

BYUBASKETBALL

Kyle Chilton, BYU Athletic Communications | O: (801) 422-4909 | C: (801) 372-2080 | kyle_chilton@byu.edu | 30 Smith Fieldhouse • Provo, UT • 84602

BYU 2014-15 SCHEDULE

O29	Wed	Cougar Tipoff	BYUtv	
N1	Sat	Colorado School of Mines (Exh)	BYUtv	W, 82-64
N8	Sat	Seattle Pacific (Exh)	BYUtv	W, 75-44
N14	Fri	Long Beach State	BYUtv	W, 95-90
N18	Tue	Arkansas-Little Rock*	BYUtv	W, 91-62
N19	Wed	Southern Virginia	BYUtv	W, 101-48
N24	Mon	vs. San Diego State*	ESPN2 L, 87-92 (20T)	
N25	Tue	vs. Chaminade*	ESPN2 W, 121-85	
N26	Wed	vs. Purdue*	ESPN2 L, 85-87 (OT)	
N29	Sat	Eastern Kentucky	BYUtv	W, 90-76
D2	Tue	at Utah State	CBS SN	7 p.m.
D6	Sat	vs. Hawaii#	BYUtv	4 p.m.
D10	Wed	Utah	ESPNU	7 p.m.
D13	Sat	at Weber State	KJZZ	7 p.m.
D20	Sat	Stanford	ESPNU	9 p.m.
D23	Tue	UMass	BYUtv	7 p.m.
D27	Sat	Gonzaga	ESPN2	4 p.m.
D29	Mon	Portland	BYUtv	7 p.m.
J1	Thu	at Santa Clara	BYUtv	2 p.m.
J3	Sat	at San Francisco	CSN Bay Area	8 p.m.
J8	Thu	Pepperdine	ESPNU	9 p.m.
J10	Sat	Loyola Marymount	BYUtv	7 p.m.
J15	Thu	at Pacific	ESPNU	8 p.m.
J17	Sat	at Saint Mary's	ESPN2	8 p.m.
J24	Sat	at San Diego	TWC/Root/CSN CA	1 p.m.
J29	Thu	San Francisco	ESPNU	9 p.m.
J31	Sat	Santa Clara	BYUtv	7 p.m.
F5	Thu	at Pepperdine	TWC	8 p.m.
F7	Sat	at Loyola Marymount	TWC/Root/CSN CA	1 p.m.
F12	Thu	Saint Mary's	ESPN or ESPN2	7 p.m.
F14	Sat	Pacific	BYUtv	7 p.m.
F19	Thu	San Diego	ESPNU	8 p.m.
F26	Thu	at Portland	Root	7 p.m.
F28	Sat	at Gonzaga	ESPN or ESPN 2	TBA

^ Exhibition
 * EA SPORTS Maui Invitational
 # at EnergySolutions Arena
 All times local to site

SOCIAL MEDIA



Website: www.BYUcougars.com
 Facebook: /BYUbasketball | /BYUcougars
 Twitter: @BYUbasketball | @BYUcougars
 Instagram: BYUcougars
 Vine: BYUcougars
 Hashtag: #BYUhoops



USU (3-2, 0-0 Mountain West) AGGIES

Head Coach Stew Morrill
 Alma Mater Gonzaga, 1974
 Division I Career Record . . 587-269 (28th)
 Record at Utah State . . 369-131 (16th)

GAME INFORMATION

TV CBS Sports Network
 TV Talent Rich Waltz (play-by-play)
 Pete Gillen (analyst)
 Live Video None
 Radio Cougar IMG Sports Network
 KSL 102.7 FM / 1160 AM
 Radio Talent . . Greg Wrubell (play-by-play)
 Mark Durrant (analyst)
 Live Stats BYUcougars.com

SERIES INFORMATION

Series Record BYU leads 138-92
 Last Meeting BYU won 85-74, 11/30/13
 H/A/N 84-32/52-60/2-0



BYU (5-2, 0-0 WCC) COUGARS

Head Coach Dave Rose
 Alma Mater Houston, 1983
 Division I Career Record . . 237-80 (10th)
 Record at BYU Same

BYU STORYLINES

- BYU has opened its 10th season under Dave Rose with a 5-2 record. Rose is BYU's all-time leader in winning percentage at 74.8 percent and second in career wins at 237. He has led the Cougars to nine-straight 20-win seasons and nine-straight postseason appearances (7 NCAA tournament appearances).
- Tyler Haws, the 2013-14 West Coast Conference Player of the Year, has been named by the coaches to the preseason All-WCC team and the Wooden Award Preseason Top 50. After finishing sixth in the nation and leading the league in scoring last season, he's currently first in the WCC in scoring at 22.1 ppg.
- After averaging 5.1 3-point FGs per game last season, a low for a season during the Dave Rose era, the Cougars are off to a blistering pace in 2014-15, averaging 10.7 makes from deep per game.

BYU'S PROJECTED STARTING LINEUP



#5 | Kyle Collinsworth

Guard
 6-6 | 210 | Jr.
 Provo, Utah
 Provo HS

GP/GS	MPG	Pts	Reb	Ast	Stl	FG%	3PT%	FT%
6/6	26.5	11.0	5.5	5.3	2.8	.440	.400	.714

Last Game: Had 11 points, 4 rebounds, 5 assists and 3 steals vs. EKU
Notes: Averaged 14.7 points, 6.3 rebounds, 6.7 assists and 4.0 steals at the Maui Invitational ... a preseason All-WCC selection ... has totaled 9 steals in the last two games ... a team captain



#1 | Chase Fischer

Guard
 6-3 | 195 | Jr.
 Ripley, West Virginia
 Wake Forest

GP/GS	MPG	Pts	Reb	Ast	Stl	FG%	3PT%	FT%
7/7	29.3	16.3	2.1	2.6	0.7	.475	.450	.733

Last Game: Had 20 points, hit 4 of 8 threes, added 3 rebounds and 2 assists vs. EKU
Notes: Has scored in double figures in six of seven games this season ... averaged 16.0 points and 2.3 assists at the Maui Invitational ... hit 15 threes in Maui, including a BYU record 10 against Chaminade ... a team captain




#3 | Tyler Haws

Guard
 6-5 | 195 | Sr.
 Alpine, Utah
 Lone Peak HS

GP/GS	MPG	Pts	Reb	Ast	Stl	FG%	3PT%	FT%
7/7	30.7	22.1	3.1	2.4	0.9	.505	.424	.911

Last Game: Scored 26 points on 10 of 15 shooting and added 4 rebounds and 4 assists vs. EKU
Notes: Averaged 25.7 points in Maui ... first in the WCC and eighth in the country in scoring ... a team captain ... has scored in double figures in 55-consecutive games



#33 | Nate Austin

Forward
 6-11 | 230 | Sr.
 Alpine, Utah
 Utah

GP/GS	MPG	Pts	Reb	Ast	Stl	FG%	3PT%	FT%
7/7	22.3	3.6	6.1	1.1	0.9	.571	.333	.800

Last Game: Had 2 rebounds, 1 assist and 1 steal vs. EKU
Notes: Has started BYU's last 47 games, dating back to the last five games of the 2012-13 season ... had a season-high 11 rebounds against UALR



#35 | Isaac Neilson

Forward
 6-11 | 225 | Fr.
 Mission Viejo, Calif
 Mission Viejo HS

GP/GS	MPG	Pts	Reb	Ast	Blk	FG%	3PT%	FT%
7/7	13.0	6.9	3.6	0.6	0.6	.500	.333	.688

Last Game: Against EKU made his first career start ... had 3 rebounds
Notes: Has started BYU's first six games this season after starting three games in 2013-14

OFF THE BYU BENCH

No.	Name	Pos.	Ht.	Wt.	Yr.	Pts.	Reb.	Hometown (Previous School)	Notes
2	Jordan Ellis	G	6-1	180	Jr.	0.7	0.7	Medford, Ore. (Portland State)	Played 1 minute vs. EKU
10	Ryan Andrus	F	6-11	215	Fr.	1.0	1.3	American Fork, Utah (American Fork HS)	Did not play vs. EKU
12	Josh Sharp	F	6-7	190	Sr.	1.6	1.8	Highland, Utah (Utah)	Had 2 rebounds and 1 assist vs. EKU
15	Jake Toolson	G	6-5	215	Fr.	4.3	2.5	Gilbert, Ariz. (Highland HS)	Had 1 rebound and 1 assist vs. EKU
20	Anson Winder	G	6-3	190	Sr.	14.3	4.3	Las Vegas, Nev. (Bishop Gorman HS)	Totaled 19 points, 5 boards, 1 assist, 2 steals vs. EKU ... has 6 double digit games
23	Skyler Halford	G	6-1	175	Sr.	5.7	3.2 (apg)	Orem, Utah (SLCC)	Scored 9 points on 3 threes and added 4 assists vs. EKU
24	Frank Bartley IV	G	6-3	200	So.	1.9	1.9	Baton Rouge, La. (Future College Prep)	Totaled 4 points, 3 rebounds, 4 assists and 1 steal vs. EKU
30	Dalton Nixon	F	6-7	215	Fr.	3.4	1.6	Orem, Utah (Orem HS)	Had 1 assist vs. EKU
41	Luke Worthington	F	6-10	235	So.	4.1	2.4	Mequon, Wis. (Homestead HS)	Totaled 2 rebounds and 1 steal vs. EKU
44	Corbin Kaufusi	C	6-10	245	Fr.	3.8	3.8	Provo, Utah (Timpview HS)	Did not play vs. EKU

CAREER HIGHLIGHTS

- 237-80 overall record (second all-time at BYU in wins) for a BYU record .748 winning percentage
- Currently 11th among active coaches in the NCAA in career winning percentage (as of Nov. 21, 2014)
- Reached 200 career victories in his 259th game as a head coach, 15th fastest in NCAA history
- With 232 victories through nine seasons is fifth all-time for best career starts by wins in NCAA history
- With 209 victories through first eight seasons is fourth all-time for best career starts by wins in NCAA history
- With 185 victories through first seven seasons is fourth all-time for best career starts by wins in NCAA history
- With 159 victories through first six seasons is tied for third all-time for best career starts by wins in NCAA history
- With 127 victories through five seasons is sixth all-time for best career starts by wins in NCAA history
- Streak of nine-consecutive 20-win seasons is tied for 20th all-time in NCAA history and tied for the 10th longest current streak
- Four Mountain West Conference regular season titles, a BYU and MWC record
- Three-time MWC Coach of the Year (2006, 2007, 2011)
- Two-time USBWA District VIII Coach of the Year (2006, 2011)
- Naismith Coach of the Year Finalist in 2011
- Honorable Mention for National Coach of the Year by Scout.com (2006)
- Seven trips to the NCAA tournament (a BYU record), including six-consecutive trips from 2007 to 2012 (a BYU record)
- Six-consecutive 25-win seasons (2006-11), and nine-consecutive 20-win seasons, both BYU records
- Holds top two spots for wins in a season in BYU history with 32 in 2010-11 and 30 in 2009-10
- Only BYU coach to win at least 20 games in each of his first nine seasons
- Took BYU to the Sweet 16 in 2011 for the first time since 1981
- Coached Jimmer Fredette, the 2011 Consensus National Player of the Year
- Inducted into the Dixie State Athletics Hall of Fame on Sept. 14, 2013

COACHING EXPERIENCE

- BYU Head Coach (2005-present)
- BYU Associate Head Coach (2000-2005)
- BYU Assistant Coach (1997-2000)
- Dixie State Head Coach (1990-1997)
- Dixie State Assistant Coach (1987-1990)
- Assistant coach at Pine View High School (1986-87)
- Head coach at Millard High School (1983-86)

SERVICE

- A member of the National Coaches vs. Cancer Council
- Assisting with the Hope Lodge, a facility to be constructed in Salt Lake City to house families of cancer patients
- NABC Game Pillar Award for Service in 2008
- 63rd recipient of the Dale Rex Memorial Award
- Honorary Chair of the Children with Cancer Christmas Foundation
- Was the first coach in the state of Utah to participate in the American Cancer Society's nationwide Coaches vs. Cancer campaign
- Lobbied before Congress for more funding for cancer research in September 2010

EDUCATION

- Houston (1983, B.A.)

PLAYING CAREER


- Played baseball and basketball at Dixie State College
- Played for Houston from 1980-83 (played in 1980-81 and 82-83, redshirted in 1981-82)
- Co-Captain on the famous "Phi-Slamma Jamma" team that featured Hakeem (then Akeem) Olajuwon and Clyde Drexler
- Helped Houston achieve a No. 1 ranking and reach the national championship game in 1983

MISSION

- Manchester England (1977-79)

PERSONAL/FAMILY

- Wife: Cheryl
- Children: Daughter Chanell and husband Brock Reichner, son Garrett and wife Brooke, daughter Taylor
- Dave and Cheryl Rose have seven grandchildren



TOP CAREER START BASED ON CURRENT NUMBER OF YEARS (THROUGH 2013-14)

Coch, School	Yrs.	W	L	Pct.
Brad Underwood, Stephen F. Austin	1	32	3	.914
Kevin Ollie, UConn	2	52	18	.743
Steve Prohm, Murray State	3	75	23	.765
Fred Hoiberg, Iowa State	4	90	47	.657
Andy Toole, Robert Morris	4	90	50	.643
Shaka Smart, VCU	5	137	46	.749
John Groce, Illinois	6	128	84	.604
Buzz Williams, Virginia Tech	7	153	86	.640
Tim Cluess, Iona	8	190	68	.736
Dave Rose, BYU	9	232	78	.748
Sean Miller, Arizona	10	249	95	.724
Jamie Dixon, Pittsburgh	11	288	96	.750
Mike Anderson, Arkansas	12	259	137	.654
Randy Bennett, Saint Mary's	13	286	137	.676
Thad Matta, Ohio State	14	377	114	.768
Mark Few, Gonzaga	15	403	100	.801

BEST CAREER STARTS BY WINS, 9 SEASONS

Coch, School	Date	W	L	Pct.
Roy Williams, Kansas	1989-97	247	58	.810
Everett Case, NC State	1947-55	241	56	.811
Jamie Dixon, Pittsburgh	2004-12	238	77	.756
Mark Few, Gonzaga	2000-08	236	60	.797
Dave Rose, BYU	2006-14	232	78	.748
Thad Matta, Butler, Xavier, OSU	2001-09	229	77	.748
Denny Crum, Louisville	1972-80	219	55	.799
Jerry Tarkanian, LBSU, UNLV	1969-76	218	33	.869
Sean Miller, Xavier, Arizona	2005-13	216	90	.706
Bruce Weber, S. Ill., Illinois	1999-07	215	82	.724

ROSE'S BYU COACHING LEDGER

Season	Overall	Pct.	Home	Pct.	Away	Pct.	Neutral	Pct.	Conf.	Pct.	Tourney	NCAA/NIT
05-06	20-9	.690	14-1	.933	5-7	.417	1-2	.500	12-4	.750	0-1	0-1 NIT
06-07	25-9	.735	17-0	1.000	6-7	.462	2-2	.500	13-3	.813	2-1	0-1 NCAA
07-08	27-8	.771	16-0	1.000	9-3	.615	3-3	.500	14-2	.875	2-1	0-1 NCAA
08-09	25-8	.758	14-2	.875	8-5	.750	2-3	.400	12-4	.750	1-1	0-1 NCAA
09-10	30-6	.833	15-1	.938	10-4	.714	5-1	.833	13-3	.813	1-1	1-1 NCAA
10-11	32-5	.865	13-1	.929	10-1	.909	9-3	.750	14-2	.875	2-1	2-1 NCAA
11-12	26-9	.743	13-3	.813	8-3	.727	5-3	.625	12-4	.750	1-1	1-1 NCAA
12-13	24-12	.667	15-3	.833	7-5	.583	2-4	.333	10-6	.625	0-1	3-1 NIT
13-14	23-12	.657	14-1	.933	5-8	.385	4-3	.571	13-5	.722	2-1	0-1 NCAA
14-15	5-2	.714	4-0	1.000	0-0	.000	1-2	.333	0-0	.000	0-0	0-0
Totals	237-80	.748	135-12	.918	68-43	.613	34-25	.576	113-33	.774	11-9	7-9

ROSE'S MILESTONE VICTORIES

Win	Date	Opponent	Score	Record
25	12/06/06	San Jose State	81-69	25-11 (.694)
50	11/23/07	vs. No. 6 Louisville	78-76	50-18 (.735)
75	11/20/08	North Florida	74-41	75-26 (.743)
100	11/20/09	at Hawaii	83-65	100-34 (.746)
125	03/06/10	at TCU	107-77	125-38 (.767)
150	02/09/11	at Air Force	90-52	150-42 (.781)
175	01/16/12	at San Diego	82-63	175-49 (.781)
200	01/19/13	San Diego	74-57	200-59 (.772)
225	02/06/14	Santa Clara	89-76	225-75 (.750)

BYU VS. UTAH STATE

Overall Series Record: BYU leads 138-92
 BYU Record in Provo: 84-32
 BYU Record at Utah State: 52-60
 BYU Record at Neutral Sites: 2-0
 BYU Record Under Dave Rose: 5-3

Last 10 Games vs. Utah State

11-30-13	vs. Utah State	85-74	W
2-19-13	Utah State	70-68	W
11-11-11	at Utah State	62-69	L
11-17-10	Utah State	78-72	W
12-2-09	at Utah State	61-71	L
12-6-08	vs. Utah State	68-63	W
12-16-06	Utah State	75-62	W
12-22-05	at Utah State	80-91	L
12-18-04	Utah State	62-84	L
12-1-04	at Utah State	57-71	L

Utah State's projected starting lineup

No.	Name	Ht.	Pos.	Ppg	Rpg
2	Darius Perkins	6-1	G	11.2	2.0
34	Chris Smith	6-4	G	10.8	4.8
24	Jojo McGlaston	6-5	G	8.2	3.6
14	Jalen Moore	6-8	W	14.6	6.2
13	David Collette	6-8	F	12.2	3.0

Utah State's last game

L, 70-77 (OT) at UC Davis, 11/26/14

BYU	CATEGORY	USU
5-2, 0-0	W-L	3-2, 0-0
6-4	Last 10	6-4
3-2	Last 5	3-2
95.7	PPG	65.0
77.1	Opp PPG	63.6
+18.6	Margin	+1.4
.504	FG%	.419
.423	FG% Def	.395
.434	3FG%	.363
10.7	3FG/Game	7.4
.357	Opp 3FG%	.260
.724	FT%	.667
40.6	RPG	31.8
34.3	Opp RPG	40.8
+6.3	Margin	-9.0
20.6	Assist/Game	13.0
14.4	TO/Game	9.4
17.6	Opp TO/Game	11.6
+3.1	Margin	+2.2
9.6	Steals/Game	5.6
3.3	Blocks/Game	4.0

BY THE NUMBERS

- 1** Tyler Haws is the only player in BYU history to surpass 1,700, 1,800 or 1,900 career points during his junior season. The previous record holder for points through a junior season by a Cougar was Danny Ainge, who scored 1,685 in his first three years at BYU. Haws and Ainge are the only Cougars to reach 1,000 career points as sophomores.
- 2** The number of players in the NCAA ranked in the top 100 in the country in rebounds, assists and steals in 2013-14: Kyle Collinsworth and UCLA's Kyle Anderson. Collinsworth averaged 8.1 boards, 4.6 assists and 1.7 steals to rank 86th, 83rd and 89th in each category, respectively.
- 4** The number of conference players of the year for BYU since Dave Rose became head coach in 2005. Keena Young (2007), Lee Cummmard (2008) and Jimmer Fredette all earned Mountain West Conference Player of the Year honors. Tyler Haws became BYU's first West Coast Conference Player of the Year in 2014.
- 7** The number of times a player in the West Coast Conference has scored 35 points or more in a single game since BYU joined the league in 2011. Five of the seven instances have been achieved by Tyler Haws: 42 vs. Virginia Tech on 12/29/12, 37 vs. Washington on 3/19/13, 35 vs. Pepperdine on 1/9/14, 48 at Portland on 1/23/14 and 38 vs. Pacific on 1/30/14. The other two players to reach 35 are Stephen Holt of Saint Mary's (35 on 2/22/14) and Jared Brownridge of Santa Clara (38 on 3/1/14).
- 7** The number of players who scored in double figures vs. Southern Virginia on Nov. 19, at 101-48 BYU win. Jake Toolson led the way with 15 points, Tyler Haws and Isaac Neilson added 13 apiece, Luke Worthington had 12 and Chase Fischer, Anson Winder and Dalton Nixon each had 10. It was the first time since Jan. 25, 1975 – and only the second time in program history – that seven players reached double digits. That night, Grig Clawson (16), Jay Cheesman (13), Mark Handy (12), Troy Jones (12), Brian Frishman (10), Greg Snow (10) and Veryl Law (10) led the Cougars to a 96-78 win at New Mexico.
- 8** The number of career games for Tyler Haws shooting 100 percent from the free throw line with a minimum of 10 attempts, a BYU record. He hit 10 of 10 at Wyoming on Feb. 20, 2010, 12 of 12 vs. Cal State Northridge on Nov. 24, 2012, 10 of 10 vs. Utah on Dec. 8, 2012, 10 of 10 at Weber State on Dec. 15, 2012, 14 of 14 at Loyola Marymount on March 2, 2013, 11 of 11 vs. Wichita State on Nov. 26, 2013, 14 of 14 vs. San Francisco on March 10, 2014 and 11 of 11 vs. Gonzaga on March 11, 2014.
- 9** Including an at-large bid to the 2014 NCAA Tournament, BYU has reached the postseason in nine-straight years under BYU coach Dave Rose. In his first season on the job, he took the Cougars to the 2006 NIT. That was followed by six-straight trips to the NCAA tournament (2007 to 2012) and a bid to the 2013 NIT.
- 9** Prior to this season, the number of seasons Dave Rose has been BYU's head coach and the number of consecutive seasons BYU has won at least 20 games, the longest streak in program history.
- 17** The number of 3s BYU hit vs. Chaminate at the Maui Invitational on Nov. 25, a program record. The previous record was 15.
- 55** The number of consecutive games Tyler Haws has scored in double figures, a career-best streak and the 3rd-best streak in BYU history.
- 88.9** Tyler Haws' career free-throw percentage, first all-time in BYU history. He has hit 559 of 622 from the line in his career.
- 90.0** BYU's winning percentage in home openers under Dave Rose (9-1). The Cougars opened this season with a 95-90 win over Long Beach State on Nov. 14. Last year, BYU defeated Weber State 81-72 in the season/home opener. Rose lost his first home opener (also the season opener in 2005) but has since won the last nine home openers.
- 237** Dave Rose (2005 to present) is second all-time in BYU basketball history with 237 career victories, behind only the great Stan Watts, who coached the Cougars to 371 wins from 1949 to 1972 and was inducted into the Naismith Memorial Basketball Hall of Fame in 1986. Rose and Watts are the only BYU coaches to coach at least 300 career games.
- 2,099** The number of points Tyler Haws has scored in his career, good for 5th all-time and 186 from tying Devin Durrant for 4th. He is one of five Cougars all-time to reach 2,000 career points.

LAST TIME OUT – BYU'S 3-POINT SHOOTING LEADS TO WIN OVER EASTERN KENTUCKY

PROVO, Utah – Three-point shooting led BYU to a 90-76 victory over Eastern Kentucky in the Marriott Center on Saturday.

"Our guys were ready," BYU head coach Dave Rose said. "It was maybe as well as we've shared the ball all year. We had opportunities to drive it deep. We started driving it and kicking it out. I'm really proud of our guys and now we'll have a day off and another game against Utah State on Tuesday."

The Cougars (5-2) made 15 threes against the Colonels (4-1), shooting 53 percent from downtown. Tyler Haws led all the Cougars with 26 points while hitting 4 of 8 from beyond the arc. He also grabbed four rebounds and dished out four assists. Chase Fischer scored 20 points and also shot 4 of 8 from three. Anson Winder had 19 points off the bench with five rebounds and two steals.

Fischer started the Cougars off with a quick three to score the first points of the game. EKU answered with a couple threes of its own, going on a 6-0 run. A 3-pointer from Haws tied the game up at 10-10 with 15:15 left in the first half.

The hot shooting continued for Fischer. He made two in a row and a 2-point jumper to put BYU up 20-17 with 10:04 left in the half. The Colonels kept in the game with a quick layup from Corey Walden to get within two. Deverin Muff blocked a shot from Haws to get possession, then EKU was fouled and made both free throws to tie the game at 23-23 with 4:40 left in the first half.

The teams stayed close toward the end of the half. The score was tied six times and the lead changed four times in the first period. The Cougars took the lead late behind Frank Bartley IV. A quick pass inside from Skyler Halford set

up Bartley for a layup and he was fouled. Bartley then grabbed the rebound off of his own missed free throw to take the 32-30 lead with 0:35 left. BYU held on to that lead going into halftime.

BYU started off the second half strong, going on a 9-0 run. Haws extended the run with a breakaway dunk after Winder stole the ball. The dunk pushed the Cougars to their first double-digit lead of the night at 43-33 with 16:25 left in the game.

The Cougars got hot from beyond the arc in the second half, making seven threes in seven scoring possessions, three of which came from Halford. A second trey from Haws in the series of threes pushed BYU's lead to 64-41 with 11:15 left in the game.

Winder made an up-and-under layup to make it 73-51 with 7:00 left in the game, and BYU did not look back. Bartley saved an errant pass and found Kyle Collinsworth, who went up for the dunk. Collinsworth had 11 points and five assists on the night. Haws grabbed an offensive rebound and put it right back up for two to make it 83-63 with 3:35 left.

A 3-pointer from Winder put BYU up 90-69 with 0:53 left in the game. A few more buckets from EKU made the final score 90-76.

QUICK FACTS

University Information

Location: Provo, Utah 84602
 Elevation: 4,553 feet
 Enrollment: 33,336 (Daytime)
 Founded: October 15, 1875
 Owned: The Church of Jesus Christ of Latter-day Saints
 Nickname: Cougars
 Mascot: Cosmo
 Colors: Blue and White
 Arena (capacity): Marriott Center (20,900)
 Conference: West Coast Conference
 President: Kevin J Worthen (BYU, 1979)
 Athletic Director: Tom Holmoe (BYU, 1983)
 Athletic Website: BYUcougars.com
 Tickets: (801) 422-BYU1 or (800) 322-BYU1

2014-15 Preview

Lettermen Returning/Lost: 8/4
 Newcomers: 6
 Starters Returning/Lost: 4/1
 Returning Scoring: 70.3% (2,061 of 2,931 pts)
 Returning Rebounding: 67.9% (972 of 1,432 reb)
 Returning Assists: 66.4% (361 of 544 ast)
 Returning Blocks: 71.8% (74 of 103)
 Returning Minutes: 74.6% (5,317 of 7,125)

2013-14 Review

Overall Record: 23-12
 Conference Record/Finish: 13-5 (2nd)
 2014 Postseason: (0-1 in the NCAA tournament)
 2nd Round: Oregon – L, 68-87
 2014 Final National Ranking: NR/NR

BYU Coaching Staff

Head Coach: Dave Rose
 Alma Mater (year): Houston (1983)
 Record at School (years): 237-80 (10th year)
 Career Division I Record (years): same
 Basketball Office Fax: (801) 422-5965
 Assistant Coaches (Alma Mater, year)
 Terry Nashif (BYU, 2005)
 Tim LaComb (Utah, 2006)
 Mark Pope (Kentucky, 1996)
 Dir. of Basketball Operations: Cody Fueger (Utah, 2006)

BYU History

First Year of Basketball: 1903
 All-Time Record: 1718-1040 (.623)
 Winning Seasons: 87 (last 2014)
 Regular Season Conf. Championships: 29 (last 2011)
 Postseason Appearances (record): 39 (30-40)
 Total NCAA Appearances (record): 28 (15-31)
 Last NCAA Appearance: 2014
 Second Round: L vs. No. 7 seed Oregon, 68-87
 Total NIT Appearances (Record): 11 (15-9)
 Last NIT Appearance: 2013
 Result: Advanced to the semifinals

2014-15 BYU STARTING LINEUPS

Opponent	(1)	(2)	(3)	(4)	(5)
Long Beach State	Collinsworth	Fischer	Haws	Austin	Worthington
Arkansas-Little Rock	Collinsworth	Fischer	Haws	Austin	Worthington
Southern Virginia	Halford	Fischer	Haws	Austin	Worthington
vs. San Diego State	Collinsworth	Fischer	Haws	Austin	Worthington
vs. Chaminade	Collinsworth	Fischer	Haws	Austin	Worthington
vs. Purdue	Collinsworth	Fischer	Haws	Austin	Worthington
Eastern Kentucky	Collinsworth	Fischer	Haws	Austin	Neilson
at Utah State					
vs. Hawai'i					
Utah					
at Weber State					
Stanford					
UMass					
Gonzaga					
Portland					
at Santa Clara					
at San Francisco					
Pepperdine					
Loyola Marymount					
at Pacific					
at Saint Mary's					
at San Diego					
San Francisco					
Santa Clara					
at Pepperdine					
at Loyola Marymount					
Saint Mary's					
Pacific					
San Diego					
at Portland					
at Gonzaga					
Won-Loss Records	(1)	(2)	(3)	(4)	(5)
3-2	Collinsworth	Fischer	Haws	Austin	Worthington
1-0	Halford	Fischer	Haws	Austin	Worthington
1-0	Collinsworth	Fischer	Haws	Austin	Neilson

GAMES PLAYED (RECORD)

	2014-15	Career
Tyler Haws	7 (5-2)	111 (80-31)
Nate Austin	7 (5-2)	113 (78-35)
Anson Winder	7 (5-2)	107 (75-32)
Josh Sharp	5 (5-0)	97 (67-30)
Kyle Collinsworth	6 (4-2)	76 (58-18)
Skyler Halford	6 (5-1)	41 (28-13)
Frank Bartley IV	7 (5-2)	41 (28-13)
Luke Worthington	7 (5-2)	38 (26-12)
Ryan Andrus	3 (3-0)	same
Jordan Ellis	3 (3-0)	same
Chase Fischer	7 (5-2)	same
Corbin Kaufusi	6 (4-2)	same
Isaac Neilson	7 (5-2)	same
Dalton Nixon	7 (5-2)	same
Jake Toolson	6 (5-1)	same

GAMES STARTED (RECORD)

	2014-15	Career
Tyler Haws	7 (5-2)	109 (78-31)
Kyle Collinsworth	6 (4-2)	67 (50-17)
Anson Winder	0 (0-0)	25 (20-5)
Nate Austin	7 (5-2)	50 (33-17)
Josh Sharp	0 (0-0)	25 (18-7)
Skyler Halford	1 (1-0)	14 (11-3)
Luke Worthington	6 (4-2)	9 (7-2)
Chase Fischer	7 (5-2)	same
Isaac Neilson	1 (1-0)	same

STREAKS

Streak	2014-15	Overall
Current won/loss streak	1 win	same
At home	4 wins	15 wins
On the road	—	2 wins
On a neutral floor	1 loss	same
At home vs. Nonconference	4 wins	6 wins
At home vs. WCC	—	9 wins
On the road vs. Nonconference	—	3 losses
On the road vs. WCC	—	2 wins
On a neutral floor vs. Nonconference	1 loss	same
On a neutral floor vs. WCC	—	1 loss
At regular season tournament	1 loss	same
At WCC Tournament	—	1 loss
NCAA Tournament	—	2 losses
At NIT	—	1 loss
Games with a 3-point make	7 games	10 games
Vs. In-state teams	—	1 loss
At home vs. in-state teams	—	17 wins
On the road vs. in-state teams	—	1 loss

LEADS AND DEFICITS, BYU'S BIGGEST...

Halftime lead	27 (49-22 vs. SVU)
Halftime lead lost in defeat	—
Halftime deficit	8 (33-41 vs. San Diego State)
Halftime deficit erased in victory	1 (46-47 vs. Long Beach State)
Overall lead	56 (97-41 vs. SVU)
Margin of victory	53 (101-48 vs. SVU)
Margin of defeat	5 (87-92 vs. San Diego State)
Lead lost in defeat	5 (76-71 vs. San Diego State)
Overall deficit	11 (0-11 vs. San Diego State)
Deficit overcome in victory	5 (30-35 vs. Long Beach State)

HONORS CANDIDATES

Tyler Haws • All-America Candidate

- Named to the Wooden Award Preseason Top 50
- Named preseason All-America honorable mention by the Associated Press
- Selected to the preseason All-WCC team by the league's coaches
- Named All-America Honorable Mention, WCC Player of the Year, All-WCC First Team, USBWA All-District VIII First Team, WCC All-Tournament and the Colleg-eSportsMadness.com All-High Major First Team
- 2013-14 season averages of 23.2 ppg, 3.8 rpg, 1.5 apg and 1.0 spg and season shooting percentages of .463 from the field, .404 from three and .881 from the free throw line
- Had season highs of 48 points, 13 rebounds, 5 assists, 3 steals and 4 made 3-pointers
- Scored in double figures in all 33 games played, 20-plus points 21 times, 30-plus points 7 times and 40-plus points once
- In all games was: 1st in the WCC in scoring in scoring, 3rd in free throw percentage, 13th in 3-point field goal percentage, 4th in minutes played, T-15th in steals
- Named to the All-Junior Team by ESPN's Rece Davis
- Named USBWA and NABC All-District

Kyle Collinworth • All-WCC, All-District Candidate

- Named All-WCC First Team
- 2013-14 season averages of 14.0 ppg, 8.1 rpg, 4.6 apg and 1.7 spg and season shooting percentages of .497 from the field and .364 from three
- Had season highs of 20 points, 13 rebounds, 9 assists, 3 blocks and 5 steals
- Scored in double figures in 30 games, including a streak of 20-straight games
- Had 7 double-doubles
- In all games was: 14th in the WCC in scoring, 2nd in rebounding, 13th in field goal percentage, 3rd in assists, 3rd in steals, 11th in assist/turnover ratio, 5th in offensive rebounds, 3rd in defensive rebounds and 6th in minutes played (as of 3/12/14)
- In league games was: 13th in scoring, T-5th in rebounding, 9th in field goal percentage, 4th in assists, 1st in steals, 10th in assist/turnover ratio, 3rd in offensive rebounds, T-9th in defensive rebounds

Preseason Projections

Lindy's Sports College Basketball Preview

- Senior guard Tyler Haws ranked No. 1 in the nation among shooting guards
- Junior guard Kyle Collinworth ranked No. 20 in the nation among small forwards (even though he plays the point)
- BYU picked to finish second in the WCC
- Tyler Haws named the preseason player of the year and to the five-man All-WCC first-team
- Kyle Collinworth named to the five-man All-WCC second-team

Sporting News College Basketball Year Book

- Senior guard Tyler Haws and junior guard Kyle Collinworth named to the 10-man all-conference team
- Chase Fischer named to the five-man all-newcomer team
- The Marriott Center named the top venue in the WCC
- BYU picked to finish second in the WCC

Athlon Sports College Basketball Preview

- Senior guard Tyler Haws ranked the second-best scorer in the country
- Senior guard Tyler Haws named the WCC preseason player of the year and to the five-man All-WCC first-team

Online Previews

- Yahoo! Sports named Tyler Haws and Kyle Collinworth to its five-man All-WCC team and selected Haws as the preseason player of the year
- SI.com projects Tyler Haws to lead the nation in scoring in 2014-15
- CampusInsiders.com projects Tyler Haws to lead the nation in scoring in 2014-15

2014-15 STORYLINES AND NOTES

Dave Rose

BYU head coach Dave Rose has led BYU to one of the most successful runs in program history since taking over in 2005. His career record of 237-80 ranks him second in BYU history in total victories and first in winning percentage (.748). Rose has been named conference coach of the year three times, district coach of the year twice, led the Cougars to four conference titles, seven NCAA tournament appearances, two NIT appearances, six 25-win seasons and nine 20-win seasons. In 2010, he led BYU to its first NCAA tournament win in 17 years and the Cougars won at least one postseason game in the next three seasons, including a spot in the Sweet 16 in 2011, a win in the 2012 NCAA tournament and a trip to the NIT semifinals in 2013.

Hot start from downturn

BYU is hitting threes at a record-setting pace in 2014-15. Through seven games, the Cougars are on pace to double last season's output and break the records for made threes and threes per game set in 2010-11. See below for more data.

Season	Games w/10-plus 3s	Total 3s	3s/Game
2010-11	11	312	8.4
2011-12	8	233	6.7
2012-13	4	213	5.9
2013-14	3	177	5.1
2014-15	4	75	10.7

Rose vs. the state

BYU basketball coach Dave Rose has compiled a record of 29-7 vs. in-state opponents since taking over in 2005-06. He has the best winning percentage (.806) of any coach vs. in-state teams during that time and is second in wins (Utah State's Stew Morrill is 30-10 vs. in-state teams since 2005-06, a .750 winning percentage). BYU plays at Utah State on Dec. 2, hosts Utah on Dec. 10 and plays at Weber State on Dec. 13.

Opponent	W	L	Opponent	W	L
Utah	12	4	Weber State	9	0
Utah State	5	3	Southern Utah	3	0

Cougars leading the league

In each of BYU's three seasons in the WCC, the Cougars have had the leading scorer in all games (Noah Hartsock in 2011-12, Tyler Haws in 2012-13 and 2013-14) and in league games (Brandon Davies in 2011-12, Haws in 2012-13 and 2013-14). Only one other school (Loyola Marymount from 1988-89 to 1991-92) has had the league's leading scorer in at least three-straight seasons in all games. In league games, a school has had the league's leading scorer in at least three-straight seasons three other times.

Rose among the nation's best

Dave Rose is 11th in career winning percentage among active NCAA Division I head coaches (as of Nov. 30, 2014).

Rk	Coach	Yrs.	W	L	Pct.	Rk	Coach	Yrs.	W	L	Pct.
1	Mark Few, Gonzaga	15	409	100	.8035	7	Bruce Pearl, Auburn	19	465	147	.7598
2	Roy Williams, UNC	26	729	191	.7924	8	Bill Self, Kansas	21	537	175	.7542
3	Thad Matta, Ohio State	14	382	114	.7702	9	Jamie Dixon, Pittsburgh	11	292	98	.7487
4	Mike Krzyzewski, Duke	39	990	306	.7639	10	Jim Boeheim, Syracuse	38	953	321	.7480
5	John Calipari, Kentucky	22	562	175	.7626	11	Dave Rose, BYU	9	237	80	.7476
6	Bo Ryan, Wisconsin	30	711	224	.7604	12	Shaka Smart, VCU	5	141	48	.7460

Number of games to...

See the table below for the number of games it has taken BYU's best scorers to reach various milestones.

1,500 Points	1,600 Points	1,700 Points	1,800 Points	1,900 Points
Danny Ainge - 77	Danny Ainge - 82	Danny Ainge - 87	Danny Ainge - 91	Danny Ainge - 96
Kresimir Cosic - 79	Tyler Haws - 90	Tyler Haws - 93	Tyler Haws - 97	Devin Durrant - 102
Tyler Haws - 86	Devin Durrant - 93	Devin Durrant - 96	Devin Durrant - 99	Tyler Haws - 102
Devin Durrant - 89	Michael Smith - 95	Michael Smith - 99	Michael Smith - 103	Michael Smith - 107
Michael Smith - 91	Fred Roberts - 103	Jimmer Fredette - 110	Jimmer Fredette - 114	Jimmer Fredette - 118
Fred Roberts - 98	Jimmer Fredette - 105	Fred Roberts - 111	Fred Roberts - 118	
2,000 Points	2,100 Points	2,200	2,300	2,400
Danny Ainge - 99	Danny Ainge - 102	Danny Ainge - 107	Danny Ainge - 112	Danny Ainge - 115
Devin Durrant - 106	Devin Durrant - 111	Devin Durrant - 114	Michael Smith - 122	Jimmer Fredette - 134
Tyler Haws - 108	Michael Smith - 115	Michael Smith - 119	Jimmer Fredette - 131	
Michael Smith - 110	Jimmer Fredette - 123	Jimmer Fredette - 127		
Jimmer Fredette - 120				

Fischer and the Cougars set 3-point records

Junior guard Chase Fischer and his teammates set several BYU records in the Cougars' 121-85 win over Chaminade in the EA Sports Maui Invitational. See the list below:

Team Records

- Single-game record for 3-pointers in a game: 17 (previous record was 15, set three times)
- Record for most 3-pointers in a half: 14 in the first half (previous record was 10, set at Arizona in 2009)
- Tied most points in a first half: 66 (set previously set vs. Hofstra in 1983)
- Tied for fourth most points in a game with 121 (also the most points scored in the Dave Rose era)

Individual Records

- Chase Fischer set the BYU record for most threes in a single game: 10
- Chase Fischer set the BYU record for most threes in a half: 9 in the first
- Chase Fischer set the BYU record for most made threes without a miss to start a game: 8

CAREER

Points
Rk Name, Years Pts
1 Jimmer Fredette, 2007-11 2,599
2 Danny Ainge, 1977-81 2,467
3 Michael Smith, 1983-84, 86-89 2,319
4 Devin Durrant, 1978-80, 82-84 2,285
5 Tyler Haws, 2009-10, 12-present 2,099
6 Russell Larson, 1991-95 1,885
7 Fred Roberts, 1978-82 1,841
8 Jeff Chatman, 1984-88 1,824
9 Mekeli Wesley, 1997-01 1,740
10 Mark Bigelow, 1998-99, 01-04 1,715
11 Brandon Davies, 2009-13 1,680
12 Ken Roberts, 1990-91, 93-96 1,652
13 Lee Cummond, 2005-09 1,569
14 Jonathan Tavemari, 2006-10 1,519
15 Kresimir Cosic, 1970-73 1,513
16 Joe Nelson, 1947-50 1,494
17 Jay Cheesman, 1973-77 1,408
18 Roland Minson, 1948-51 1,407
19 Andy Toolson, 1984-85, 87-90 1,388
20 Trent Plaisted, 2004-08 1,372
21 Marty Haws, 1986-90 1,337
22 Dick Nemecka, 1963-66 1,299
23 Alan Taylor, 1976-80 1,284
24 Jackson Emery, 2005-06, 08-11 1,235
25 Doug Richards, 1971-74 1,218
26 Gary Trost, 1987-88, 90-93 1,205
27 Matt Carlino, 2011-14 1,201
28 Eldon Brintley, 1927-31 1,195
29 Noah Hartssock, 2008-12 1,191
30 Joe Richey, 1950-53 1,177

Points Per Game
Rk Name, Years G Pts Avg
1 John Fairchild, 1963-65 53 1,109 20.92
2 Danny Ainge, 1977-81 118 2,467 20.91
3 Devin Durrant, 1978-80, 82-84 117 2,285 19.5
4 Kresimir Cosic, 1970-73 79 1,513 19.2
5 Michael Smith, 1983-84, 86-89 122 2,319 19.0
6 Tyler Haws, 2009-10, 12-present 111 2,099 18.9
7 Bernie Fryer, 1970-72 55 1,030 18.73
8 Jimmer Fredette, 2007-11 139 2,599 18.70
9 Terrell Lyday, 1999-01 66 1,105 16.74
10 Dick Nemecka, 1963-66 78 1,299 16.65

Field Goals Made
Rk Name, Years FT
1 Danny Ainge, 1977-81 987
2 Michael Smith, 1983-84, 86-89 886
3 Jimmer Fredette, 2007-11 838
4 Devin Durrant, 1978-80, 82-84 832
5 Jeff Chatman, 1984-88 751
6 Tyler Haws, 2009-10, 12-present 709
7 Fred Roberts, 1978-82 687
8 Russell Larson, 1991-95 660
9 Brandon Davies, 2009-13 609
10 Mekeli Wesley, 1997-01 570

Free Throws Made
Rk Name, Years FT
1 Jimmer Fredette, 2007-11 627
2 Devin Durrant, 1978-80, 82-84 621
3 Tyler Haws, 2009-10, 12-present 559
4 Russell Larson, 1991-95 541
5 Ken Roberts, 1990-91, 93-96 511
6 Mekeli Wesley, 1997-01 509
7 Danny Ainge, 1977-81 493
8 Fred Roberts, 1978-82 467
9 Brandon Davies, 2009-13 456
10 Michael Smith, 1983-84, 86-89 431
11 Mark Bigelow, 1998-99, 01-04 414
12 Joe Nelson, 1947-50 390
13 Kresimir Cosic, 1970-73 381
14 Gary Trost, 1987-88, 90-93 359
15 Trent Plaisted, 2004-08 346

Free Throw Percentage*
Rk Name, Years FT FTA Pct
1 Tyler Haws, 2009-10, 12-present 559 629 .889
2 Jimmer Fredette, 2007-11 627 711 .882
3 Michael Smith, 1983-84, 86-89 431 491 .878
4 Lee Cummond, 2005-09 294 349 .842
5 Randy Reid, 1992-96 338 407 .830
6 Brian Taylor, 1982-84, 86-88 229 277 .827
7 Gary Batchelor, 1960-63 251 304 .826
8 Noah Hartssock, 2008-12 230 281 .819
9 Danny Ainge, 1977-81 493 604 .816
10 Doug Howard, 1967-70 287 353 .813
*Minimum 200 FT Made

3-Point Field Goals Made

Rk Name, Years 3FG
1 Jimmer Fredette, 2007-11 296
2 Jonathan Tavemari, 2006-10 265
3 Jackson Emery, 2005-06, 08-11 230
4 Mark Bigelow, 1998-99, 01-04 213
5 Mike Rose, 2003-07 163
6 Matt Carlino, 2011-14 157
7 Lee Cummond, 2005-09 153
8 Andy Toolson, 1984-85, 87-90 141
9 Nick Sanderson, 1991-93 129
10 Terrell Lyday, 1999-01 127
11 Mark Heslop, 1988-92 126
12 Tyler Haws, 2009-10, 12-present 122
13 Michael Smith, 1983-84, 86-89 116
14 Randy Reid, 1992-96 114
15 Austin Ainge, 2003-07 113
16 Nathan Call, 1986-88, 90-92 110
17 Jimmy Balderson, 2001-02, 04-07 109
18 Todd Christensen, 1995-96, 98-00 104
19 Brock Zylstra, 2009-13 102
20 Robbie Reid, 1993-95 96

Steals

Rk Name, Years G Stl Avg
1 Jackson Emery, 2005-06, 08-11 133 249 1.9
2 Danny Ainge, 1977-81 118 195 1.7
3 Marty Haws, 1986-90 123 182 1.5
4 Jimmer Fredette, 2007-11 139 167 1.2
5 Jonathan Tavemari, 2006-10 132 165 1.3
6 Matt Carlino, 2011-14 96 161 1.7
7 Scott Sinek, 1981-85 115 140 1.2
8 Nathan Call, 1986-88, 90-92 129 138 1.1
9 Brandon Davies, 2009-13 135 132 1.0
10 Russell Larson, 1991-95 129 131 1.0
11 Lee Cummond, 2005-09 131 129 1.0
12 Matt Montague, 1996-97, 99-02 122 124 1.0
13 Randy Reid, 1992-96 125 118 0.9
14 Mark Bigelow, 1998-99, 01-04 120 116 1.0
15 Kyle Collinsworth, 2010-11, 12-present 76 113 1.5
16 Tyler Haws, 2009-10, 12-present 111 111 1.0
17 Ken Roberts, 1990-91, 93-96 126 104 0.8
18 Justin Weidauer, 1991-92, 95-98 85 102 1.2
19 Terrell Lyday, 1999-01 66 99 1.5
20 Mekeli Wesley, 1997-01 115 97 0.8

Steals Per Game

Rk Name, Years G Stl Avg
1 Jackson Emery, 2005-06, 08-11 133 249 1.87
2 Matt Carlino, 2011-present 96 161 1.677
3 Danny Ainge, 1977-81 118 195 1.652
4 Terrell Lyday, 1999-01 66 99 1.50
5 Kyle Collinsworth, 2010-11, 12-present 76 113 1.49
6 Mike Hall, 2003-05 60 89 1.48
7 Marty Haws, 1986-90 123 182 1.48
8 Robbie Reid, 1993-95 64 94 1.47
9 Rafael Araujo, 2002-04 62 88 1.42
10 Jonathan Tavemari, 2006-10 132 165 1.25
11 Brett Applegate, 1982-84 60 74 1.23
12 Scott Sinek, 1981-85 115 140 1.22
13 Jimmer Fredette, 2007-11 139 167 1.20
14 Justin Weidauer, 1991-92, 95-98 85 102 1.20
15 Michael Vranes, 1996-97, 98-00 63 71 1.13
16 Nathan Call, 1986-88, 90-92 129 138 1.07
17 Kevin Woodberry, 2002-04 62 65 1.05
18 Kevin Santiago, 1988-90 59 61 1.034
19 Matt Montague, 1996-97, 99-02 122 124 1.0164
20 Russell Larson, 1991-95 129 131 1.0155
21 Tyler Haws, 2009-10, 12-present 111 111 1.0

Blocks

Rk Name, Years G Blk Avg
1 Greg Kite, 1979-83 112 208 1.9
2 Noah Hartssock, 2008-12 134 177 1.3
3 Shawn Bradley, 1990-91 34 177 5.2
4 Russell Larson, 1991-95 129 166 1.3
5 Brandon Davies, 2009-13 135 123 0.9
6 Alan Taylor, 1976-80 110 119 1.1
7 Trent Plaisted, 2004-08 103 107 1.0
8 Jeff Chatman, 1984-88 122 107 0.9
9 Lee Cummond, 2005-09 131 106 0.8
10 Chris Miles, 2004-05, 07-10 131 89 0.7
11 Jim Usevitch, 1982-84, 86-88 107 84 0.8
12 Mekeli Wesley, 1997-01 115 82 0.7
13 Fred Roberts, 1978-82 119 75 0.6
14 Eric Nielsen, 1996-97, 99-02 122 74 0.6
15 Ken Roberts, 1990-91, 93-96 126 73 0.6
16 Nate Austin, 2011-present 113 71 0.6
17 Alan Pollard, 1984-86 60 62 1.0
18 Jared Miller, 1990-93 88 60 0.7

Offensive Rebounds

Rk Name, Years G Stl Avg
1 Ken Roberts, 1990-91, 93-96 126 268 2.13
2 Brandon Davies, 2009-13 135 246 1.82
3 Russell Larson, 1991-95 129 245 1.90
4 Nate Austin, 2011-present 113 232 2.05
5 Trent Plaisted, 2004-08 103 231 2.24
6 Gary Trost, 1987-88, 90-93 114 210 1.84
7 Lee Cummond, 2005-09 131 202 1.54
8 Keena Young, 2004-07 88 201 2.28
9 Noah Hartssock, 2008-12 134 194 1.45
10 Mekeli Wesley, 1997-01 115 182 1.58
11 Rafael Araujo, 2002-04 62 178 2.87
12 Charles Abouo, 2008-12 141 177 1.26
13 Justin Weidauer, 1991-92, 95-98 85 176 2.07
14 Nathan Cooper, 1995-96, 98-01 122 172 1.41
15 Jared Miller, 1990-93 88 166 1.89
16 Jared Jensen, 2001-2005 118 161 1.36
17 Eric Nielsen, 1996-97, 99-02 122 151 1.24
18 Mark Durrant, 1989-90, 92-95 128 150 1.17
Kyle Collinsworth, 2010-11, 13-present 76 150 1.97
Chris Miles, 2004-05, 07-10 131 134 1.02

Most 20-Point Games

Rk Name, Years #
1 Michael Smith, 1983-84, 86-89 67
2 Danny Ainge, 1977-81 65
3 Jimmer Fredette, 2007-11 63
4 Devin Durrant, 1978-80, 82-84 57
5 Tyler Haws, 2009-10, 12-present 54
6 Kresimir Cosic, 1970-73 38
7 Jeff Chatman, 1984-88 36
8 Russell Larson, 1991-95 34
9 Fred Roberts, 1978-82 33
10 Ken Roberts, 1990-91, 93-96 31
11 John Fairchild, 1963-65 30
Mekeli Wesley, 1997-01 30

Consecutive 20-Point Games

Rk Name, Years Pts
1 Jimmer Fredette, 1/5/11 to 3/24/11 22
2 Danny Ainge, 12/19/80 to 1/24/81 12
Michael Smith, 12/17/88 to 2/2/89 12
4 Devin Durrant, 12/28/83 to 2/8/84 11
Tyler Haws, 3/2/13 to 11/25/13 11
6 Michael Smith, 2/9/89 to 3/10/89 10
7 Timo Saarelainen, 1/17/85 to 2/9/85 8
Michael Smith, 3/11/88 to 12/9/88 8
9 Devin Durrant, 11/26/83 to 12/21/83 7
Devin Durrant, 2/25/84 to 3/17/84 7
Jimmer Fredette, 3/11/10 to 11/20/10 7
Tyler Haws, 12/29/12 to 1/19/13 7
Russell Larson, 12/6/94 to 12/30/94 7
14 Devin Durrant, 1/14/83 to 1/27/83 6
Jimmer Fredette, 12/8/10 to 12/30/10 6
Tyler Haws, 11/9/12 to 11/24/12 6
Kenneth Roberts, 2/15/96 to 3/7/96 6

Most 30-Point Games

Rk Name, Years #
1 Jimmer Fredette, 2007-11 24
2 Michael Smith, 1983-84, 86-89 17
Devin Durrant, 1978-80, 82-84 17
4 Danny Ainge, 1977-81 12
5 Tyler Haws, 2009-10, 12-present 11
6 Kresimir Cosic, 1970-73 10
7 Dick Nemecka, 1963-66 8
8 John Fairchild, 1963-65 7
9 Timo Saarelainen, 1980-85 5
10 Russell Larson, 1991-95 4
Ken Roberts, 1990-91, 93-96 4
Mekeli Wesley, 1997-01 4

Consecutive Games in Double Figures

Rk Name, Years Pts
1 Danny Ainge, 12/13/77 to 3/21/81 112
2 Michael Smith, 1/10/87 to 3/10/89 77
3 Tyler Haws, 1/26/13 to present 55
4 Devin Durrant, 11/26/82 to 2/16/84 51
5 Jeff Chatman, 1/24/87 to 3/19/88 44
Russell Larson, 12/10/93 to 1/9/95 44
7 Jimmer Fredette, 3/6/10 to 3/24/11 42
8 Bernie Fryer, 12/4/70 to 12/22/71 37
9 John Fairchild, 2/22/64 to 3/14/65 33
10 Dave Eastis, 12/4/59 to 12/20/60 32
11 Kresimir Cosic, 2/26/71 to 3/3/72 30

Double-Figure Scoring Games

Rk Name, Years Pts
1 Danny Ainge, 1977-81 117
2 Jimmer Fredette, 2007-11 106
3 Michael Smith, 1983-84, 86-89 100
4 Devin Durrant, 1978-80, 82-84 99
5 Mark Bigelow, 1998-99, 01-04 99
6 Fred Roberts, 1978-82 96
7 Tyler Haws, 2009-10, 12-14 95
8 Russell Larson, 1991-95 92
9 Brandon Davies, 2009-13 90
10 Mekeli Wesley, 1997-01 89
11 Ken Roberts, 1990-91, 93-96 80
12 Lee Cummond, 2005-09 77
13 Jonathan Tavemari, 2006-10 76
14 Trent Plaisted, 2004-08 73
15 Alan Taylor, 1976-80 71
16 Andy Toolson, 1984-85, 87-90 69
17 Kresimir Cosic, 1970-73 68
18 Jay Cheesman, 1973-77 65
19 Doug Richards, 1971-74 63
20 Marty Haws, 1986-90 63

Assists

Rk Name, Years G Stl Avg
1 Matt Montague, 1996-97, 99-02 122 570 4.7
2 Danny Ainge, 1977-81 118 539 4.6
3 Nathan Call, 1986-88, 90-92 129 528 4.1
4 Jimmer Fredette, 2007-11 139 515 3.7
5 Marty Haws, 1986-90 123 502 4.1
6 Randy Reid, 1992-96 125 458 3.7
7 Matt Carlino, 2011-13 96 437 4.6
8 Scott Runia, 1976-80 110 405 3.7
9 Lee Cummond, 2005-09 131 372 2.8
10 Austin Ainge, 2003-07 101 355 3.5
11 Fred Roberts, 1978-82 119 341 2.9
12 Brian Taylor, 1982-84, 86-88 118 330 2.8
13 Steve Craig, 1975-76, 78-81 112 329 2.9
14 Michael Smith, 1983-84, 86-89 122 317 2.6
15 Jackson Emery, 2005-06, 08-11 133 312 2.3
16 Scott Sinek, 1981-85 115 311 2.7
17 Marty Perry, 1982-85 85 299 3.5
18 Ken Roberts, 1990-91, 93-96 126 272 2.2
19 Devin Durrant, 1978-80, 82-84 117 268 2.3
20 Kyle Collinsworth, 2010-11, 12-present 76 263 3.5

Assists Per Game

Rk Name, Years G Stl Avg
1 Matt Montague, 1996-97, 99-02 122 570 4.67
2 Danny Ainge, 1977-81 118 539 4.57
3 Matt Carlino, 2011-14 96 437 4.55
4 Nathan Call, 1986-88, 90-92 129 528 4.09
5 Marty Haws, 1986-90 123 502 4.08
6 Jimmer Fredette, 2007-11 139 515 3.71
7 Scott Runia, 1976-80 110 405 3.68
8 Randy Reid, 1992-96 125 458 3.66
9 Robbie Reid, 1993-95 64 226 3.53
10 Marty Perry, 1982-85 85 299 3.52
11 Austin Ainge, 2003-07 101 355 3.51
12 Kyle Collinsworth, 2010-11, 12-present 76 263 3.46
13 Kevin Santiago, 1988-90 59 193 3.27
14 Steve Craig, 1975-76, 78-81 112 329 2.94
15 Fred Roberts, 1978-82 119 341 2.87
16 Brian Dignan, 1997-99 55 157 2.85
17 Chris Nikchevich, 1982-85 88 250 2.84
18 Lee Cummond, 2005-09 131 372 2.839
19 Brian Taylor, 1982-84, 86-88 118 330 2.797
20 Verne Thompson, 1975-77 51 141 2.76

BYU'S RECORD WHEN ...

Venue	14-15	H	A	N	Under Rose
Overall	5-2	4-0	0-0	1-2	237-80
Home	4-0	—	—	—	135-12
Away	0-0	—	—	—	68-43
Neutral	1-2	—	—	—	34-25
Lead at the half/end of game...	14-15	H	A	N	Under Rose
BYU leads at the half	4-0	3-0	0-0	1-0	197-23
Opponent leads at the half	1-2	1-0	0-0	0-2	35-53
Score tied at the half	0-0	0-0	0-0	0-0	6-4
BYU leads w/5 min left	5-0	4-0	0-0	1-0	224-8
Opponent leads w/5 min left	0-1	0-0	0-0	0-1	11-70
Score tied w/5 min left	0-1	0-0	0-0	0-1	2-2
BYU leads w/1 min left	5-1	4-0	0-0	1-1	231-2
Opponent leads w/1 min left	0-0	0-0	0-0	0-0	3-73
Score tied w/1 min left	0-1	0-0	0-0	0-1	3-5
Game goes into overtime	0-2	0-0	0-0	0-2	7-7
BYU scores...	14-15	H	A	N	Under Rose
100-plus points	2-0	1-0	0-0	1-0	14-1
90-99 points	3-0	3-0	0-0	0-0	42-2
80-89 points	0-2	0-0	0-0	0-2	79-11
70-79 points	0-0	0-0	0-0	0-0	78-23
60-69 points	0-0	0-0	0-0	0-0	20-37
60 or less points	0-0	0-0	0-0	0-0	4-6
Opponent scores...	14-15	H	A	N	Under Rose
100-plus points	0-0	0-0	0-0	0-0	2-3
90-99 points	1-1	1-0	0-0	0-1	3-8
80-89 points	1-1	0-0	0-0	1-1	12-29
70-79 points	1-0	1-0	0-0	0-0	52-34
60-69 points	1-0	1-0	0-0	0-0	99-6
50-59 points	0-0	0-0	0-0	0-0	50-0
50 or less points	1-0	0-0	0-0	0-0	19-0
BYU double figure scorers	14-15	H	A	N	Under Rose
One player in double figures	0-0	0-0	0-0	0-0	1-4
Two players in double figures	1-1	1-0	0-0	0-1	27-20
Three players in double figures	0-0	0-0	0-0	0-0	85-34
Four players in double figures	2-0	1-0	0-0	1-0	82-17
Five players in double figures	1-1	1-0	0-0	0-1	31-5
Six players in double figures	0-0	0-0	0-0	0-0	10-0
Seven players in double figures	1-0	1-0	0-0	0-0	1-0
Shooting, rebounding and TOs	14-15	H	A	N	Under Rose
BYU shoots 50% or better	5-0	4-0	0-0	1-0	106-9
Opponent shoots 50% or better	1-0	1-0	0-0	0-0	15-31
BYU outshoots opponent	4-0	3-0	0-0	1-0	194-15
Opponent outshoots BYU	1-2	1-0	0-0	0-2	42-63
Teams shoot equal FG%	0-0	0-0	0-0	0-0	1-2
BYU outrebounds opponent	5-0	4-0	0-0	1-0	181-23
Opponent outrebounds BYU	0-2	0-0	0-0	0-2	45-54
BYU, opponent tie in rebounds	0-0	0-0	0-0	0-0	11-3
BYU has a positive TO margin	3-2	3-0	0-0	0-2	151-32
BYU has a negative TO margin	1-0	1-0	0-0	0-0	62-41
BYU, opponent tie in TOs	1-0	0-0	0-0	1-0	24-7
Wins, losses and rest	14-15	H	A	N	Under Rose
Coming off a win	2-2	2-0	0-0	0-2	173-63
Coming off a loss	3-0	2-0	0-0	1-0	64-17
Two-plus days between games	3-1	3-0	0-0	0-1	197-61
One day between games	0-0	0-0	0-0	0-0	28-6
Playing the next day	2-1	1-0	0-0	1-1	12-13
Days	14-15	H	A	N	Under Rose
Monday	0-1	0-0	0-0	0-1	6-2
Tuesday	2-0	1-0	0-0	1-0	35-6
Wednesday	1-1	1-0	0-0	0-1	50-13
Thursday	0-0	0-0	0-0	0-0	26-18
Friday	1-0	1-0	0-0	0-0	24-7
Saturday	1-0	1-0	0-0	0-0	96-34

DUNKS

	2014-15	Career
Nate Austin	0	16
Tyler Haws	3	17
Josh Sharp	1	13
Anson Winder	1	3
Matt Carlino	0	2
Kyle Collinsworth	3	31
Frank Bartley IV	0	2
Luke Worthington	3	3
Dalton Nixon	3	3
BYU	14	
Opponents	2	

BYU'S RECORD WHEN ...

On television	14-15	H	A	N	Under Rose
All games on TV	5-2	4-0	0-0	1-2	201-74
On BYUtv	4-0	4-0	0-0	0-0	67-6
On ESPN	0-0	0-0	0-0	0-0	1-2
On ESPN2	1-2	0-0	0-0	1-2	8-15
On ESPN3	0-0	0-0	0-0	0-0	12-4
On ESPNEWS	0-0	0-0	0-0	0-0	1-0
On TWC/ROOT Sports	0-0	0-0	0-0	0-0	4-4
On truTV	0-0	0-0	0-0	0-0	1-3
On CBS	0-0	0-0	0-0	0-0	4-5
On CBS Sports Network	0-0	0-0	0-0	0-0	14-7
On Pac-12 Network	0-0	0-0	0-0	0-0	0-2
Top 25	14-15	H	A	N	Under Rose
vs. a top 25 opponent	0-1	0-0	0-0	0-1	9-25
as a top 25 team	0-0	0-0	0-0	0-0	57-16
Months	14-15	H	A	N	Under Rose
November	5-2	4-0	0-0	1-2	49-12
December	0-0	0-0	0-0	0-0	51-18
January	0-0	0-0	0-0	0-0	55-19
February	0-0	0-0	0-0	0-0	51-12
March	0-0	0-0	0-0	0-0	31-18
April	0-0	0-0	0-0	0-0	0-1
Margin of victory/defeat	14-15	H	A	N	Under Rose
1-4 points	0-1	0-0	0-0	0-1	24-18
5-9 points	1-1	1-0	0-0	0-1	42-21
10-15 points	1-0	1-0	0-0	0-0	59-24
16-19 points	0-0	0-0	0-0	0-0	28-12
20-29 points	1-0	1-0	0-0	0-0	49-5
30-39 points	1-0	0-0	0-0	1-0	22-0
40-49 points	0-0	0-0	0-0	0-0	8-0
50+ points	1-0	1-0	0-0	0-0	5-0

FREE THROW STREAKS

Haws	31	3/8/14 - 11/14/14
Haws	14	11/26/14 - present
Halford	12	2/13/14 - present

LATE GAME FREE THROWS, 5:00-2:00

Player	Season	Career
Nate Austin	0-0 (.000)	3-8 (.375)
Kyle Collinsworth	2-2 (1.000)	18-32 (.563)
Tyler Haws	8-8 (1.000)	71-78 (.910)
Josh Sharp	1-2 (.500)	5-10 (.500)
Anson Winder	0-0 (.000)	9-13 (.692)
Skyler Halford	0-0 (.000)	7-8 (.875)
Frank Bartley IV	0-0 (.000)	1-2 (.500)
Luke Worthington	0-0 (.000)	1-2 (.500)
Isaac Neilson	1-3 (.333)	1-3 (.333)
Corbin Kaufusi	2-3 (.667)	2-3 (.667)
Chase Fischer	2-2 (1.000)	2-2 (1.000)
Totals	16-20 (.800)	
Under Rose	581-801 (.725)	

LATE GAME FREE THROWS, 2:00-0:00

Player	Season	Career
Nate Austin	1-2 (.500)	12-18 (.667)
Kyle Collinsworth	4-4 (1.000)	19-36 (.528)
Tyler Haws	4-4 (1.000)	75-81 (.926)
Josh Sharp	0-0 (.000)	8-12 (.667)
Anson Winder	3-4 (.750)	22-33 (.667)
Luke Worthington	0-0 (.000)	2-4 (.500)
Frank Bartley IV	0-1 (.000)	1-8 (.125)
Skyler Halford	2-2 (1.000)	14-14 (1.000)
Chase Fischer	2-2 (1.000)	2-2 (1.000)
Isaac Neilson	1-2 (.500)	1-2 (.500)
Dalton Nixon	1-1 (1.000)	1-1 (1.000)
Totals	18-22 (.818)	
Under Rose	748-1001 (.747)	

2014-15 SCORING BY HALF (BYU-OPPONENT)

Opponent	1st half	Margin	FG %	2nd half	Margin	FG %	OT	Margin	FG %	Final	Margin	FG %
Long Beach State	46-47	-1	53.8 -50.0	49-43	+6	50.0-58.6	—	—	—	95-90	+5	51.9-54.1
Arkansas-Little Rock	37-28	+9	46.7-25.8	54-34	+20	59.0-43.3	—	—	—	91-62	+29	53.6-34.4
Southern Virginia	49-22	+27	47.2-28.6	52-26	+26	62.5-29.6	—	—	—	101-48	+53	54.4-29.0
vs. San Diego State	33-41	-8	39.9-48.5	34-26	+8	43.3-47.6	20-25	-5	30.0 -50.0	87-92	-5	38.5-48.5
vs. Chaminade	66 -43	+23	62.2-38.9	55-42	+13	48.6-36.1	—	—	—	121 -85	+36	55.4-37.5
vs. Purdue	35-40	-5	37.9-50.0	46-41	+5	53.6-41.7	4-6	-2	20.0-42.9	85-87	-2	43.5-45.8
Eastern Kentucky	32-30	+2	50.0-52.4	58 -46	+12	64.5 -46.4	—	—	—	90-76	+14	58.2 -49.0
at Utah State												
vs. Hawai'i												
Utah												
at Weber State												
Stanford												
UMass												
Gonzaga												
Portland												
at Santa Clara												
at San Francisco												
Pepperdine												
Loyola Marymount												
at Pacific												
at Saint Mary's												
at San Diego												
San Francisco												
Santa Clara												
at Pepperdine												
at Loyola Marymount												
Saint Mary's												
Pacific												
San Diego												
at Portland												
at Gonzaga												
Season Totals	42.6-35.9	+6.7	48.6-41.2	49.7-36.9	+12.9	54.7-43.1	12.0-15.5	-3.5	28.0-47.4	95.7-77.1	+18.6	50.4-42.3

* Superlatives in bold

2014-15 Offensive Trends (BYU-Opponent)

Opponent	Points/Paint		Points Off TO		2nd Chance Points		Fastbreak Points		Bench Points		Big Run	Big Lead
Long Beach State	24	34	19	15	4	13	9	7	43	26	9-0/6-0	10/5
Arkansas-Little Rock	52	20	24	7	10	13	14	0	34	21	14-0/8-0	31/3
Southern Virginia	54	16	35	8	20	12	24	2	66	26	16-0 /7-0	56 /-
vs. San Diego State	28	40	15	13	15	22	4	8	29	30	8-0/11-0	5/11
vs. Chaminade	34	32	27	8	17	17	11	9	50	29	16-0 /8-0	36/-
vs. Purdue	28	38	17	9	16	7	14	2	27	20	7-0/11-0	4/8
Eastern Kentucky	30	26	22	17	12	5	10	2	33	15	9-0/6-0	25/3
at Utah State												
vs. Hawai'i												
Utah												
at Weber State												
Stanford												
UMass												
Gonzaga												
Portland												
at Santa Clara												
at San Francisco												
Pepperdine												
Loyola Marymount												
at Pacific												
at Saint Mary's												
at San Diego												
San Francisco												
Santa Clara												
at Pepperdine												
at Loyola Marymount												
Saint Mary's												
Pacific												
San Diego												
at Portland												
at Gonzaga												
Season Totals	250	206	159	77	94	89	86	30	282	167		
Times Led, Record (W/L/T)	4-0/0-2/1-0		5-2/0-0/0-0		2-2/0-1/3-0		5-1/0-1/0-0		5-1/0-1/0-0			
Under Rose (W/L/T)	154-28/68-50/15-2		187-30/43-47/7-3		149-34/72-44/16-3		171-42/41-26/24-12		136-33/95-44/6-3			

* Superlatives in bold



2014-15 WCC Standings (as of 11/30/14)

	Overall	Pct	WCC	Pct
Gonzaga	6-0	1.000	0-0	.000
Saint Mary's	5-0	1.000	0-0	.000
Portland	5-1	.833	0-0	.000
Pepperdine	3-1	.750	0-0	.000
BYU	5-2	.714	0-0	.000
San Francisco	4-2	.667	0-0	.000
Pacific	4-3	.571	0-0	.000
San Diego	4-3	.571	0-0	.000
Loyola Marymount	3-3	.500	0-0	.000
Santa Clara	3-4	.429	0-0	.000

2014-15 WCC Players of the Week

Nov. 17 Brandon Clark, Santa Clara
 Nov. 24 Brad Waldow, Saint Mary's
 Dec. 1

2014-15 Preseason All-WCC Team

Player	School	Yr.	Pos.
Jared Brownridge	Santa Clara	So.	G
<i>Kyle Collinsworth</i>	<i>BYU</i>	<i>Jr.</i>	<i>G</i>
Stacy Davis	Pepperdine	Jr.	F
Johnny Dee	San Diego	Sr.	G
<i>Tyler Haws</i>	<i>BYU</i>	<i>Sr.</i>	<i>G</i>
Przemek Karnowski	Gonzaga	Jr.	C
Kevin Pangos	Gonzaga	Sr.	G
Kriuze Pinkins	San Francisco	Sr.	F
Thomas van der Mars	Portland	Sr.	C
Brad Waldow	Saint Mary's	Sr.	C

2014-15 WCC Preseason Poll Team (First Place Votes)

Team	Points
1. Gonzaga (9)	81
2. BYU (1)	69
3. Saint Mary's	62
4. San Francisco	59
5. San Diego	47
6. Portland	45
7. Pepperdine	29
7. Santa Clara	29
9. Loyola Marymount	19
10. Pacific	10

TEAM	All	Conf
WCC Stats (as of 11/30/14)		
Scoring Offense	1	-
Scoring Defense	10	-
Scoring Margin	2	-
FT Percentage	2	-
FG Percentage	2	-
FG Percentage Defense	8	-
3FG Percentage	1	-
3FG Percentage Defense	9	-
3-Point FG Made/Game	1	-
Rebounding Offense	4	-
Rebounding Defense	8	-
Rebounding Margin	6	-
Blocked Shots	4	-
Assists	1	-
Steals	1	-
Turnover Margin	1	-
Assist/Turnover Ratio	2	-
Offensive Rebounds	2	-
Defensive Rebounds	5	-
Defensive Reb Pct	8	-
Offensive Reb Pct	5	-
NCAA Stats (as of 11/29/14)	Rank	Actual
Won-Lost Percentage	100	71.4
Scoring Offense	1	95.7
Scoring Defense	324	77.1
Scoring Margin	25	18.6
Field-Goal Percentage	22	50.4
Field-Goal Pct Defense	190	42.3
3-Point Field Goals/Game	9	10.7
3-Point Field-Goal Pct	16	43.4
3-Point FG Defense	247	35.7
Free-Throw Percentage	80	72.4
Rebound Margin	75	6.3
Assists Per Game	3	20.6
Assist Turnover Ratio	32	1.43
Blocked Shots Per Game	195	3.3
Steals Per Game	18	9.6
Turnovers Per Game	235	14.4
Turnover Margin	57	3.1
Personal Fouls Per Game	308	22.0

INDIVIDUAL	Top BYU player - All	Rank	Top BYU player - Conf	Rank
WCC (as of 11/30/14)				
Scoring	Tyler Haws	1	-	-
Rebounding	Nate Austin	11	-	-
FG Percentage	Anson Winder	7	-	-
Assists	Kyle Collinsworth	4	-	-
FT Percentage	Tyler Haws	1	-	-
Steals	Kyle Collinsworth	1	-	-
3FG Percentage	Anson Winder	3	-	-
3FG Made/Game	Chase Fischer	2	-	-
Blocked Shots	Corbin Kaufusi	T11	-	-
Assist/TO Ratio	Skyler Halford	11	-	-
Offensive Rebounds	Isaac Neilson	T14	-	-
Defensive Rebounds	Nate Austin	8	-	-
Minutes Played	-	-	-	-
NCAA Stats (as of 11/29/14)	BYU Player	Rank	Actual	
Points Per Game	Tyler Haws	9	22.1	
Field Goal Percentage	Anson Winder	64	57.6	
3-Point FGs Per Game	Chase Fischer	8	3.86	
3-Point FG Percentage	Chase Fischer	68	45.0	
Free-Throw Percentage	Tyler Haws	42	91.1	
Assists Per Game	Kyle Collinsworth	46	5.3	
Steals Per Game	Kyle Collinsworth	18	2.83	

No.	Name	Pos.	Ht.	Wt.	Yr.	Hometown (Previous School)	Pronunciations
1	Chase Fischer	G	6-3	195	Jr.	Ripley, W.Va. (Wake Forest)	JAMAL AYTES ATE-s or 8's
2	Jordan Ellis	G	6-1	185	Jr.	Medford, Ore. (North Medford HS)	BOB MEDINA meh-DEE-nuh
3	Tyler Haws	G	6-5	200	Sr.	Alpine, Utah (Lone Peak HS)	SKYLER HALFORD HAL-ford
5	Kyle Collinsworth	G	6-6	215	Jr.	Provo, Utah (Provo HS)	TERRY NASHIF NASH-if
10	Ryan Andrus	G	6-10	220	Fr.	American Fork, Utah (American Fork HS)	CORBIN KAUFUSI KAW-foo-see
12	Josh Sharp	F	6-7	185	Sr.	Highland, Utah (Utah)	ROBERT RAMOS RAY-mus
15	Jake Toolson	G	6-5	210	Fr.	Gilbert, Ariz. (Highland HS)	ANSON WINDER AN-sun WINE-der
20	Anson Winder	G	6-3	195	Sr.	Las Vegas, Nev. (Bishop Gorman HS)	
21	Kyle Davis*	F	6-7	225	Jr.	Draper, Utah (Utah State)	
23	Skyler Halford	G	6-1	180	Sr.	Orem, Utah (SLCC)	
24	Frank Bartley IV	G	6-3	200	So.	Baton Rouge, La. (Future College Prep)	
25	Jordan Chatman	G	6-4	195	Fr.	Vancouver, Wash. (Union HS)	
30	Dalton Nixon	F	6-8	230	Fr.	Orem, Utah (Orem HS)	
33	Nate Austin	F	7-0	230	Sr.	Alpine, Utah (Lone Peak HS)	
35	Isaac Neilson	C	6-10	230	Fr.	Mission Viejo, Calif. (Mission Viejo HS)	
40	Jamal Aytes	F	6-6	230	So.	San Diego, Calif. (JSerra Catholic HS)	
41	Luke Worthington	F	6-10	245	So.	Mequon, Wis. (Homestead HS)	
44	Corbin Kaufusi	C	6-10	260	Fr.	Provo, Utah (Timpview HS)	

Head Coach: Dave Rose, 10th year (Houston, 1983)

Assistant Coaches: Terry Nashif (BYU, 2005); Tim LaComb (Utah, 2006); Mark Pope (Kentucky, 1996)

Director of Basketball Operations: Cody Fueger (Utah, 2006)

Coordinator of Player Development: Garrett Faucette (BYU, 2008)

Team Trainer: Robert Ramos (BYU, 1995)

Strength and Conditioning Coach: Bob Medina (UNLV, 1988)

2014-15 SEASON AND CAREER HIGHS

#	Player	Points	Rebounds	Assists
1	Chase Fischer	Season: 30 vs. Chaminade Career: same	3, 4 times, last vs. EKU same	5 vs. Long Beach State same
3	Tyler Haws	Season: 32 vs. Purdue Career: 48 at Portland (13-14)	5 vs. Purdue 13 vs. Weber State (13-14)	5 vs. Arkansas-Little Rock 6 vs. Idaho State (09-10)
5	Kyle Collinsworth	Season: 21 vs. San Diego State Career: 23 vs. Loyola Marymount (13-14)	8 vs. UALR, vs. Chaminade 16 vs. Loyola Marymount (13-14)	8 vs. Purdue 9 at Stanford (13-14), vs. Pepperdine (13-14)
12	Josh Sharp	Season: 4 vs. Southern Virginia Career: 14 at Gonzaga (12-13), vs. SCU (12-13)	4 vs. Southern Virginia 12 vs. LMU (12-13)	1, twice, last vs. EKU 3, 3 times, last vs. Oregon (13-14)
15	Jake Toolson	Season: 15 vs. Southern Virginia Career: same	7 vs. Southern Virginia same	4 vs. Southern Virginia same
20	Anson Winder	Season: 19 vs. EKU Career: 22 vs. Mount St. Mary's (13-14)	8 vs. Chaminade same	3 vs. Chaminade 9 vs. Northern Arizona (11-12)
23	Skyler Halford	Season: 18 vs. Long Beach State Career: 28 vs. San Diego (13-14)	2 vs. EKU 6, twice, last vs. Santa Clara (13-14)	7 vs. Long Beach State same
24	Frank Bartley IV	Season: 4, twice, last vs. EKU Career: 16 vs. Mount St. Mary's (13-14)	6 vs. Southern Virginia 7 vs. Mount St. Mary's, at LMU (13-14)	7 vs. Southern Virginia same
30	Dalton Nixon	Season: 10 vs. Southern Virginia Career: same	3 vs. SVU, vs. SDSU, vs. Chaminade same	2 vs. Southern Virginia, vs. San Diego State same
33	Nate Austin	Season: 8 vs. Arkansas-Little Rock Career: 15 vs. Weber State (11-12)	11 vs. Arkansas-Little Rock 16 vs. San Francisco (13-14)	3 vs. Long Beach State, vs. Chaminade 4 vs. ENMU (12-13), vs. PVAMU (13-14)
35	Isaac Neilson	Season: 13 vs. Southern Virginia Career: same	7 vs. Southern Virginia same	2 vs. Southern Virginia same
41	Luke Worthington	Season: 12 vs. Southern Virginia Career: same	4, 2 times, vs. UALR, vs. SVU 4, 3 times, last vs. Southern Virginia (14-15)	1, 5 times, last vs. Purdue same
44	Corbin Kaufusi	Season: 8 vs. Chaminade Career: same	6 vs. Chaminade same	1 vs. Southern Virginia same

GEOGRAPHIC BREAKDOWN

Arizona	Jake Toolson
California	Jamal Aytes, Isaac Neilson
Louisiana	Frank Bartley IV
Nevada	Anson Winder
Oregon	Jordan Ellis
Utah	Ryan Andrus, Nate Austin, Kyle Collinsworth, Kyle Davis, Skyler Halford, Tyler Haws, Corbin Kaufusi, Dalton Nixon, Josh Sharp
Washington	Jordan Chatman
West Virginia	Chase Fischer
Wisconsin	Luke Worthington

CLASS BREAKDOWN

Seniors	Juniors	Sophomores	Freshmen
Nate Austin Skyler Halford Tyler Haws Josh Sharp Anson Winder	Kyle Collinsworth Kyle Davis* Jordan Ellis Chase Fischer	Jamal Aytes Frank Bartley IV Luke Worthington	Ryan Andrus Jake Toolson Jordan Chatman Dalton Nixon Isaac Neilson Corbin Kaufusi

*Sitting out in 2014-15 due to NCAA transfer rules

#1 • CHASE FISCHER
6-3 • 195 • JR • GUARD



RIPLEY, WEST VIRGINIA
WAKE FOREST

2014-15 SEASON HIGHS

PTS	30 vs. Chaminade – 11/25/14
1st H	27 vs. Chaminade – 11/25/14
2nd H	10 vs. UALR – 11/18/14
REB	3, 3 times, last vs. ECU – 11/29/14
AST	5 vs. LBSU – 11/14/14
STL	1, 5 times, last vs. Purdue – 11/26/14
BLK	1 vs. SDSU – 11/24/14
FGM	10 vs. Chaminade – 11/25/14
FGA	14 vs. Chaminade – 11/25/14
3PM	10 vs. Chaminade – 11/25/14
3PA	13 vs. Chaminade – 11/25/14
FTM	5 vs. LBSU – 11/14/14
FTA	5 vs. LBSU – 11/14/14

MISCELLANEOUS

	14-15	Career
Double-Figure Points	6 (5-1)	same
20-plus Points	2 (2-0)	same
Double-Figure Reb	0 (0-0)	same
Double-Doubles	0 (0-0)	same
3-plus Steals	0 (0-0)	same
3-plus Blocks	0 (0-0)	same
3-plus 3-point FG	5 (4-1)	same
Scoring Leader	2 (2-0)	same
Rebound Leader	0 (0-0)	same
Assist Leader	0 (0-0)	same

2014-15 SEASON — PPG: 16.3 RPG: 2.1 APG: 2.6 SPG: 0.7 BPG: 0.1 FG%: .475 3FG%: .450 FT%: .733

Last Time Out

- Had 20 points, hit 4 of 8 threes, added 3 rebounds and 2 assists vs. ECU

In 2014-15 • Junior

- A team captain
- Set a BYU record with 10 threes vs. Chaminade for a career-high 30 points
- Scored 17 points on 4 of 8 3-point shooting and 5 of 5 from the free throw line ... also had 5 assists, 3 rebounds and 1 steal vs. Long Beach State
- Totaled 19 points on 7 of 12 shooting, 4 of 7 from three, vs. UALR

Before BYU

- Played in 62 games and started six times for the Wake Forest Demon Deacons in 2011-12 and 2012-13
- A team captain as a sophomore in 2012-13
- As a freshman in 2011-12 averaged 4.5 points and 1.1 rebounds in 14.2 minutes per game while shooting .395 from the field, .422 from three and .600 from the free-throw line
- Scored a career-high 15 points while hitting a career-best 5 of 8 from three vs. High Point on Dec. 5, 2012
- Scored in double figures five times and hit two-plus threes 10 times
- As a freshman in 2011-12 averaged 6.3 points, 2.2 rebounds and 1.5 assists in 26.1 minutes per game and shot .350 from the field, .320 from three and .821 from the free-throw line
- Scored in double figures nine times and hit two-plus threes 12 times
- Prepved at Ripley High School

- A 2011 first-team Parade All-American
- 2011 Gatorade Boys Basketball Player of the Year for the state of West Virginia and a McDonald's All-America nominee
- Two-time first team all-state selection in 2009-10 and 2010-11
- Received the 2011 Bill Evans Award, which goes to the state's player of the year (was second in the voting as a junior)

Personal

- Parents are John and Robin Fischer
- Older brother Noah played college basketball at Marshall and University of Charleston
- Before committing to Wake Forest was also recruited by Marshall, Ohio, UCF and VCU

2014-15 GAME-BY-GAME

Opponent	Date	GS	Min	FG	FGA	Pct	3FG	FGA	Pct	FT	FTA	Pct	Off	Def	TR	Avg	PF	FO	A	TO	Blk	Stl	Pts	Avg	
Long Beach State	11/14/14	*	31	4	9	.444	4	8	.500	5	5	1.000	0	3	3	3.0	3	0	5	2	0	1	17	17.0	
Arkansas-Little Rock	11/18/14	*	28	7	12	.583	4	7	.571	1	1	1.000	0	2	2	2.5	1	0	1	2	0	1	19	18.0	
Southern Virginia	11/19/14	*	16	4	9	.444	0	4	.000	2	4	.500	0	3	3	2.7	1	0	3	2	0	0	10	15.3	
vs. San Diego State	11/24/14	*	42	4	13	.308	3	9	.333	0	0	.000	0	1	1	2.3	2	0	2	3	1	1	11	14.3	
vs. Chaminade	11/25/14	*	23	10	14	.714	10	13	.769	0	0	.000	0	0	0	1.8	2	0	3	0	0	1	30	17.4	
vs. Purdue	11/26/14	*	38	2	11	.182	2	11	.182	1	2	.500	0	3	3	2.0	1	0	2	3	0	1	7	15.7	
Eastern Kentucky	11/29/14	*	27	7	12	.583	4	8	.500	2	3	.667	0	3	3	2.1	2	0	2	3	0	0	20	16.3	
at Utah State	12/02/14																								
vs. Hawai'i	12/06/14																								
Utah	12/10/14																								
at Weber State	12/13/14																								
Stanford	12/20/14																								
UMass	12/23/14																								
Gonzaga	12/27/14																								
Portland	12/29/14																								
at Santa Clara	01/01/15																								
at San Francisco	01/03/15																								
Pepperdine	01/08/15																								
Loyola Marymount	01/10/15																								
at Pacific	01/15/15																								
at Saint Mary's	01/17/15																								
at San Diego	01/24/15																								
San Francisco	01/29/15																								
Santa Clara	01/31/15																								
at Pepperdine	02/05/15																								
at Loyola Marymount	02/07/15																								
Saint Mary's	02/12/15																								
Pacific	02/14/15																								
San Diego	02/19/15																								
at Portland	02/26/15																								
at Gonzaga	02/28/15																								
Totals			7	205	38	80	.475	27	60	.450	11	15	.733	0	15	15	2.1	12	0	18	15	1	5	114	16.3

CAREER STATISTICS (ALL GAMES)

Year	GP	GS	Min	Avg	FG	FGA	Pct	3FG	FGA	Pct	FT	FTA	Pct	Off	Def	TR	Avg	PF	FO	A	TO	Blk	Stl	Pts	Avg
2014-15	7	7	205	29.3	38	80	.475	27	60	.450	11	15	.733	0	15	15	2.1	12	0	18	15	1	5	114	16.3
TOTAL	7	7	205	29.3	38	80	.475	27	60	.450	11	15	.733	0	15	15	2.1	12	0	18	15	1	5	114	16.3

CAREER STATISTICS (CONFERENCE GAMES)

Year	GP	GS	Min	Avg	FG	FGA	Pct	3FG	FGA	Pct	FT	FTA	Pct	Off	Def	TR	Avg	PF	FO	A	TO	Blk	Stl	Pts	Avg
2014-15																									
TOTAL																									

#2 • JORDAN ELLIS
6-1 • 180 • JR • GUARD



MEDFORD, OREGON
PORTLAND STATE

2014-15 SEASON — PPG: 0.7 RPG: 0.7 APG: 0.3 SPG: 0.0 BPG: 0.0 FG%: 1.000 3FG%: .000 FT%: .000

Last Time Out

- Played 1 minute vs. Eastern Kentucky

In 2014-15 • Junior

- Scored 2 points in 16 minutes during his BYU debut against SVU

Before BYU

- A three-time letterwinner at North Medford High School
- A three-time first-team all-conference honoree
- North Medford's all-time leading scorer
- Lettered in football and track
- Also attended Grayson County College in Texas and Portland State prior to BYU

Personal

- Parents are Jerry and Dee Ellis
- Has two brothers and one sister
- Served a two-year mission for The Church of Jesus Christ of Latter-day Saints in Boston, Massachusetts

2014-15 SEASON HIGHS

PTS	2 vs. SVU – 11/19/14
1st H	—
2nd H	2 vs. SVU – 11/19/14
REB	2 vs. Chaminade – 11/25/14
AST	1 vs. Chaminade – 11/25/14
STL	—
BLK	—
FGM	1 vs. SVU – 11/19/14
FGA	1 vs. SVU – 11/19/14
3PM	—
3PA	—
FTM	—
FTA	—

MISCELLANEOUS

	14-15	Career
Double-Figure Points	0 (0-0)	same
20-plus Points	0 (0-0)	same
Double-Figure Reb	0 (0-0)	same
Double-Doubles	0 (0-0)	same
3-plus Steals	0 (0-0)	same
3-plus Blocks	0 (0-0)	same
3-plus 3-point FG	0 (0-0)	same
Scoring Leader	0 (0-0)	same
Rebound Leader	0 (0-0)	same
Assist Leader	0 (0-0)	same

2014-15 GAME-BY-GAME

Opponent	Date	GS	Min	FG	FGA	Pct	3FG	FGA	Pct	FT	FTA	Pct	Off	Def	TR	Avg	PF	FO	A	TO	Blk	Stl	Pts	Avg
Long Beach State	11/14/14																							
Arkansas-Little Rock	11/18/14																							
Southern Virginia	11/19/14		16	1	1	1.000	0	0	.000	0	0	.000	0	0	0.0	1	0	0	0	0	0	2	2.0	
vs. San Diego State	11/24/14																							
vs. Chaminade	11/25/14		5	0	0	.000	0	0	.000	0	0	.000	0	2	2	1.0	0	0	1	0	0	0	1.0	
vs. Purdue	11/26/14																							
Eastern Kentucky	11/29/14		0+	0	0	.000	0	0	.000	0	0	.000	0	0	0	0.7	0	0	0	0	0	0	0.7	
at Utah State	12/02/14																							
vs. Hawai'i	12/06/14																							
Utah	12/10/14																							
at Weber State	12/13/14																							
Stanford	12/20/14																							
UMass	12/23/14																							
Gonzaga	12/27/14																							
Portland	12/29/14																							
at Santa Clara	01/01/15																							
at San Francisco	01/03/15																							
Pepperdine	01/08/15																							
Loyola Marymount	01/10/15																							
at Pacific	01/15/15																							
at Saint Mary's	01/17/15																							
at San Diego	01/24/15																							
San Francisco	01/29/15																							
Santa Clara	01/31/15																							
at Pepperdine	02/05/15																							
at Loyola Marymount	02/07/15																							
Saint Mary's	02/12/15																							
Pacific	02/14/15																							
San Diego	02/19/15																							
at Portland	02/26/15																							
at Gonzaga	02/28/15																							
Totals			0	21	1	1	1.000	0	0	.000	0	0	.000	0	2	2	0.7	1	0	1	0	0	2	0.7

CAREER STATISTICS (ALL GAMES)

Year	GP	GS	Min	Avg	FG	FGA	Pct	3FG	FGA	Pct	FT	FTA	Pct	Off	Def	TR	Avg	PF	FO	A	TO	Blk	Stl	Pts	Avg
2014-15	3	0	21	7.0	1	1	1.000	0	0	.000	0	0	.000	0	2	2	0.7	1	0	1	0	0	2	0.7	
TOTAL	3	0	21	7.0	1	1	1.000	0	0	.000	0	0	.000	0	2	2	0.7	1	0	1	0	0	2	0.7	

CAREER STATISTICS (CONFERENCE GAMES)

Year	GP	GS	Min	Avg	FG	FGA	Pct	3FG	FGA	Pct	FT	FTA	Pct	Off	Def	TR	Avg	PF	FO	A	TO	Blk	Stl	Pts	Avg
2014-15																									
TOTAL																									

#5 • KYLE COLLINSWORTH
6-6 • 210 • JR • GUARD



PROVO, UTAH
PROVO HS

2014-15 SEASON — PPG: 11.0 RPG: 5.5 APG: 5.3 SPG: 2.8 BPG: 0.2 FG%: .440 3FG%: .400 FT%: .714

Last Time Out

- Had 11 points, 4 rebounds, 5 assists and 3 steals vs. EKU

In 2014-15 • Junior

- A team captain
- Named Preseason All-WCC as voted on by the league's coaches
- Posted a season-high 21 points and added 7 rebounds, 6 assists and 3 steals vs. San Diego State
- Had 14 points, 8 rebounds, 6 assists and 3 steals vs. Chaminade

In 2013-14 • Sophomore

- A team captain
- Named to the All-WCC Team and the WCC All-Tournament Team
- Named to the CollegeSportsMadness.com All-WCC Third Team
- Ranked 83rd in the nation in assists per game, 89th in steals per game, 86th in rebounds per game, 60th in total assists and 58th in total rebounds
- Ranked 2nd in the WCC in rebounding, 3rd in steals, 3rd in assists, 3rd in defensive rebounds, 5th in offensive rebounds, 7th in minutes played, 11th in assist/turnover ratio
- One of four players in the NCAA ranked in the top 100 in rebounds and assists
- In the BYU record book, totaled the 7th most offensive rebounds in a season, 7th most offensive rebounds per game, 7th most 3 steal games, 8th most 5 steal games, 9th most assists, 9th most steals and 9th most steals per game

In 2010-11 • Freshman

2014-15 GAME-BY-GAME

Opponent	Date	GS	Min	FG	FGA	Pct	3FG	FGA	Pct	FT	FTA	Pct	Off	Def	TR	Avg	PF	FO	A	TO	Blk	Stl	Pts	Avg	
Long Beach State	11/14/14	*	13	3	6	.500	0	1	.000	0	0	.000	1	1	2	2.0	3	0	1	5	0	1	6	6.0	
Arkansas-Little Rock	11/18/14	*	17	2	5	.400	0	0	.000	1	4	.250	3	5	8	5.0	3	0	6	4	0	1	5	5.5	
Southern Virginia	11/19/14												DNP												
vs. San Diego State	11/24/14	*	45	7	14	.500	1	2	.500	6	8	.750	1	6	7	5.7	4	0	6	2	0	3	21	10.7	
vs. Chaminade	11/25/14	*	21	4	10	.400	0	0	.000	6	7	.857	3	5	8	6.3	1	0	6	3	0	3	14	11.5	
vs. Purdue	11/26/14	*	40	3	10	.300	0	1	.000	3	4	.750	1	3	4	5.8	4	0	8	4	1	6	9	11.0	
Eastern Kentucky	11/29/14	*	23	3	5	.600	1	1	1.000	4	5	.800	1	3	4	5.5	2	0	5	4	0	3	11	11.0	
at Utah State	12/02/14																								
vs. Hawai'i	12/06/14																								
Utah	12/10/14																								
at Weber State	12/13/14																								
Stanford	12/20/14																								
UMass	12/23/14																								
Gonzaga	12/27/14																								
Portland	12/29/14																								
at Santa Clara	01/01/15																								
at San Francisco	01/03/15																								
Pepperdine	01/08/15																								
Loyola Marymount	01/10/15																								
at Pacific	01/15/15																								
at Saint Mary's	01/17/15																								
at San Diego	01/24/15																								
San Francisco	01/29/15																								
Santa Clara	01/31/15																								
at Pepperdine	02/05/15																								
at Loyola Marymount	02/07/15																								
Saint Mary's	02/12/15																								
Pacific	02/14/15																								
San Diego	02/19/15																								
at Portland	02/26/15																								
at Gonzaga	02/28/15																								
Totals			6	159	22	50	.440	2	5	.400	20	28	.714	10	23	33	5.5	17	0	32	22	1	17	66	11.0

CAREER HIGHS

PTS	23 vs. LMU – 3/8/14
1st H	16 vs. LMU – 3/8/14
2nd H	16 vs. SDSU – 11/24/14
REB	16 vs. LMU – 3/8/14
AST	9, twice, last vs. Pepperdine – 1/09/14
STL	6 vs. Purdue – 11/26/14
BLK	3, twice, last vs. LMU – 1/11/14
FGM	10 vs. LMU – 3/8/14
FGA	16 vs. San Francisco – 3/10/14
3PM	2, twice, last at UMass – 1/1/11
3PA	5 vs. Fresno Pacific – 1/1/11
FTM	8, twice, last vs. SMC – 2/1/14
FTA	12, twice, last at Portland – 1/23/14

MISCELLANEOUS

	14-15	Career
Double-Figure Points	4 (2-2)	44 (32-12)
20-plus Points	1 (0-1)	4 (3-1)
Double-Figure Reb	0 (0-0)	13 (10-3)
Double-Doubles	0 (0-0)	8 (6-2)
3-plus Steals	4 (2-2)	17 (13-4)
3-plus Blocks	0 (0-0)	1 (1-0)
3-plus 3-point FG	0 (0-0)	0 (0-0)
Scoring Leader	0 (0-0)	6 (5-1)
Rebound Leader	2 (1-1)	27 (21-6)
Assist Leader	5 (3-2)	27 (17-10)


CAREER STATISTICS (ALL GAMES)

Year	GP	GS	Min	Avg	FG	FGA	Pct	3FG	FGA	Pct	FT	FTA	Pct	Off	Def	TR	Avg	PF	FO	A	TO	Blk	Stl	Pts	Avg
2010-11	36	27	926	25.7	78	162	.481	7	27	.259	46	81	.568	55	128	183	5.1	73	1	75	56	16	39	209	5.8
2013-14	34	34	1136	33.4	175	352	.497	8	22	.364	117	203	.576	85	190	275	8.1	82	1	156	89	15	57	475	14.0
2014-15	6	6	159	26.5	22	50	.440	2	5	.400	20	28	.714	10	23	33	5.5	17	0	32	22	1	17	66	11.0
TOTAL	76	67	2221	29.2	275	564	.488	17	54	.315	183	312	.587	150	341	491	6.5	172	2	263	167	32	113	750	9.9

CAREER STATISTICS (CONFERENCE GAMES)

Year	GP	GS	Min	Avg	FG	FGA	Pct	3FG	FGA	Pct	FT	FTA	Pct	Off	Def	TR	Avg	PF	FO	A	TO	Blk	Stl	Pts	Avg	
2010-11	15	10	365	24.3	26	57	.456	3	8	.375	23	31	.742	20	59	79	5.3	31	1	32	26	8	10	78	5.2	
2013-14	18	18	583	32.4	93	181	.514	3	8	.375	65	112	.580	51	86	137	7.6	43	1	82	48	6	37	254	14.1	
2014-15																										
TOTAL	33	28	948	28.7	119	238	.500	6	16	.375	88	143	.615	71	145	216	6.5	74	2	114	74	14	47	332	10.1	

#10 • RYAN ANDRUS
6-11 • 215 • FR • FORWARD



AMERICAN FORK, UTAH
AMERICAN FORK HS

2014-15 SEASON — PPG: 1.0 RPG: 1.3 APG: 0.3 SPG: 0.0 BPG: 0.0 FG%: .500 3FG%: .000 FT%: .500

Last Time Out

- Did not play vs. EKU

- Parents are David and Yvonne Andrus
- Has two brothers and one sister
- Also recruited by Utah and Utah State

In 2014-15

- Scored 3 points, grabbed 3 rebounds and made an assist in 16 minutes against Southern Virginia

Before BYU

- A four-year letterman playing for Doug Meacham at American Fork High School
- As a senior averaged 14.9 points, 7.7 rebounds and 1.7 assists as American Fork finished 17-9 overall and 8-4 in region play and advanced to the 5A state semifinals
- Named first-team all-state by the Deseret News and the Salt Lake Tribune
- As a junior averaged 19.4 points, 6.5 rebounds, 1.5 assists and 1.1 steals as American Fork finished 17-9 overall and 7-3 in region play and advanced to the 5A state semifinals
- Named first-team all-state by the Deseret News, second-team all-state by the Salt Lake Tribune, All-Valley by the Daily Herald
- As a sophomore averaged 5.8 points and 3.8 rebounds as American Fork finished 19-3 overall and 9-1 in region play
- Played for DreamVision during the AAU season

2014-15 SEASON HIGHS

PTS	3 vs. SVU – 11/19/14
1st H	1 vs. SVU – 11/19/14
2nd H	2 vs. SVU – 11/19/14
REB	3 vs. SVU – 11/19/14
AST	1 vs. SVU – 11/19/14
STL	—
BLK	—
FGM	1 vs. SVU – 11/19/14
FGA	2 vs. SVU – 11/19/14
3PM	—
3PA	—
FTM	1 vs. SVU – 11/19/14
FTA	2 vs. SVU – 11/19/14

MISCELLANEOUS

	14-15	Career
Double-Figure Points	0 (0-0)	same
20-plus Points	0 (0-0)	same
Double-Figure Reb	0 (0-0)	same
Double-Doubles	0 (0-0)	same
3-plus Steals	0 (0-0)	same
3-plus Blocks	0 (0-0)	same
3-plus 3-point FG	0 (0-0)	same
Scoring Leader	0 (0-0)	same
Rebound Leader	0 (0-0)	same
Assist Leader	0 (0-0)	same

Personal

2014-15 GAME-BY-GAME

Opponent	Date	GS	Min	FG	FGA	Pct	3FG	FGA	Pct	FT	FTA	Pct	Off	Def	TR	Avg	PF	FO	A	TO	Blk	Stl	Pts	Avg
Long Beach State	11/14/14																							
Arkansas-Little Rock	11/18/14		1	0	0	.000	0	0	.000	0	0	.000	0	0	0.0	0	0	0	0	0	0	0	0.0	
Southern Virginia	11/19/14		16	1	2	.500	0	1	.000	1	2	.500	1	2	3	1.5	1	0	1	0	0	0	3	1.5
vs. San Diego State	11/24/14																							
vs. Chaminade	11/25/14		3	0	0	.000	0	0	.000	0	0	.000	0	1	1	1.3	0	0	0	1	0	0	1.0	
vs. Purdue	11/26/14																							
Eastern Kentucky	11/29/14																							
at Utah State	12/02/14																							
vs. Hawai'i	12/06/14																							
Utah	12/10/14																							
at Weber State	12/13/14																							
Stanford	12/20/14																							
UMass	12/23/14																							
Gonzaga	12/27/14																							
Portland	12/29/14																							
at Santa Clara	01/01/15																							
at San Francisco	01/03/15																							
Pepperdine	01/08/15																							
Loyola Marymount	01/10/15																							
at Pacific	01/15/15																							
at Saint Mary's	01/17/15																							
at San Diego	01/24/15																							
San Francisco	01/29/15																							
Santa Clara	01/31/15																							
at Pepperdine	02/05/15																							
at Loyola Marymount	02/07/15																							
Saint Mary's	02/12/15																							
Pacific	02/14/15																							
San Diego	02/19/15																							
at Portland	02/26/15																							
at Gonzaga	02/28/15																							
Totals		0	20	1	2	.500	0	1	.000	1	2	.500	1	3	4	1.3	1	0	1	1	0	0	3	1.0

CAREER STATISTICS (ALL GAMES)

Year	GP	GS	Min	Avg	FG	FGA	Pct	3FG	FGA	Pct	FT	FTA	Pct	Off	Def	TR	Avg	PF	FO	A	TO	Blk	Stl	Pts	Avg
2014-15	3	0	20	6.7	1	2	.500	0	1	.000	1	2	.500	1	3	4	1.3	1	0	1	1	0	0	3	1.0
TOTAL	3	0	20	6.7	1	2	.500	0	1	.000	1	2	.500	1	3	4	1.3	1	0	1	1	0	0	3	1.0

CAREER STATISTICS (CONFERENCE GAMES)

Year	GP	GS	Min	Avg	FG	FGA	Pct	3FG	FGA	Pct	FT	FTA	Pct	Off	Def	TR	Avg	PF	FO	A	TO	Blk	Stl	Pts	Avg
2014-15																									
TOTAL																									

#15 • JAKE TOOLSON
6-5 • 215 • FR • GUARD



GILBERT, ARIZONA
HIGHLAND HS

2014-15 SEASON — PPG: 4.3 RPG: 2.5 APG: 1.2 SPG: 0.8 BPG: 0.0 FG%: .450 3FG%: .533 FT%: .000

Last Time Out

- Had 1 rebound and 1 assist vs. EKU

In 2014-15 • Freshman

- Scored 3 points, grabbed 3 rebounds and added an assist and a steal in 10 minutes of playing time against Arkansas-Little Rock
- Led the team with 15 points, also set a team season high with 5 3-pointers against SVU ... added 7 boards, 4 assists and 4 steals
- Had 8 points, hit 2 threes and added 2 rebounds and an assist vs. Chaminade

Before BYU

- A four-year letterman and two-time first-team all-state honoree playing for Derrick Donaldson at Highland High School
- Scored 2,007 career points at Highland and averaged 19.1 points per game
- As a senior averaged 27.3 points, 12.1 rebounds, 3.5 assists and 1.6 steals per game and hit 59 threes
- Shot .522 from the field, .380 from three and .838 from the free-throw line
- Named first-team Division I All-Arizona by AZcentral.com and first-team All-Tribune by the East Valley Tribune
- As a junior averaged 18.9 points, 8.0 rebounds, 4.0 assists, 1.6 steals and 1.0 blocks and hit 34 threes while Highland finish 18-10 overall and 11-6 in league play
- Named first-team Division I All-Arizona by AZcentral.com and first-team All-Tribune by the East Valley Tribune

- As a sophomore averaged 18.4 points, 6.3 rebounds, 1.6 assists and 1.5 steals and hit 49 threes
- Named All-Tribune honorable mention by the East Valley Tribune
- As a freshman averaged 10.2 points, 7.2 rebounds, 1.7 assists and 1.4 steals and hit 47 threes
- Played for Nevada Select during the AAU season
- Played for the Arizona Power during the AAU season

Personal

- Parents are Troy and Sheila Toolson
- Has one brother and two sisters
- Also recruited by Arizona State, Boston College, Utah State and Saint Mary's
- Nephew of former BYU great Danny Ainge

2014-15 SEASON HIGHS

PTS	15 vs. SVU – 11/19/14
1st H	9 vs. SVU – 11/19/14
2nd H	8 vs. Chaminade – 11/25/14
REB	7 vs. SVU – 11/19/14
AST	4 vs. SVU – 11/19/14
STL	4 vs. SVU – 11/19/14
BLK	—
FGM	5 vs. SVU – 11/19/14
FGA	9 vs. SVU – 11/19/14
3PM	5 vs. SVU – 11/19/14
3PA	8 vs. SVU – 11/19/14
FTM	—
FTA	—

MISCELLANEOUS

	14-15	Career
Double-Figure Points	1 (1-0)	same
20-plus Points	0 (0-0)	same
Double-Figure Reb	0 (0-0)	same
Double-Doubles	0 (0-0)	same
3-plus Steals	1 (1-0)	same
3-plus Blocks	0 (0-0)	same
3-plus 3-point FG	1 (1-0)	same
Scoring Leader	1 (1-0)	same
Rebound Leader	1 (1-0)	same
Assist Leader	0 (0-0)	same

2014-15 GAME-BY-GAME

Opponent	Date	GS	Min	FG	FGA	Pct	3FG	FGA	Pct	FT	FTA	Pct	Off	Def	TR	Avg	PF	FO	A	TO	Blk	Stl	Pts	Avg	
Long Beach State	11/14/14		4	0	0	.000	0	0	.000	0	0	.000	0	2	2	2.0	0	0	0	0	0	0	0	0.0	
Arkansas-Little Rock	11/18/14		10	1	1	1.000	1	1	1.000	0	0	.000	1	2	3	2.5	0	0	1	1	0	1	3	1.5	
Southern Virginia	11/19/14		25	5	9	.556	5	8	.625	0	0	.000	0	7	7	4.0	2	0	4	1	0	4	15	6.0	
vs. San Diego State	11/24/14		1	0	0	.000	0	0	.000	0	0	.000	0	0	0	3.0	1	0	0	0	0	0	0	4.5	
vs. Chaminade	11/25/14		12	3	9	.333	2	5	.400	0	0	.000	0	2	2	2.8	0	0	1	0	0	0	8	5.2	
vs. Purdue	11/26/14																								
Eastern Kentucky	11/29/14		6	0	1	.000	0	1	.000	0	0	.000	0	1	1	2.5	1	0	1	0	0	0	0	4.3	
at Utah State	12/02/14																								
vs. Hawai'i	12/06/14																								
Utah	12/10/14																								
at Weber State	12/13/14																								
Stanford	12/20/14																								
UMass	12/23/14																								
Gonzaga	12/27/14																								
Portland	12/29/14																								
at Santa Clara	01/01/15																								
at San Francisco	01/03/15																								
Pepperdine	01/08/15																								
Loyola Marymount	01/10/15																								
at Pacific	01/15/15																								
at Saint Mary's	01/17/15																								
at San Diego	01/24/15																								
San Francisco	01/29/15																								
Santa Clara	01/31/15																								
at Pepperdine	02/05/15																								
at Loyola Marymount	02/07/15																								
Saint Mary's	02/12/15																								
Pacific	02/14/15																								
San Diego	02/19/15																								
at Portland	02/26/15																								
at Gonzaga	02/28/15																								
Totals			0	58	9	20	.450	8	15	.533	0	0	.000	1	14	15	2.5	4	0	7	2	0	5	26	4.3

CAREER STATISTICS (ALL GAMES)

Year	GP	GS	Min	Avg	FG	FGA	Pct	3FG	FGA	Pct	FT	FTA	Pct	Off	Def	TR	Avg	PF	FO	A	TO	Blk	Stl	Pts	Avg
2014-15	6	0	58	9.7	9	20	.450	8	15	.533	0	0	.000	1	14	15	2.5	4	0	7	2	0	5	26	4.3
TOTAL	6	0	58	9.7	9	20	.450	8	15	.533	0	0	.000	1	14	15	2.5	4	0	7	2	0	5	26	4.3

CAREER STATISTICS (CONFERENCE GAMES)

Year	GP	GS	Min	Avg	FG	FGA	Pct	3FG	FGA	Pct	FT	FTA	Pct	Off	Def	TR	Avg	PF	FO	A	TO	Blk	Stl	Pts	Avg	
2014-15																										
TOTAL																										

#23 • SKYLER HALFORD
6-1 • 175 • SR. • GUARD



OREM, UTAH
SALT LAKE CC

2014-15 SEASON — PPG: 5.7 RPG: 0.5 APG: 3.2 SPG: 0.3 BPG: 0.0 FG%: .407 3FG%: .375 FT%: 1.000

Last Time Out

- Scored 9 points on 3 threes and added 4 assists vs. EKU

In 2014-15 • Senior

- Scored 18 points coming off the bench and led the team with a career-best 7 assists vs. Long Beach State

In 2013-14 • Junior

- Named WCC Player of the Week Jan. 6 for scoring 28 points on 11 of 16 shooting against San Diego while adding 3 assists, 2 rebounds and 1 steal
- Posted season highs of 28 points (San Diego), 6 rebounds (twice), 4 assists (Santa Clara), 3 steals (at San Francisco), 11 field goals made (San Diego), 4 made threes (San Diego) and 11 free throws made (at San Francisco)
- Scored 28 points and had 3 assists against San Diego on Jan. 4
- Scored 18 points against Pepperdine and grabbed 6 rebounds on Jan. 9
- Scored 12 points, grabbed 6 rebounds and had 4 assists against Santa Clara on Feb. 6
- Scored in double figures 13 times, had 20-plus points once and 3-plus threes 3 times
- Averaged 7.0 points, 1.4 rebounds and 1.0 assists and shot .431 from the field, .312 from three and .845 from the free throw line

Before BYU

- Named an NJCAA All-America First Team honoree as a sophomore at Salt Lake CC

- Region 18 MVP and Scenic West Athletic Conference Player of the Year
- Led SLCC to a record of 29-5 overall and 14-1 in the SWAC
- Led SLCC to the SWAC and Region 18 titles and to the round of 16 in the NJCAA Tournament
- Averaged 17.4 points, 4.5 rebounds, 4.0 assists and 1.6 steals
- Shot .461 from the field, .393 from three and .908 from the free throw line
- Averaged 10.6 points, 3.1 rebounds, 1.8 assists and 1.1 steals as a freshman
- Shot .452 from the field, .450 from three and .819 from the free throw line
- Earned second-team all-region honors
- Led SLCC to a record of 22-9 overall and 9-6 in the SWAC
- As a senior at Timpanogos High School was second in 5A in scoring at 23.6 points per game
- Also averaged 5.0 rebounds and 4.5 assists as a senior and led the Timberwolves to the state tournament
- Averaged 19.8 points per game as a junior
- Averaged 13.2 points per game as sophomore

Personal

- Parents are Rod and Jill
- Has four siblings
- Served a mission for The Church of Jesus Christ of Latter-day Saints in Brazil

2014-15 SEASON HIGHS

PTS	18 vs. LBSU – 11/14/14
1st H	7 vs. LBSU – 11/14/14
2nd H	11 vs. LBSU – 11/14/14
REB	12 vs. EKU – 11/29/14
AST	7 vs. LBSU – 11/14/14
STL	2 vs. Chaminade – 11/25/14
BLK	—
FGM	5 vs. LBSU – 11/14/14
FGA	8 vs. EKU – 11/29/14
3PM	3 vs. EKU – 11/29/14
3PA	6 vs. EKU – 11/29/14
FTM	6 vs. LBSU – 11/14/14
FTA	6 vs. LBSU – 11/14/14

CAREER HIGHS

PTS	28 vs. San Diego – 1/04/14
1st H	15 vs. San Diego – 1/04/14
2nd H	14 at USF – 1/16/14
REB	6, twice, last vs. Santa Clara – 2/6/14
AST	7, vs. LBSU – 11/14/14
STL	3 at San Francisco – 1/16/14
BLK	1 at Pacific – 2/13/14
FGM	11 vs. San Diego – 1/04/14
FGA	16 vs. San Diego – 1/04/14
3PM	4 vs. San Diego – 1/04/14
3PA	9 vs. Pacific – 1/30/14
FTM	11 at USF – 1/16/14
FTA	12 at USF – 1/16/14

MISCELLANEOUS

	14-15	Career
Double-Figure Points	1 (1-0)	14 (10-4)
20-plus Points	0 (0-0)	1 (1-0)
Double-Figure Reb	0 (0-0)	0 (0-0)
Double-Doubles	0 (0-0)	0 (0-0)
3-plus Steals	0 (0-0)	1 (1-0)
3-plus Blocks	0 (0-0)	0 (0-0)
3-plus 3-point FG	1 (1-0)	4 (4-0)
Scoring Leader	0 (0-0)	1 (1-0)
Rebound Leader	0 (0-0)	0 (0-0)
Assist Leader	1 (1-0)	3 (3-0)

2014-15 GAME-BY-GAME

Opponent	Date	GS	Min	FG	FGA	Pct	3FG	FGA	Pct	FT	FTA	Pct	Off	Def	TR	Avg	PF	FO	A	TO	Blk	Stl	Pts	Avg	
Long Beach State	11/14/14		24	5	7	.714	2	3	.667	6	6	1.000	0	0	0	0.0	3	0	7	2	0	0	18	18.0	
Arkansas-Little Rock	11/18/14		16	2	6	.333	0	3	.000	0	0	.000	0	0	0	0.0	0	0	3	2	0	0	4	11.0	
Southern Virginia	11/19/14	*	2	0	1	.000	0	1	.000	0	0	.000	0	0	0	0.0	0	0	1	1	0	0	0	7.3	
vs. San Diego State	11/24/14																								
vs. Chaminade	11/25/14		10	1	4	.250	1	2	.500	0	0	.000	1	0	1	0.3	2	0	4	3	0	2	3	6.3	
vs. Purdue	11/26/14		2	0	1	.000	0	1	.000	0	0	.000	0	0	0	0.2	1	0	0	1	0	0	0	5.0	
Eastern Kentucky	11/29/14		19	3	8	.375	3	6	.500	0	0	.000	0	2	2	0.5	1	0	4	3	0	0	9	5.7	
at Utah State	12/02/14																								
vs. Hawai'i	12/06/14																								
Utah	12/10/14																								
at Weber State	12/13/14																								
Stanford	12/20/14																								
UMass	12/23/14																								
Gonzaga	12/27/14																								
Portland	12/29/14																								
at Santa Clara	01/01/15																								
at San Francisco	01/03/15																								
Pepperdine	01/08/15																								
Loyola Marymount	01/10/15																								
at Pacific	01/15/15																								
at Saint Mary's	01/17/15																								
at San Diego	01/24/15																								
San Francisco	01/29/15																								
Santa Clara	01/31/15																								
at Pepperdine	02/05/15																								
at Loyola Marymount	02/07/15																								
Saint Mary's	02/12/15																								
Pacific	02/14/15																								
San Diego	02/19/15																								
at Portland	02/26/15																								
at Gonzaga	02/28/15																								
Totals			1	73	11	27	.407	6	16	.375	6	6	1.000	1	2	3	0.5	7	0	19	12	0	2	34	5.7

CAREER STATISTICS (ALL GAMES)

Year	GP	GS	Min	Avg	FG	FGA	Pct	3FG	FGA	Pct	FT	FTA	Pct	Off	Def	TR	Avg	PF	FO	A	TO	Blk	Stl	Pts	Avg
2013-14	35	13	528	15.1	84	195	.431	29	93	.312	49	58	.845	6	44	50	1.4	49	0	35	29	1	15	246	7.0
2014-15	6	1	73	12.2	11	27	.407	6	16	.375	6	6	1.000	1	2	3	0.5	7	0	19	12	0	2	34	5.7
TOTAL	41	14	601	14.7	95	222	.428	35	109	.321	55	64	.859	7	46	53	1.3	56	0	54	41	1	17	280	6.8

CAREER STATISTICS (CONFERENCE GAMES)

Year	GP	GS	Min	Avg	FG	FGA	Pct	3FG	FGA	Pct	FT	FTA	Pct	Off	Def	TR	Avg	PF	FO	A	TO	Blk	Stl	Pts	Avg	
2013-14	18	13	346	19.2	52	130	.400	19	64	.297	35	40	.875	5	32	37	2.1	25	0	23	21	1	7	158	8.8	
2014-15																										
TOTAL	18	13	346	19.2	52	130	.400	19	64	.297	35	40	.875	5	32	37	2.1	25	0	23	21	1	7	158	8.8	

#24 • FRANK BARTLEY IV
6-3 • 200 • SO • GUARD



BATON ROUGE, LOUISIANA
FUTURE COLLEGE PREP

2014-15 SEASON HIGHS

PTS	4, twice, last vs. EKU – 11/29/14
1st H	4, twice, last vs. EKU – 11/29/14
2nd H	2 vs. UALR – 11/18/14
REB	6 vs. SVU – 11/19/14
AST	7 vs. SVU – 11/19/14
STL	4 vs. SVU – 11/19/14
BLK	2 vs. SVU – 11/19/14
FGM	2, twice, last vs. EKU – 11/29/14
FGA	3 vs. SVU – 11/19/14
3PM	—
3PA	1, twice, last vs. Chaminade – 11/25/14
FTM	1 vs. LBSU – 11/14/14
FTA	2 vs. LBSU – 11/14/14

CAREER HIGHS

PTS	16 vs. Mount St. Mary's – 11/15/13
1st H	10 vs. Mount St. Mary's – 11/15/13
2nd H	11 vs. Utah State – 11/30/13
REB	7, twice, last vs. LMU – 12/28/13
AST	7 vs. SVU – 11/19/14
STL	2, twice, last vs. North Texas – 12/3/13
BLK	1, 6 times, last vs. Portland – 2/24/14
FGM	6 vs. Mount St. Mary's – 11/15/13
FGA	11 vs. Utah State – 11/30/13
3PM	3 vs. Texas – 11/25/13
3PA	5 vs. Wichita State – 11/26/13
FTM	6, twice, last at UMass – 12/7/13
FTA	8, twice, last at UMass – 12/7/13

MISCELLANEOUS

	14-15	Career
Double-Figure Points	0 (0-0)	6 (4-2)
20-plus Points	0 (0-0)	0 (0-0)
Double-Figure Reb	0 (0-0)	0 (0-0)
Double-Doubles	0 (0-0)	0 (0-0)
3-plus Steals	0 (0-0)	0 (0-0)
3-plus Blocks	0 (0-0)	0 (0-0)
3-plus 3-point FG	0 (0-0)	1 (1-0)
Scoring Leader	0 (0-0)	0 (0-0)
Rebound Leader	0 (0-0)	0 (0-0)
Assist Leader	1 (1-0)	2 (1-1)

2014-15 SEASON — PPG: 1.9 RPG: 1.9 APG: 2.3 SPG: 0.7 BPG: 0.3 FG%: .667 3FG%: .000 FT%: .250

Last Time Out

- Had 4 points, 3 rebounds, 4 assists and 1 steal vs. EKU

In 2014-15 • Sophomore

- Scored 3 points and grabbed 1 rebound in 4 minutes vs. Long Beach State
- Set career-high with 7 assists and added 6 rebounds, 4 points, 4 steals and a career-high 2 blocks against Southern Virginia

In 2013-14 • Freshman

- Posted season highs of 16 points (Mount St. Mary's), 7 rebounds (twice), 6 assists (Prairie View A&M), 2 steals (twice), 6 field goals made (Mount St. Mary's), 3 3-pointers made (Texas), 6 free throws made (twice)
- Scored 14 points and grabbed five rebounds against Utah State on Nov. 30
- Scored 5 points and had 6 assists to go along with 4 rebounds against Prairie View A&M on Dec. 11
- Scored 6 points, grabbed 7 rebounds and had 4 assists against Loyola Marymount on Dec. 28
- Scored in double figures 5 times, hit 3 threes once and led the team in assists twice
- Averaged 3.9 points and 2.1 rebounds and totaled 25 assists and 13 steals

Before BYU

- Played in 2012-13 at Future College Prep for Les Bean

- Led Future College Prep to a record of 52-13 and the West Coast Prep title
- Averaged 19.7 points, 8.5 rebounds, 6.7 assists, 3.3 steals and 1.0 blocks
- Played three years of high school basketball at Christian Life Academy
- As a senior led Christian Life to a 26-7 overall record and the 1A state title
- Was named LSWA Class 1A MVP, first-team all-state and District 7-1A co-MVP while averaging 14.2 points, 6.2 rebounds and 3.3 assists
- As a junior earned District 7-1A MVP honors and was named all-state and all-metro
- Was a member of the state championship team as a sophomore
- Played football at Christian Life, earned all-district honors and recorded 800-plus receiving yards as a senior

Personal

- Parents are Frank Bartley III and Janice
- Has three sisters
- Also recruited by Auburn, Fordham, George Mason, Marquette, San Diego State and Utah

2014-15 GAME-BY-GAME

Opponent	Date	GS	Min	FG	FGA	Pct	3FG	FGA	Pct	FT	FTA	Pct	Off	Def	TR	Avg	PF	FO	A	TO	Blk	Stl	Pts	Avg	
Long Beach State	11/14/14		4	1	2	.500	0	1	.000	1	2	.500	0	1	1	1.0	0	0	0	1	0	0	3	3.0	
Arkansas-Little Rock	11/18/14		4	1	1	1.000	0	0	.000	0	1	.000	0	1	1	1.0	0	0	2	0	0	0	2	2.5	
Southern Virginia	11/19/14		16	2	3	.667	0	0	.000	0	0	.000	0	6	6	2.7	0	0	7	3	2	4	4	3.0	
vs. San Diego State	11/24/14		0	0	0	.000	0	0	.000	0	0	.000	0	0	0	2.0	0	0	0	0	0	0	0	2.3	
vs. Chaminade	11/25/14		11	0	1	.000	0	1	.000	0	0	.000	0	2	2	2.0	2	0	3	1	0	0	0	1.8	
vs. Purdue	11/26/14		0	0	0	.000	0	0	.000	0	0	.000	0	0	0	1.7	0	0	0	0	0	0	0	1.5	
Eastern Kentucky	11/29/14		14	2	2	1.000	0	0	.000	0	1	.000	2	1	3	1.9	1	0	4	0	0	1	4	1.9	
at Utah State	12/02/14																								
vs. Hawai'i	12/06/14																								
Utah	12/10/14																								
at Weber State	12/13/14																								
Stanford	12/20/14																								
UMass	12/23/14																								
Gonzaga	12/27/14																								
Portland	12/29/14																								
at Santa Clara	01/01/15																								
at San Francisco	01/03/15																								
Pepperdine	01/08/15																								
Loyola Marymount	01/10/15																								
at Pacific	01/15/15																								
at Saint Mary's	01/17/15																								
at San Diego	01/24/15																								
San Francisco	01/29/15																								
Santa Clara	01/31/15																								
at Pepperdine	02/05/15																								
at Loyola Marymount	02/07/15																								
Saint Mary's	02/12/15																								
Pacific	02/14/15																								
San Diego	02/19/15																								
at Portland	02/26/15																								
at Gonzaga	02/28/15																								
Totals			0	49	6	9	.667	0	2	.000	1	4	.250	2	11	13	1.9	3	0	16	5	2	5	13	1.9

CAREER STATISTICS (ALL GAMES)

Year	GP	GS	Min	Avg	FG	FGA	Pct	3FG	FGA	Pct	FT	FTA	Pct	Off	Def	TR	Avg	PF	FO	A	TO	Blk	Stl	Pts	Avg
2013-14	34	0	370	10.9	44	119	.370	12	36	.333	32	62	.516	21	51	72	2.1	26	0	25	15	6	13	132	3.9
2014-15	7	0	49	7.0	6	9	.667	0	2	.000	1	4	.250	2	11	13	1.9	3	0	16	5	2	5	13	1.9
TOTAL	41	0	419	10.2	50	128	.391	12	38	.316	33	66	.500	23	62	85	2.1	29	0	41	20	8	18	145	3.5

CAREER STATISTICS (CONFERENCE GAMES)

Year	GP	GS	Min	Avg	FG	FGA	Pct	3FG	FGA	Pct	FT	FTA	Pct	Off	Def	TR	Avg	PF	FO	A	TO	Blk	Stl	Pts	Avg	
2013-14	17	0	99	5.8	8	33	.242	0	7	.000	2	13	.154	8	13	21	1.2	3	0	11	2	1	3	18	1.1	
2014-15																										
TOTAL	17	0	99	5.8	8	33	.242	0	7	.000	2	13	.154	8	13	21	1.2	3	0	11	2	1	3	18	1.1	

#30 • DALTON NIXON
6-7 • 215 • FR • FORWARD



OREM, UTAH
OREM HS

2014-15 SEASON — PPG: 3.4 RPG: 1.6 APG: 1.0 SPG: 0.1 BPG: 0.1 FG%: .500 3FG%: .167 FT%: 1.000

Last Time Out

- Had assist in two minutes on the floor against EKU

- Named the 4A Tournament MVP as a sophomore
- National position recruiting rankings: 51st by ESPN
- Played for the Utah Prospects during the AAU season

In 2014-15 • Freshman

- Had 4 points, the first points of his BYU career, against UALR
- Scored 10 points, grabbed 3 boards, 2 assists and a steal vs. SVU
- Had 7 points, 3 rebounds, 1 assist and 1 block vs. Chaminade
- Hit first career 3-pointer against Purdue

Personal

- Parents are Kevin and Stephanie Nixon
- Has two sisters
- His father Kevin Nixon played at BYU from 1991-93
- Also recruited by Arizona State, Creighton, Hawaii, San Diego, San Francisco, Utah, Utah State and Weber State

Before BYU

- A four-year letterman playing for Golden Holt at Orem High School
- Orem's all-time leading scorer with 1,367 points and a three-time first-team all-state honoree
- As a senior averaged 20.2 points, 8.9 rebounds, 1.7 assists and 1.1 steals as Orem finished 18-9 overall, 10-2 in region play and advanced to the 4A state championship game
- Named first-team all-state by the Deseret News and the Salt Lake Tribune
- As a junior averaged 17.5 points, 8.2 rebounds, 1.7 assists and 1.3 steals and hit 21 threes as Orem finished 20-4 overall and 13-1 in region play
- Named first-team all-state by the Deseret News and the Salt Lake Tribune, All-Valley by the Daily Herald
- As a sophomore averaged 12.5 points and 5.5 rebounds and hit 33 threes as Orem finished 24-1 overall, 14-0 in region play and won the 4A Utah state title
- Named first-team all-state by the Deseret News and the Salt Lake Tribune and All-Valley by the Daily Herald

2014-15 SEASON HIGHS

PTS	10 vs. SVU – 11/19/14
1st H	4, twice, last vs. Chaminade – 11/25/14
2nd H	6 vs. SVU – 11/19/14
REB	3, 3 times, last vs. Chaminade – 11/25/14
AST	2, twice, last vs. SDSU – 11/24/14
STL	1 vs. SVU – 11/19/14
BLK	1 vs. Chaminade – 11/25/14
FGM	4 vs. SVU – 11/19/14
FGA	9 vs. SVU – 11/19/14
3PM	1 vs. Purdue – 11/26/14
3PA	2, twice, last vs. Chaminade – 11/25/14
FTM	2 vs. SVU – 11/19/14
FTA	2 vs. SVU – 11/19/14

MISCELLANEOUS

	14-15	Career
Double-Figure Points	1 (1-0)	same
20-plus Points	0 (0-0)	same
Double-Figure Reb	0 (0-0)	same
Double-Doubles	0 (0-0)	same
3-plus Steals	0 (0-0)	same
3-plus Blocks	0 (0-0)	same
3-plus 3-point FG	0 (0-0)	same
Scoring Leader	0 (0-0)	same
Rebound Leader	0 (0-0)	same
Assist Leader	0 (0-0)	same

2014-15 GAME-BY-GAME

Opponent	Date	GS	Min	FG	FGA	Pct	3FG	FGA	Pct	FT	FTA	Pct	Off	Def	TR	Avg	PF	FO	A	TO	Blk	Stl	Pts	Avg	
Long Beach State	11/14/14		7	0	1	.000	0	1	.000	0	0	.000	0	1	1	1.0	2	0	0	0	0	0	0	0.0	
Arkansas-Little Rock	11/18/14		7	2	3	.667	0	0	.000	0	0	.000	0	0	0	0.5	1	0	1	0	0	0	4	2.0	
Southern Virginia	11/19/14		17	4	9	.444	0	2	.000	2	2	1.000	1	2	3	1.3	0	0	2	1	0	1	10	4.7	
vs. San Diego State	11/24/14		6	0	0	.000	0	0	.000	0	0	.000	1	2	3	1.8	0	0	2	0	0	0	0	3.5	
vs. Chaminade	11/25/14		16	3	5	.600	0	2	.000	1	1	1.000	0	3	3	2.0	3	0	1	1	1	0	7	4.2	
vs. Purdue	11/26/14		6	1	2	.500	1	1	1.000	0	0	.000	1	0	1	1.8	3	0	0	0	0	0	3	4.0	
Eastern Kentucky	11/29/14		2	0	0	.000	0	0	.000	0	0	.000	0	0	0	1.6	1	0	1	0	0	0	0	3.4	
at Utah State	12/02/14																								
vs. Hawai'i	12/06/14																								
Utah	12/10/14																								
at Weber State	12/13/14																								
Stanford	12/20/14																								
UMass	12/23/14																								
Gonzaga	12/27/14																								
Portland	12/29/14																								
at Santa Clara	01/01/15																								
at San Francisco	01/03/15																								
Pepperdine	01/08/15																								
Loyola Marymount	01/10/15																								
at Pacific	01/15/15																								
at Saint Mary's	01/17/15																								
at San Diego	01/24/15																								
San Francisco	01/29/15																								
Santa Clara	01/31/15																								
at Pepperdine	02/05/15																								
at Loyola Marymount	02/07/15																								
Saint Mary's	02/12/15																								
Pacific	02/14/15																								
San Diego	02/19/15																								
at Portland	02/26/15																								
at Gonzaga	02/28/15																								
Totals			0	61	10	20	.500	1	6	.167	3	3	1.000	3	8	11	1.6	10	0	7	2	1	1	24	3.4

CAREER STATISTICS (ALL GAMES)

Year	GP	GS	Min	Avg	FG	FGA	Pct	3FG	FGA	Pct	FT	FTA	Pct	Off	Def	TR	Avg	PF	FO	A	TO	Blk	Stl	Pts	Avg
2014-15	7	0	61	8.7	10	20	.500	1	6	.167	3	3	1.000	3	8	11	1.6	10	0	7	2	1	1	24	3.4
TOTAL	7	0	61	8.7	10	20	.500	1	6	.167	3	3	1.000	3	8	11	1.6	10	0	7	2	1	1	24	3.4

CAREER STATISTICS (CONFERENCE GAMES)

Year	GP	GS	Min	Avg	FG	FGA	Pct	3FG	FGA	Pct	FT	FTA	Pct	Off	Def	TR	Avg	PF	FO	A	TO	Blk	Stl	Pts	Avg
2014-15																									
TOTAL																									

#35 • ISAAC NEILSON
6-11 • 225 • FR • FORWARD



MISSION VIEJO, CALIFORNIA
MISSION VIEJO HS

2014-15 SEASON — PPG: 6.9 RPG: 3.6 APG: 0.6 SPG: 0.6 BPG: 0.6 FG%: .500 3FG%: .333 FT%: .688

Last Time Out

- In his first career start grabbed 3 rebounds in 8 minutes vs. EKU

- Has three brothers and two sisters

In 2014-15 • Freshman

- Became the first freshman since 2005 to score in double digits in the season opener with 10 points, also grabbed 1 rebound vs. Long Beach State
- Scored 13 points and added 7 rebounds, 2 assists and 4 steals against Southern Virginia
- Totaled 12 points, hit 2 threes and added 4 rebounds, 1 assist and 2 blocks vs. San Diego State

Before BYU

- Played for Troy Roelen at Mission Viejo
- As a senior averaged 15.3 points, 11.3 rebounds and 5.0 blocks while Mission Viejo finished 29-3 overall and 7-1 in league play
- Posted season highs of 29 points, 25 rebounds and 11 blocks
- Named MaxPreps All-State Division II Second Team, All-CIF Southern Section Team Division 2AA, Orange County Register All-County Team
- Named MVP of the 2010 Diablo Inferno Tournament where he averaged 14 points, 12 rebounds and 8 blocks
- As a junior averaged 9.0 points, 9.0 rebounds and 4.5 blocks
- Named first-team All-South Coast Conference

Personal

- Served a two-year mission for The Church of Jesus Christ of Latter-day Saints in Alabama
- Parents are Jim and Janice

2014-15 SEASON HIGHS

PTS	13 vs. SVU – 11/19/14
1st H	8 vs. LBSU – 11/14/14
2nd H	11 vs. SVU – 11/19/14
REB	7 vs. SVU – 11/19/14
AST	2 vs. SVU – 11/19/14
STL	4 vs. SVU – 11/19/14
BLK	2, twice, last vs. Purdue – 11/26/14
FGM	5 vs. SVU – 11/19/14
FGA	8 vs. SVU – 11/19/14
3PM	2 vs. SDSU – 11/24/14
3PA	5 vs. SDSU – 11/24/14
FTM	6 vs. LBSU – 11/14/14
FTA	7 vs. LBSU – 11/14/14

MISCELLANEOUS

	14-15	Career
Double-Figure Points	3 (2-1)	same
20-plus Points	0 (0-0)	same
Double-Figure Reb	0 (0-0)	same
Double-Doubles	0 (0-0)	same
3-plus Steals	0 (0-0)	same
3-plus Blocks	0 (0-0)	same
3-plus 3-point FG	0 (0-0)	same
Scoring Leader	0 (0-0)	same
Rebound Leader	1 (1-0)	same
Assist Leader	0 (0-0)	same

2014-15 GAME-BY-GAME

Opponent	Date	GS	Min	FG	FGA	Pct	3FG	FGA	Pct	FT	FTA	Pct	Off	Def	TR	Avg	PF	FO	A	TO	Blk	Stl	Pts	Avg
Long Beach State	11/14/14		11	2	3	.667	0	0	.000	6	7	.857	1	0	1	1.0	0	0	0	0	0	0	10	10.0
Arkansas-Little Rock	11/18/14		6	2	5	.400	0	1	.000	0	1	.000	1	1	2	1.5	2	0	1	0	0	0	4	7.0
Southern Virginia	11/19/14		16	5	8	.625	0	1	.000	3	6	.500	5	2	7	3.3	4	0	2	1	0	4	13	9.0
vs. San Diego State	11/24/14		22	4	7	.571	2	5	.400	2	2	1.000	1	3	4	3.5	1	0	1	0	2	0	12	9.8
vs. Chaminade	11/25/14		15	2	5	.400	1	1	1.000	0	0	.000	2	3	5	3.8	2	0	0	0	0	0	5	8.8
vs. Purdue	11/26/14		13	2	5	.400	0	1	.000	0	0	.000	1	2	3	3.7	4	0	0	0	2	0	4	8.0
Eastern Kentucky	11/29/14	*	8	0	1	.000	0	0	.000	0	0	.000	2	1	3	3.6	1	0	0	1	0	0	0	6.9
at Utah State	12/02/14																							
vs. Hawai'i	12/06/14																							
Utah	12/10/14																							
at Weber State	12/13/14																							
Stanford	12/20/14																							
UMass	12/23/14																							
Gonzaga	12/27/14																							
Portland	12/29/14																							
at Santa Clara	01/01/15																							
at San Francisco	01/03/15																							
Pepperdine	01/08/15																							
Loyola Marymount	01/10/15																							
at Pacific	01/15/15																							
at Saint Mary's	01/17/15																							
at San Diego	01/24/15																							
San Francisco	01/29/15																							
Santa Clara	01/31/15																							
at Pepperdine	02/05/15																							
at Loyola Marymount	02/07/15																							
Saint Mary's	02/12/15																							
Pacific	02/14/15																							
San Diego	02/19/15																							
at Portland	02/26/15																							
at Gonzaga	02/28/15																							
Totals		1	91	17	34	.500	3	9	.333	11	16	.688	13	12	25	3.6	14	0	4	2	4	4	48	6.9

CAREER STATISTICS (ALL GAMES)

Year	GP	GS	Min	Avg	FG	FGA	Pct	3FG	FGA	Pct	FT	FTA	Pct	Off	Def	TR	Avg	PF	FO	A	TO	Blk	Stl	Pts	Avg
2014-15	7	1	91	13.0	17	34	.500	3	9	.333	11	16	.688	13	12	25	3.6	14	0	4	2	4	4	48	6.9
TOTAL	7	1	91	13.0	17	34	.500	3	9	.333	11	16	.688	13	12	25	3.6	14	0	4	2	4	4	48	6.9

CAREER STATISTICS (CONFERENCE GAMES)

Year	GP	GS	Min	Avg	FG	FGA	Pct	3FG	FGA	Pct	FT	FTA	Pct	Off	Def	TR	Avg	PF	FO	A	TO	Blk	Stl	Pts	Avg
2014-15																									
TOTAL																									

#41 • LUKE WORTHINGTON
6-10 • 235 • SO • FORWARD



MEQUON, WISCONSIN
HOMESTEAD HS

2014-15 SEASON — PPG: 4.1 RPG: 2.5 APG: 0.2 SPG: 0.7 BPG: 0.0 FG%: .571 3FG%: .000 FT%: .556

Last Time Out

- Had 2 rebounds, 1 steal and 1 point vs. EKU

In 2014-15 • Sophomore

- Had 7 points, 4 rebounds and a steal vs. UALR
- Set a career-high in points with 12 and steals with 2, while tying a career-high with 4 rebounds against Southern Virginia

In 2013-14 • Freshman

- Posted season highs of 7 points (Santa Clara), 4 rebounds (at Saint Mary's), 2 field goals made (twice), 3 free throws made (Santa Clara).
- Hit 2 of 3 from the field and 3 of 4 from the free throw line to score 7 points against Santa Clara on Feb. 6
- Grabbed 4 rebounds, including 3 on the offensive end, and scored a point against Saint Mary's on Feb. 15
- Started in games against Portland, San Diego and Loyola Marymount from Feb. 22 until March 8
- Scored 5 points against Portland on Feb. 22
- Scored 4 points against Mount St. Mary's
- Averaged 1.0 points and 0.9 rebounds and shot .462 from the field

- As a senior was a team captain and averaged 13.6 points and 10.0 rebounds per game
- Led Homestead to a record of 13-7 overall and 8-4 in league play
- Named Wisconsin Basketball Coaches Association Division I All-State Honorable Mention
- Named third-team All-Area by the Milwaukee Wisconsin Journal Sentinel
- Named first-team All-North Shore Conference
- As a junior, averaged 12 points, 9 rebounds and 2 blocks
- Led Homestead to a record of 15-5 overall and 10-3 in league play
- Named first-team All-North Shore Conference
- Played for Wisconsin Playground Elite coached by Duane "Ike" Wilson
- Played football at Homestead, was a team captain and helped lead team to the 2012 Wisconsin state title
- Received all-conference, all-region and all-state honors in football
- Recruited by BYU and Wisconsin to play football
- Maintained a GPA above 4.0 and was a member of the National Honor Society

Personal

- Parents are John and Kris Worthington
- Has one brother and two sisters
- Also recruited by Butler, Princeton, Penn, Davidson, Yale, DePaul, Lehigh, Bucknell, Utah State and Saint Louis

Before BYU

- Played for Kevin McKenna at Homestead High School
- Ranked the No. 7 prospect in the class of 2013 in the state of Wisconsin and No. 43 among power forwards nationally by ESPN.com
- One of seven Wisconsin players nominated for the McDonald's All-America Game

2014-15 SEASON HIGHS

PTS	12 vs. SVU – 11/19/14
1st H	8 vs. SVU – 11/19/14
2nd H	4 vs. SVU – 11/19/14
REB	4, twice, last vs. SVU – 11/19/14
AST	1 vs. Purdue – 11/26/14
STL	2 vs. SVU – 11/19/14
BLK	—
FGM	6 vs. SVU – 11/19/14
FGA	7, twice, last vs. SVU – 11/19/14
3PM	—
3PA	—
FTM	3 vs. Purdue – 11/26/14
FTA	4 vs. Purdue – 11/26/14

CAREER HIGHS

PTS	12 vs. Southern Virginia – 11/19/14
1st H	8 vs. Southern Virginia – 11/19/14
2nd H	4 vs. Southern Virginia – 11/19/14
REB	4, 3x, last vs. SVU – 11/19/14
AST	1, 5 times, last vs. Purdue – 11/26/14
STL	2 vs. Southern Virginia – 11/19/14
BLK	1, twice, last at San Diego – 3/1/14
FGM	6 vs. Southern Virginia – 11/19/14
FGA	7, twice, last vs. SVU – 11/19/14
3PM	—
3PA	—
FTM	3, twice, last vs. Purdue – 11/26/14
FTA	4, twice, last vs. Purdue – 11/26/14

MISCELLANEOUS

	14-15	Career
Double-Figure Points	1 (1-0)	1 (1-0)
20-plus Points	0 (0-0)	0 (0-0)
Double-Figure Reb	0 (0-0)	0 (0-0)
Double-Doubles	0 (0-0)	0 (0-0)
3-plus Steals	0 (0-0)	0 (0-0)
3-plus Blocks	0 (0-0)	0 (0-0)
3-plus 3-point FG	0 (0-0)	0 (0-0)
Scoring Leader	0 (0-0)	0 (0-0)
Rebound Leader	0 (0-0)	0 (0-0)
Assist Leader	0 (0-0)	0 (0-0)

2014-15 GAME-BY-GAME

Opponent	Date	GS	Min	FG	FGA	Pct	3FG	FGA	Pct	FT	FTA	Pct	Off	Def	TR	Avg	PF	FO	A	TO	Blk	Stl	Pts	Avg	
Long Beach State	11/14/14	*	13	1	2	.500	0	0	.000	0	0	.000	1	1	2	2.0	2	0	0	1	0	0	2	2.0	
Arkansas-Little Rock	11/18/14	*	16	3	7	.429	0	0	.000	1	2	.500	1	3	4	3.0	2	0	0	0	0	1	7	4.5	
Southern Virginia	11/19/14	*	13	6	7	.857	0	0	.000	0	1	.000	4	0	4	3.3	2	0	0	3	0	2	12	7.0	
vs. San Diego State	11/24/14	*	8	0	1	.000	0	0	.000	0	0	.000	0	1	1	2.8	3	0	0	1	0	0	0	5.3	
vs. Chaminade	11/25/14	*	8	2	3	.667	0	0	.000	0	0	.000	1	0	1	2.4	1	0	0	1	0	0	4	5.0	
vs. Purdue	11/26/14	*	20	0	1	.000	0	0	.000	3	4	.750	1	2	3	2.5	5	1	1	1	0	1	3	4.7	
Eastern Kentucky	11/29/14		16	0	0	.000	0	0	.000	1	2	.500	1	1	2	2.4	3	0	0	0	0	1	1	4.1	
at Utah State	12/02/14																								
vs. Hawai'i	12/06/14																								
Utah	12/10/14																								
at Weber State	12/13/14																								
Stanford	12/20/14																								
UMass	12/23/14																								
Gonzaga	12/27/14																								
Portland	12/29/14																								
at Santa Clara	01/01/15																								
at San Francisco	01/03/15																								
Pepperdine	01/08/15																								
Loyola Marymount	01/10/15																								
at Pacific	01/15/15																								
at Saint Mary's	01/17/15																								
at San Diego	01/24/15																								
San Francisco	01/29/15																								
Santa Clara	01/31/15																								
at Pepperdine	02/05/15																								
at Loyola Marymount	02/07/15																								
Saint Mary's	02/12/15																								
Pacific	02/14/15																								
San Diego	02/19/15																								
at Portland	02/26/15																								
at Gonzaga	02/28/15																								
Totals			6	94	12	21	.571	0	0	.000	5	9	.556	9	8	17	2.4	18	1	1	7	0	5	29	4.1

CAREER STATISTICS (ALL GAMES)

Year	GP	GS	Min	Avg	FG	FGA	Pct	3FG	FGA	Pct	FT	FTA	Pct	Off	Def	TR	Avg	PF	FO	A	TO	Blk	Stl	Pts	Avg
2013-14	31	3	251	8.1	12	26	.462	0	0	.000	8	20	.400	13	16	29	0.9	56	2	4	14	2	4	32	1.0
2014-15	7	6	94	13.4	12	21	.571	0	0	.000	5	9	.556	9	8	17	2.4	18	1	1	7	0	5	29	4.1
TOTAL	38	9	345	9.1	24	47	.511	0	0	.000	13	29	.448	22	24	46	1.2	74	3	5	21	2	9	61	1.6

CAREER STATISTICS (CONFERENCE GAMES)

Year	GP	GS	Min	Avg	FG	FGA	Pct	3FG	FGA	Pct	FT	FTA	Pct	Off	Def	TR	Avg	PF	FO	A	TO	Blk	Stl	Pts	Avg	
2013-14	16	2	147	9.2	5	10	.500	0	0	.000	7	12	.583	11	8	19	1.2	33	2	2	7	2	4	17	1.1	
2014-15																										
TOTAL	16	2	147	9.2	5	10	.500	0	0	.000	7	12	.583	11	8	19	1.2	33	2	2	7	2	4	17	1.1	

#44 • CORBIN KAUFUSI
6-10 • 245 • FR • CENTER



PROVO, UTAH
TIMPVIEW HS

2014-15 SEASON — PPG: 3.8 RPG: 3.8 APG: 0.2 SPG: 0.0 BPG: 0.7 FG%: .429 3FG%: .000 FT%: .478

Last Time Out

- Did not play vs. Eastern Kentucky

- Served a two-year mission for The Church of Jesus Christ of Latter-day Saints in South Korea
- An Eagle Scout

In 2014-15 • Freshman

- Had 5 points and 4 boards vs. UALR
- Tied his season-high with 5 points, 4 rebounds and 1 assist vs. SVU
- Had career-bests of 8 points, 6 rebounds and 2 blocks vs. Chaminade

Before BYU

- Coached by Perry Wildeboer at Timpview High School
- As a junior averaged 11.6 points while helping Timpview to a record of 19-6
- As a sophomore helped Timpview win the 4A state title and finish with a record of 19-7
- Played in the 2011 All-Valley Basketball All-Star Classic
- Played football and helped Timpview win state titles in 2008 and 2009
- Second-team all-state in football in 2011
- A member of the National Honors Society and a four-year academic honoree
- Also recruited by Stanford to play football

Personal

- Parents are Steve (an assistant coach on the BYU football team) and Michelle and has four siblings
- Brother Bronson plays football at BYU and played basketball for the Cougars in 2012-13

2014-15 SEASON HIGHS

PTS	8 vs. Chaminade – 11/25/14
1st H	3, twice, last vs. SDSU – 11/24/14
2nd H	8 vs. Chaminade – 11/25/14
REB	6 vs. Chaminade – 11/25/14
AST	1 vs. SVU – 11/19/14
STL	—
BLK	2 vs. Chaminade – 11/25/14
FGM	2, twice, last vs. Chaminade – 11/25/14
FGA	5 vs. Chaminade – 11/25/14
3PM	—
3PA	—
FTM	5 vs. SVU – 11/19/14
FTA	9 vs. SVU – 11/19/14

MISCELLANEOUS

	14-15	Career
Double-Figure Points	0 (0-0)	same
20-plus Points	0 (0-0)	same
Double-Figure Reb	0 (0-0)	same
Double-Doubles	0 (0-0)	same
3-plus Steals	0 (0-0)	same
3-plus Blocks	0 (0-0)	same
3-plus 3-point FG	0 (0-0)	same
Scoring Leader	0 (0-0)	same
Rebound Leader	0 (0-0)	same
Assist Leader	0 (0-0)	same

2014-15 GAME-BY-GAME

Opponent	Date	GS	Min	FG	FGA	Pct	3FG	FGA	Pct	FT	FTA	Pct	Off	Def	TR	Avg	PF	FO	A	TO	Blk	Stl	Pts	Avg	
Long Beach State	11/14/14		6	0	1	.000	0	0	.000	0	0	.000	1	0	1	1.0	3	0	0	1	0	0	0	0.0	
Arkansas-Little Rock	11/18/14		12	2	4	.500	0	0	.000	1	3	.333	3	1	4	2.5	2	0	0	1	0	0	5	2.5	
Southern Virginia	11/19/14		10	0	0	.000	0	0	.000	5	9	.556	0	4	4	3.0	1	0	1	2	0	0	5	3.3	
vs. San Diego State	11/24/14		15	1	3	.333	0	0	.000	1	4	.250	2	2	4	3.3	4	0	0	0	1	0	3	3.3	
vs. Chaminade	11/25/14		12	2	4	.500	0	0	.000	4	5	.800	4	2	6	3.8	2	0	0	3	2	0	8	4.2	
vs. Purdue	11/26/14		9	1	2	.500	0	0	.000	0	2	.000	1	3	4	3.8	4	0	0	0	1	0	2	3.8	
Eastern Kentucky	11/29/14																								
at Utah State	12/02/14																								
vs. Hawai'i	12/06/14																								
Utah	12/10/14																								
at Weber State	12/13/14																								
Stanford	12/20/14																								
UMass	12/23/14																								
Gonzaga	12/27/14																								
Portland	12/29/14																								
at Santa Clara	01/01/15																								
at San Francisco	01/03/15																								
Pepperdine	01/08/15																								
Loyola Marymount	01/10/15																								
at Pacific	01/15/15																								
at Saint Mary's	01/17/15																								
at San Diego	01/24/15																								
San Francisco	01/29/15																								
Santa Clara	01/31/15																								
at Pepperdine	02/05/15																								
at Loyola Marymount	02/07/15																								
Saint Mary's	02/12/15																								
Pacific	02/14/15																								
San Diego	02/19/15																								
at Portland	02/26/15																								
at Gonzaga	02/28/15																								
Totals			0	64	6	14	.429	0	0	.000	11	23	.478	11	12	23	3.8	16	0	1	7	4	0	23	3.8

CAREER STATISTICS (ALL GAMES)

Year	GP	GS	Min	Avg	FG	FGA	Pct	3FG	FGA	Pct	FT	FTA	Pct	Off	Def	TR	Avg	PF	FO	A	TO	Blk	Stl	Pts	Avg
2014-15	6	0	64	10.7	6	14	.429	0	0	.000	11	23	.478	11	12	23	3.8	16	0	1	7	4	0	23	3.8
TOTAL	6	0	64	10.7	6	14	.429	0	0	.000	11	23	.478	11	12	23	3.8	16	0	1	7	4	0	23	3.8

CAREER STATISTICS (CONFERENCE GAMES)

Year	GP	GS	Min	Avg	FG	FGA	Pct	3FG	FGA	Pct	FT	FTA	Pct	Off	Def	TR	Avg	PF	FO	A	TO	Blk	Stl	Pts	Avg
2014-15																									
TOTAL																									

5 players scored in double figures

11/24/14 vs. SDSU, Haws 26, Collinsworth 21, Winder 14, Neilson 12, Fischer 11

6 players scored in double figures

1/19/14 vs. SVU, Toolson 15, Neilson 13, Haws 13, Fischer 10, Winder 10, Nixon 10

No players scored in double figures

2/21/05 at Air Force, 39-70 L

One player recorded a double-double

3/10/14 vs. San Francisco
Kyle Collinsworth, 18 points, 12 rebounds
Eric Mika, 11 points, 10 rebounds

Two players recorded a double-double

3/10/14 vs. San Francisco
Kyle Collinsworth, 18 points, 12 rebounds
Eric Mika, 11 points, 10 rebounds

Two double-digit rebounders

3/10/14 vs. San Francisco
Collinsworth and Mika - 12 and 10 rebounds

Six players had 5 or more rebounds

1/1/11 vs. Fresno Pacific, C. Collinsworth-8, Rogers-5, Emery-5, Hartsock-5, Abouo-5, Davies-5

Five players had 6 or more rebounds

11/20/10 vs. Chicago State, Abouo-8, K. Collinsworth-7, Rogers-7, Anderson-6, C. Collinsworth-6, Davies-6

Four players had 9 or more rebounds

12/30/06 vs. Seton Hall, Cummand-12, Plaisted-9
Young-9, Ainge-9

Two players fouled out

11/26/14 vs. Purdue
Nate Austin, Luke Worthington

Three or more players fouled out

1/3/09 vs. Wake Forest
Chris Miles, Gavin MacGregor, Charles Abouo

A BYU player received a technical foul

1/30/14 vs. Pacific, Kyle Collinsworth

An opponent player received a technical foul

1/30/14 vs. Pacific, Trevin Harris

BYU coach received a technical foul

11/26/13 vs. Wichita State, Dave Rose

An opponent Coach received a technical foul

11/18/14 vs. Arkansas-Little Rock

A BYU player ejected from a game

12/14/13 at Utah, Eric Mika (flagrant 2 foul)

An opponent player ejected from a game

2/1/14 vs. Saint Mary's, Garrett Jackson (flagrant 2 foul)

A coach ejected from the game

11/30/05 vs. Lamar (at Delta Center)
Lamar coach Billy Tubbs (2 technical fouls)

AT LEAST two players scored 20+ points

11/29/14 vs. Eastern Kentucky, Haws 26, Fischer 20

Three players scored 20+ points

3/19/13 vs. Washington, Haws 37, Davies 22, Carlino 20

Four players scored 20+ points

1/13/79 vs. New Mexico, D. Ainge-27, Scott Runia-25, Devin Durrant-20, Alan Taylor-20

Two players scored 25+ points

3/18/10 vs. Florida-NCAA 1st Round
Jimmer Fredette 37, Michael Loyd, Jr. 26

A player scored 30+ points

11/26/14 vs. Purdue, Tyler Haws 32

A player scored 40+ points

1/23/14 at Portland, Tyler Haws 48

A player attempted 20 or more field goals

11/24/14 vs. San Diego State, Tyler Haws 24

A player with 5 or more steals

11/26/14 vs. Purdue, Kyle Collinsworth 6

A player had double-digit assists

12/03/13 vs. North Texas, Matt Carlino 11

A player made double-digit free throws

11/26/14 vs. Purdue, Tyler Haws (13-14)

A player shot 100% at the free throw line (min. 8 atts)

3/11/14 vs. Gonzaga, Tyler Haws (11-11)

A player shot 100% from the floor (min. 5 atts)

1/7/12 vs. San Francisco, Brock Zylstra (8-8)

A player shot 100% on threes (min. 3 atts)

12/11/13 vs. Prairie View A&M, Anson Winder (3-3)

Did not make a three

3/8/14 vs. Loyola Marymount (0-12)

Last time opponent did not make a three

2/2/08 at Wyoming (0-15)

26 #BYUhoops

BYU had six or fewer turnovers

1/10/13 vs. Pepperdine, 6

BYU committed 25-plus turnovers

12/15/07 vs. Pepperdine, 86-67 W (29)

BYU committed 11 or less team fouls in a game

1/21/12 at Pepperdine, 11

BYU scored 90 points

11/29/14 vs. Eastern Kentucky, 90

BYU scored 100 points

11/25/14 vs. Chaminade, 121

BYU scored 110 points

11/25/14 vs. Chaminade, 121

BYU scored less than 50 points in a game

1/15/08 at UNLV 41-70 L

Held opponent to less than 50 points in a game

11/19/14 vs. SVU 101-48 W

BYU scored less than 40 points in a game

2/21/05 at Air Force 39-70 L

Held opponent to less than 40 points in a game

11/23/10 vs. Mississippi Valley State 83-36 W

Shot 60% from the field

1/18/14 at Santa Clara (.615) 32-52

Opponent shot 60% from the field

12/22/05 at Utah State (.600) 36-60

Shot 70% from the field in a half

3/6/10 at TCU (.720) 18-25

Did not miss a 2-point FG attempt in a half

2/23/04 vs. Air Force, 13-13 inside the arc, (14-17, .824 overall)

Shot less than 30% from the field

2/21/05 at Air Force, (.280), 14-50

Shot 100% from the free throw line

11/26/11 vs. Wisconsin (11-11)

Shot 90% from the free throw line (at least 10 attempts)

3/19/13 vs. Washington, (.913), 21-23

Shot less than 50% from the free throw line

2/8/14 vs. San Francisco, (.483), 14-29

Shot 60% on 3-pointers

1/18/14 at Santa Clara (.636), 7-11

Shot 70% on 3-pointers

12/11/13 vs. Prairie View A&M (.714), 10-14

Opponent scored less than 20 points in the 1st half

12/10/11 at Utah, 17 (25-17, 61-42 W)

Opponent scored less than 20 points in the 2nd half

1/10/13 vs. Pepperdine, 16 (46-16, 76-51 W)

BYU scored less than 20 points in the 1st half

2/21/05 at Air Force, 13 (BYU trailed 13-37)

BYU scored less than 20 points in the 2nd half

1/15/00 vs. Utah, 19

Opponent scored 50 or more points in a half

2/13/14 at Pacific, 54 (2nd half)

BYU scored 50 or more points in the first half

11/25/14 vs. Chaminade, 66

BYU scored 50 or more points in the second half

11/29/14 vs. Eastern Kentucky, 58

BYU scored 60 or more points in the first half

11/25/14 vs. Chaminade, 66

BYU scored 60 or more points in the second half

12/22/09 vs. Nevada, 64

Won by 60 or more points (largest margin ever)

12/22/06 vs. W. Oregon (62) 102-40

Won by 50 or more points

11/19/14 vs. SVU (53) 101-48

Won by 40 or more points

11/19/14 vs. SVU (53) 101-48

Won by 30 or more points

11/25/14 vs. Chaminade (36) 121-85

Won by 25 or more points

11/25/14 vs. Chaminade (36) 121-85

Lost by 35-plus points

11/22/04 vs. North Carolina (36) 86-50

Lost by 30-plus points

2/21/05 at Air Force (31) 39-70

Lost by 25-plus points

1/15/08 at UNLV (29) 70-41

Played an overtime game

11/26/14 vs. Purdue, 85-87 L (OT)

Won in single overtime

3/10/14 vs. San Francisco, 79-77 W (OT)

Lost in overtime

11/26/14 vs. Purdue, 85-87 L (OT)

Played a double OT game

1/24/14 vs. San Diego State, 87-92 L (2OT)

Played a triple OT game

1/23/14 at Portland, 114-110 L (3OT)

Won 15-straight games

2009-10 (15)

Won 10-straight games

2010-11 (10)

Lost 3-straight games

2013-14 @ Oregon, @ LMU, @ Pepperdine

Lost 4-straight games

2013-14 @ Utah, @ Oregon, @ LMU, @ Pepperdine

Lost 5-straight games

2004-05 @ UNM, @ AFA, @ Utah, UNLV, vs. UNM (at MWC)

Lost 9-straight games

1997-98

Lost 10-straight games

1996-97 (21) - school record

Played an NCAA tournament game

3/20/14 vs. Oregon-NCAA 2nd Round, 68-87

Won an NCAA Tournament game

3/13/12 vs. Iona-NCAA 1st Round, 78-72

Won two NCAA Tournament games

1980-81 Princeton 60-51, UCLA 78-55, Notre Dame 51-50, then lost to Virginia 60-74
2010-11 Wofford 74-66, Gonzaga 89-67

Won three NCAA Tournament games

1980-81 Princeton 60-51, UCLA 78-55, Notre Dame 51-50, then lost to Virginia 60-74

Played in the NIT

4/2/13 vs. Baylor, 76-70 L

Won an NIT game

3/27/13 at Southern Miss 79-62 W

Won two NIT games

2012-13 Washington, 90-79, Mercer 90-79, Southern Miss 79-62

Won three NIT games

2012-13 Advanced to NIT semifinals
1965-66 NIT CHAMPIONS
1950-51 NIT CHAMPIONS

Won a conference tournament

2000-01

Won a regular season conference title

2010-11

Won a conference regular season outright

2007-08

Defeated a ranked team

2/20/14 vs. Gonzaga (25/22), 73-65

Defeated a ranked team at home

2/20/14 vs. Gonzaga (25/22), 73-65

Defeated a ranked team on the road

2/26/11 at SDSU (6/4), 80-67

Was ranked in the top 25 AP Poll

3/14/11 Ranked 10th

Was ranked in the top 25 Coaches Poll

3/29/11 Ranked 13th

Finished season ranked in the top 25 polls

2010-11 10th (AP), 13th (Coaches)

THE STAT CREW SYSTEM
BYU Combined Team Statistics (as of Nov 29, 2014)
All games

RECORD:	OVERALL	HOME	AWAY	NEUTRAL
ALL GAMES	5-2	4-0	0-0	1-2
CONFERENCE	0-0	0-0	0-0	0-0
NON-CONFERENCE	5-2	4-0	0-0	1-2

#	Player	gp-gs	min	avg	Total		3-Point		F-Throw		Rebounds				pf	dq	a	to	blk	stl	pts	avg
					fg-fga	fg%	3fg-fga	3fg%	ft-fa	ft%	off	def	tot	avg								
03	HAWS, Tyler	7-7	215	30.7	50-99	.505	14-33	.424	41-45	.911	6	16	22	3.1	9	0	17	15	4	6	155	22.1
01	FISCHER, Chase	7-7	205	29.3	38-80	.475	27-60	.450	11-15	.733	0	15	15	2.1	12	0	18	15	1	5	114	16.3
20	WINDER, Anson	7-0	172	24.6	38-66	.576	13-23	.565	11-16	.688	5	25	30	4.3	17	0	10	6	3	8	100	14.3
05	COLLINSWORTH, Kyl	6-6	159	26.5	22-50	.440	2-5	.400	20-28	.714	10	23	33	5.5	17	0	32	22	1	17	66	11.0
35	NEILSON, Isaac	7-1	91	13.0	17-34	.500	3-9	.333	11-16	.688	13	12	25	3.6	14	0	4	2	4	4	48	6.9
23	HALFORD, Skyler	6-1	73	12.2	11-27	.407	6-16	.375	6-6	1.000	1	2	3	0.5	7	0	19	12	0	2	34	5.7
15	TOOLSON, Jake	6-0	58	9.7	9-20	.450	8-15	.533	0-0	.000	1	14	15	2.5	4	0	7	2	0	5	26	4.3
41	WORTHINGTON, Luke	7-6	94	13.4	12-21	.571	0-0	.000	5-9	.556	9	8	17	2.4	18	1	1	7	0	5	29	4.1
44	KAUFUSI, Corbin	6-0	64	10.7	6-14	.429	0-0	.000	11-23	.478	11	12	23	3.8	16	0	1	7	4	0	23	3.8
33	AUSTIN, Nate	7-7	156	22.3	8-14	.571	1-3	.333	8-10	.800	12	31	43	6.1	19	2	8	3	2	6	25	3.6
30	NIXON, Dalton	7-0	61	8.7	10-20	.500	1-6	.167	3-3	1.000	3	8	11	1.6	10	0	7	2	1	1	24	3.4
24	BARTLEY IV, Frank	7-0	49	7.0	6-9	.667	0-2	.000	1-4	.250	2	11	13	1.9	3	0	16	5	2	5	13	1.9
12	SHARP, Josh	5-0	37	7.4	3-3	1.000	0-0	.000	2-4	.500	5	4	9	1.8	6	0	2	1	1	3	8	1.6
10	ANDRUS, Ryan	3-0	20	6.7	1-2	.500	0-1	.000	1-2	.500	1	3	4	1.3	1	0	1	1	0	0	3	1.0
02	ELLIS, Jordan	3-0	21	7.0	1-1	1.000	0-0	.000	0-0	.000	0	2	2	0.7	1	0	1	0	0	0	2	0.7
Team											14	5	19				1					
Total.....		7	1475		232-460	.504	75-173	.434	131-181	.724	93	191	284	40.6	154	3	144	101	23	67	670	95.7
Opponents.....		7	1475		182-430	.423	55-154	.357	121-170	.712	81	159	240	34.3	154	1	87	123	35	52	540	77.1

TEAM STATISTICS	BYU	OPP	Date	Opponent	Score	Att.
SCORING	670	540	11/14/14	LONG BEACH STATE	w 95-90	16778
Points per game	95.7	77.1	11/18/14	ARKANSAS-LITTLE ROCK	w 91-62	12469
Scoring margin	+18.6	-	11/19/14	SOUTHERN VIRGINIA	w 101-48	13099
FIELD GOALS-ATT	232-460	182-430	11-24-14	vs SAN DIEGO STATE	Lo2 87-92	2400
Field goal pct	.504	.423	11-25-14	vs Chaminade	w 121-85	2400
3 POINT FG-ATT	75-173	55-154	11-26-14	vs PURDUE	Lot 85-87	2400
3-pt FG pct	.434	.357	11/29/14	EASTERN KENTUCKY	w 90-76	16770
3-pt FG made per game	10.7	7.9	* - Conference game			
FREE THROWS-ATT	131-181	121-170				
Free throw pct	.724	.712				
F-Throws made per game	18.7	17.3				
REBOUNDS	284	240				
Rebounds per game	40.6	34.3				
Rebounding margin	+6.3	-				
ASSISTS	144	87				
Assists per game	20.6	12.4				
TURNOVERS	101	123				
Turnovers per game	14.4	17.6				
Turnover margin	+3.1	-				
Assist/turnover ratio	1.4	0.7				
STEALS	67	52				
Steals per game	9.6	7.4				
BLOCKS	23	35				
Blocks per game	3.3	5.0				
ATTENDANCE	59116	7200				
Home games-Avg/Game	4-14779	0-0				
Neutral site-Avg/Game	-	3-2400				

Score by Periods	1st	2nd	OT	OT2	Totals
BYU	298	348	13	11	670
Opponents	251	258	15	16	540