



## GAME 21 VS. BYU

**Date/Tipoff:** Sat., Jan. 18, 2014 / 7 pm Pacific  
**Where:** Leavey Center  
**TV:** Comcast, W.tv (Glen Kuiper, Dan Belluomini)  
**Audio:** KLIV 1590 AM, SantaClaraBroncos.com  
**Series Record:** BYU leads 19-5  
**First Meeting:** at BYU won 65-59 Dec. 21, 1951  
**Last Meeting:** BYU won 96-79 on Feb. 2, 2013  
**In Santa Clara:** BYU leads 7-2 (2-11 A, 1-1 N)

## Santa Clara Broncos

**Head Coach:** Kerry Keating, 7th year (Seton Hall, 1993)  
**2013-14:** 10-10, 3-4 (6-4 H, 3-5 A, 1-1 N)  
**Santa Clara/Overall Record:** 110-112 (7th Year)  
**Associate Coach:** Sam Scholl  
**Assistant Coaches:** Jesse Pruitt, Kyle Schwan

## BYU Cougars

**Coach:** Dave Rose (Houston, 1983, 8th season)  
**2013-14 Record:** 12-7, 4-2 WCC (8-1 H, 2-5 A, 2-1 N)  
**BK SID:** Kyle Chilton (kyle\_chilton@byu.edu)

## Santa Clara Hosts BYU Saturday

Santa Clara (10-10, 3-4) hosts BYU (12-7, 4-2) on Sat., Jan. 18 at 7 pm. The BYU game will be shown as the Comcast SportsNet Bay Area and also be shown live on TheW.tv with Glen Kuiper and Dan Belluomini making the call. The game will also be broadcast live on KLIV 1590 AM and SantaClaraBroncos.com as part of the Bronco Radio Network. Anthony Passarelli is in his seventh season as the Broncos' play-by-play announcer.

Santa Clara is 5-19 vs. BYU all-time and has lost eight straight games to the Cougars. The Broncos' last series win came on Dec. 2, 1972 when they defeated the No. 15 Cougars, 66-64, in Provo. BYU also owns a 7-2 record in games played in Santa Clara winning seven straight contests. The Broncos haven't beaten BYU on its home court in over 52 years. They posted wins on consecutive days in the first two meetings in Santa Clara, 64-53, on Dec. 8, 1961 and the next day with a 71-55 victory.

The Broncos are coming off a 69-66 loss to San Diego at home on Jan. 16. Brandon Clark scored 21 points. It was his 11th time scoring 20+ this season. Prior to

### MOST 20+ PT GAMES, SEASON (SINCE '00-'01)

- 20 .... Kevin Foster ('12-'13)
- 16 .... Kevin Foster ('10-'11)
- 13 .... John Bryant ('08-'09)  
13 .... John Bryant ('07-'08)  
13 .... Travis Niesen ('05-'06)
- 11 ... Brandon Clark ('13-'14)  
11..... Marc Trasolini ('12-'13)  
11..... Kevin Foster ('08-'09)
- 10 .... Doron Perkins ('04-'05)

this year, Clark hadn't scored 20+ points in a college or high school game since he scored 29 in an AAU game in eighth grade. Clark has scored almost one-fourth of his points at the free throw line this year, hitting 84.3 percent (86 of 102). He is No. 20 nationally in total points scored this season with 351.

Jared Brownridge is No. 15 nationally in three-point field goal percentage (45.6) and that makes him No. 2 among freshmen nationally. His 2.9 threes per game are good enough for fourth-best among freshmen across the country. He has led the Broncos in scoring eight times this year and has scored

### All-time Bronco-Cougar Series

Date	Score
12/21/51	at BYU 64, SCU 59
12/22/51	at BYU 66, SCU 61
2/7/53	SCU 72, BYU 64*
12/19/58	at BYU 80, SCU 59
12/20/58	at BYU 75, SCU 65
12/8/61	vs. SCU 64, BYU 53
12/9/61	vs. SCU 71, BYU 55
12/18/64	at BYU 102, SCU 82
12/19/64	at BYU 109, SCU 80
12/17/65	BYU 103, vs. SCU 85
12/18/65	BYU 87, vs. SCU 79
12/22/67	SCU 80, at BYU 75
12/23/67	at BYU 91, SCU 46
12/22/70	BYU 68, vs. SCU 67
12/1/72	at No. 15 BYU 84, SCU 73
12/2/72	SCU 66, at No. 12 BYU 64
12/30/86	BYU 77, vs. SCU 66
12/29/94	BYU 76, vs. SCU 55 &
12/30/03	BYU 68, vs. SCU 66
12/31/04	at BYU 87, SCU 74
1/14/12	at BYU 95, SCU 78
2/18/12	BYU 82, vs. SCU 67
1/12/13	BYU 82 vs. SCU 64
2/2/13	at BYU 96 vs. SCU 79

\* - Cow Palace Daly City, CA & - San Jose, Calif.

### Michelle Schmitt Young, Santa Clara Basketball SID

WORK: (408) 544-2114 • CELL: (408) 642-9117 • E-MAIL: mschmitt@scu.edu

## 2013-14 Santa Clara Schedule/Results


Date	Opponent	Time/Results
Nov. 2	SAN DIEGO CHRISTIAN # \$	89-60
Nov. 8	BETHESDA >	84-39
Nov. 12	SAN JOSE STATE =	89-77
Nov. 16	at CSU Fullerton \$	73-86
Nov. 22	at Notre Dame < >	69-84
Nov. 29	NORTH DAKOTA ST. & \$	85-91
Nov. 30	RICE & =	66-67
Dec. 5	at CSU Bakersfield >	60-42
Dec. 7	at Cal Poly \$	53-64
Dec. 14	LA SIERRA \$	97-61
Dec. 16	RADFORD > +	75-62
Dec. 18	SACRED HEART + =	70-61
Dec. 22	vs UNLV \$	71-92
Dec. 23	vs. South Florida ^ >	66-65
Dec. 28	at No. 24 Gonzaga *! \$	60-74
Dec. 30	at Portland *?>	76-68
Jan. 2	PEPPERDINE *?>	61-70
Jan. 4	LNU *@ \$	OT 86-81
Jan. 9	at Saint Mary's *@?>	57-55
Jan. 11	at Pacific *@? \$	68-80
Jan. 16	SAN DIEGO >	66-69
Jan. 18	BYU *@? \$	7 p.m.
Jan. 25	at San Francisco *@? \$	5 p.m.
Jan. 29	GONZAGA *@? =	8 p.m.
Feb. 1	PORTLAND *? =	7 p.m.
Feb. 6	at BYU *! =	8 p.m.
Feb. 8	at San Diego *@? \$	7 p.m.
Feb. 15	SAN FRANCISCO *! \$	8 p.m.
Feb. 20	PACIFIC *? >	7 p.m.
Feb. 22	SAINT MARY'S *@? \$	1 p.m.
Feb. 27	at LNU *@? =	8 p.m.
Mar. 1	at Pepperdine *?.	5 p.m.
Mar. 6-11	WCC Tournament \$	TBA

All times Pacific and subject to change.

Home games are in **BOLD CAPS** and played at the Leavey Center. # - Exhibition game; <-ESPN3; + - Continental Tire Las Vegas Classic (games at SCU); ^ - Continental Tire Las Vegas Classic (games at Orleans Arena in Las Vegas); \* WCC; ! - ESPN; ^ - CBS Sports Network; ? - TheW.tv; @ - CSN Bay Area/CA & 47th Annual Cable Car Classic

Bronco Radio Network: = KDOW 1220 AM; \$ KLIV 1590 AM;

## SANTA CLARA'S PROBABLE STARTING FIVE




E. Roquemore

PPG 11.6  
RPG 3.6  
APG 3.5




B. Clark

PPG 17.6  
RPG 2.8  
APG 3.6



J. Brownridge

PPG 16.0  
RPG 2.4  
APG 2.5



J. McArthur

PPG 3.9  
RPG 3.8  
APG 1.3



Y. Atanga

PPG 3.0  
RPG 4.9  
BPG 1.0

## 2013-14 Santa Clara Basketball Roster

No.	Name	Pos.	Hgt.	Wgt.	Yr.	Hometown/High School (Last School)
0	Jerry Brown	F	6-7	220	Sr.	Richmond, Calif. / Sacred Heart Cathedral Prep (Fresno State)
3	Brandon Clark	G	6-0	170	Jr.	East Chicago, Ind. / Merrillville
4	Jarvis Pugh	G	6-6	195	Fr.	Murphy, Texas / Plano East
5	Jalen Richard	G	6-3	188	Fr.	San Tan Valley, Ariz. / Poston Butte
20	Denzel Johnson	G	6-3	192	Jr.	Fresno, Calif. / Clovis West
22	Julian Clarke	G	6-3	197	Jr.	Toronto, Canada / Oakwood Collegiate
23	Jared Brownridge	G	6-2	195	Fr.	Aurora, Ill. / Waubonsie Valley
24	Evan Roquemore	G	6-3	180	Sr.	Henderson, Nev. / Foothill
25	John McArthur	F	6-9	228	Sr.	Danville, Calif. / De La Salle
30	Andrew Papenfus	F	6-5	215	RS-Jr.	Snowmass, Colo. / Aspen (Hawaii-Hilo)
35	Robert Garrett	C	7-0	260	Jr.	Vallejo, Calif. / Sacramento
43	Nate Kratch	F	6-6	223	RS-Fr.	Watertown, Minn. / Watertown-Mayer
44	Yannick Atanga	F	6-8	225	Jr.	Yaounde, Cameroon / Besant Hill School of Happy Valley (Ojai, Calif.)
50	Emmanuel Ndumanya	C	6-9	260	Fr.	Anambra, Nigeria / Junipero Serra

**Head Coach:** Kerry Keating, 7th season (Seton Hall '93)

**Associate Coach:** Sam Scholl, 7th season (San Diego '01)

**Assistant Coaches:** Jesse Pruitt, 2nd season (UC Davis '05)

Kyle Schwan, 1st season (Northern State University, '08)

**DBO:** Brandon Rosenthal, 1st season (St. John Fisher College, '10)

**Video Coordinator:** Kyle Bailey, 1st season (Santa Clara '05)

**Head Strength & Conditioning Coach:** Evan Van Becelaere, 1st season (Kansas, '13)

double-digits in 15 games. All-time leading scorer Kevin Foster scored 20+ points 11 times his freshman season and Brownridge has done it eight times already this year - second-best for a freshman since 1990-91.

The Broncos were 9-7 last season in league play, finishing fourth. With the five Bronco seniors graduating in June of 2013, they took with them a huge chunk: *13,455 minutes played, 6,188 points scored, 2,149 rebounds, 705 assists and 492 steals.*

### Broncos

Three Broncos average double figures: Brandon Clark, Jared Brownridge and Evan Roquemore. Clark leads the team with 17.6 ppg and 3.55 apg. This season he has scored 20+ 11 times, including a career-high 32 points vs. North Dakota State on Nov. 29; and he has scored 20+ in six of seven WCC games this season. Scoring 30 points vs. Sacred Heart on Dec. 18, he is the 13th Bronco in school history to have multiple 30+ point games in a single season. During a four-game span this season (Nov. 12-29), Clark scored 21+ points in each game; and he was the fourth Bronco player since 2007-08 to accomplish this feat.

Brownridge is second with 16.0 ppg as the top scoring freshman in the West Coast Conference. He has scored 20+ eight times this season already, including three times in WCC play; and just barely missed 20 vs. USD on Jan. 16 (19 points). Brownridge leads the Broncos in threes made (57) and attempted (125), and he is shooting 45.6 percent beyond the arc. He is averaging a team-leading 2.9 threes per game which is right up there with GU's Kevin Pangos (2.9).

Roquemore is third with 11.6 ppg and is second on the team with 3.53 apg. Already the school record holder for a single season with assists (2012-13), he now owns the career school record for assists with 553. His 20 points and five three pointers were a season-high at Portland on Dec. 30.

Jerry Brown, a graduate transfer from Fresno State, leads the team with 6.1 rpg and is fourth with 8.2 ppg. He scored the Broncos lone double-double this year vs. SJSU (16 pts., 10 reb., Nov. 12, 2013). Brown is working on a Master's in Communication as he redshirted his sophomore year at Fresno. He came off the bench the first four games this year and started 12 straight contests until he came off the bench the past four games. He has scored 693 career points with 474 rebounds, including 154 points and 116 rebounds with the Broncos.

### Top Two

The Santa Clara - BYU game will feature the league's top two scorers. Tyler Haws is scoring 21.5 ppg in league play for BYU, while Brandon Clark enters the game with 20.7 ppg. Haws leads the WCC in overall play with 22.6 ppg and Clark is No. 3 with 17.6 ppg. Clark has scored 20+ points in six of seven WCC games this year. Prior to this year, Clark hadn't scored 20+ points in a game since eighth grade AAU when he scored 29.

Haws is fifth at BYU with 40 career 20 point games and is tied for seventh with seven career 30-point games. He has scored in double figures in all 17 games played this season. He scored 15 points in BYU's 83-75 win at USF on Jan. 16.

Clark scored a WCC career-high with 26 points vs. LMU on Jan. 4 (career high is 32 vs. North Dakota State on Nov. 29). Half of Clark's points vs. the Lions came at the free throw line, as the East Chicago, Ind. native went 13 of 14 from the free throw line. Clark's 13 free throws made are matched only by Gonzaga's Kevin Pangos' 13 made vs. Dayton on Nov. 25, 2013 as the top two WCC performances this year. Santa Clara's top three most-recent performances at the free throw line have all come vs. LMU. Kevin Foster was 13 of 13 at LMU on Jan. 29, 2011 in SCU's 79-72 victory. Marc Trasolini was 17 of 20 from the charity stripe on Feb. 24, 2011 in SCU's 94-88 double overtime victory vs. LMU.

### Illinois

Jared Brownridge has already hit 57 threes this season, which is eight more than Steve Nash hit his entire rookie season (49). The 57 threes tie him at No. 3 with Evan Roquemore (2010-11) on the freshman records list. He needs three more to pass No. 2 James Rahon (59, 2008-09). The freshman school record was set by Kevin Foster in 2008-09 when he crushed 85.

If the season finished today, Brownridge would break the freshman school record for points per game and three point field goal percentage. Those records belong to Kurt Rambis and Nash. Brownridge is averaging 16.0 ppg and Rambis averaged 15.3 (1973-77). He is scoring 45.6 percent of his threes and Nash averaged 40.8 percent (1992-93).

Brownridge collected seven three pointers on a night where he shot 8 of 15 from the field with a game-high seven assists in the win vs. La Sierra

### Pronunciation Guide

Yannick Atanga	Yah-nick A-tan-gah
Julian Clarke	Clark
Emmanuel Ndumanya	E-man-u-l N-do-my-ah
Nate Kratch	rhymes with Scratch
Andrew Papenfus	Pap'in'fos
Jarvis Pugh	Pugh rhymes with shoe
Evan Roquemore	Rock-i-more

on Dec. 14. The seven threes by Brownridge broke the Bronco freshman record set by Nash back in 1993 (6 vs. CS Stanislaus, 1-5-93). Brandon Rohe (6, vs. Mississippi State Valley, 12-27-02) and Calvin Johnson (6, vs. Cal Poly, 12-10-05) later matched it. It is the most threes hit by a Bronco since WCC record holder Foster scored nine vs. Air Force on March 18, 2011.

Jared Brownridge has started all 20 games this season and he has scored 18+ points in 10 games thus far, including 12 games with 3+ threes made and 15 double-figure games. Much of his scoring has been beyond the arc as Brownridge has collected 5+ threes three times. Foster accomplished this feat three times in his 33-game rookie season (5 vs. Arizona, Nov. 25, 2008; at Saint Mary's, Jan. 9, 2009; and at LMU, Feb. 14, 2009). All told, Foster scored seven threes twice, eight threes twice and nine threes once (the school record for a single game).

In the final non-conference game vs. South Florida on Dec. 23, Santa Clara went on a 13-3 run as Brownridge hit a three with 53.8 seconds left to give SCU a one-point lead and then iced it with a pair of free throws with 10.8 ticks left to lead the Broncos to a 66-65 victory. He also scored eight straight Bronco points late in the second half of the Portland win on Dec. 30 to help seal the victory and scored the game-winning three with 1.2 seconds left on the clock at Saint Mary's on Jan. 9.

In his first three collegiate basketball games, Brownridge was in elite company at SCU. Only three players since the 1999-2000 season have scored more points in the first three games of the season and Brownridge is the only first-year player among them. In his junior year John Bryant collected 75 points in three games at the outset of the 2007-08 season and Travis Niesen tallied 68 points during the first three games of his 2005-06 senior campaign. Foster went for 65 in the first three games last season. Foster also scored 62 points in 2009 but it took him four team games after he missed the third contest of the season.

## Passing the Ball

Evan Roquemore enters the BYU game with 553 career assists, a Bronco school record, and that total is No. 10 all-time on the WCC list. He needs three assists to pass former Zag John Stockton at No. 9 on the WCC list (554, 1980-84). Roquemore broke the Bronco career assists record vs. Radford on Dec. 16 with a dandy dish to Jared Brownridge in the first half, topping Brian Jones (517, 1996-2001). Last year Roquemore set the single season assists record with 196, topping John Woolery (190, 1993-94).

Roquemore is just the third player in school history to score 1,500+ points and collect 500+ assists. The other two were Brian Jones (1,722 points, 517 assists, 1996-01) and two-time NBA MVP Steve Nash (1,689 points, 510 assists, 1992-96). Nash was named the WCC Player of the Year in 1995 and '96 and Jones was a three-time All-WCC First Team honoree.

Roquemore has collected an assist in 122 of 123 career games. He was credited with no assists in SCU's 64-53 loss at Cal Poly on Dec. 7. Looking back, Jones missed an assist in just three games (Dec. 21, 1996 at Pacific, Jan. 22, 1997 at USF; and March 4, 2000 vs. USF). Jones only had one game his final three years without an assist (USF, 2000). Nash had eight games his freshman year with no assists, but the final three years of his career he had at least one assist in every game he played in during his Bronco

### Career Assists

1. Evan Roquemore (2010-)	553
2. Brian Jones (1996-01)	517
3. Steve Nash (1992-96)	510
4. Brody Angley (2004-2008)	506
5. Eddie Joe Chavez (1974-78)	482
6. Kevin Foster (2008-13)	464
7. Kyle Bailey (2001-05)	452
8. Steve Kenilvort (1982-86)	423
9. John Woolery (1990-94)	422
10. Harold Keeling (1981-85)	344

*Assist records kept only since 1973-74*

### Career 1,000 Points Scored

1. Kevin Foster (2008-13)	2,423
2. Kurt Rambis (1976-80)	1,736
3. Harold Keeling (1981-85)	1,731
4. Brian Jones (1996-01)	1,722
5. Marc Trasolini (2008-13)	1,699
6. Steve Nash (1992-96)	1,689
7. Dennis Awtrey (1967-70)	1,675
7. John Bryant (2005-09)	1,667
9. Londale Theus (1976-80)	1,643
10. Ken Sears (1951-55)	1,586
11. Kyle Bailey (2001-05)	1,571
12. Evan Roquemore (2010-)	1,514
13. Mike Stewart (1970-73)	1,446
14. Bud Ogden (1966-69)	1,437
15. Nick Vanos (1981-85)	1,399
16. Mike Gervasoni (1964-67)	1,393
17. Travis Niesen (2002-06)	1,380
18. Jens Gordon (1985-89)	1,356
19. Marlon Gamett (1993-97)	1,346
20. Ralph Ogden (1967-70)	1,280
21. Mitch Burley (1985-89)	1,258
22. Frank Sobrero (1957-60)	1,256
23. Ron Reis (1988-92)	1,246
24. Nathan Fast (1996-00)	1,182
25. Scott Lamson (1981-85)	1,120
26. Raymond Cowels III (2009-13)	1,090
27. Brody Angley (2004-08)	1,074
28. Dan Weiss (1984-88)	1,070
29. DeWayne Lewis (1990-94)	1,032
30. Jim Young (1951-54)	1,016
31. Glen Hubbard (1972-76)	1,012

### Career Free Throws Made

1. Ken Sears (1951-55)	470
2. Evan Roquemore (2010-)	454
Kevin Foster (2008-13)	450
4. Brian Jones (1996-01)	414
5. Bud Ogden (1966-69)	385
6. Marc Trasolini (2008-13)	383
Dennis Awtrey (1967-70)	383
8. Harold Keeling (1981-85)	381
9. Mike Stewart (1970-73)	376
10. Mike Gervasoni (1964-67)	371

### Career Minutes Played

1. Kevin Foster (2008-13)	4,212
2. Evan Roquemore (2010-)	3,940
3. Kyle Bailey (2001-05)	3,897
4. Marc Trasolini (2008-13)	3,824
5. Brody Angley (2004-08)	3,670
6. Steve Kenilvort (1982-86)	3,633
7. Brian Jones (1996-01)	3,477
8. Mitch Burley (1985-89)	3,469
9. Steve Nash (1992-96)	3,402
10. Harold Keeling (1981-85)	3,317

### Freshman Threes Made

1. Kevin Foster (2008-09)	85
2. James Rahon (2008-09)	59
3. Jared Brownridge (2013-14)	57
Evan Roquemore (2010-11)	57
5. Brandon Rohe (2002-03)	51
6. Steve Nash (1992-93)	49
7. Raymond Cowels III (2009-10)	46
8. Kyle Bailey (2000-01)	44
9. Calvin Johnson (2005-06)	41
10. Robert Smith (2009-10)	40

### Freshman Scoring Average

Jared Brownridge (2013-14)	15.8
1. Kurt Rambis (1976-77)	15.3
2. Kevin Foster (2008-09)	14.7
3. Brian Jones (1996-97)	13.9
4. Londale Theus (1976-71)	13.1
5. Vestor Robinson (1973-74)	12.6
6. Robert Smith (2009-10)	12.1
7. Evan Roquemore (2010-11)	11.6
8. Korky Nelson (1975-76)	11.5
9. Mark McNamara (1977-78)	11.4
10. James Rahon (2008-09)	11.3

## The Last Time a Bronco ... Scored 30 or more points

Brandon Clark (30), vs. Sacred Heart, Dec. 18, 2013

## Totaled 15 or more rebounds

Yannick Atanga (16), at Portland, Feb. 23, 2013

## Recorded a double-double (pts./reb.)

Jerry Brown (16/10), vs. San Jose State, Nov. 12, 2013

## 2 Recorded a double-double (pts./rebs)

Marc Trasolini (16/10), vs. LMU, Feb. 11, 2010

Troy Payne (12/10), vs. LMU, Feb. 11, 2010

## Recorded a 20-point, 20-rebound game

John Bryant (24/27), vs. USD, March 7, 2009

## 3+ Players with 4+ Threes

Kevin Foster (3), Evan Roquemore (4), Brandon Clark (4), at LMU, Jan. 12, 2013

## The Last Time the Broncos ... Scored 100 or more points

vs. Simpson (106), 11/10/12

## Allowed 100 or more points

vs. Loyola Marymount (104), 2/23/91

## Had 50 or more rebounds

vs. San Jose State (50), 11/19/11

## Had 25 or more assists

vs. Eastern Washington (25), 11/23/12

## Had 10 or more steals

vs. La Sierra (11), 12/15/13

## Had 10 or more blocks

vs. LMU (11), 1/29/09

## Six score in double figures

at CSU Northridge, 12/22/10

## Five score in double figures

at BYU, 2/2/13

## Four score in double figures

vs. San Jose State, 11/12/13

## Defeated an opponent by 20 or more

vs. La Sierra (38), 12/15/13

## Defeated a ranked opponent

vs. North Carolina (#4), 77-66, 11/19/04

## Defeated a top-10 ranked opponent

vs. North Carolina (#4), 77-66, 11/19/04

## All-Time vs. AP Top-25

vs. #1-25:	19-86
vs. #1-20:	19-74
vs. #1-10:	9-52
vs. #1-5:	4-32
vs. #1:	0-12

(last mtg. vs. No. 1: @Duke won 90-77 12/29/12)

## Highest AP Top-10 win

#4 twice	UCLA, 1995;
	North Carolina, 2004

## First win over a ranked team

1950.....San Francisco #15

## First AP Top-10 win

1964.....San Francisco #5

## Last AP Top-10 win

2004.....North Carolina #4

career.

Roquemore has a chance to break four more Bronco career records this year. Entering the BYU game, he is No. 2 in free throws made (454) and No. 2 in minutes played (3,940). He started his 100th career game vs. USF and played in his 123rd game vs. San Diego (No. 8). The games started career record was set last year by Kevin Foster (125) along with the minutes played record (4,212). The games played record was broken last year by Raymond Cowels III and Marc Trasolini (137).

With 454 career free throws made, Roquemore needs to make 17 to break the school record set by Ken Sears (470, 1951-55).

The team's lone 1,000+ career point scorer, Roquemore missed the first four games with a

back injury. Roquemore sits at No. 12 with 1,514 career points. He needs 58 points to pass No. 11 Kyle Bailey (1,571, 2001-05) and with 73 points he will pass No. 10 Ken Sears (1,586 points, 1951-55). Last year's Bronco team was the first team in WCC history to feature four 1,000 point career scorers. Along with Roquemore, the team had Foster (No. 1, 2,423 points), Trasolini (No. 5, 1,699 points) and Cowels III (No. 26, 1,090 points).

Brandon Clark will most likely be the next Bronco to reach 1,000 career points as he has 836. He would be the 31st Bronco with 1,000 plus points in his career and the seventh 1,000 point scorer under head coach Kerry Keating.

## 2013-14 Game-by-Game Starting Lineups

Date	Opponent	Score	G	G	G	F	C
11/08	vs. Bethesda	84-39	B. Clark	Brownridge	Richard	McArthur	Atanga
11/12	vs. San Jose State	89-77	B. Clark	Brownridge	Richard	McArthur	Atanga
11/16	at Cal State Fullerton	73-86	B. Clark	Brownridge	Richard	McArthur	Atanga
11/22	at Notre Dame	69-84	B. Clark	Brownridge	Johnson	McArthur	Atanga
11/29	vs. N.D. State	85-91	Roquemore	Brownridge	B. Clark	Brown	Garrett
11/30	vs. Rice	66-67	Roquemore	Brownridge	B. Clark	Brown	Garrett
12/5	at CSU Bakersfield	60-42	Roquemore	Brownridge	B. Clark	Brown	Kratch
12/7	at Cal Poly	53-64	Roquemore	Brownridge	B. Clark	Kratch	Brown
12/14	vs. La Sierra	97-61	Roquemore	Brownridge	B. Clark	Kratch	Brown
12/16	vs. Radford	75-62	Roquemore	Brownridge	B. Clark	Kratch	Brown
12/18	vs. Sacred Heart	70-61	Roquemore	Brownridge	B. Clark	Kratch	Brown
12/22	vs. UNLV	71-92	Roquemore	Brownridge	B. Clark	Kratch	Atanga
12/23	vs. South Florida	66-65	Roquemore	Brownridge	B. Clark	McArthur	Brown
12/28	at No. 24 Gonzaga	60-74	Roquemore	Brownridge	B. Clark	McArthur	Brown
12/30	at Portland	76-68	Roquemore	Brownridge	B. Clark	McArthur	Brown
1/2	vs. Pepperdine	61-70	Roquemore	Brownridge	B. Clark	McArthur	Brown
1/4	vs. LMU OT	86-81	Roquemore	Brownridge	B. Clark	McArthur	Atanga
1/9	at Saint Mary's	57-55	Roquemore	Brownridge	B. Clark	McArthur	Atanga
1/11	at Pacific	68-80	Roquemore	Brownridge	B. Clark	McArthur	Atanga
1/16	vs. San Diego	66-69	Richard	Brownridge	B. Clark	McArthur	Atanga

## Stop

Yannick Atanga is No. 6 with 82 career blocks. He needs 12 blocks to pass No. 5 Kurt Rambis (93, 1976-80). Atanga has 20 blocks this year to lead the team, including at least a single block in 15 of 20 games.

After leading the league in rebounds last year, Atanga is No. 2 on the team in rebounds this year with 4.9 rpg and has collected 10+ boards in 11 career games. A native of Yaounde, Cameroon, Atanga spent time playing this past summer with the Cameroon National Team in China as part of a four-nation tournament. Playing basketball since he was 12 years old and now sporting a 7'4" wing span, Atanga dreams one day of working for the United Nations as a peacekeeper in Africa.

Robert Garrett is No. 7 all-time with 73 career blocks as he has 12 blocks this season. He passed Brendan Groves (70, 1994-96) when he scored three blocks vs. Pepperdine. Jerry Brown is second on the team with 16 blocks and Nate Kratch is No. 4 with 13.

## Find It Yet?

Santa Clara won 76-68 on Dec. 30 at Portland. Santa Clara's three guards, Evan Roquemore, Brandon Clark and Jared Brownridge, scored 20 points each, including each hitting 5 of 6 from the free throw line in the win over the Pilots. While a number of Bronco teams have featured 20+ points from two Bronco players in a single game, no trio has scored 20+ points in a single game dating back to 1991-92. No guard trio is believed to have scored 20+ points each in a single game in school history.

## J This, J That

The Broncos team this year features six players whose first name starts with a "J". The six are: John (McArthur), Julian (Clarke), Jerry (Brown), Jared (Brownridge), Jarvis (Pugh) and Jalen (Richard). The Broncos also have two Clarke/Clark's: Julian Clarke and Brandon Clark. They also have a Brown (Jerry) and a Brownridge (Jared).

The Broncos roster showcases four players from California. They also have one player each from the following states: Minnesota, Texas, Indiana, Arizona, Colorado and Illinois. SCU also feature players from Canada (Julian Clarke), Cameroon (Yannick Atanga) and Nigeria (Emmanuel Ndumanya).

## Kratch

Nate Kratch made his first three on his first attempt in his first game for the Broncos. It should come as no surprise as Kratch comes from a very athletic family. His dad, Bob, played football at Iowa and later won a Super Bowl ring with the NY Giants in 1991. His mother Kristi was a high jumper at Iowa and cleared a personal best of 5'11". His older brother Colby played tight end at Toledo University and is now a graduate assistant for the Rockets. His younger sister MacKenzie, 18, strives to be a Division I hockey player next year. His maternal grandmother played professional basketball for the Redheads and was inducted into the Professional Basketball Hall of Fame in New York City at Madison Square Garden last year. She once scored 70 points in a high school game. And finally, his paternal grandfather played baseball at Long Island University and two Kratch Uncles played football at Cornell and Central College.

## Thanksgiving

Santa Clara will travel to Orlando next Thanksgiving for the Old Spice Classic. The eight-team field will feature Michigan State and Kansas, along with Santa Clara, Georgia Tech, Marquette, Rider, Tennessee and Xavier. The ninth annual event will be held Thanksgiving weekend, Thursday, Friday and Sunday, Nov. 27, 28 and 30, 2014 at the HP Field House at ESPN Wide World of Sports Complex near Orlando, Fla.

## Quick Look Back



## Santa Clara Head Coach Kerry Keating

Entering his seventh season at SCU, Kerry Keating led the Broncos to 24+ victories for the second time in three years in 2012-13. Collecting a 26-12 record, the Broncos won the CBI post-season tournament after winning the CIT in 2011. The Broncos final RPI was No. 68 and record-wise, they claimed the biggest turnaround in Division I basketball this year. The 26 wins were just one shy of the school record set by the 1968-69 team who collected 27 wins. He has a 100-102 record in his six years at SCU. He is the third-winningest coach in the last 12 years in the WCC behind Gonzaga's Mark Few and Saint Mary's Randy Bennett.

SCU won 26 games in 2012-13 after winning 21 regular season games for the first time in almost 20 years on the Mission campus. Keating coached two first-team All-WCC members in Marc Trasolini and Kevin Foster. Foster finished as the second-all-time leading scorer in WCC history. In addition to their success on the court, all five seniors graduated in June as well. Keating has seen all 19 of his seniors graduate from Santa Clara during his tenure.

The Broncos combined to break 22 school and WCC records in 2012-13. Foster broke the all-time WCC record for threes made, finishing tied for fourth in Division I history with 431. The Broncos broke eight individual career records and five individual season records. As a team the Broncos broke eight season records as well. They also led the West Coast Conference in two team categories and two individual categories overall and two team categories and three individual categories in league games.

Keating enjoyed one of Santa Clara's most successful seasons in 2010-11, leading the Broncos to 24 wins – the second most in school history – and the CollegiateInsider.com Post-Season Tournament Championship. Foster was named to the All-WCC First Team and an NABC All-District honoree; Evan Roquemore was named to the Freshman All-WCC Team and Troy Payne was named the WCC Defensive Player of the Year.

The Broncos also set eight team records, seven individual season records, two individual career records and four freshman individual records in 2010-11. Foster's 140 threes were No. 1 nationally and No. 9 all-time in the NCAA. Both Foster and Trasolini scored their 1000th point in 2011 as well. All four seniors – Ben Dowdell, Troy Payne, Nate Mensah and Michael Santos – graduated in June 2011.

Keating led the Broncos to 11 wins in 2009-10 and a fifth-place finish in the league. Trasolini was named all-league and Robert Smith was named to the Freshman All-WCC team.

Keating led the Broncos to 11 wins in 2009-10 and a fifth-place finish in the league. Marc Trasolini was named all-league and Robert Smith was named to the Freshman All-WCC team.

In 2008-09, Keating led the Broncos to 16 wins and a trip to the West Coast Conference Tournament semi-finals. In addition to Bryant being named the WCC Player of the Year, Kevin Foster was named the WCC Newcomer of the Year. Three Broncos were named to the WCC All-Freshman team with the trio breaking 10 Bronco freshmen records.

It was a record-setting year for the Broncos, who won the 2008 Cable Car Classic with an 89-88 overtime win vs. UTEP. Bryant became the first Bronco in school history to score 1,600+ points, grab 1,100+ rebounds and block 200+ shots. Bryant finished his career at Santa Clara No. 1 in rebounds (1,152), No. 1 in blocks (246) and No. 6 in scoring (1,667). He was No. 1 in the country in double-doubles, rebounds per game and total rebounds during regular season play.

Foster's 85 three-pointers in 2009-10 broke two-time NBA MVP Steve Nash's Bronco record. Nash set the SCU record in 1995 when he made 84. Foster also broke the single season record for three pointers attempted with 232, breaking the Bronco record set by Kyle Bailey in 2005 when he attempted 198. In addition, Marc Trasolini broke the Bronco record for single season shooting percentage, hitting 68.1% - shattering a 37-year old record set by Mike Stewart in 1972 when Stewart shot 64.7%. Michael Santos and Ben Dowdell were both named to the WCC Academic Honor Roll with the men's team posting a 3.1 GPA in the Spring 2009 quarter.

Keating's first Bronco team won 15 games in 2007-08, finishing fourth in the WCC as the eight-team league sent a record three teams to the 2008 NCAA Tournament. Both Brody Angley and John Bryant were named to the WCC First Team. Angley

broke the school record for minutes played in a season; and Bryant led the WCC in blocks and rebounds and was second in scoring. Bryant broke the SCU career blocks record, entering his senior year with 162, and single season record for blocks with 76 his junior year. Mitch Henke was named the WCC Postgraduate Male Athlete of the Year.

Keating was named the 14th men's basketball coach in Santa Clara history on April 6, 2007 and was introduced to the media at a press conference on April 9, 2007. Keating came to Santa Clara after serving four seasons as an assistant coach at UCLA, helping the Bruins to Final Four appearances in 2006 and '07. Keating is only the fifth SCU head coach since Bob Feerick

took the reigns of the program in 1950 and the first Bronco men's basketball head coach to be hired without having attended or coached as an assistant at SCU since 1926 when Harlan Dykes was hired as head coach.

### What Keating's Gathered from Former Bosses

**P.J. Carlesimo:** Defense  
**Dave Odom:** Honesty  
**Jan Van Breda Koff:** Offensive Schemes  
**Buzz Peterson:** Personality  
**Ben Howland:** One Track Mind (Win)

### Bronco Highs and Lows under Keating

Category	Stat	Date
<b>Most Points</b>	106 vs. Simpson	Nov. 10, 2012
<b>Fewest Points</b>	42 at Gonzaga	Feb. 20, 2013
<b>Most Points Allowed</b>	96 at BYU	Feb. 2, 2013
<b>Fewest Points Allowed</b>	32 vs. Sacramento St.	Dec. 6, 2008
<b>Field Goal % High</b>	71.8 at Sacramento St.	Nov. 25, 2007
<b>Field Goal % Low</b>	27.7 at San Diego St.	Nov. 19, 2009
<b>3-Pt. FGM High</b>	14 3x (at USF)	Jan. 17, 2013
<b>3-Pt. FGM Low</b>	1 2x (last: San Diego)	Jan. 11, 2009
<b>3-Pt. FGA High</b>	37 vs. USF	Jan. 8, 2011
<b>3-Pt. FGA Low</b>	4 2x (last: at Gonzaga)	Feb. 20, 2013
<b>FT Made High</b>	37 vs. LMU	Feb. 22, 2011
<b>FT Made Low</b>	2 x (last: at Saint Mary's)	Jan. 9, 2014
<b>FT Attempted High</b>	45 vs. Menlo	Nov. 16, 2009
<b>FT Attempted Low</b>	2 at Saint Mary's	Jan. 9, 2014
<b>Most Rebounds</b>	58 vs. Menlo	Nov. 16, 2009
<b>Fewest Rebounds</b>	18 vs. Arizona	Nov. 25, 2008
<b>Most Assists</b>	29 vs. Pepperdine	Jan. 21, 2008
<b>Fewest Assists</b>	4 3x (last: at Gonzaga)	Feb. 20, 2013
<b>Most Turnovers</b>	26 at Minnesota	Dec. 22, 2007
<b>Fewest Turnovers</b>	1 vs. Portland	Feb. 29, 2012
<b>Most Blocks</b>	11 vs. LMU	Jan. 29, 2009
<b>Fewest Blocks</b>	0 (10x: last: at Portland)	Dec. 28, 2013
<b>Most Steals</b>	14 3x (last: at Pacific Union)	Dec. 8 2012
<b>Fewest Steals</b>	1 at USF	Feb. 21, 2009

### Keating Record When ...

	2013-14	Career
Overall record	10-10	110-112
Monday	3-0	19-28
Tuesday	1-0	11-7
Wednesday	1-0	9-15
Thursday	2-2	17-22
Friday	1-2	15-9
Saturday	2-5	34-44
Sunday	0-1	5-10
November	2-4	24-18
December	6-3	32-25
January	2-3	23-32
February		17-29
March		11-6
April		2-1
Playing at Home	6-4	67-44
Playing on the Road	3-5	37-54
Playing at Neutral Site	1-1	6-13
Leading at Halftime	6-0	84-30
Trailing at Halftime	3-10	25-78
Tied at Halftime	1-0	3-3
Better FG % than opponent	7-0	89-19
Same FG % as opponent	1-0	1-0
Worse FG % than opponent	2-10	22-93
Better 3FG % than opponent	9-1	77-30
Same 3FG % as opponent		2-0
Worse 3FG % than opponent	1-9	31-79
Better FT % than opponent	6-4	62-43
Worse FT % than opponent	3-7	45-69
Same FT % as opponent		2-1
Outrebounded opponent	6-2	79-31
Outrebounded by opponent	4-7	27-71
Rebounding is equal	0-1	3-9

### When scoring...

40-49	0-6
50-59	1-1 8-33
60-69	2-6 27-45
70-79	3-2 39-24
80-89	3-1 29-4
90-99	1-0 5-0
100+	2-0

### When final margin is...

1 point	1-1 6-8
2 points	1-0 5-4
3 points	0-1 8-8
five or less	1-0 13-15
10 or less	1-3 18-34
between 11-20	4-4 34-30
more than 20	2-1 25-16
OT	6-3
2OT	1-1



# 44

## YANNICK ATANGA

6-8 • 225 • JUNIOR • FORWARD

YAOUNDE, CAMEROON

BESANT HILL SCHOOL (OJAI, CALIF.)

Has played in all 88 games with 27 starts in his career ... a starter in each of the last 4 games and 9 this season ... team-high 20 blocks on the season has at least 1 block in 15 of 20 games to rank tied for 5th in WCC with 1.0 bpg while playing 17.3 mpg ... has climbed 3 spots to 6th on SCU career blocks list with 82 ... can become just the fifth player in school history with 100+ career blocks ... top returning rebounder ranks 2nd on team with 93 total and 4.9 per game ... has 11 career games with 10+ rebounds and can enter school's top-10 ... needs 10 reb. for 500 career ... a 50% FG shooter (16-32) over the last 14 games after hitting 33.3% (6-18) in the first 6 games but has attempted just 1 FG in the last 3 games ... has scored a season-high 6 points 3 times.

**2013-14 (JR):** Team leader in blks. (1.0) and 2nd in reb. (4.9) starting 9 of 20 GP ... started with a game-high 9 reb., including the 400th of his career (402) and 2 blk. vs. Bethesda (11/8) ... started for the 20th time in his career with a game-high tying 10 reb. (11th career 10+ game) and a blk. to tie Mike Norman for 7th place all-time with 65 vs. San Jose St. (11/12) ... had 1 blk. to move into 7th place on SCU's career list with 66 and 2 stl. (career-high) at CS Fullerton (11/16) ... fouls limited him to 12 min. with 5 reb. and 2 blk. with 2 pts. at Notre Dame (11/22) ... tied Brendan Graves for 6th in career blks. with 2 to reach 70 with 3 reb. vs. N. Dakota St. (11/29) ... 4 pts. (2-5 FGs) and 7 reb. vs. Rice (11/30) ... 5 pts. (2-3 FGs) and had 1 blk. to move into 6th place (Brendan Graves 70) on school's career list with 71 (at CS Bakersfield 12/5) ... 4 pts. (2-3 FGs) and 4 reb. at Cal Poly (12/7) ... 2 pts. (2-2 FTs) with 4 reb. and 1 blk. vs. La Sierra (12/14) ... tied season-high with 2 blk. scored 4 pts. and 5 reb. vs. Radford (12/16) ... 4 pts. (2-3 FGs), 5 reb. and 1 blk. vs. Sacred Heart (12/18) ... 2 pts. (1-1 FGs) and 4 reb. at UNLV (12/22) ... 6 pts. (season-high) on 3-4 FGs with 2 reb. vs. So. Florida (12/23) ... grabbed 9 reb. in 17 min. at #24 Gonzaga (12/28) ... season-high tying 6 pts. (3-3 FGs) with 4 reb. and 9th career foul out (at Portland 12/30) ... 3 reb. and 1 pt. (1-2 FTs) vs. Pepperdine (1/2) ... 6th start of season (24th career) and 1st since 12/22 tying season-high with 6 pts. adding 5 reb. and 1 blk. vs. LMU (1/4) ... 5 reb. and 2 blk. without attempting a FG or FT in 23 min. at St. Mary's (1/9) ... 1-2 FTs with 2 reb. in 14 min. at UOP (1/11) ... 1-2 FTs, 4 reb. and 1 blk. in 23 min. vs. USD (1/16)

**2012-13 (SO):** Played in all 38 games starting 12 ... Ranked 10th in WCC in total rebounds (6.2 rpg), 5th in offensive rebounds (2.4 rpg) and 6th in blocks (1.0 bpg) ... WCC leader in total rebounds (7.9 rpg) and offensive rebounds (3.3 rpg) in conference-only games ... Had 5 games with 10+ rebounds, including a career-best 16 at Portland (2/23), and 8+ in 14 games ... Had multiple blocked shots in 13 games and tied his career-best with 4 vs. Pepperdine (2/16) ... Shot better from the field (50%) than the FT line (46.6%) ... Scored a season-high 7 pts. with 9 reb. vs. Simpson (11/10) ... Made his 1st start of the season with 8 reb. vs. USC Upstate (11/20) ... Had 3 blks. at No. 1 Duke (12/29) ... Grabbed 13 reb. with 2 blks. vs. USF (1/2) ... Had 9 reb. vs. No. 10 Gonzaga

(1/5) ... Totaled 9 boards, his 5th game with 9+ reb., 5 pts. and 2 blks. at LMU (1/10) ... Had his 7th career double-digit reb. game with 13 vs. Portland (1/31) ... 3rd 10+ reb. game of season (8th career) with 11 vs. San Diego (2/14) ... Season-high and career-high tying 4 blks. at Pepperdine (2/16) ... Career-high 16 reb. in 28 min. at Portland (2/23) ... 10 reb. and 3 pts. in 1st round CBI win over Vermont (3/19).

**2011-12 (FR):** Played in all 30 games with 5 starts ... had multiple blocks in 7 games and led team in blocks and finished No. 5 on SCU freshman blocks list with 24 ... No. 6 on SCU freshman rebounds record list with 159 ... Shot 51.4% from the field and had a stretch of 6 games where he made 13 of 14 FGA (1/24 to 2/9) ... grabbed season-high 12 reb. and scored 2 pts. in 1st career game (vs. UC Merced 11/11) ... registered his 1st career block (at UC Santa Barbara 11/15) ... tallied his 1st career ast. (vs. San Jose St. 11/19) ... Recorded his 1st career stl. and picked up 3 charging fouls vs. Villanova (11/27) ... Totaled 11 reb. and 5 pts. vs. CS Northridge (12/3) ... made 3 of a career-high 7 FGA scoring 9 pts. with 10 reb. at Washington St. (12/11) ... Pulled down 10 boards vs. UOP (12/17) ... made his 1st career start (at Portland 1/5) ... Called for 5 personal fouls earning his 1st career DQ (vs. San Diego 1/12) ... scored career and season-high 12 pts. on 5-5 FGs and 2-2 FTs with 9 reb. and 2 blks. vs. LMU (1/24) ... had a career-high 4 blks. with 9 reb. (vs. Pepperdine 2/23) ... made consecutive starts for the first time with 10 reb. and 4 pts. at LMU (2/25).

**2010-11:** Redshirted the season.

**HIGH SCHOOL:** A 2010 graduate of Besant Hill School of Happy Valley in Ojai, Calif. ... played for head coach Randy Bertin and was named the California Interscholastic Federation Southern Section Co-Player of the Year his senior year when he averaged 15.2 ppg, 14.8 rpg and 4.1 bpg ... team was 28-3 his senior year and advanced to the second round of the state playoffs ... nominated for All-American team his senior year ... as a junior helped lead team to CIF Division VI A Championship and averaged 20.4 ppg, 13 rpg and 2.2 apg... was named to the All-CIF first team and won the John Wooden award ... AAU team was Impact Basketball (Pasadena, Calif.).

**PERSONAL:** Originally from Akonolinga, Cameroon ... first language is French (French is the official language of Cameroon) and English is his second language ... parents are Evina Gaston and the late Effa Ngono Cecile ... has three siblings: Martial, Ansene and Nicaise ... Ansene plays rugby in France ... At Happy Valley, he participated in the school variety show and project days ... helped renovate an orphanage near his place of birth in Yaounde, Cameroon ... majoring in political science and french.

### SEASON HIGHS

**Points:** 6, 3x, last: vs. LMU (Jan. 4, 2014)  
**Field Goals:** 3, 2x, last: at Portland (Dec. 30, 2013)  
**Field Goal Att.:** 6, vs. LMU (Jan. 4, 2014)  
**3-Pt Field Goals:** 0  
**3-Pt Field Goal Att.:** 0  
**Free Throws:** 3, vs. San Jose St. (Nov. 12, 2013)  
**Free Throw Att.:** 6, vs. San Jose St. (Nov. 12, 2013)  
**Rebounds:** 10, vs. San Jose St. (Nov. 12, 2013)  
**Assists:** 1, 5x, last: at Portland (Dec. 30, 2013)  
**Blocked Shots:** 2, 5x, last: at St. Mary's (Jan. 9, 2014)  
**Steals:** 2, at CS Fullerton (Nov. 16, 2013)  
**Minutes:** 25, at CS Fullerton (Nov. 16, 2013)

### CAREER HIGHS

**Points:** 12, vs. LMU (Jan. 23, 2012)  
**Field Goals:** 5, vs. LMU (Jan. 23, 2012)  
**Field Goal Att.:** 7, 2x, last: vs. Simpson (Nov. 10, 2012)  
**3-Pt Field Goals:** 0  
**3-Pt Field Goal Att.:** 0  
**Free Throws:** 3, 5x, last: vs. San Jose St. (Nov. 12, 2013)  
**Free Throw Att.:** 7, vs. CS Northridge (Dec. 3, 2011)  
**Rebounds:** 16, at Portland (Feb. 23, 2013)  
**Assists:** 2, vs. Pacific (Dec. 17, 2011)  
**Blocked Shots:** 4, 2x, last: vs. Pepperdine (Feb. 16, 2013)  
**Steals:** 2, at CS Fullerton (Nov. 16, 2013)  
**Minutes:** 30, vs. Pacific (Dec. 17, 2011)

### CAREER 10+ REBOUND GAMES (11)

16, at Portland (Feb. 23, 2013)  
 13, vs. Portland (Jan. 31, 2013)  
 13, vs. USF (Jan. 2, 2013)  
 12, vs. UC Merced (Nov. 11, 2011)  
 11, vs. San Diego (Feb. 14, 2013)  
 11, vs. CS Northridge (Dec. 3, 2011)  
**10, vs. San Jose State (Nov. 12, 2013)**  
 10, vs. Vermont (Mar. 19, 2013)  
 10, at LMU (Feb. 25, 2012)  
 10, vs. Pacific (Dec. 17, 2011)  
 10, at Washington State (Dec. 11, 2011)

### CAREER STATISTICS FOR YANNICK ATANGA

Year	GP	GS	Min	Avg	--- TOTAL FG ---			/-- 3-POINT FG --/		/ FREE THROW /			/----- REBOUNDS -----/												
					FG	FGA	Pct	FG	FGA	Pct	FT	FTA	Pct	Off	Def	Tot	Avg	PF	FO	Ast	TO	Blk	Stl	Pts	Avg
2011-12	30	6	471	15.7	37	72	.514	0	0	.000	20	35	.571	69	90	159	5.3	88	5	5	18	24	8	94	3.1
2012-13	38	12	688	18.1	35	70	.500	0	0	.000	27	58	.466	92	142	234	6.2	102	3	8	23	38	11	97	2.6
2013-14	20	9	346	17.3	22	50	.440	0	0	.000	15	29	.517	34	63	97	4.9	50	1	5	8	20	7	59	3.0
<b>TOTAL</b>	<b>88</b>	<b>27</b>	<b>1505</b>	<b>17.1</b>	<b>94</b>	<b>192</b>	<b>.490</b>	<b>0</b>	<b>0</b>	<b>.000</b>	<b>62</b>	<b>122</b>	<b>.508</b>	<b>195</b>	<b>295</b>	<b>490</b>	<b>5.6</b>	<b>240</b>	<b>9</b>	<b>18</b>	<b>49</b>	<b>82</b>	<b>26</b>	<b>250</b>	<b>2.8</b>



# 0 Jerry Brown

**6-7 • 220 • RS Senior • Forward**  
**Richmond, California**  
**Sacred Heart Cathedral Prep**

Recorded SCU's only double-double game of season with 16 pts. and 10 reb. vs. San Jose St. (11/12/13) ... had started 12 straight games from 11/29 to 1/2 prior to coming off the bench vs. LMU (1/4) ... has made 8 of last 9 FGAs, shot 50% or better from the field 13 times and is shooting a team-best 54.6% to rank 9th in WCC ... collected his 450th career rebound (at #24 Gonzaga 12/28) and leads team with 6.1 rpg ... 11 pts. vs. USD (1/16) was his highest total in the last 8 GP and gave him 700 career (702) ... snared a season-high 11 reb. vs. So. Florida (12/23), his 2nd highest career total ... played in his 100th game scoring 13 pts. to reach exactly 600 career (vs. Rice 11/30/13) ... graduate transfer after playing three seasons at Fresno State ... played in 94 games averaging 5.8 ppg and 3.8 rpg with the Bulldogs ... athletic low post player who should provide veteran leadership.

**2013-14 (SR):** Team leader in reb. (6.1) and 2nd in FTA (85) and blk. (0.80) ... scored 13 pts. in 12 min. off the bench making 4-5 FGs and 5-7 FTs vs. Bethesda (11/8) ... recorded his 3rd career double-double and 1st at SCU with 16 pts. and 10 reb. adding 2 blks. and 2 stl. vs. San Jose St. (11/12) ... team-high 7 reb. with 5 pts. at CS Fullerton (11/16) ... 6 pts., 4 reb. and 2 ast. (season-high) at Notre Dame (11/22) ... made his 1st start as a Bronco with 8 pts. and 5 reb. vs. N. Dakota St. (11/29) ... starter in his 100th game with 13 pts. (5-6 FGs) to reach 600 career and 9 reb. vs. Rice (11/30) ... scored 10 pts. (5-8 FGs) with 8 reb., including 400th career (405) at CS Bakersfield (12/5) ... 9 reb., 2 blk. and 5 pts. in season-high 34 min. at Cal Poly (12/7) ... 8 pts. and 6 reb. in 13 min. vs. La Sierra (12/14) ... 16 pts. (6-9 FGs) with 5 reb. vs. Radford (12/16) ... career-high tying 3 blk. with 6 reb. and 3 pts. (1-2 FGs) vs. Sacred Heart (12/18) ... 13 pts. (5-8 FGs) and 5 reb. at UNLV (12/22) ... 11 reb. (season-high) with 5 pts. (1-5 FGs) vs. So. Florida (12/23) ... 5 pts. (2-4 FGs) and 6 reb., including 450th career, at #24 Gonzaga (12/28) ... lowest pt. total of season (2) on 1-6 FGs with 4 reb. at Portland (12/30) ... 8 reb. and 4 pts. (1-6 FG; 2-4 FT) vs. Pepperdine (1/2) ... came off the bench to score 7 pts. (3-4 FGs; 1-1 FTs) with 4 reb. in 12 min. vs. LMU (1/4) ... 4 pts. (2-6 FGs) in 14 min. at St. Mary's (1/9) ... 3-3 FGs (3-5 FTs) for 9 pts. with 5 reb. at UOP (1/11) ... made 5-6 FGs for 11 pts. with 4 reb. in 13 min. vs. USD (1/16).

**AT FRESNO STATE (2009-2013):** Played three seasons at Fresno State ... team's Defender of the Year in 2013 ... played in 94 career games averaging 5.8 ppg and 3.8 rpg ... Appeared in 31 of 33 games as a true freshman ('09-'10) ... recorded freshman season-highs of 10 pts. and 7 reb. hitting 5-7 FG at Boise State (1/30/10)

... redshirted in 2010-11 ... averaged 8.8 ppg, 5.5 rpg while playing 30.5 mpg in 2011-12 ... scored 290 points and logged a total of 1,007 minutes of action ... converted 96 of 199 (48.2%) field goals and 97 of 144 (67.4%) free throws ... also recorded 31 assists, 27 blocks and 35 steals ... named All-WAC Fourth-Team by College Sports Madness in 2011-12 ... 2009-10 Academic All-Western Athletic Conference ... graduated with a degree in Communications in May of 2013 from Fresno State.

**HIGH SCHOOL:** During his senior season at Sacred Heart Cathedral Prep, he averaged 16 ppg and eight rpg ... as team captain, led team to Division III state championship with 29-4 record ... named Cal-Hi Sports State (3x), All-WCAL (3x), and All-WCAL Co-MVP (as a senior) ... selected to 2006 Adidas Superstar Camp All Star Game and Adidas National Team.

**PERSONAL:** Parents are Jerry and Ronna Brown ... has three sisters, Chantelle, Jerrace and Anastacia, and two brothers, Taylor and Jericlian ... fluent in sign language ... mentors younger children ... favorite athlete is Carmelo Anthony because he can play a variety of positions ... biggest athletic thrill is winning championships ... most admires his mom and dad because they support all their children daily ... also recruited out of high school by California, Seton Hall, Saint Mary's College and Washington ... enrolled in the Communication master's program at Santa Clara.

**WHY SANTA CLARA?**

"I chose Santa Clara because it was a school that can offer me a lot in regards to their style of play, location and it is a great academic institution. My family can watch me play without traveling. I feel like I have a great support system in the Bay Area. The master's program is one year. It is really going to push me academically, but it's what I signed up for and I am very excited to be able to get my master's."

**SEASON HIGHS**

**Points:** 16, 2x, last vs. Radford (Dec. 16, 2013)  
**Field Goals:** 6, vs. Radford (Dec. 16, 2013)  
**Field Goal Att.:** 9, vs. Radford (Dec. 16, 2013)  
**3-Pt Field Goals:** 0  
**3-Pt Field Goal Att.:** 0  
**Free Throws:** 6, vs. San Jose St. (Nov. 12, 2013)  
**Free Throws Att.:** 10, vs. San Jose St. (Nov. 12, 2013)  
**Rebounds:** 11, vs. So. Florida (Dec. 23, 2013)  
**Assists:** 2, at Notre Dame (Nov. 22, 2013)  
**Blocked Shots:** 3, vs. Sacred Heart (Dec. 18, 2013)  
**Steals:** 2, 5x, last: at UNLV (Dec. 22, 2013)  
**Minutes:** 34, at Cal Poly (Dec. 7, 2013)

**CAREER HIGHS**

**Points:** 17, 2x, last: at Hawaii (Feb. 11, 2012)  
**Field Goals:** 7, at Hawaii (Feb. 11, 2012)  
**Field Goal Att.:** 15, at Hawaii (Feb. 11, 2012)  
**3-Pt FGs:** 1, vs. Utah State (Feb. 4, 2012)  
**3-Pt FGA:** 2, 2x, last: vs. Wyoming (Jan. 16, 2013)  
**Free Throws:** 9, vs. CS San Marcos (Jan. 18, 2012)  
**Free Throw Att.:** 13, vs. CS San Marcos (Jan. 18, 2012)  
**Rebounds:** 13, at San Jose St. (Feb. 9, 2012)  
**Assists:** 4, at Nevada (Jan. 21, 2012)  
**Blocked Shots:** 3, 5x, last: vs. Sacred Heart (Dec. 18, 2013)  
**Steals:** 4, 4x, last: vs. Wyoming (Jan. 16, 2013)  
**Minutes:** 41, vs. Hawaii (Jan. 12, 2012)

**CAREER DOUBLE-DOUBLE GAMES (3)**

vs. Idaho, 14 pts./10 reb. (Feb. 2, 2012) (for FSU)  
 at San Jose St., 10 pts./13 reb. (Feb. 9, 2012) (for FSU)  
 vs. San Jose St., 16 pts./10 reb. (Nov. 12, 2013)

**CAREER STATISTICS FOR JERRY BROWN**

Year	GP	GS	Min	Avg	--- TOTAL FG ---/			/-- 3-POINT FG --/			/ FREE THROW /			/----- REBOUNDS -----/											
					FG	FGA	Pct	FG	FGA	Pct	FT	FTA	Pct	Off	Def	Tot	Avg	PF	FO	Ast	TO	Blk	Stl	Pts	Avg
09-10 (FS)	31	0	360	11.6	32	63	.508	0	0	.000	27	54	.500	18	33	51	1.6	48	0	9	19	12	15	91	2.9
11-12 (FS)	33	29	1007	30.5	96	199	.482	1	3	.333	97	144	.674	72	108	180	5.5	99	2	31	45	27	35	290	8.8
12-13 (FS)	30	21	764	25.5	53	133	.398	0	3	.000	52	84	.619	51	77	128	4.3	73	0	21	29	17	37	158	5.3
2013-14	20	12	438	21.9	59	108	.546	0	0	.000	45	85	.529	48	73	121	6.1	44	0	10	27	16	14	163	8.2
<b>TOTAL</b>	<b>114</b>	<b>62</b>	<b>2569</b>	<b>22.5</b>	<b>240</b>	<b>503</b>	<b>.477</b>	<b>1</b>	<b>6</b>	<b>.167</b>	<b>221</b>	<b>367</b>	<b>.602</b>	<b>189</b>	<b>291</b>	<b>480</b>	<b>4.2</b>	<b>264</b>	<b>2</b>	<b>71</b>	<b>120</b>	<b>72</b>	<b>101</b>	<b>702</b>	<b>6.2</b>



# 23

## Jared Brownridge

6-2 • 195 • Freshman • Guard  
Aurora, Illinois  
Waubonsie Valley High School

Has started all 20 games in his first season ... set SCU freshman record with 7 3FG (vs. La Sierra 12/14), the most since Kevin Foster made 7 vs. Simpson (11/10/12) ... his 61 total pts. in team's first 3 games is the 4th-most since 1999-2000 ... made 3FG with 1.2 seconds left at St. Mary's (1/9) for first SCU win there since 2009 ... WCC leader with 57 3FGs and has made 3+ 12 times ... 2nd in WCC with 2.9 3FG/game and 4th with 45.6 3FG% ... tied Evan Roquemore for the 3rd-most 3FG by a SCU FR with 57 ... 8 games with 20+ points is 2nd to Kevin Foster's 11 by a Bronco FR since 2000-01 ... tallied career-best 29 pts. vs. LMU (1/4) and is the highest scoring FR in WCC and 7th overall at 16.0 ppg ... the 10th-most prolific scoring FR in school history with 319 pts ... has played 35+ minutes 8 times and tops all WCC FR (6th overall) and leads team with 653 (32.7 mpg) ... 3rd leading scorer in WCC-only games at 18.3 ppg ... ranks 8th among SCU FR in 3FGA with 125 ... accomplished scorer during his prep career ... netted 25 points scoring the team's first 5 points in each half in SCU debut.

**2013-14 (FR):** Started in his SCU debut with a game-high 25 pts. on 7-12 FGs (5-10 3s) and 6-6 FTs with game-high 6 ast. and no TOs in 30 min. vs. Bethesda (11/8) ... made 5-8 FGs (1-4 3s) and 4-6 FTs for 15 pts. with 3 ast. vs. San Jose St. (11/12) ... made 5-9 3s (6-14 FGs) scoring 21 pts. at CS Fullerton (11/16) ... scored 16 pts. on 5-10 FGs (4-8 3s) with 3 ast. in 35 min. at Notre Dame (11/22) ... 16 pts. for second straight game making 6-12 FGs (4-9 3s) vs. N. Dakota St. (11/29) ... 6 pts. (2-7 FGs) with 6 reb. (career-best) vs. Rice (11/30) ... 8 pts. (3-8 FGs, 1-2 3s) with 5 ast. at CS Bakersfield (12/5) ... 5 pts. in 35 min. at Cal Poly (12/7) ... set a school FR record with 7 3FG (14 att) for 24 pts. with 7 ast. (season-high) and 1st career blk. vs. La Sierra (12/14) ... 21 pts. (7-11 FGs, 3-5 3s), first time with back-to-back 20 pt. games, in 37 min. vs. Radford (12/16) ... 2 pts. (2-2 FTs) vs. Sacred Heart (12/18) ... game-high 22 pts. on 6-15 FGs (3-6 3s) and 7-8 FTs at UNLV (12/22) ... scored last 5 pts., including game clinching FTs, and totaled 10 in win over So. Florida (12/23) ... 12 pts. (5-11 FGs; 2-4 3s) at #24 Gonzaga (12/28) ... 20 pts. on 6-9 FGs (3-5 3s) and 5-6 FTs with 4 reb. in 35 min. at Portland (12/30) ... 18 pts. (16 in 1st half) on 7-13 FGs (4-7 3s) and 6 ast. in 38 min. vs. Pepperdine (1/2) ... 29 pts. (career-high) on 9-19 FGs (4-11 3s) and 7-8 FTs with 5 reb., 3 ast. and season-high 2 stl. in personal-best 42 min. vs. LMU (1/4) ... game-winning 3FG with 1.2 left for game-high 23 pts. (10-16 FGs; 3-4 3s) with 6 reb. (career-high) in 37 min. at St. Mary's (1/9) ... 7 pts. (1-7 FGs) with 1st foul out in 27 min. at UOP (1/11) ... 19 pts. on 6-9 FGs (3-6 3s) and 4-5 FTs vs. USD (1/16).

**HIGH SCHOOL:** Played basketball for Steve Weemer at Waubonsie Valley High School in Aurora, Ill. ... played in 29 games his senior year, hitting 72 threes and was 130 for 164 from the free throw line (averaged 21.2 ppg, 1.4 spg and 1.7 apg) ... named to All-Tournament Team at Palatine High School Thanksgiving Tournament and York High School Jack Tosh Christmas Tournament ... All-Conference Team Upstate Eight Conference ... named to Chicago Sun Times, Daily Herald, Naperville Sun and Beacon News All-Area Teams ... Illinois Basketball Coaches Association All-State Third Team and AP Boy's Basketball All-State Teams Honorable Mention ... Waubonsie Valley Varsity Team Co-MVP ... finished as school's all-time leader in 3 pt made (203) and as the second-leading scorer (1,608) ... team was 21-8 and 9-4 in league play his senior year ... scored 33 points in the regional semi-finals win over Metea Valley his senior year ... Brownridge connected on five 3-pointers and scored 29 points in Waubonsie Valley's 66-61 loss to Neuqua Valley in Dec., 2012 ... his junior year he averaged 20.9 points, 4.3 rebounds, 1.7 assists and 1.7 steals a game ... he knocked down 58 from beyond the arc and scored 31 and 30 points in his final two games in the postseason in March, 2012, respectively ... played on the Illinois Wolves AAU team.

**PERSONAL:** Son of Enos and Kathy Brownridge ... has an older sister named Lauren ... enjoys hanging out with friends, going to the movies and playing pool and ping pong ... plans to major in Business.

**WHY SANTA CLARA?**

"I liked the style of play and had a good rapport with the coaches. The great academics and nice location, from a weather and networking standpoint, were also key."

**SEASON HIGHS**

**Points:** 29, vs. LMU (Jan. 4, 2014)  
**Field Goals:** 10, at St. Mary's (Jan. 9, 2014)  
**Field Goal Att.:** 19, vs. LMU (Jan. 4, 2014)  
**3-Pt Field Goals:** 7, vs. La Sierra (Dec. 14, 2013)  
**3-Pt Field Goal Att.:** 14, vs. La Sierra (Dec. 14, 2013)  
**Free Throws:** 7, 2x, last: vs. LMU (Jan. 4, 2014)  
**Free Throw Att.:** 8, 2x, last: vs. LMU (Jan. 4, 2014)  
**Rebounds:** 6, 2x, last: at St. Mary's (Jan. 9, 2014)  
**Assists:** 7, vs. La Sierra (Dec. 14, 2013)  
**Blocked Shots:** 1, 3x, last: at St. Mary's (Jan. 9, 2014)  
**Steals:** 2, vs. LMU (Jan. 4, 2014)  
**Minutes:** 42, vs. LMU (Jan. 4, 2014)

**CAREER HIGHS**

**Points:** 29, vs. LMU (Jan. 4, 2014)  
**Field Goals:** 10, at St. Mary's (Jan. 9, 2014)  
**Field Goal Att.:** 19, vs. LMU (Jan. 4, 2014)  
**3-Pt Field Goals:** 7, vs. La Sierra (Dec. 14, 2013)  
**3-Pt Field Goal Att.:** 14, vs. La Sierra (Dec. 14, 2013)  
**Free Throws:** 7, 2x, last: vs. LMU (Jan. 4, 2014)  
**Free Throw Att.:** 8, 2x, last: vs. LMU (Jan. 4, 2014)  
**Rebounds:** 6, 2x, last: at St. Mary's (Jan. 9, 2014)  
**Assists:** 7, vs. La Sierra (Dec. 14, 2013)  
**Blocked Shots:** 1, 3x, last: at St. Mary's (Jan. 9, 2014)  
**Steals:** 2, vs. LMU (Jan. 4, 2014)  
**Minutes:** 42, vs. LMU (Jan. 4, 2014)

**SCU FRESHMAN 3FGM LEADERS**

- 1.) 85 Kevin Foster ('08-'09)
- 2.) 59 James Rahon ('08-'09)
- 3.) 57 Jared Brownridge ('13-'14)
- 57 Evan Roquemore ('10-'11)

**SCU FRESHMAN POINTS LEADERS**

- 7.) 356 Londale Theus ('76-'77)
- 8.) 341 Vester Robinson ('73-'74)
- 9.) 332 Mark McNamara ('77-'78)
- 10.) 319 Jared Brownridge ('13-'14)

**CAREER STATISTICS FOR JARED BROWNRIDGE**

Year	GP	GS	Min	Avg	--- TOTAL FG ---			/-- 3-POINT FG --/			/ FREE THROW /			/---- REBOUNDS ----/					PF	FO	Ast	TO	Blk	Stl	Pts	Avg
					FG	FGA	Pct	FG	FGA	Pct	FT	FTA	Pct	Off	Def	Tot	Avg									
2013-14	20	20	653	32.7	103	214	.481	57	125	.456	56	69	.812	6	41	47	2.4	36	1	49	29	3	11	319	16.0	
<b>TOTAL</b>	<b>20</b>	<b>20</b>	<b>653</b>	<b>32.7</b>	<b>103</b>	<b>214</b>	<b>.481</b>	<b>57</b>	<b>125</b>	<b>.456</b>	<b>56</b>	<b>69</b>	<b>.812</b>	<b>6</b>	<b>41</b>	<b>47</b>	<b>2.4</b>	<b>36</b>	<b>1</b>	<b>49</b>	<b>29</b>	<b>3</b>	<b>11</b>	<b>319</b>	<b>16.0</b>	





# 3

## Brandon Clark

**6-0 • 170 • Junior • Guard**  
**East Chicago, Indiana**  
**Merrillville High School**

Has played in all 88 games with 25 starts during his career ... a starter in all 20 games this season averaging 32.5 mpg ... has scored 20+ points in 4 straight games and 6 of the last 7 ... also had 4 straight 20+ games from 11/12 to 11/29 and is just the 4th Bronco since 2007-08 to accomplish that ... tied for WCC lead with 11 20+ pt. games after not having a 20-pt. game in his first 2 seasons ... averaging 20.7 ppg in 36.6 mpg over last 7 GP making 8 FG in a game 4 times ... 13th Bronco with multiple 30-pt. games in a season and 1 of 2 WCC players to score 30+ twice ... team leader and 3rd in WCC in scoring at 17.6 ppg after being held without a point in season opener ... 2nd leading scorer in WCC-only games at 20.7 ppg ... team leader in assists with 3.6 apg (71) ... made a career-high 13 FTs in 14 attempts vs. LMU (1/4) and is a career 81.3% FT shooter (208-256) ... the only SCU player to shoot a FT (1-2) in win at St. Mary's (1/9) ... scored career-high 32 points vs. No. Dakota St. (11/29), the first 30-pt. game by a Bronco since Kevin Foster (33) on 3/27/13 ... scored 800th career point at UOP on 1/11 ... recorded his 200th career assist (vs. La Sierra) ... named to Cable Car Classic all-tournament team after scoring 47 points in 2 games.

**2013-14 (JR):** Made his 6th career start with 4 ast. vs. Bethesda (11/8) ... scored 23 pts. making 5-13 FGs and 11 of career-high 14 FTAs with 5 ast. and 4 reb. vs. San Jose St. (11/12) ... game-high 23 pts. on career-most 22 FGAs at CS Fullerton (11/16) ... 3rd straight (and career) 20+ point game with 21 and 6 ast. in 35 min. at Notre Dame (11/22) ... 32 pts. (career-high) on 10-13 FGs (5-8 3s) and 7-7 FTs vs. N. Dakota St. (11/29) ... 2-2 FTs and 6-12 FGs (1-4 3s) for 15 pts. with 3 reb. and 3 ast. vs. Rice (11/30) ... scored 9 pts., including 600th career (608) at CS Bakersfield (12/5) ... 12 pts. (4-12 FGs; 2-2 FTs) at Cal Poly (12/7) ... made his first 3 FTs for personal-best 18 straight before a miss (4-6) with 5 ast., including 200th career (203), and 7 pts. vs. La Sierra (12/14) ... 8 pts. and 4 ast. vs. Radford (12/16) ... 5-9 3FGs (both career highs) and 9-16 FGs for 2nd career 30 pt. game (30) with 5 reb. and 5 ast. vs. Sacred Heart (12/18) ... 14 pts. and 2 ast. at UNLV (12/22) ... 12 pts., 3 reb. and 3 ast. in 36 min. vs. So. Florida (12/23) ... game-high 22 pts. (8-15 FGs), including 700th career, in 37 min. at #24 Gonzaga (12/28) ... 20 pts. (2nd straight 20+ game and 7th of the season) with 6 ast. at Portland (12/30) ... 16 pts. on 8-17 FGs missing all 5 3FGA vs. Pepperdine (1/2) ... 26 pts. on career-high 13 FTs and tied career-highs with 14 FTA and 3 stl. in personal-best 39 min. vs. LMU (1/4) ... 20 pts. (8-14 FGs; 3-5 3s) and the only player to shoot a FT (1-2) in 38 min. at St. Mary's (1/9) ... game-high 20 pts., including 800th career (815) on 6-13 FGs (3-7 3s) and 5-6 FTs with 4 reb. and 4 ast. in 35 min. at UOP (1/11) ... 21 pts. (4th straight 20+ game) on 8-18 FGs and 4-4 FTs with 3 reb. in 38 min. vs. USD (1/16).

**2012-13 (SO):** Played in all 38 games with 1 start ... led team with 11 double-figure scoring games off the bench and had 10+ pts. in 5 of 6 games from Jan. 31 to Feb. 20, 2013 ... played 20+ minutes in 16 games and averaged 18.5 for the season ... placed 9th in the WCC in FT% (78.4) ... dished out 102 assists in just 704 total minutes ... handed out a career-best 8 ast. in season-opening win vs. Simpson (11/10) ... scored 11 pts. (8th career 10+ game) making 6-9 FTs vs. USC Upstate (11/20) ... played a season-high 28 min. scoring 14 pts. vs. Alcorn State (12/21) ... made all 5 FTs and scored 9 pts. at No. 1 Duke (12/29) ... started for the only

time (5th career) scoring 8 pts. vs. USF (1/2) ... scored 15 pts. on 4-6 FGs (2-3 3s) and 5-6 FTs vs. Portland (1/31) ... season-highs of 7 FTs and 10 FTAs scoring 15 pts. vs. Pepperdine (2/16) ... scored 14 pts. at Gonzaga giving him 3 straight double-digit scoring games for the first time (2/20) ... made a season-best 5 FGs for 10 pts. in Game 2 of CBI final series at George Mason (4/3).

**2011-2012 (FR):** Played in all 30 games making 4 starts ... shot a team-best 81.4 percent from FT line (35 of 43) and averaged 7.0 ppg and 2.3 apg in 21.0 mpg ... averaged 8.3 ppg and tallied 6 of his 7 double-figure scoring games in WCC games ... cracked the top-10 in SCU freshman season records at No. 3 in FT% (81.4), No. 6 in 3FG% (38.1), No. 9 in assists (68) and No. 10 in 3FGM (32) ... a perfect 4-4 from beyond the arc (4-6 total FGs) in his 1st career game with 3 reb., 2 ast. and a blk. vs. UC Merced (11/11) ... hit a big 3 in the New Mexico game, his only bucket in an OT win (11/24) ... dished out 5 ast. with his 1st career stl. (vs. Pacifica 12/13) ... fouled out for the 1st time in his career (vs. E. Michigan 12/29) ... had consecutive double-figure scoring games for the first time in his career with 16 at Portland (1/5) and 12 at Gonzaga (1/7) ... made his 1st career start (vs. San Diego (11/12) ... scored 12 pts. (4th career 10+ game) at Pepperdine (1/28) ... grabbed season-high 5 reb. scoring 11 points vs. Portland (2/2) ... started and scored 9 pts. at USF (2/9) ... made his 4th career start playing a season-high 30 min. scoring 10 pts. and a season-best 6 ast. at St. Mary's (2/11) ... scored a season-high 19 points on 7-12 FGs (3-6 3s) and 2-2 FTs vs. BYU (2/18) ... set a career-high with 3 stl. vs. Portland in WCC Tournament (2/29).

**HIGH SCHOOL:** A 2011 graduate of Merrillville High School in Indiana ... named third-team All-State as a senior ... 2011 Northwest Indiana Most Valuable Player ... two time Indiana Pacer Player of the Month ... ranked 305th in nation by HoopScoop.com ... *Hoosier Basketball Magazine* and Best of the Midwest All-Star ... 4A Class All-Star ... as a senior averaged 15 ppg, 6 apg and 2 spg ... led team to DAC Conference championship in 2011 ... as a junior averaged 12 ppg, 4 apg and 2 spg ... led team to DAC Conference championship in 2010 ... led team to Sectional championship in 2010 ... as a sophomore averaged 9 ppg, 3 apg and 1 spg ... had 10 career double-doubles games ... career-highs of 20 points and 16 assists in a game.

**PERSONAL:** Mother is Kimberly Julkes, associate-director of the East Chicago Public Library, attended Ball State University ... step-father Jeffrey Julkes, Sr. attended Prairie State and is a maintenance furnace planner ... two older sisters: Brittany and Tiffany ... god-brother of guard E'Twann Moore who played at Purdue and is now in his second year with the Orlando Magic ... member of Key Club, S.T.A.N.D., peer mediator and received an honors diploma ... finished in top 10% of class academically ... hobbies include playing video games and listening to music ... management major.

### SEASON HIGHS

**Points:** 32, vs. North Dakota St. (Nov. 29, 2013)  
**Field Goals:** 10, vs. North Dakota St. (Nov. 29, 2013)  
**Field Goal Att.:** 22, at CS Fullerton (Nov. 16, 2013)  
**3-Pt FG:** 5, 2x, last: vs. Sacred Heart (Dec. 18, 2013)  
**3-Pt FGA:** 9, vs. Sacred Heart (Dec. 18, 2013)  
**Free Throws:** 13, vs. LMU (Jan. 4, 2014)  
**Free Throw Att.:** 14, 2x, last: vs. LMU (Jan. 4, 2014)  
**Rebounds:** 6, at CS Fullerton (Nov. 16, 2013)  
**Assists:** 6, 2x, last: at Portland (Dec. 30, 2013)  
**Blocks:** 1, vs. Sacred Heart (Dec. 18, 2013)  
**Steals:** 3, vs. LMU (Jan. 4, 2014)  
**Minutes:** 39, vs. LMU (Jan. 4, 2014)

### CAREER HIGHS

**Points:** 32, vs. North Dakota St. (Nov. 29, 2013)  
**Field Goals:** 10, vs. North Dakota St. (Nov. 29, 2013)  
**Field Goal Att.:** 22, at CS Fullerton (Nov. 16, 2013)  
**3-Pt FG:** 5, 2x, last: vs. Sacred Heart (Dec. 18, 2013)  
**3-Pt FGA:** 9, vs. Sacred Heart (Dec. 18, 2013)  
**Free Throws:** 13, vs. LMU (Jan. 4, 2014)  
**Free Throw Att.:** 14, 2x, last: vs. LMU (Jan. 4, 2014)  
**Rebounds:** 6, 2x, last: at CS Fullerton (Nov. 16, 2013)  
**Assists:** 6, vs. Simpson (Nov. 10, 2012)  
**Blocks:** 1, 5x, last: vs. Sacred Heart (Dec. 18, 2013)  
**Steals:** 3, 3x, last: vs. LMU (Jan. 4, 2014)  
**Minutes:** 39, vs. LMU (Jan. 4, 2014)

### MOST 20+ PT GAMES, SEASON (SINCE '00-'01)

- 1.) 20 Kevin Foster ('12-'13)
- 2.) 16 Kevin Foster ('10-'11)
- 3.) 13 John Bryant ('08-'09)
- 13 John Bryant ('07-'08)
- 13 Travis Niesen ('05-'06)
- 6.) 11 **Brandon Clark ('13-'14)**
- 11 Marc Trasolini ('12-'13)
- 11 Kevin Foster ('08-'09)
- 9.) 10 Doron Perkins ('04-'05)

### CAREER STATISTICS FOR BRANDON CLARK

Year	GP	GS	Min	Avg	--- TOTAL FG ---			/-- 3-POINT FG --/			/ FREE THROW /			/----- REBOUNDS -----/				PF	FO	Ast	TO	Blk	Stl	Pts	Avg
					FG	FGA	Pct	FG	FGA	Pct	FT	FTA	Pct	Off	Def	Tot	Avg								
2011-12	30	4	630	21.0	72	186	.387	32	84	.381	35	43	.814	10	43	53	1.8	62	1	68	53	2	14	211	7.0
2012-13	38	1	704	18.5	80	186	.430	27	65	.415	87	111	.784	27	43	70	1.8	65	0	102	57	2	26	274	7.2
2013-14	20	20	651	32.5	113	248	.456	39	99	.394	86	102	.843	16	40	56	2.8	51	0	71	33	1	25	351	17.6
<b>TOTAL</b>	<b>88</b>	<b>25</b>	<b>1985</b>	<b>22.6</b>	<b>265</b>	<b>620</b>	<b>.427</b>	<b>98</b>	<b>248</b>	<b>.395</b>	<b>208</b>	<b>256</b>	<b>.813</b>	<b>53</b>	<b>126</b>	<b>179</b>	<b>2.0</b>	<b>178</b>	<b>1</b>	<b>241</b>	<b>143</b>	<b>5</b>	<b>65</b>	<b>836</b>	<b>9.5</b>



# 22

## Julian Clarke

**6-3 • 193 • Junior • Guard**  
**Toronto, Ontario, Canada**  
**Oakwood Collegiate**

In his fourth season with the program ... has played in 71 career games with 2 starts ... seen action in 12 games this season averaging a career season-best 10.3 mpg ... has not played in the last 8 contests ... has made 8 3FGs in 12 GP after making 15 in previous 59 games ... scored a career-high 13 points vs. La Sierra and his 3 highest scoring games have come this season ... recorded the 100th point of his career (vs. Rice 11/30/13) ... played only 10 min. combined in his last 3 GP ... was redshirted during his freshman year (2010-11) after sustaining a severe ankle sprain.

**2013-14 (JR):** Averaging 4.0 ppg in 10.3 mpg playing 12 of 20 games ... scored 11 pts. on 3 of 4 3FGs and both FTAs and collected his 2nd career blk. (vs. Bethesda 11/8) ... scored 5 pts. off the bench vs. San Jose St. (11/12) ... played 6 min. making 1-2 FGs at Notre Dame (11/22) ... made 3-6 FTs (both career highs) and 2-5 FGs (1-2 3s) for 8 pts. vs. N. Dakota St. (11/29) ... scored 5 pts., including 100th career (104) vs. Rice (11/30) ... 2nd blk. of season (3rd career) in 3 min. at CS Bakersfield (12/5) ... perfect shooting (1-1 FG; 2-2 FT) for 4 pts. with career-high tying 3 ast. at Cal Poly (12/7) ... career-high 13 pts. all scored in 2nd half on 4-8 FGs (2-4 3s) in career-most 20 min. vs. La Sierra (12/14) ... had 1 reb. in limited min. vs. Radford (12/16) ... 1 reb. in 5 min. vs. Sacred Heart (12/18) ... missed only FGA in 2 min. at UNLV (12/22).

**2012-13 (SO):** Appeared in 30 of 38 games off the bench ... averaged 1.8 ppg in 248 minutes (8.3 mpg) ... played a career-high 19 min. with a season-best 7 pts. (3 of 9 FGs) in season-opening win vs. Simpson (11/10) ... season-high 2 stl. vs USC Upstate (11/20) ... tied season-best with 7 pts. at USF (1/17) ... made 3 of 4 FGs (1 of 2 3s) tying season-high with 7 pts. vs. CS Bakersfield (1/23) ... hit 2 of 4 FGs (all 3s) for 6 pts. in CBI Tournament win at Purdue (3/25).

**2011-2012 (RS/FR):** Played in 26 games with 2 starts ... Averaged 0.8 ppg and 0.5 apg in 6.0 mpg ... Scored his 1st career FG (1 of 5) and pts. (2) with 1 reb. and season-high 2 ast. vs. UC Merced (11/11) ... Played a season-high 14 min. with his 1st career blk. at UC Santa Barbara (11/15) ... Scored 1st career 3FG to reach season-high 6 pts. vs Pacifica (12/13) ... 1st career start with 5 pts. (1 of 4 3FG) vs.

LMU (1/24) ... Started for the 2nd straight game vs. USF (1/26) ... Played only 24 min. and did not score a point over the final 8 games.

**2010-11:** Redshirted the season after being sidelined with a severe ankle sprain ... Played 5 minutes over 3 games prior to his injury.

**HIGH SCHOOL:** A 2010 graduate of Oakwood Collegiate Institute in Toronto, Ontario ... played for head coach Anthony Miller and helped Oakwood win the Ontario Provincial Championship with a record of 39-4 ... his senior year averaged 23.2 ppg, 11.1 rpg and 8.9 apg ... as a senior he was named the Canadian High School Player of the Year and MVP of the Ontario Federation of School Athletic Associations (OFSAA) ... received All-Academic First Team and All-Canadian High School First Team accolades ... his junior year averaged 16.7 ppg, 8.8 rpg and 7 apg leading Oakwood to a 22-11 record... he was named MVP of OFSAA and won Bronze medal with Team Ontario at 2009 Canadian Summer Games.

**PERSONAL:** Parents are Norman Clarke and Natalie Vukovich ... his Dad played basketball at St. Bonaventure University and on the 1988 Canadian Olympic National Team ... his Mom helped Laurentian University win the National Title during the 1978-79 season. She also played on the Canadian Junior National Team and is in the school's Sports Hall of Fame ... has two younger siblings, Brody Clarke and Rachel Vukovich, and an aunt who played professional volleyball and basketball in Italy ... volunteered over 200 hours coaching low income children with the Toronto Triple Threat basketball club, and single-handedly raised nearly \$1,400 for Oakwood Athletics by organizing consecutive 3-on-3 tournaments in 2008 and 2009... he is an accomplished piano player and was on the Principal's honor role for all four years in high school ... played for Canada's U18 team in the World Championships in Latvia over the summer of 2010 with Canada finishing seventh ... bio-chemistry major.

#### SEASON HIGHS

**Points:** 13, vs. La Sierra (Dec. 14, 2013)  
**Field Goals:** 4, vs. La Sierra (Dec. 14, 2013)  
**Field Goal Att.:** 8, vs. La Sierra (Dec. 14, 2013)  
**3-Pt Field Goals:** 3, vs. Bethesda (Nov. 8, 2013)  
**3-Pt Field Goal Att.:** 4, 3x, last: vs. La Sierra (Dec. 14, 2013)  
**Free Throws:** 3, 2x, last: vs. La Sierra (Dec. 14, 2013)  
**Free Throw Att.:** 6, vs. North Dakota St. (Nov. 29, 2013)  
**Rebounds:** 3, vs. La Sierra (Dec. 14, 2013)  
**Assists:** 3, at Cal Poly (Dec. 7, 2013)  
**Blocked Shots:** 1, 2x, last: at CS Bakersfield (Dec. 5, 2013)  
**Steals:** 0  
**Minutes:** 20, vs. La Sierra (Dec. 14, 2013)

#### CAREER HIGHS

**Points:** 13, vs. La Sierra (Dec. 14, 2013)  
**Field Goals:** 4, vs. La Sierra (Dec. 14, 2013)  
**Field Goal Att.:** 9, vs. Simpson (Nov. 10, 2012)  
**3-Pt Field Goals:** 3, vs. Bethesda (Nov. 8, 2013)  
**3-Pt Field Goal Att.:** 5, vs. Simpson (Nov. 10, 2012)  
**Free Throws:** 3, 2x, last: vs. La Sierra (Dec. 14, 2013)  
**Free Throw Att.:** 6, vs. North Dakota St. (Nov. 29, 2013)  
**Rebounds:** 3, vs. La Sierra (Dec. 14, 2013)  
**Assists:** 3, 2x, last: at Cal Poly (Dec. 7, 2013)  
**Blocked Shots:** 1 3x, last: at CS Bakersfield (Dec. 5, 2013)  
**Steals:** 2 vs. USC Upstate (Nov. 20, 2012)  
**Minutes:** 20, vs. La Sierra (Dec. 14, 2013)

#### CAREER STATISTICS FOR JULIAN CLARKE

Year	GP	GS	Min	Avg	--- TOTAL FG ---			/-- 3-POINT FG --/			/ FREE THROW /			/----- REBOUNDS -----/											
					FG	FGA	Pct	FG	FGA	Pct	FT	FTA	Pct	Off	Def	Tot	Avg	PF	FO	Ast	TO	Blk	Stl	Pts	Avg
2010-11	3	0	5	1.7	0	3	.000	0	3	.000	0	0	.000	0	0	0	0.0	0	0	0	0	0	0	0	0.0
2011-12	26	2	155	6.0	6	36	.167	4	30	.133	4	9	.444	3	7	10	0.4	10	0	12	8	1	3	20	0.8
2012-13	30	0	248	8.3	21	51	.412	11	31	.355	0	0	.000	2	8	10	0.3	21	0	9	15	0	5	53	1.8
2013-14	12	0	123	10.3	15	34	.441	8	17	.471	10	13	.769	2	7	9	0.8	12	0	6	1	2	0	48	4.0
<b>TOTAL</b>	<b>71</b>	<b>2</b>	<b>531</b>	<b>7.5</b>	<b>42</b>	<b>124</b>	<b>.339</b>	<b>23</b>	<b>81</b>	<b>.284</b>	<b>14</b>	<b>22</b>	<b>.636</b>	<b>7</b>	<b>22</b>	<b>29</b>	<b>0.4</b>	<b>43</b>	<b>0</b>	<b>27</b>	<b>24</b>	<b>3</b>	<b>8</b>	<b>121</b>	<b>1.7</b>



# 35

## Robert Garrett

**7-0 • 260 • Junior • Center**  
**Vallejo, California**  
**Sacramento High School**

Has played in 77 career games making 22 starts ... team is 13-9 in games he's started ... a premiere shot blocker in the WCC, had the 9th best single-season block total (41) in school history last season ... moved into 7th place in career blocks with 73 passing Brendan Graves (70) and is 9 behind teammate Yannick Atanga for 6th ... took his 100th career FGA (vs. LMU 1/4) and is a 52.4% career FG shooter (54-103) but has missed his last 4 FGA ... grabbed 8 rebounds, his 2nd highest career total, in just 7 min. at CS Bakersfield (12/5) ... played 8 min. with a season-high 3 blks vs. Pepperdine (1/2) after just 4 min. played in 3 of the previous 6 games while recovering from an ankle injury ... played 10 min. vs. LMU (1/4), just the 4th time he's played 10+ this season.

**2013-14 (JR):** Averaging 1.6 ppg and 0.71 bpg playing 6.8 mpp in 17 of 20 GP ... scored 6 pts. (2-3 FGs; 2-2 FTs), his highest total in 23 games, with 7 reb. vs. Bethesda (11/8) ... collected 4 reb. with his 6th career ast. and a stl. vs San Jose St. (11/12) ... made his only FGA at CS Fullerton (11/16) ... made his only FGA with 2 blk., to move into an 8th place tie with 65 career, at Notre Dame (11/22) ... 6 pts. on 2-3 FGs and 2-2 FTs vs. N. Dakota St. (11/29) ... 1 blk. to move ahead of Mike Norman into 8th place on all-time list with 66 vs. Rice (11/30) ... 8 reb., 2nd highest career total, with 3 pts. and 1 blk. at CS Bakersfield (12/5) ... saw limited action at Cal Poly (12/7) ... career-high 4 FTM and 2-2 FGs for season-high 8 pts. (3rd highest career total) with 4 reb. vs. La Sierra (12/14) ... played sparingly vs. Sacred Heart (12/18), at #24 Gonzaga (12/28) and at Portland (12/30) ... 3 blk. (season-high) with 3 reb. in 8 min. vs. Pepperdine (1/2) ... 1 pt. (1-2 FTs) with 2 reb., 1 ast. (7th career) and 1 stl. (11th career) in 10 min. vs. LMU (1/4) ... 0-2 FGs with 1 blk. in 7 min. at St. Mary's (1/9) ... 2 PF in 4 min. at UOP (1/11) ... 1 reb. in 4 min. vs. USD (1/16).

**2012-13 (SO):** Played in 32 of 38 games making 19 starts ... team was 13-6 in games he started and won 6 straight with 1st loss coming at No. 1 Duke ... placed 3rd in WCC in total blocks (41) and blocks per game (1.3) ... his 41 blocks rank 9th on school's single-season chart ... averaged 2.1 pts., 2.2 reb. and 1.3 blk. per game ... had career-highs of 14 pts. (6-7 FGs) and 6 blks. in season-opening win vs. Simpson (11/10) ... started for the first time (2nd career) grabbing 10 reb. (career-high) with 9 pts. (4-5 FGs) and 2 blks. vs. Pacific Union (12/8) ... started with 8 pts. (3-5 FG; 2-2 FT) and 4 blks. in win at San Jose St. (12/11) ... made his 7th straight start with 3 reb., 2 blks. and 2 pts. and team lost for the 1st time (6-1)

at No. 1 Duke (12/29) ... started and fouled out for the 1st time in his career (at Gonzaga 1/5) ... started with 4 pts. (2-3 FGs) and 4 blk. at LMU (1/10) ... played just 56 minutes over his final 11 games of the season (5.1 mpp).

**2011-12 (FR):** Played in 28 of 30 games making 1 start ... averaged 1.5 ppg, 1.4 rpg, and 0.7 bpg in 8.5 mpp ... his 20 blocked shots rank No. 7 on the SCU freshman records list ... attempted just 32 FGs in 238 minutes making 56.3% of his tries (18 of 32) ... collected more personal fouls (42) than points (41) ... played 13 min. with 4 reb. and his 1st career blk. and stl. with a pt. (1-2 FT) in his 1st game as a Bronco (vs. UC Merced 11/11) ... made his 1st career FG (3-4) and scored a season-high 7 pts. vs. Pacifica (12/13) ... season-high 3 blks. with 4 pts. (2-2 FGs) and 5 reb. vs. St. Mary's (1/21) ... matched season-high with 3 blks. in his 1st career start (vs. LMU 1/24) ... hit 3-4 FGs for 6 pts. and a blk. vs. USF (1/26) ... in season-high 16 min. hit 2-2 FGs and 2-2 FTs for 6 pts. vs. Portland (2/2) ... season-high tying 3 blks. and 3 reb. at San Diego (2/4) ... played double-digit minutes in 5 of last 6 games with a season-best 16 vs. Gonzaga (2/16).

**HIGH SCHOOL:** A 2011 graduate from Sacramento High School ... named to the Long Beach Press-Telegram's 32nd Best in the West basketball third team ... his senior year averaged 13 ppg, 8 rpg and 4 bpg ... team went to DIII Regional Semifinals ... his junior year he averaged 7 points, 2.4 blocks and 8 rebounds per game ... during his junior year, he lead his team to a 26-8 record getting them to the NorCal Division III regional final.

**PERSONAL:** From Sacramento, Calif. ... teammates call him "Big Rob" ... hopes to take his skills acquired from Santa Clara and play professionally in the NBA ... communication major.

#### SEASON HIGHS

**Points:** 8, vs. La Sierra (Dec. 14, 2013)  
**Field Goals:** 2, 3x, last: vs. La Sierra (Dec. 14, 2013)  
**Field Goal Att.:** 3, 2x, last: vs. North Dakota St. (Nov. 29, 2013)  
**3-Pt Field Goals:** 0  
**3-Pt Field Goal Att.:** 0  
**Free Throws:** 4, vs. La Sierra (Dec. 14, 2013)  
**Free Throw Att.:** 6, vs. La Sierra (Dec. 14, 2013)  
**Rebounds:** 8, at CS Bakersfield (Dec. 5, 2013)  
**Assists:** 1, 2x, last: vs. LMU (Jan. 4, 2014)  
**Blocked Shots:** 3, vs. Pepperdine (Jan. 2, 2014)  
**Steals:** 1, 3x, last: vs. LMU (Jan. 4, 2014)  
**Minutes:** 18, vs. North Dakota St. (Nov. 29, 2013)

#### CAREER HIGHS

**Points:** 14, vs. Simpson (Nov. 10, 2012)  
**Field Goals:** 6, vs. Simpson (Nov. 10, 2012)  
**Field Goal Att.:** 7, vs. Simpson (Nov. 10, 2012)  
**3-Pt Field Goals:** 0  
**3-Pt Field Goal Att.:** 0  
**Free Throws:** 4, vs. La Sierra (Dec. 14, 2013)  
**Free Throw Att.:** 6, 2x, last: vs. La Sierra (Dec. 14, 2013)  
**Rebounds:** 10, vs. Pacific Union (Dec. 8, 2012)  
**Assists:** 1, 7x, last: vs. LMU (Jan. 4, 2014)  
**Blocked Shots:** 6, vs. Simpson (Nov. 10, 2012)  
**Steals:** 1, 11x, last: vs. LMU (Jan. 4, 2014)  
**Minutes:** 22, at #1 Duke (Dec. 29, 2012)

#### CAREER STATISTICS FOR ROBERT GARRETT

Year	GP	GS	Min	Avg	/--- TOTAL FG ---/			/-- 3-POINT FG --/			/ FREE THROW /			/----- REBOUNDS -----/											
					FG	FGA	Pct	FG	FGA	Pct	FT	FTA	Pct	Off	Def	Tot	Avg	PF	FO	Ast	TO	Blk	Stl	Pts	Avg
2011-12	28	1	238	8.5	18	32	.563	0	0	.000	5	19	.263	9	31	40	1.4	42	0	3	3	20	2	41	1.5
2012-13	32	19	336	10.5	27	52	.519	0	0	.000	12	29	.414	24	45	69	2.2	66	3	2	15	41	6	66	2.1
2013-14	17	2	116	6.8	9	19	.474	0	0	.000	10	17	.588	16	17	33	1.9	19	0	2	9	12	3	28	1.6
<b>TOTAL</b>	<b>77</b>	<b>22</b>	<b>690</b>	<b>9.0</b>	<b>54</b>	<b>103</b>	<b>.524</b>	<b>0</b>	<b>0</b>	<b>.000</b>	<b>27</b>	<b>65</b>	<b>.415</b>	<b>49</b>	<b>93</b>	<b>142</b>	<b>1.8</b>	<b>127</b>	<b>3</b>	<b>7</b>	<b>27</b>	<b>73</b>	<b>11</b>	<b>135</b>	<b>1.8</b>



# 20

## Denzel Johnson

**6-3 • 192 • Junior • Guard**  
**Fresno, California**  
**Clovis West High School**

Brings versatility to the backcourt with ability to play either guard spot ... has played in 76 career games with 11 starts ... his 3 career 20+ pt. games came in a 5-game stretch during his freshman season ... has scored 54 points this season and is close to equaling his total (67) from '12-'13 ... scored a season-high 14 pts. vs. La Sierra on 12/14, his highest total since 2/11/12 (49 GP) ... played 8 min. vs. USD (1/16), the most since playing 13 vs. La Sierra on 12/14 ... has played limited minutes (21+) scoring 5 points in 5 games over the team's last 10 ... has an athletic family lineage. His father C.J. played football for San Jose State, older brother Brandon played basketball for Kentucky Wesleyan, uncle Gary Payton was an outstanding NBA player and cousin Travis Davis played in the NFL.

**2013-14 (JR):** Played in 14 of 20 games with 1 start averaging 3.9 ppg in 12.3 mpg ... scored 4 pts. on 4-4 FTs in home opener vs. Bethesda (11/8) ... 11 pts., his 9th career 10+ game and 1st since the final game of his freshman year, vs. San Jose St. (11/12) ... 12 pts., 2nd straight double-figure scoring game (10th career), at CS Fullerton (11/16) ... started for the first time since the final game of his freshman season with 4 pts. (2-4 FGs) at Notre Dame (11/22) ... 1-3 FGs for 2 pts. vs. N. Dakota St. (11/29) ... 1 ast. vs. Rice (11/30) ... 1-4 FGs for 2 pts. with 3 reb. at CS Bakersfield (12/5) ... played 9 min. at Cal Poly (12/7) ... season-high 14 pts., his most since 2/11/12 (17) with 6 reb. (career-high) in just 13 min. vs. La Sierra (12/14) ... 2 pts. (2-2 FTs) after missing previous 2 games (at UNLV 12/22) ... played 7 min. scoring 3 pts. (3-4 FTs) after missing last 2 games (at Portland 12/30) ... played briefly after missing previous 2 games (at St. Mary's 1/9) ... saw limited time at UOP (1/11) ... missed only FGA with 2 reb. in 8 min. vs. USD (1/16).

**2012-13 (SO):** Played in 35 of team's 38 games all off the bench ... averaged 1.9 ppg playing 7.4 mpg ... his three 3-pt FGs on the season came in the first 2 games ... played only 97 minutes over his final 23 games (4.2 mpg) and did not score more than 2 pts. in any game (16 total) ... made and attempted season-high FGs (3-8) and 3FGs (2-4) for 8 pts. in season-opening win vs. Simpson (11/10) ... hit his 3rd and final 3-pt FG of the season for his only pts. at St. Louis (11/14) ... Had his 2nd career blk. and made all 4 FTA for 8 pts. vs. E. Washington (11/23) ... made 5-6 FTs (career-highs) for 9 pts. in OT loss vs. Utah State (11/28) ... tied a career-best with 2 stl. in OT loss to UC Santa Barbara (12/1) ... matched his career-high with 2 stl. vs. Pacific Union (12/8) ... tied his career-high with 6 FTA (made 3) vs. Alcorn State (12/21).

**2011-2012 (FR):** Played in 27 of team's 30 games with 10 starts ... averaged 6.2 ppg and 1.4 rpg in 17.7 mpg ... reached double-figures in points in 8 of final 11 games averaging 13.5 ppg over that span ... scored 6 pts. (3-8 FGs) with 4 reb., 3 ast., 2 stl. and 1 blk. in win over UC Merced in SCU debut (11/11) ... netted 1st career 3FG (at UC Santa Barbara 11/15) ... 1st career start in win over Pacifica (12/13) ... scored 26 pts. (career-high) making 12 FGs (career-high) in 18 attempts. His point total was more than the previous 16 games combined (20) (vs. USF 1/26) ... perfect 4-4 FTs (season-highs) for 18 pts. as a starter vs. Portland (2/2) ... scored 20 pts. on 8-12 FGs (2-4 3s) and 2-2 FTs for 2nd career 20+ pt. game (at San Diego 2/4) ... 2nd consecutive 20-pt. game (3rd career) hitting 8-14 FGs and 4-6 3s (career-highs) with 5 reb. at USF (2/9) ... attempted season and career-high 20 FGs (made 8) for 17 pts. at St. Mary's (2/11) ... totaled 5 ast. (season and career-high) vs. Gonzaga (2/16) ... started with 10 pts. vs. Portland in WCC Tournament (2/29).

**HIGH SCHOOL:** *Fresno Bee* Player of the Year in 2011 ... *Long Beach Press-Telegram's* 32nd Best in the West basketball honorable mention team ... named West Coast All-Stars Camp and Best of Best team in 2010 ... Best of West in 2010 ... All-Tourney at St. Jope Basketball Classic 2009 ... All-Tourney at Santa Barbara Holiday Classic in 2009 ... All-Tourney at CW Nike Classic in 2008 ... at West Coast All-Star Camp, scored 41 point ... senior year averaged 21 ppg and 8 rpg ... overall 2010-11 season record was 24-6 ... junior year averaged 14 ppg, 7rpg and 3 apg ... played on Organized Chaos club team and won championship in Las Vegas in 2009.

**PERSONAL:** Father C.J. played football for San Jose State ... mother Denise is a charge nurse at Children's Hospital in Central California ... older brother Brandon played basketball for Kentucky Wesleyan and was all-league twice, leading his team to the Sweet 16 in 2011 and '12 ... older brother John lives in Oakland ... uncle Gary Payton played basketball at Oregon State and in NBA with Seattle SuperSonics, Los Angeles Lakers and Miami Heat ... cousin Travis Davis played football at Notre Dame and in NFL for Jacksonville Jaguars and Pittsburgh Steelers... communication major ... works as one of the hosts for EYEBRONCO, Santa Clara's video project in Athletic Media Relations.

**SEASON HIGHS**

**Points:** 14, vs. La Sierra (Dec. 14, 2013)  
**Field Goals:** 6, vs. La Sierra (Dec. 14, 2013)  
**Field Goal Att.:** 12, at CS Fullerton (Nov. 16, 2013)  
**3-Pt Field Goals:** 0  
**3-Pt Field Goal Att.:** 4, vs. Bethesda (Nov. 8, 2013)  
**Free Throws:** 4, vs. Bethesda (Nov. 8, 2013)  
**Free Throw Att.:** 5, vs. La Sierra (Dec. 14, 2013)  
**Rebounds:** 6, vs. La Sierra (Dec. 14, 2013)  
**Assists:** 2, 2x, last: vs. La Sierra (Dec. 14, 2013)  
**Blocked Shots:** 0  
**Steals:** 2, vs. La Sierra (Dec. 14, 2013)  
**Minutes:** 33, vs. San Jose St. (Nov. 12, 2013)

**CAREER HIGHS**

**Points:** 26, vs. San Francisco (Jan. 26, 2012)  
**Field Goals:** 12, vs. San Francisco (Jan. 26, 2012)  
**Field Goal Att.:** 20, at St. Mary's (Feb. 9, 2012)  
**3-Pt Field Goals:** 4, at San Francisco (Feb. 9, 2012)  
**3-Pt Field Goal Att.:** 6, at San Francisco (Feb. 9, 2012)  
**Free Throws:** 5, vs. Utah State (Nov. 28, 2012)  
**Free Throw Att.:** 6, 2x, last: vs. Alcorn State (Dec. 21, 2012)  
**Rebounds:** 6, vs. La Sierra (Dec. 14, 2013)  
**Assists:** 5, vs. Gonzaga (Feb. 16, 2012)  
**Blocked Shots:** 1, 3x, last: at San Jose St. (Dec. 11, 2012)  
**Steals:** 2, 5x, last: vs. La Sierra (Dec. 14, 2013)  
**Minutes:** 38, at LMU (Feb. 25, 2012)

**CAREER STATISTICS FOR DENZEL JOHNSON**

Year	GP	GS	Min	Avg	/--- TOTAL FG ---/			/-- 3-POINT FG --/			/ FREE THROW /			/----- REBOUNDS -----/						PF	FO	Ast	TO	Blk	Stl	Pts	Avg
					FG	FGA	Pct	FG	FGA	Pct	FT	FTA	Pct	Off	Def	Tot	Avg										
2011-12	27	10	479	17.7	70	179	.391	17	58	.293	11	14	.786	9	29	38	1.4	23	0	27	13	1	8	168	6.2		
2012-13	35	0	260	7.4	22	69	.319	3	18	.167	20	28	.714	11	13	24	0.7	29	0	10	9	2	8	67	1.9		
2013-14	14	1	172	12.3	19	56	.339	0	11	.000	16	24	.667	7	11	18	1.3	9	0	9	9	0	6	54	3.9		
<b>TOTAL</b>	<b>76</b>	<b>11</b>	<b>911</b>	<b>12.0</b>	<b>111</b>	<b>304</b>	<b>.365</b>	<b>20</b>	<b>87</b>	<b>.230</b>	<b>47</b>	<b>66</b>	<b>.712</b>	<b>27</b>	<b>53</b>	<b>80</b>	<b>1.1</b>	<b>61</b>	<b>0</b>	<b>46</b>	<b>31</b>	<b>3</b>	<b>22</b>	<b>289</b>	<b>3.8</b>		



# 43

## Nate Kratch

6-6 • 223 • RS Freshman • Forward

Watertown, Minnesota

Watertown-Mayer High School

Making his SCU debut after redshirting last season ... has played in all 20 games with 5 starts averaging 13.3 mpg ... his starts came in consecutive games (12/5 to 12/18) where he averaged 24.2 mpg, 7.6 ppg and 5.4 rpg ... scored season-high 11 points in each of his first 2 starts (at CS Bakersfield 12/5, at Cal Poly 12/7) ... career-best 10 reb. vs. Radford (12/16) ... made 1st career 3FG on his first attempt ... had a team season-high 4 blocks at Cal Poly (12/7) and 11 of his 13 blocks on the season have come in 4 games ... has played just 7.9 mpg in 9 games since his last start ... posted over 1,000 career points and rebounds with over 500 blocked shots during his high school career ... his father Robert Kratch won a Super Bowl ring with the N.Y. Giants in 1991.

**2013-14 (RS/FR):** Averaging 3.4 ppg and 2.8 rpg in 13.3 mpg playing in all 20 games ... played 21 min. scoring 3 pts. (1-5 FGs; 1-2 FTs) with 5 reb., 1 ast. and 1 stl. in first game as a Bronco (vs. Bethesda 11/8) ... made his 1st career 3FG on his 1st attempt (1-2) for his only pts. vs. San Jose St. (11/12) ... 1st career blk. with 2 pts. (1-1 FG) at CS Fullerton (11/16) ... 5 reb., 1 ast. and 1 stl. vs. N. Dakota St. (11/29) ... 4 pts. (2-5 FGs) and 3 blk. with 3 reb. vs. Rice (11/30) ... 11 pts. on 4-6 FGs and 3-5 3s in 1st career start (at CS Bakersfield 12/5) ... 7 reb. and 4 blk. (career-high) with 11 pts. in 2nd career start (at Cal Poly 12/7) ... played 29 min. with 7 pts. (3-10 FGs), 5 reb. and 2 blk. vs. La Sierra (12/14) ... 10 reb. (career-high) with 8 pts. and 2 stl. in personal-high 30 min. vs. Radford (12/16) ... 1 pt. (1-2 FTs) with 3 reb. and 1 ast. vs. Sacred Heart (12/18) ... made his only FGA (2 pts.) with 1 reb. in 5 min. off the bench at UNLV (12/22) ... made 2-3 3FG for 6 pts. with 2 reb. in 14 min. vs. So Florida (12/23) ... made his only FGA (2 pts.) with 2 reb. and 1 ast. in 6 min. at #24 Gonzaga (12/28) ... 3 pts. (1-3 3s) and 3 reb. in 14 min. at Portland (12/30) ... played 1 min. vs. Pepperdine (1/2) ... 0-2 FGs with 1 reb. in 10 min. vs. LMU (1/4) ... 2 blk. and 1 stl. in 5 min. at St. Mary's (1/9) ... made his only 3FGA and 2-2 FTs for 5 pts. in 7 min. at UOP (1/11) ... 2 reb. and 1 blk. in 9 min. vs. USD (1/16).

**2012-13:** Redshirted.

**HIGH SCHOOL:** Is a 2012 graduate of Watertown-Mayer High School in Watertown, Minn. ... coached by Bob Hennen in high school and played for Al Harris' AAU team, 43 Hoops ... played one year of varsity of football (played tight end and defensive end) and three years of varsity basketball (played his freshman year in

both as well) ... captain his junior and senior years ... his senior year he averaged 20 ppg, 14 rpg and 6 bpg ... had 1,000+ points, 1,000+ rebounds and 500+ blocked shots in high school ... his senior year they went to the state tournament and were undefeated conference champions ... all-conference and MVP of the conference (unanimous) his senior year, leading league in ppg, rpg and bpg ... AP Third Team All-State in 2012 ... junior year he averaged 15.8 ppg, 12.7 rpg, 2.5 apg, 1.8 spg and 5.7 bpg ... team went to the 2011 sectional championship ... he averaged 14.2 ppg, 13 rpg and 4.5 bpg his sophomore year ... Honorable Mention All-Conference in football (once) and All-Conference basketball three times ... AP Honorable Mention All-State in 2011 ... member of the Honor Roll, Member of the Business Club and won the Outstanding Academic Achievement Award three straight years.

**PERSONAL:** Born in Wayne, N.J. ... parents are Robert and Kristi Kratch ... dad played football at Iowa and later won a Super Bowl ring with the NY Giants in 1991 ... mother was a high jumper at Iowa and personal best is 5'11 ... parents own a furniture and interior design store in Watertown ... older brother Colby played tight end at Toledo University and is now a graduate assistant for the Rockets ... younger sister MacKenzie strives to be a Division I hockey player ... maternal grandmother played professional basketball for the Redheads and will be inducted into the Professional Basketball Hall of Fame in New York City at Madison Square Garden ... grandma once scored 70 points in a high school game, something she has reminded Nate of a few times during his high school career ... paternal grandfather played baseball at Long Island University and two Uncles played football at Cornell and Central College ... majoring in Psychology.

### SEASON HIGHS

**Points:** 11, 2x, last: at Cal Poly (Dec. 7, 2013)  
**Field Goals:** 4, 2x, last: at Cal Poly (Dec. 7, 2013)  
**Field Goal Att.:** 10, vs. La Sierra (Dec. 14, 2013)  
**3-Pt Field Goals:** 3, at CS Bakersfield (Dec. 5, 2013)  
**3-Pt Field Goal Att.:** 5, 2x, last: vs. La Sierra (Dec. 14, 2013)  
**Free Throws:** 3, at Cal Poly (Dec. 7, 2013)  
**Free Throw Att.:** 6, at Cal Poly (Dec. 7, 2013)  
**Rebounds:** 10, vs. Radford (Dec. 16, 2013)  
**Assists:** 1, 7x, last: at UOP (Jan. 11, 2014)  
**Blocked Shots:** 4, at Cal Poly (Dec. 7, 2013)  
**Steals:** 2, 3x, last: vs. Radford (Dec. 16, 2013)  
**Minutes:** 30, vs. Radford (Dec. 16, 2013)

### CAREER HIGHS

**Points:** 11, 2x, last: at Cal Poly (Dec. 7, 2013)  
**Field Goals:** 4, 2x, last: at Cal Poly (Dec. 7, 2013)  
**Field Goal Att.:** 10, vs. La Sierra (Dec. 14, 2013)  
**3-Pt Field Goals:** 3, at CS Bakersfield (Dec. 5, 2013)  
**3-Pt Field Goal Att.:** 5, 2x, last: vs. La Sierra (Dec. 14, 2013)  
**Free Throws:** 3, at Cal Poly (Dec. 7, 2013)  
**Free Throw Att.:** 6, at Cal Poly (Dec. 7, 2013)  
**Rebounds:** 10, vs. Radford (Dec. 16, 2013)  
**Assists:** 1, 7x, last: at UOP (Jan. 11, 2014)  
**Blocked Shots:** 4, at Cal Poly (Dec. 7, 2013)  
**Steals:** 2, 3x, last: vs. Radford (Dec. 16, 2013)  
**Minutes:** 30, vs. Radford (Dec. 16, 2013)

### CAREER STATISTICS FOR NATE KRATCH

Year	GP	GS	Min	Avg	--- TOTAL FG ---			/-- 3-POINT FG --/			/ FREE THROW /			/---- REBOUNDS ----/						PF	FO	Ast	TO	Blk	Stl	Pts	Avg
					FG	FGA	Pct	FG	FGA	Pct	FT	FTA	Pct	Off	Def	Tot	Avg										
2013-14	20	5	266	13.3	25	66	.379	9	34	.265	9	16	.563	19	37	56	2.8	36	0	7	10	13	9	68	3.4		
<b>TOTAL</b>	<b>20</b>	<b>5</b>	<b>266</b>	<b>13.3</b>	<b>25</b>	<b>66</b>	<b>.379</b>	<b>9</b>	<b>34</b>	<b>.265</b>	<b>9</b>	<b>16</b>	<b>.563</b>	<b>19</b>	<b>37</b>	<b>56</b>	<b>2.8</b>	<b>36</b>	<b>0</b>	<b>7</b>	<b>10</b>	<b>13</b>	<b>9</b>	<b>68</b>	<b>3.4</b>		



# 25

## John McArthur

**6-9 • 228 • Senior • Forward**  
**Danville, California**  
**De La Salle High School**

Has played in 116 career games with 44 starts ... will enter school's top-10 GP list with 6 more ... a starter in each of the last 8 games averaging 29.4 mpg after playing 17.4 mpg in previous 8 GP ... has played over 30 min. 7 times in his career and had a stretch of 4 straight (1/2 to 1/11) this season ... has 18 3FGA in last 9 GP with at least 1 in each game after only 7 3FGA in previous 107 GP ... 4 of his 6 career 3FG have come in last 9 GP ... career-high tying 9 FGA twice this season (vs. USD 1/16, vs. LMU 1/4) and averaging 5.3 FGA/game after 2.7 FGA/game in first 3 seasons ... returned to the court after missing the previous 4 games and tied his career-high with a team season-best 12 reb. vs. Sacred Heart (12/18) ... led team for 1st time with a career-high 4 assists (vs. USD 1/16) ... grabbed his 300th career rebound (at Portland 12/30) ... recorded his 300th career point in the 2nd half at Notre Dame (11/22) ... one of 3 seniors on the 2013-14 roster ... Bay Area native from Danville prepped at De La Salle HS.

**2013-14 (SR):** 16 GP with 12 starts averaging 3.9 ppg and 3.8 rpg in 23.4 mpg ... tied career-high with 2 stl. and scored 4 pts. vs. Bethesda (11/8) ... scored 6 pts. (3-6 FGs) with 5 reb. in win vs. San Jose St. to go 4-0 during his career against the Spartans (11/12) ... 2 ast. with 2 pts. (1-2 FG) and 3 reb. at CS Fullerton (11/16) ... 7 pts. to reach 300 career with his 2nd career 3FG (at Notre Dame 11/22) ... 1st time not starting going 0-2 FGs vs. No. Dakota St. (11/29) ... Played 18 min. off the bench with 2 reb. vs. Rice (11/30) ... returned to the court after missing previous 4 games with a career-high tying 12 reb. and 3 ast. adding 7 pts. (3-7 FGs) in 21 min. vs. Sacred Heart (12/18) ... made 3rd career 3FG in 3 attempts for 3 pts. with 5 reb. and 7th career foul out (at UNLV 12/22) ... season-high 9 pts. making 1 of career-high 4 3FGA (3-8 FGs) with 4 reb. vs. So. Florida (12/23) ... 4 pts. (2-4 FGs) with 2 reb. and 1 blk. at #24 Gonzaga (12/28) ... career-high tying 2 stl. with 2 pts. (1-4 FGs) at Portland (12/30) ... 5 pts. (1-1 3FG) and 5 reb. in season-high 34 min. vs. Pepperdine (1/2) ... made 2 of career-high tying 9 FGAs (0-3 3s) with 8 reb. in 33 min. vs. LMU (1/4) ... made only 3FGA (6th career) for 3 pts. playing over 30 min. (31) for 3rd straight game (at St. Mary's 1/9) ... 4th straight 30+ min. game (33) with 2 pts. (1-8 FGs) and 6 reb. at UOP (1/11) ... career-high 4 ast. with 4 pts. (2-9 FGs) and 4 reb. in 28 min. vs. USD (1/16).

**2012-13 (JR):** Played in all 38 games making 6 starts ... All his starts came in the first 7 games of the season ... averaged 2.0 ppg and 2.4 rpg in 13.2 mpg ... started season-opener with 4 pts and 4 reb. in win vs. Simpson (11/10) ... started playing a season-high 24 min. vs. Utah Valley (11/21) ... scored a season-high 8 pts. (3-9 FGs; 2-2 FTs) vs. Pacific Union (12/8) ... grabbed his 200th career reb. (5 total) in a win at San Jose St. (12/11) ... season-best 6 reb. vs. Wagner (12/22) ... 3 blks. (career-high) vs. LMU (3/8) ... recorded his 20th career block in CBI Tournament

win vs. Vermont (3/19) ... season-high 4 FGs for 8 pts. in CBI Tournament win at Wright State (3/27).

**2011-12 (SO):** Started 26 of 27 games played missing the final 3 due to a concussion ... averaged 5.6 ppg in 23.5 mpg ... 3rd on team in rebounding (4.2) ... played the fourth-most minutes on the team (634) ... made his 1st career start with 6 pts. and 6 reb. vs. UC Merced (11/11) ... 1st career foul out (at UC Santa Barbara 11/15) ... earned his 1st double-double with career-best 19 pts. and 10 reb. on a perfect 11-11 FTs in win vs. San Jose St. (11/19) ... attempted season-high 9 FGs (made 2) scoring 8 pts. vs. CS Northridge (12/3) ... grabbed 12 reb. (career-high) and scored 12 pts. for 2nd double-double in career-most 38 min. at Houston Baptist (12/21) ... scored 8 pts. making 4-4 FTs in only game he did not start (vs. LMU 1/24) ... 3 ast. at Pepperdine (1/28) ... played 14 min. with 5 reb. and 2 pts. before leaving game early in the second half after an elbow to the head (at BYU 2/18) ... missed the final 3 games due to a concussion symptoms sustained after injury in BYU game.

**2010-11 (FR):** Played in 35 of 38 games all off the bench ... averaged 1.6 ppg and 1.7 rpg in 8.3 mpg ... made his SCU debut playing 3 min. vs. Rice (11/18) ... Made his 1st career FG (vs. Bethune-Cookman 11/21) ... made a season-best 3 FGs (6 att.) for 6 pts. vs. UC Santa Barbara (12/4) ... attempted his 1st career 3FG and FT (missed both) vs. Houston Baptist (12/17) ... season-high 7 pts. (2-4 FGs; 3-5 FTs) with 6 reb. and 1st career blk. and stl. vs. Bethany (1/3) ... Season-highs of 11 reb. and 25 min. in win vs. UC Santa Cruz (2/1). His reb. total was the highest for a SCU freshman since John Bryant's 13 on 1/7/06 ... made 1st 3FG of career with his 1st career ast. at Gonzaga (2/17) ... season-high 2 ast. in win over Pepperdine (2/26).

**HIGH SCHOOL:** A 2010 graduate of De La Salle H.S. in Concord, Calif. ... played for head coach Frank Allocco and helped lead De La Salle to the North Coast Section Championship title and Nor Cal Championship game with a 29-3 record ... averaged 22.8 ppg and 11.7 rpg ... team was 111-12 during four-year high school career ... as a senior named the Metro Athletic League Player of the Year by the *San Francisco Chronicle*, East Bay Player of the Year by the *Contra Costa Times* and to the All-State team ... selected to play in the Academic All-American game in Los Angeles.

**PERSONAL:** Parents are Rich and Colleen McArthur ... father played football at Saint Mary's College and is a District Sales Manager ... mother is an Office Manager ... Great Uncle Tom Marshall played basketball for Western Kentucky and in the NBA in the early 1950s ... business management major.

#### SEASON HIGHS

**Points:** 9, vs. So. Florida (Dec. 23, 2013)  
**Field Goals:** 3, 4x, last vs. So. Florida (Dec. 23, 2013)  
**Field Goal Att.:** 9, 2x, last vs. San Diego (Jan. 16, 2014)  
**3-Pt Field Goals:** 1, 5x, last: at St. Mary's (Jan. 9, 2014)  
**3-Pt Field Goal Att.:** 4, vs. So. Florida (Dec. 23, 2013)  
**Free Throws:** 2, vs. So. Florida (Dec. 23, 2013)  
**Free Throw Att.:** 2, 2x, last vs. So. Florida (Dec. 23, 2013)  
**Rebounds:** 12, vs. Sacred Heart (Dec. 18, 2013)  
**Assists:** 4, vs. San Diego (Jan. 16, 2014)  
**Blocked Shots:** 1, 8x, last: vs. San Diego (Jan. 16, 2014)  
**Steals:** 2, 3x, last: vs. LMU (Jan. 4, 2014)  
**Minutes:** 34, vs. Pepperdine (Jan. 2, 2014)

#### CAREER HIGHS

**Points:** 19, vs. San Jose St. (Nov. 19, 2011)  
**Field Goals:** 6, vs. Pacifica College (Dec. 13, 2011)  
**Field Goal Att.:** 9, 6x, last: vs. USD (Jan. 16, 2014)  
**3-Pt Field Goals:** 1, 6x, last: at St. Mary's (Jan. 9, 2014)  
**3-Pt Field Goal Att.:** 4, vs. So. Florida (Dec. 23, 2013)  
**Free Throws:** 11, vs. San Jose St. (Nov. 19, 2011)  
**Free Throw Att.:** 11, vs. San Jose St. (Nov. 19, 2011)  
**Rebounds:** 12, 2x, last: vs. Sacred Heart (Dec. 18, 2013)  
**Assists:** 4, vs. San Diego (Jan. 16, 2014)  
**Blocked Shots:** 3, vs. LMU (Mar. 8, 2013)  
**Steals:** 2, 6x, last: vs. LMU (Jan. 4, 2014)  
**Minutes:** 38, at Houston Baptist (Dec. 21, 2011)

#### CAREER DOUBLE-DOUBLE GAMES (2)

vs. San Jose St., 19 pts./10 reb. (Nov. 19, 2011)  
 at Houston Baptist, 12 pts./12 reb. (Dec. 21, 2011)

#### CAREER 10+ REBOUND GAMES (4)

**12, vs. Sacred Heart (Dec. 18, 2013)**  
 12, at Houston Baptist (Dec. 21, 2011)  
 11, vs. UC Santa Cruz (Feb. 1, 2011)  
 10, vs. San Jose St. (Nov. 19, 2011)

#### CAREER STATISTICS FOR JOHN McARTHUR

Year	GP	GS	Min	Avg	--- TOTAL FG ---/			/-- 3-POINT FG --/			/ FREE THROW /			/----- REBOUNDS -----/											
					FG	FGA	Pct	FG	FGA	Pct	FT	FTA	Pct	Off	Def	Tot	Avg	PF	FO	Ast	TO	Blk	Stl	Pts	Avg
2010-11	35	0	290	8.3	21	60	.350	1	5	.200	12	22	.545	20	40	60	1.7	39	0	4	22	5	4	55	1.6
2011-12	27	26	634	23.5	57	140	.407	0	1	.000	37	46	.804	32	81	113	4.2	70	4	11	29	7	8	151	5.6
2012-13	38	6	503	13.2	31	71	.437	0	0	.000	13	16	.813	40	52	92	2.4	84	2	9	14	9	10	75	2.0
2013-14	16	12	374	23.4	27	85	.318	5	19	.263	3	4	.750	24	37	61	3.8	41	1	21	6	8	12	62	3.9
<b>TOTAL</b>	<b>116</b>	<b>44</b>	<b>1801</b>	<b>15.5</b>	<b>136</b>	<b>356</b>	<b>.382</b>	<b>6</b>	<b>25</b>	<b>.240</b>	<b>65</b>	<b>88</b>	<b>.739</b>	<b>116</b>	<b>210</b>	<b>326</b>	<b>2.8</b>	<b>234</b>	<b>7</b>	<b>45</b>	<b>71</b>	<b>29</b>	<b>34</b>	<b>343</b>	<b>3.0</b>



# 50

## Emmanuel Ndumanya

6-9 • 260 • Freshman • Center

Anambra, Nigeria

Junipero Serra High School

**2013-14 (FR):** Will be redshirted this season.

**HIGH SCHOOL:** Played for head coach Dwan Hurt at Junipero Serra High School in Gardena, Calif. ... during his career at Junipero Serra he averaged 8.0 ppg, 10.0 rpg and 5.6 bpg ... team was 26-7 his senior year ... team finished as the runner-up in the Division IV Southern Regional ... won the Coaches Award in 2012 ... 2013 Defensive Player of the Year ... played three years of varsity basketball ... on the honor roll twice.

**PERSONAL:** Hometown is Anambra, Nigeria ... was born in Enugu, Nigeria ... has six brothers and sisters ... parents are the late Edwin ikechukwu Ndumanya and Susan Nwaakaego Ndumanya ... considers Julia Boyer and her family in the US his state-side family as well ... came to the US through the help of Ejike Ugboaja (runs a clinic for players in both the US and Nigeria) ... studying in the Leavey School of Business.

### **WHY SANTA CLARA?**

"I chose Santa Clara University because it is a sound Catholic institution. I am also interested in International Business and I was impressed with the Department chair."

---



# 30

## Andrew Papenfus

**6-5 • 215 • RS Junior • Forward**  
**Snowmass, Colorado**  
**Aspen High School**

Begins his first season on the Broncos' roster ... has played in 7 of 20 games averaging 7.1 mpg ... has not played in the last 8 games after totaling 46 of his 50 minutes played in the previous 6 games ... provided a spark off the bench in wins over Radford (12/16) and Sacred Heart (12/18) scoring his only pts. of the season (5) making both FGA ... scored his 1st points of the season making a 3FG in his only attempt vs. Radford ... was a SCU team manager and practice player ... played the 2011-12 season at Division II Hawaii-Hilo.

**2013-14 (RS/JR):** Played 4 min. in season opener missing both 3FGA with a reb. vs. Bethesda (11/8/13) ... 0-1 FG playing 4 min. in 1st action since season opener at CS Bakersfield (12/5) ... played 8 min. at Cal Poly (12/7) ... 9 min. with 1 reb. vs. La Sierra (12/14) ... scored 3 pts. making his 1st FG of the season (3FG) on his only attempt with 2 reb., 1 ast. and 1 stl. in season-most 12 min. vs. Radford (12/16) ... made his only FG for 2 pts. with 2 reb. and 1st blk. in 11 min. vs. Sacred Heart (12/18) ... had 1 reb. in 2 min. at UNLV (12/22).

**2012-13:** Santa Clara men's basketball practice player.

**2011-12:** Spent a year at The University of Hawaii at Hilo ... played in 25 of 26 games averaging 2.1 ppg and 1.3 rpg ... scored a season-best 11 pts. on 4-8 FGs (3-5 3s) in 22 min. at Dixie St. (1/24) ... earned the dean's list with a 3.9 first semester and a 4.0 second semester.

**2010-11:** Was a manager with the Bronco men's basketball team.

**HIGH SCHOOL:** Graduated from Aspen High School in 2010 ... played for Steve Ketchum on the basketball court and Mike Sirko on the football field ... in 2010 was a McDonald's All-American Nominee, Colorado Max Preps Player of the Year, 1st team all-state and Western Slope Conference Player of the Year ... averaged 15.4 ppg, 3 apg, 3.8 rpg, 4 spg and 1.2 bpg his senior year ... averaged 11.8 ppg, 1.6 apg, 4.5 rpg, 1.8 spg and .9 bpg his junior year ... lead team to the best record in school history 26-1, 16-0 in conference, finishing 2nd in state his senior year ... lead his high school to consecutive Elite 8's during the 2009 and '10 seasons and to back-to-back Western Slope Conference championships the same years ... on the grid-iron, as a receiver, he averaged 44.1 yards per game and 24.81 yards per catch and scored 4 touchdowns ... was named 2nd team all conference ... mem-

ber of the National Honor Society and participated for three years as a Mentor in the Buddy Program, helping underprivileged children from the community.

**PERSONAL:** Son of Kurt and Joanne Papenfus ... Dad is an E.R. doctor who went to Colorado State as an undergrad and Colorado-Boulder for med school ... Mom is a home nurse ... has a younger brother, Stephan, at University of Northern Colorado ... Grandfather Art Papenfus, had a full-ride to play football at Marquette but turned it down to pursue a teaching career ... working on launching a start up company which makes customizable shin guards... majoring in Marketing with a minor in Entrepreneurship and Economics.

**WHY SANTA CLARA?**

"I choose Santa Clara because of the outstanding business school and the opportunities in the business world that a Santa Clara degree creates. I also came because of the location within the Silicon Valley, which provides excellent networking opportunities at companies like Apple and Google. Also I was ready to get out of the snow and catch some rays. Besides the education, I felt like Santa Clara was my best chance to prove to everybody back home that I could become a D-1 basketball player. In 2011, I was offered a scholarship at the University of Hawaii, Hilo and took the chance to pursue my playing career and be an impact player. After a year, I realized that the quality of education, caliber of the basketball program, and the family of coaches and players that I left behind at Santa Clara was worth coming back to. I choose to return to pursue a better degree and my dream of becoming a Division I basketball player. "

**SEASON HIGHS**

**Points:** 3, vs. Radford (Dec. 16, 2013)  
**Field Goals:** 1, 2x, last: vs. Sacred Heart (Dec. 18, 2013)  
**Field Goal Att.:** 2, vs. Bethesda (Nov. 8, 2013)  
**3-Pt Field Goals:** 1, vs. Radford (Dec. 16, 2013)  
**3-Pt Field Goal Att.:** 2, vs. Bethesda (Nov. 8, 2013)  
**Free Throws:** 0  
**Free Throw Att.:** 0  
**Rebounds:** 2, 2x, last: vs. Sacred Heart (Dec. 18, 2013)  
**Assists:** 1, vs. Radford (Dec. 16, 2013)  
**Blocked Shots:** 1, vs. Sacred Heart (Dec. 18, 2013)  
**Steals:** 1, vs. Radford (Dec. 16, 2013)  
**Minutes:** 12, vs. Radford (Dec. 16, 2013)

**CAREER HIGHS**

**Points:** 3, vs. Radford (Dec. 16, 2013)  
**Field Goals:** 1, 2x, last: vs. Sacred Heart (Dec. 18, 2013)  
**Field Goal Att.:** 2, vs. Bethesda (Nov. 8, 2013)  
**3-Pt Field Goals:** 1, vs. Radford (Dec. 16, 2013)  
**3-Pt Field Goal Att.:** 2, vs. Bethesda (Nov. 8, 2013)  
**Free Throws:** 0  
**Free Throw Att.:** 0  
**Rebounds:** 2, 2x, last: vs. Sacred Heart (Dec. 18, 2013)  
**Assists:** 1, vs. Radford (Dec. 16, 2013)  
**Blocked Shots:** 1, vs. Sacred Heart (Dec. 18, 2013)  
**Steals:** 1, vs. Radford (Dec. 16, 2013)  
**Minutes:** 12, vs. Radford (Dec. 16, 2013)

**HAWAII HILO HIGHS**

**Points:** 11, at Dixie State (Jan. 24, 2012)  
**Field Goals:** 4, at Dixie State (Jan. 24, 2012)  
**Field Goal Att.:** 8, at Dixie State (Jan. 24, 2012)  
**3-Pt Field Goals:** 3, at Dixie State (Jan. 24, 2012)  
**3-Pt Field Goal Att.:** 5, at Dixie State (Jan. 24, 2012)  
**Free Throws:** 2, 2x, last: vs. Cal Baptist (Jan. 28, 2012)  
**Free Throw Att.:** 2, 3x, last: vs. Cal Baptist (Jan. 28, 2012)  
**Rebounds:** 5, vs. AK-Fairbanks (Nov. 26, 2011)  
**Assists:** 2, vs. St. Martins (Nov. 11, 2011)  
**Blocked Shots:** 1, vs. Cal Baptist (Jan. 28, 2012)  
**Steals:** 2, at Dixie State (Jan. 24, 2012)  
**Minutes:** 22, at Dixie State (Jan. 24, 2012)

**CAREER STATISTICS FOR ANDREW PAPENFUS**

Year	GP	GS	Min	Avg	--- TOTAL FG ---			/-- 3-POINT FG --/			/ FREE THROW /			/---- REBOUNDS ----/											
					FG	FGA	Pct	FG	FGA	Pct	FT	FTA	Pct	Off	Def	Tot	Avg	PF	FO	Ast	TO	Blk	Stl	Pts	Avg
2013-14	7	0	50	7.1	2	6	.333	1	4	.250	0	0	.000	2	5	7	1.0	7	0	1	2	1	1	5	0.7
<b>TOTAL</b>	<b>7</b>	<b>0</b>	<b>50</b>	<b>7.1</b>	<b>2</b>	<b>6</b>	<b>.333</b>	<b>1</b>	<b>4</b>	<b>.250</b>	<b>0</b>	<b>0</b>	<b>.000</b>	<b>2</b>	<b>5</b>	<b>7</b>	<b>1.0</b>	<b>7</b>	<b>0</b>	<b>1</b>	<b>2</b>	<b>1</b>	<b>1</b>	<b>5</b>	<b>0.7</b>





# 4

## Jarvis Pugh

6-6 • 195 • Freshman • Guard  
Murphy, Texas  
Plano East High School

**2013-14 (FR):** Will be redshirted this season.

**HIGH SCHOOL:** 2013 graduate of Plano East High School in Plano, Texas ... regarded as one of the elite defenders in the state of Texas ... team was 26-4 and 10-0 in league play in 2012-13 ... ranked fourth in the state of Texas ... averaged 11.2 ppg and 5 rpg ... named to the all-district team ... team made it the regional semi-finals in the playoffs.

**PERSONAL:** Son of Reginald and Sandra Pugh ... was born in Raleigh, N.C. ... has one older sister, Joselyn. She plays volleyball at Houston Baptist University ... studying in the College of Arts and Sciences.

**WHY SANTA CLARA?**

"I chose Santa Clara because it's a very family orientated team, I liked the coaches a lot and I liked the professors as well."

---



# 5

## Jalen Richard

**6-3 • 188 • Freshman • Guard**  
**San Tan Valley, Arizona**  
**Poston Butte High School**

Has the ability and size to impact a game in several ways ... has played in all 20 games with 4 starts in his first year with the program ... started the first 3 games of the season before coming off the bench for the next 16 ... made his 4th start of the season vs. USD (1/16) ... season-bests of 15 points, 6 FGs, 9 FGAs and 3 stl. in his first game as a Bronco (vs. Bethesda 11/8) ... is one of 2 players shooting over 50% from the field (51.0) ... averaging 17.5 mpg over the last 10 games after playing 7.6 mpg in the previous 7 GP ... did not attempt a FG for just the 4th time this season vs. USD (1/16) ... played a season-high 27 min. twice (vs. Bethesda 11/8 and vs. So. Florida 12/23) ... 8 points against La Sierra on 12/14 was more than his previous 6 games combined (7).

All-Region performer ... his performance best prior to his senior year included 48 points, 5 rebounds and 5 assists.

**PERSONAL:** Parents are Kevin and Jennifer Richard ... has a younger brother named Cameron ... finished in the top 25 percent of his senior class ... born in Las Cruces, N.M. and lived there most of his life (through eighth grade) ... studying in the College of Arts and Sciences.

**WHY SANTA CLARA?**

"I chose Santa Clara because of the opportunity that Santa Clara has to offer on the court and off the court."

**2013-14 (FR):** Averaging 3.9 ppg, 2.5 rpg and 14.4 mpg in 20 GP ... starter in his 1st career game at SCU scoring 15 pts on 6-9 FGs adding 3 stl, 2 ast and 2 reb in 27 min. vs. Bethesda (11/8) ... starter scoring 5 pts. with 4 reb. and 3 ast. making his only 3 FGA in win over San Jose St. (11/12) ... 3 pts., 4 reb. and 3 ast. at CS Fullerton (11/16) ... played 5 min. off the bench at Notre Dame (11/22) ... made his only FGA for 2 pts. and 1 ast. vs. N. Dakota St. (11/29) ... 2-2 FTs for 2 pts. with 1 ast. vs. Rice (11/30) ... 0-2 FGs with 2 reb. at CS Bakersfield (12/5) ... 2 reb., 1 ast. and 1 stl. at Cal Poly (12/7) ... 8 pts. on 3-3 FGs and 1st career foul out vs. La Sierra (12/14) ... made his only FGA and 1-2 FTs for 3 pts. with 1st career blk. vs. Radford (12/16) ... 4 pts. (2-2 FTs) and 4 reb. vs. Sacred Heart (12/18) ... 4 pts. (2-3 FGs) with 3 reb. in 19 min. at UNLV (12/22) ... 10 pts. making 7-8 FTs with career-best 7 reb. in season-high tying 27 min. vs. So. Florida (12/23) ... made his only 3FGA scoring 4 pts. with 2 reb. and 2 ast. at #24 Gonzaga (12/28) ... scoreless (0-3 FGs) with 2 reb. in 14 min. at Portland (12/30) ... 4 pts. (2-4 FGs) in 15 min. vs. Pepperdine (1/2) ... made his only FGA for 3 pts. with 3 reb. and 2 ast. vs. LMU (1/4) ... 5 pts. on 2-4 FGs (1-1 3s) with 4 reb. in 20 min. at St. Mary's (1/9) ... 5 pts. (2-5 FGs) with 4 reb. in 20 min. for 2nd straight game (at UOP 1/11) ... started playing 10 min. with no shot attempts, 2 reb., 1 ast. and 1 blk. vs. USD (1/16).

**HIGH SCHOOL:** Graduated from Poston Butte High School in the suburbs of Phoenix, Ariz. (San Tan Valley, Ariz.) ... his senior year team was 23-6 and 9-1 in league play ... lost in the second round of the state playoffs ... his senior year he averaged 22 ppg, 3 apg, 7 rpg, 3 spg and 1 bpg ... his junior year led his team to the state quarter-finals as he posted 23 ppg, 6 rpg, 5 apg and 1 bpg ... was First Team All State twice, a 2nd team All State player once and a three-time First Team

**SEASON HIGHS**

**Points:** 15, vs. Bethesda (Nov. 8, 2013)  
**Field Goals:** 6, vs. Bethesda (Nov. 8, 2013)  
**Field Goal Att.:** 9, vs. Bethesda (Nov. 8, 2013)  
**3-Pt Field Goals:** 1, 6x, last: at St. Mary's (Jan. 9, 2014)  
**3-Pt Field Goal Att.:** 4, vs. Bethesda (Nov. 8, 2013)  
**Free Throws:** 7, vs. So. Florida (Dec. 23, 2013)  
**Free Throw Att.:** 8, vs. So. Florida (Dec. 23, 2013)  
**Rebounds:** 7, vs. So. Florida (Dec. 23, 2013)  
**Assists:** 3, 2x, last: at CS Fullerton (Nov. 16, 2013)  
**Blocked Shots:** 1, 2x, last: vs. San Diego (Jan. 16, 2014)  
**Steals:** 3, vs. Bethesda (Nov. 8, 2013)  
**Minutes:** 27, 2x, last: vs. So. Florida (Dec. 23, 2013)

**CAREER HIGHS**

**Points:** 15, vs. Bethesda (Nov. 8, 2013)  
**Field Goals:** 6, vs. Bethesda (Nov. 8, 2013)  
**Field Goal Att.:** 9, vs. Bethesda (Nov. 8, 2013)  
**3-Pt Field Goals:** 1, 6x, last: at St. Mary's (Jan. 9, 2014)  
**3-Pt Field Goal Att.:** 4, vs. Bethesda (Nov. 8, 2013)  
**Free Throws:** 7, vs. So. Florida (Dec. 23, 2013)  
**Free Throw Att.:** 8, vs. So. Florida (Dec. 23, 2013)  
**Rebounds:** 7, vs. So. Florida (Dec. 23, 2013)  
**Assists:** 3, 2x, last: at CS Fullerton (Nov. 16, 2013)  
**Blocked Shots:** 1, 2x, last: vs. San Diego (Jan. 16, 2014)  
**Steals:** 3, vs. Bethesda (Nov. 8, 2013)  
**Minutes:** 27, 2x, last: vs. So. Florida (Dec. 23, 2013)

**CAREER STATISTICS FOR JALEN RICHARD**

Year	GP	GS	Min	Avg	/--- TOTAL FG ---/			/-- 3-POINT FG --/			/ FREE THROW /			/---- REBOUNDS ----/											
					FG	FGA	Pct	FG	FGA	Pct	FT	FTA	Pct	Off	Def	Tot	Avg	PF	FO	Ast	TO	Blk	Stl	Pts	Avg
2013-14	20	4	288	14.4	26	51	.510	6	15	.400	19	25	.760	3	47	50	2.5	25	1	21	15	2	12	77	3.9
<b>TOTAL</b>	<b>20</b>	<b>4</b>	<b>288</b>	<b>14.4</b>	<b>26</b>	<b>51</b>	<b>.510</b>	<b>6</b>	<b>15</b>	<b>.400</b>	<b>19</b>	<b>25</b>	<b>.760</b>	<b>3</b>	<b>47</b>	<b>50</b>	<b>2.5</b>	<b>25</b>	<b>1</b>	<b>21</b>	<b>15</b>	<b>2</b>	<b>12</b>	<b>77</b>	<b>3.9</b>



# 24

## Evan Roquemore

6-3 • 180 • Senior • Guard

### Henderson, Nevada

### Foothill High School

8th in GP with 123 and tied for 6th in starts with 106 ... collected his 518th career assist in the 1st half vs. Radford on 12/16 passing Brian Jones (517) for SCU's all-time record ... moved into 10th place in WCC career assists with 553 and trails 9th place John Stockton by 1 ... became the 12th Bronco to score 1,500 career points (at UOP 1/11) ... ranks 12th in career points with 1,514 and has climbed 7 spots on the all-time list since the start of the season ... ranks in SCU's top 10 in FTM (2nd), min. played (2nd), 3FGM (7th), 3FGA (5th), FTA (5th), FGA (10th) and FT% (4th) ... collected 500th career assist on 11/29 vs. No. Dakota St. and 1,500th career point on 1/11 at UOP to become the 3rd Bronco with 1,500/500 ... has made 18 straight and 29 of his last 30 FTs ... scored in double figures 84 times in his 123 games ... matched a career-low (at Gonzaga 2/20/13, at SMU 3/25/11) with 2 pts. at St. Mary's (1/9).

**2013-14 (SR):** Missed first 3 games of season with back issues ... played 26 min. with 9 pts. in his first action (at Notre Dame 11/22) ... 11 pts. and 7 ast., including 500th career, in 1st start of the season (vs. N. Dakota St. 11/29) ... scored 17 pts. to pass Marlon Garnett (1,346) for 18th on career list with 1,353 and dished 4 ast. to move ahead of Brody Angley (506) into 3rd with 507 vs. Rice (11/30) ... game-high 12 pts. to pass Jens Gordon (1,356) for 17th on career list with 1,365 and 3 ast. to tie Steve Nash for 2nd all-time with 510 at CS Bakersfield (12/5) ... 12 pts. (5-14 FGs) in 95th career start (at Cal Poly 12/5) ... 6 ast. to move ahead of Steve Nash (510) for 2nd all-time with 516 and climbed ahead of Travis Niesen (1,380) into 16th in career pts. with 6 for 1,383 career vs. La Sierra (12/14) ... 5 ast. to pass Brian Jones (517) for SCU's career record with 521 and 12 pts. to move into 15th on career list vs. Radford (12/16) ... 17 pts. to pass Nick Vanos (1,399) for 14th on career list with 1,412 and tied Ben Dowdell for 9th in starts with 98 vs. Sacred Heart (12/18) ... tied Steve Kenilvort for 8th in career starts with 99 scoring 9 pts. (3-12 FGs) at UNLV (12/22) ... 5 ast. to move into 10th in WCC all-time with 532 and 8 pts. (4-13 FGs) in 100th career start (vs. So. Florida 12/23) ... 11 pts. (5-12 FGs) to pass Bud Ogden (1,437) for 13th on career list with 1,440 with 3 ast. and 2 blk. at #24 Gonzaga (12/28) ... season-high 20 pts. to pass Mike Stewart (1,446) for 12th on career list with 1,460 and 6 ast. at Portland (12/30) ... tied Dan Weiss for 7th in career starts with 103 scoring 13 pts. (5-12 FGs) with 8 reb. vs. Pepperdine (1/2) ... took over 7th in career starts (104) scoring 10 pts. with 5 reb., including 400th career, and 5 ast. in 38 min. vs. LMU (1/4) ... tied a career-low with 2 pts. (1-5 FGs) in 24 min. at St. Mary's (1/9) ... scored 19 pts. and became the 12th Bronco with 1,500 career (1,504) at UOP (1/11) ... 4-4 FTs for 18 straight with 10 pts. and 5 reb. in 36 min. off the bench vs. USD (1/16).

**2012-13 (JR):** Played in all 38 games with 36 starts ... set a SCU season record with 198 assists and placed 4th in WCC with 5.2 apg ... had 5+ assists in 27 of 38 games ... averaged 12.0 ppg, 3.2 rpg and 1.2 spg ... scored his 1,000th career point at Pacific (12/15) ... All-Tournament team pick at Cable Car Classic and CBE Hall of Fame Classic ... played 36+ minutes 10 times and his 1,194 total minutes was the third-most in school history ... back-to-back 20 pt. games for the 2nd time in career with 23 (season-high) vs. Utah St (11/28) and 22 vs. UCSB (12/1) ... season-high 10 ast. (3rd career 10+ game) vs. Pacific Union (12/8) ... 3rd career double-double with 16 pts. and career-high 10 reb. vs. Wagner (12/22) ... 10 ast. (4th career 10+ game) at Pepperdine (1/19) ... made 23 of 25 FTs over his last 4 games, including

all 7 in CBI Tournament final win at George Mason (4/5).

**2011-12 (SO):** Played in all 30 games with 26 starts ... 2nd in WCC with 5.3 apg and his total (158) was the 5th-highest season mark ... only player to exceed 1,000 minutes (1,006) ... played 35+ min. 12 times and twice played 43 ... team leader in points (415), FGs (119) and FTs (120) and tied for lead in steals (26) ... WCC Player of the Week (11/28/11) ... 76 Classic All-Tournament Team after tournament assist and FT% records ... played 43 min. with 26 pts. in OT win vs. New Mexico (11/24) ... season-high 27 pts. on 7-11 3s (both career highs) with 10 ast. for 1st career double-double (vs. Oklahoma 11/25) ... scored 15 pts. with 9 ast. vs. Villanova (11/27) setting 76 Classic ast. and FT% records ... 11 ast. (career-high) with 14 pts. in 43 min. for 2nd career double-double (vs. Pacific 12/17) ... career-highs of 11 FT and 12 FTA vs. USD (1/12) ... Scored 21 pts. at USD (2/4) ... Tied career-highs with 11 FT and 12 FTA for 21 pts. vs. Portland in WCC Tournament (2/29).

**2010-11 (FR):** Played in all 38 games ... started 29 of the final 30 games ... averaged 11.7 ppg, 3.6 rpg, 3.7 apg and 0.9 spg in 31.4 mpg to earn WCC All Freshman Team recognition ... scored double figures in 24 games, including 10 of the last 12 ... made multiple 3FGs in 19 games ... set SCU freshman records for minutes (1,192), assists (139), FTM (159) and FTA (193) and ranked 2nd in FT% (.824) and pts. (446) ... scored 14 pts. with 4 ast. 1 stl. and 1 reb. in 27 min. in his first collegiate game (vs. CS Bakersfield 11/12) ... made all 10 FTs for 18 pts. vs. No. Colorado (11/23) ... 1st career start with 14 pts. and 6 reb. (at SJSU 12/10) ... season-high 8 ast. at SMC (1/15) ... played 39 min. with 12 pts. in win over USD (2/12) ... 8 ast. and 16 pts. at Gonzaga (2/17) ... career-high 49 min. with 14 pts. in 2OT win vs. LMU (2/24) ... hit 5-7 FGs (2-2 3s) and 9-10 FTs for 1st career 20-pt game (21) in WCC tournament win (vs. LMU 3/5) ... career-high 30 pts. on 9-15 FGs (5-7 3s) in CIT win at USF (3/22).

**HIGH SCHOOL:** A 2010 graduate of Foothill High School in Henderson, Nev., lettered three years on the basketball, track and field and tennis teams ... coached by Kevin Soares and his father, Bryan Roquemore, assisted with team ... his senior year he led the team with 23.8 ppg, 6.2 rpg and 5.8 apg as the team fell in the regional championship and finished with a 20-10 record ... was All-State, the region MVP and a Reebok and McDonald's All-American nominee ... scored a career-high 44 pts. vs. Eldorado H.S. ... played on tennis team, he was the regional runner-up in doubles in 2009 ... on the track team competed in the jumps ... was the regional champion in the triple jump his senior year, soaring over 46 feet ... first Foothill BK player to go directly into D-I.

**PERSONAL:** Pronounces name "Rock-a-more" ... parents are Bryan and Margaret Roquemore, both are UNLV grads, now P.E. teachers and middle school basketball coaches ... younger brother (Jace) and younger sister (Katelynn) ... cousin is J.R. Henderson, who played on UCLA's national championship team in 1995 and played for the Grizzlies ... born in Lancaster, Calif. ... political science major.

#### SEASON HIGHS

**Points:** 20, at Portland (Dec. 30, 2013)  
**Field Goals:** 5, 7x, last: at UOP (Jan. 11, 2014)  
**Field Goal Att.:** 15, at UOP (Jan. 11, 2014)  
**3-Pt Field Goals:** 5, at Portland (Dec. 30, 2013)  
**3-Pt Field Goal Att.:** 7, 3x, last: at UOP (Jan. 11, 2014)  
**Free Throws:** 6, 2x, last: at UOP (Jan. 11, 2014)  
**Free Throw Att.:** 7, at CS Bakersfield (Dec. 5, 2013)  
**Rebounds:** 8, vs. Pepperdine (Jan. 2, 2014)  
**Assists:** 7, vs. No. Dakota St. (Nov. 29, 2013)  
**Blocked Shots:** 2, 2x, last: at UOP (Jan. 11, 2014)  
**Steals:** 2, 3x, last: at UOP (Jan. 11, 2014)  
**Minutes:** 38, 3x, last: at UOP (Jan. 11, 2014)

#### CAREER HIGHS

**Points:** 30, at USF (Mar. 22, 2011)  
**Field Goals:** 9, at USF (Mar. 22, 2011)  
**Field Goal Att.:** 19, at San Diego (Feb. 4, 2012)  
**3-Pt Field Goals:** 7, vs. Oklahoma (Nov. 25, 2011)  
**3-Pt Field Goal Att.:** 11, vs. Oklahoma (Nov. 25, 2011)  
**Free Throws:** 11, 2x, last: vs. Portland (Feb. 29, 2012)  
**Free Throw Att.:** 12, 2x, last: vs. Portland (Feb. 29, 2012)  
**Rebounds:** 10, vs. Wagner (Dec. 22, 2012)  
**Assists:** 11, vs. Pacific (Dec. 17, 2011)  
**Blocked Shots:** 3, vs. Pacific (Dec. 17, 2011)  
**Steals:** 4, 2x, last: vs. Pacific Union (Dec. 8, 2012)  
**Minutes:** 49, vs. LMU (Feb. 24, 2011)

#### WCC CAREER ASSIST LEADERS

6.) 594 Keith Smith, LMU ('82-'86)  
 7.) 589 Jeremy Pargo, GON ('05-'09)  
 8.) 573 Darwin Cook, POR ('76-'80)  
 9.) 554 John Stockton, GON ('80-'84)  
 10.) 553 Evan Roquemore, SCU

#### SCU CAREER POINTS LEADERS

9.) 1,643 Londale Theus ('76-'80)  
 10.) 1,586 Ken Sears ('51-'55)  
 11.) 1,571 Kyle Bailey ('01-'05)  
 12.) 1,514 Evan Roquemore

#### CAREER STATISTICS FOR EVAN ROQUEMORE

Year	GP	GS	Min	Avg	--- TOTAL FG ---/			/-- 3-POINT FG --/			/ FREE THROW /			/----- REBOUNDS -----/											
					FG	FGA	Pct	FG	FGA	Pct	FT	FTA	Pct	Off	Def	Tot	Avg	PF	FO	Ast	TO	Blk	Stl	Pts	Avg
2010-11	38	29	1192	31.4	115	311	.370	57	144	.396	159	193	.824	23	114	137	3.6	89	1	139	88	12	36	446	11.7
2011-12	30	26	1006	33.5	119	346	.344	57	166	.343	120	151	.795	16	78	94	3.1	64	0	158	84	10	26	415	13.8
2012-13	38	36	1194	31.4	138	330	.418	49	146	.336	130	160	.813	20	102	122	3.2	78	3	196	83	8	46	455	12.0
2013-14	17	15	548	32.2	63	178	.354	27	76	.355	45	58	.776	11	50	61	3.6	47	1	60	50	6	16	198	11.6
<b>TOTAL</b>	<b>123</b>	<b>106</b>	<b>3940</b>	<b>32.0</b>	<b>435</b>	<b>1165</b>	<b>.373</b>	<b>190</b>	<b>532</b>	<b>.357</b>	<b>454</b>	<b>562</b>	<b>.808</b>	<b>70</b>	<b>344</b>	<b>414</b>	<b>3.4</b>	<b>278</b>	<b>5</b>	<b>553</b>	<b>305</b>	<b>36</b>	<b>124</b>	<b>1514</b>	<b>12.3</b>







# 2013-14 Santa Clara Boxscores

GAME **19**

**Pacific 80**  
**Santa Clara 68**  
**Jan. 11, 2014**  
**Stockton, CA**  
**Spanos Center (1,816)**

Santa Clara	FG-A	3G-A	FT-A	RB	PF	PTS	AS	TO	BS	ST	MIN
McARTHUR f	1-8	0-3	0-0	6	1	2	2	0	0	1	33
ATANGA f	0-1	0-0	1-2	2	2	1	0	0	1	0	14
CLARK g	6-13	3-7	5-6	4	4	20	4	3	0	2	35
BROWNRIIDGE g	1-7	1-5	4-7	3	5	7	0	2	0	0	27
ROQUEMORE g	5-15	3-7	6-6	3	2	19	1	2	2	2	38
BROWN	3-3	0-0	3-5	5	3	9	1	1	0	0	22
RICHARD	2-5	0-1	1-1	5	1	5	1	0	0	0	20
JOHNSON	0-0	0-0	0-0	0	0	0	0	0	0	0	0+
GARRETT	0-0	0-0	0-0	0	2	0	0	2	0	0	4
KRATCH	1-2	1-1	2-2	1	1	5	1	0	0	0	7
TEAM				1							
<b>Totals.....</b>	<b>19-54</b>	<b>8-24</b>	<b>22-29</b>	<b>30</b>	<b>21</b>	<b>68</b>	<b>10</b>	<b>10</b>	<b>3</b>	<b>5</b>	<b>200</b>
TOTAL FG%	1st Half: 10-28 35.7%		2nd Half: 9-26 34.6%		Game: 35.2%						
3-Pt. FG%	1st Half: 4-15 26.7%		2nd Half: 4-9 44.4%		Game: 33.3%						
F Throw %	1st Half: 5-8 62.5%		2nd Half: 17-21 81.0%		Game: 75.9%						
DEADBALL REBOUNDS: 1											

Pacific	FG-A	3G-A	FT-A	RB	PF	PTS	AS	TO	BS	ST	MIN
HARRIS f	3-6	1-2	6-7	3	2	13	2	0	0	1	22
RIVERA f	2-4	0-1	0-0	3	1	4	0	2	0	0	21
KELLEY c	1-4	0-0	1-2	5	4	3	0	1	0	0	20
WALLACE g	1-3	0-0	0-0	4	3	2	0	0	0	0	13
BOCK g	5-8	1-3	5-7	2	3	16	1	3	0	0	25
TAKU	7-13	1-3	4-5	3	3	19	4	0	0	1	29
SHORT	1-1	1-1	2-2	4	3	5	1	1	0	1	18
TAYLOR	3-5	2-3	0-1	1	3	8	0	0	0	2	12
GILL	4-5	0-1	0-0	7	5	8	1	2	0	0	24
THOMAS	1-3	0-0	0-0	4	1	2	2	2	1	0	16
TEAM				3							
<b>Totals.....</b>	<b>28-52</b>	<b>6-14</b>	<b>18-24</b>	<b>39</b>	<b>28</b>	<b>80</b>	<b>11</b>	<b>11</b>	<b>1</b>	<b>5</b>	<b>200</b>
TOTAL FG%	1st Half: 14-27 51.9%		2nd Half: 14-25 56.0%		Game: 53.8%						
3-Pt. FG%	1st Half: 2-7 28.6%		2nd Half: 4-7 57.1%		Game: 42.9%						
F Throw %	1st Half: 3-6 50.0%		2nd Half: 15-18 83.3%		Game: 75.0%						
DEADBALL REBOUNDS: 2											

Score by Periods	1st	2nd	Total
Santa Clara	29	39	68
Pacific	33	47	80

**Officials:** Scott Brown, Rob Rorke, Nate Harris **Technical fouls:** Santa Clara-None. Pacific-None.  
**Attendance:** 1816

GAME **20**

**San Diego 69**  
**Santa Clara 66**  
**Jan. 16, 2014**  
**Santa Clara, CA**  
**Leavey Center (1,564)**

San Diego	FG-A	3G-A	FT-A	RB	PF	PTS	AS	TO	BS	ST	MIN
KRAMER f	6-8	2-2	0-0	5	1	14	1	2	1	0	32
KOK c	0-2	0-0	1-2	5	2	1	3	3	0	0	30
ANDERSON g	4-6	2-3	1-2	3	3	11	2	4	0	1	36
DEE g	3-8	0-2	2-2	1	2	8	2	0	0	1	32
SNADZE g	8-13	3-5	6-7	4	4	25	2	0	0	0	26
KERR	0-0	0-0	0-0	0	0	0	0	0	0	0	1
SARBAUGH	1-4	0-0	1-4	2	1	3	1	1	0	0	25
JACOBS	1-1	0-0	0-0	0	0	2	1	0	0	1	5
FAEMISIN	0-0	0-0	0-0	0	1	0	0	0	0	0	2
BAILEY	1-3	0-0	3-3	5	1	5	0	0	0	1	11
TEAM				1							
<b>Totals.....</b>	<b>24-45</b>	<b>7-12</b>	<b>14-20</b>	<b>26</b>	<b>15</b>	<b>69</b>	<b>12</b>	<b>10</b>	<b>1</b>	<b>4</b>	<b>200</b>
TOTAL FG%	1st Half: 11-24 45.8%		2nd Half: 13-21 61.9%		Game: 53.3%						
3-Pt. FG%	1st Half: 1-4 25.0%		2nd Half: 6-8 75.0%		Game: 58.3%						
F Throw %	1st Half: 5-7 71.4%		2nd Half: 9-13 69.2%		Game: 70.0%						
DEADBALL REBOUNDS: 1, 2											

Santa Clara	FG-A	3G-A	FT-A	RB	PF	PTS	AS	TO	BS	ST	MIN
McARTHUR f	2-9	0-1	0-0	4	4	4	4	0	1	1	28
ATANGA c	0-0	0-0	1-2	4	3	1	0	1	1	1	23
CLARK g	8-18	1-4	4-4	3	2	21	2	1	0	2	38
RICHARD g	0-0	0-0	0-0	2	2	0	1	1	1	0	10
BROWNRIIDGE g	6-9	3-6	4-5	1	2	19	3	1	0	0	31
BROWN	5-6	0-0	1-4	4	1	11	0	2	1	1	13
JOHNSON	0-1	0-0	0-0	2	0	0	0	0	0	0	8
ROQUEMORE	3-8	0-3	4-4	5	2	10	2	3	0	1	36
GARRETT	0-0	0-0	0-0	1	0	0	0	0	0	0	4
KRATCH	0-0	0-0	0-0	2	1	0	0	0	1	0	9
TEAM											
<b>Totals.....</b>	<b>24-51</b>	<b>4-14</b>	<b>14-19</b>	<b>28</b>	<b>17</b>	<b>66</b>	<b>12</b>	<b>9</b>	<b>5</b>	<b>6</b>	<b>200</b>
TOTAL FG%	1st Half: 11-25 44.0%		2nd Half: 13-26 50.0%		Game: 47.1%						
3-Pt. FG%	1st Half: 3-8 37.5%		2nd Half: 1-6 16.7%		Game: 28.6%						
F Throw %	1st Half: 7-9 77.8%		2nd Half: 7-10 70.0%		Game: 73.7%						
DEADBALL REBOUNDS: 2											

Score by Periods	1st	2nd	Total
San Diego	28	41	69
Santa Clara	32	34	66

**Officials:** Tommy Nunez, Dennis Flannery, Klaus Endrissat **Technical fouls:** San Diego-TEAM. Santa Clara-TEAM 3. **Attendance:** 1564

**2013-14 SANTA CLARA MEN'S BASKETBALL OVERALL STATISTICS**  
**Overall Record: 10-10 (6-4 Home, 3-5 Away, 1-1 Neutral, 3-4 WCC)**

##	Player	GP-GS	Min--Avg	---TOTAL---			-----3-PTS-----			----REBOUNDS----											Pts	Avg						
				FG-FGA	Pct	3FG-FGA	Pct	3FG/G	FT-FTA	Pct	Off	Def	Tot	Avg	PF	FO	A	APG	TO	TOPG			A/TO	Blk	BPG	Stl	SPG	
03	CLARK, Brandon.....	20-20	651 32.5	113-248	.456	39-99	.394	1.95	86-102	.843	16	40	56	2.8	51	0	71	3.55	33	1.65	2.15	1	0.05	25	1.25	351	17.6	
23	BROWNIDGE, Jared..	20-20	653 32.7	103-214	.481	57-125	.456	2.85	56-69	.812	6	41	47	2.4	36	1	49	2.45	29	1.45	1.69	3	0.15	11	0.55	319	16.0	
24	ROQUEMORE, Evan....	17-15	548 32.2	63-178	.354	27-76	.355	1.59	45-58	.776	11	50	61	3.6	47	1	60	3.53	50	2.94	1.20	6	0.35	16	0.94	198	11.6	
00	BROWN, Jerry.....	20-12	438 21.9	59-108	.546	0-0	.000	0.00	45-85	.529	48	73	121	6.1	44	0	10	0.50	27	1.35	0.37	16	0.80	14	0.70	163	8.2	
22	CLARKE, Julian.....	12-0	123 10.3	15-34	.441	8-17	.471	0.67	10-13	.769	2	7	9	0.8	12	0	6	0.50	1	0.08	6.00	2	0.17	0	0.00	48	4.0	
25	McARTHUR, John.....	16-12	374 23.4	27-85	.318	5-19	.263	0.31	3-4	.750	24	37	61	3.8	41	1	21	1.31	6	0.38	3.50	8	0.50	12	0.75	62	3.9	
20	JOHNSON, Denzel....	14-1	172 12.3	19-56	.339	0-11	.000	0.00	16-24	.667	7	11	18	1.3	9	0	9	0.64	9	0.64	1.00	0	0.00	6	0.43	54	3.9	
05	RICHARD, Jalen.....	20-4	288 14.4	26-51	.510	6-15	.400	0.30	19-25	.760	3	47	50	2.5	25	1	21	1.05	15	0.75	1.40	2	0.10	12	0.60	77	3.9	
43	KRATCH, Nate.....	20-5	266 13.3	25-66	.379	9-34	.265	0.45	9-16	.563	19	37	56	2.8	36	0	7	0.35	10	0.50	0.70	13	0.65	9	0.45	68	3.4	
44	ATANGA, Yannick....	20-9	346 17.3	22-50	.440	0-0	.000	0.00	15-29	.517	34	63	97	4.9	50	1	5	0.25	8	0.40	0.63	20	1.00	7	0.35	59	3.0	
35	GARRETT, Robert....	17-2	116 6.8	9-19	.474	0-0	.000	0.00	10-17	.588	16	17	33	1.9	19	0	2	0.12	9	0.53	0.22	12	0.71	3	0.18	28	1.6	
30	PAPENFUS, Andrew...	7-0	50 7.1	2-6	.333	1-4	.250	0.14	0-0	.000	2	5	7	1.0	7	0	1	0.14	2	0.29	0.50	1	0.14	1	0.14	5	0.7	
TEAM.....											20	22	42	2.1	0													
<b>Total.....</b>		<b>20</b>	<b>4025</b>	<b>483-1115</b>	<b>.433</b>	<b>152-400</b>	<b>.380</b>	<b>7.60</b>	<b>314-442</b>	<b>.710</b>	<b>208</b>	<b>450</b>	<b>658</b>	<b>32.9</b>	<b>377</b>	<b>5</b>	<b>262</b>	<b>13.10</b>	<b>200</b>	<b>10.00</b>	<b>1.31</b>	<b>84</b>	<b>4.20</b>	<b>116</b>	<b>5.80</b>	<b>1432</b>	<b>71.6</b>	
<b>Opponents.....</b>		<b>20</b>	<b>4025</b>	<b>494-1074</b>	<b>.460</b>	<b>93-253</b>	<b>.368</b>	<b>4.65</b>	<b>307-449</b>	<b>.684</b>	<b>210</b>	<b>496</b>	<b>706</b>	<b>35.3</b>	<b>391</b>	<b>12</b>	<b>241</b>	<b>12.05</b>	<b>241</b>	<b>12.05</b>	<b>1.00</b>	<b>66</b>	<b>3.30</b>	<b>88</b>	<b>4.40</b>	<b>1388</b>	<b>69.4</b>	

SCORE BY PERIODS:	1st	2nd	OT	Total	DEADBALL REBOUNDS:	OFF	DEF	TOTAL
Santa Clara.....	644	772	16	- 1432	Santa Clara.....	52	5	57
Opponents.....	649	728	11	- 1388	Opponents.....	55	6	61

TEAM STATISTICS	SCU	OPP	DATE	OPPONENT	W/L	SCORE	ATTEND
SCORING.....	1432	1388	11/08/13	BETHESDA UNIVERSITY	W	84-39	1087
Points per game.....	71.6	69.4	11/12/13	SAN JOSE STATE	W	89-77	1456
Scoring margin.....	+2.2	-	11/16/13	at Cal State Fullerton	L	73-86	1154
FIELD GOALS-ATT.....	483-1115	494-1074	11-22-13	at Notre Dame	L	69-84	9149
Field goal pct.....	.433	.460	11/29/13	NORTH DAKOTA STATE	L	85-91	1037
3 POINT FG-ATT.....	152-400	93-253	11/30/13	RICE	L	66-67	1028
3-point FG pct.....	.380	.368	12/5/13	at Bakersfield	W	60-42	820
3-pt FG made per game.	7.6	4.7	12/7/13	at Cal Poly	L	53-64	2016
FREE THROWS-ATT.....	314-442	307-449	12/14/13	LA SIERRA	W	97-61	532
Free throw pct.....	.710	.684	12/16/13	RADFORD	W	75-62	919
F-Throws made per game	15.7	15.4	12/18/13	SACRED HEART	W	70-61	992
REBOUNDS.....	658	706	12/22/13	vs UNLV	L	71-92	4376
Rebounds per game....	32.9	35.3	12/23/13	vs USF	W	66-65	1347
Rebounding margin....	-2.4	-	*12/28/13	at GONZAGA BULLDOGS	L	60-74	6000
ASSISTS.....	262	241	*12/30/13	at Portland	W	76-68	1479
Assists per game.....	13.1	12.1	*01/02/14	PEPPERDINE	L	61-70	1431
TURNOVERS.....	200	241	*01/04/14	LMU	W OT	86-81	1746
Turnovers per game....	10.0	12.1	*01/09/14	at Saint Mary's (CA)	W	57-55	3500
Turnover margin.....	+2.1	-	*01/11/14	at Pacific	L	68-80	1816
Assist/turnover ratio.	1.3	1.0	*01/16/14	SAN DIEGO	L	66-69	1564
STEALS.....	116	88					
Steals per game.....	5.8	4.4					
BLOCKS.....	84	66					
Blocks per game.....	4.2	3.3					
ATTENDANCE.....	11792	31657					
Home games-Avg/Game...	10-1179	8-3242					
Neutral site-Avg/Game.	-	2-2862					



**2013-14 SANTA CLARA MEN'S BASKETBALL WCC STATISTICS**  
**Overall Record: 3-4 (1-2 Home, 2-2 Away)**

##	Player	GP-GS	Min--Avg	---TOTAL---			-----3-PTS-----			---REBOUNDS---			PF	FO	A	APG	TO	TOPG	A/TO	Blk	BPG	Stl	SPG	Pts	Avg			
				FG-FGA	Pct	3FG-FGA	Pct	3FG/G	FT-FTA	Pct	Off	Def														Tot	Avg	
03	CLARK, Brandon.....	7-7	256 36.6	49-97	.505	15-37	.405	2.14	32-38	.842	4	14	18	2.6	21	0	24	3.43	13	1.86	1.85	0	0.00	11	1.57	145	20.7	
23	BROWNIDGE, Jared...	7-7	241 34.4	44-84	.524	20-42	.476	2.86	20-26	.769	4	20	24	3.4	13	1	14	2.00	11	1.57	1.27	1	0.14	4	0.57	128	18.3	
24	ROQUEMORE, Evan....	7-6	235 33.6	28-74	.378	11-31	.355	1.57	18-19	.947	4	26	30	4.3	21	0	21	3.00	22	3.14	0.95	5	0.71	6	0.86	85	12.1	
00	BROWN, Jerry.....	7-3	132 18.9	17-35	.486	0-0	.000	0.00	8-18	.444	12	21	33	4.7	14	0	3	0.43	8	1.14	0.38	4	0.57	1	0.14	42	6.0	
25	McARTHUR, John.....	7-7	208 29.7	11-43	.256	2-11	.182	0.29	0-0	.000	12	17	29	4.1	20	0	11	1.57	3	0.43	3.67	5	0.71	6	0.86	24	3.4	
05	RICHARD, Jalen.....	7-1	113 16.1	8-19	.421	3-7	.429	0.43	2-4	.500	2	16	18	2.6	8	0	8	1.14	7	1.00	1.14	1	0.14	1	0.14	21	3.0	
44	ATANGA, Yannick....	7-4	136 19.4	5-14	.357	0-0	.000	0.00	5-10	.500	5	26	31	4.4	22	1	1	0.14	4	0.57	0.25	6	0.86	2	0.29	15	2.1	
43	KRATCH, Nate.....	7-0	52 7.4	3-9	.333	2-5	.400	0.29	2-2	1.000	2	7	9	1.3	7	0	2	0.29	1	0.14	2.00	3	0.43	1	0.14	10	1.4	
20	JOHNSON, Denzel....	4-0	16 4.0	0-3	.000	0-1	.000	0.00	3-4	.750	1	1	2	0.5	2	0	0	0.00	0	0.00	0.00	0	0.00	0	0.00	3	0.8	
35	GARRETT, Robert....	7-0	36 5.1	0-4	.000	0-0	.000	0.00	1-2	.500	3	3	6	0.9	7	0	1	0.14	2	0.29	0.50	5	0.71	1	0.14	1	0.1	
TEAM.....											4	9	13	1.9	0													
Total.....		7	1425	165-382	.432	53-134	.396	7.57	91-123	.740	53	160	213	30.4	135	2	85	12.14	71	10.14	1.20	30	4.29	33	4.71	474	67.7	
Opponents.....		7	1425	179-388	.461	29-85	.341	4.14	110-155	.710	73	185	258	36.9	129	3	83	11.86	69	9.86	1.20	31	4.43	32	4.57	497	71.0	

SCORE BY PERIODS:	1st	2nd	OT	Total	DEADBALL	REBOUNDS:	OFF	DEF	TOTAL
Santa Clara.....	212	246	16	-	474		9	2	11
Opponents.....	225	261	11	-	497		17	4	21

TEAM STATISTICS	SCU	OPP	DATE	OPPONENT	W/L	SCORE	ATTEND
SCORING.....	474	497	*12/28/13	at GONZAGA BULLDOGS	L	60-74	6000
Points per game.....	67.7	71.0	*12/30/13	at Portland	W	76-68	1479
Scoring margin.....	-3.3	-	*01/02/14	PEPPERDINE	L	61-70	1431
FIELD GOALS-ATT.....	165-382	179-388	*01/04/14	LMU	W OT	86-81	1746
Field goal pct.....	.432	.461	*01/09/14	at Saint Mary's (CA)	W	57-55	3500
3 POINT FG-ATT.....	53-134	29-85	*01/11/14	at Pacific	L	68-80	1816
3-point FG pct.....	.396	.341	*01/16/14	SAN DIEGO	L	66-69	1564
3-pt FG made per game.	7.6	4.1					
FREE THROWS-ATT.....	91-123	110-155					
Free throw pct.....	.740	.710					
F-Throws made per game	13.0	15.7					
REBOUNDS.....	213	258					
Rebounds per game....	30.4	36.9					
Rebounding margin....	-6.4	-					
ASSISTS.....	85	83					
Assists per game.....	12.1	11.9					
TURNOVERS.....	71	69					
Turnovers per game....	10.1	9.9					
Turnover margin.....	-0.3	-					
Assist/turnover ratio.	1.2	1.2					
STEALS.....	33	32					
Steals per game.....	4.7	4.6					
BLOCKS.....	30	31					
Blocks per game.....	4.3	4.4					
ATTENDANCE.....	4741	12795					
Home games-Avg/Game...	3-1580	4-3199					
Neutral site-Avg/Game.	-	0-0					

# CAREER INDIVIDUAL RECORDS

## 1000 Points Scored

1. Kevin Foster (2008-13) ..... 2,423
3. Kurt Rambis (1976-80)..... 1,736
3. Harold Keeling (1981-85)..... 1,731
4. Brian Jones (1996-01)..... 1,722
5. Marc Trasolini (2008-13) ..... 1,699
6. Steve Nash (1992-96)..... 1,689
7. Dennis Awtrey (1967-70)..... 1,675
7. John Bryant (2005-09) ..... 1,667
9. Londale Theus (1976-80)..... 1,643
10. Ken Sears (1951-55)..... 1,586
11. Kyle Bailey (2001-05)..... 1,571
- 12. Evan Roquemore (2010-)... 1,514**
12. Mike Stewart (1970-73)..... 1,446
14. Bud Ogden (1966-69)..... 1,437
15. Nick Vanos (1981-85)..... 1,399
16. Mike Gervasoni (1964-67)..... 1,393
17. Travis Niesen (2002-06)..... 1,380
18. Jens Gordon (1985-89) ..... 1,356
19. Marlon Garnett (1993-97)..... 1,346
20. Ralph Ogden (1967-70) ..... 1,280
21. Mitch Burley (1985-89)..... 1,258
22. Frank Sobrero (1957-60)..... 1,256
23. Ron Reis (1988-92)..... 1,246
24. Nathan Fast (1996-00)..... 1,182
25. Scott Lamson (1981-85)..... 1,120
26. Raymond Cowels III (2009-13) ..... 1,090
27. Brody Angley (2004-08) ..... 1,074
28. Dan Weiss (1984-88) ..... 1,070
29. DeWayne Lewis (1990-94)..... 1,032
30. Jim Young (1951-54) ..... 1,016
31. Glen Hubbard (1972-76) ..... 1,012

## Scoring Average

1. Dennis Awtrey (1967-70)..... 19.9
2. Mike Stewart (1970-73)..... 18.5
3. Kevin Foster (2008-13) ..... 18.2
- Bud Ogden (1966-69) ..... 18.2
5. Mike Gervasoni (1964-67)..... 17.6
6. Kurt Rambis (1976-80)..... 16.1
7. Londale Theus (1976-80)..... 16.0
8. Ralph Ogden (1967-70) ..... 15.8
9. Frank Sobrero (1957-60)..... 15.7
10. Harold Keeling (1981-85)..... 15.2

## Field Goals Made

1. Kevin Foster (2008-13) ..... 771
2. Londale Theus (1976-80) ..... 712
3. Kurt Rambis (1976-80) ..... 686
4. Harold Keeling (1981-85)..... 675
5. John Bryant (2005-09) ..... 655
6. Dennis Awtrey (1967-70)..... 646
7. Marc Trasolini (2008-13) ..... 628
8. Brian Jones (1996-01) ..... 572
9. Nick Vanos (1981-85) ..... 556
10. Ken Sears (1951-55)..... 548

## Field Goals Attempted

1. Brian Jones (1996-01)..... 1,490
2. Londale Theus (1976-80)..... 1,395
3. Kevin Foster (2008-13) ..... 1,373
4. Kyle Bailey (2001-05)..... 1,372
5. Harold Keeling (1981-85)..... 1,361
6. Kurt Rambis (1976-80)..... 1,316
7. Ken Sears (1951-55)..... 1,280
8. Steve Nash (1992-96)..... 1,229
9. Mike Gervasoni (1964-67)..... 1,210
- 10. Evan Roquemore (2010-)... 1,165**

## Field Goal Percentage

1. Ron Reis (1988-92)..... .606
2. Mike Stewart (1970-73)..... .591
3. Dan Weiss (1984-88) ..... .586
4. Dennis Awtrey (1967-70)..... .583
5. John Bryant (2005-09) ..... .577
6. Mike Norman (1980-84) ..... .558
7. Mark Trasolini (2008-) ..... .551
8. Jens Gordon (1985-89)..... .525
9. Gary Hopkins (1979-83) ..... .523
10. Kurt Rambis (1976-80)..... .521

*Minimum 500 attempts*

## Three-Pointers Made

1. Kevin Foster (2008-13) ..... 431
1. Steve Nash (1992-96)..... 263
3. Kyle Bailey (2001-05)..... 225
4. Raymond Cowels III (2009-13)..... 219
5. Marlon Garnett (1993-97)..... 217
6. Ethan Rohde (2002-05)..... 192
- 7. Evan Roquemore (2010-)..... 190**
8. Brian Jones (1996-01)..... 165
9. Mitch Burley (1985-89)..... 137
10. Nathan Fast (1996-00)..... 136

## Three-Pointers Attempted

1. Kevin Foster (2008-13) ..... 1,184
2. Kyle Bailey (2001-05)..... 679
3. Steve Nash (1992-95)..... 656
4. Raymond Cowels III (2009-13)..... 584
- 5. Evan Roquemore (2010-)..... 532**
6. Marlon Garnett (1993-97)..... 528
7. Brian Jones (1996-01) ..... 526
8. Ethan Rohde (2002-05)..... 490
9. Mitch Burley (1985-89)..... 357
10. Brandon Rohe (2003-07) ..... 356

## Three-Point FG Pct.

1. Steve Nash (1992-96)..... 401
2. Marlon Garnett (1993-97)..... 398
- 3. Brandon Clark (2011-)..... 395**
4. Ethan Rohde (2002-05)..... 392
5. Mitch Burley (1985-89)..... 384
6. Craig Johnson (1995-98) ..... 381
7. Justin Holbrook (1998-2002) ..... 378
- Rhea Taylor (1988-92) ..... 378
9. Nathan Fast (1996-00)..... 376
10. Raymond Cowels III (2009-13) ... 375

*Min. 2 years/1.0 3FG made per game*

## Free Throws Made

1. Ken Sears (1951-55)..... 470
- 2. Evan Roquemore (2010-)..... 454**
3. Kevin Foster (2008-13) ..... 450
4. Brian Jones (1996-01)..... 413
5. Bud Ogden (1966-69) ..... 385
6. Marc Trasolini (2008-13) ..... 383
- Dennis Awtrey (1967-70)..... 383
8. Harold Keeling (1981-85) ..... 381
9. Mike Stewart (1970-73)..... 376
10. Mike Gervasoni (1964-67)..... 371

## Free Throws Attempted

1. Ken Sears (1951-55)..... 608
2. Kevin Foster (2008-13) ..... 577
- Brian Jones (1996-01)..... 577
4. Mike Stewart (1970-73)..... 564
- 5. Evan Roquemore (2010-)..... 562**
6. Kurt Rambis (1976-80)..... 545
- Harold Keeling (1981-85) ..... 543
8. Dennis Awtrey (1967-70)..... 536
9. Bud Ogden (1966-69) ..... 533
10. Marc Trasolini (2008-13) ..... 517
- Ron Reis (1988-92)..... 517

## Free Throw Percentage

1. Steve Nash (1992-96)..... .861
2. Russ Vrankovich (1961-64) ..... .858
3. Mitch Burley (1985-89)..... .833
- 4. Evan Roquemore (2010-)..... .808**
5. Steve Ross (2001-02) ..... .806
6. Mike Gervasoni (1964-67)..... .801
7. Larry Dunlap (1964-67) ..... .796
8. Eric Paulson (1963-66) ..... .795
- Brandon Clark (2011-)..... .792
10. Londale Theus (1976-80)..... .788

*Minimum 2 years / 2.0 per game*

## Rebounds

1. John Bryant (2005-09) ..... 1,152
2. Dennis Awtrey (1967-70)..... 1,135
3. Kurt Rambis (1976-80)..... 1,037
4. Nick Vanos (1981-85)..... 876
5. Ron Reis (1988-92)..... 851
6. Marc Trasolini (2008-13) ..... 846
7. Jens Gordon (1985-89) ..... 814
8. Mike Stewart (1970-73) ..... 743
9. Ken Sears (1951-55)..... 733
10. Rich Montgomery (1954-57) ... 694
- Bud Ogden (1966-69) ..... 694

## Assists

- 1. Evan Roquemore (2010-)..... 553**
2. Brian Jones (1996-01)..... 517
3. Steve Nash (1992-96)..... 510
4. Brody Angley (2004-2008)..... 506
5. Eddie Joe Chavez (1974-78)..... 482
6. Kevin Foster (2008-13) ..... 464
7. Kyle Bailey (2001-05)..... 452
8. Steve Kenilvort (1982-86) ..... 423
9. John Woolery (1990-94)..... 422
10. Harold Keeling (1981-85)..... 344

*Season records kept only since 1973-74*

## Blocked Shots

1. John Bryant (2005-09) ..... 246
2. Marc Trasolini (2008-13) ..... 176
3. Nick Vanos (1981-85)..... 159
4. Jens Gordon (1985-89)..... 133
5. Kurt Rambis (1976-80)..... 93
- 6. Yannick Atanga (2010-)..... 82**
- 7. Robert Garrett (2011-)..... 73**
8. Brendan Graves (1994-96) ..... 70
9. Mike Norman (1980-84) ..... 65
10. Rhea Taylor (1988-92)..... 63

*Season records kept only since 1978-79*

## Steals

1. Harold Keeling (1981-85) ..... 263
2. Kevin Foster (2008-13) ..... 233
3. Brian Jones (1996-01)..... 223
4. Kyle Bailey (2001-05)..... 196
5. John Woolery (1990-94)..... 192
6. Brody Angley (2004-2008) ..... 173
7. Steve Nash (1992-96) ..... 147
8. Chris Lane (1984-88) ..... 142
9. Doron Perkins (2004-05)..... 137
10. LaCoby Phillips (1988-92)..... 132

*Season records kept only since 1978-79*

## Personal Fouls

1. Jens Gordon (1985-89) ..... 396
2. Ben Dowdell (2007-11)..... 393
3. Kurt Rambis (1976-80)..... 366
4. Dan Weiss (1984-88) ..... 358
5. Mike Norman (1980-84) ..... 356
6. Jason Sedlock (1992-97) ..... 344
7. Marc Trasolini (2008-13) ..... 340
8. Brian Jones (1996-01)..... 339
9. John Bryant (2005-09) ..... 337
10. Todd Wuschnig (1996-00)..... 326

## Games Played

1. Raymond Cowels III (2009-13) ... 137
- Marc Trasolini (2008-13) ..... 137
3. Kevin Foster (2008-13) ..... 133
4. Niyi Harrison (2009-13) ..... 128
- Ben Dowdell (2007-) ..... 128
6. Kyle Bailey (2001-05)..... 127
7. John Bryant (2005-09) ..... 124
- 8. Evan Roquemore (2010-)..... 123**
9. Brody Angley (2004-2008) ..... 122
- Mitch Burley (1985-89)..... 122


## Games Started

1. Kevin Foster (2008-13) ..... 125
2. Brian Jones (1996-01)..... 116
3. Brody Angley (2004-08) ..... 111
4. Marc Trasolini (2008-13) ..... 109
5. Kurt Rambis (1976-80)..... 107
- 6. Evan Roquemore (2010-)..... 106**
- John Bryant (2005-09) ..... 106
8. Dan Weiss (1984-88) ..... 103
9. Steve Kenilvort (1982-86) ..... 99
10. Ben Dowdell (2007-11)..... 98

## Minutes Played

1. Kevin Foster (2008-13) ..... 4,212
- 2. Evan Roquemore (2010-)..... 3,940**
3. Kyle Bailey (2001-05)..... 3,897
4. Marc Trasolini (2008-13) ..... 3,824
5. Brody Angley (2004-08) ..... 3,670
6. Steve Kenilvort (1982-86) ..... 3,633
7. Brian Jones (1996-01)..... 3,477
8. Mitch Burley (1985-89)..... 3,469
9. Steve Nash (1992-96) ..... 3,402
10. Harold Keeling (1981-85)..... 3,317

**Bold - current player**



Steve Nash

# FRESHMAN RECORDS

## Points

1. Kevin Foster (2008-09) .....	486
<b>2. Evan Roquemore (2010-11)</b> .....	<b>446</b>
3. Kurt Rambis (1976-77).....	414
4. Robert Smith (2009-10).....	387
5. Brian Jones (1996-97).....	375
6. James Rahon (2008-09).....	361
7. Londale Theus (1976-77).....	356
8. Vestor Robinson (1973-74).....	341
9. Mark McNamara (1977-78).....	332
<b>10. Jared Brownridge (2013-14)</b> .....	

319

## Scoring Average

<b>Jared Brownridge (2013-14)</b> .....	<b>16.0</b>
1. Kurt Rambis (1976-77).....	15.3
2. Kevin Foster (2008-09).....	14.7
3. Brian Jones (1996-97).....	13.9
4. Londale Theus (1976-71).....	13.1
5. Vestor Robinson (1973-74).....	12.6
6. Robert Smith (2009-10).....	12.1
<b>7. Evan Roquemore (2010-11)</b> .....	<b>11.7</b>
8. Korky Nelson (1975-76).....	11.5
9. Mark McNamara (1977-78).....	11.4
10. James Rahon (2008-09).....	11.3

## Rebounds

1. Kurt Rambis (1976-77).....	313
2. Mark McNamara (1977-78).....	197
3. John Bryant (2005-06).....	180
4. Michael Norman (1980-81).....	170
5. Dan Malane (1974-75).....	160
<b>6. Yannick Atanga (2011-12)</b> .....	<b>159</b>
7. Niyi Harrison (2009-10).....	146
8. Marc Trasolini (2008-09).....	143
9. Jordan Legge (2001-02).....	141
<b>10. Evan Roquemore</b> .....	<b>137</b>

## Field Goals Made

1. Kurt Rambis (1976-77).....	167
2. Kevin Foster (2008-09).....	163
3. Londale Theus (1976-77).....	144
4. Mark McNamara (1977-78).....	143
5. Vestor Robinson (1973-74).....	140
6. Robert Smith (2009-10).....	129
7. Brian Jones (1996-97).....	123
8. Korky Nelson (1975-76).....	120
9. James Rahon (2008-09).....	118
<b>10. Evan Roquemore (2010-11)</b> .....	<b>115</b>

## Field Goals Attempted

1. Kevin Foster (2008-09).....	396
2. Robert Smith (2009-10).....	375
3. Kurt Rambis (1976-77).....	317
4. Brian Jones (1996-97).....	316
<b>5. Evan Roquemore (2010-11)</b> .....	<b>311</b>
6. James Rahon (2008-09).....	287
7. Londale Theus (1976-77).....	257
8. Kyle Bailey (2000-01).....	251
9. Brandon Rohe (2002-03).....	250
10. Vestor Robinson (1973-74).....	247

## Field Goal Percentage (Minimum 50 made)

1. Marc Trasolini (2008-09).....	.681
2. Jens Gordon (1985-86).....	.626
3. Mark McNamara (1977-78).....	.624
4. Jordan Legge (2001-02).....	.619
5. John Bryant (2005-06).....	.590
6. Korky Nelson (1975-76).....	.580
7. Vestor Robinson (1973-74).....	.567
8. Londale Theus (1976-77).....	.560
9. Scott Lamson (1981-82).....	.529
10. Kurt Rambis (1976-77).....	.527

## Three-Pointers Made

1. Kevin Foster (2008-09).....	85
2. James Rahon (2008-09).....	59
<b>3. Jared Brownridge (2013-14)</b> .....	<b>57</b>
<b>Evan Roquemore (2010-11)</b> .....	<b>57</b>
5. Brandon Rohe (2002-03).....	51
6. Steve Nash (1992-93).....	49
7. Raymond Cowels III (2009-10).....	46
8. Kyle Bailey (2000-01).....	44
9. Calvin Johnson (2005-06).....	41
10. Robert Smith (2009-10).....	40

## Three-Pointers Attempted

1. Kevin Foster (2008-09).....	232
2. Raymond Cowels III (2009-10).....	146
3. James Rahon (2008-09).....	145
Brandon Rohe (2002-03).....	145
<b>5. Evan Roquemore (2010-11)</b> .....	<b>144</b>
6. Robert Smith (2009-10).....	140
7. Kyle Bailey (2000-01).....	135
<b>8. Jared Brownridge (2013-14)</b> .....	<b>125</b>
9. Calvin Johnson (2005-06).....	122
10. Steve Nash (1992-93).....	120

## Three-Point FG Pct. (Minimum 20 made)

<b>Jared Brownridge (2013-14)</b> .....	<b>.456</b>
1. Steve Nash (1992-93).....	.408
2. James Rahon (2008-09).....	.407
<b>3. Evan Roquemore (2010-11)</b> .....	<b>.396</b>
4. Brody Angley (2004-05).....	.393
5. Andy Karich (1990-91).....	.391
<b>6. Brandon Clark (2011-12)</b> .....	<b>.381</b>
7. Kevin Foster (2008-09).....	.366
8. Brandon Rohe (2002-03).....	.352
9. Calvin Johnson (2005-06).....	.336
10. Brian Jones (1996-97).....	.326
Kyle Bailey (2000-01).....	.326

## Free Throws Made

<b>1. Evan Roquemore (2010-11)</b> .....	<b>159</b>
2. Brian Jones (1996-97).....	98
3. Robert Smith (2009-10).....	89
4. Kurt Rambis (1976-77).....	80
5. Kevin Foster (2008-09).....	75
6. Brandon Rohe (2002-03).....	73
7. Michael Norman (1980-81).....	69
8. Londale Theus (1976-77).....	68
9. James Rahon (2008-09).....	66
10. Ben Dowdell (2007-08).....	64

## Free Throws Attempted

<b>1. Evan Roquemore (2010-11)</b> .....	<b>193</b>
2. Brian Jones (1996-97).....	142
3. Robert Smith (2009-10).....	127
4. Kurt Rambis (1976-77).....	125
5. Niyi Harrison (2009-10).....	106
6. Ben Dowdell (2007-08).....	105
7. Mark McNamara (1977-78).....	98
8. Vestor Robinson (1973-74).....	93
Brandon Rohe (2002-03).....	93
10. Michael Norman (1980-81).....	95

## Free Throw Percentage (Minimum 30 made)

1. Steve Nash (1992-93).....	.825
<b>2. Evan Roquemore (2010-11)</b> .....	<b>.824</b>
<b>3. Brandon Clark (2011-12)</b> .....	<b>.814</b>
<b>Jared Brownridge (2013-14)</b> .....	<b>.812</b>
4. Mitch Burley (1985-86).....	.800
5. Raymond Cowels III (2009-10).....	.787
6. Brandon Rohe (2002-03).....	.785
7. Londale Theus (1976-77).....	.782
8. Kevin Foster (2008-09).....	.781
9. Kyle Bailey (2000-01).....	.778
10. James Rahon (2008-09).....	.776

## Assists (Records kept since 1972-73)

<b>1. Evan Roquemore (2010-11)</b> .....	<b>139</b>
2. Brian Jones (1996-97).....	119
3. Robert Smith (2009-10).....	97
4. Melvin Chinn (1988-89).....	90
5. Kyle Bailey (2000-01).....	84
6. Kevin Foster (2008-09).....	83
7. Brody Angley (2004-05).....	81
8. Steve Kenilvort (1982-83).....	77
<b>9. Brandon Clark (2011-12)</b> .....	<b>68</b>
10. Mitch Burley (1985-86).....	67
Steve Nash (1992-93).....	67
Brandon Rohe (2002-03).....	67

## Steals

1. Steve Kenilvort (1982-83).....	49
2. Brian Jones (1996-97).....	45
3. Kevin Foster (2008-09).....	42
<b>4. Evan Roquemore (2010-11)</b> .....	<b>36</b>
5. Harold Keeling (1981-82).....	34
6. Robert Smith (2009-10).....	33
7. Brody Angley (2004-05).....	31
8. John Woolery (1990-91).....	30
9. Brandon Rohe (2002-03).....	28
10. Melvin Chinn (1988-89).....	27

## Blocked Shots (Records kept since 1979-80)

1. Marc Trasolini (2008-09).....	37
John Bryant (2005-06).....	37
3. Michael Norman (1980-81).....	32
4. Jens Gordon (1985-86).....	25
<b>5. Yannick Atanga (2011-12)</b> .....	<b>24</b>
6. Niyi Harrison (2009-10).....	21
<b>7. Robert Garrett (2011-12)</b> .....	<b>20</b>
8. Sean Denison (2003-04).....	19
9. Nick Vanos (1981-82).....	15

## Minutes Played

<b>1. Evan Roquemore (2010-11)</b> .....	<b>1,192</b>
2. Robert Smith (2009-10).....	1,049
3. Kevin Foster (2008-09).....	1,012
4. Ben Dowdell (2007-08).....	890
5. James Rahon (2008-09).....	863
6. Kyle Bailey (2000-01).....	842
7. Kurt Rambis (1976-77).....	827
8. Steve Kenilvort (1982-83).....	805
9. Brian Jones (1996-97).....	799
10. Raymond Cowels III (2009-10).....	769

## Bold - 2013-14 Player

## Game Records

**Points:** 34, Brian Jones vs. Marquette (11-29-96)

**Rebounds:** 22, Kurt Rambis vs. Saint Mary's (2-5-77)

**Field Goals Made:** 12, Brian Jones vs. Marquette (11-29-96)

**Three-Pointers Made:** 7, Jared Brownridge vs. La Sierra (12-14-13)

**Free Throws Made:** 10, Evan Roquemore vs. Northern Colorado (11-23-10); 10, Jordan Legge vs. San Jose State (11-27-01)

**Assists:** 10, Brian Jones, twice; last vs. USF (1-24-97)

**Steals:** 7, Harold Keeling vs. USF (2-6-82)

**Blocked Shots:** 10, Kurt Rambis vs. USF (1-29-77)