

2011-12 BYU BASKETBALL GAME NOTES



Game 23 — BYU (17-5, 6-2) at Virginia Tech (12-7, 1-4)
Wednesday, Jan. 25, 2012 • 7 p.m. EST
Blacksburg, Va. • Cassell Coliseum (9,847)
TV: ESPN3.com - online exclusive
TV Talent: Walter Storcholt (play by play) and Stephen Binder (analyst)
Live Video: ESPN3.com
Radio: KSL 102.7 FM / 1160 AM
 BYU Radio - Sirius XM 143
Radio Talent: Greg Wrubell (play-by-play)
Live Audio: KSL.com
Live Stats: BYUCougars.com

2011-12 SCHEDULE

All times local to site

OCTOBER

26 Wed	Cougar Tipoff (Exhibition)	74-71
29 Sat	Midwestern State (Exh-BYUtv) W	91-74

NOVEMBER

4 Fri	Dixie State (Exh-BYUtv)	W, 96-85
11 Fri	@ Utah State (KCSG)	L, 62-69
15 Tue	BYU-Hawaii (BYUtv)	W, 73-52
18 Fri	Longwood (BYUtv)*	W, 92-60
22 Tue	Prairie View A&M (BYUtv)*	W, 90-51
25 Fri	vs. Nevada (BYUtv)*	W, 76-55
26 Sat	vs. Wisconsin*	L, 56-73
30 Wed	vs. Northern Arizona (BYUtv) ^	W, 87-52
	Tim's Toyota Center	

DECEMBER

3 Sat	vs. Oregon (ESPN)	W, 79-65
	EnergySolutions Arena	
7 Wed	Weber State (BYUtv)	W, 94-66
10 Sat	@ Utah (FSN)	W, 61-42
17 Sat	Baylor (BYUtv)	L, 83-86
20 Tue	Buffalo (BYUtv)	W, 93-78
22 Thu	UC Santa Barbara (BYUtv)	W, 89-75
27 Tue	Cal State San Marcos (BYUtv)	W, 79-51
29 Thu	@ Saint Mary's (ESPN2)	L, 82-98
31 Sat	San Diego (BYUtv)	W, 88-52

JANUARY

5 Thu	@ Loyola Marymount	W, 73-65
7 Sat	San Francisco (BYUtv)	W, 81-56
14 Sat	Santa Clara (ESPN)	W, 95-78
16 Mon	@ San Diego (BYUtv)	W, 82-63
19 Thu	Loyola Marymount (BYUtv)	L, 68-82
21 Sat	@ Pepperdine (BYUtv)	W, 77-64
25 Wed	@ Virginia Tech (ESPN3)	7 pm
28 Sat	Saint Mary's (ESPN)	7 pm

FEBRUARY

2 Thu	Gonzaga (ESPN2)	9 pm
4 Sat	@ Portland	7 pm
11 Sat	Pepperdine (BYUtv)	4 pm
16 Thu	@ San Francisco (ESPN)	7 pm
18 Sat	@ Santa Clara (ESPN)	4 pm
23 Thu	@ Gonzaga (ESPN2)	8 pm
25 Sat	Portland (BYUtv)	4 pm
29 Wed	WCC Championships	TBA

MARCH

1 Thu	WCC Championships	TBA
2 Fri	WCC Championships (ESPN)	TBA
3 Sat	WCC Championships (ESPN2)	TBA
5 Mon	WCC Championships (ESPN/ESPN2)	TBA

* Chicago Invitational Challenge

^ Lumberjack Classic

BYU ATHLETIC COMMUNICATIONS

30 Smith Field House • Provo, Utah 84602 • BYUCougars.com • (801) 422-8948
 MBB Contact: Kyle Chilton • O: (801) 422-4909 • C: (801) 372-2080 • kyle_chilton@byu.edu

BYU Cougars	Virginia Tech	Series Information	Up Next
2011-12 Record 17-5	2011-12 Record 12-7	BYU leads 1-0	vs. Saint Mary's Saturday, Jan. 28, 7 p.m. MST ...
WCC Record 6-2	ACC Record 1-4	Last Meeting 1-4	TV ESPN
Head Coach Dave Rose	Head Coach Seth Greenberg	BYU won 97-64, 12/29/67	Online Video ESPN3.com
Alma Mater. ... Houston, 1983	Alma Mater. ... Fairleigh Dickinson, 1978	In Provo 0-0	Radio KSL Newsradio
Career Record... 176-50 (7th)	Career Record. 379-283 (22nd)	At Virginia Tech..... 0-0	Online Audio KSL.com
Record at BYU..... Same	Record at Virginia Tech .. 166-113 (9th)	Neutral 1-0	

QUICK HITS

- Dave Rose is second in program history in wins (176) and first in winning percentage (.779).
- After scoring 20 points at Pepperdine, Noah Hartsock became the 43rd member of the 1,000-point club at BYU. He now has 1,003 career points.
- BYU will take a break from West Coast Conference action to play at Virginia Tech from the ACC. The last time BYU broke from league play was in 2009-10 when the Cougars won at UTEP, 83-77.

PROJECTED STARTERS



#10 • Matt Carlino • G
 6-2 • 175 • Fr.
 Scottsdale, Ariz.
 Bloomington South HS
Pts Reb Ast Stl
 12.6 3.3 4.5 1.3

Has scored in double figures in 8 games, including his first five collegiate games ... has hit a 3-pointer in 11 of 12 games ... has posted 6-plus assists five times ... made collegiate debut on Dec. 17 against Baylor ... posted a double-double against Buffalo with 10 points, 11 assists ... had 21 points, 8 assists vs. SCU



#13 • Brock Zylstra • G
 6-6 • 210 • Jr.
 La Verne, Calif.
 Bonita HS
Pts Reb Ast Stl
 9.0 4.3 2.2 1.2

Has started all 22 games this season ... shooting .483 from the field and .430 from three ... scored a career-best 26 vs. Buffalo ... had 23 points vs. Northern Arizona ... against San Francisco tied the BYU record for consecutive threes in a game without a miss with 6 and scored 22 points ... has hit a three in 17 of 22 games ... has 3-plus assists in 10 games



#1 • Charles Abouo • G
 6-5 • 215 • Sr.
 Abidjan, Cote d'Ivoire
 Brewster Academy
Pts Reb Ast Stl
 11.5 6.1 3.1 1.1

Has started all 22 games ... shooting .444 from the field, .391 from 3 ... has scored in double figures 13 times this season ... had a double-double with 19 points, 16 rebounds vs. Longwood ... had 12 rebounds vs. Oregon ... totaled 14 points, 7 boards, 7 assists at San Diego ... has posted 4-plus assists nine times ... has posted 2-plus steals eight times



#34 • Noah Hartsock • F
 6-8 • 230 • Sr.
 Bartlesville, Okla.
 Bartlesville HS
Pts Reb Ast Blk
 17.5 5.4 1.6 1.6

Leads the team in scoring and blocked shots ... is shooting .583 from the field and .825 from the free throw line ... has scored in double figures in 21 of 22 games this season ... has scored 20-plus points 8 times ... has shot .500 or better in all but four games and .600 or better in 10 games ... WCC Player of the Month for December



#0 • Brandon Davies • F
 6-9 • 235 • Jr.
 Provo, Utah
 Provo HS
Pts Reb Ast Blk
 14.1 8.1 2.2 1.3

In WCC play is first in the league in scoring (19.3) and second in rebounding (9.6) ... has five double-doubles ... averaging at least one of everything (pts, reb, ast, stl, blk) ... shooting .507 from the field and .717 from the free throw line ... has scored in double figures in 10-straight games ... named MWC Player of the Week (Jan. 2)

OFF THE BYU BENCH

2	Craig Cusick	G	6-2	185	Jr.	3.2	1.2	Orem, Utah (Utah)
5	Chris Collinsworth	F	6-9	235	So.	0.0	0.5	Provo, Utah (Provo HS)
12	Josh Sharp	F	6-7	185	Fr.	1.6	1.8	Highland, Utah (Utah)
14	Nick Martineau	G	6-0	170	Jr.	0.6	0.4	Fruit Heights, Utah (Davis HS)
20	Anson Winder	G	6-3	195	Fr.	4.0	1.2	Las Vegas, Nev. (Bishop Gorman HS)
21	Stephen Rogers	F	6-8	195	Jr.	7.7	2.1	Mesa, Ariz. (Mesa CC)
24	Damarcus Harrison	G	6-5	190	Fr.	3.6	1.0	Greenwood, S.C. (Christ School)
33	Nate Austin	F/C	6-10	215	Fr.	4.3	3.9	Alpine, Utah (Lone Peak HS)

Redshirts

3	Austin Nelson	G	6-0	160	Fr.	—	—	Henderson, Nev. (Coronado HS)
15	Jaren Sweeney	G/F	6-5	190	Fr.	—	—	Mesa, Ariz. (Mountain View HS)
42	Ian Harward	F/C	6-10	215	Fr.	—	—	Orem, Utah (Orem HS)

Had 4 points, 2 assists, 1 steal at Pepperdine, 9 of 12 from 3 in WCC play
 Had his right knee scoped on Dec. 13, out 6 to 12 weeks from that date
 Did not play at Pepperdine
 Did not play at Pepperdine
 Played 4 minutes at Pepperdine
 Did not play vs. Loyola Marymount due to knee soreness, listed as day-to-day
 Did not play at Pepperdine
 Posted 4 points and 5 rebounds at Pepperdine

Coronado's all-time leader in scoring and assists
 Earned first-team all-state honors and helped Mountain View to a state title
 Prepped at Orem High School where he averaged 14.0 points as a senior



BYU SERIES VS. VIRGINIA TECH

Overall Series Record: BYU leads 1-0

BYU Record in Provo: 0-0

BYU Record in Blacksburg: 0-0

BYU Record at Neutral Sites: 1-0

BYU Record under Dave Rose: 0-0

12-29-67 vs. Virginia Tech* 97-64 W
*All College Tournament**COMPARING THE STATS**

Season Averages Overall	BYU	Virginia Tech
Points Scored/Game	80.0	67.6
Points Allowed/Game	65.1	60.1
FG Percentage	.484	.433
FG Percentage Defense	.397	.397
3FG Percentage	.374	.364
3FG/Game	7.4	6.3
3FG Percentage Defense	.313	.254
FT Percentage	.704	.751
Rebounds/Game	39.7	35.2
Rebounds Allowed/Game	32.8	33.7
Assists/Game	18.5	12.5
Turnovers	13.6	12.7
Steals/Game	7.6	6.3
Blocks/Game	4.5	4.0

VIRGINIA TECH'S PROBABLE STARTERS

Name	Ht.	Pos.	Ppg	Rpg
Victor Davila	6-8	F	6.5	3.8
Dorian Finney-Smith	6-8	F	6.2	7.5
Jarell Eddie	6-7	F	9.7	5.2
Robery Brown	6-5	G	7.8	1.6
Erick Green	6-3	G	16.1	3.4

BY THE NUMBERS

5 The number of double-doubles for Brandon Davies this season. He had 18 points and 13 rebounds vs. Baylor, 14 points at 13 rebounds vs. Cal State San Marcos, 21 points and 22 rebounds vs. San Diego, 15 points and 10 rebounds at Loyola Marymount and 12 points and 12 rebounds at San Diego.

6 The number of different players who have scored 20-plus points in a single game this season. Brandon Davies scored 25 vs. BYU-Hawaii, 28 at Saint Mary's, 21 vs. San Diego, 23 vs. Santa Clara and 29 at Pepperdine; Charles Abouo had 22 vs. Nevada; Noah Hartsock had 21 vs. Nevada, 23 vs. Oregon, 21 vs. UC Santa Barbara, 20 vs. Cal State San Marcos, 21 at Loyola Marymount, 21 vs. Santa Clara, 28 vs. Loyola Marymount and 20 at Pepperdine; Brock Zylstra scored 23 vs. Northern Arizona, 26 vs. Buffalo and 22 vs. San Francisco; Anson Winder had 20 vs. Buffalo and Matt Carlino had 22 vs. UC Santa Barbara and 21 vs. Santa Clara.

6 The number of 20-win seasons for BYU head coach Dave Rose. He is the second coach in BYU history to begin his career with six-straight 20-win seasons. Rose is tied with Roger Reid and Stan Watts for the most 20-win seasons in BYU history. Rose also has five 25-win seasons, a program record.

20-20 Brandon Davies had 21 points and 22 rebounds vs. San Diego on Dec. 31, 2011, BYU's first 20-20 game since Mark Handy had 20 points and 23 rebounds vs. Wyoming on March 7, 1975.

27 The number of 3-pointers BYU hit during a two-game stretch (vs. Longwood and Prairie View A&M). The 27 3s are a BYU record for most 3s in a two-game stretch. The Cougars shot .563 (27 of 48) from three during the two games.

56.9 BYU's shooting percentage against Santa Clara at home (33 of 58), a season best. The Cougars hit 15 of 28 in the first half (53.6 percent) and were even better in the second half at 18 of 30 (60.0 percent). BYU has shot 50.0 percent or better nine times this season and is 9-0 in those games.

64.4 The percentage of field goals BYU has assisted on this season (364 assists on 558 field goals). The Cougars set their season best ratio with assists on 93.1 percent of their field goals against San Francisco (27 assists on 29 field goals). The 93.1 percent mark is the third-highest ratio in program history.

104 BYU's win total the last four seasons (25 in 2008-09, 30 in 2009-10, 32 in 2010-11 and 15 this season). Charles Abouo has played in all 104 wins over the last four seasons to place him third all-time in program history in wins played in behind Jimmer Fredette (112) and Jackson Emery (106). Noah Hartsock has played in 99 wins (Hartsock missed six games his freshman season — 2008-09 — with a sprained ankle).

158 The number of career blocks for senior Noah Hartsock, fourth all-time in program history. Hartsock had a season-best four blocks vs. Wisconsin, vs. Oregon and at Utah. Greg Kite is first with 208 blocks, Shawn Bradley is second with 177 and Russell Larson is third with 166.

176 BYU head coach Dave Rose's win total. He is second all-time in career wins at BYU behind Stan Watts (371 victories from 1949-72), a member of the Basketball Hall of Fame.

LAST TIME OUT: BYU AT PEPPERDINE

MALIBU, Calif. — Junior Brandon Davies scored a career-high 29 points and snagged six rebounds to lead the BYU men's basketball team to a 77-64 road victory over the Pepperdine Waves.

Davies finished 7 of 14 from the field and nailed a career-high 15 free throws in 18 attempts. His 29 points are the most for a BYU player this season.

Senior Noah Hartsock joined an elite BYU club by scoring his 1000th career point with a free throw at the 8:04 mark. Hartsock finished the game with 20 points on 8 of 14 shooting. Senior Charles Abouo also scored in double digits with 15 points.

Pepperdine (7-12, 1-7) jumped out to an 11-2 in the first three minutes of game time while the Cougars (17-5, 6-2) hit just one of their first seven shots. Four quick points from Abouo sparked a 12-0 run for BYU that gave the Cougars a 14-11 advantage.

The next few minutes featured several lead changes as the teams exchanged buckets. Abouo scored seven straight points to give the Cougars a 25-24 lead, which helped jump-start a 15-3 BYU in the final six minutes of the half.

The run allowed BYU to build up a 42-29 halftime advantage. Abouo scored 13 points in the opening period while Hartsock and Davies each added 12.

BYU opened the second half slow as the Waves closed the deficit to four at 48-44 with a 15-6 run to start the half. The Cougars maintained and later expanded the lead behind the strong play of Davies and his 17 second-half points.

Davies and Hartsock helped seal the win by hitting 13 of 15 free throws down the stretch. The Cougars hit just eight field goals in the second half compared with 15 for Pepperdine but made 19 free throws to keep hold of the 13-point lead they build in the first half. BYU made a season-high 29 free throws on 38 attempts for the game.



2011-12 BYU QUICK FACTS**UNIVERSITY INFO**

Location: Provo, Utah 84602
 Elevation: 4,553 feet
 Enrollment: 32,955 (Daytime)
 Founded: October 15, 1875
 Owned: The Church of Jesus Christ of Latter-day Saints
 Nickname: Cougars
 Mascot: Cosmo
 Colors: Blue and White
 Arena (capacity): Marriott Center (22,700)
 Conference: West Coast Conference
 President: Cecil O. Samuelson (Utah, 1966)
 Athletic Director: Tom Holmoe (BYU, 1983)
 Athletic Website: byucougars.com
 Tickets: 422-BYU1 or 1-800-322-BYU1

BYU COACHING STAFF

Head Coach: Dave Rose
 Alma Mater (year): Houston (1983)
 Record at School (years): 176-50 (7th year)
 Career Division I Record (years): same
 Basketball Office Fax: (801) 422-5965
 Assistant Coaches (Alma Mater, year)
 Terry Nashif (BYU, 2005)
 Tim LaComb (Utah, 2006)
 Mark Pope (Kentucky, 1996)
 Dir. of Basketball Operations: Mike Hall (BYU, 2005)

2010-11 REVIEW

2010-11 Overall Record: 32-5
 Conference Record/Finish: 14-2 (T-1st MWC)
 2011 Postseason: (2-1) Lost, NCAA Regional
 Semifinals (New Orleans) vs. Florida, 74-83 (OT)
 2011 Final National Ranking: 10/13

2011-12 PREVIEW

Lettermen Returning/Lost: 7/5
 Newcomers: 7
 Returning Redshirt Freshmen: 2
 Starters Returning/Lost: 3/3
 Returning Scoring: 38.6% (1162 of 3,012 pts)
 Returning Rebounding: 60.0% (856 of 1,425 reb)
 Returning Assists: 33.3% (179 of 538 ast)
 Returning Blocks: 82.0% (123 of 150)
 Returning Minutes: 45.2% (3,379 of 7,474)

BYU HISTORY

First Year of Basketball: 1903
 Overall All-Time Record: 1657-1010 (.621)
 Winning Seasons: 84 (last 2011)
 Regular Season Conf. Championships: 29 (last 2011)
 Postseason Appearances (record): 36 (26-37)
 Total NCAA Appearances (record): 26 (14-29)
 Last NCAA Appearance: 2011
 Second Round: W vs. Wofford, 74-66
 Third Round: W vs. Gonzaga, 89-67
 Sweet 16: L vs. Florida, 74-83 (OT)
 Total NIT Appearances (Record): 10 (12-8)
 Last NIT Appearance: 2006
 Result: (0-1) lost at Houston, 77-67

OLD RELIABLE

Since the seventh game of his sophomore season (2009-10), Noah Hartsock has started 88 of 89 games, including all 22 this season. The only game he did not start during that stretch was the first game of last season when he scored 21 points against Fresno State, a career high at the time. Along the way, Hartsock has climbed the rankings into BYU's top-four shot blockers and recently became the 43rd member of BYU's 1,000-point club. He has also scored in double figures in 21 of 22 games this season.

FRESHMEN FINDING THEIR WAY

Several freshmen have made significant contributions this season. Some of the top performances by BYU's freshmen this season are listed below.

Name	Opponent	Stats
Josh Sharp	BYU-Hawaii	5 points, 6 boards, 1 assist, 1 steal
Josh Sharp	Prairie View A&M	5 points, 6 boards, 1 assist
Anson Winder	Longwood	8 points, 5 assists
Anson Winder	Prairie View A&M	11 points, 4 assists, 3 rebounds
Anson Winder	vs. Nevada	9 points, 4 rebounds, 4 assists, 4 steals
Anson Winder	vs. Northern Arizona	3 points, 9 assists, 2 blocks, 3 steals
Anson Winder	vs. Oregon	10 points, 2 3s, 6 assists, 1 steal
Damarcus Harrison	Longwood	11 points, 3 3s
Damarcus Harrison	Baylor	8 points, 3 boards, 1 assist, 1 block, 1 steal
Damarcus Harrison	Cal State San Marcos	8 points, 3 rebounds, 2 assists, 2 steals
Nate Austin	vs. Northern Arizona	11 points, 5 of 6 shooting, 4 rebounds
Nate Austin	vs. Oregon	9 points, 4 of 7 shooting, 6 rebounds
Nate Austin	Weber State	15 points, 7 of 8 shooting, 9 rebounds, 1 block
Nate Austin	Buffalo	7 points, 9 rebounds, 1 assist, 1 steal
Nate Austin	at Loyola Marymount	8 points, 4 of 5 shooting, 6 rebounds
Nate Austin	San Francisco	4 points, 9 rebounds, 1 assist, 1 steal
Matt Carlino	Baylor	18 points, 4 of 8 3s, 2 assists, 1 block, 1 steal
Matt Carlino	Buffalo	10 points, 11 assists, 7 rebounds, 3 steals
Matt Carlino	UC Santa Barbara	22 points, 6 assists, 1 block, 2 steals
Matt Carlino	Cal State San Marcos	19 points, 2 rebounds, 3 steals
Matt Carlino	at Saint Mary's	13 points, 6 assists, 4 rebounds
Matt Carlino	at Loyola Marymount	9 points, 7 assists, 1 steal
Matt Carlino	San Francisco	12 points, 4 assists, 2 steals
Matt Carlino	Santa Clara	21 points, 3 rebounds, 8 assists, 1 block, 1 steal

NO, I WON'T GET OUT OF YOUR WAY

Junior forward Brandon Davies has made a habit of making the opposition pay when they drive to the basket. On the season he has taken 24 charges, including a season-best four at Utah State. He took three charges against BYU-Hawaii, at Saint Mary's and vs. Loyola Marymount and two charges three times. Nate Austin has taken his fair share of charges as well with a total of 16. He took three charges against Longwood and Buffalo and two three times.

ALL-TIME BLOCKS LEADERS

Noah Hartsock has established himself as one of the best shot blockers in BYU history. He is currently fourth all-time in program history.

Blocks	Seasons	GP	Blocks	Blocks/G
1. Greg Kite	1979-83	112	208	1.9
2. Shawn Bradley	1990-91	34	177	5.2
3. Russell Larson	1991-95	129	166	1.3
4. Noah Hartsock	2008-present	122	158	1.3

CARLINO'S DEBUT

Matt Carlino made his long awaited debut against No. 6 Baylor on Dec. 17, 2011. He totaled 18 points, four 3-pointers and two assists. Here are some of the top debuts by BYU freshmen.

Shawn Bradley	11/14/90	East Tennessee State	23 points, 14 rebounds, 5 blocks, 8-15 FGs
Mike Rose	11/21/03	Southern Utah	26 points, 8-13 3-pointers, 6 assists
Russell Larson	11/26/91	Utah State	21 points, 12 rebounds, 3 blocks, 8-10 FGs
Matt Carlino	12/17/11	No. 6 Baylor	18 points, 4-8 3s, 2 assists, 1 block, 1 steal
Danny Ainge	11/26/77	UCLA	13 points, 6 rebounds, 2 assists
Mark Bigelow	11/13/98	Wofford	12 points, 6 rebounds, 2 assists, 4-6 FGs
Devin Durrant	11/24/78	Hawaii	13 points, 5 rebounds, 3 assists, 1 block, 1 steal



AMONG THE NATION'S BEST

BYU men's basketball is one of the most successful programs in the nation in recent history. See below.

Best Combined Record 09-10 and 10-11

Team	W	L	Pct.
1. Kansas	68	6	.919
2. Duke	67	10	.870
3. Ohio State	63	11	.851
4. <i>BYU</i>	62	11	.849
5. Kentucky	64	12	.842

Teams With 25 Wins, Last Five Seasons

- *BYU*
- Butler
- Kansas
- Pittsburgh

NEW HOME

The 2011-12 season is BYU's first as a member of the West Coast Conference. The Cougars have played each member of the league at least twice all time. See below for BYU's all-time record vs. its new conference and its record under Dave Rose vs. those teams.

Opponent	All-time	Rose vs.	In 11-12
Gonzaga	1-1	1-0	0-0
LMU	2-3	2-2	1-1
Pepperdine	5-4	3-0	1-0
Portland	5-0	3-0	0-0
St. Mary's	8-3	1-1	0-1
San Diego	4-0	2-0	2-0
USF	6-5	2-0	1-0
Santa Clara	16-5	1-0	1-0
<i>Total</i>	<i>47-21</i>	<i>15-3</i>	<i>6-2</i>

ROSTER BREAKDOWN

Starters Returning	Pos.	Yr.	In 2010-11 Ppg	Rpg	Exp
Charles Abouo	G/F	Sr.	7.2	4.8	3L
Brandon Davies	F	Jr.	11.1	6.2	2L
Noah Hartsock	F	Sr.	8.6	5.9	3L

Other Returnees	Pos.	Yr.	In 2010-11 Ppg	Rpg	Exp
Matt Carlino**	G	Fr.	—	—	RS
Chris Collinsworth	F	So.	5.9	5.6	2L
Craig Cusick ^	G	Jr.	—	—	PS
Nick Martineau	G	Jr.	0.7	0.4	2L
Stephen Rogers	F	Jr.	4.1	2.2	1L
Anson Winder**	G	Fr.	—	—	RS
Brock Zylstra	G	Jr.	1.1	1.3	2L

** Redshirted in 2010-11

^ A member of the practice squad in 2010-11

Newcomers	Pos.	Yr.
Nate Austin	F/C	Fr.
Damarcus Harrison	G	Fr.
Ian Harward	F/C	Fr.
Austin Nelson	G	Fr.
Josh Sharp	F	Fr.
Jaren Sweeney	G/F	Fr.

BYU BASKETBALL ON KSL NEWSRADIO/BYU RADIO

(102.7 FM and 1160 AM; SiriusXM 143)

The "Voice of the Cougars" is KSL Newsradio's Greg Wrubell, in his 16th season as the play-by-play broadcaster for BYU Basketball. Joining Wrubell on the broadcasts is former Cougar letterman Mark Durrant, in his 15th year as game analyst. All game broadcasts start one hour prior to tipoff with "Cougar Pregame Live."

Other Ways to Listen

Fans can listen to the radio broadcasts via ksl.com and byuradio.org, and via the KSL and KSLGameCenter apps for iPhone and Android. Those in the Marriott Center can listen to home game broadcasts by tuning their portable radios to KSL's delay-free and static-free in-arena translator at 1100 AM.

Network Affiliates

KMGR 95.9 FM - Manti, Utah
KDXU 890 AM - St. George, Utah
KSUB 590 AM - Cedar City, UT
KTHK 105.5 FM - Blackfoot, Idaho Falls, Pocatello, Idaho

"BYU BASKETBALL WITH HEAD COACH DAVE ROSE" ON KSL NEWSRADIO/BYU RADIO

Dave Rose's weekly radio show is broadcast live from Legends Grille on the BYU campus, Tuesdays from 7 to 8 p.m. MST. The show will feature appearances by BYU players and coaches, and a question-and-answer segment with Coach Rose.

"BYU BASKETBALL WITH HEAD COACH DAVE ROSE" ON KSL 5 TV

Dave Rose's weekly television show airs Sunday evenings at 11 p.m. MST. The show will include weekly features on BYU players and coaches, and an "X's and O's" segment with Coach Rose.

SHARING THE ROCK

In BYU's 81-56 victory over San Francisco on Jan. 7, the Cougars had one of the best games in program history in terms of sharing the basketball. BYU hit 29 shots against the Dons and assisted on 27, including all 16 baskets in the first half and the first 18 of the game. The 27 assists on 29 made shots is a ratio of .931, the third best in a single-game in program history. The BYU record for a single game was set in 2001 against Idaho when BYU had assists on 20 of 21 baskets (.952).

#winning NUMBERS

BYU has achieved a high level of success under Dave Rose. See some of the accomplishments below.

- 6-consecutive 20-win seasons
- 5-consecutive 25-win seasons
- 2-consecutive 30-win seasons
- 114 wins from 2007 to 2011 — most wins in a four-year stretch in program history
- From the 2008-09 season to now, BYU has won 104 games and Charles Abouo has played in every victory and every game during that stretch
- Abouo (104), Jimmer Fredette (112), Jackson Emery (106) and Jonathan Tavernari (103) are the four Cougars to have played in 100 victories
- Noah Hartsock has played in 99 victories (he missed six games in 2008-09 with an ankle sprain) and is poised to become the next member of the 100-win club
- BYU advanced to the Sweet 16 in 2011 for the first time since 1981
- Under Rose, BYU has won four conference titles and finished second his other two years as head coach
- Rose and Roger Reid are the only BYU coaches to win 20-plus games in each of their first six seasons — Rose has the opportunity to become to first to win 20-plus games in each of his first seven seasons
- BYU basketball has 10 25-win seasons in its 110-year history and Rose has been the head coach of five of those teams



BYU'S 2011-12 RECORD WHEN

At home	10-2
On the road	4-2
On a neutral floor	3-1
On Television	17-5
On BYUtv	14-2
On ESPN2	0-1
On ESPNU	2-0
On FSN	1-0
On KCSG	0-1
On Big Ten Network	0-1
On Monday	1-0
On Tuesday	4-0
On Wednesday	2-0
On Thursday	2-2
On Friday	2-1
On Saturday	6-2
Coming off a win	12-4
Coming off a loss	5-0
Had two or more days between last game	12-2
Had only one day between last game	5-1
Playing the next day after a game	0-1
BYU scores 100 or more points	0-0
BYU scores between 90-99 points	5-0
BYU scores between 80-89 points	5-2
BYU scores between 70-79 points	6-0
BYU scores between 60-69 points	1-2
BYU scores below 60 points	0-1
Opponent scores 90 or more points	0-1
Opponent scores between 80-89 points	0-2
Opponent scores between 70-79 points	3-1
Opponent scores between 60-69 points	6-1
Opponent scores between 50-59 points	7-0
Opponent scores below 50 points	1-0
BYU leads at half	16-1
Opponent leads at half	0-4
Score tied at half	1-0
BYU leads with 5 minutes left	17-0
Opponent leads with 5 min. left	0-5
Score tied with 5 minutes left	0-0
BYU leads with 1 minute left	17-0
Opponent leads with 1 min. left	0-5
Score tied with 1 minute left	0-0
Game goes into overtime	0-0
BYU shoots 50 % or better	9-0
Opponent shoots 50 % or better	0-3
BYU outshoots opponent	16-1
Opponent outshoots BYU	1-4
Teams shoot equal from the field	0-0
BYU outrebounds opponent	16-1
Opponent outrebounds BYU	0-4
BYU and opponent tie in rebounds	1-0
vs. top-25 ranked opponent	0-2
vs. 2011 regular-season conference champions	0-2
vs. 2011 postseason teams	7-3

# PLAYERS IN DOUBLE FIGURES	11-12	CAREER
One Player	0-1	0-0
Two Players	2-0	1-0
Three Players	6-3	2-2
Four Players	7-1	3-0
Five Players	1-0	0-0
Six Players	1-0	0-0

LATE FREE THROWS	5:00-2:00	2:00-0:00/OT
Charles Abouo	7-9 (.778)	6-6 (1.000)
Noah Hartsock	4-4 (.500)	4-4 (1.000)
Brandon Davies	9-13 (.692)	3-3 (1.000)
Nick Martineau	—	1-2 (.500)
Josh Sharp	2-4 (.500)	6-8 (.750)
Nate Austin	2-5 (.400)	5-8 (.625)
Damarcus Harrison	—	1-2 (.500)
Anson Winder	2-3 (.667)	6-7 (.857)
Craig Cusick	—	9-11 (.818)
Matt Carlino	2-4 (.500)	6-8 (.750)
Team	28-42 (.667)	47-59 (.797)

DUNKS	11-12	CAREER
Charles Abouo	3	16
Brandon Davies	20	44
Chris Collinsworth	0	4
Noah Hartsock	4	9
Brock Zylstra	1	2
Stephen Rogers	1	2
Josh Sharp	1	1
Anson Winder	1	1
Nate Austin	2	2
Damarcus Harrison	3	3
BYU	36	
Opponents	23	

BYU STARTING LINEUPS

OPPONENT	(1)	(2)	(3)	(4)	(5)
at Utah State	Zylstra	Rogers	Abouo	Hartsock	Davies
BYU-Hawaii	Zylstra	Rogers	Abouo	Hartsock	Davies
Longwood	Cusick	Zylstra	Abouo	Hartsock	Davies
Prairie View A&M	Cusick	Zylstra	Abouo	Hartsock	Davies
vs. Nevada	Winder	Zylstra	Abouo	Hartsock	Davies
vs. Wisconsin	Winder	Zylstra	Abouo	Hartsock	Davies
vs. Northern Arizona	Winder	Zylstra	Abouo	Hartsock	Davies
vs. Oregon	Winder	Zylstra	Abouo	Hartsock	Davies
Weber State	Winder	Zylstra	Abouo	Hartsock	Davies
at Utah	Winder	Zylstra	Abouo	Hartsock	Davies
Baylor	Cusick	Zylstra	Abouo	Hartsock	Davies
Buffalo	Carlino	Zylstra	Abouo	Hartsock	Davies
UC Santa Barbara	Carlino	Zylstra	Abouo	Hartsock	Davies
Cal State San Marcos	Carlino	Zylstra	Abouo	Hartsock	Davies
at Saint Mary's	Carlino	Zylstra	Abouo	Hartsock	Davies
San Diego	Carlino	Zylstra	Abouo	Hartsock	Davies
at Loyola Marymount	Carlino	Zylstra	Abouo	Hartsock	Davies
San Francisco	Carlino	Zylstra	Abouo	Hartsock	Davies
Santa Clara	Carlino	Zylstra	Abouo	Hartsock	Davies
at San Diego	Carlino	Zylstra	Abouo	Hartsock	Davies
Loyola Marymount	Carlino	Zylstra	Abouo	Hartsock	Davies
at Pepperdine	Carlino	Zylstra	Abouo	Hartsock	Davies
at Virginia Tech					
Saint Mary's					
Gonzaga					
at Portland					
Pepperdine					
at San Francisco					
at Santa Clara					
Gonzaga					
Portland					

WON-LOSS RECORDS/STARTING LINEUPS

RECORD	(1)	(2)	(3)	(4)	(5)
1-1	Zylstra	Rogers	Abouo	Hartsock	Davies
2-1	Cusick	Zylstra	Abouo	Hartsock	Davies
5-1	Winder	Zylstra	Abouo	Hartsock	Davies
9-2	Carlino	Zylstra	Abouo	Hartsock	Davies

FREE THROW STREAKS

Abouo	14	12/31/11 - 1/19/12	Davies	7	11/11/11 - 11/15/11
Davies	11	11/22/11 - 12/10/11	Davies	7	12/10/11 - 12/17/11
Hartsock	10	11/25/11 - 12/3/11	Davies	7	1/21/12
Hartsock	10	12/7/11 - 12/20/11	Winder	7	12/22/11 - current
Hartsock	9	1/14/12 - 1/19/12			
Abouo	9	12/22/11 - 12/27/11			
Hartsock	8	11/11/11 - 11/18/11			
Hartsock	8	12/3/11 - 12/7/11			
Abouo	8	11/22/11 - 12/7/11			
Hartsock	8	12/22/11 - 12/27/11			

MARGIN OF VICTORY

MARGIN	WINS	LOSSES
1 point		
2 points		
3 points		1
4 points		
5 points		
6 points		
7 points		1
8 points	1	
9 points		
10 points		
11 points		
12 points		
13 points	1	
14 points	2	1
15 points	1	
16-19 points	3 (19, 17, 19)	2 (17, 16)
20-24 points	2 (21, 21)	
25-29 points	3 (28, 28, 25)	
30-plus points	4 (32, 35, 36, 39)	

STREAKS

STREAK	11-12	OVERALL
Current won/loss streak	1 win	same
At home	1 loss	same
On the road	1 win	same
On a neutral floor	2 wins	same
At home vs. Nonconference	3 wins	same
At home vs. WCC	1 loss	same
On the road vs. Nonconference	1 win	same
On the road vs. WCC	3 wins	same
On a neutral floor vs. Nonconference	2 wins	same
On a neutral floor vs. WCC	—	—
at regular-season tournament	1 loss	same
at WCC Tournament	—	—
at NCAA Tournament	—	1 loss
at NIT	—	2 losses
Games With a Three-Point Make	22	497

GAMES PLAYED

	2011-12	CAREER
Charles Abouo	22 (17-5)	128 (104-24)
Noah Hartsock	22 (17-5)	122 (99-23)
Brandon Davies	22 (17-5)	86 (74-12)
Brock Zylstra	22 (17-5)	71 (59-12)
Nick Martineau	14 (13-1)	60 (54-6)
Chris Collinsworth	2 (1-1)	46 (36-10)
Stephen Rogers	14 (12-2)	50 (43-7)
Craig Cusick	22 (17-5)	same
Josh Sharp	18 (14-4)	same
Damarcus Harrison	19 (14-5)	same
Nate Austin	22 (17-5)	same
Anson Winder	21 (17-4)	same
Matt Carlino	12 (9-3)	same

GAMES STARTED

	2011-12	CAREER
Noah Hartsock	22 (17-5)	88 (73-15)
Brandon Davies	22 (17-5)	49 (41-8)
Charles Abouo	22 (17-5)	48 (40-8)
Brock Zylstra	22 (17-5)	same
Matt Carlino	10 (8-2)	same
Anson Winder	6 (5-1)	same
Craig Cusick	3 (2-1)	same
Stephen Rogers	2 (1-1)	same



2011-12 SCORING BY HALF (BYU-OPPONENT)

	1ST HALF	(MARGIN)	FG %	2ND HALF	(MARGIN)	FG %	OT	(MARGIN)	FG %	FINAL	(MARGIN)	FG %
at Utah State	28-30	-2	50.0-47.6	34-39	-5	44.0-44.4	—	—	—	62-69	-7	46.8-45.8
BYU-Hawaii	40-17	+23	50.0-19.4	33-35	-2	47.8-40.5	—	—	—	73-52	+21	49.1-30.9
Longwood	35-29	+6	44.0-39.3	57-31	+26	63.6-42.9	—	—	—	92-60	+32	55.2-41.1
Prairie View A&M	34-25	+9	43.5-32.3	56-26	+30	67.9-26.3	—	—	—	90-51	+39	56.9-29.0
vs. Nevada	34-27	+7	46.7-34.5	42-28	+14	63.0-40.7	—	—	—	76-55	+21	54.4-37.5
vs. Wisconsin	32-34	-2	50.0-42.9	24-39	-15	36.0-60.0	—	—	—	56-73	-17	43.1-50.9
vs. Northern Arizona	44-21	+23	48.5-33.3	43-31	+12	54.5-41.4	—	—	—	87-52	+35	51.5-37.7
vs. Oregon	38-31	+7	37.8-41.7	41-34	+7	41.2-36.4	—	—	—	79-65	+14	39.4-38.6
Weber State	47-34	+13	40.9-32.4	47-32	+15	63.6-34.5	—	—	—	94-66	+28	50.6-33.3
at Utah	25-17	+8	26.9-18.2	36-25	+11	52.2-33.3	—	—	—	61-42	+19	38.8-26.9
Baylor	42-38	+4	45.7-46.4	41-48	-7	48.5-54.3	—	—	—	83-86	-3	47.1-50.8
Buffalo	47-39	+8	51.4-53.8	46-39	+7	55.2-52.8	—	—	—	93-78	+15	53.1-52.8
UC Santa Barbara	38-32	+6	48.6-50.0	51-43	+8	47.8-50.0	—	—	—	89-75	+14	48.3-50.0
Cal State San Marcos	32-23	+9	44.8-34.5	47-28	+19	54.5-38.5	—	—	—	79-51	+28	50.0-36.4
at Saint Mary's	43-53	-10	54.3-57.1	39-45	-6	42.4-53.6	—	—	—	82-98	-16	48.5-55.4
San Diego	34-24	+10	38.7-22.2	54-28	+26	60.7-23.5	—	—	—	88-52	+36	49.2-23.0
at Loyola Marymount	34-34	0	35.1-37.5	39-31	+8	53.8-31.4	—	—	—	73-65	+8	42.9-34.3
San Francisco	42-20	+22	61.5-25.8	39-36	+3	46.4-40.7	—	—	—	81-56	+25	53.7-32.8
Santa Clara	45-42	+3	53.6-51.7	50-36	+14	60.0-41.4	—	—	—	95-78	+17	56.9-46.6
at San Diego	37-29	+8	41.2-40.0	45-34	+11	50.0-41.2	—	—	—	82-63	+19	45.2-40.7
Loyola Marymount	28-34	-6	35.5-41.9	40-48	-8	41.4-45.5	—	—	—	68-82	-14	38.3-43.4
at Pepperdine	42-29	+13	50.0-35.5	35-35	0	42.1-50.0	—	—	—	77-64	+13	46.9-42.6
at Virginia Tech												
Saint Mary's												
Gonzaga												
at Portland												
Pepperdine												
at San Francisco												
at Santa Clara												
Gonzaga												
Portland												
SEASON TOTALS	37.3-30.1	+7.2	45.2-37.9	42.7-35.0	+7.6	52.0-41.4	—	—	—	80.0-65.1	+14.9	48.4-39.7

2011-12 OFFENSIVE TRENDS (BYU-OPPONENT)

	PTS/PAINT	(MARGIN)	PTS OFF T.O.	(MARGIN)	2ND CHANCE PTS	(MARGIN)	FASTBREAK PTS	(MARGIN)	BENCH PTS	(MARGIN)	BIG RUN	BIG LEAD
at Utah State	22-20	+2	15-21	-6	7-9	-2	0-0	0	6-11	-5	5-0/11-0	4/11
BYU-Hawaii	30-22	+8	15-4	+11	11-8	+3	6-0	+6	18-13	+5	13-0/5-0	26/--
Longwood	26-12	+14	16-4	+12	25-3	+22	4-2	+2	44-16	+28	9-0/7-0	32/6
Prairie View A&M	30-24	+6	14-7	+7	12-10	+2	10-4	+6	41-19	+22	18-0/4-0	41/3
vs. Nevada	40-28	+12	22-10	+12	13-7	+6	16-2	+14	6-5	+1	16-0/9-0	24/2
vs. Wisconsin	30-24	+6	11-20	-9	12-9	+3	11-2	+9	19-23	-4	7-0/11-0	4/22
vs. Northern Arizona	28-26	+2	28-10	+18	10-2	+8	10-6	+4	27-24	+3	15-0/5-0	37/4
vs. Oregon	27-22	+5	17-9	+9	19-8	+11	6-0	+6	25-16	+9	13-0/8-0	21/8
Weber State	42-22	+20	14-9	+6	15-11	+4	10-2	+8	34-20	+14	8-0/10-0	34/3
at Utah	12-20	-8	8-2	+6	12-6	+6	2-0	+2	21-9	+12	10-0/5-0	22/4
Baylor	41-24	+17	20-26	-6	24-12	+12	11-2	+9	27-19	+8	11-0/6-0	13/9
Buffalo	28-34	-6	20-21	-1	17-9	+8	14-0	+14	31-15	+16	8-0/9-0	21/11
UC Santa Barbara	34-37	-3	18-19	-1	4-9	-5	8-3	+5	4-9	-5	9-0/7-0	15/5
Cal State San Marcos	46-24	+22	28-9	+19	12-6	+6	14-6	+8	20-17	+3	10-0/7-0	28/--
at Saint Mary's	33-32	+1	18-22	-4	18-13	+5	11-8	+3	15-13	+2	7-0/13-0	3/22
San Diego	32-14	+18	16-7	+9	9-10	-1	13-0	+13	21-29	-8	13-0/5-0	36/2
at Loyola Marymount	20-24	-4	16-20	-4	12-13	-1	0-4	-4	21-14	+7	8-0/12-0	13/8
San Francisco	21-24	-3	15-21	-6	9-2	+7	7-4	+3	19-24	-5	14-0/6-0	31/--
Santa Clara	50-30	+20	17-14	+3	9-6	+3	16-0	+16	10-9	+1	7-0/6-0	17/2
at San Diego	2-8	-6	16-15	+1	18-12	+6	0-0	0	18-17	+1	9-0/7-0	22/7
Loyola Marymount	28-18	+10	17-13	+4	7-10	-3	4-4	0	4-12	-8	6-0/11-0	4/14
at Pepperdine	30-30	0	10-8	+2	7-5	+2	7-6	+1	8-10	-2	12-0/6-0	15/9
at Virginia Tech												
Saint Mary's												
Gonzaga												
at Portland												
Pepperdine												
at San Francisco												
at Santa Clara												
Gonzaga												
Portland												
SEASON TOTALS	652-519	+133	371-291	+80	282-180	+102	180-55	+125	439-344	+95		
TIMES LED, RECORD (W/L/T)	10-5/6-0/1-0		13-1/4-4/0-0		14-3/3-2/0-0		15-3/1-0/1-2		13-2/4-3/0-0			



**2011-12 WCC STANDINGS (AS OF 1/22/12)**

	WCC	Pct	Overall
Saint Mary's	8-0	1.000	19-2
Gonzaga	6-1	.857	16-3
BYU	6-2	.750	17-5
Loyola Marymount	4-2	.667	11-8
San Francisco	3-5	.375	13-9
San Diego	2-5	.286	7-12
Portland	2-5	.286	5-15
Pepperdine	1-7	.125	7-12
Santa Clara	0-5	.000	8-10

2011-12 WCC PLAYERS OF THE WEEK

Nov. 14	Ashley Hamilton, Loyola Marymount
Nov. 21	Kevin Pangos, Gonzaga
Nov. 28	Evan Roquemore, Santa Clara
Dec. 5	Noah Hartsock, BYU
Dec. 12	Angelo Caloiaro, San Francisco
Dec. 19	Elias Harris, Gonzaga
Dec. 26	Kevin Pangos, Gonzaga
Jan. 2	Brandon Davies, BYU
Jan. 9	Rob Jones, Saint Mary's
Jan. 16	Matthew Dellavedova, Saint Mary's
Jan. 23	Anthony Ireland, Loyola Marymount

PRESEASON WCC MEDIA POLL

School (First-place votes)	Points
1. Gonzaga University (7)	63
2. Saint Mary's College (1)	56
3. Brigham Young University (1)	52
4. University of San Francisco	42
5. Santa Clara University	35
6. Loyola Marymount University	27
7. University of Portland	25
8. Pepperdine University	13
9. University of San Diego	11

PRESEASON ALL-WCC

Player	School	Yr.	Pos.
Brandon Davies	BYU	Jr.	F
Matthew Dellavedova	Saint Mary's	Jr.	G
Kevin Foster	Santa Clara	RS-Jr.	G
Rashad Green	San Francisco	Sr.	G
Elias Harris	Gonzaga	Jr.	F
Rob Jones	Saint Mary's	RS-Sr.	F
Nemanja Mitrovic	Portland	Sr.	G
Robert Sacre	Gonzaga	RS-Sr.	C
Drew Viney	Loyola Marymount	RS-Sr.	F
Michael Williams	San Francisco	Jr.	G

Note: Team listed alphabetically

Click/scan to view the WCC men's basketball page on WCCsports.com

**TEAM**

WCC STATS (1/22/12)	ALL	CONF
Scoring Offense	1st	1st
Scoring Defense	4th	5th
Scoring Margin	2nd	3rd
FT Percentage	5th	5th
FG Percentage	1st	3rd
FG Percentage Defense	1st	2nd
3FG Percentage	2nd	4th
3FG Percentage Defense	2nd	2nd
3-Point FG Made/Game	3rd	5th
Rebounding Offense	1st	1st
Rebounding Defense	4th	4th
Rebounding Margin	2nd	1st
Blocked Shots	1st	T4th
Assists	1st	1st
Steals	3rd	6th
Turnover Margin	3rd	6th
Assist/Turnover Ratio	2nd	2nd
Offensive Rebounds	8th	5th
Defensive Rebounds	1st	1st
Defensive Reb Pct	1st	1st
Offensive Reb Pct	7th	5th

NCAA STATS (1/22/12)	RANK	ACTUAL
Won-Lost Percentage	40	77.3
Scoring Offense	13	80.0
Scoring Defense	127	65.1
Scoring Margin	14	14.9
Field-Goal Percentage	20	48.4
Field-Goal Pct Defense	43	39.7
3-Point Field Goals/Game	72	7.4
3-Point Field-Goal Pct	54	37.4
Three Pt FG Defense	63	31.3
Free-Throw Percentage	125	70.4
Rebound Margin	20	6.9
Assists Per Game	4	18.5
Assist Turnover Ratio	13	1.36
Blocked Shots Per Game	64	4.5
Steals Per Game	81	7.6
Turnovers Per Game	149	13.6
Turnover Margin	123	1.2
Personal Fouls Per Game	116	17.5

INDIVIDUAL

WCC (1/22/12)	TOP BYU PLAYER - ALL	TOP BYU PLAYER - CONF
Scoring	Noah Hartsock - 2nd	Brandon Davies - 1st
Rebounding	Brandon Davies - 3rd	Brandon Davies - 2nd
FG Percentage	Noah Hartsock - 1st	Noah Hartsock - 5th
Assists	Charles Abouo - T11th	Matt Carlino - 4th
FT Percentage	Noah Hartsock - 6th	Charles Abouo - 11th
Steals	Brock Zylstra - 10th	Brandon Davies - T13th
3FG Percentage	Brock Zylstra - 2nd	Craig Cusick - 1st
3FG Made/Game	Brock Zylstra - 8th	ZylstraCarlino - T7th
Blocked Shots	Noah Hartsock - 1st	Brandon Davies - 1st
Assist/TO Ratio	Charles Abouo - 9th	Charles Abouo - 1st
Offensive Rebounds	Brandon Davies - 7th	Brandon Davies - 8th
Defensive Rebounds	Brandon Davies - 3rd	Brandon Davies - 2nd
Minutes Played	Noah Hartsock - 7th	Noah Hartsock - 5th

NCAA (1/22/12)	BYU PLAYER - RANK	ACTUAL
Points Per Game	Noah Hartsock - 59	17.5
Field Goal Percentage	Noah Hartsock - 21	58.3
	Brandon Davies - 74	50.7
Free Throw Percentage	Noah Hartsock - 90	82.5
Rebounds Per Game	Brandon Davies - 77	8.1
Blocked Shots Per Game	Noah Hartsock - 92	1.6
	Brandon Davies - 158	1.3
Assist Turnover Ratio	Charles Abouo - 196	1.57

Click/scan to view the NCAA Division I Men's Basketball statistics



2011-12 NUMERICAL ROSTER

No.	Name	Pos.	Ht.	Wt.	Yr.	Hometown (Previous School)
0	Brandon Davies	F	6-9	235	Jr.	Provo, Utah (Provo HS)
1	Charles Abouo	G/F	6-5	215	Sr.	Abidjan, Cote d'Ivoire (Brewster Academy)
2	Craig Cusick	G	6-2	185	Jr.	Orem, Utah (Utah)
3	Austin Nelson	G	6-0	160	Fr.	Henderson, Nev. (Coronado HS)
5	Chris Collinsworth	F	6-9	235	So.	Provo, Utah (Provo HS)
10	Matt Carlino	G	6-2	175	Fr.	Scottsdale, Ariz. (Bloomington South HS)
12	Josh Sharp	F	6-7	185	Fr.	Highland, Utah (Utah)
13	Brock Zylstra	G/F	6-6	210	Jr.	La Verne, Calif. (Bonita HS)
14	Nick Martineau	G	6-0	170	Jr.	Fruit Heights, Utah (Davis HS)
15	Jaren Sweeney	G/F	6-5	190	Fr.	Mesa, Ariz. (Mountain View HS)
20	Anson Winder	G	6-3	195	Fr.	Las Vegas, Nev. (Bishop Gorman HS)
21	Stephen Rogers	F	6-8	195	Jr.	Mesa, Ariz. (Mesa CC)
24	Damarcus Harrison	G	6-5	190	Fr.	Greenwood, S.C. (Christ School)
33	Nate Austin	F/C	6-10	215	Fr.	Alpine, Utah (Lone Peak HS)
34	Noah Hartsock	F	6-8	230	Sr.	Bartlesville, Okla. (Bartlesville HS)
42	Ian Harward	F/C	6-10	215	Fr.	Orem, Utah (Orem HS)

Head Coach: Dave Rose, 7th year (Houston, 1983)

Assistant Coaches: Terry Nashif (BYU, 2005); Tim LaComb (Utah, 2006), Mark Pope (Kentucky, 1996)

Director of Basketball Operations: Mike Hall (BYU, 2005)

Team Trainer: Robert Ramos (BYU, 1995)

Click/scan to view the BYU men's basketball roster on
BYUcougars.com

**PRONUNCIATION GUIDE**

CHARLES ABOUO
a-BOO-oh

ANSON WINDER
AN-son WINE-der

MATT CARLINO
car-LEE-no

BROCK ZYLSTRA
ZIL-strä

DAMARCUS HARRISON
duh-MARCUS

TERRY NASHIF
NASH-if

IAN HARWARD
har-WORD

ROBERT RAMOS
RAY-mus

NICK MARTINEAU
MART-in-oh

2011-12 SEASON / CAREER HIGHS

#	PLAYER	POINTS	REBOUNDS	ASSISTS
0	DAVIES, Brandon Career:	29 at Pepperdine same	22 vs. San Diego same	6 vs. San Francisco 6 at Air Force (10-11), vs. USF (11-12)
1	ABOUO, Charles Career:	22 vs. Nevada 25 vs. Wyoming (10-11)	16 vs. Longwood same	7 vs. San Francisco, at San Diego same
2	CUSICK, Craig Career:	10 at Utah same	4, at Loyola Marymount same	8 vs. Weber State same
5	COLLINSWORTH, Chris Career:	— 15 vs. Chicago State	1 vs. BYU-Hawaii 11 at UNLV (07-08)	1 at Utah State 3 four times, last vs. Chicago State (10-11)
10	CARLINO, Matt Career:	22 vs. UC Santa Barbara same	7 vs. Buffalo, at San Diego same	11 vs. Buffalo same
12	SHARP, Josh Career:	5 vs. BYU-Hawaii, vs. PVAMU same	6 vs. BYU-Hawaii, vs. PVAMU same	3 vs. Longwood same
13	ZYLSTRA, Brock Career:	26 vs. Buffalo same	7 vs. Baylor, vs. UCSB, at USD, at Pepp. same	5 vs. UC Santa Barbara same
14	MARTINEAU, Nick Career:	3 vs. Longwood 6 vs. Loyola Marymount (07-08)	3 vs. CSUSM same	2 vs. PVAMU, vs. CSUSM 4 vs. Loyola Marymount (07-08)
20	WINDER, Anson Career:	20 vs. Buffalo same	4 vs. Nevada same	9 vs. Northern Arizona same
21	ROGERS, Stephen Career:	18 vs. PVAMU same	6 vs. Northern Arizona 8 vs. UNLV (10-11)	3 at USU, vs. Longwood, vs. NAU, vs. SCU same
24	HARRISON, Damarcus Career:	11 vs. Longwood same	3 vs. Baylor, vs. CSUSM same	2 vs. BYUH, vs. PVAMU, vs. UCSB, vs. CSUSM same
33	AUSTIN, Nate Career:	15 vs. Weber State same	9 vs. Weber State, vs. San Francisco same	2 at Saint Mary's, vs. Santa Clara same
34	HARTSOCK, Noah Career:	28 vs. Loyola Marymount same	12 vs. Oregon, vs. Weber State 13 vs. Vermont (10-11)	5 vs. BYU-Hawaii 6 vs. Eastern New Mexico (09-10)



CAREER HIGHLIGHTS

- 176-50 overall record for a BYU record .779 winning percentage
- With 159 victories in his first six seasons is tied for third all-time for best career starts (through six seasons) by wins in NCAA history and second in BYU history for career victories
- Four Mountain West Conference regular season titles, a BYU and MWC record
- Three-time MWC Coach of the Year (2006, 2007, 2011)
- Two-time USBWA District VIII Coach of the Year (2006, 2011)
- Honorable Mention for National Coach of the Year by Scout.com (2006)
- Five-consecutive trips to the NCAA Tournament, a BYU record
- Five-consecutive 25-win seasons, a BYU record
- Holds top two spots for wins in a season in BYU history with 32 in 2010-11 and 30 in 2009-10
- Took BYU to the Sweet 16 in 2011 for the first time since 1981
- Coached Jimmer Fredette, the 2011 Consensus National Player of the Year (received the Wooden Award, Naismith Trophy, Oscar Robertson Trophy and other national awards)
- Naismith Coach of the Year Finalist in 2011
- Finalist for the Clair Bee Award in 2010

COACHING EXPERIENCE

- BYU Head Coach (2005-present)
- BYU Associate Head Coach (2000-2005)
- BYU Assistant Coach (1997-2000)
- Dixie State Head Coach (1990-1997)
- Dixie State Assistant Coach (1987-1990)
- Assistant coach at Pine View High School (1986-87)
- Head coach at Millard High School (1983-86)

SERVICE

- NABC Game Pillar Award for Service in 2008
- 63rd recipient of the Dale Rex Memorial Award
- Honorary Chair of the Children with Cancer Christmas Foundation
- Was the first coach in the state of Utah to participate in the American Cancer Society's nationwide Coaches vs. Cancer campaign
- Lobbied before Congress for more funding for cancer research in September 2010

EDUCATION

- Houston (1983, B.A.)

PLAYING CAREER

- Played baseball and basketball at Dixie State College
- Played for Houston from 1980-83 (played in 1980-81 and 82-82, redshirted in 1981-82)
- Co-Captain on the famous "Phi-Slamma Jamma" team that featured Hakeem Olajuwon and Clyde Drexler
- Helped Houston achieve a No. 1 ranking and reach the national championship game in 1983

MISSION

- Manchester England (1977-79)

PERSONAL/FAMILY

- Wife: Cheryl
- Children: Daughter Chanell and husband Brock Reichner, son Garrett and wife Brooke, daughter Taylor
- Dave and Cheryl Rose have five grandchildren



Click/scan to view Dave Rose's profile on
BYUcougars.com

**ROSE DIVISION I COACHING LEDGER**

SCHOOL	SEASON	OVERALL	MWC/WCC	MWC/WCC TOURNEY	NCAA/NIT
BYU	2005-06	20-9	12-4	0-1	0-1 NIT
BYU	2006-07	25-9	13-3	2-1	0-1 NCAA
BYU	2007-08	27-8	14-2	2-1	0-1 NCAA
BYU	2008-09	25-8	12-4	1-1	0-1 NCAA
BYU	2009-10	30-6	13-3	1-1	1-1 NCAA
BYU	2010-11	32-5	14-2	2-1	2-1 NCAA
BYU	2011-12	17-5	6-2	—	—
TOTAL		176-50 (.779)	84-20 (.808)	8-6 (.571)	3-6



**0 — BRANDON DAVIES**

6-9 • 235 • Junior • Forward
Provo, Utah (Provo HS)

DAVIES NOTES**Last time Out**

- Scored a career-high 29 points on 7 of 14 shooting and a career-best 15 of 18 from the free throw line; also had 6 rebounds, 4 assists and 2 blocks at Pepperdine

In 2011-12

- Has started every game, scored in double figures 17 times and in 10-straight games
- WCC Player of the Week for Jan. 2, averaging 21.0 points and 14.0 boards with two double-doubles
- Five double-doubles this season (Pts/Reb); vs. Baylor (18/13), vs. CSUSM (14/13), vs. San Diego (21/22), at LMU (15/10) and at San Diego (12/12)
- Had 28 points and a career-high 5 steals at Saint Mary's
- Set career-high of 22 rebounds and added 21 points vs. San Diego
- Averages 14.1 points, 8.1 rebounds, 2.2 assists, 1.3 blocks and 1.2 steals
- 50.7 percent FG shooting and 71.7 percent FT shooting
- Named to the All-WCC Preseason team

Other

- Mother is Linda Kathleen Davies and has one brother and one sister
- Also recruited by Utah, Gonzaga, Utah State, Cal Berkeley, Washington State, Penn State and Santa Clara
- Played for Craig Drury at Provo High School where he helped lead the Bulldogs to state titles as a sophomore and junior and a second-place finish as a senior

Click/scan for Davies' bio
 on BYUcougars.com

**11-12 SEASON HIGHS**

Points: 29, at Pepperdine — 1/21/12
 Points 1st half: 15, at Saint Mary's — 12/29/11
 Points 2nd half: 17, at Pepperdine — 1/21/12
 Rebounds: 22, San Diego — 12/31/11
 Assists: 6, vs. San Francisco — 1/7/12
 Steals: 5, at Saint Mary's — 12/29/11
 Blocks: 3, Weber State — 12/7/11
 FG made: 11, at Saint Mary's — 12/29/11
 FG attempts: 18, at Saint Mary's — 12/29/11
 3FG made: —
 3FG attempts: 1, Baylor — 12/17/11
 FT made: 15, at Pepperdine — 1/21/12
 FT attempts: 18, at Pepperdine — 1/21/12

CAREER HIGHS

Points: 29, at Pepperdine — 1/21/12
 Rebounds: 22, San Diego — 12/31/11
 Assists: 6, at Air Force — 02/09/11, vs. San Francisco — 1/7/12
 Steals: 5, at Saint Mary's — 12/29/11
 Blocks: 3, four times, last, Weber State — 12/7/11
 FG made: 11, at Saint Mary's — 12/29/11
 FG attempts: 18, at Saint Mary's — 12/29/11
 3FG made: —
 3FG attempts: 1, Utah — 01/30/10, Baylor — 12/17/11
 FT made: 15, at Pepperdine — 1/21/12
 FT attempts: 18, at Pepperdine — 1/21/12

2011-12 GAME-BY-GAME

Opponent	Date	GS	Min	FG	FGA	Pct	3FG	FGA	Pct	FT	FTA	Pct	Off	Def	TR	Avg	PF	FO	A	TO	Blk	Stl	Pts	Avg	
at Utah State	11/11/11	*	24	4	10	.400	0	0	.000	5	9	.556	2	3	5	5.0	3	0	1	3	1	2	13	13.0	
BYU-HAWAII	11/15/11	*	28	10	13	.769	0	0	.000	5	6	.833	3	6	9	7.0	3	0	3	5	2	1	25	19.0	
LONGWOOD	11/18/11	*	20	1	3	.333	0	0	.000	0	0	.000	2	2	4	6.0	3	0	4	5	0	0	2	13.3	
PRAIRIE VIEW A&M	11/22/11	*	26	4	8	.500	0	0	.000	5	6	.833	3	5	8	6.5	3	0	3	4	2	1	13	13.3	
vs Nevada	11/25/11	*	25	4	8	.500	0	0	.000	2	2	1.000	0	3	3	5.8	5	1	4	0	1	0	10	12.6	
vs Wisconsin	11/26/11	*	30	4	10	.400	0	0	.000	1	1	1.000	0	4	4	5.5	2	0	1	4	0	3	9	12.0	
vs Northern Arizona	11/30/11	*	28	6	9	.667	0	0	.000	2	2	1.000	2	7	9	6.0	1	0	3	0	0	1	14	12.3	
vs Oregon	12/03/11	*	20	2	10	.200	0	0	.000	2	2	1.000	1	4	5	5.9	5	1	2	1	1	0	6	11.5	
WEBER STATE	12/07/11	*	22	5	11	.455	0	0	.000	1	1	1.000	3	6	9	6.2	4	0	0	2	3	1	11	11.4	
at Utah	12/10/11	*	25	1	4	.250	0	0	.000	1	2	.500	3	6	9	6.5	3	0	1	1	1	1	3	10.6	
BAYLOR	12/17/11	*	36	6	15	.400	0	1	.000	6	9	.667	5	8	13	7.1	3	0	1	1	1	1	18	11.3	
BUFFALO	12/20/11	*	22	1	3	.333	0	0	.000	0	2	.000	3	1	4	6.8	3	0	1	0	2	1	2	10.5	
UC SANTA BARBARA	12/22/11	*	32	7	16	.438	0	0	.000	3	3	1.000	2	4	6	6.8	2	0	1	2	0	4	17	11.0	
CS SAN MARCOS	12/27/11	*	26	7	11	.636	0	0	.000	0	0	.000	4	9	13	7.2	1	0	2	2	1	0	14	11.2	
at Saint Mary's (CA)	12/29/11	*	30	11	18	.611	0	0	.000	6	8	.750	3	4	7	7.2	4	0	0	3	1	5	28	12.3	
SAN DIEGO	12/31/11	*	35	8	13	.615	0	0	.000	5	8	.625	6	16	22	8.1	3	0	4	3	2	1	21	12.9	
at Loyola Marymount	01/05/12	*	29	6	12	.500	0	0	.000	3	5	.600	0	10	10	8.2	4	0	2	6	2	0	15	13.0	
SAN FRANCISCO	01/07/12	*	22	5	9	.556	0	0	.000	2	4	.500	2	4	6	8.1	4	0	6	2	2	1	12	12.9	
SANTA CLARA	01/14/12	*	29	9	13	.692	0	0	.000	5	7	.714	0	5	5	7.9	4	0	2	2	1	2	23	13.5	
at San Diego	01/16/12	*	32	3	9	.333	0	0	.000	6	10	.600	6	6	12	8.2	2	0	2	2	2	1	12	13.4	
LOYOLA MARYMOUNT	01/19/12	*	31	4	8	.500	0	0	.000	6	8	.750	2	7	9	8.2	5	1	2	2	2	0	14	13.4	
at Pepperdine	01/21/12	*	35	7	14	.500	0	0	.000	15	18	.833	0	6	6	8.1	3	0	4	3	2	0	29	14.1	
Totals			22	607	115	227	.507	0	1	.000	81	113	.717	52	126	178	8.1	70	3	49	53	29	26	311	14.1

MISCELLANEOUS

	11-12	Career
Double-Figure Pts:	17 (13-4)	43 (37-6)
20-plus Pts:	5 (4-1)	8 (7-1)
Double-Figure Reb:	5 (4-1)	9 (8-1)
Double-Doubles:	5 (4-1)	9 (8-1)
3-plus Steals:	3 (2-1)	4 (3-1)
3-plus Blocks:	1 (1-0)	4 (4-0)
3-plus 3-point FGs:	0 (0-0)	0 (0-0)
Scoring Leader:	6 (4-2)	7 (5-2)
Rebound Leader:	11 (9-2)	25 (21-4)
Assist Leader:	2 (2-0)	4 (4-0)


CAREER STATISTICS (ALL GAMES)

Year	GP	GS	Min	Avg	FG	FGA	Pct	3FG	FGA	Pct	FT	FTA	Pct	Off	Def	TR	Avg	PF	FO	A	TO	Blk	Stl	Pts	Avg
2009-10	35	1	474	13.5	69	128	.539	0	1	.000	50	88	.568	30	74	104	3.0	91	1	9	47	14	13	188	5.4
2010-11	29	26	721	24.9	115	219	.525	0	0	.000	93	138	.674	63	117	180	6.2	90	4	43	44	27	20	323	11.1
2011-12	22	22	607	27.6	115	227	.507	0	1	.000	81	113	.717	52	126	178	8.1	70	3	49	53	29	26	311	14.1
TOTAL	86	49	1802	21.0	299	574	.521	0	2	.000	224	339	.661	145	317	462	5.4	251	8	101	144	70	59	822	9.6

CAREER STATISTICS (CONFERENCE GAMES)

Year	GP	GS	Min	Avg	FG	FGA	Pct	3FG	FGA	Pct	FT	FTA	Pct	Off	Def	TR	Avg	PF	FO	A	TO	Blk	Stl	Pts	Avg
2009-10	15	0	187	12.5	29	63	.460	0	1	.000	22	41	.537	13	35	48	3.2	35	0	3	21	5	6	80	5.3
2010-11	14	14	395	28.2	54	111	.486	0	0	.000	51	74	.689	30	72	102	7.3	46	2	29	25	16	13	159	11.4
2011-12	8	8	243	30.4	53	96	.552	0	0	.000	48	68	.706	19	58	77	9.6	29	1	22	23	14	10	154	19.3
TOTAL	37	22	825	22.3	136	270	.504	0	1	.000	121	183	.661	62	165	227	6.1	110	3	54	69	35	29	393	10.6



**1 — CHARLES ABOUO**

6-5 • 215 • Senior • Guard/Forward
Abidjan, Cote d'Ivoire (Brewster Academy)

ABOUO NOTES**Last time Out**

- Posted 15 points, 9 rebounds and 4 assists at Pepperdine

In 2011-12

- Has started every game and scored in double figures 13 times
- Averages 11.5 points, 6.1 rebounds, 3.1 assists and 1.1 steals
- Narrowly missed double-doubles vs. Baylor (17 pts, 9 reb) and at Pepperdine (15 pts/9 reb)
- Posted a double-double with 19 points on 6 of 9 shooting and a career-best 16 rebounds, 4 assists and 2 blocks against Longwood
- Scored a season-high 22 points, tied a career high with four 3s and added 8 boards, 4 assists and 3 steals against Nevada
- 44.4 percent FG shooting and 39.1 percent 3-point FG shooting

Other

- Parents are Ernest and Yvonne Abouo
- Played for the Utah Pump and Run AAU team with BYU players Chris Collinsworth and Nick Martineau
- Also recruited by San Diego State, Wichita State, Utah State, Loyola, Montana, Tulsa and Virginia Commonwealth
- Played for the Cote d'Ivoire Senior National Team during the summers of 2009 and 2010
- Played in the 2010 World Championships in Turkey with the Cote d'Ivoire National Team.
- Helped Brewster Academy (Wolfeboro, N.H.) set a school record with a 31-4 overall record in 2007-08

Click scan for Abouo's
 bio on BYUcougars.com

**11-12 SEASON HIGHS**

Points: 22, vs Nevada – 11/25/11
 Points 1st half: 15, at Pepperdine – 1/21/12
 Points 2nd half: 16 vs Nevada – 11/25/11
 Rebounds: 16, Longwood – 11/18/11
 Assists: 7, vs. San Francisco – 1/7/12, at San Diego – 1/16/12
 Steals: 3, BYU-Hawaii – 11/15/11, vs. Nevada – 11/25/11
 Blocks: 2 Longwood – 11/18/11
 FG made: 8 vs. Nevada – 11/25/11
 FG attempts: 15, vs. Oregon – 12/3/11
 3FG made: 4 vs. Nevada – 11/25/11
 3FG attempts: 6, vs. Oregon – 12/3/11
 FT made: 9, UCSB – 12/22/11
 FT attempts: 10, San Diego – 12/31/11

CAREER HIGHS

Points: 25, Wyoming – 03/05/11
 Rebounds: 16, Longwood – 11/18/11
 Assists: 7, vs. San Francisco – 1/7/12, at San Diego – 1/16/12
 Steals: 3, three times, last, vs. Nevada – 11/25/11
 Blocks: 2, Colorado State – 02/23/11; Longwood – 11/18/11
 FG made: 9, Wyoming – 03/05/11
 FG attempts: 15, vs. Oregon – 12/3/11
 3FG made: 4, at SDSU – 02/26/11; vs Nevada – 11-25-11
 3FG attempts: 6, Utah State – 11/17/10, vs. Oregon – 12/3/11
 FT made: 9, UCSB – 12/22/11
 FT attempts: 10, vs Arizona – 12/11/10, San Diego – 12/31/11

2011-12 GAME-BY-GAME

Opponent	Date	GS	Min	FG	FGA	Pct	3FG	FGA	Pct	FT	FTA	Pct	Off	Def	TR	Avg	PF	FO	A	TO	Blk	Stl	Pts	Avg	
at Utah State	11/11/11	*	36	4	6	.667	3	5	.600	5	7	.714	3	3	6	6.0	4	0	3	3	0	0	16	16.0	
BYU-HAWAII	11/15/11	*	20	1	4	.250	0	0	.000	2	5	.400	0	6	6	6.0	4	0	3	4	0	3	4	10.0	
LONGWOOD	11/18/11	*	27	6	9	.667	2	3	.667	5	8	.625	5	11	16	9.3	0	0	4	1	2	0	19	13.0	
PRAIRIE VIEW A&M	11/22/11	*	24	4	6	.667	2	3	.667	3	5	.600	2	5	7	8.8	0	0	3	1	0	2	13	13.0	
vs Nevada	11/25/11	*	38	8	12	.667	4	5	.800	2	2	1.000	2	6	8	8.6	2	0	4	5	0	3	22	14.8	
vs Wisconsin	11/26/11	*	34	2	6	.333	0	2	.000	2	2	1.000	1	3	4	7.8	3	0	2	4	1	0	6	13.3	
vs Northern Arizona	11/30/11	*	14	3	8	.375	1	3	.333	2	2	1.000	0	3	3	7.1	2	0	1	2	0	1	9	12.7	
vs Oregon	12/03/11	*	31	3	15	.200	2	6	.333	0	0	.000	5	7	12	7.8	2	0	3	1	0	1	8	12.1	
WEBER STATE	12/07/11	*	23	6	10	.600	3	4	.750	0	1	.000	0	4	4	7.3	2	0	4	0	0	2	15	12.4	
at Utah	12/10/11	*	25	4	6	.667	1	2	.500	2	2	1.000	2	4	6	7.2	3	0	0	2	1	1	11	12.3	
BAYLOR	12/17/11	*	22	7	10	.700	1	4	.250	2	2	1.000	6	3	9	7.4	4	0	2	5	1	0	17	12.7	
BUFFALO	12/20/11	*	24	3	10	.300	1	3	.333	1	2	.500	2	4	6	7.3	4	0	4	4	0	2	8	12.3	
UC SANTA BARBARA	12/22/11	*	26	3	7	.429	1	1	1.000	9	9	1.000	2	4	6	7.2	4	0	2	2	0	2	16	12.6	
CS SAN MARCOS	12/27/11	*	21	1	7	.143	0	4	.000	1	4	.250	3	2	5	7.0	2	0	4	2	0	0	3	11.9	
at Saint Mary's (CA)	12/29/11	*	20	4	9	.444	1	2	.500	0	1	.000	2	2	4	6.8	4	0	0	2	0	0	9	11.7	
SAN DIEGO	12/31/11	*	30	3	8	.375	1	4	.250	8	10	.800	1	3	4	6.6	2	0	3	1	0	1	15	11.9	
at Loyola Marymount	01/05/12	*	33	3	13	.231	1	4	.250	0	0	.000	2	5	7	6.6	3	0	4	0	0	1	7	11.6	
SAN FRANCISCO	01/07/12	*	26	1	5	.200	0	1	.000	0	0	.000	0	2	2	6.4	0	0	7	0	0	2	2	11.1	
SANTA CLARA	01/14/12	*	21	3	6	.500	1	2	.500	6	6	1.000	0	1	1	6.1	4	0	3	1	0	1	13	11.2	
at San Diego	01/16/12	*	34	6	13	.462	0	3	.000	2	2	1.000	1	6	7	6.2	2	0	7	0	0	0	14	11.4	
LOYOLA MARYMOUNT	01/19/12	*	24	3	9	.333	0	4	.000	4	5	.800	1	1	2	6.0	5	1	2	3	0	2	10	11.3	
at Pepperdine	01/21/12	*	37	5	8	.625	2	4	.500	3	4	.750	2	7	9	6.1	1	0	4	1	0	0	15	11.5	
Totals			22	590	83	187	.444	27	69	.391	59	79	.747	42	92	134	6.1	57	1	69	44	5	24	252	11.5

MISCELLANEOUS

	10-11	Career
Double-Figure Pts:	13 (10-3)	27 (23-4)
20-plus Pts:	1 (1-0)	4 (4-0)
Double-Figure Reb:	2 (2-0)	4 (4-0)
Double-Doubles:	1 (1-0)	2 (2-0)
3-plus Steals:	2 (2-0)	3 (3-0)
3-plus Blocks:	0 (0-0)	0 (0-0)
3-plus 3-point FGs:	3 (2-1)	5 (4-1)
Scoring Leader:	2 (2-0)	2 (2-0)
Rebound Leader:	5 (4-1)	14 (13-1)
Assist Leader:	5 (5-0)	6 (6-0)


CAREER STATISTICS (ALL GAMES)

Year	GP	GS	Min	Avg	FG	FGA	Pct	3FG	FGA	Pct	FT	FTA	Pct	Off	Def	TR	Avg	PF	FO	A	TO	Blk	Stl	Pts	Avg
2008-09	33	1	354	10.7	30	75	.400	9	21	.429	27	42	.643	13	49	62	1.9	33	1	13	22	3	9	96	2.9
2009-10	36	2	464	12.9	57	122	.467	11	27	.407	39	55	.709	40	70	110	3.1	56	1	31	29	9	19	164	4.6
2010-11	37	22	772	20.9	88	212	.415	24	83	.289	68	90	.756	52	127	179	4.8	83	2	30	40	11	29	268	7.2
2011-12	22	22	590	26.8	83	187	.444	27	69	.391	59	79	.747	42	92	134	6.1	57	1	69	44	5	24	252	11.5
TOTAL	128	47	2180	17.0	258	596	.433	71	200	.355	193	266	.726	147	338	485	3.8	229	5	143	135	28	81	780	6.1

CAREER STATISTICS (CONFERENCE GAMES)

Year	GP	GS	Min	Avg	FG	FGA	Pct	3FG	FGA	Pct	FT	FTA	Pct	Off	Def	TR	Avg	PF	FO	A	TO	Blk	Stl	Pts	Avg
2008-09	16	1	137	8.6	14	34	.412	5	10	.500	5	11	.455	4	16	20	1.3	14	0	3	7	1	2	38	2.4
2009-10	16	0	220	13.8	31	61	.508	5	13	.385	14	19	.737	21	38	59	3.7	25	0	17	10	5	10	81	5.1
2010-11	16	7	333	20.8	46	96	.479	14	36	.389	29	40	.725	19	49	68	4.3	40	0	8	13	5	15	135	8.4
2011-12	8	8	225	28.1	28	71	.394	6	24	.250	23	28	.821	9	27	36	4.5	21	1	30	8	0	7	85	10.6
TOTAL	56	16	915	16.3	119	262	.454	30	83	.361	71	98	.724	53	130	183	3.3	100	1	58	38	11	34	339	6.1



**2 — CRAIG CUSICK**6-2 • 185 • Junior • Guard
Orem, Utah (Utah)**CUSICK NOTES****Last time Out**

- Had 4 points, 2 rebounds, 2 assists and 1 steal at Pepperdine

In 2011-12

- Has played in every game of the season and started three
- Averages 3.2 points, 2.0 assists and 1.2 rebounds
- Scored career-high 10 points at Utah with two 3-pointers
- Career-high 8 assists vs. Weber State and followed up with 6 at Utah
- Hit career-high 3 treys at Loyola Marymount

Other

- A member of the BYU practice squad in 2010-11
- Parents are Randy and Debbie Cusick
- Named first-team all-state by the Salt Lake Tribune as a junior and senior
- Named first-team all-state by the Deseret News as a senior and second team as a junior
- Leading scorer in 4A and 5A in 2005-06
- Averaged 22 points, 6.5 rebounds and 5 assists per game as a senior
- Orem High School's all-time leading scorer
- Led Orem to the state tournament semifinals in 2005 and 2006

Click/scan for Cusick's
bio on BYUcougars.com**11-12 SEASON/CAREER HIGHS**

Points: 10, at Utah — 12/10/11
 Points 1st half: 6, at San Diego — 1/16/12
 Points 2nd half: 9, at Loyola Marymount — 1/5/12
 Rebounds: 4, at Loyola Marymount — 1/5/12
 Assists: 8, Weber State — 12/7/11
 Steals: 1, 10 times, last, at Loyola Marymount — 1/5/12
 Blocks: —
 FG made: 3, at Loyola Marymount — 1/5/12
 FG attempts: 6, at Loyola Marymount — 1/5/12
 3FG made: 3, at Loyola Marymount — 1/5/12
 3FG attempts: 4, BYU-Hawaii — 11/15/11, at Utah — 12/10/11
 FT made: 4, at Utah — 12/10/11
 FT attempts: 6, at Pepperdine — 1/21/12

MISCELLANEOUS

	11-12	Career
Double-Figure Pts:	1 (1-0)	1 (1-0)
20-plus Pts:	0 (0-0)	0 (0-0)
Double-Figure Reb:	0 (0-0)	0 (0-0)
Double-Doubles:	0 (0-0)	0 (0-0)
3-plus Steals:	0 (0-0)	0 (0-0)
3-plus Blocks:	0 (0-0)	0 (0-0)
3-plus 3-point FGs:	1 (1-0)	1 (1-0)
Scoring Leader:	0 (0-0)	0 (0-0)
Rebound Leader:	0 (0-0)	0 (0-0)
Assist Leader:	5 (2-3)	5 (2-3)

2011-12 GAME-BY-GAME

Opponent	Date	GS	Min	FG	FGA	Pct	3FG	FGA	Pct	FT	FTA	Pct	Off	Def	TR	Avg	PF	FO	A	TO	Blk	Stl	Pts	Avg
at Utah State	11/11/11	9	0	0	.000	0	0	.000	2	2	1.000	0	0	0	0.0	1	0	1	0	0	1	2	2.0	
BYU-HAWAII	11/15/11	23	2	5	.400	1	4	.250	1	2	.500	0	3	3	1.5	1	0	0	0	0	1	6	4.0	
LONGWOOD	11/18/11	* 16	1	3	.333	1	3	.333	0	0	.000	0	2	2	1.7	3	0	1	0	0	0	3	3.7	
PRAIRIE VIEW A&M	11/22/11	* 19	1	2	.500	1	2	.500	0	0	.000	0	3	3	2.0	0	0	2	0	0	0	3	3.3	
vs Nevada	11/25/11	2	0	0	.000	0	0	.000	0	1	.000	0	0	0	1.6	0	0	0	0	0	1	0	2.8	
vs Wisconsin	11/26/11	20	1	1	1.000	0	0	.000	0	0	.000	1	0	1	1.5	3	0	4	1	0	1	2	2.7	
vs Northern Arizona	11/30/11	13	1	3	.333	0	2	.000	0	0	.000	0	1	1	1.4	0	0	2	2	0	1	2	2.6	
vs Oregon	12/03/11	3	0	0	.000	0	0	.000	0	0	.000	0	1	1	1.4	0	0	0	0	0	0	0	2.3	
WEBER STATE	12/07/11	21	0	1	.000	0	0	.000	0	0	.000	0	2	2	1.4	4	0	8	0	0	1	0	2.0	
at Utah	12/10/11	28	2	5	.400	2	4	.500	4	5	.800	0	3	3	1.6	3	0	6	2	0	0	10	2.8	
BAYLOR	12/17/11	* 18	1	3	.333	0	2	.000	0	0	.000	0	0	0	1.5	1	0	4	1	0	0	2	2.7	
BUFFALO	12/20/11	13	0	1	.000	0	1	.000	0	0	.000	0	0	0	1.3	1	0	3	1	0	0	0	2.5	
UC SANTA BARBARA	12/22/11	8	0	0	.000	0	0	.000	1	2	.500	0	0	0	1.2	0	0	0	1	0	0	1	2.4	
CS SAN MARCOS	12/27/11	15	2	3	.667	0	1	.000	1	1	1.000	0	1	1	1.2	0	0	1	1	0	1	5	2.6	
at Saint Mary's (CA)	12/29/11	15	2	2	1.000	1	1	1.000	0	0	.000	0	1	1	1.2	4	0	3	1	0	1	5	2.7	
SAN DIEGO	12/31/11	19	1	1	1.000	1	1	1.000	0	0	.000	0	1	1	1.2	0	0	3	1	0	1	3	2.8	
at Loyola Marymount	01/05/12	18	3	6	.500	3	3	1.000	0	0	.000	0	4	4	1.4	1	0	0	2	0	1	9	3.1	
SAN FRANCISCO	01/07/12	10	1	3	.333	1	2	.500	0	0	.000	0	1	1	1.3	0	0	1	1	0	0	3	3.1	
SANTA CLARA	01/14/12	19	1	1	1.000	1	1	1.000	0	0	.000	0	0	0	1.3	2	0	0	1	0	0	3	3.1	
at San Diego	01/16/12	18	3	3	1.000	2	2	1.000	0	0	.000	0	1	1	1.3	0	0	0	0	0	0	8	3.4	
LOYOLA MARYMOUNT	01/19/12	17	0	3	.000	0	2	.000	0	0	.000	0	0	0	1.2	1	0	4	1	0	2	0	3.2	
at Pepperdine	01/21/12	23	0	0	.000	0	0	.000	4	6	.667	0	2	2	1.2	1	0	2	0	0	1	4	3.2	
Totals		3	347	22	46	.478	14	31	.452	13	19	.684	1	26	27	1.2	26	0	45	16	0	13	71	3.2

CAREER STATISTICS (ALL GAMES)

Year	GP	GS	Min	Avg	FG	FGA	Pct	3FG	FGA	Pct	FT	FTA	Pct	Off	Def	TR	Avg	PF	FO	A	TO	Blk	Stl	Pts	Avg
2011-12	22	3	347	15.8	22	46	.478	14	31	.452	13	19	.684	1	26	27	1.2	26	0	45	16	0	13	71	3.2
TOTAL	22	3	347	15.8	22	46	.478	14	31	.452	13	19	.684	1	26	27	1.2	26	0	45	16	0	13	71	3.2

CAREER STATISTICS (CONFERENCE GAMES)

Year	GP	GS	Min	Avg	FG	FGA	Pct	3FG	FGA	Pct	FT	FTA	Pct	Off	Def	TR	Avg	PF	FO	A	TO	Blk	Stl	Pts	Avg
2011-12	8	0	139	17.4	11	19	.579	9	12	.750	4	6	.667	0	10	10	1.3	9	0	13	7	0	6	35	4.4
TOTAL	8	0	139	17.4	11	19	.579	9	12	.750	4	6	.667	0	10	10	1.3	9	0	13	7	0	6	35	4.4



**COLLINSWORTH NOTES****Last time Out**

- Did not play at Pepperdine

In 2011-12

- Played in first two games of 2011-12 season
- Is currently out with a knee injury

Other

- Parents are Jeff and Alisa and has two sisters and two brothers, brother Kyle played as a freshman for BYU in 2010-11 and is currently serving a mission in Russia
- Served a mission for The Church of Jesus Christ of Latter-day Saints in Australia
- Named the 2007 Gatorade Utah Boys' Basketball Player of the Year and helped Provo win the state title with 27 points in the title game
- As a senior was first-team all-state and received Deseret News 4A and All-Valley MVP honors
- Averaged 16.6 points and 12 rebounds per game despite playing most of the season with a fracture in his right index finger
- Averaged 14.1 points, 6.5 rebounds and 3.3 assists per game to go along with 38 steals and 28 blocks as a junior

Click/scan for Collinsworth's bio on BYUcougars.com**5 — CHRIS COLLINSWORTH**

6-9 • 235 • Sophomore • Forward
Provo, Utah (Provo HS)

11-12 SEASON HIGHS

Points: —
 Points 1st half: —
 Points 2nd half: —
 Rebounds: 1, BYU-Hawaii — 11/15/11
 Assists: 1 at Utah State — 11/11/11
 Steals: —
 Blocks: 1, BYU-Hawaii — 11/15/11
 FG made: —
 FG attempts: 1 at Utah State — 11/11/11
 3FG made: —
 3FG attempts: 1 at Utah State — 11/11/11
 FT made: —
 FT attempts: —

CAREER HIGHS

Points: 15, Chicago State — 11/20/10
 Rebounds: 11, at UNLV — 01/15/08
 Assists: 3, 4 times
 Steals: 2, twice, last vs. Chicago State — 11/20/10
 Blocks: 2, 3 times, last vs. Colorado State — 03/13/08
 FG made: 5, Chicago State — 11/20/10
 FG attempts: 8, Chicago State — 11/20/10
 3FG made: 1, 7 times
 3FG attempts: 3, 4 times
 FT made: 7, at Weber State — 12/21/10
 FT attempts: 8, at Weber State — 12/21/10

2011-12 GAME-BY-GAME

Opponent	Date	GS	Min	FG	FGA	Pct	3FG	FGA	Pct	FT	FTA	Pct	Off	Def	TR	Avg	PF	FO	A	TO	Blk	Stl	Pts	Avg
at Utah State	11/11/11	5	0	1	.000	0	1	.000	0	0	0	.000	0	0	0	0.0	3	0	1	2	0	0	0	0.0
BYU-HAWAII	11/15/11	7	0	1	.000	0	0	.000	0	0	0	.000	0	0	1	0.5	0	0	0	1	1	0	0	0.0
LONGWOOD	11/18/11	DNP																						
PRAIRIE VIEW A&M	11/22/11	DNP																						
vs. Nevada	11/25/11	DNP																						
vs. Wisconsin	11/26/11	DNP																						
vs. Northern Arizona	11/30/11	DNP																						
vs. Oregon	12/03/11	DNP																						
WEBER STATE	12/07/11	DNP																						
at Utah	12/10/11	DNP																						
BAYLOR	12/17/11	DNP																						
BUFFALO	12/20/11	DNP																						
UC SANTA BARBARA	12/22/11	DNP																						
CS SAN MARCOS	12/27/11	DNP																						
at Saint Mary's (CA)	12/29/11	DNP																						
SAN DIEGO	12/31/11	DNP																						
at Loyola Marymount	01/05/12	DNP																						
SAN FRANCISCO	01/07/12	DNP																						
SANTA CLARA	01/14/12	DNP																						
at San Diego	01/16/12	DNP																						
LOYOLA MARYMOUNT	01/19/12	DNP																						
at Pepperdine	01/21/12	DNP																						
Totals		0	12	0	2	.000	0	1	.000	0	0	.000	0	1	1	0.5	3	0	1	3	1	0	0	0.0

MISCELLANEOUS

	10-11	Career
Double-Figure Pts:	0 (0-0)	4 (4-0)
20-plus Pts:	0 (0-0)	0 (0-0)
Double-Figure Reb:	0 (0-0)	3 (2-1)
Double-Doubles:	0 (0-0)	1 (1-0)
3-plus Steals:	0 (0-0)	0 (0-0)
3-plus Blocks:	0 (0-0)	0 (0-0)
3-plus 3-point FGs:	0 (0-0)	1 (1-0)
Scoring Leader:	0 (0-0)	0 (0-0)
Rebound Leader:	0 (0-0)	11 (8-3)
Assist Leader:	0 (0-0)	1 (0-1)

CAREER STATISTICS (ALL GAMES)

Year	GP	GS	Min	Avg	FG	FGA	Pct	3FG	FGA	Pct	FT	FTA	Pct	Off	Def	TR	Avg	PF	FO	A	TO	Blk	Stl	Pts	Avg
2007-08	35	6	557	15.9	42	112	.375	6	33	.182	22	51	.431	47	122	169	4.8	53	0	19	32	14	9	112	3.2
2010-11	9	4	147	16.3	16	39	.410	1	8	.125	20	27	.741	16	34	50	5.6	16	1	12	8	0	4	53	5.9
2011-12	2	0	12	6.0	0	2	.000	0	1	.000	0	0	.000	0	1	1	0.5	3	0	1	3	1	0	0	0.0
TOTAL	46	10	716	15.6	58	153	.379	7	42	.167	42	78	.538	63	157	220	4.8	72	1	32	43	15	13	165	3.6

CAREER STATISTICS (CONFERENCE GAMES)

Year	GP	GS	Min	Avg	FG	FGA	Pct	3FG	FGA	Pct	FT	FTA	Pct	Off	Def	TR	Avg	PF	FO	A	TO	Blk	Stl	Pts	Avg
2007-08	16	1	242	15.1	20	57	.351	3	15	.200	7	20	.350	23	61	84	5.3	19	0	6	9	5	4	50	3.1
TOTAL	16	1	242	15.1	20	57	.351	3	15	.200	7	20	.350	23	61	84	5.3	19	0	6	9	5	4	50	3.1



**10 — MATT CARLINO**

6-2 • 175 • Freshman • Guard
Scottsdale, Ariz. (Bloomington South HS)

CARLINO NOTES**Last time Out**

- Had 2 assists and 1 rebound at Pepperdine

In 2011-12

- Averaging 12.6 points, 4.5 assists, 3.3 rebounds and 1.3 steals
- Scored in double figures in 8 of 12 games played
- Shooting 44.4 percent from the field and 41.9 percent from three
- Scored 22 points and added 6 assists, 1 block and 2 steals vs. UC Santa Barbara
- Posted a double-double vs. Buffalo with 10 points and 11 assists and added 7 rebounds and 3 steals
- Totaled 22 points, 8 assists, 1 block and 1 steal vs. Santa Clara

Other

- Redshirted at BYU in 2010-11 after transferring from UCLA
- Father, Mark, played basketball at Arizona State and uncle Brock Brunkhorst played basketball at Arizona
- Lists former Utah Jazz great, John Stockton, and New York Yankees' closer Mariano Rivera as his sports heroes
- Led Bloomington South to a 23-1 record while averaging 13.4 points, 5.9 rebounds and 4.3 assists per game
- Led Bloomington South to the 4A State Regional Finals and a No. 1 ranking for much of the season
- Named to Indiana Junior All-Star Team and to All-Conference Indiana Team

Click/scan for Carlino's
bio on BYUcougars.com

**11-12 SEASON/CAREER HIGHS**

Points: 22, UCSB -- 12/22/11
Points 1st half: 10, UCSB -- 12/22/11
Points 2nd half: 16, CSUSM -- 12/27/11
Rebounds: 7, Buffalo -- 12/20/11, at San Diego -- 1/16/12
Assists: 11, Buffalo -- 12/20/11
Steals: 3, three times, last, San Diego -- 12/31/11
Blocks: 1, four times, last, Santa Clara -- 1/14/12
FG made: 8, UCSB -- 12/22/11
FG attempts: 15, at Saint Mary's -- 12/29/11
3FG made: 4, Baylor -- 12/17/11
3FG attempts: 8, Baylor -- 12/17/11
FT made: 4, three times, last, Santa Clara -- 1/14/12
FT attempts: 6, at LMU -- 1/5/12, Santa Clara -- 1/14/12

MISCELLANEOUS

	11-12	Career
Double-Figure Pts:	8 (6-2)	8 (6-2)
20-plus Pts:	2 (2-0)	2 (2-0)
Double-Figure Reb:	0 (0-0)	0 (0-0)
Double-Doubles:	1 (1-0)	1 (1-0)
3-plus Steals:	2 (2-0)	2 (2-0)
3-plus Blocks:	0 (0-0)	0 (0-0)
3-plus 3-point FGs:	5 (3-2)	5 (3-2)
Scoring Leader:	2 (1-1)	2 (1-1)
Rebound Leader:	0 (0-0)	0 (0-0)
Assist Leader:	5 (4-1)	5 (4-1)

2011-12 GAME-BY-GAME

Opponent	Date	GS	Min	FG	FGA	Pct	3FG	FGA	Pct	FT	FTA	Pct	Off	Def	TR	Avg	PF	FO	A	TO	Blk	Stl	Pts	Avg	
at Utah State	11/11/11	DNP																							
BYU-HAWAII	11/15/11	DNP																							
LONGWOOD	11/18/11	DNP																							
PRAIRIE VIEW A&M	11/22/11	DNP																							
vs. Nevada	11/25/11	DNP																							
vs. Wisconsin	11/26/11	DNP																							
vs. Northern Arizona	11/30/11	DNP																							
vs. Oregon	12/03/11	DNP																							
WEBER STATE	12/07/11	DNP																							
at Utah	12/10/11	DNP																							
BAYLOR	12/17/11		24	7	14	.500	4	8	.500	0	0	.000	0	1	1	1.0	4	0	2	4	1	1	18	18.0	
BUFFALO	12/20/11	*	29	3	9	.333	2	5	.400	2	2	1.000	1	6	7	4.0	3	0	11	5	0	3	10	14.0	
UC SANTA BARBARA	12/22/11	*	32	8	14	.571	3	5	.600	3	5	.600	0	2	2	3.3	1	0	6	3	1	2	22	16.7	
CS SAN MARCOS	12/27/11	*	21	6	7	.857	3	4	.750	4	4	1.000	0	2	2	3.0	2	0	0	2	0	3	19	17.3	
at Saint Mary's (CA)	12/29/11	*	27	5	15	.333	3	6	.500	0	0	.000	1	3	4	3.2	4	0	6	3	0	0	13	16.4	
SAN DIEGO	12/31/11	*	20	3	7	.429	2	5	.400	0	0	.000	0	6	6	3.7	5	1	3	2	1	3	8	15.0	
at Loyola Marymount	01/05/12	*	24	2	9	.222	1	7	.143	4	6	.667	1	1	2	3.4	0	0	7	1	0	1	9	14.1	
SAN FRANCISCO	01/07/12	*	31	4	6	.667	2	3	.667	2	2	1.000	0	1	1	3.1	1	0	4	2	0	2	12	13.9	
SANTA CLARA	01/14/12	*	33	7	12	.583	3	6	.500	4	6	.667	0	3	3	3.1	2	0	8	2	1	1	21	14.7	
at San Diego	01/16/12	*	25	5	9	.556	2	4	.500	2	2	1.000	1	6	7	3.5	2	0	2	4	1	0	14	14.6	
LOYOLA MARYMOUNT	01/19/12	*	30	2	10	.200	1	7	.143	0	0	.000	1	3	4	3.5	4	0	3	3	0	0	5	13.7	
at Pepperdine	01/21/12	*	20	0	4	.000	0	1	.000	0	0	.000	0	1	1	3.3	1	0	2	0	0	0	0	12.6	
Totals			11	316	52	117	.444	26	62	.419	21	27	.778	5	35	40	3.3	29	1	54	31	5	16	151	12.6


CAREER STATISTICS (ALL GAMES)

Year	GP	GS	Min	Avg	FG	FGA	Pct	3FG	FGA	Pct	FT	FTA	Pct	Off	Def	TR	Avg	PF	FO	A	TO	Blk	Stl	Pts	Avg
2011-12	12	11	316	26.3	52	117	.444	26	62	.419	21	27	.778	5	35	40	3.3	29	1	54	31	5	16	151	12.6
TOTAL	12	11	316	26.3	52	117	.444	26	62	.419	21	27	.778	5	35	40	3.3	29	1	54	31	5	16	151	12.6

CAREER STATISTICS (CONFERENCE GAMES)

Year	GP	GS	Min	Avg	FG	FGA	Pct	3FG	FGA	Pct	FT	FTA	Pct	Off	Def	TR	Avg	PF	FO	A	TO	Blk	Stl	Pts	Avg
2011-12	8	8	210	26.3	28	73	.384	14	40	.350	12	16	.750	4	24	28	3.5	19	1	35	17	3	7	82	10.3
TOTAL	8	8	210	26.3	28	73	.384	14	40	.350	12	16	.750	4	24	28	3.5	19	1	35	17	3	7	82	10.3



**12 — JOSH SHARP**

6-7 • 185 • Freshman • Forward
Highland, Utah (Utah)

SHARP NOTES**Last time Out**

- Did not play at Pepperdine

In 2011-12

- Has played in 18 of 22 games this year
- Has had at least 1 offensive rebound in nine games
- Averages 1.7 points and 1.8 rebounds
- Knocked down first career 3-pointer vs. Prairie View A&M
- 47.4 percent FG shooting

Other

- Parents are Joe and Debbie Sharp
- Served a mission for The Church of Jesus Christ of Latter-day Saints in Houston
- Played for Quincy Lewis at Lone Peak High School
- Helped the Knights to back-to-back state titles in 2007-08
- Named first-team all-state by the Deseret News and Salt Lake Tribune
- A team captain as a senior
- Averaged 13.5 points and 6.3 rebounds as a senior
- Redshirted the 2008-09 season at Utah

Click/scan for Sharp's bio
 on BYUcougars.com

**11-12 SEASON/CAREER HIGHS**

Points: 5, BYU-Hawaii -- 11/15/11
 Points 1st half: 4, Buffalo -- 12/20/11
 Points 2nd half: 5, BYU-Hawaii -- 11/15/11; PVAMU -- 11/22/11
 Rebounds: 6, BYU-Hawaii -- 11/15/11; PVAMU -- 11/22/11
 Assists: 3, Longwood -- 11/18/11
 Steals: 1, three times, last, San Diego -- 12/31/11
 Blocks: 1, vs. San Francisco -- 1/7/12, San Diego -- 12/31/11
 FG made: 2, three times, last, Buffalo -- 12/20/11
 FG attempts: 4, at Utah State -- 11/11/11
 3FG made: 1, Prairie View A&M -- 11/22/11
 3FG attempts: 1, four times, last, CSUSM -- 1/27/11
 FT made: 2, three times, last, Santa Clara -- 1/14/12
 FT attempts: 4, CSUSM -- 12/27/11

MISCELLANEOUS

	11-12	Career
Double-Figure Pts:	0 (0-0)	0 (0-0)
20-plus Pts:	0 (0-0)	0 (0-0)
Double-Figure Reb:	0 (0-0)	0 (0-0)
Double-Doubles:	0 (0-0)	0 (0-0)
3-plus Steals:	0 (0-0)	0 (0-0)
3-plus Blocks:	0 (0-0)	0 (0-0)
3-plus 3-point FGs:	0 (0-0)	0 (0-0)
Scoring Leader:	0 (0-0)	0 (0-0)
Rebound Leader:	0 (0-0)	0 (0-0)
Assist Leader:	0 (0-0)	0 (0-0)

2011-12 GAME-BY-GAME

Opponent	Date	GS	Min	FG	FGA	Pct	3FG	FGA	Pct	FT	FTA	Pct	Off	Def	TR	Avg	PF	FO	A	TO	Blk	Stl	Pts	Avg
at Utah State	11/11/11	15	1	4	.250	0	0	.000	0	0	.000	0	0	2	2	4	4.0	2	0	0	0	0	2	2.0
BYU-HAWAII	11/15/11	12	2	3	.667	0	0	.000	1	3	.333	2	4	6	5.0	2	0	1	0	0	1	5	3.5	
LONGWOOD	11/18/11	17	0	1	.000	0	0	.000	1	2	.500	1	3	4	4.7	3	0	3	1	0	0	1	2.7	
PRAIRIE VIEW A&M	11/22/11	22	2	2	1.000	1	1	1.000	0	0	.000	1	5	6	5.0	2	0	1	1	0	0	5	3.3	
vs Nevada	11/25/11	10	0	0	.000	0	0	.000	0	0	.000	0	1	1	4.2	1	0	0	2	0	0	0	2.6	
vs Wisconsin	11/26/11	1	0	0	.000	0	0	.000	0	0	.000	1	0	1	3.7	0	0	0	0	0	0	0	2.2	
vs Northern Arizona	11/30/11	16	1	2	.500	0	1	.000	0	0	.000	1	0	1	3.3	3	0	2	3	0	0	2	2.1	
vs Oregon	12/03/11	2	0	0	.000	0	0	.000	0	0	.000	0	0	0	2.9	1	0	0	1	0	0	0	1.9	
WEBER STATE	12/07/11	3	0	0	.000	0	0	.000	0	0	.000	0	0	0	2.6	0	0	0	1	0	0	0	1.7	
at Utah	12/10/11	DNP																						
BAYLOR	12/17/11	DNP																						
BUFFALO	12/20/11	14	2	3	.667	0	1	.000	0	0	.000	0	0	0	2.3	0	0	1	0	0	0	4	1.9	
UC SANTA BARBARA	12/22/11	3	0	0	.000	0	0	.000	0	0	.000	0	0	0	2.1	0	0	0	0	0	0	0	1.7	
CS SAN MARCOS	12/27/11	15	1	3	.333	0	1	.000	2	4	.500	2	2	4	2.3	0	0	1	1	0	1	4	1.9	
at Saint Mary's (CA)	12/29/11	1	0	0	.000	0	0	.000	2	2	1.000	1	0	1	2.2	0	0	0	0	0	0	2	1.9	
SAN DIEGO	12/31/11	5	0	0	.000	0	0	.000	0	0	.000	1	1	2	2.1	0	0	1	1	1	1	0	1.8	
at Loyola Marymount	01/05/12	DNP																						
SAN FRANCISCO	01/07/12	11	0	1	.000	0	0	.000	1	2	.500	0	0	0	2.0	1	0	0	0	1	0	1	1.7	
SANTA CLARA	01/14/12	2	0	0	.000	0	0	.000	2	2	1.000	0	1	1	1.9	0	0	0	0	0	0	2	1.8	
at San Diego	01/16/12	6	0	0	.000	0	0	.000	1	2	.500	0	0	0	1.8	1	0	0	0	0	0	1	1.7	
LOYOLA MARYMOUNT	01/19/12	2	0	0	.000	0	0	.000	0	0	.000	0	1	1	1.8	0	0	0	1	0	0	0	1.6	
at Pepperdine	01/21/12	DNP																						
Totals		0	157	9	19	.474	1	4	.250	10	17	.588	12	20	32	1.8	16	0	10	12	2	3	29	1.6

CAREER STATISTICS (ALL GAMES)

Year	GP	GS	Min	Avg	FG	FGA	Pct	3FG	FGA	Pct	FT	FTA	Pct	Off	Def	TR	Avg	PF	FO	A	TO	Blk	Stl	Pts	Avg
2011-12	18	0	157	8.7	9	19	.474	1	4	.250	10	17	.588	12	20	32	1.8	16	0	10	12	2	3	29	1.6
TOTAL	18	0	157	8.7	9	19	.474	1	4	.250	10	17	.588	12	20	32	1.8	16	0	10	12	2	3	29	1.6

CAREER STATISTICS (CONFERENCE GAMES)

Year	GP	GS	Min	Avg	FG	FGA	Pct	3FG	FGA	Pct	FT	FTA	Pct	Off	Def	TR	Avg	PF	FO	A	TO	Blk	Stl	Pts	Avg
2011-12	6	0	27	4.5	0	1	.000	0	0	.000	6	8	.750	2	3	5	0.8	2	0	1	2	2	1	6	1.0
TOTAL	6	0	27	4.5	0	1	.000	0	0	.000	6	8	.750	2	3	5	0.8	2	0	1	2	2	1	6	1.0



**13 — BROCK ZYLSTRA**

6-6 • 210 • Junior • Guard
La Verne, Calif. (Bonita HS)

ZYLSTRA NOTES**Last time Out**

- Scored 5 points and had 7 rebounds, 2 steals and 1 assist at Pepperdine

In 2011-12

- Has started every game this season
- Shot a perfect 8 of 8 from the field and made 6 treys vs. San Francisco. The six consecutive threes made ties a BYU record for consecutive 3-pointers in a single game (Jonathan Tavernari 2007, Nate Call 1991)
- Scored a career-high 26 points against Buffalo to go with 4 assists and 4 steals
- Averages 9.0 points, 4.3 rebounds, 2.2 assists and 1.2 steals
- Has at least 1 steal in 18 games
- 48.3 percent FG shooting and 43.0 percent 3pt-FG shooting

Other

- Parents are Dave and Maxine Zylstra
- Wife's name is Sarah and they have a daughter, Sophia
- Served a mission for The Church of Jesus Christ of Latter-day Saints in New Zealand
- Recruited by Yale, Harvard, UC Davis, UC Irvine, UC Santa Barbara and Dartmouth
- Averaged 22 points, 12 rebounds, three steals and one block per game as a senior at Bonita HS

Click/scan for Zylstra's
bio on BYUcougars.com

**11-12 SEASON HIGHS**

Points: 26, Buffalo -- 12/20/11
Points 1st half: 15, vs. Northern Arizona -- 11/30/11
Points 2nd half: 14, at San Diego -- 1/16/12
Rebounds: 7, four times, last, at Pepperdine -- 1/21/12
Assists: 5, UCSB -- 12/22/11
Steals: 4, Buffalo -- 12/20/11
Blocks: 1, Weber State -- 12/7/11, UCSB, 12/22/11
FG made: 9, Buffalo -- 12/20/11
FG attempts: 16, Buffalo -- 12/20/11
3FG made: 6, vs. San Francisco -- 1/7/12
3FG attempts: 10, Buffalo -- 12/20/11
FT made: 4, Buffalo -- 12/20/11
FT attempts: 4, Buffalo -- 12/20/11, UCSB -- 12/22/11

CAREER HIGHS

Points: 26, Buffalo -- 12/20/11
Rebounds: 7, four times, last, at Pepperdine -- 1/21/12
Assists: 5, UCSB -- 12/22/11
Steals: 4, Buffalo -- 12/20/11
Blocks: 1, three times, last, UCSB -- 12/22/11
FG made: 9, Buffalo -- 12/20/11
FG attempts: 16, Buffalo -- 12/20/11
3FG made: 6, vs. San Francisco -- 1/7/12
3FG attempts: 10, Buffalo -- 12/20/11
FT made: 4, Buffalo -- 12/20/11
FT attempts: 4, four times, last, San Diego -- 12/31/11

2011-12 GAME-BY-GAME

Opponent	Date	GS	Min	FG	FGA	Pct	3FG	FGA	Pct	FT	FTA	Pct	Off	Def	TR	Avg	PF	FO	A	TO	Blk	Stl	Pts	Avg	
at Utah State	11/11/11	*	31	1	4	.250	0	3	.000	0	0	.000	0	3	3	3.0	3	0	3	5	0	1	2	2.0	
BYU-HAWAII	11/15/11	*	32	3	9	.333	1	4	.250	0	0	.000	3	3	6	4.5	2	0	1	5	0	1	7	4.5	
LONGWOOD	11/18/11	*	18	2	5	.400	2	3	.667	0	0	.000	1	0	1	3.3	1	0	1	0	0	1	6	5.0	
PRAIRIE VIEW A&M	11/22/11	*	14	2	4	.500	2	4	.500	2	2	1.000	1	3	4	3.5	3	0	1	2	0	1	8	5.8	
vs Nevada	11/25/11	*	30	3	7	.429	2	5	.400	0	0	.000	1	1	2	3.2	1	0	2	0	0	1	8	6.2	
vs Wisconsin	11/26/11	*	22	2	7	.286	0	4	.000	0	0	.000	1	4	5	3.5	1	0	0	0	0	1	4	5.8	
vs Northern Arizona	11/30/11	*	26	8	10	.800	5	6	.833	2	2	1.000	1	2	3	3.4	3	0	1	1	0	1	23	8.3	
vs Oregon	12/03/11	*	26	2	6	.333	1	4	.250	2	3	.667	0	0	0	3.0	1	0	3	0	0	2	7	8.1	
WEBER STATE	12/07/11	*	27	6	11	.545	3	5	.600	0	0	.000	0	6	6	3.3	1	0	2	0	1	1	15	8.9	
at Utah	12/10/11	*	28	2	6	.333	2	5	.400	0	0	.000	1	1	2	3.2	1	0	4	1	0	0	6	8.6	
BAYLOR	12/17/11	*	38	1	4	.250	1	2	.500	1	2	.500	0	7	7	3.5	1	0	3	3	0	1	4	8.2	
BUFFALO	12/20/11	*	36	9	16	.563	4	10	.400	4	4	1.000	0	2	2	3.4	1	0	4	2	0	4	26	9.7	
UC SANTA BARBARA	12/22/11	*	32	3	5	.600	2	4	.500	1	4	.250	1	6	7	3.7	3	0	5	4	1	1	9	9.6	
CS SAN MARCOS	12/27/11	*	21	1	2	.500	1	2	.500	0	0	.000	1	3	4	3.7	0	0	2	1	0	2	3	9.1	
at Saint Mary's (CA)	12/29/11	*	32	2	3	.667	0	1	.000	0	1	.000	1	1	2	3.6	4	0	3	1	0	0	4	8.8	
SAN DIEGO	12/31/11	*	28	2	6	.333	1	5	.200	3	4	.750	1	5	6	3.8	2	0	3	1	0	0	8	8.8	
at Loyola Marymount	01/05/12	*	29	0	1	.000	0	1	.000	0	0	.000	1	4	5	3.8	4	0	3	2	0	0	0	8.2	
SAN FRANCISCO	01/07/12	*	25	8	8	1.000	6	6	1.000	0	0	.000	0	6	6	3.9	2	0	3	3	0	1	22	9.0	
SANTA CLARA	01/14/12	*	29	3	6	.500	1	3	.333	0	0	.000	0	4	4	3.9	2	0	2	1	0	1	7	8.9	
at San Diego	01/16/12	*	33	6	11	.545	5	8	.625	0	0	.000	0	7	7	4.1	0	0	1	2	0	3	17	9.3	
LOYOLA MARYMOUNT	01/19/12	*	35	2	7	.286	1	5	.200	2	4	.500	3	3	6	4.2	3	0	0	1	0	2	7	9.2	
at Pepperdine	01/21/12	*	36	1	6	.167	0	4	.000	3	5	.600	2	5	7	4.3	1	0	1	1	0	2	5	9.0	
Totals			22	628	69	143	.483	40	93	.430	20	31	.645	19	76	95	4.3	40	0	48	36	2	27	198	9.0

MISCELLANEOUS

	10-11	Career
Double-Figure Pts:	5 (5-0)	6 (6-0)
20-plus Pts:	4 (4-0)	4 (4-0)
Double-Figure Reb:	0 (0-0)	0 (0-0)
Double-Doubles:	0 (0-0)	0 (0-0)
3-plus Steals:	2 (2-0)	2 (2-0)
3-plus Blocks:	0 (0-0)	0 (0-0)
3-plus 3-point FGs:	5 (5-0)	6 (6-0)
Scoring Leader:	4 (4-0)	4 (4-0)
Rebound Leader:	1 (1-0)	1 (1-0)
Assist Leader:	0 (0-0)	0 (0-0)

CAREER STATISTICS (ALL GAMES)

Year	GP	GS	Min	Avg	FG	FGA	Pct	3FG	FGA	Pct	FT	FTA	Pct	Off	Def	TR	Avg	PF	FO	A	TO	Blk	Stl	Pts	Avg
2009-10	20	0	63	3.2	7	18	.389	0	3	.000	5	8	.625	2	11	13	0.7	4	0	2	4	1	1	19	1.0
2010-11	29	0	150	5.2	10	32	.313	6	22	.273	7	12	.583	5	19	24	0.8	13	0	9	4	0	8	33	1.1
2011-12	22	22	628	28.5	69	143	.483	40	93	.430	20	31	.645	19	76	95	4.3	40	0	48	36	2	27	198	9.0
TOTAL	71	22	841	11.8	86	193	.446	46	118	.390	32	51	.627	26	106	132	1.9	57	0	59	44	3	36	250	3.5

CAREER STATISTICS (CONFERENCE GAMES)

Year	GP	GS	Min	Avg	FG	FGA	Pct	3FG	FGA	Pct	FT	FTA	Pct	Off	Def	TR	Avg	PF	FO	A	TO	Blk	Stl	Pts	Avg
2009-10	8	0	24	3.0	3	7	.429	0	1	.000	2	4	.500	1	1	2	0.3	2	0	1	2	0	0	8	1.0
2010-11	11	0	40	3.6	2	7	.286	0	3	.000	3	7	.429	2	5	7	0.6	4	0	2	0	0	2	7	0.6
2011-12	8	8	247	30.9	24	47	.511	14	32	.438	8	14	.571	8	35	43	5.4	18	0	16	12	0	9	70	8.8
TOTAL	27	8	311	11.5	29	61	.475	14	36	.389	13	25	.520	11	41	52	1.9	24	0	19	14	0	11	85	3.1



**14 — NICK MARTINEAU**

6-0 • 170 • Junior • Guard
Fruit Heights, Utah (Davis HS)

MARTINEAU NOTES**Last time Out**

- Did not play at Pepperdine

In 2011-12

- Had 3 rebounds, 2 assists and 1 steal vs. CSUSM
- Played 7 minutes vs. Prairie View A&M and tallied 2 rebounds, 2 assists and 1 steal
- Played 2 minutes vs. BYU-Hawaii and scored 1 point (1-2 FT)
- Made one 3-pointer vs. Longwood and vs. San Diego

Other

- Parents are Chris and Sherrie and has three brothers and one sister
- Wife's name is Karli
- Served a mission for The Church of Jesus Christ of Latter-day Saints in Chile
- Also garnered recruiting attention as a wide receiver in football
- Also recruited by Southern Utah, Penn, Columbia, Princeton, Stanford, Air Force, Utah State and Utah
- Averaged 15 points and six assists per game at Davis High School, earning first-team all-state honors as a senior
- Named Salt Lake Tribune second-team all-state and Deseret News third-team all-state his junior season
- Earned first-team all-state accolades as a wide receiver in football
- Honored by the National Football Foundation Hall of Fame

Click/scan for Martineau's

bio on BYUcougars.com

**11-12 SEASON HIGHS**

Points: 3, Longwood — 11/18/11, San Diego — 12/31/11
 Points 1st half: —
 Points 2nd half: 3, Longwood — 11/18/11, San Diego — 12/31/11
 Rebounds: — 3, CSUSM — 12/27/11
 Assists: — 2, Prairie View A&M — 11/22/11, CSUSM — 12/27/11
 Steals: — 1, Prairie View A&M — 11/22/11, CSUSM — 12/27/11
 Blocks: —
 FG made: — 1, three times, last, San Diego — 12/31/11
 FG attempts: — 2, CSUSM — 12/27/11
 3FG made: — 1, Longwood — 11/18/11, San Diego — 12/31/11
 3FG attempts: — 1, three times, last, San Diego — 12/31/11
 FT made: 1, BYU-Hawaii — 11/15/11
 FT attempts: 2, BYU-Hawaii — 11/15/11

CAREER HIGHS

Points: 6, Loyola Marymount — 01/03/08
 Rebounds: 3, CSUSM — 12/27/11
 Assists: 4, Loyola Marymount — 01/03/08
 Steals: 2, Chicago State — 11/20/10
 Blocks: —
 FG made: 2, Mississippi Valley — 11/23/10
 FG attempts: 3, twice, last vs Hawaii — 12/04/10
 3FG made: 1, 6 times, last, San Diego — 12/31/11
 3FG attempts: 2, 3 times, last vs Fresno Pacific — 01/01/11
 FT made: 4, Loyola Marymount — 01/03/08
 FT attempts: 4, Loyola Marymount — 01/03/08

2011-12 GAME-BY-GAME

Opponent	Date	GS	Min	FG	FGA	Pct	3FG	FGA	Pct	FT	FTA	Pct	Off	Def	TR	Avg	PF	FO	A	TO	Blk	Stl	Pts	Avg
at Utah State	11/11/11	DNP																						
BYU-HAWAII	11/15/11	2	0	0	.000	0	0	.000	1	2	.500	0	0	0	0.0	0	0	0	0	0	0	1	1.0	
LONGWOOD	11/18/11	3	1	1	1.000	1	1	1.000	0	0	.000	0	0	0	0.0	0	0	0	0	0	0	3	2.0	
PRAIRIE VIEW A&M	11/22/11	7	0	0	.000	0	0	.000	0	0	.000	0	2	2	0.7	0	0	2	0	0	1	0	1.3	
vs Nevada	11/25/11	1	0	1	.000	0	0	.000	0	0	.000	0	0	0	0.5	0	0	0	0	0	0	0	1.0	
vs Wisconsin	11/26/11	1	0	0	.000	0	0	.000	0	0	.000	0	0	0	0.4	0	0	0	0	0	0	0	0.8	
vs Northern Arizona	11/30/11	5	0	1	.000	0	0	.000	0	0	.000	0	0	0	0.3	0	0	1	1	0	0	0	0.7	
vs. Oregon	12/3/11	DNP																						
WEBER STATE	12/07/11	5	1	1	1.000	0	0	.000	0	0	.000	0	0	0	0.3	0	0	1	1	0	0	2	0.9	
at Utah	12/10/11	1	0	0	.000	0	0	.000	0	0	.000	0	1	1	0.4	0	0	0	0	0	0	0	0.8	
BAYLOR	12/17/11	DNP																						
BUFFALO	12/20/11	1	0	1	.000	0	0	.000	0	0	.000	0	0	0	0.3	0	0	0	0	0	0	0	0.7	
UC SANTA BARBARA	12/22/11	1	0	0	.000	0	0	.000	0	0	.000	0	0	0	0.3	0	0	0	0	0	0	0	0.6	
CS SAN MARCOS	12/27/11	5	0	2	.000	0	1	.000	0	0	.000	1	2	3	0.5	1	0	2	1	0	1	0	0.5	
at Saint Mary's (CA)	12/29/11	DNP																						
SAN DIEGO	12/31/11	5	1	1	1.000	1	1	1.000	0	0	.000	0	0	0	0.5	0	0	0	0	0	0	3	0.8	
at Loyola Marymount	01/05/12	DNP																						
SAN FRANCISCO	01/07/12	3	0	1	.000	0	0	.000	0	0	.000	0	0	0	0.5	0	0	0	0	0	0	0	0.7	
SANTA CLARA	01/14/12	DNP																						
at San Diego	01/16/12	2	0	0	.000	0	0	.000	0	0	.000	0	0	0	0.4	0	0	0	0	0	0	0	0.6	
LOYOLA MARYMOUNT	01/19/12	DNP																						
at Pepperdine	01/21/12	DNP																						
Totals		0	42	3	9	.333	2	3	.667	1	2	.500	1	5	6	0.4	1	0	6	3	0	2	9	0.6

MISCELLANEOUS

	10-11	Career
Double-Figure Pts:	0 (0-0)	0 (0-0)
20-plus Pts:	0 (0-0)	0 (0-0)
Double-Figure Reb:	0 (0-0)	0 (0-0)
Double-Doubles:	0 (0-0)	0 (0-0)
3-plus Steals:	0 (0-0)	0 (0-0)
3-plus Blocks:	0 (0-0)	0 (0-0)
3-plus 3-point FGs:	0 (0-0)	0 (0-0)
Scoring Leader:	0 (0-0)	0 (0-0)
Rebound Leader:	0 (0-0)	0 (0-0)
Assist Leader:	0 (0-0)	0 (0-0)

CAREER STATISTICS (ALL GAMES)

Year	GP	GS	Min	Avg	FG	FGA	Pct	3FG	FGA	Pct	FT	FTA	Pct	Off	Def	TR	Avg	PF	FO	A	TO	Blk	Stl	Pts	Avg
2007-08	20	0	115	5.8	4	14	.286	1	5	.200	4	6	.667	2	6	8	0.4	13	0	14	9	0	3	13	0.7
2010-11	25	0	121	4.8	6	22	.273	3	12	.250	2	2	1.000	0	11	11	0.4	7	0	14	4	0	5	17	0.7
2011-12	14	0	42	3.0	3	9	.333	2	3	.667	1	2	.500	1	5	6	0.4	1	0	6	3	0	2	9	0.6
TOTAL	59	0	278	4.7	13	45	.289	6	20	.300	7	10	.700	3	22	25	0.4	21	0	34	16	0	10	39	0.7

CAREER STATISTICS (CONFERENCE GAMES)

Year	GP	GS	Min	Avg	FG	FGA	Pct	3FG	FGA	Pct	FT	FTA	Pct	Off	Def	TR	Avg	PF	FO	A	TO	Blk	Stl	Pts	Avg
2007-08	7	0	24	3.4	0	4	.000	0	2	.000	0	2	.000	0	1	1	0.1	2	0	0	3	0	2	0	0.0
2010-11	8	0	11	1.4	0	3	.000	0	1	.000	0	0	.000	0	0	0	0.0	2	0	1	0	0	0	0	0.0
2011-12	3	0	10	3.3	1	2	.500	1	1	1.000	0	0	.000	0	0	0	0.0	0	0	0	0	0	0	3	1.0
TOTAL	18	0	45	2.5	1	9	.111	1	4	.250	0	2	.000	0	1	1	0.1	4	0	1	3	0	2	3	0.2





20 — ANSON WINDER
6-3 • 195 • Freshman • Guard
 Las Vegas, Nev. (Bishop Gorman HS)

WINDER NOTES**Last time Out**

- Played 4 minutes at Pepperdine

In 2011-12

- Started 6 games at point guard and has played in 20 games
- BYU's assist leader in 6 games
- Hit 7 of 8 from the field and 6 of 7 from downtown for a career-best 20 points vs. Buffalo
- Had 9 points, 4 rebounds, 4 assists and 4 steals against Nevada, his first career start
- Averages 4.0 points, 2.0 assists and 1.2 rebounds

Other

- Parents are Chuck Winder and Teresa Williams
- Also recruited by Nevada, SMU, Portland, UC Riverside and Idaho
- Helped lead Bishop Gorman to back-to-back Nevada 4A state titles
- Averaged 17 points and seven boards as a senior and led Bishop Gorman to a 30-2 record
- Earned first-team all-Southwest League and first-team all-Sunset Division honors
- As a junior averaged 13.8 points, 8.2 rebounds and 3.0 assists and helped Bishop Gorman to a 28-5 record
- Earned all-Southwest League honors and Bishop Gorman's Sportsmanship Award as a junior
- Earned all-tournament honors at the Wyoming Energy Classic

Click/scan for Winder's
 bio on BYUcougars.com

**11-12 SEASON/CAREER HIGHS**

Points: 20, Buffalo -- 12/20/11
 Points 1st half: 17, Buffalo -- 12/20/11
 Points 2nd half: 7 vs. Oregon -- 12/3/11
 Rebounds: 4, vs Nevada Wolf Pack -- 11-25-11
 Assists: 9, vs Northern Arizona -- 11/30/11
 Steals: 4, vs Nevada Wolf Pack -- 11-25-11
 Blocks: 2, vs Northern Arizona -- 11/30/11
 FG made: 7, Buffalo -- 12/20/11
 FG attempts: 9, vs Nevada Wolf Pack -- 11-25-11
 3FG made: 6, Buffalo -- 12/20/11
 3FG attempts: 7, Buffalo -- 12/20/11
 FT made: 3, Prairie View A&M -- 11/22/11, UCSB -- 12/22/11
 FT attempts: 5, Longwood -- 11/18/11

MISCELLANEOUS

	11-12	Career
Double-Figure Pts:	3 (3-0)	3 (3-0)
20-plus Pts:	1 (1-0)	1 (1-0)
Double-Figure Reb:	0 (0-0)	0 (0-0)
Double-Doubles:	0 (0-0)	0 (0-0)
3-plus Steals:	3 (2-1)	3 (2-1)
3-plus Blocks:	0 (0-0)	0 (0-0)
3-plus 3-point FGs:	1 (1-0)	1 (1-0)
Scoring Leader:	0 (0-0)	0 (0-0)
Rebound Leader:	0 (0-0)	0 (0-0)
Assist Leader:	6 (6-0)	6 (6-0)

2011-12 GAME-BY-GAME

Opponent	Date	GS	Min	FG	FGA	Pct	3FG	FGA	Pct	FT	FTA	Pct	Off	Def	TR	Avg	PF	FO	A	TO	Blk	Stl	Pts	Avg	
at Utah State	11/11/11		DNP																						
BYU-HAWAII	11/15/11		2	0	0	.000	0	0	.000	0	0	.000	0	1	1	1.0	0	0	0	0	0	0	0	0.0	
LONGWOOD	11/18/11		25	2	5	.400	2	4	.500	2	5	.400	0	1	1	1.0	1	0	5	0	0	0	8	4.0	
PRAIRIE VIEW A&M	11/22/11		21	3	5	.600	2	4	.500	3	3	1.000	0	3	3	1.7	2	0	4	2	0	0	11	6.3	
vs Nevada	11/25/11	*	38	4	9	.444	0	4	.000	1	2	.500	0	4	4	2.3	2	0	4	3	0	4	9	7.0	
vs Wisconsin	11/26/11	*	21	0	0	.000	0	0	.000	0	0	.000	0	0	0	1.8	0	0	3	1	0	0	0	5.6	
vs Northern Arizona	11/30/11	*	22	1	3	.333	0	1	.000	1	2	.500	0	2	2	1.8	1	0	9	3	2	3	3	5.2	
vs Oregon	12/03/11	*	37	4	8	.500	2	5	.400	0	1	.000	1	1	2	1.9	0	0	6	3	0	1	10	5.9	
WEBER STATE	12/07/11	*	19	0	3	.000	0	3	.000	0	0	.000	0	1	1	1.8	1	0	1	0	1	0	0	5.1	
at Utah	12/10/11	*	12	0	5	.000	0	4	.000	1	2	.500	1	1	2	1.8	1	0	0	2	0	0	1	4.7	
BAYLOR	12/17/11		3	0	0	.000	0	0	.000	1	2	.500	0	0	0	1.6	0	0	0	0	0	0	1	4.3	
BUFFALO	12/20/11		19	7	8	.875	6	7	.857	0	0	.000	0	0	0	1.5	0	0	2	3	0	1	20	5.7	
UC SANTA BARBARA	12/22/11		13	0	2	.000	0	2	.000	3	4	.750	0	3	3	1.6	0	0	0	0	0	0	3	5.5	
CS SAN MARCOS	12/27/11		14	0	6	.000	0	4	.000	0	0	.000	0	1	1	1.5	1	0	1	0	0	0	0	5.1	
at Saint Mary's (CA)	12/29/11		21	3	7	.429	2	3	.667	0	0	.000	0	1	1	1.5	0	0	1	0	0	3	8	5.3	
SAN DIEGO	12/31/11		16	0	2	.000	0	2	.000	0	0	.000	0	0	0	1.4	1	0	5	2	0	1	0	4.9	
at Loyola Marymount	01/05/12		9	0	2	.000	0	2	.000	2	2	1.000	0	1	1	1.4	1	0	0	1	0	3	2	4.8	
SAN FRANCISCO	01/07/12		9	1	2	.500	1	1	1.000	2	2	1.000	0	2	2	1.4	4	0	2	2	0	0	5	4.8	
SANTA CLARA	01/14/12		4	0	0	.000	0	0	.000	0	0	.000	0	1	1	1.4	0	0	0	1	0	1	0	4.5	
at San Diego	01/16/12		5	0	0	.000	0	0	.000	0	0	.000	0	1	1	1.4	0	0	0	0	0	0	0	4.3	
LOYOLA MARYMOUNT	01/19/12		9	1	5	.200	0	4	.000	0	0	.000	0	0	0	1.3	0	0	0	0	0	1	2	4.2	
at Pepperdine	01/21/12		4	0	1	.000	0	1	.000	0	0	.000	0	0	0	1.2	0	0	0	0	0	0	0	4.0	
Totals			6	323	26	73	.356	15	51	.294	16	25	.640	2	24	26	1.2	15	0	43	23	3	18	83	4.0

CAREER STATISTICS (ALL GAMES)

Year	GP	GS	Min	Avg	FG	FGA	Pct	3FG	FGA	Pct	FT	FTA	Pct	Off	Def	TR	Avg	PF	FO	A	TO	Blk	Stl	Pts	Avg
2011-12	21	6	323	15.4	26	73	.356	15	51	.294	16	25	.640	2	24	26	1.2	15	0	43	23	3	18	83	4.0
TOTAL	21	6	323	15.4	26	73	.356	15	51	.294	16	25	.640	2	24	26	1.2	15	0	43	23	3	18	83	4.0

CAREER STATISTICS (CONFERENCE GAMES)

Year	GP	GS	Min	Avg	FG	FGA	Pct	3FG	FGA	Pct	FT	FTA	Pct	Off	Def	TR	Avg	PF	FO	A	TO	Blk	Stl	Pts	Avg
2011-12	8	0	77	9.6	5	19	.263	3	13	.231	4	4	1.000	0	6	6	0.8	6	0	8	6	0	9	17	2.1
TOTAL	8	0	77	9.6	5	19	.263	3	13	.231	4	4	1.000	0	6	6	0.8	6	0	8	6	0	9	17	2.1



**21 — STEPHEN ROGERS**

6-8 • 195 • Junior • Forward
Mesa, Ariz. (Mesa CC)

ROGERS NOTES**Last time Out**

- Did not play at Pepperdine

In 2011-12

- Missed three weeks with knee injury
- Has played in 14 games and started two
- Scored 15 points in 18 minutes vs. Weber State
- Had 17 points vs. Longwood and 18 vs. Prairie View A&M
- Averages 7.7 points, 2.1 rebounds and 1.6 assists
- 48.2 percent FG shooting

Other

- Parents are Kimball and Sharon Rogers and is the youngest of seven children
- Wife's name is Ginny
- Served a mission for The Church of Jesus Christ of Latter-day Saints in Cleveland, Ohio
- Earned junior college All-America honors while leading Mesa CC to a 25-7 record (2009-10)
- Averaged 21.3 points, 5.3 rebounds, 1.5 assists and 1.3 steals and made 85 threes and shot .499 from the field, .427 from three and .810 from the free throw line
- Redshirted one season at Arizona State prior to playing at Mesa

Click/scan for Rogers' bio
on BYUcougars.com

**11-12 SEASON HIGHS**

Points: 18, Prairie View A&M – 11/22/11
Points 1st half: 8, Prairie View A&M – 11/22/11
Points 2nd half: 14, Longwood – 11/18/11
Rebounds: 6, vs. Northern Arizona – 11/30/11
Assists: 3, four times, last, Santa Clara – 01/14/12
Steals: 3, Longwood – 11/18/11
Blocks: 2, BYU-Hawaii – 11/15/11
FG made: 7, Longwood – 11/18/11
FG attempts: 10, vs. Oregon – 12/3/11, Weber State – 12/7/11
3FG made: 4, vs. Oregon – 12/3/11
3FG attempts: 7, vs. Oregon – 12/3/11
FT made: 3, Prairie View A&M – 11/22/11
FT attempts: 4, Prairie View A&M – 11/22/11

CAREER HIGHS

Points: 18, Prairie View A&M – 11/22/11
Rebounds: 8, UNLV – 02/05/11
Assists: 3, four times, last, Santa Clara – 01/14/12
Steals: 3, Longwood – 11/18/11
Blocks: 2, three times, last, Weber State, 12/7/11
FG made: 7, Longwood – 11/18/11
FG attempts: 10, three times, last, Weber State – 12/7/11
3FG made: 4, vs. Oregon – 12/3/11
3FG attempts: 7, vs. Oregon – 12/3/11
FT made: 11, Fresno Pacific – 01/01/11
FT attempts: 11, Fresno Pacific – 01/01/11

2011-12 GAME-BY-GAME

Opponent	Date	GS	Min	FG	FGA	Pct	3FG	FGA	Pct	FT	FTA	Pct	Off	Def	TR	Avg	PF	FO	A	TO	Blk	Stl	Pts	Avg	
at Utah State	11/11/11	*	29	3	7	.429	0	4	.000	1	2	.500	0	0	0	0.0	5	1	3	1	1	1	7	7.0	
BYU-HAWAII	11/15/11	*	22	2	5	.400	1	2	.500	0	0	.000	0	2	2	1.0	3	0	1	2	2	0	5	6.0	
LONGWOOD	11/18/11		18	7	9	.778	3	5	.600	0	0	.000	2	0	2	1.3	0	0	3	0	0	3	17	9.7	
PRAIRIE VIEW A&M	11/22/11		21	6	9	.667	3	5	.600	3	4	.750	0	2	2	1.5	1	0	2	0	1	1	18	11.8	
vs Nevada	11/25/11		11	1	4	.250	0	1	.000	0	0	.000	0	4	4	2.0	0	0	2	2	0	0	2	9.8	
vs Wisconsin	11/26/11		12	3	6	.500	0	1	.000	0	0	.000	0	2	2	2.0	0	0	0	2	0	0	6	9.2	
vs Northern Arizona	11/30/11		27	3	6	.500	2	5	.400	0	0	.000	0	6	6	2.6	2	0	3	0	0	0	8	9.0	
vs Oregon	12/03/11		21	5	10	.500	4	7	.571	2	3	.667	0	1	1	2.4	1	0	2	2	0	2	16	9.9	
WEBER STATE	12/07/11		18	6	10	.600	1	3	.333	2	2	1.000	0	0	0	2.1	0	0	0	1	0	1	15	10.4	
at Utah	12/10/11		19	2	8	.250	1	5	.200	0	2	.000	0	3	3	2.2	2	0	2	1	1	0	5	9.9	
BAYLOR	12/17/11		DNP																						
BUFFALO	12/20/11		DNP																						
UC SANTA BARBARA	12/22/11		DNP																						
CS SAN MARCOS	12/27/11		DNP																						
at Saint Mary's (CA)	12/29/11		DNP																						
SAN DIEGO	12/31/11		DNP																						
at Loyola Marymount	01/05/12		7	0	3	.000	0	2	.000	2	2	1.000	1	0	1	2.1	1	0	1	0	0	0	2	9.2	
SAN FRANCISCO	01/07/12		8	1	1	1.000	1	1	1.000	0	0	.000	0	3	3	2.2	3	0	1	1	0	0	3	8.7	
SANTA CLARA	01/14/12		12	1	6	.167	0	3	.000	0	0	.000	0	3	3	2.2	0	0	3	0	0	1	2	8.2	
at San Diego	01/16/12		5	1	1	1.000	0	0	.000	0	0	.000	0	0	0	2.1	0	0	0	0	0	0	2	7.7	
LOYOLA MARYMOUNT	01/19/12		DNP																						
at Pepperdine	01/21/12		DNP																						
Totals			2	230	41	85	.482	16	44	.364	10	15	.667	3	26	29	2.1	18	1	23	12	5	9	108	7.7

MISCELLANEOUS

	10-11	Career
Double-Figure Pts:	4 (4-0)	10 (10-0)
20-plus Pts:	0 (0-0)	0 (0-0)
Double-Figure Reb:	0 (0-0)	0 (0-0)
Double-Doubles:	0 (0-0)	0 (0-0)
3-plus Steals:	1 (1-0)	1 (1-0)
3-plus Blocks:	0 (0-0)	0 (0-0)
3-plus 3-point FGs:	3 (3-0)	6 (6-0)
Scoring Leader:	1 (1-0)	2 (2-0)
Rebound Leader:	0 (0-0)	1 (1-0)
Assist Leader:	0 (0-0)	0 (0-0)

CAREER STATISTICS (ALL GAMES)

Year	GP	GS	Min	Avg	FG	FGA	Pct	3FG	FGA	Pct	FT	FTA	Pct	Off	Def	TR	Avg	PF	FO	A	TO	Blk	Stl	Pts	Avg
2010-11	36	0	368	10.2	43	105	.410	21	61	.344	41	48	.854	17	61	78	2.2	26	0	12	22	8	10	148	4.1
2011-12	14	2	230	16.4	41	85	.482	16	44	.364	10	15	.667	3	26	29	2.1	18	1	23	12	5	9	108	7.7
TOTAL	50	2	598	12.0	84	190	.442	37	105	.352	51	63	.810	20	87	107	2.1	44	1	35	34	13	19	256	5.1

CAREER STATISTICS (CONFERENCE GAMES)

Year	GP	GS	Min	Avg	FG	FGA	Pct	3FG	FGA	Pct	FT	FTA	Pct	Off	Def	TR	Avg	PF	FO	A	TO	Blk	Stl	Pts	Avg
2010-11	16	0	172	10.8	23	53	.434	10	30	.333	10	10	1.000	7	26	33	2.1	14	0	5	11	2	5	66	4.1
2011-12	4	0	32	8.0	3	11	.273	1	6	.167	2	2	1.000	1	6	7	1.8	4	0	5	1	0	1	9	2.3
TOTAL	20	0	204	10.2	26	64	.406	11	36	.306	12	12	1.000	8	32	40	2.0	18	0	10	12	2	6	75	3.8



**24 — DAMARCUS HARRISON**

6-5 • 190 • Freshman • Guard
Greenwood, S.C. (Christ HS)

HARRISON NOTES**Last time Out**

- Did not play at Pepperdine

In 2011-12

- Has played in 19 of 22 games this season
- Scored 8 points off the bench vs. Baylor
- Scored 11 points vs. Longwood, draining 3 of 5 three-pointers
- Scored 9 points vs. Wisconsin
- Averages 3.6 points

Other

- Also recruited by Clemson, Florida State, Marquette and Wisconsin
- As a senior helped Christ School to a 32-5 overall record, a 12-0 league record and the NCISAA State Title
- Named NCISAA 3A All-State
- Earned first-team Asheville Citizen-Times All-WNC honors
- Shared team MVP honors with Marshall Plumlee (Duke)
- A Jordan Brand Classic Regional All-Star
- Named CAA All-Conference and CAA Player of the Year
- Averaged 12.7 points, 4.7 rebounds, 1.8 steals and 1.7 assists and hit 53 threes

Click/scan for Harrison's

bio on BYUcougars.com

**11-12 SEASON/CAREER HIGHS**

Points: 11, Longwood — 11/18/11
Points 1st half: 8, Baylor — 12/17/11
Points 2nd half: 6, three times, last, San Diego — 12/31/11
Rebounds: 3, Baylor — 12/17/11, CSUSM — 12/27/11
Assists: 2, Four times, last, CSUSM — 12/27/11
Steals: 2, vs. Oregon — 12/3/11, CSUSM — 12/27/11
Blocks: 1, Baylor — 12/17/11
FG made: 4, CSUSM — 12/27/11
FG attempts: 8, vs. NAU — 11/30/11, CSUSM — 12/27/11
3FG made: 3, Longwood — 11/18/11
3FG attempts: 5, Longwood — 11/18/11
FT made: 2, Longwood — 11/18/11
FT attempts: 4, Baylor — 12/17/11

MISCELLANEOUS

	11-12	Career
Double-Figure Pts:	1 (1-0)	1 (1-0)
20-plus Pts:	0 (0-0)	0 (0-0)
Double-Figure Reb:	0 (0-0)	0 (0-0)
Double-Doubles:	0 (0-0)	0 (0-0)
3-plus Steals:	0 (0-0)	0 (0-0)
3-plus Blocks:	0 (0-0)	0 (0-0)
3-plus 3-point FGs:	1 (1-0)	1 (1-0)
Scoring Leader:	0 (0-0)	0 (0-0)
Rebound Leader:	0 (0-0)	0 (0-0)
Assist Leader:	0 (0-0)	0 (0-0)

2011-12 GAME-BY-GAME

Opponent	Date	GS	Min	FG	FGA	Pct	3FG	FGA	Pct	FT	FTA	Pct	Off	Def	TR	Avg	PF	FO	A	TO	Blk	Stl	Pts	Avg	
at Utah State	11/11/11		4	0	1	.000	0	0	.000	0	0	.000	0	0	0	0.0	1	0	0	1	0	0	0	0.0	
BYU-HAWAII	11/15/11		15	2	6	.333	1	2	.500	1	1	1.000	1	1	2	1.0	1	0	2	3	0	0	6	3.0	
LONGWOOD	11/18/11		13	3	7	.429	3	5	.600	2	2	1.000	0	0	0	0.7	0	0	1	1	0	0	11	5.7	
PRAIRIE VIEW A&M	11/22/11		14	2	5	.400	0	2	.000	1	3	.333	0	1	1	0.8	3	0	2	1	0	1	5	5.5	
vs Nevada	11/25/11		8	2	4	.500	0	1	.000	0	0	.000	1	1	2	1.0	1	0	0	1	0	0	4	5.2	
vs Wisconsin	11/26/11		19	3	7	.429	1	2	.500	2	2	1.000	0	1	1	1.0	1	0	0	1	0	1	9	5.8	
vs Northern Arizona	11/30/11		14	2	8	.250	0	2	.000	0	0	.000	0	1	1	1.0	0	0	0	0	0	1	4	5.6	
vs Oregon	12/03/11		5	0	1	.000	0	1	.000	0	2	.000	0	1	1	1.0	0	0	0	1	0	2	0	4.9	
WEBER STATE	12/07/11		11	1	6	.167	0	3	.000	0	0	.000	0	0	0	0.9	0	0	1	0	0	0	2	4.6	
at Utah	12/10/11		8	1	5	.200	1	4	.250	0	0	.000	0	0	0	0.8	1	0	0	0	0	0	3	4.4	
BAYLOR	12/17/11		15	3	7	.429	1	3	.333	1	4	.250	1	2	3	1.0	2	0	1	1	1	1	8	4.7	
BUFFALO	12/20/11		DNP																						
UC SANTA BARBARA	12/22/11		8	0	2	.000	0	2	.000	0	0	.000	0	0	0	0.9	0	0	2	0	0	1	0	4.3	
CS SAN MARCOS	12/27/11		21	4	8	.500	0	4	.000	0	1	.000	1	2	3	1.1	0	0	2	3	0	2	8	4.6	
at Saint Mary's (CA)	12/29/11		5	0	2	.000	0	0	.000	0	0	.000	0	0	0	1.0	0	0	1	2	0	0	0	4.3	
SAN DIEGO	12/31/11		5	3	4	.750	0	0	.000	0	0	.000	0	2	2	1.1	0	0	0	0	0	0	6	4.4	
at Loyola Marymount	01/05/12		DNP																						
SAN FRANCISCO	01/07/12		9	1	5	.200	1	3	.333	0	0	.000	0	1	1	1.1	1	0	0	1	0	0	3	4.3	
SANTA CLARA	01/14/12		2	0	2	.000	0	1	.000	0	0	.000	0	1	1	1.1	0	0	0	0	0	0	0	4.1	
at San Diego	01/16/12		1	0	0	.000	0	0	.000	0	0	.000	0	1	1	1.1	0	0	0	1	0	0	0	3.8	
LOYOLA MARYMOUNT	01/19/12		5	0	1	.000	0	0	.000	0	0	.000	0	0	0	1.0	1	0	0	0	0	0	0	3.6	
at Pepperdine	01/21/12		DNP																						
Totals			0	182	27	81	.333	8	35	.229	7	15	.467	4	15	19	1.0	12	0	12	17	1	9	69	3.6

CAREER STATISTICS (ALL GAMES)

Year	GP	GS	Min	Avg	FG	FGA	Pct	3FG	FGA	Pct	FT	FTA	Pct	Off	Def	TR	Avg	PF	FO	A	TO	Blk	Stl	Pts	Avg
2011-12	19	0	182	9.6	27	81	.333	8	35	.229	7	15	.467	4	15	19	1.0	12	0	12	17	1	9	69	3.6
TOTAL	19	0	182	9.6	27	81	.333	8	35	.229	7	15	.467	4	15	19	1.0	12	0	12	17	1	9	69	3.6

CAREER STATISTICS (CONFERENCE GAMES)

Year	GP	GS	Min	Avg	FG	FGA	Pct	3FG	FGA	Pct	FT	FTA	Pct	Off	Def	TR	Avg	PF	FO	A	TO	Blk	Stl	Pts	Avg
2011-12	6	0	27	4.5	4	14	.286	1	4	.250	0	0	.000	0	5	5	0.8	2	0	1	4	0	0	9	1.5
TOTAL	6	0	27	4.5	4	14	.286	1	4	.250	0	0	.000	0	5	5	0.8	2	0	1	4	0	0	9	1.5



**33 — NATE AUSTIN**

6-10 • 215 • Freshman • Forward/Center
Alpine, Utah (Lone Peak HS)

AUSTIN NOTES**Last time Out**

- Posted 4 points and 5 rebounds at Pepperdine

In 2011-12

- Has played in every game this season
- Career-high 15 points came on 7 of 8 shooting vs. Weber State
- Hit 3-pointers in four-straight games (Northern Arizona, Oregon, Weber State, Utah)
- Averages 4.3 points and 3.9 rebounds
- 59.7 percent FG shooting and 40.0 percent 3pt FG shooting

Other

- Served a mission for The Church of Jesus Christ of Latter-day Saints in McAllen, Texas
- Also recruited by Boise State and Utah State
- Helped Lone Peak to a 22-3 record as a senior
- Averaged 11.5 points while helping the Knights to a trip to the state title game in 2009
- Helped Lone Peak win the 2008 state title
- Played with fellow Cougars Tyler Haws and Josh Sharp at Lone Peak
- Played for Salt Lake Metro club team directed by Dave Hammer and coached by Marty Haws
- At Las Vegas Spring Showcase scored 24 points and grabbed 22 rebounds in a gold bracket quarterfinal game

Click/scan for Austin's
bio on BYUcougars.com

**11-12 SEASON/CAREER HIGHS**

Points: 15, Weber State -- 12/07/11
Points 1st half: 9, vs. Oregon -- 12/3/11
Points 2nd half: 13, Weber State -- 12/7/11
Rebounds: 9, three times, last, vs. San Francisco -- 1/7/12
Assists: 2, at Saint Mary's -- 12/29/11, Santa Clara -- 1/14/12
Steals: 1, four times, last, San Diego -- 12/31/11
Blocks: 2, CSUSM -- 12/27/11
FG made: 7, Weber State -- 12/07/11
FG attempts: 8, Weber State -- 12/07/11
3FG made: 1, 5 times, last, San Diego -- 12/31/11
3FG attempts: 2, four times, last, San Diego -- 12/31/11
FT made: 3, Buffalo -- 12/20/11
FT attempts: 4, three times, last, LMU -- 1/19/12

MISCELLANEOUS

	11-12	Career
Double-Figure Pts:	2 (2-0)	2 (2-0)
20-plus Pts:	0 (0-0)	0 (0-0)
Double-Figure Reb:	0 (0-0)	0 (0-0)
Double-Doubles:	0 (0-0)	0 (0-0)
3-plus Steals:	0 (0-0)	0 (0-0)
3-plus Blocks:	0 (0-0)	0 (0-0)
3-plus 3-point FGs:	0 (0-0)	0 (0-0)
Scoring Leader:	0 (0-0)	0 (0-0)
Rebound Leader:	3 (3-0)	3 (3-0)
Assist Leader:	0 (0-0)	0 (0-0)

2011-12 GAME-BY-GAME

Opponent	Date	GS	Min	FG	FGA	Pct	3FG	FGA	Pct	FT	FTA	Pct	Off	Def	TR	Avg	PF	FO	A	TO	Blk	Stl	Pts	Avg
at Utah State	11/11/11	11	1	1	1.000	0	0	0	.000	0	0	.000	1	2	3	3.0	1	0	0	1	1	0	2	2.0
BYU-HAWAII	11/15/11	5	0	0	.000	0	0	0	.000	0	0	.000	1	1	2	2.5	3	0	0	2	0	0	0	1.0
LONGWOOD	11/18/11	13	2	4	.500	0	0	0	.000	0	0	.000	2	1	3	2.7	3	0	1	2	1	0	4	2.0
PRAIRIE VIEW A&M	11/22/11	8	0	1	.000	0	0	0	.000	2	4	.500	0	0	0	2.0	2	0	0	1	0	1	2	2.0
vs Nevada	11/25/11	4	0	0	.000	0	0	0	.000	0	0	.000	0	0	0	1.6	1	0	0	0	1	1	0	1.6
vs Wisconsin	11/26/11	1	0	0	.000	0	0	0	.000	2	2	1.000	0	0	0	1.3	0	0	0	0	0	0	2	1.7
vs Northern Arizona	11/30/11	9	5	6	.833	1	2	.500	0	0	.000	1	3	4	1.7	3	0	1	0	0	0	11	3.0	
vs Oregon	12/03/11	18	4	7	.571	1	2	.500	0	0	.000	2	4	6	2.3	5	1	0	0	0	0	9	3.8	
WEBER STATE	12/07/11	21	7	8	.875	1	2	.500	0	3	.000	2	7	9	3.0	3	0	0	0	1	0	15	5.0	
at Utah	12/10/11	18	1	1	1.000	1	1	1.000	0	0	.000	0	5	5	3.2	3	0	1	0	0	0	3	4.8	
BAYLOR	12/17/11	7	0	1	.000	0	0	.000	0	0	.000	1	2	3	3.2	2	0	0	0	1	0	0	4.4	
BUFFALO	12/20/11	24	2	4	.500	0	1	.000	3	4	.750	2	7	9	3.7	4	0	1	1	0	1	7	4.6	
UC SANTA BARBARA	12/22/11	8	0	1	.000	0	1	.000	0	2	.000	0	0	0	3.4	2	0	0	3	0	0	0	4.2	
CS SAN MARCOS	12/27/11	13	1	3	.333	0	0	.000	1	2	.500	0	2	2	3.3	3	0	1	0	2	0	3	4.1	
at Saint Mary's (CA)	12/29/11	12	0	1	.000	0	0	.000	0	2	.000	2	2	4	3.3	1	0	2	0	0	0	0	3.9	
SAN DIEGO	12/31/11	14	3	6	.500	1	2	.500	2	2	1.000	0	1	1	3.2	5	1	0	0	1	1	9	4.2	
at Loyola Marymount	01/05/12	15	4	5	.800	0	0	.000	0	0	.000	4	2	6	3.4	2	0	0	0	0	0	8	4.4	
SAN FRANCISCO	01/07/12	16	2	4	.500	0	1	.000	0	2	.000	2	7	9	3.7	1	0	1	0	1	0	4	4.4	
SANTA CLARA	01/14/12	16	1	1	1.000	0	0	.000	1	2	.500	4	3	7	3.8	2	0	2	0	0	0	3	4.3	
at San Diego	01/16/12	10	2	4	.500	1	1	1.000	2	3	.667	3	2	5	3.9	2	0	1	2	0	0	7	4.5	
LOYOLA MARYMOUNT	01/19/12	10	0	2	.000	0	2	.000	2	4	.500	0	2	2	3.8	1	0	0	0	0	0	2	4.3	
at Pepperdine	01/21/12	9	2	2	1.000	0	0	.000	0	1	.000	2	3	5	3.9	3	0	0	0	0	0	4	4.3	
Totals		0	262	37	62	.597	6	15	.400	15	33	.455	29	56	85	3.9	52	2	11	12	9	4	95	4.3

CAREER STATISTICS (ALL GAMES)

Year	GP	GS	Min	Avg	FG	FGA	Pct	3FG	FGA	Pct	FT	FTA	Pct	Off	Def	TR	Avg	PF	FO	A	TO	Blk	Stl	Pts	Avg
2011-12	22	0	262	11.9	37	62	.597	6	15	.400	15	33	.455	29	56	85	3.9	52	2	11	12	9	4	95	4.3
TOTAL	22	0	262	11.9	37	62	.597	6	15	.400	15	33	.455	29	56	85	3.9	52	2	11	12	9	4	95	4.3

CAREER STATISTICS (CONFERENCE GAMES)

Year	GP	GS	Min	Avg	FG	FGA	Pct	3FG	FGA	Pct	FT	FTA	Pct	Off	Def	TR	Avg	PF	FO	A	TO	Blk	Stl	Pts	Avg
2011-12	8	0	102	12.8	14	25	.560	2	6	.333	7	16	.438	17	22	39	4.9	17	1	6	2	2	1	37	4.6
TOTAL	8	0	102	12.8	14	25	.560	2	6	.333	7	16	.438	17	22	39	4.9	17	1	6	2	2	1	37	4.6





34 — NOAH HARTSOCK
6-8 • 230 • Senior • Forward
Bartlesville, Okla. (Bartlesville HS)

HARTSOCK NOTES

Last time Out

- Recorded 20 points, 3 rebounds, 3 blocks, 1 assist and 1 steal at Pepperdine

In 2011-12

- Has started every game this season and scored in double figures in all but one
- WCC Player of the Month (December)
- Posted 19 consecutive games in double figures before scoring 7 against San Diego
- Recorded back-to-back double-double games vs. Oregon and Weber State (23 pts/12 reb vs. Oregon and 19 pts/12 reb vs. Weber State)
- Has had 3 or more blocks in 7 games (three with 4 blocks) and recored at least 1 block in every game but three
- Averages 17.5 points, 5.4 rebounds, 1.6 blocks and 1.6 assists
- 58.3 percent FG shooting and 82.5 percent FT shooting

Other

- Parents are David and Leslie Hartsock and has five brothers and one sister
- Wife Kendalyn plays volleyball at BYU
- Served a mission for The Church of Jesus Christ of Latter-day Saints in Salt Lake City
- McDonald's High School All-America nominee at Bartlesville High School

Click/scan for Hartsock's bio on BYUcougars.com



11-12 SEASON HIGHS

Points: 28, Loyola Marymount – 1/19/12
 Points 1st half: 15, Loyola Marymount – 1/19/12
 Points 2nd half: 17, at Loyola Marymount – 1/5/12
 Rebounds: 12, vs. Oregon – 12/3/11, Weber State – 12/7/11
 Assists: 5, vs. BYU-Hawaii – 11/15/11
 Steals: 2, five times, last, CSUSM – 12/27/11
 Blocks: 4, three times, last, at Utah – 12/10/11
 FG made: 11, Loyola Marymount – 1/19/12
 FG attempts: 16, Weber State – 12/7/11
 3FG made: 2, vs. Nevada – 11/25/11
 3FG attempts: 6, at San Diego – 1/16/12
 FT made: 7, vs. Oregon – 12/3/11, UCSB – 12/22/11
 FT attempts: 8, vs. Oregon – 12/3/11, UCSB – 12/22/11

CAREER HIGHS

Points: 28, Loyola Marymount – 1/19/12
 Rebounds: 13, vs. Vermont – 12/08/10
 Assists: 6, Eastern New Mexico – 01/02/10
 Steals: 3, vs. Florida – 03/24/11
 Blocks: 5, at Creighton – 12/01/10
 FG made: 11, Loyola Marymount – 1/19/12
 FG attempts: 16, Weber State – 12/7/11
 3FG made: 3, three times, last, vs. Gonzaga – 03/19/11
 3FG attempts: 6, at San Diego – 1/16/12
 FT made: 7, vs. Oregon – 12/03/11, UCSB – 12/22/11
 FT attempts: 8, three times, last, UCSB – 12/22/11

2011-12 GAME-BY-GAME

Opponent	Date	GS	Min	FG	FGA	Pct	3FG	FGA	Pct	FT	FTA	Pct	Off	Def	TR	Avg	PF	FO	A	TO	Blk	Stl	Pts	Avg	
at Utah State	11/11/11	*	36	8	13	.615	0	1	.000	2	2	1.000	1	4	5	5.0	3	0	4	3	1	2	18	18.0	
BYU-HAWAII	11/15/11	*	32	4	7	.571	0	1	.000	6	6	1.000	2	7	9	7.0	0	0	5	0	2	2	14	16.0	
LONGWOOD	11/18/11	*	30	7	11	.636	1	2	.500	3	6	.500	0	5	5	6.3	0	0	0	0	1	1	18	16.7	
PRAIRIE VIEW A&M	11/22/11	*	24	5	9	.556	1	1	1.000	1	2	.500	0	3	3	5.5	2	0	0	1	3	0	12	15.5	
vs Nevada	11/25/11	*	33	9	12	.750	2	2	1.000	1	2	.500	0	6	6	5.6	4	0	2	2	1	1	21	16.6	
vs Wisconsin	11/26/11	*	39	7	14	.500	0	1	.000	4	4	1.000	3	3	6	5.7	3	0	1	1	4	0	18	16.8	
vs Northern Arizona	11/30/11	*	26	4	10	.400	1	3	.333	2	2	1.000	2	2	4	5.4	1	0	2	0	3	2	11	16.0	
vs Oregon	12/03/11	*	37	8	14	.571	0	1	.000	7	8	.875	4	8	12	6.3	4	0	2	1	4	0	23	16.9	
WEBER STATE	12/07/11	*	30	7	16	.438	0	0	.000	5	6	.833	4	8	12	6.9	1	0	3	2	3	0	19	17.1	
at Utah	12/10/11	*	36	6	9	.667	1	2	.500	6	6	1.000	2	5	7	6.9	2	0	1	1	4	0	19	17.3	
BAYLOR	12/17/11	*	37	7	14	.500	0	1	.000	1	1	1.000	3	2	5	6.7	2	0	1	1	1	2	15	17.1	
BUFFALO	12/20/11	*	18	7	9	.778	0	1	.000	2	3	.667	0	1	1	6.3	3	0	2	0	0	1	16	17.0	
UC SANTA BARBARA	12/22/11	*	37	7	11	.636	0	0	.000	7	8	.875	1	4	5	6.2	3	0	1	0	1	0	21	17.3	
CS SAN MARCOS	12/27/11	*	28	8	10	.800	0	0	.000	4	5	.800	1	3	4	6.0	0	0	2	1	1	2	20	17.5	
at Saint Mary's (CA)	12/29/11	*	37	6	11	.545	0	0	.000	1	2	.500	2	3	5	5.9	3	0	0	3	1	1	13	17.2	
SAN DIEGO	12/31/11	*	23	5	11	.455	0	0	.000	5	6	.833	0	3	3	5.8	2	0	0	2	0	1	15	17.1	
at Loyola Marymount	01/05/12	*	36	9	12	.750	0	1	.000	3	5	.600	1	6	7	5.8	2	0	1	4	1	1	21	17.3	
SAN FRANCISCO	01/07/12	*	30	5	9	.556	0	1	.000	4	4	1.000	0	6	6	5.8	2	0	2	2	1	0	14	17.1	
SANTA CLARA	01/14/12	*	33	8	11	.727	1	1	1.000	4	6	.667	2	3	5	5.8	3	0	1	3	0	0	21	17.3	
at San Diego	01/16/12	*	29	2	12	.167	1	6	.167	2	2	1.000	0	1	1	5.6	2	0	3	3	1	0	7	16.8	
LOYOLA MARYMOUNT	01/19/12	*	37	11	15	.733	0	1	.000	6	7	.857	1	4	5	5.5	4	0	2	1	0	0	28	17.3	
at Pepperdine	01/21/12	*	36	8	14	.571	0	1	.000	4	4	1.000	0	3	3	5.4	1	0	1	3	3	1	20	17.5	
Totals			22	704	148	254	.583	8	27	.296	80	97	.825	29	90	119	5.4	47	0	36	34	36	17	384	17.5

MISCELLANEOUS

	10-11	Career
Double-Figure Pts:	21 (16-5)	46 (38-8)
20-plus Pts:	8 (7-1)	9 (8-1)
Double-Figure Reb:	0 (0-0)	4 (4-0)
Double-Doubles:	2 (2-0)	5 (5-0)
3-plus Steals:	0 (0-0)	1 (0-1)
3-plus Blocks:	7 (6-1)	22 (20-2)
3-plus 3-point FGs:	0 (0-0)	3 (3-0)
Scoring Leader:	8 (5-3)	9 (6-3)
Rebound Leader:	4 (3-1)	28 (23-5)
Assist Leader:	2 (1-1)	7 (5-2)

CAREER STATISTICS (ALL GAMES)

Year	GP	GS	Min	Avg	FG	FGA	Pct	3FG	FGA	Pct	FT	FTA	Pct	Off	Def	TR	Avg	PF	FO	A	TO	Blk	Stl	Pts	Avg
2008-09	27	0	304	11.3	25	43	.581	0	0	.000	16	27	.593	25	38	63	2.3	43	0	7	14	15	6	66	2.4
2009-10	36	30	878	24.4	97	175	.554	1	4	.250	38	44	.864	56	128	184	5.1	78	1	42	21	46	18	233	6.5
2010-11	37	36	1100	29.7	123	247	.498	26	60	.433	48	58	.828	72	148	220	5.9	84	0	59	35	61	21	320	8.6
2011-12	22	22	704	32.0	148	254	.583	8	27	.296	80	97	.825	29	90	119	5.4	47	0	36	34	36	17	384	17.5
TOTAL	122	88	2986	24.5	393	719	.547	35	91	.385	182	226	.805	182	404	586	4.8	252	1	144	104	158	62	1003	8.2

CAREER STATISTICS (CONFERENCE GAMES)

Year	GP	GS	Min	Avg	FG	FGA	Pct	3FG	FGA	Pct	FT	FTA	Pct	Off	Def	TR	Avg	PF	FO	A	TO	Blk	Stl	Pts	Avg
2008-09	15	0	162	10.8	10	19	.526	0	0	.000	7	14	.500	15	19	34	2.3	21	0	4	9	7	5	27	1.8
2009-10	16	16	391	24.4	41	82	.500	0	3	.000	21	23	.913	22	56	78	4.9	33	0	18	9	23	6	103	6.4
2010-11	16	16	513	32.1	42	94	.447	12	33	.364	22	26	.846	30	75	105	6.6	43	0	30	15	23	4	118	7.4
2011-12	8	8	261	32.6	54	95	.568	2	11	.182	29	36	.806	6	29	35	4.4	19	0	10	21	7	4	139	17.4
TOTAL	55	40	1327	24.1	147	290	.507	14	47	.298	79	99	.798	73	179	252	4.6	116	0	62	54	60	19	387	7.0



5 PLAYERS SCORED IN DOUBLE FIGURES

12/7/11 vs. Weber State, 94-66 W, Hartsock - 19, Austin - 15, Abouo - 15, Rogers - 15, Zylstra - 15, Davies - 11

6 PLAYERS SCORED IN DOUBLE FIGURES

12/7/11 vs. Weber State, 94-66 W, Hartsock - 19, Austin - 15, Abouo - 15, Rogers - 15, Zylstra - 15, Davies - 11

NO PLAYERS SCORED IN DOUBLE FIGURES

2/21/05 at Air Force, 39-70 L

ONE PLAYER RECORDED A DOUBLE-DOUBLE

1/16/12 at San Diego
Brandon Davies, 12 points, 12 rebounds

TWO PLAYERS RECORD A DOUBLE-DOUBLE

2/2/08 at Wyoming
Trent Plaisted, 17 points, 10 rebounds
Jonathan Tavernari, 10 points, 10 rebounds

TWO DOUBLE-DIGIT REBOUNDERS

11/23/10 vs. Mississippi Valley State
Brandon Davies-10, Charles Abouo-10

SIX PLAYERS HAD 5 OR MORE REBOUNDS

1/1/11 vs. Fresno Pacific, C. Collinsworth-8, Rogers-5, Emery-5, Hartsock-5, Abouo-5, Davies-5

FIVE PLAYERS HAD 6 OR MORE REBOUNDS

11/20/10 vs. Chicago State, Abouo-8, K. Collinsworth-7, Rogers-7, Anderson-6, C. Collinsworth-6, Davies-6

FOUR PLAYERS HAD 9 OR MORE REBOUNDS

12/30/06 vs. Seton Hall, Cummmard-12, Plaisted-9
Young-9, Ainge-9

TWO PLAYERS FOULED OUT

1/19/12 vs. Loyola Marymount
Brandon Davies, Charles Abouo

THREE OR MORE PLAYERS FOULED OUT

1/3/09 vs. Wake Forest
Chris Miles, Gavin MacGregor, Charles Abouo

A BYU PLAYER RECEIVED A TECHNICAL FOUL

1/21/12 at Pepperdine - Brandon Davies

AN OPPONENT PLAYER RECEIVED A TECHNICAL FOUL

12/29/11 vs. Stephen Holt - Saint Mary's

A BYU COACH RECEIVED A TECHNICAL FOUL

11/24/06 vs. SUU - Dave Rose

AN OPPONENT COACH RECEIVED A TECHNICAL FOUL

12/20/11 vs. Buffalo - Reggie Witherspoon

A BYU PLAYER EJECTED FROM A GAME

11/23/02 vs. Kansas State
Travis Hansen (2 technical fouls)

AN OPPONENT PLAYER EJECTED FROM A GAME

1/30/10 vs. Utah - Marshall Henderson (flagrant foul)

A COACH EJECTED FROM THE GAME

11/30/05 vs. Lamar (at Delta Center)
Lamar coach Billy Tubbs (2 tech. fouls)

AT LEAST TWO PLAYERS SCORED 20+ POINTS

1/21/12 at Pepperdine, Davies 29, Hartsock 20

THREE PLAYERS SCORED 20+ POINTS

1/14/12 vs. Santa Clara, Davies 23, Carlino 21, Hartsock 21

FOUR PLAYERS SCORED 20+ POINTS

1/13/79 vs. UNM, D. Ainge-27, Scott Runia-25,
Devin Durrant-20, Alan Taylor-20

TWO PLAYERS SCORED 25+ POINTS

3/18/10 vs. Florida-NCAA 1st Round
Jimmer Fredette 37, Michael Loyd, Jr. 26

A PLAYER SCORED 30+ POINTS

3/24/11 vs. Florida, Jimmer Fredette, 32

A PLAYER ATTEMPTED 20 OR MORE FIELD GOALS

3/24/11 vs. Florida, Jimmer Fredette, 29

A PLAYER WITH 5 OR MORE STEALS

12/29/11 at Saint Mary's, Brandon Davies, 5

A PLAYER HAD DOUBLE-DIGIT ASSISTS

12/20/11 vs. Buffalo, Matt Carlino, 11

A PLAYER MADE DOUBLE-DIGIT FREE THROWS

1/21/12 at Pepperdine, Brandon Davies (15-18)

A PLAYER 100% AT FT LINE (MIN. 8 ATTS)

12/22/11 vs. UC Santa Barbara, Charles Abouo (9-9)

A PLAYER 100% FROM FLOOR (MIN. 5 ATTS)

1/7/12 vs. San Francisco, Brock Zylstra (8-8)

A PLAYER 100% ON TREYS (MIN. 3 ATTS)

1/7/12 vs. San Francisco, Brock Zylstra (6-6)

DID NOT MAKE A TREY

11/22/96 vs. CS Fullerton (0-9)

LAST TIME OPPONENT DID NOT MAKE A TREY

2/2/08 at Wyoming (0-15)

BYU HAD SIX OR FEWER TURNOVERS

1/11/11 at Utah, 5

BYU COMMITTED 25-PLUS TURNOVERS

12/15/07 vs. Pepperdine, 86-67 W (29)

BYU COMMITTED 11 OR LESS TEAM FOULS IN A GAME

1/21/12 at Pepperdine, 11

BYU SCORED 90 POINTS

1/14/12 vs. Santa Clara, 95-78 W

BYU SCORED 100 POINTS

3/5/11 vs. Wyoming, 102-78 W

BYU SCORED 110 POINTS

12/22/09 vs. Nevada 110-104 W

BYU SCORED LESS THAN 50 POINTS IN A GAME

1/15/08 at UNLV 41-70 L

HELD OPPONENT TO LESS THAN 50 POINTS IN A GAME

12/10/11 at Utah 61-42 W

BYU SCORED LESS THAN 40 POINTS IN A GAME

2/21/05 at Air Force 39-70 L

HELD OPPONENT TO LESS THAN 40 POINTS IN A GAME

11/23/10 vs. Mississippi Valley State 83-36 W

SHOT 60% FG

3/6/10 at TCU, (.623), 38-61

OPPONENT SHOT 60% FG

12/22/05 at Utah State, (.600), 36-60

SHOT 70% FG IN A HALF

3/6/10 at TCU, (.720), 18-25

DID NOT MISS A 2-POINT ATTEMPT IN A HALF

2/23/04 vs. Air Force, 13-13 inside the arc, (14-17, .824 overall)

SHOT LESS THAN 30% FG

2/21/05 at Air Force, (.280), 14-50

SHOT 100% FT

11/26/11 vs. Wisconsin (11-11)

SHOT 90% FT (AT LEAST 10 ATTEMPTS)

11/30/11 vs. Northern Arizona, (.900), 9-10

SHOT LESS THAN 50% FT

11/20/08 vs. North Florida, (.400), 4-10

SHOT 60% THREE-POINTERS

1/7/12 vs. San Francisco, (.632), 12-19

SHOT 70% THREE-POINTERS

1/26/08 vs. New Mexico, (.813), 13-16

OPPONENT SCORED LESS THAN 20 POINTS IN 1ST HALF

12/10/11 at Utah, 17 (25-17, 61-42 W)

OPPONENT SCORED LESS THAN 20 POINTS IN 2ND HALF

1/13/10 at Air Force, 18 (31-18, 67-49 W)

BYU SCORED LESS THAN 20 POINTS IN THE FIRST HALF

2/21/05 at Air Force, 13 (BYU trailed 13-37)

BYU SCORED LESS THAN 20 POINTS IN THE 2ND HALF

1/15/00 vs. Utah, 19

OPPONENT SCORED 50 OR MORE POINTS IN A HALF

1/14/12 vs. Santa Clara, 50 (second half)

BYU SCORED 50 OR MORE POINTS IN FIRST HALF

1/11/11 at Utah, 53

BYU SCORED 50 OR MORE POINTS IN SECOND HALF

1/14/12 vs. Santa Clara, 50 (second half)

BYU SCORED 60 OR MORE POINTS IN FIRST HALF

11/20/10 vs. Chicago State, 60

BYU SCORED 60 OR MORE POINTS IN SECOND HALF

12/22/09 vs. Nevada, 64

WON BY 50 OR MORE POINTS (LARGEST MARGIN EVER)

12/22/06 vs. W. Oregon (62) 102-40

WON BY 50 OR MORE POINTS

11/23/10 vs. Mississippi Valley State (50) 86-36

WON BY 40 OR MORE POINTS

11/23/10 vs. Mississippi Valley State (50) 86-36

WON BY 30 OR MORE POINTS

12/31/11 vs. San Diego (36) 88-52

WON BY 25 OR MORE POINTS

1/7/12 vs. San Francisco (25) 81-56

LOST BY 35-PLUS POINTS

11/22/04 vs. North Carolina (36) 86-50

LOST BY 30-PLUS POINTS

2/21/05 at Air Force (31) 39-70

LOST BY 25-PLUS POINTS

1/15/08 at UNLV (29) 70-41

PLAYED AN OVERTIME GAME

3/24/11 vs. Florida, 74-83 (OT)

WON IN SINGLE OVERTIME

2/26/08 at New Mexico, 70-69

LOST IN OVERTIME

3/24/11 vs. Florida, 74-83 (OT)

PLAYED A DOUBLE OT GAME

11/26/10 vs. South Florida, 77-75 (2OT)

PLAYED A TRIPLE OT GAME

2/28/98 at UTEP 76-75 W 3OT

WON 15 STRAIGHT GAMES

2009-10 (15)

WON 10 STRAIGHT GAMES

2010-11 (10)

LOST 3 STRAIGHT GAMES

2004-05 (three times)
last time - @ New Mexico, @ Air Force, @ Utah

LOST 4 STRAIGHT GAMES

2004-05 @ New Mexico, @ Air Force, @ Utah, UNLV

LOST 5 STRAIGHT

2004-05 @ UNM, @ AFA, @ Utah, UNLV, vs. UNM (at MWC)

LOST 9 STRAIGHT

1997-98

LOST 10 STRAIGHT GAMES

1996-97 (21) - school record

PLAYED AN NCAA TOURNAMENT GAME

3/24/11 vs. Florida-Regional Semifinals, 74-83 (OT)

WON AN NCAA TOURNAMENT GAME

3/19/11 vs. Gonzaga-NCAA 3rd Round, 89-67

WON TWO NCAA TOURNAMENT GAMES

1980-81 Princeton 60-51, UCLA 78-55, Notre Dame 51-50, then lost to Virginia 60-74

2010-11 Wofford 74-66, Gonzaga 89-67

WON THREE NCAA TOURNAMENT GAMES

1980-81 Princeton 60-51, UCLA 78-55, Notre Dame 51-50, then lost to Virginia 60-74

WON FOUR NCAA TOURNAMENT GAMES

Never

PLAYED IN THE NIT

3/15/06 at Houston 67-77 L

WON AN NIT GAME

3/14/02 vs. UC Irvine 78-55 W

WON TWO NIT GAMES

1999-00 Bowling Green 81-54, So. Illinois 82-57
Then lost to Notre Dame in quarterfinals

WON THREE NIT GAMES

1965-66 NIT CHAMPIONS
1950-51 NIT CHAMPIONS

WON CONFERENCE TOURNAMENT

2000-01

WON CONFERENCE REGULAR SEASON

2010-11

WON CONFERENCE REGULAR SEASON OUTRIGHT

2007-08

DEFEATED A RANKED TEAM

2/26/11 at SDSU (4/6), 80-67

DEFEATED A RANKED TEAM AT HOME

1/26/11 vs. SDSU (4/4), 71-58

DEFEATED A RANKED TEAM ON THE ROAD

2/26/11 at SDSU (6/4), 80-67

WAS RANKED IN THE TOP 25 AP POLL

3/14/11 Ranked 10th

WAS RANKED IN THE TOP 25 COACHES POLL

3/29/11 Ranked 13th

FINISHED SEASON RANKED IN THE TOP 25 POLLS

2010-11 10th (AP), 13th (Coaches)



Official Basketball Box Score -- Game Totals -- Final Statistics
Brigham Young vs Utah State
11/11/11 7:05 p.m. at Dee Glen Smith Spectrum**Brigham Young 62 • 0-1**

#	Player	Total		3-Pr		Rebounds		PF	TP	A	T	Bk	Stl	Min
		FG	FGA	FG	FGA	FT	FTA							
00	DAVIES, Brandon	f	4-10	0-0	5-9	2	3	5	13	1	3	1	2	24
01	ROGERS, Stephen	f	2-7	0-4	1-2	0	0	5	7	3	1	1	1	29
04	HARTSOCK, Noah	f	8-13	0-1	2-2	1	4	5	18	4	3	1	2	36
01	ABDOU, Charles	g	4-6	3-5	5-7	3	3	6	16	3	3	0	0	36
13	ZYLSTRA, Brock	g	4-4	0-0	0-0	3	3	2	9	0	0	1	1	31
02	CUSICK, Craig	g	0-0	0-0	2-2	0	0	1	2	1	0	0	1	9
05	COLLINSWORTH, Chris	0-1	0-1	0-0	0	0	0	3	0	1	2	0	0	5
12	SHARP, Josh	1-4	0-0	0-0	0	0	0	2	2	0	0	0	0	15
24	HARRISON, Damarcus	0-0	0-0	0-0	0	0	0	1	0	0	0	0	0	4
33	AUSTIN, Nate	1-1	0-0	0-0	1	2	3	1	2	0	1	1	0	0
Team						0	3							
Totals		22-47	3-14	15-22	9	20	29	26	62	20	4	7	200	

FG % 1st Half: 11-22 50.0% 2nd half: 11-25 44.0% Game: 22-47 46.8%
3FG % 1st Half: 1-6 16.7% 2nd half: 3-11 27.3% Game: 3-14 21.4%
FT % 1st Half: 4-6 66.7% 2nd half: 11-16 68.8% Game: 15-22 68.2%

Utah State 69 • 1-0

#	Player	Total		3-Pr		Rebounds		PF	TP	A	T	Bk	Stl	Min
		FG	FGA	FG	FGA	FT	FTA							
21	Grim, Moran	f	2-4	0-0	4-6	2	2	4	4	8	0	2	2	26
22	Jardine, Brady	f	5-11	0-0	2-4	1	6	8	2	12	0	0	0	35
00	Pane, Brocketh	q	1-4	0-0	3-8	1	6	8	5	6	0	0	0	35
05	Thornton, Steven	g	1-4	0-1	0-0	1	0	1	3	2	0	0	0	19
13	Melton, Preston	g	0-0	2-6	3-4	0	0	1	15	6	0	1	1	35
11	Thossey, Adam	0-2	0-2	2-4	0	0	1	2	0	0	0	0	0	12
14	Farris, E.J.	0-2	0-0	0-0	0	1	1	0	1	0	0	0	0	4
15	Bruneel, Mitch	3-6	2-3	0-1	1	1	2	3	8	1	0	0	0	21
25	Stone, Jordan	0-1	0-0	1-2	1	1	2	0	1	0	0	0	0	3
34	Reed, Kysian	0-2	0-0	0-0	2-3	5	1	0	1	0	0	0	0	15
Team						1	0							
Totals		22-48	5-15	20-29	11	31	21	69	11	18	3	6	200	

FG % 1st Half: 10-21 47.6% 2nd half: 12-27 44.4% Game: 22-48 45.8%
3FG % 1st Half: 2-5 40.0% 2nd half: 3-10 30.0% Game: 5-15 33.3%
FT % 1st Half: 8-12 66.7% 2nd half: 12-17 70.6% Game: 20-29 69.0%

Officials: Bobby McKee <R>, Mike Eggers <U>, Sam Haddad <U>
Technical fouls: Brigham Young-None, Utah State-None.
Attendance: 10270

Score by periods		1st	2nd	Total
Brigham Young		28	34	62
Utah State		30	39	69

Points	In	Off	2nd	Fast
BYU	14	37	21	8
USU	20	25	7	6

Rebound	Points	In	Off	2nd	Fast
BYU	20	21	9	6	11
USU	20	21	9	6	11

Last FG - BY 2nd-00:09, USU 2nd-00:35.
Largest lead - BY at 2nd-11:03, USU by 24 1st-04:06.
Score tied - 10 times.
Lead changed - 9 times.

Official Basketball Box Score -- Game Totals -- Final Statistics
BYU-Hawaii vs BYU
11/15/11 7:05 pm at Provo, Utah, Marriott Center**BYU-Hawaii 52 • 0-1**

#	Player	Total		3-Pr		Rebounds		PF	TP	A	T	Bk	Stl	Min
		FG	FGA	FG	FGA	FT	FTA							
44	Hurst, Brady	f	2-7	0-0	0-1	3	2	5	4	2	5	0	0	25
05	Funk, Bracken	q	1-1	0-0	0-0	3	6	2	0	5	0	0	0	20
10	Ale, Oleskene	q	1-4	0-1	2-2	4	6	3	4	3	3	0	0	24
23	Chang, Yung-Hsien	g	1-13	1-4	1-1	1	2	4	12	0	5	0	1	32
02	Dastur, Jake	q	0-1	0-0	0-0	2	1	1	0	1	0	0	0	23
01	Coro, Pablo	0-1	0-1	0-0	0	0	0	0	0	0	0	0	0	2
02	Satterwhite, Gary	0-3	0-0	0-0	0	0	1	0	3	1	0	0	0	12
03	Lawrence, SeQuan	0-0	0-0	1-2	0	0	1	0	0	0	0	0	0	2
12	Covey, Christian	2-3	1-2	0-0	0	1	1	5	1	1	0	0	0	15
24	Stewart, Nikos	0-0	0-0	0-0	0	0	0	0	0	0	0	0	0	2
26	Ngwaka, Zach	2-6	0-1	0-0	2	1	3	2	4	1	1	0	0	21
Team						2	4							
Totals		21-68	7-28	3-9	14	31	22	52	12	30	2	1	9	200

FG % 1st Half: 0-31 0.0% 2nd half: 15-37 40.5% Game: 21-68 30.9%
3FG % 1st Half: 2-13 15.4% 2nd half: 3-9 33.3% Game: 5-22 22.7%
FT % 1st Half: 3-6 50.0% 2nd half: 0-3 0.0% Game: 3-9 33.3%

BYU 73 • 1-1

#	Player	Total		3-Pr		Rebounds		PF	TP	A	T	Bk	Stl	Min
		FG	FGA	FG	FGA	FT	FTA							
01	ABDOU, Charles	f	1-4	0-1	6-5	0	6	6	4	3	4	0	0	30
04	HARTSOCK, Noah	f	4-7	0-0	2-6	7	9	0	14	5	0	2	2	32
01	DAVIES, Brandon	f	1-3	0-0	3-6	3	6	0	5	6	0	0	0	16
13	ZYLSTRA, Brock	g	3-9	1-4	0-0	3	3	2	7	1	5	0	1	32
01	ROGERS, Stephen	g	2-5	1-2	0-0	0	2	3	5	1	2	0	0	22
02	CUSICK, Craig	g	0-0	0-0	1-2	0	0	1	6	0	0	0	0	12
05	COLLINSWORTH, Chris	0-1	0-0	0-0	0	1	1	0	0	0	1	0	0	7
12	SHARP, Josh	2-3	0-0	1-3	6	2	5	0	0	0	0	0	0	12
14	MARTINEAU, Nick	0-2	0-0	1-2	4	1	0	0	0	0	0	0	0	2
20	WINDER, Anson	0-0	0-0	0-0	0	1	1	0	0	0	0	0	0	2
24	HARRISON, Damarcus	2-6	1-2	1-1	1	1	2	1	6	2	0	0	0	5
33	AUSTIN, Nate	0-0	0-0	0-0	0	0	0	0	0	0	0	0	0	1
Team						2	4							
Totals		26-53	4-13	17-25	14	37	51	19	73	16	22	7	9	200

FG % 1st Half: 15-30 50.0% 2nd half: 11-23 47.8% Game: 26-53 48.9%
3FG % 1st Half: 3-11 27.3% 2nd half: 1-2 50.0% Game: 4-13 30.8%
FT % 1st Half: 7-8 87.5% 2nd half: 10-17 58.8% Game: 17-25 68.0%

Officials: Glen Mayberry, James Giron, Casey McChellan
Technical fouls: BYU-Hawaii-None, BYU-None.
Attendance: 13435

Score by periods		1st	2nd	Total
BYU-Hawaii		20	33	53
BYU-Hawaii		40	33	73

Points	In	Off	2nd	Fast
BYU-H	22	4	8	0
BYU	22	11	6	18

Rebound	Points	In	Off	2nd	Fast
BYU	22	11	6	18	18
BYU	22	11	6	18	18

Last FG - BYU-H 2nd-01:23, BYU 2nd-03:00.
Largest lead - BYU-H 2nd-01:23, BYU by 26 1st-04:06.
Score tied - 0 times.
Lead changed - 0 times.

Official Basketball Box Score -- Game Totals -- Final Statistics
Longwood vs BYU
11/18/11 7:05 pm at Provo, Utah, Marriott Center**Longwood 60 • 1-3**

#	Player	Total		3-Pr		Rebounds		PF	TP	A	T	Bk	Stl	Min
		FG	FGA	FG	FGA	FT	FTA							
01	Bowman, Jeremiah	* 3-8	0-1	0-0	0	1	1	2	6	3	3	0	0	27
02	Washington, Martiz	* 2-5	1-4	2-2	0	0	0	1	7	4	0	0	1	21
04	Carter, Antwan	* 0-1	0-0	0-0	0	2	3	1	0	0	0	0	0	16
25	Neil, Darran	* 1-3	1-2	1-4	2	2	4	3	0	0	0	0	0	16
3	van der Kooij, Jan	* 3-7	2-5	1-3	0	2	0	9	1	2	1	0	0	25
1	Taylor, Anthony	0-0	0-0	0-0	0	0	0	1	0	0	0	0	0	1
10	Shockey, Stephen	0-0	0-0	0-0	0	0	0	1	0	0	0	0	0	1
12	Carrey, Tristan	3-10	1-5	0-0	1	2	3	7	0	2	0	0	0	17
13	Robinson, David	0-1	0-2	0-0	1	2	0	1	1	0	0	0	0	16
21	Parker, Mark	2-2	2-2	0-0	0	0	0	1	6	0	0	0	0	13
22	Dublin, Jeylan	1-1	0-0	0-0	0	0	0	2	0	0	0	0	0	3
04	Havenstein, Jeff	0-3	0-0	1-2	3	4	1	3	0	0	0	0	0	18
Team						1	4							
Totals		23-56	9-24	1-11	8	16	24	60	14	13	3	1	200	

FG % 1st Half: 11-28 39.3% 2nd half: 12-28 42.9% Game: 23-56 41.1%
3FG % 1st Half: 5-13 38.5% 2nd half: 4-10 40.0% Game: 9-23 39.1%
FT % 1st Half: 2-4 50.0% 2nd half: 3-7 42.9% Game: 5-11 45.5%

BYU 92 • 2-1

BYU 92 - 2 - 1		Total				3-Pr		Rebounds				PF	TP	A	T	Bk	Stl	Min
#	Player	FG	FGA	FG%	FT	FTA	FT%	OR	DR	TR								
00	DAVIES, Brandon	* 1-3	0-0	0-0	2	2	2	4	3	2	4	5	0	0	0	0	0	20
01	ABDOU, Charles	* 6-9	2-3	5-8	5	11	16	0	19	4	1	2	0	0	0	0	0	27
02	CUSICK, Craig	* 1-3	0-0	0-0	2	3	5	1	0	0	0	0	0	0	0	0	0	16
13	ZYLSTRA, Brock	* 2-5	2-3	0-0	0	1	1	6	1	0	0	0	0	0	0	0	0	18
04	HARTSOCK, Noah	* 7-11	1-2	3-6	5	5	0	18	0	1	1	0	0	0	0	0	0	30
12	SHARP, Josh	0-1	0-0	1-2	4	4	1	1	3	1	0	0	0	0	0	0	0	1
14	MARTINEAU, Nick	1-1	1-1	0-0	0	0	0	0	0	0	0	0	0	0	0	0	0	3
20	WINDER, Anson	2-5	2-4	2-5	0	1	1	8	5	0	0	0	0	0	0	0	0	25
03	ROGERS, Stephen	2-3	2-2	2-2	0	0	0	1	1	0	0	0	0	0	0	0	0	10
05	HARRISON, Damarcus	3-7	3-5	2-2	0	0	0	0	11	1	1	0	0	0	0	0	0	13
23	AUSTIN, Nate	2-4	0-0	0-0	2	1	3	3	4	1	2	1	0	0	0	0	0	13

Official Basketball Box Score -- Game Totals -- Final Statistics
BYU vs Utah
12/10/11 12:00 pm at Salt Lake City, UT (Huntsman Center)**BYU 61 • 8-2**

#	Player	Total		3-Pr		Rebounds		PF	TP	A	TO	Bk	Stl	Min
		FG	FGA	FT	FTA	Off	Def							
00	DAVIES, Brandon	f	1-4	0-0	1-2	3	6	9	3	1	1	1	1	25
04	HARTSOCK, Noah	f	6-9	1-2	6-6	2	5	7	2	19	1	1	4	36
01	ABOU, Charles	g	4-6	1-2	2-2	2	4	6	3	11	0	2	1	25
13	ZYLSTRA, Brock	g	2-6	2-5	0-0	1	1	2	1	6	4	0	0	28
02	WINDER, Anson	g	0-5	0-4	1-2	1	1	4	1	2	0	2	0	22
02	CUSICK, Craig	g	2-5	2-4	4-5	0	3	3	10	6	2	0	0	28
14	MARTINEAU, Nick	g	0-0	0-0	0-0	0	1	0	0	0	0	0	0	1
21	ROGERS, Stephen	g	2-8	1-5	0-2	0	3	2	5	1	0	0	0	19
24	HARRISON, Damarcus	g	1-5	1-4	0-0	0	0	0	3	0	0	0	0	8
33	AUSTIN, Nate	g	1-1	1-1	0-0	0	5	5	3	3	1	0	0	18
Totals		19-49	9-27	14-19	10-31	41	19	61	15	7	2	200		

FG % 1st Half: 7-26 26.9% 2nd Half: 12-23 52.2% Game: 19-49 38.8%
3FG % 1st Half: 5-16 31.3% 2nd Half: 4-11 36.4% Game: 9-27 33.3%
FT % 1st Half: 6-9 66.7% 2nd Half: 10-8 80.0% Game: 14-19 73.7%**Utah 42 • 1-8**

#	Player	Total		3-Pr		Rebounds		PF	TP	A	TO	Bk	Stl	Min
		FG	FGA	FT	FTA	Off	Def							
10	Farr, Dion	f	1-8	0-1	1-2	0	7	7	2	3	0	2	1	32
03	Hartin, Cedric	f	2-6	2-5	4-4	0	0	3	1	10	0	1	1	35
02	Washington, Jason	c	0-0	0-0	0-0	0	3	3	6	0	2	1	0	18
00	Hines, Chris	g	0-4	0-3	0-0	0	0	0	0	0	0	0	0	17
05	Starkes, Josh	g	6-15	1-4	1-6	1	4	5	3	14	5	3	1	27
02	Olumusi, Anthony	g	0-2	0-0	0-0	0	1	1	2	0	0	0	0	14
05	Storkey, Kareem	g	2-7	0-4	1-2	1	1	4	6	3	0	0	0	27
21	Dawson, Javon	g	0-1	0-0	3-4	1	1	5	1	3	1	0	0	19
25	Wilkinson, Blake	g	0-2	0-0	1-2	2	2	0	0	1	0	1	1	11
Totals		14-52	3-17	13-17	11-24	35	19	42	6	10	4	200		

FG % 1st Half: 4-22 18.2% 2nd Half: 10-23 43.3% Game: 14-52 26.9%
3FG % 1st Half: 1-9 11.1% 2nd Half: 2-8 25.0% Game: 3-17 17.6%
FT % 1st Half: 8-10 80.0% 2nd Half: 3-8 37.5% Game: 11-18 61.1%

Officials: Deon White, Bobby McRoy, Glen Mayberry

Technical fouls: BYU=None, Utah=None.

Attendance: 10277

Score by periods		1st	2nd	Total
BYU		25	36	61
Utah		17	25	42

Last FG - BU 2nd-00:59, UT 2nd-00:12
Largest lead - BYU by 22 2nd-00:59, UT by 4 1st-17:33.Score tied - 3 times.
Lead changed - 1 time.**Official Basketball Box Score -- Game Totals -- Final Statistics**
BYU vs BYU
12/17/11 12:05 pm at Provo, Utah, Marriott Center**BYU 86 • 9-0, 0-0**

#	Player	Total		3-Pr		Rebounds		PF	TP	A	TO	Bk	Stl	Min
		FG	FGA	FT	FTA	Off	Def							
01	Jones III, Perry	* 11-16	2-2	4-7	3	5	8	3	28	4	1	0	3	33
04	Acy, Quincy	* 3-7	0-0	2-4	0	4	4	2	8	0	1	0	1	27
05	Heslop, Brady	* 6-10	6-10	0-0	0	0	1	18	1	0	1	0	2	33
22	Walton, A.J.	* 2-4	1-3	0-1	0	4	4	3	5	0	1	0	2	17
30	Miller, Quincy	* 4-9	0-0	0-0	1	3	4	8	1	2	2	0	0	22
00	Franklin, Gary	* 2-4	2-4	0-0	0	0	2	0	0	0	0	0	0	13
14	Bello, Deuce	* 0-1	0-1	0-0	0	0	1	0	0	1	0	0	1	6
34	Jefferson, Cory	* 0-3	0-0	0-0	0	0	0	1	0	1	0	0	0	10
41	Jones, Anthony	* 0-1	0-1	0-0	0	1	0	1	0	1	1	0	1	10
55	Jackson, Pierre	* 4-8	2-4	3-3	0	3	3	13	7	5	1	1	1	30
Totals		32-63	13-25	9-15	10	21	31	86	17	13	4	10	200	

FG % 1st Half: 13-28 46.4% 2nd Half: 19-25 50.8% Game: 32-63 50.8%
3FG % 1st Half: 6-10 60.0% 2nd Half: 7-15 46.7% Game: 13-25 52.0%
FT % 1st Half: 3-5 60.0% 2nd Half: 3-5 60.0% Game: 9-15 60.0%**BYU 83 • 8-3, 0-0**

#	Player	Total		3-Pr		Rebounds		PF	TP	A	TO	Bk	Stl	Min
		FG	FGA	FT	FTA	Off	Def							
00	DAVIES, Brandon	* 6-15	0-1	6-9	5	8	13	3	18	1	1	1	1	36
01	ABOU, Charles	* 7-10	1-4	2-2	6	3	9	4	17	2	5	0	0	22
02	CUSICK, Craig	* 1-3	0-2	0-0	0	0	0	0	0	0	0	0	0	18
13	ZYLSTRA, Brock	* 1-4	1-2	1-2	0	7	7	1	4	3	3	0	1	38
14	CARLINO, Noah	* 7-14	0-1	1-3	2	5	15	1	1	1	2	3	0	27
01	CARLINO, Noah	* 7-14	0-1	1-3	2	5	15	1	1	1	2	3	0	27
20	WINDER, Anson	g	0-0	0-0	1-2	0	0	0	1	1	0	0	0	3
24	HARRISON, Damarcus	g	3-7	1-3	1-4	1	2	3	2	0	1	1	1	15
33	AUSTIN, Nate	g	1-1	0-1	0-0	0	1	0	0	1	1	0	0	7
Totals		32-68	7-21	12-20	19	25	44	19	83	14	16	6	200	

FG % 1st Half: 16-35 45.7% 2nd Half: 16-33 48.5% Game: 32-68 47.1%
3FG % 1st Half: 4-14 28.6% 2nd Half: 6-10 60.0% Game: 10-24 41.7%
FT % 1st Half: 6-10 60.0% 2nd Half: 6-10 60.0% Game: 12-20 60.0%

Officials: Crawford, Keith Kimble, Joe DeRosa

Technical fouls: BYU=None, BYU=None.

Attendance: 27200

Marriott Center sold out

Score by periods		1st	2nd	Total
BYU		35	48	83
BYU		41	42	83

Last FG - BU 2nd-00:20, BYU 2nd-01:50
Largest lead - BU by 9 2nd-06:17, BYU by 13 1st-02:29.Score tied - 12 times.
Lead changed - 2 times.**Official Basketball Box Score -- Game Totals -- Final Statistics**
Buffalo vs BYU
12/20/11 7:05 pm at Provo, Utah, Marriott Center**Buffalo 78 • 6-2, 0-0**

#	Player	Total		3-Pr		Rebounds						PF	TP	A	TO	Bk	Stl	Min
		FG	FGA	FT	FTA	Off	Def	TP	FT	A	Bk							
03	OLDHAM, Jared	* 2-3	1-2	0-0	0	4	3	2	5	9	3	0	3	31				
05	FILZEN, Zach	* 5-7	4-6	0-0	0	0	0	0	1	14	1	4	0	37				
12	MCCREE, Andy	* 6-11	0-0	4-5	0	4	4	3	16	1	2	1	0	23				
21	WATT, Mitchell	* 7-12	1-1	3-4	7	3	18	2	5	1	2	1	0	32				
24	BARNETT, Dave	* 4-11	2-5	0-0	0	4	4	1	10	5	0	1	34					
01	WATSON, Tony	g	1-3	0-2	0-0	0	0	0	1	2	1	2	0	8				
18	RALEY-ROSS, Corey	g	0-0	0-0	0-0	0	0	0	0	0	0	1	0	3				
25	FORD, Xavier	g	0-2	0-0	0-0	0	1	1	0	0	0	0	0	1				
30	ROBINSON, Titus	g	1-2	0-0	5-6	0	1	4	7	1	2	0	0	16				
31	THOMAS-EDWARDS, Ra	g	1-1	0-0	0-0	1	1	0	2	0	1	0	0	7				
33	DOWNING, Cameron	g	1-1	0-0	2-2	0	0	0	1	4	0	0	0	8				
Team																		
Totals		28-53	8-16	14-17	4	24	28	17	78	20	3	8	200					

FG % 1st Half: 14-26 53.8% 2nd Half: 14-27 51.9% Game: 28-53 52.8%
3FG % 1st Half: 4-9 44.4% 2nd Half: 6-7 85.7% Game: 8-16 50.0%
FT % 1st Half: 7-8 87.5% 2nd Half: 7-9 77.8% Game: 14-17 82.4%**BYU 83 • 8-3, 0-0**

#	Player	Total		3-Pr		Rebounds		PF	TP	A	TO	Bk	Stl	Min
		FG	FGA	FT	FTA	Off	Def							
00	DAVIES, Brandon	* 1-3	0-0	0-2	3	1	4	3	2	1	0	2	1	22
01	ABOU, Charles	* 3-10	1-3	1-2	2	4	6	4	8	4	0	4	2	24
02	CUSICK, Craig	* 1-3	0-0	0-0	0	0	0	0	0	0	0	0	0	18
13	ZYLSTRA, Brock	* 9-16	4-10	4-4	0	2	2	1	26	4	2	0	4	38
14	CARLINO, Noah	* 7-9	0-1	2-3	0	1	3	16	2	0	0	0	1	38
02	CUSICK, Craig	* 1-3	0-0	0-0	0	0	0	0	0	0	0	0	0	1
12	SHARP, Josh	g	2-3	0-1	0-0	0	0	0	4	1	0	0	0	14
14	MARTINEAU, Nick	g	0-1	0-0	0-0	0	0	0	0	0	0	0	0	1
20	WINDER, Anson	g	7-8	6-7	0-0	0	0	0	20	3	1	1	1	19
33	AUSTIN, Nate	g	2-4	0-1	3-4	2	2	7	1	0	0	0	0	24
Totals		34-64	13-29	12-17	11	22	33	19	93	29	16	2	13	200

FG % 1st Half: 18-35 51.4% 2nd Half: 16-19 55.2% Game: 34-64 53.1%
3FG % 1st Half: 7-16 43.8% 2nd Half: 6-7 85.7% Game: 13-29 44.8%
FT % 1st Half: 4-4 100.0 2nd Half: 8-13 61.5% Game: 12-17 70.6%

Officials: Ken Ditty, Tom Hall, Jeffrey Kent

Technical fouls: Buffalo=TEAM, BYU=None.

Attendance: 9632

Score by periods		1st	2nd	Total
Buffalo		39	39	78
BYU		47	46	93

Last FG - BU 2nd-00:13, BYU 2nd-00:20
Largest lead - BU 11, BU 1st-17:29, BYU by 21 2nd-01:20.Score tied - 3 times.
Lead changed - 1 time.**Official Basketball Box Score -- Game Totals -- Final Statistics**
UC Santa Barbara vs BYU
12/22/11 7:05 pm at Provo, Utah, Marriott Center**UC Santa Barbara 75 • 5-5, 0-0**

#	Player	Total		3-Pr		Rebounds	
---	--------	-------	--	------	--	----------	--

Official Basketball Box Score -- Game Totals -- Final Statistics
Santa Clara vs BYU
01/14/12 6:05 pm at Provo, Utah, Marriott Center

Santa Clara 78 • 8-9, 0-4

#	Player	Total		3-Ptr		Rebounds			PF	TP	A	TO	Blk	Stl	Min
		FG	FGA	FT	FTA	Off	Def	Tot							
00	ROQUEMORE, Evan	* 3-9	1-4	4-5	0	1	1	2	11	2	11	3	1	0	32
01	FOSTER, Kevin	* 6-12	4-9	6-8	0	1	1	2	22	5	2	0	0	1	34
02	McARTHUR, John	* 2-6	0-0	0-0	1	2	3	3	4	0	2	0	0	0	26
03	HARRISON, Niyi	* 7-9	0-0	4-8	2	3	3	18	0	2	0	0	0	0	20
04	COWELS, Raymond III	* 5-11	4-8	0-0	0	3	1	14	1	2	0	0	0	0	35
05	CLARK, Brandon	* 2-6	0-3	1-2	0	1	1	0	5	3	2	0	1	1	13
06	AKVENKUE, Jordan	* 0-0	0-0	0-0	0	2	3	0	0	0	0	0	0	0	14
07	JOHNSON, Denzel	* 0-0	0-0	0-0	0	0	0	0	0	0	0	0	0	0	2
08	CLARKE, Julian	* 0-1	0-1	0-0	0	0	0	0	0	1	0	0	0	0	3
09	GARRETT, Robert	* 2-3	0-0	0-2	2	2	4	1	4	0	0	1	0	1	11
10	ATANGA, Yarnick	* 0-1	0-0	0-0	0	5	5	4	0	1	0	1	0	1	10
Team															
Totals		27-58	9-25	15-25	6	20	26	19	78	15	11	2	4	200	

FG % 1st Half: 15-29 51.7% 2nd half: 12-29 41.4% Game: 27-58 46.6% Deadball Rebounds 4
3FG % 1st Half: 6-11 54.5% 2nd half: 3-14 21.4% Game: 9-25 36.0%
FT % 1st Half: 6-10 60.0% 2nd half: 9-15 60.0% Game: 15-25 60.0%

BYU 95 • 15-4, 1-1

#	Player	Total		3-Ptr		Rebounds		PF	TP	A	TO	Blk	Stl	Min
		FG	FGA	FT	FTA	Off	Def							
00	DAVIES, Brandon	* 9-13	0-0	5-7	0	5	5	4	23	2	2	2	1	29
01	ABDOU, Charles	* 3-6	1-2	6-6	0	1	1	4	13	3	1	0	1	21
02	CARLINO, Matt	* 7-12	3-6	4-6	0	3	3	21	8	2	1	1	33	
03	ZYLSTRA, Brock	* 3-6	1-3	0-0	0	4	4	2	7	2	1	0	1	29
04	HARTSOCK, Noah	* 8-11	1-1	4-6	2	3	5	3	21	1	3	0	0	33
05	CUSICK, Craig	* 1-1	1-1	0-0	0	0	0	2	3	0	1	0	0	19
06	SHARP, Josh	* 0-0	0-0	2-2	0	1	1	0	2	0	0	0	0	2
07	WINDER, Anson	* 0-0	0-0	0-0	0	1	1	0	0	0	1	1	4	
08	ROGERS, Stephen	* 1-6	0-3	0-0	0	3	3	0	2	3	0	0	1	12
09	HARRISON, Damarcus	* 0-2	0-1	0-0	0	1	1	0	0	0	0	0	2	
10	AUSTIN, Nate	* 1-1	0-0	1-2	4	2	2	3	2	0	0	0	1	16
Team														
Totals		33-58	7-17	22-29	9	31	40	19	95	21	11	2	7	200

FG % 1st Half: 15-28 53.6% 2nd half: 18-30 60.0% Game: 33-58 56.9% Deadball Rebounds 3
3FG % 1st Half: 4-8 50.0% 2nd half: 3-9 33.3% Game: 7-17 41.2%
FT % 1st Half: 11-14 78.6% 2nd half: 11-15 73.3% Game: 22-29 75.9%

Officials: Rick Batelli, Randy Burkhardt, Mike Peterson
Technical fouls: Santa Clara-None. BYU-None.
Attendance: 16116

Score by periods			1st	2nd	Total
Santa Clara			42	36	78
BYU			45	50	95

Last FG - SCU 2nd-02:12, BY 2nd-02:19.
Largest lead - SCU by 2 1st-16:22, BY by 17 2nd-08:08.

Official Basketball Box Score -- Game Totals -- Final Statistics
BYU at San Diego
01/16/12 7:05pm at San Diego, CA (Jenny Craig Pavilion)

BYU 82 • 16-4 (5-1 WCC)

#	Player	Total		3-Ptr		Rebounds		PF	TP	A	TO	Blk	Stl	Min
		FG	FGA	FT	FGA	Off	Def							
00	DAVIES, Brandon	* 3-9	0-0	6-10	6	6	12	2	2	2	2	1	32	
01	ABDOU, Charles	* 6-13	0-0	2-2	1	7	7	24	7	0	0	4	34	
02	CARLINO, Matt	* 2-12	1-6	2-2	0	1	1	2	7	3	3	1	0	29
03	HARTSOCK, Noah	* 5-10	2-5	2-2	1	6	7	2	14	2	4	1	0	25
04	ZYLSTRA, Brock	* 6-10	5-7	0-0	0	7	7	0	17	1	2	0	3	33
05	CUSICK, Craig	* 3-3	2-2	0-0	0	1	1	0	8	0	0	0	0	18
06	SHARP, Josh	* 0-0	0-0	1-2	0	0	0	1	1	0	0	0	0	6
07	MARTINEAU, Nick	* 0-0	0-0	0-0	0	0	0	0	0	0	0	0	0	2
08	WINDER, Anson	* 0-0	0-0	0-0	0	1	1	0	0	0	0	0	0	5
09	ROGERS, Stephen	* 1-1	0-0	0-0	0	0	0	0	2	0	0	0	0	5
10	HARRISON, Damarcus	* 0-0	0-0	0-0	0	1	1	0	0	1	0	0	1	10
11	AUSTIN, Nate	* 2-4	1-1	2-3	3	2	5	2	7	1	2	0	0	10
Totals		28-62	11-24	15-21	15	31	46	11	82	16	15	4	4	200

FG % 1st Half: 14-34 41.2% 2nd half: 14-28 50.0% Game: 28-62 45.2% Deadball Rebounds 2
3FG % 1st Half: 5-12 41.7% 2nd half: 6-12 50.0% Game: 11-24 45.8%
FT % 1st Half: 4-6 66.7% 2nd half: 11-15 73.3% Game: 15-21 71.4%

San Diego 63 • 6-11 (1-4 WCC)

#	Player	Total			3-PT			Rebounds			PF	TP	A	TO	Blk	Stl	Min
		FG	FGA	FT	FGA	FT	FTA	Off	Def	Tot							
02	RANCIFFER, Ken	* 3-6	1-2	0-0	3	1	4	2	7	2	2	0	1	23			
03	KRAMER, Dennis	* 6-15	0-2	3-3	2	6	8	1	15	3	0	4	2	34			
05	FAJEMISIN, Simi	* 0-0	0-0	1-2	0	2	2	4	1	0	0	0	1	15			
06	ANDERSON, Christopher	* 5-11	1-2	0-0	0	2	2	1	11	3	4	0	3	29			
07	DEE, Johnny	* 4-9	3-8	1-2	0	0	1	12	2	0	0	1	31				
08	NORRIS, Darian	* 1-6	1-4	0-0	0	3	3	0	3	2	1	0	0	18			
09	KERR, Nick	* 0-1	0-1	0-0	0	0	0	0	0	1	0	0	0	3			
10	MILES, Cameron	* 3-7	0-0	1-1	0	2	2	0	7	3	0	0	2	19			
11	BANKER, Blair	* 0-0	0-0	0-0	0	0	0	0	0	0	0	0	0	1			
12	SINIS, John	* 0-2	0-0	0-0	0	1	1	2	0	0	0	0	7				
13	MANRESA, Chris	* 2-2	0-0	3-4	2	2	2	3	1	1	2	0	20				
Totals		24-59	6-19	9-12	7	21	28	14	63	15	12	6	10	200			

FG % 1st Half: 10-25 40.0% 2nd half: 14-34 41.2% Game: 24-59 40.7% Deadball Rebounds 3
3FG % 1st Half: 1-6 16.7% 2nd half: 5-13 38.5% Game: 6-19 31.6%
FT % 1st Half: 8-10 80.0% 2nd half: 1-2 50.0% Game: 9-12 75.0%

Officials: Dick Cartmel, Mike Reed, Tony Padilla
Technical fouls: BYU-None, San Diego-None.
Attendance: 3204

Score by periods			1st	2nd	Total
BYU			37	45	82
San Diego			29	34	63

Last FG - BY 2nd-04:27, USD 2nd-00:58.
Largest lead - BY by 22 2nd-07:52, USD by 7 1st-15:32.

Official Basketball Box Score -- Game Totals -- Final Statistics
Loyola Marymount vs BYU
01/19/12 6:35 pm at Provo, Utah, Marriott Center

Loyola Marymount 82 • 11-8, 4-2

#	Player	FG		3-Ptr		Rebounds			PF	TP	A	TO	Blk	Stl	
		%	FGA	%	FTA	Off	Def	Tot							
03	IRELAND, Anthony	* 7-9	1-2	12-14	0	2	2	3	27	5	6	0	5	34	
05	HAMILTON, Ashley	* 3-7	0-0	3-5	2	5	7	3	9	0	1	0	0	23	
12	ARMISTEAD, LaRon	* 2-11	2-8	6-6	0	6	6	1	12	3	2	1	1	32	
22	OKONJI, Godwin	* 0-2	0-0	1-2	1	4	5	4	1	1	0	0	1	24	
04	VINEY, Drew	* 7-11	2-5	5-7	2	4	6	3	21	0	3	2	1	34	
01	ENGLISH, Bruce	* 1-3	1-3	2-2	0	1	1	2	5	0	1	0	0	7	
02	BLACKWELL, C.J.	* 1-3	1-2	0-0	0	0	0	0	3	1	0	0	1	9	
15	OSBORNE, Alex	* 2-3	0-0	0-0	0	2	2	4	0	4	0	1	1	16	
20	LAWSON, Quincy	* 0-1	0-0	0-0	0	1	1	1	0	0	0	0	0	4	
24	EGBEYEMI, Ayodeji	* 0-3	0-2	0-0	1	5	6	4	0	3	1	0	0	17	
Team															
Totals		23-53	7-22	29-36	9	33	42	25	82	13	14	4	10	200	

FG % 1st Half: 13-31 41.9% 2nd half: 10-22 45.5% Game: 23-53 43.4% Deadball Rebounds 4
3FG % 1st Half: 4-13 30.8% 2nd half: 3-9 33.3% Game: 7-22 31.8%
FT % 1st Half: 4-6 66.7% 2nd half: 25-30 83.3% Game: 29-36 80.6%

BYU 68 • 16-5, 2-2

#	PLAYER	Total				3-Ptr		Rebounds			PF	TP	A	TO	Blk	Stl
		FG	FGA	FT	FTA	FG	FGA	Off	Def	Tot						
00	DAVIES, Brandon	* 4-8	0-0	6-8	2	7	9	5	14	0	0	0	0	0	0	0
01	ABOU, Charles	* 3-9	4-0	4-5	1	1	2	5	10	1	2	3	0	2	0	0
10	CARLINO, Matt	* 2-10	1-7	0-0	1	3	4	4	5	1	3	3	0	0	0	0
13	ZYLSTRA, Brock	* 2-7	1-5	2-4	3	3	6	3	3	0	0	0	1	0	0	2
14	HEATH, Noah	* 11-15	0-0	0-0	0	0	0	0	0	28	0	0	0	0	0	0
20	CUSICK, Craig	* 0-3	0-2	0-0	0	0	0	0	1	0	1	0	4	1	0	2
22	SHARP, Josh	* 0-0	0-0	0-0	0	1	1	0	0	0	1	0	0	0	0	0
23	WILSON, Aaron	* 1-0	0-0	0-0	0	0	0	0	0	0	0	0	0	0	0	0
24	HARRISON, Damarcus	* 0-1	0-0	0-0	0	0	0	0	0	0	0	0	0	0	0	0
33	AUSTIN, Tane	* 0-2	0-2	0-2	0	0	2	2	1	2	0	0	0	0	0	0
	Team															
Totals		23-60	2-25	20-28	9	24	33	24	62	13	22	7	12	2	2	7

2011-12 SEASON STATS
BYU Combined Team Statistics (as of Jan 21, 2012)
All games

RECORD:	OVERALL	HOME	AWAY	NEUTRAL
ALL GAMES	17-5	10-2	4-2	3-1
CONFERENCE	6-2	3-1	3-1	0-0
NON-CONFERENCE	11-3	7-1	1-1	3-1

#	Player	gp-gs	min	avg	Total		3-Point		F-Throw		Rebounds								a	to	blk	stl	pts	avg
					fg-fga	fg%	3fg-fga	3fg%	ft-fga	ft%	off	def	tot	avg	pf	dq								
34	HARTSOCK, Noah	22-22	704	32.0	148-254	.583	8-27	.296	80-97	.825	29	90	119	5.4	47	0	36	34	36	17	384	17.5		
00	DAVIES, Brandon	22-22	607	27.6	115-227	.507	0-1	.000	81-113	.717	52	126	178	8.1	70	3	49	53	29	26	311	14.1		
10	CARLINO, Matt	12-11	316	26.3	52-117	.444	26-62	.419	21-27	.778	5	35	40	3.3	29	1	54	31	5	16	151	12.6		
01	ABOUO, Charles	22-22	590	26.8	83-187	.444	27-69	.391	59-79	.747	42	92	134	6.1	57	1	69	44	5	24	252	11.5		
13	ZYLSTRA, Brock	22-22	628	28.5	69-143	.483	40-93	.430	20-31	.645	19	76	95	4.3	40	0	48	36	2	27	198	9.0		
21	ROGERS, Stephen	14-2	230	16.4	41-85	.482	16-44	.364	10-15	.667	3	26	29	2.1	18	1	23	12	5	9	108	7.7		
33	AUSTIN, Nate	22-0	262	11.9	37-62	.597	6-15	.400	15-33	.455	29	56	85	3.9	52	2	11	12	9	4	95	4.3		
20	WINDER, Anson	21-6	323	15.4	26-73	.356	15-51	.294	16-25	.640	2	24	26	1.2	15	0	43	23	3	18	83	4.0		
24	HARRISON, Damarcus	19-0	182	9.6	27-81	.333	8-35	.229	7-15	.467	4	15	19	1.0	12	0	12	17	1	9	69	3.6		
02	CUSICK, Craig	22-3	347	15.8	22-46	.478	14-31	.452	13-19	.684	1	26	27	1.2	26	0	45	16	0	13	71	3.2		
12	SHARP, Josh	18-0	157	8.7	9-19	.474	1-4	.250	10-17	.588	12	20	32	1.8	16	0	10	12	2	3	29	1.6		
14	MARTINEAU, Nick	14-0	42	3.0	3-9	.333	2-3	.667	1-2	.500	1	5	6	0.4	1	0	6	3	0	2	9	0.6		
05	COLLINSWORTH, Chri	2-0	12	6.0	0-2	.000	0-1	.000	0-0	.000	0	1	1	0.5	3	0	1	3	1	0	0	0.0		
	Team										38	45	83				3							
	Total.....	22	4400		632-1305	.484	163-436	.374	333-473	.704	237	637	874	39.7	386	8	407	299	98	168	1760	80.0		
	Opponents.....	22	4373		510-1284	.397	150-479	.313	263-392	.671	210	512	722	32.8	412	-	297	325	68	137	1433	65.1		

TEAM STATISTICS	BY	OPP	Date	Opponent	Score	Att.
SCORING	1760	1433	11/11/11	at Utah State	L 62-69	10270
Points per game	80.0	65.1	11/15/11	BYU-HAWAII	w 73-52	13435
Scoring margin	+14.9	-	11/18/11	LONGWOOD	w 92-60	10173
FIELD GOALS-ATT	632-1305	510-1284	11/22/11	PRAIRIE VIEW A&M	w 90-51	11760
Field goal pct	.484	.397	11/25/11	vs Nevada	w 76-55	3424
3 POINT FG-ATT	163-436	150-479	11/26/11	vs Wisconsin	L 56-73	2634
3-point FG pct	.374	.313	11/30/11	vs Northern Arizona	w 87-52	3215
3-pt FG made per game	7.4	6.8	12/03/11	vs Oregon	w 79-65	12845
FREE THROWS-ATT	333-473	263-392	12/07/11	WEBER STATE	w 94-66	11676
Free throw pct	.704	.671	12/10/11	at Utah	w 61-42	10327
F-Throws made per game	15.1	12.0	12/17/11	BAYLOR	L 83-86	22700
REBOUNDS	874	722	12/20/11	BUFFALO	w 93-78	9632
Rebounds per game	39.7	32.8	12/22/11	UC SANTA BARBARA	w 89-75	10670
Rebounding margin	+6.9	-	12/27/11	CAL STATE SAN MARCOS	w 79-51	13007
ASSISTS	407	297	* 12/29/11	at Saint Mary's (CA)	L 82-98	3500
Assists per game	18.5	13.5	* 12/31/11	SAN DIEGO	w 88-52	16369
TURNOVERS	299	325	* 01/05/12	at Loyola Marymount	w 73-65	3073
Turnovers per game	13.6	14.8	* 01/07/12	SAN FRANCISCO	w 81-56	14823
Turnover margin	+1.2	-	* 01/14/12	SANTA CLARA	w 95-78	16116
Assist/turnover ratio	1.4	0.9	* 01/16/12	at San Diego	w 82-63	3204
STEALS	168	137	* 01/19/12	LOYOLA MARYMOUNT	L 68-82	12751
Steals per game	7.6	6.2	* 01/21/12	at Pepperdine	w 77-64	3104
BLOCKS	98	68				
Blocks per game	4.5	3.1				
ATTENDANCE	163112	55596				
Home games-Avg/Game	12-13593	6-5580				
Neutral site-Avg/Game	-	4-5530				

* = Conference game

Score by Periods	1st	2nd	Totals
BYU	821	939	1760
Opponents	662	771	1433



2011-12 SEASON STATS
BYU Combined Team Statistics (as of Jan 21, 2012)
Conference games

RECORD:	OVERALL	HOME	AWAY	NEUTRAL
ALL GAMES	6-2	3-1	3-1	0-0
CONFERENCE	6-2	3-1	3-1	0-0
NON-CONFERENCE	0-0	0-0	0-0	0-0

##	Player	gp-gs	min	avg	Total		3-Point		F-Throw		Rebounds				pf	dq	a	to	blk	stl	pts	avg
					fg-fga	fg%	3fg-fga	3fg%	ft-fa	ft%	off	def	tot	avg								
00	DAVIES, Brandon	8-8	243	30.4	53-96	.552	0-0	.000	48-68	.706	19	58	77	9.6	29	1	22	23	14	10	154	19.3
34	HARTSOCK, Noah	8-8	261	32.6	54-95	.568	2-11	.182	29-36	.806	6	29	35	4.4	19	0	10	21	7	4	139	17.4
01	ABOUO, Charles	8-8	225	28.1	28-71	.394	6-24	.250	23-28	.821	9	27	36	4.5	21	1	30	8	0	7	85	10.6
10	CARLINO, Matt	8-8	210	26.3	28-73	.384	14-40	.350	12-16	.750	4	24	28	3.5	19	1	35	17	3	7	82	10.3
13	ZYLSTRA, Brock	8-8	247	30.9	24-47	.511	14-32	.438	8-14	.571	8	35	43	5.4	18	0	16	12	0	9	70	8.8
33	AUSTIN, Nate	8-0	102	12.8	14-25	.560	2-6	.333	7-16	.438	17	22	39	4.9	17	1	6	2	2	1	37	4.6
02	CUSICK, Craig	8-0	139	17.4	11-19	.579	9-12	.750	4-6	.667	0	10	10	1.3	9	0	13	7	0	6	35	4.4
21	ROGERS, Stephen	4-0	32	8.0	3-11	.273	1-6	.167	2-2	1.000	1	6	7	1.8	4	0	5	1	0	1	9	2.3
20	WINDER, Anson	8-0	77	9.6	5-19	.263	3-13	.231	4-4	1.000	0	6	6	0.8	6	0	8	6	0	9	17	2.1
24	HARRISON, Damarcus	6-0	27	4.5	4-14	.286	1-4	.250	0-0	.000	0	5	5	0.8	2	0	1	4	0	0	9	1.5
14	MARTINEAU, Nick	3-0	10	3.3	1-2	.500	1-1	1.000	0-0	.000	0	0	0	0.0	0	0	0	0	0	0	3	1.0
12	SHARP, Josh	6-0	27	4.5	0-1	.000	0-0	.000	6-8	.750	2	3	5	0.8	2	0	1	2	2	1	6	1.0
Team											18	15	33				2					
Total.....		8	1600		225-473	.476	53-149	.356	143-198	.722	84	240	324	40.5	146	4	147	105	28	55	646	80.8
Opponents.....		8	1573		187-473	.395	54-190	.284	130-183	.710	76	193	269	33.6	160	-	112	102	25	56	558	69.8

TEAM STATISTICS	BY	OPP	Date	Opponent	Score	Att.
SCORING	646	558	* 12/29/11	at Saint Mary's (CA)	L 82-98	3500
Points per game	80.8	69.8	* 12/31/11	SAN DIEGO	w 88-52	16369
Scoring margin	+11.0	-	* 01/05/12	at Loyola Marymount	w 73-65	3073
FIELD GOALS-ATT	225-473	187-473	* 01/07/12	SAN FRANCISCO	w 81-56	14823
Field goal pct	.476	.395	* 01/14/12	SANTA CLARA	w 95-78	16116
3 POINT FG-ATT	53-149	54-190	* 01/16/12	at San Diego	w 82-63	3204
3-point FG pct	.356	.284	* 01/19/12	LOYOLA MARYMOUNT	L 68-82	12751
3-pt FG made per game	6.6	6.8	* 01/21/12	at Pepperdine	w 77-64	3104
FREE THROWS-ATT	143-198	130-183	* = Conference game			
Free throw pct	.722	.710				
F-Throws made per game	17.9	16.3				
REBOUNDS	324	269				
Rebounds per game	40.5	33.6				
Rebounding margin	+6.9	-				
ASSISTS	147	112				
Assists per game	18.4	14.0				
TURNOVERS	105	102				
Turnovers per game	13.1	12.8				
Turnover margin	-0.4	-				
Assist/turnover ratio	1.4	1.1				
STEALS	55	56				
Steals per game	6.9	7.0				
BLOCKS	28	25				
Blocks per game	3.5	3.1				
ATTENDANCE	60059	12881				
Home games-Avg/Game	4-15015	4-3220				
Neutral site-Avg/Game	-	0-0				

Score by Periods	1st	2nd	Totals
BYU	305	341	646
Opponents	265	293	558

