

# BYUBASKETBALL

Kyle Chilton, BYU Athletic Communications | O: (801) 422-4909 | C: (801) 372-2080 | kyle\_chilton@byu.edu | 30 Smith Fieldhouse • Provo, UT • 84602

## BYU 2014-15 SCHEDULE

Q29	Wed	Cougar Tipoff	BYUtv	
N1	Sat	Colorado School of Mines (Exh)	BYUtv	W, 82-64
N8	Sat	Seattle Pacific (Exh)	BYUtv	W, 75-44
N14	Fri	Long Beach State	BYUtv	W, 95-90
N18	Tue	Arkansas-Little Rock*	BYUtv	W, 91-62
N19	Wed	Southern Virginia	BYUtv	7 p.m.
N24	Mon	vs. San Diego State*	ESPN2	6:30 p.m.
N25	Tue	vs. Chaminade or Pittsburgh*	ESPN or ESPN2	TBA
N26	Wed	vs. TBA*	ESPN Network	TBA
N29	Sat	Eastern Kentucky	BYUtv	7 p.m.
D2	Tue	at Utah State	CBS SN	7 p.m.
D6	Sat	vs. Hawaii#	BYUtv	4 p.m.
D10	Wed	Utah	ESPNU	7 p.m.
D13	Sat	at Weber State	KJZZ	7 p.m.
D20	Sat	Stanford	ESPNU	9 p.m.
D23	Tue	UMass	BYUtv	7 p.m.
D27	Sat	Gonzaga	ESPN2	4 p.m.
D29	Mon	Portland	BYUtv	7 p.m.
J1	Thu	at Santa Clara	BYUtv	2 p.m.
J3	Sat	at San Francisco	CSN Bay Area	8 p.m.
J8	Thu	Pepperdine	ESPNU	9 p.m.
J10	Sat	Loyola Marymount	BYUtv	7 p.m.
J15	Thu	at Pacific	ESPNU	8 p.m.
J17	Sat	at Saint Mary's	ESPN2	8 p.m.
J24	Sat	at San Diego	TWC/Root/CSN CA	1 p.m.
J29	Thu	San Francisco	ESPNU	9 p.m.
J31	Sat	Santa Clara	BYUtv	7 p.m.
F5	Thu	at Pepperdine	TWC	8 p.m.
F7	Sat	at Loyola Marymount	TWC/Root/CSN CA	1 p.m.
F12	Thu	Saint Mary's	ESPN or ESPN2	7 p.m.
F14	Sat	Pacific	BYUtv	7 p.m.
F19	Thu	San Diego	ESPNU	8 p.m.
F26	Thu	at Portland	Root	7 p.m.
F28	Sat	at Gonzaga	ESPN or ESPN 2	TBA

^ Exhibition  
 \* EA SPORTS Maui Invitational  
 # at EnergySolutions Arena  
 All times local to site

## SOCIAL MEDIA



Website: [www.BYUcougars.com](http://www.BYUcougars.com)  
 Facebook: [/BYUbasketball](https://www.facebook.com/BYUbasketball) | [/BYUcougars](https://www.facebook.com/BYUcougars)  
 Twitter: [@BYUbasketball](https://twitter.com/BYUbasketball) | [@BYUcougars](https://twitter.com/BYUcougars)  
 Instagram: [BYUcougars](https://www.instagram.com/BYUcougars)  
 Vine: [BYUcougars](https://vine.co/BYUcougars)  
 Hashtag: [#BYUhoops](https://www.instagram.com/hashtag/BYUhoops)



## SVU (1-0, 0-0 Capital Athletic) KNIGHTS

Head Coach: Tony Caputo  
 Alma Mater: Weber State, 1984  
 Division I Career Record: 24-23 (3rd)  
 Record at SVU: Same

## GAME INFORMATION

TV: BYUtv  
 TV Talent: Dave McCann (play-by-play), Blaine Fowler (analyst), Spencer Linton (sideline)  
 Live Video: BYUtvSports.com  
 Radio: Cougar IMG Sports Network, KSL 102.7 FM / 1160 AM  
 Radio Talent: Greg Wrubell (play-by-play), Mark Durrant (analyst)  
 Live Stats: BYUcougars.com

## SERIES INFORMATION

Series Record: First meeting  
 Last Meeting: First meeting  
 H/A/N: 0-0/0-0/0-0



## BYU (2-0, 0-0 WCC) COUGARS

Head Coach: Dave Rose  
 Alma Mater: Houston, 1983  
 Division I Career Record: 234-78 (10th)  
 Record at BYU: Same

## BYU STORYLINES

- BYU has opened its 10th season under Dave Rose with back-to-back wins. Rose is BYU's all-time leader in winning percentage at 75.0 percent and second in career wins at 234. He has led the Cougars to nine-straight 20-win seasons and nine-straight postseason appearances (7 NCAA tournament appearances).
- Senior guard Tyler Haws, the 2013-14 West Coast Conference Player of the Year, has been named by the coaches to the preseason All-WCC team and the Wooden Award Preseason Top 50. Haws led the league in scoring and was sixth in the NCAA in 2013-14 at 23.2 points per game.
- Junior guard Kyle Collinsworth was selected by the WCC coaches to the preseason All-WCC team. Collinsworth, an All-WCC performer last season, is coming off a torn ACL suffered at the end of last season.

## BYU'S PROJECTED STARTING LINEUP (BASED ON PREVIOUS GAME)



**#5 | Kyle Collinsworth**  
 Guard  
 6-6 | 210 | Jr.  
 Provo, Utah  
 Provo HS

GP/GS	MPG	Pts	Reb	Ast	Stl	FG%	3PT%	FT%
2/2	15.0	5.5	5.0	3.5	1.0	.455	.000	.250

**Last Game:** Scored 5 points, grabbed 8 rebounds and had 6 assists against UALR  
**Notes:** Named All-WCC First Team in 2013-14 ... led BYU in rebounding and assists and was second on the team in steals and scoring last season ... was ranked in the top 100 in the NCAA in rebounding, assists and steals ... a team captain



**#1 | Chase Fischer**  
 Guard  
 6-3 | 195 | Jr.  
 Ripley, West Virginia  
 Wake Forest

GP/GS	MPG	Pts	Reb	Ast	Stl	FG%	3PT%	FT%
2/2	29.5	18.0	2.5	3.0	1.0	.524	.533	1.000


**Last Game:** Scored 18 points on 7 of 12 shooting from the field and 4 of 7 shooting from three and added 2 boards, 1 assist and 1 steal vs. UALR  
**Notes:** Has scored 17 and 19 points in his first two games at BYU ... has hit 4 threes in each of his first two games



**#3 | Tyler Haws**  
 Guard  
 6-5 | 195 | Sr.  
 Alpine, Utah  
 Lone Peak HS

GP/GS	MPG	Pts	Reb	Ast	Stl	FG%	3PT%	FT%
2/2	31.5	19.5	3.5	3.0	2.5	.542	.333	.833

**Last Game:** Scored 18 points and added 5 assists, 4 rebounds and 2 steals vs. UALR  
**Notes:** The WCC Player of the Year and an AP All-America honorable mention ... led the WCC and was sixth in the NCAA in scoring ... a team captain ... has scored in double figures in 50-consecutive games



**#33 | Nate Austin**  
 Forward  
 6-11 | 230 | Sr.  
 Alpine, Utah  
 Utah

GP/GS	MPG	Pts	Reb	Ast	Blk	FG%	3PT%	FT%
2/2	28.0	7.0	10.0	1.5	1.0	.714	1.000	.750

**Last Game:** Had a near double-double with 8 points and 11 rebounds vs. UALR ... hit 4 of 4 from the field  
**Notes:** Has started BYU's last 42 games, dating back to the last five games of the 2012-13 season



**#41 | Luke Worthington**  
 Forward  
 6-10 | 235 | So.  
 Mequon, Wisconsin  
 Homestead HS

GP/GS	MPG	Pts	Reb	Ast	Stl	FG%	3PT%	FT%
2/2	14.5	4.5	3.0	0.0	0.5	.444	.000	.500


**Last Game:** Tied his career highs in points and rebounds with 7 points and 4 boards vs. UALR ... also had 1 steal  
**Notes:** Started three games in 2013-14 and started both of BYU's exhibitions ... has started BYU's first two games in 2014-15 to give him five career starts

## OFF THE BYU BENCH

No.	Name	Pos.	Ht.	Wt.	Yr.	Pts.	Reb.	Hometown (Previous School)	Notes
2	Jordan Ellis	G	6-1	180	Jr.	0.0	0.0	Medford, Ore. (Portland State)	Missed the Long Beach State game due to injury
10	Ryan Andrus	F	6-11	215	Fr.	0.0	0.0	American Fork, Utah (American Fork HS)	Saw the first action of his career as he played 1 minute vs. UALR
12	Josh Sharp	F	6-7	190	Sr.	1.5	0.5	Highland, Utah (Utah)	Had 3 points and 1 board vs. UALR
15	Jake Toolson	G	6-5	215	Fr.	1.5	2.5	Gilbert, Ariz. (Highland HS)	Scored his first career points with a 3 vs. UALR
20	Anson Winder	G	6-3	190	Sr.	10.5	5.5	Las Vegas, Nev. (Bishop Gorman HS)	Had 9 points, 5 boards, 2 assists and a steal vs. UALR
23	Skyler Halford	G	6-1	175	Sr.	11.0	5.0 (agg)	Orem, Utah (SLCC)	Totaled 4 points and 3 assists vs. UALR
24	Frank Bartley IV	G	6-3	200	So.	2.5	1.0	Baton Rouge, La. (Future College Prep)	Had 2 points, 1 rebound and 2 assists vs. UALR
25	Jordan Chatman	G	6-5	190	Fr.	0.0	0.0	Vancouver, Wash. (Union HS)	Gatorade state player of the year as a HS senior ... averaged 21 points, 6 rebounds
30	Dalton Nixon	F	6-7	215	Fr.	2.0	0.5	Orem, Utah (Orem HS)	Scored his first career points on two dunks vs. UALR
35	Isaac Neilson	C	6-11	225	Fr.	7.0	1.5	Mission Viejo, Calif. (Mission Viejo HS)	Had 4 points and 2 boards vs. UALR
44	Corbin Kaufusi	C	6-10	245	Fr.	2.5	2.5	Provo, Utah (Timpview HS)	Totaled 5 points and 4 boards vs. UALR

**CAREER HIGHLIGHTS**

- 234-78 overall record (second all-time at BYU in wins) for a BYU record .750 winning percentage
- Currently 11th among active coaches in the NCAA in career winning percentage
- Reached 200 career victories in his 259th game as a head coach, 15th fastest in NCAA history
- With 232 victories through nine seasons is fifth all-time for best career starts by wins in NCAA history
- With 209 victories through first eight seasons is fourth all-time for best career starts by wins in NCAA history
- With 185 victories through first seven seasons is fourth all-time for best career starts by wins in NCAA history
- With 159 victories through first six seasons is tied for third all-time for best career starts by wins in NCAA history
- With 127 victories through five seasons is sixth all-time for best career starts by wins in NCAA history
- Streak of nine-consecutive 20-win seasons is tied for 20th all-time in NCAA history and tied for the 10th longest current streak
- Four Mountain West Conference regular season titles, a BYU and MWC record
- Three-time MWC Coach of the Year (2006, 2007, 2011)
- Two-time USBWA District VIII Coach of the Year (2006, 2011)
- Naismith Coach of the Year Finalist in 2011
- Honorable Mention for National Coach of the Year by Scout.com (2006)
- Seven trips to the NCAA tournament (a BYU record), including six-consecutive trips from 2007 to 2012 (a BYU record)
- Six-consecutive 25-win seasons (2006-11), and nine-consecutive 20-win seasons, both BYU records
- Holds top two spots for wins in a season in BYU history with 32 in 2010-11 and 30 in 2009-10
- Only BYU coach to win at least 20 games in each of his first nine seasons
- Took BYU to the Sweet 16 in 2011 for the first time since 1981
- Coached Jimmer Fredette, the 2011 Consensus National Player of the Year
- Inducted into the Dixie State Athletics Hall of Fame on Sept. 14, 2013



**COACHING EXPERIENCE**

- BYU Head Coach (2005-present)
- BYU Associate Head Coach (2000-2005)
- BYU Assistant Coach (1997-2000)
- Dixie State Head Coach (1990-1997)
- Dixie State Assistant Coach (1987-1990)
- Assistant coach at Pine View High School (1986-87)
- Head coach at Millard High School (1983-86)

**SERVICE**

- A member of the National Coaches vs. Cancer Council
- Assisting with the Hope Lodge, a facility to be constructed in Salt Lake City to house families of cancer patients
- NABC Game Pillar Award for Service in 2008
- 63rd recipient of the Dale Rex Memorial Award
- Honorary Chair of the Children with Cancer Christmas Foundation
- Was the first coach in the state of Utah to participate in the American Cancer Society's nationwide Coaches vs. Cancer campaign
- Lobbied before Congress for more funding for cancer research in September 2010

**EDUCATION**

- Houston (1983, B.A.)

**PLAYING CAREER**

- Played baseball and basketball at Dixie State College
- Played for Houston from 1980-83 (played in 1980-81 and 82-83, redshirted in 1981-82)
- Co-Captain on the famous "Phi-Slamma Jamma" team that featured Hakeem (then Akeem) Olajuwon and Clyde Drexler
- Helped Houston achieve a No. 1 ranking and reach the national championship game in 1983

**MISSION**

- Manchester England (1977-79)

**PERSONAL/FAMILY**

- Wife: Cheryl
- Children: Daughter Chanell and husband Brock Reichner, son Garrett and wife Brooke, daughter Taylor
- Dave and Cheryl Rose have seven grandchildren

**ROSE'S BYU COACHING LEDGER**

Season	Overall	Pct.	Home	Pct.	Away	Pct.	Neutral	Pct.	Conf.	Pct.	Tourney	NCAA/NIT
05-06	20-9	.690	14-1	.933	5-7	.417	1-2	.500	12-4	.750	0-1	0-1 NIT
06-07	25-9	.735	17-0	1.000	6-7	.462	2-2	.500	13-3	.813	2-1	0-1 NCAA
07-08	27-8	.771	16-0	1.000	9-3	.615	3-3	.500	14-2	.875	2-1	0-1 NCAA
08-09	25-8	.758	14-2	.875	8-5	.750	2-3	.400	12-4	.750	1-1	0-1 NCAA
09-10	30-6	.833	15-1	.938	10-4	.714	5-1	.833	13-3	.813	1-1	1-1 NCAA
10-11	32-5	.865	13-1	.929	10-1	.909	9-3	.750	14-2	.875	2-1	2-1 NCAA
11-12	26-9	.743	13-3	.813	8-3	.727	5-3	.625	12-4	.750	1-1	1-1 NCAA
12-13	24-12	.667	15-3	.833	7-5	.583	2-4	.333	10-6	.625	0-1	3-1 NIT
13-14	23-12	.657	14-1	.933	5-8	.385	4-3	.571	13-5	.722	2-1	0-1 NCAA
14-15	2-0	1.000	2-0	1.000	0-0	.000	0-0	.000	0-0	.000	0-0	0-0
Totals	234-78	.750	133-12	.917	68-43	.613	33-23	.589	113-33	.774	11-9	7-9

**TOP CAREER START BASED ON CURRENT NUMBER OF YEARS (THROUGH 2013-14)**

Coch, School	Yrs.	W	L	Pct.
Brad Underwood, Stephen F. Austin	1	32	3	.914
Kevin Ollie, UConn	2	52	18	.743
Steve Prohm, Murray State	3	75	23	.765
Fred Hoiberg, Iowa State	4	90	47	.657
Andy Toole, Robert Morris	4	90	50	.643
Shaka Smart, VCU	5	137	46	.749
John Groce, Illinois	6	128	84	.604
Buzz Williams, Virginia Tech	7	153	86	.640
Tim Cluess, Iona	8	190	68	.736
<b>Dave Rose, BYU</b>	<b>9</b>	<b>232</b>	<b>78</b>	<b>.748</b>
Sean Miller, Arizona	10	249	95	.724
Jamie Dixon, Pittsburgh	11	288	96	.750
Mike Anderson, Arkansas	12	259	137	.654
Randy Bennett, Saint Mary's	13	286	137	.676
Thad Matta, Ohio State	14	377	114	.768
Mark Few, Gonzaga	15	403	100	.801

**BEST CAREER STARTS BY WINS, 9 SEASONS**

Coch, School	Date	W	L	Pct.
Roy Williams, Kansas	1989-97	247	58	.810
Everett Case, NC State	1947-55	241	56	.811
Jamie Dixon, Pittsburgh	2004-12	238	77	.756
Mark Few, Gonzaga	2000-08	236	60	.797
<b>Dave Rose, BYU</b>	<b>2006-14</b>	<b>232</b>	<b>78</b>	<b>.748</b>
Thad Matta, Butler, Xavier, OSU	2001-09	229	77	.748
Denny Crum, Louisville	1972-80	219	55	.799
Jerry Tarkanian, LBSU, UNLV	1969-76	218	33	.869
Sean Miller, Xavier, Arizona	2005-13	216	90	.706
Bruce Weber, S. Ill., Illinois	1999-07	215	82	.724

**ROSE'S MILESTONE VICTORIES**

Win	Date	Opponent	Score	Record
25	12/06/06	San Jose State	81-69	25-11 (.694)
50	11/23/07	vs. No. 6 Louisville	78-76	50-18 (.735)
75	11/20/08	North Florida	74-41	75-26 (.743)
100	11/20/09	at Hawaii	83-65	100-34 (.746)
125	03/06/10	at TCU	107-77	125-38 (.767)
150	02/09/11	at Air Force	90-52	150-42 (.781)
175	01/16/12	at San Diego	82-63	175-49 (.781)
200	01/19/13	San Diego	74-57	200-59 (.772)
225	02/06/14	Santa Clara	89-76	225-75 (.750)

**BYU VS. SOUTHERN VIRGINIA**

Overall Series Record: 0-0  
 BYU Record in Provo: 0-0  
 BYU Record at SVU: 0-0  
 BYU Record at Neutral Sites: 0-0  
 BYU Record Under Dave Rose: 0-0

**Series vs. Southern Virginia**

First meeting

**Southern Virginia's projected starting lineup**

No.	Name	Ht.	Pos.	Ppg	Rpg
4	Wesley Evans		F	9.0	11.0
45	Justin Langford		F	9.0	6.0
21	Kaleio Manuela		C	7.0	7.0
1	Preston Eaton		G	35.0	9.0
12	Emmitt Mosely		G	7.0	3.0

**Southern Virginia's last game**

W, 110-101 (3OT) vs. Emory & Henry, 11/15/14

BYU	CATEGORY	SVU
2-0, 0-0	W-L	1-0, 0-0
8-2	Last 10	3-7
3-2	Last 5	2-3
93.0	PPG	110.0
76.0	Opp PPG	101.0
+17.0	Margin	+9.0
.528	FG%	.420
.442	FG% Def	.425
.409	3FG%	.400
9.0	3FG/Game	10.0
.475	Opp 3FG%	.419
.717	FT%	.780
40.0	RPG	60.0
31.0	Opp RPG	41.0
+9.0	Margin	+19.0
20.5	Assist/Game	16.0
14.0	TO/Game	18.0
16.0	Opp TO/Game	16.0
+2.0	Margin	-1.0
7.5	Steals/Game	9.0
1.5	Blocks/Game	6.0

**BY THE NUMBERS**

- 1** Tyler Haws is the only player in BYU history to surpass 1,700, 1,800 or 1,900 career points during his junior season. The previous record holder for points through a junior season by a Cougar was Danny Ainge, who scored 1,685 in his first three years at BYU. Haws and Ainge are the only Cougars to reach 1,000 career points as sophomores.
- 2** The number of players in the NCAA ranked in the top 100 in the country in rebounds, assists and steals in 2013-14: Kyle Collinsworth and UCLA's Kyle Anderson. Collinsworth averaged 8.1 boards, 4.6 assists and 1.7 steals to rank 86th, 83rd and 89th in each category, respectively.
- 4** The number of conference players of the year for BYU since Dave Rose became head coach in 2005. Keena Young (2007), Lee Cummond (2008) and Jimmer Fredette all earned Mountain West Conference Player of the Year honors. Tyler Haws became BYU's first West Coast Conference Player of the Year in 2014.
- 7** The number of times a player in the West Coast Conference has scored 35 points or more in a single game since BYU joined the league in 2011. Five of the seven instances have been achieved by Tyler Haws: 42 vs. Virginia Tech on 12/29/12, 37 vs. Washington on 3/19/13, 35 vs. Pepperdine on 1/9/14, 48 at Portland on 1/23/14 and 38 vs. Pacific on 1/30/14. The other two players to reach 35 are Stephen Holt of Saint Mary's (35 on 2/22/14) and Jared Brownridge of Santa Clara (38 on 3/1/14).
- 8** The number of career games for Tyler Haws shooting 100 percent from the free throw line with a minimum of 10 attempts, a BYU record. He hit 10 of 10 at Wyoming on Feb. 20, 2010, 12 of 12 vs. Cal State Northridge on Nov. 24, 2012, 10 of 10 vs. Utah on Dec. 8, 2012, 10 of 10 at Weber State on Dec. 15, 2012, 14 of 14 at Loyola Marymount on March 2, 2013, 11 of 11 vs. Wichita State on Nov. 26, 2013, 14 of 14 vs. San Francisco on March 10, 2014 and 11 of 11 vs. Gonzaga on March 11, 2014.
- 9** Including an at-large bid to the 2014 NCAA Tournament, BYU has reached the postseason in nine-straight years under BYU coach Dave Rose. In his first season on the job, he took the Cougars to the 2006 NIT. That was followed by six-straight trips to the NCAA tournament (2007 to 2012) and a bid to the 2013 NIT.
- 9** The number of seasons Dave Rose has been BYU's head coach and the number of consecutive seasons BYU has won at least 20 games, the longest streak in program history.
- 50** The number of consecutive games Tyler Haws has scored in double figures, a career-best streak and the 4th-best streak in BYU history.
- 88.6** Tyler Haws' career free-throw percentage, first all-time in BYU history. He has hit 528 of 596 from the line in his career.
- 90.0** BYU's winning percentage in home openers under Dave Rose (9-1). The Cougars opened this season with a 95-90 win over Long Beach State on Nov. 14. Last year, BYU defeated Weber State 81-72 in the season/home opener. Rose lost his first home opener (also the season opener in 2005) but has since won the last nine home openers.
- 234** Dave Rose (2005 to present) is second all-time in BYU basketball history with 234 career victories, behind only the great Stan Watts, who coached the Cougars to 371 wins from 1949 to 1972 and was inducted into the Naismith Memorial Basketball Hall of Fame in 1986. Rose and Watts are the only BYU coaches to coach at least 300 career games.
- 1,983** The number of points Tyler Haws has scored in his career, good for 5th all-time and 302 from tying Devin Durrant for 4th. He needs 17 to reach the 2,000 career-point milestone.

**LAST TIME OUT – FISCHER, HAWS LEAD BYU OVER ARKANSAS-LITTLE ROCK**

PROVO, Utah – Nineteen points from Chase Fischer and 18 from Tyler Haws led BYU to a 91-62 win over Arkansas-Little Rock Tuesday night at the Marriott Center. A strong second half including a 19-3 run allowed the Cougars to win by almost 30.

Fischer led the Cougars with 19 points on 7 of 12 shooting, including 4 of 7 from behind the 3-point line. Haws added 18 points on 6 of 11 shooting while grabbing four rebounds and dishing out five assists. Nate Austin scored eight points and led the team with 11 rebounds while Kyle Collinsworth pulled down eight boards, scored five points and handed out six assists.

BYU (2-0, 0-0 WCC) shot 53.6 percent from the field and 35.0 percent from three, while outrebounding the Trojans 47-33. BYU picked it up on the defensive end holding Arkansas-Little Rock (1-1, 0-0 Sun Belt) to 34.4 percent shooting in the game.

Luke Worthington got the crowd on their feet when he caught the ball in the post, made a nice spin move and slammed the ball home. Roger Woods kept the Trojans in the game with five early points as the Cougars led 13-11 at the first media timeout.

After a run from the Trojans to get within one, Fischer caught a pass on the left wing and pump-faked to get his man in the air. He made the jumper and was fouled. He made the free throw putting the Cougars back up by four. After a close game throughout the first half, the Cougars stepped up their defensive effort to close out the half and took a 37-28 lead at the break.

BYU's defense stifled the Trojans as they held Arkansas-Little Rock to 26 percent shooting in the first half, while the Cougars shot at a 47 percent clip. The Trojans knocked down 10 of 12 free throws while the Cougars struggled from the charity stripe making just 7 of 14 attempts. The Cougars outrebounded the Trojans 24 to 18, while scoring 16 points in the paint compared to Arkansas-Little Rock's two.

Fischer and Haws led all first-half scorers with nine points each. Worthington added seven first-half points, which tied his career high. Collinsworth added six assists and Nate Austin led the team with five rebounds in the half.

The Cougars came out hot to start the second half. After a steal on defense by Skyler Halford, he pushed the ball up the court and found Fischer for a 3-pointer. After another defensive stop, Haws found an opening in the left corner and buried a three of his own to put BYU up 45-31.

Haws brought down the house when he stole the ball on defense and took it coast-to-coast and finished with the two-handed slam to cap a 14-3 BYU run to push the score to 51-33.

Roger Woods hit 1 of 2 free throws to cap a 10-0 Trojan run to get the game back to single digits. Anson Winder didn't let that last too long, after he made shot he knocked down a 3-pointer to push BYU's lead back to 12 with 12:44 left to play.

BYU proved to be too much for the Trojans in the second half, outscoring them 54-34 in the final 20 minutes to seal the 29-point win.

**QUICK FACTS**

**University Information**

Location: Provo, Utah 84602  
 Elevation: 4,553 feet  
 Enrollment: 33,336 (Daytime)  
 Founded: October 15, 1875  
 Owned: The Church of Jesus Christ of Latter-day Saints  
 Nickname: Cougars  
 Mascot: Cosmo  
 Colors: Blue and White  
 Arena (capacity): Marriott Center (20,900)  
 Conference: West Coast Conference  
 President: Kevin J Worthen (BYU, 1979)  
 Athletic Director: Tom Holmoe (BYU, 1983)  
 Athletic Website: BYUCougars.com  
 Tickets: (801) 422-BYU1 or (800) 322-BYU1

**2014-15 Preview**

Lettermen Returning/Lost: 8/4  
 Newcomers: 6  
 Starters Returning/Lost: 4/1  
 Returning Scoring: 70.3% (2,061 of 2,931 pts)  
 Returning Rebounding: 67.9% (972 of 1,432 reb)  
 Returning Assists: 66.4% (361 of 544 ast)  
 Returning Blocks: 71.8% (74 of 103)  
 Returning Minutes: 74.6% (5,317 of 7,125)

**2013-14 Review**

Overall Record: 23-12  
 Conference Record/Finish: 13-5 (2nd)  
 2014 Postseason: (0-1 in the NCAA tournament)  
 2nd Round: Oregon – L, 68-87  
 2014 Final National Ranking: NR/NR

**BYU Coaching Staff**

Head Coach: Dave Rose  
 Alma Mater (year): Houston (1983)  
 Record at School (years): 234-78 (10th year)  
 Career Division I Record (years): same  
 Basketball Office Fax: (801) 422-5965  
 Assistant Coaches (Alma Mater, year)  
 Terry Nashif (BYU, 2005)  
 Tim LaComb (Utah, 2006)  
 Mark Pope (Kentucky, 1996)  
 Dir. of Basketball Operations: Cody Fueger (Utah, 2006)

**BYU History**

First Year of Basketball: 1903  
 All-Time Record: 1715-1038 (.623)  
 Winning Seasons: 87 (last 2014)  
 Regular Season Conf. Championships: 29 (last 2011)  
 Postseason Appearances (record): 39 (30-40)  
 Total NCAA Appearances (record): 28 (15-31)  
 Last NCAA Appearance: 2014  
 Second Round: L vs. No. 7 seed Oregon, 68-87  
 Total NIT Appearances (Record): 11 (15-9)  
 Last NIT Appearance: 2013  
 Result: Advanced to the semifinals

**2014-15 BYU STARTING LINEUPS**

Opponent	(1)	(2)	(3)	(4)	(5)
Long Beach State	Collinsworth	Fischer	Haws	Austin	Worthington
Arkansas-Little Rock	Collinsworth	Fischer	Haws	Austin	Worthington
Southern Virginia					
vs. San Diego State					
vs. Pittsburgh/Chaminade					
vs. TBD					
Eastern Kentucky					
at Utah State					
vs. Hawai'i					
Utah					
at Weber State					
Stanford					
UMass					
Gonzaga					
Portland					
at Santa Clara					
at San Francisco					
Pepperdine					
Loyola Marymount					
at Pacific					
at Saint Mary's					
at San Diego					
San Francisco					
Santa Clara					
at Pepperdine					
at Loyola Marymount					
Saint Mary's					
Pacific					
San Diego					
at Portland					
at Gonzaga					
Won-Loss Records	(1)	(2)	(3)	(4)	(5)
2-0	Collinsworth	Fischer	Haws	Austin	Worthington

**GAMES PLAYED (RECORD)**

	2014-15	Career
Tyler Haws	2 (2-0)	106 (77-29)
Nate Austin	2 (2-0)	108 (75-33)
Anson Winder	2 (2-0)	102 (72-30)
Josh Sharp	2 (2-0)	94 (64-30)
Kyle Collinsworth	2 (2-0)	72 (56-16)
Skyler Halford	2 (2-0)	37 (25-12)
Frank Bartley IV	2 (2-0)	36 (25-11)
Luke Worthington	2 (2-0)	33 (23-10)
Ryan Andrus	1 (1-0)	same
Jordan Ellis	0 (0-0)	same
Chase Fischer	2 (2-0)	same
Corbin Kaufusi	2 (2-0)	same
Isaac Neilson	2 (2-0)	same
Dalton Nixon	2 (2-0)	same
Jake Toolson	2 (2-0)	same

**GAMES STARTED (RECORD)**

	2014-15	Career
Tyler Haws	2 (2-0)	104 (75-29)
Kyle Collinsworth	2 (2-0)	63 (48-15)
Anson Winder	0 (0-0)	25 (20-5)
Nate Austin	2 (2-0)	45 (30-15)
Josh Sharp	0 (0-0)	25 (18-7)
Skyler Halford	0 (0-0)	13 (10-3)
Luke Worthington	2 (2-0)	5 (5-0)
Chase Fischer	2 (2-0)	same

**STREAKS**

Streak	2014-15	Overall
Current won/loss streak	2 wins	same
At home	2 wins	13 wins
On the road	—	2 wins
On a neutral floor	—	2 losses
At home vs. Nonconference	2 wins	4 wins
At home vs. WCC	—	9 wins
On the road vs. Nonconference	—	3 losses
On the road vs. WCC	—	2 wins
On a neutral floor vs. Nonconference	—	1 loss
On a neutral floor vs. WCC	—	1 loss
At regular season tournament	1 win	same
At WCC Tournament	—	1 loss
NCAA Tournament	—	2 losses
At NIT	—	1 loss
Games with a 3-point make	2 games	5 games
Vs. In-state teams	—	1 loss
At home vs. in-state teams	—	17 wins
On the road vs. in-state teams	—	1 loss

**LEADS AND DEFICITS, BYU'S BIGGEST...**

Halftime lead	9 (37-28 vs. UALR)
Halftime lead lost in defeat	—
Halftime deficit	1 (46-47 vs. Long Beach State)
Halftime deficit erased in victory	1 (46-47 vs. Long Beach State)
Overall lead	31 (91-60 vs. UALR)
Margin of victory	29 (91-62 vs. UALR)
Margin of defeat	—
Lead lost in defeat	—
Overall deficit	5 (30-35 vs. Long Beach State)
Deficit overcome in victory	5 (30-35 vs. Long Beach State)

**HONORS CANDIDATES**

**Tyler Haws • All-America Candidate**

- Named to the Wooden Award Preseason Top 50
- Named preseason All-America honorable mention by the Associated Press
- Selected to the preseason All-WCC team by the league's coaches
- Named All-America Honorable Mention, WCC Player of the Year, All-WCC First Team, USBWA All-District VIII First Team, WCC All-Tournament and the Colleg-eSportsMadness.com All-High Major First Team
- Season averages of 23.2 ppg, 3.8 rpg, 1.5 apg and 1.0 spg and season shooting percentages of .463 from the field, .404 from three and .881 from the free throw line
- Had season highs of 48 points, 13 rebounds, 5 assists, 3 steals and 4 made 3-pointers
- Scored in double figures in all 33 games played, 20-plus points 21 times, 30-plus points 7 times and 40-plus points once
- In all games was: 1st in the WCC in scoring in scoring, 3rd in free throw percentage, 13th in 3-point field goal percentage, 4th in minutes played, T-15th in steals
- Named to the All-Junior Team by ESPN's Rece Davis
- Named USBWA and NABC All-District

**Kyle Collinworth • All-WCC, All-District Candidate**

- Named All-WCC First Team
- Season averages of 14.0 ppg, 8.1 rpg, 4.6 apg and 1.7 spg and season shooting percentages of .497 from the field and .364 from three
- Had season highs of 20 points, 13 rebounds, 9 assists, 3 blocks and 5 steals
- Scored in double figures in 30 games, including a streak of 20-straight games
- Had 7 double-doubles
- In all games was: 14th in the WCC in scoring, 2nd in rebounding, 13th in field goal percentage, 3rd in assists, 3rd in steals, 11th in assist/turnover ratio, 5th in offensive rebounds, 3rd in defensive rebounds and 6th in minutes played (as of 3/12/14)
- In league games was: 13th in scoring, T-5th in rebounding, 9th in field goal percentage, 4th in assists, 1st in steals, 10th in assist/turnover ratio, 3rd in offensive rebounds, T-9th in defensive rebounds

**Preseason Projections**

Lindy's Sports College Basketball Preview

- Senior guard Tyler Haws ranked No. 1 in the nation among shooting guards
- Junior guard Kyle Collinworth ranked No. 20 in the nation among small forwards (even though he plays the point)
- BYU picked to finish second in the WCC
- Tyler Haws named the preseason player of the year and to the five-man All-WCC first-team
- Kyle Collinworth named to the five-man All-WCC second-team

Sporting News College Basketball Year Book

- Senior guard Tyler Haws and junior guard Kyle Collinworth named to the 10-man all-conference team
- Chase Fischer named to the five-man all-newcomer team
- The Marriott Center named the top venue in the WCC
- BYU picked to finish second in the WCC

Athlon Sports College Basketball Preview

- Senior guard Tyler Haws ranked the second-best scorer in the country
- Senior guard Tyler Haws named the WCC preseason player of the year and to the five-man All-WCC first-team

Online Previews

- Yahoo! Sports named Tyler Haws and Kyle Collinworth to its five-man All-WCC team and selected Haws as the preseason player of the year
- SI.com projects Tyler Haws to lead the nation in scoring in 2014-15
- Campusinsiders.com projects Tyler Haws to lead the nation in scoring in 2014-15

**2014-15 STORYLINES AND NOTES**

**Dave Rose**

BYU head coach Dave Rose has led BYU to one of the most successful runs in program history since taking over in 2005. His career record of 234-78 ranks him second in BYU history in total victories and first in winning percentage (.750). Rose has been named conference coach of the year three times, district coach of the year twice, led the Cougars to four conference titles, seven NCAA tournament appearances, two NIT appearances, six 25-win seasons and nine 20-win seasons. In 2010, he led BYU to its first NCAA tournament win in 17 years and the Cougars won at least one postseason game in the next three seasons, including a spot in the Sweet 16 in 2011, a win in the 2012 NCAA tournament and a trip to the NIT semifinals in 2013.

**Record streaks**

The Cougars will be looking to keep several program-record streaks intact during 2014-15. Coming into the season, Dave Rose has led the Cougars to nine-straight 20-win seasons, nine-straight postseason appearances and nine-straight seasons with 10-plus conference victories.

**Rose vs. the state**

BYU basketball coach Dave Rose has compiled a record of 29-7 vs. in-state opponents since taking over in 2005-06. He has the best winning percentage (.806) of any coach vs. in-state teams during that time and is second in wins (Utah State's Stew Morrill is 30-10 vs. in-state teams since 2005-06, a .750 winning percentage). BYU plays at Utah State on Dec. 2, hosts Utah on Dec. 10 and plays at Weber State on Dec. 13.

Opponent	W	L	Opponent	W	L
Utah	12	4	Weber State	9	0
Utah State	5	3	Southern Utah	3	0

**Cougars leading the league**

In each of BYU's three seasons in the WCC, the Cougars have had the leading scorer in all games (Noah Hartsock in 2011-12, Tyler Haws in 2012-13 and 2013-14) and in league games (Brandon Davies in 2011-12, Haws in 2012-13 and 2013-14). Only one other school (Loyola Marymount from 1988-89 to 1991-92) has had the league's leading scorer in at least three-straight seasons in all games. In league games, a school has had the league's leading scorer in at least three-straight seasons three other times (San Francisco from 2006-07 to 2008-09, Loyola Marymount from 1982-83 to 1985-86 and Loyola Marymount from 1987-88 to 1991-92).

**Rose among the nation's best**

Dave Rose is 11th in career winning percentage among active NCAA Division I head coaches (as of Nov. 16, 2014).

Rk	Coach	Yrs.	W	L	Pct.	Rk	Coach	Yrs.	W	L	Pct.
1	Mark Few, Gonzaga	16	404	100	.8016	7	Bo Ryan, Wisconsin	31	706	224	.7591
2	Roy Williams, UNC	27	726	190	.7926	8	Bill Self, Kansas	22	533	174	.7539
3	Thad Matta, Ohio State	15	378	114	.7683	9	Jamie Dixon, Pittsburgh	12	290	96	.7513
4	Mike Krzyzewski, Duke	40	985	306	.7630	10	Shaka Smart, VCU	6	138	46	.7500
5	Bruce Pearl, Auburn	20	463	145	.7615	11	<b>Dave Rose, BYU</b>	10	233	78	.7492
6	John Calipari, Kentucky	23	557	175	.7609	12	Jim Boeheim, Syracuse	39	950	320	.7480

**Number of games to...**

See the table below for the number of games it has taken BYU's best scorers to reach various milestones.

1,000 Points		1,100 Points		1,200 Points		1,300 Points		1,400 Points	
John Fairchild - 48	John Fairchild - 53	Danny Ainge - 61	Danny Ainge - 66	Danny Ainge - 70	Danny Ainge - 77	Danny Ainge - 81	Danny Ainge - 85	Danny Ainge - 89	Danny Ainge - 93
Danny Ainge - 49	Danny Ainge - 56	Kresimir Cosic - 64	Kresimir Cosic - 69	Kresimir Cosic - 73	<b>Tyler Haws - 72</b>	<b>Tyler Haws - 77</b>	<b>Tyler Haws - 81</b>	<b>Tyler Haws - 86</b>	<b>Tyler Haws - 91</b>
Bernie Fryer - 53	Kresimir Cosic - 58	<b>Tyler Haws - 72</b>	<b>Tyler Haws - 77</b>	<b>Tyler Haws - 81</b>	Dick Nemelka - 75	Devin Durrant - 81	Devin Durrant - 85	Devin Durrant - 89	Devin Durrant - 93
Kresimir Cosic - 54	Terrell Lyday - 66	Michael Smith - 76	Michael Smith - 81	Michael Smith - 86	Terrell Lyday - 61	<b>Tyler Haws - 68</b>	Michael Smith - 81	Michael Smith - 86	Michael Smith - 91
Terrell Lyday - 61	<b>Tyler Haws - 68</b>	Devin Durrant - 76	Fred Roberts - 85	Fred Roberts - 91	<b>Tyler Haws - 64</b>	Dick Nemelka - 70	Fred Roberts - 85	Fred Roberts - 91	Fred Roberts - 96
1,500 Points		1,600 Points		1,700 Points		1,800 Points		1,900 Points	
Danny Ainge - 77	Danny Ainge - 82	Danny Ainge - 87	Danny Ainge - 91	Danny Ainge - 96	Danny Ainge - 77	Danny Ainge - 82	Danny Ainge - 87	Danny Ainge - 91	Danny Ainge - 96
Kresimir Cosic - 79	<b>Tyler Haws - 90</b>	<b>Tyler Haws - 93</b>	<b>Tyler Haws - 97</b>	<b>Tyler Haws - 102</b>	<b>Tyler Haws - 86</b>	Devin Durrant - 93	Devin Durrant - 99	Devin Durrant - 102	Devin Durrant - 107
Devin Durrant - 89	Michael Smith - 95	Michael Smith - 99	Michael Smith - 103	Michael Smith - 107	Devin Durrant - 89	Michael Smith - 95	Michael Smith - 99	Michael Smith - 103	Michael Smith - 107
Michael Smith - 91	Fred Roberts - 103	Jimmer Fredette - 110	Jimmer Fredette - 114	Jimmer Fredette - 118	Michael Smith - 91	Fred Roberts - 103	Jimmer Fredette - 110	Jimmer Fredette - 114	Jimmer Fredette - 118
Fred Roberts - 98	Jimmer Fredette - 105	Fred Roberts - 111	Fred Roberts - 118	Fred Roberts - 125	Fred Roberts - 98	Jimmer Fredette - 105	Fred Roberts - 111	Fred Roberts - 118	Fred Roberts - 125
2,000 Points		2,100 Points		2,200 Points		2,300 Points		2,400 Points	
Danny Ainge - 99	Danny Ainge - 102	Danny Ainge - 107	Danny Ainge - 112	Danny Ainge - 115	Danny Ainge - 99	Danny Ainge - 102	Danny Ainge - 107	Danny Ainge - 112	Danny Ainge - 115
Devin Durrant - 106	Devin Durrant - 111	Devin Durrant - 114	Michael Smith - 122	Jimmer Fredette - 134	Devin Durrant - 106	Devin Durrant - 111	Devin Durrant - 114	Michael Smith - 122	Jimmer Fredette - 134
Michael Smith - 110	Michael Smith - 115	Michael Smith - 119	Jimmer Fredette - 127	Jimmer Fredette - 134	Michael Smith - 110	Michael Smith - 115	Michael Smith - 119	Jimmer Fredette - 127	Jimmer Fredette - 134
Jimmer Fredette - 120	Jimmer Fredette - 123	Jimmer Fredette - 127	Jimmer Fredette - 134	Jimmer Fredette - 141	Jimmer Fredette - 120	Jimmer Fredette - 123	Jimmer Fredette - 127	Jimmer Fredette - 134	Jimmer Fredette - 141

**2014 EA SPORTS Maui Invitational**

BYU will play in the 31st annual EA SPORTS™ Maui Invitational® this season. The 2014 Championship Round of the premier early-season college basketball tournament will take place at the Lahaina Civic Center on the beautiful island of Maui from Nov. 24-26.

The Championship Round will feature Arizona, BYU, Kansas State, Missouri, Pittsburgh, Purdue, San Diego State and host Chaminade. The seven Division I teams have each appeared in the NCAA Tournament since 2012, with five earning berths in 2014, including Arizona's run to the Elite Eight. Chaminade has advanced to the previous two NCAA Division II Tournaments.

BYU will take on former Mountain West Conference foe San Diego State in the first round on Monday, Nov. 24, at 9:30 p.m. MST on ESPN2. The Cougars own a 48-23 advantage in the all-time series against the Aztecs, including seven wins in the last nine meetings.

ESPN, ESPN2 and ESPNU will offer live, high-definition television coverage of all 12 Championship Round contests. Games will also be broadcast live on the WatchESPN app and WatchESPN.com. See the complete bracket on page 21 of this release.

CAREER

Rk	Name, Years	Pts
1	Jimmer Fredette, 2007-11	2,599
2	Danny Ainge, 1977-81	2,467
3	Michael Smith, 1983-84, 86-89	2,319
4	Devin Durrant, 1978-80, 82-84	2,285
5	<i>Tyler Haws, 2009-10, 12-present</i>	<b>1,983</b>
6	Russell Larson, 1991-95	1,885
7	Fred Roberts, 1978-82	1,841
8	Jeff Chatman, 1984-88	1,824
9	Mekeli Wesley, 1997-01	1,740
10	Mark Bigelow, 1998-99, 01-04	1,715
11	Brandon Davies, 2009-13	1,680
12	Ken Roberts, 1990-91, 93-96	1,652
13	Lee Cummond, 2005-09	1,569
14	Jonathan Tavemari, 2006-10	1,519
15	Kresimir Cosic, 1970-73	1,513
16	Joe Nelson, 1947-50	1,494
17	Jay Cheesman, 1973-77	1,408
18	Roland Minson, 1948-51	1,407
19	Andy Toolson, 1984-85, 87-90	1,388
20	Trent Plaisted, 2004-08	1,372
21	Marty Haws, 1986-90	1,337
22	Dick Nemeika, 1963-66	1,299
23	Alan Taylor, 1976-80	1,284
24	Jackson Emery, 2005-06, 08-11	1,235
25	Doug Richards, 1971-74	1,218
26	Gary Trost, 1987-88, 90-93	1,205
27	Matt Carlino, 2011-14	1,201
28	Eldon Brinley, 1927-31	1,195
29	Noah Hartsock, 2008-12	1,191
30	Joe Richey, 1950-53	1,177

Points Per Game

Rk	Name, Years	G	Pts	Avg
1	John Fairchild, 1963-65	53	1,109	20.92
2	Danny Ainge, 1977-81	118	2,467	20.91
3	Devin Durrant, 1978-80, 82-84	117	2,285	19.5
4	Kresimir Cosic, 1970-73	79	1,513	19.2
5	Michael Smith, 1983-84, 86-89	122	2,319	19.0
6	Bernie Fryer, 1970-72	55	1,030	18.73
7	<i>Tyler Haws, 2009-10, 12-present 106</i>	<b>1,983</b>	<b>18.71</b>	
8	Jimmer Fredette, 2007-11	139	2,599	18.70
9	Terrell Lyday, 1999-01	66	1,105	16.74
10	Dick Nemeika, 1963-66	78	1,299	16.65

Field Goals Made

Rk	Name, Years	FT
1	Danny Ainge, 1977-81	987
2	Michael Smith, 1983-84, 86-89	886
3	Jimmer Fredette, 2007-11	838
4	Devin Durrant, 1978-80, 82-84	832
5	Jeff Chatman, 1984-88	751
6	Fred Roberts, 1978-82	687
7	<i>Tyler Haws, 2009-10, 12-present</i>	<b>672</b>
8	Russell Larson, 1991-95	660
9	Brandon Davies, 2009-13	609
10	Mekeli Wesley, 1997-01	570

Free Throws Made

Rk	Name, Years	FT
1	Jimmer Fredette, 2007-11	627
2	Devin Durrant, 1978-80, 82-84	621
3	Russell Larson, 1991-95	541
4	<i>Tyler Haws, 2009-10, 12-present</i>	<b>528</b>
5	Ken Roberts, 1990-91, 93-96	511
6	Mekeli Wesley, 1997-01	509
7	Danny Ainge, 1977-81	493
8	Fred Roberts, 1978-82	467
9	Brandon Davies, 2009-13	456
10	Michael Smith, 1983-84, 86-89	431
11	Mark Bigelow, 1998-99, 01-04	414
12	Joe Nelson, 1947-50	390
13	Kresimir Cosic, 1970-73	381
14	Gary Trost, 1987-88, 90-93	359
15	Trent Plaisted, 2004-08	346

Free Throw Percentage\*

Rk	Name, Years	FT	FTA	Pct
1	<i>Tyler Haws, 2009-10, 12-present</i>	<b>528</b>	<b>596</b>	<b>.886</b>
2	Jimmer Fredette, 2007-11	627	711	.882
3	Michael Smith, 1983-84, 86-89	431	491	.878
4	Lee Cummond, 2005-09	294	349	.842
5	Randy Reid, 1992-96	338	407	.830
6	Brian Taylor, 1982-84, 86-88	229	277	.827
7	Gary Batchelor, 1960-63	251	304	.826
8	Noah Hartsock, 2008-12	230	281	.819
9	Danny Ainge, 1977-81	493	604	.816
10	Doug Howard, 1967-70	287	353	.813

\*Minimum 200 FT Made

3-Point Field Goals Made

Rk	Name, Years	3FG
1	Jimmer Fredette, 2007-11	296
2	Jonathan Tavemari, 2006-10	265
3	Jackson Emery, 2005-06, 08-11	230
4	Mark Bigelow, 1998-99, 01-04	213
5	Mike Rose, 2003-07	163
6	Matt Carlino, 2011-14	157
7	Lee Cummond, 2005-09	153
8	Andy Toolson, 1984-85, 87-90	141
9	Nick Sanderson, 1991-93	129
10	Terrell Lyday, 1999-01	127
11	Mark Heslop, 1988-92	126
12	Michael Smith, 1983-84, 86-89	116
13	Randy Reid, 1992-96	114
14	Austin Ainge, 2003-07	113
15	<i>Tyler Haws, 09-10, 12-present</i>	<b>111</b>
16	Nathan Call, 1986-88, 90-92	110
17	Jimmy Balderson, 2001-02, 04-07	109
18	Todd Christensen, 1995-96, 98-00	104
19	Brock Zylstra, 2009-13	102
20	Robbie Reid, 1993-95	96

Steals

Rk	Name, Years	G	Stl	Avg
1	Jackson Emery, 2005-06, 08-11	133	249	1.9
2	Danny Ainge, 1977-81	118	195	1.7
3	Marty Haws, 1986-90	123	182	1.5
4	Jimmer Fredette, 2007-11	139	167	1.2
5	Jonathan Tavemari, 2006-10	132	165	1.3
6	Matt Carlino, 2011-14	96	161	1.7
7	Scott Sinek, 1981-85	115	140	1.2
8	Nathan Call, 1986-88, 90-92	129	138	1.1
9	Brandon Davies, 2009-13	135	132	1.0
10	Russell Larson, 1991-95	129	131	1.0
11	Lee Cummond, 2005-09	131	129	1.0
12	Matt Montague, 1996-97, 99-02	122	124	1.0
13	Randy Reid, 1992-96	125	118	0.9
14	Mark Bigelow, 1998-99, 01-04	120	116	1.0
15	<i>Tyler Haws, 2009-10, 12-present 106</i>	<b>110</b>	<b>1.0</b>	
16	Ken Roberts, 1990-91, 93-96	126	104	0.8
17	Justin Weidauer, 1991-92, 95-98	85	102	1.2
18	Terrell Lyday, 1999-01	66	99	1.5
19	<i>Kyle Collinsworth, 2010-11, 12-present 72</i>	<b>98</b>	<b>1.36</b>	
20	Mekeli Wesley, 1997-01	115	97	0.8

Steals Per Game

Rk	Name, Years	G	Stl	Avg
1	Jackson Emery, 2005-06, 08-11	133	249	1.87
2	Matt Carlino, 2011-present	96	161	1.677
3	Danny Ainge, 1977-81	118	195	1.652
4	Terrell Lyday, 1999-01	66	99	1.50
5	Mike Hall, 2003-05	60	89	1.48
6	Marty Haws, 1986-90	123	182	1.48
7	Robbie Reid, 1993-95	64	94	1.47
8	Rafael Araujo, 2002-04	62	88	1.42
9	<i>Kyle Collinsworth, 2010-11, 12-present 72</i>	<b>98</b>	<b>1.36</b>	
10	Jonathan Tavemari, 2006-10	132	165	1.25
11	Brett Applegate, 1982-84	60	74	1.23
12	Scott Sinek, 1981-85	115	140	1.22
13	Jimmer Fredette, 2007-11	139	167	1.20
14	Justin Weidauer, 1991-92, 95-98	85	102	1.20
15	Michael Vranes, 1996-97, 98-00	63	71	1.13
16	Nathan Call, 1986-88, 90-92	129	138	1.07
17	Kevin Woodberry, 2002-04	62	65	1.05
18	<i>Tyler Haws, 2009-10, 12-present 106</i>	<b>110</b>	<b>1.04</b>	
19	Kevin Santiago, 1988-90	59	61	1.03
20	Matt Montague, 1996-97, 99-02	122	124	1.0164
21	Russell Larson, 1991-95	129	131	1.0155

Blocks

Rk	Name, Years	G	Blk	Avg
1	Greg Kite, 1979-83	112	208	1.9
2	Noah Hartsock, 2008-12	134	177	1.3
3	Shawn Bradley, 1990-91	34	177	5.2
4	Russell Larson, 1991-95	129	166	1.3
5	Brandon Davies, 2009-13	135	123	0.9
6	Alan Taylor, 1976-80	110	119	1.1
7	Trent Plaisted, 2004-08	103	107	1.0
8	Jeff Chatman, 1984-88	122	107	0.9
9	Lee Cummond, 2005-09	131	106	0.8
10	Chris Miles, 2004-05, 07-10	131	89	0.7
11	Jim Usevitch, 1982-84, 86-88	107	84	0.8
12	Mekeli Wesley, 1997-01	115	82	0.7
13	Fred Roberts, 1978-82	119	75	0.6
14	Eric Nielsen, 1996-97, 99-02	122	74	0.6
15	Ken Roberts, 1990-91, 93-96	126	73	0.6
16	<i>Nate Austin, 2011-present</i>	<b>108</b>	<b>71</b>	<b>0.7</b>
17	Alan Pollard, 1984-86	60	62	1.0
18	Jared Miller, 1990-93	88	60	0.7

Offensive Rebounds

Rk	Name, Years	G	Stl	Avg
1	Ken Roberts, 1990-91, 93-96	126	268	2.13
2	Brandon Davies, 2009-13	135	246	1.82
3	Russell Larson, 1991-95	129	245	1.90
4	Trent Plaisted, 2004-08	103	231	2.24
5	<i>Nate Austin, 2011-present</i>	<b>108</b>	<b>225</b>	<b>2.08</b>
6	Gary Trost, 1987-88, 90-93	114	210	1.84
7	Lee Cummond, 2005-09	131	202	1.54
8	Keena Young, 2004-07	88	201	2.28
9	Noah Hartsock, 2008-12	134	194	1.45
10	Mekeli Wesley, 1997-01	115	182	1.58
11	Rafael Araujo, 2002-04	62	178	2.87
12	Charles Abouo, 2008-12	141	177	1.26
13	Justin Weidauer, 1991-92, 95-98	85	176	2.07
14	Nathan Cooper, 1995-96, 98-01	122	172	1.41
15	Jared Miller, 1990-93	88	166	1.89
16	Jared Jensen, 2001-2005	118	161	1.36
17	Eric Nielsen, 1996-97, 99-02	122	151	1.24
18	Mark Durrant, 1989-90, 92-95	128	150	1.17
19	<i>Kyle Collinsworth, 2010-11, 13-present 72</i>	<b>144</b>	<b>2.00</b>	
20	Chris Miles, 2004-05, 07-10	131	134	1.02

Most 20-Point Games

Rk	Name, Years	#
1	Michael Smith, 1983-84, 86-89	67
2	Danny Ainge, 1977-81	65
3	Jimmer Fredette, 2007-11	63
4	Devin Durrant, 1978-80, 82-84	57
5	<i>Tyler Haws, 2009-10, 12-present</i>	<b>51</b>
6	Kresimir Cosic, 1970-73	38
7	Jeff Chatman, 1984-88	36
8	Russell Larson, 1991-95	34
9	Fred Roberts, 1978-82	33
10	Ken Roberts, 1990-91, 93-96	31
11	John Fairchild, 1963-65	30
	Mekeli Wesley, 1997-01	30

Consecutive 20-Point Games

Rk	Name, Years	Pts
1	Jimmer Fredette, 1/5/11 to 3/24/11	22
2	Danny Ainge, 12/19/80 to 1/24/81	12
	Michael Smith, 12/17/88 to 2/2/89	12
4	Devin Durrant, 12/28/83 to 2/8/84	11
	<i>Tyler Haws, 3/2/13 to 11/25/13</i>	<b>11</b>
6	Michael Smith, 2/9/89 to 3/10/89	10
7	Timo Saarelainen, 1/17/85 to 2/9/85	8
	Michael Smith, 3/11/88 to 12/9/88	8
9	Devin Durrant, 11/26/83 to 12/21/83	7
	Devin Durrant, 2/25/84 to 3/17/84	7
	Jimmer Fredette, 3/11/10 to 11/20/10	7
	<i>Tyler Haws, 12/29/12 to 1/19/13</i>	<b>7</b>
	Russell Larson, 12/6/94 to 12/30/94	7
14	Devin Durrant, 1/14/83 to 1/27/83	6
	Jimmer Fredette, 12/8/10 to 12/30/10	6
	<i>Tyler Haws, 11/9/12 to 11/24/12</i>	<b>6</b>
	Kenneth Roberts, 2/15/96 to 3/7/96	6

Most 30-Point Games

Rk	Name, Years	#
1	Jimmer Fredette, 2007-11	24
2	Michael Smith, 1983-84, 86-89	17
	Devin Durrant, 1978-80, 82-84	17
4	Danny Ainge, 1977-81	12
5	Kresimir Cosic, 1970-73	10
	<i>Tyler Haws, 2009-10, 12-present</i>	<b>10</b>
7	Dick Nemeika, 1963-66	8
8	John Fairchild, 1963-65	7
9	Timo Saarelainen, 1980-85	5
10	Russell Larson, 1991-95	4
	Ken Roberts, 1990-91, 93-96	4
	Mekeli Wesley, 1997-01	4

Consecutive Games in Double Figures

Rk	Name, Years	Pts
1	Danny Ainge, 12/13/77 to 3/21/81	112
2	Michael Smith, 1/10/87 to 3/10/89	77
3	Devin Durrant, 11/26/82 to 2/16/84	51
4	<i>Tyler Haws, 1/26/13 to present</i>	<b>50</b>
5	Jeff Chatman, 1/24/87 to 3/19/88	44
	R	

**BYU'S RECORD WHEN ...**

Venue	14-15	H	A	N	Under Rose
Overall	2-0	2-0	0-0	0-0	234-78
Home	2-0	—	—	—	133-12
Away	0-0	—	—	—	68-43
Neutral	0-0	—	—	—	33-23
Lead at the half/end of game...	14-15	H	A	N	Under Rose
BYU leads at the half	1-0	1-0	0-0	0-0	194-23
Opponent leads at the half	1-0	1-0	0-0	0-0	35-51
Score tied at the half	0-0	0-0	0-0	0-0	6-4
BYU leads w/5 min left	2-0	2-0	0-0	0-0	221-8
Opponent leads w/5 min left	0-0	0-0	0-0	0-0	11-69
Score tied w/5 min left	0-0	0-0	0-0	0-0	2-1
BYU leads w/1 min left	2-0	2-0	0-0	0-0	228-1
Opponent leads w/1 min left	0-0	0-0	0-0	0-0	3-73
Score tied w/1 min left	0-0	0-0	0-0	0-0	3-4
Game goes into overtime	0-0	0-0	0-0	0-0	7-5
BYU scores...	14-15	H	A	N	Under Rose
100-plus points	0-0	0-0	0-0	0-0	12-1
90-99 points	2-0	2-0	0-0	0-0	41-2
80-89 points	0-0	0-0	0-0	0-0	79-9
70-79 points	0-0	0-0	0-0	0-0	78-23
60-69 points	0-0	0-0	0-0	0-0	20-37
60 or less points	0-0	0-0	0-0	0-0	4-6
Opponent scores...	14-15	H	A	N	Under Rose
100-plus points	0-0	0-0	0-0	0-0	2-3
90-99 points	1-0	1-0	0-0	0-0	3-7
80-89 points	0-0	0-0	0-0	0-0	11-28
70-79 points	0-0	0-0	0-0	0-0	51-34
60-69 points	1-0	1-0	0-0	0-0	99-6
50-59 points	0-0	0-0	0-0	0-0	50-0
50 or less points	0-0	0-0	0-0	0-0	18-0
BYU double figure scorers	14-15	H	A	N	Under Rose
One player in double figures	0-0	0-0	0-0	0-0	1-4
Two players in double figures	1-0	1-0	0-0	0-0	27-19
Three players in double figures	0-0	0-0	0-0	0-0	85-34
Four players in double figures	0-0	0-0	0-0	0-0	80-17
Five players in double figures	1-0	1-0	0-0	0-0	31-4
Six players in double figures	0-0	0-0	0-0	0-0	10-0
Shooting, rebounding and TOs	14-15	H	A	N	Under Rose
BYU shoots 50% or better	2-0	2-0	0-0	0-0	103-9
Opponent shoots 50% or better	1-0	1-0	0-0	0-0	15-31
BYU outshoots opponent	1-0	1-0	0-0	0-0	191-15
Opponent outshoots BYU	1-0	1-0	0-0	0-0	42-61
Teams shoot equal FG%	0-0	0-0	0-0	0-0	1-2
BYU outrebounds opponent	2-0	2-0	0-0	0-0	178-23
Opponent outrebounds BYU	0-0	0-0	0-0	0-0	45-52
BYU, opponent tie in rebounds	0-0	0-0	0-0	0-0	11-3
BYU has a positive TO margin	2-0	2-0	0-0	0-0	150-30
BYU has a negative TO margin	0-0	0-0	0-0	0-0	61-41
BYU, opponent tie in TOs	0-0	0-0	0-0	0-0	23-7
Wins, losses and rest	14-15	H	A	N	Under Rose
Coming off a win	1-0	1-0	0-0	0-0	172-61
Coming off a loss	1-0	1-0	0-0	0-0	62-17
Two-plus days between games	2-0	2-0	0-0	0-0	196-60
One day between games	0-0	0-0	0-0	0-0	28-6
Playing the next day	0-0	0-0	0-0	0-0	10-12
Days	14-15	H	A	N	Under Rose
Monday	0-0	0-0	0-0	0-0	6-1
Tuesday	1-0	1-0	0-0	0-0	34-6
Wednesday	0-0	0-0	0-0	0-0	49-12
Thursday	0-0	0-0	0-0	0-0	26-18
Friday	1-0	1-0	0-0	0-0	24-7
Saturday	0-0	0-0	0-0	0-0	95-34

**DUNKS**

	2014-15	Career
Nate Austin	0	16
Tyler Haws	2	16
Josh Sharp	0	12
Anson Winder	0	2
Matt Carlino	0	2
Kyle Collinsworth	0	28
Frank Bartley IV	0	2
Luke Worthington	1	1
Dalton Nixon	2	2
BYU	5	
Opponents	0	

**BYU'S RECORD WHEN ...**

On television	14-15	H	A	N	Under Rose
All games on TV	2-0	2-0	0-0	0-0	198-72
On BYUtv	2-0	2-0	0-0	0-0	65-6
On ESPN	0-0	0-0	0-0	0-0	1-2
On ESPN2	0-0	0-0	0-0	0-0	7-13
On ESPNU	0-0	0-0	0-0	0-0	12-4
On ESPNEWS	0-0	0-0	0-0	0-0	1-0
On TWC/ROOT Sports	0-0	0-0	0-0	0-0	4-4
On truTV	0-0	0-0	0-0	0-0	1-3
On CBS	0-0	0-0	0-0	0-0	4-5
On CBS Sports Network	0-0	0-0	0-0	0-0	14-7
On Pac-12 Network	0-0	0-0	0-0	0-0	0-2
Top 25	14-15	H	A	N	Under Rose
vs. a top 25 opponent	0-0	0-0	0-0	0-0	9-24
as a top 25 team	0-0	0-0	0-0	0-0	57-16
Months	14-15	H	A	N	Under Rose
November	2-0	2-0	0-0	0-0	46-10
December	0-0	0-0	0-0	0-0	51-18
January	0-0	0-0	0-0	0-0	55-19
February	0-0	0-0	0-0	0-0	51-12
March	0-0	0-0	0-0	0-0	31-18
April	0-0	0-0	0-0	0-0	0-1
Margin of victory/defeat	14-15	H	A	N	Under Rose
1-4 points	0-0	0-0	0-0	0-0	24-17
5-9 points	1-0	1-0	0-0	0-0	42-20
10-15 points	0-0	0-0	0-0	0-0	58-24
16-19 points	0-0	0-0	0-0	0-0	28-12
20-29 points	1-0	1-0	0-0	0-0	49-5
30-39 points	0-0	0-0	0-0	0-0	21-0
40-49 points	0-0	0-0	0-0	0-0	8-0
50+ points	0-0	0-0	0-0	0-0	4-0

**FREE THROW STREAKS**

Haws	31	3/8/14 - 11/14/14
Halford	12	2/13/14 - present

**LATE GAME FREE THROWS, 5:00-2:00**

Player	Season	Career
Nate Austin	0-0 (.000)	3-8 (.375)
Kyle Collinsworth	0-0 (.000)	16-30 (.533)
Tyler Haws	6-6 (1.000)	69-76 (.908)
Josh Sharp	0-0 (.000)	4-8 (.500)
Anson Winder	0-0 (.000)	9-13 (.692)
Skyler Halford	0-0 (.000)	7-8 (.875)
Frank Bartley IV	0-0 (.000)	1-2 (.500)
Luke Worthington	0-0 (.000)	1-2 (.500)
Totals	6-6 (1.000)	
Under Rose	571-787 (.726)	

**LATE GAME FREE THROWS, 2:00-0:00**

Player	Season	Career
Nate Austin	1-2 (.500)	12-18 (.667)
Kyle Collinsworth	0-0 (.000)	15-32 (.469)
Tyler Haws	0-0 (.000)	71-77 (.922)
Josh Sharp	0-0 (.000)	8-12 (.667)
Anson Winder	1-2 (.500)	19-29 (.655)
Luke Worthington	0-0 (.000)	2-4 (.500)
Frank Bartley IV	0-1 (.000)	1-8 (.125)
Skyler Halford	2-2 (1.000)	14-14 (1.000)
Chase Fischer	2-2 (1.000)	2-2 (1.000)
Totals	6-9 (.667)	
Under Rose	736-988 (.745)	

**2014-15 SCORING BY HALF (BYU-OPPONENT)**

Opponent	1st half	Margin	FG %	2nd half	Margin	FG %	OT	Margin	FG %	Final	Margin	FG %
Long Beach State	<b>46-47</b>	-1	<b>53.8</b> -50.0	49-43	+6	50.0-58.6	—	—	—	<b>95-90</b>	+5	51.9-54.1
Arkansas-Little Rock	37-28	<b>+9</b>	46.7-25.8	<b>54-34</b>	<b>+20</b>	<b>59.0-43.3</b>	—	—	—	91-62	<b>+29</b>	<b>53.6-34.4</b>
Southern Virginia												
vs. San Diego State												
vs. Pitt/Chaminade												
vs. TBD												
Eastern Kentucky												
at Utah State												
vs. Hawai'i												
Utah												
at Weber State												
Stanford												
UMass												
Gonzaga												
Portland												
at Santa Clara												
at San Francisco												
Pepperdine												
Loyola Marymount												
at Pacific												
at Saint Mary's												
at San Diego												
San Francisco												
Santa Clara												
at Pepperdine												
at Loyola Marymount												
Saint Mary's												
Pacific												
San Diego												
at Portland												
at Gonzaga												
Season Totals	41.5-37.5	+4	50.0-38.1	51.5-38.5	+13.0	55.2-50.8	—	—	—	93.0-76.0	+17.0	52.8-44.3

\* Superlatives in bold

**2014-15 Offensive Trends (BYU-Opponent)**

Opponent	Points/Paint	Points Off TO	2nd Chance Points	Fastbreak Points	Bench Points	Big Run	Big Lead
Long Beach State	24 34	19 15	4 13	9 7	<b>43</b> 26	9-0/6-0	10/5
Arkansas-Little Rock	<b>52</b> 20	<b>24</b> 7	<b>10</b> 13	<b>14</b> 0	34 21	<b>14-0/8-0</b>	<b>31/3</b>
Southern Virginia							
vs. San Diego State							
vs. Pitt/Chaminade							
vs. TBD							
Eastern Kentucky							
at Utah State							
vs. Hawai'i							
Utah							
at Weber State							
Stanford							
UMass							
Gonzaga							
Portland							
at Santa Clara							
at San Francisco							
Pepperdine							
Loyola Marymount							
at Pacific							
at Saint Mary's							
at San Diego							
San Francisco							
Santa Clara							
at Pepperdine							
at Loyola Marymount							
Saint Mary's							
Pacific							
San Diego							
at Portland							
at Gonzaga							
Season Totals	76 54	43 22	14 26	23 7	77 47		
Times Led, Record (W/L/T)	1-0/0-0/1-0	2-0/0-0/0-0	0-0/0-0/2-0	2-0/0-0/0-0	2-0/0-0/0-0		
Under Rose (W/L/T)	151-28/68-48/15-2	184-28/43-47/7-3	147-32/72-43/15-3	168-41/41-25/24-12	133-32/95-43/6-3		

\* Superlatives in bold





2014-15 WCC Standings (as of 11/18/14)

	Overall	Pct	WCC	Pct
BYU	2-0	1.000	0-0	.000
Gonzaga	2-0	1.000	0-0	.000
Pepperdine	2-0	1.000	0-0	.000
Portland	2-0	1.000	0-0	.000
Saint Mary's	2-0	1.000	0-0	.000
Santa Clara	2-0	1.000	0-0	.000
San Francisco	1-0	1.000	0-0	.000
Loyola Marymount	1-1	.500	0-0	.000
Pacific	1-1	.500	0-0	.000
San Diego	1-1	.500	0-0	.000

2014-15 WCC Players of the Week

Nov. 17 Brandon Clark, Santa Clara

2014-15 Preseason All-WCC Team

Player	School	Yr.	Pos.
Jared Brownridge	Santa Clara	So.	G
Kyle Collinsworth	BYU	Jr.	G
Stacy Davis	Pepperdine	Jr.	F
Johnny Dee	San Diego	Sr.	G
Tyler Haws	BYU	Sr.	G
Przemek Karnowski	Gonzaga	Jr.	C
Kevin Pangos	Gonzaga	Sr.	G
Kriuze Pinkins	San Francisco	Sr.	F
Thomas van der Mars	Portland	Sr.	C
Brad Waldow	Saint Mary's	Sr.	C

2014-15 WCC Preseason Poll

Team (First Place Votes)	Points
1. Gonzaga (9)	81
2. <b>BYU (1)</b>	69
3. Saint Mary's	62
4. San Francisco	59
5. San Diego	47
6. Portland	45
7. Pepperdine	29
7. Santa Clara	29
9. Loyola Marymount	19
10. Pacific	10

TEAM

WCC Stats	All	Conf
Scoring Offense		
Scoring Defense		
Scoring Margin		
FT Percentage		
FG Percentage		
FG Percentage Defense		
3FG Percentage		
3FG Percentage Defense		
3-Point FG Made/Game		
Rebounding Offense		
Rebounding Defense		
Rebounding Margin		
Blocked Shots		
Assists		
Steals		
Turnover Margin		
Assist/Turnover Ratio		
Offensive Rebounds		
Defensive Rebounds		
Defensive Reb Pct		
Offensive Reb Pct		
NCAA Stats	Rank	Actual
Won-Lost Percentage		
Scoring Offense		
Scoring Defense		
Scoring Margin		
Field-Goal Percentage		
Field-Goal Pct Defense		
3-Point Field Goals/Game		
3-Point Field-Goal Pct		
3-Point FG Defense		
Free-Throw Percentage		
Rebound Margin		
Assists Per Game		
Assist Turnover Ratio		
Blocked Shots Per Game		
Steals Per Game		
Turnovers Per Game		
Turnover Margin		
Personal Fouls Per Game		

INDIVIDUAL

WCC	Top BYU player - All	Rank	Top BYU player - Conf	Rank
Scoring				
Rebounding				
FG Percentage				
Assists				
FT Percentage				
Steals				
3FG Percentage				
3FG Made/Game				
Blocked Shots				
Assist/TO Ratio				
Offensive Rebounds				
Defensive Rebounds				
Minutes Played				
NCAA Stats	BYU Player	Rank	Actual	
Assist Turnover Ratio				
Assists Per Game				
Field Goal Percentage				
Free Throw Percentage				
Points Per Game				
Rebounds Per Game				
Steals Per Game				

No.	Name	Pos.	Ht.	Wt.	Yr.	Hometown (Previous School)	Pronunciations
1	Chase Fischer	G	6-3	195	Jr.	Ripley, W.Va. (Wake Forest)	JAMAL AYTES ATE-s or 8's
2	Jordan Ellis	G	6-1	185	Jr.	Medford, Ore. (North Medford HS)	BOB MEDINA meh-DEE-nuh
3	Tyler Haws	G	6-5	200	Sr.	Alpine, Utah (Lone Peak HS)	SKYLER HALFORD HAL-ford
5	Kyle Collinsworth	G	6-6	215	Jr.	Provo, Utah (Provo HS)	TERRY NASHIF NASH-if
10	Ryan Andrus	G	6-10	220	Fr.	American Fork, Utah (American Fork HS)	CORBIN KAUFUSI KAW-foo-see
12	Josh Sharp	F	6-7	185	Sr.	Highland, Utah (Utah)	ROBERT RAMOS RAY-mus
15	Jake Toolson	G	6-5	210	Fr.	Gilbert, Ariz. (Highland HS)	ANSON WINDER AN-sun WINE-der
20	Anson Winder	G	6-3	195	Sr.	Las Vegas, Nev. (Bishop Gorman HS)	
21	Kyle Davis*	F	6-7	225	Jr.	Draper, Utah (Utah State)	
23	Skyler Halford	G	6-1	180	Sr.	Orem, Utah (SLCC)	
24	Frank Bartley IV	G	6-3	200	So.	Baton Rouge, La. (Future College Prep)	
25	Jordan Chatman	G	6-4	195	Fr.	Vancouver, Wash. (Union HS)	
30	Dalton Nixon	F	6-8	230	Fr.	Orem, Utah (Orem HS)	
33	Nate Austin	F	7-0	230	Sr.	Alpine, Utah (Lone Peak HS)	
35	Isaac Neilson	C	6-10	230	Fr.	Mission Viejo, Calif. (Mission Viejo HS)	
40	Jamal Aytes	F	6-6	230	So.	San Diego, Calif. (JSerra Catholic HS)	
41	Luke Worthington	F	6-10	245	So.	Mequon, Wis. (Homestead HS)	
44	Corbin Kaufusi	C	6-10	260	Fr.	Provo, Utah (Timpview HS)	

Head Coach: Dave Rose, 10th year (Houston, 1983)

Assistant Coaches: Terry Nashif (BYU, 2005); Tim LaComb (Utah, 2006); Mark Pope (Kentucky, 1996)

Director of Basketball Operations: Cody Fueger (Utah, 2006)

Coordinator of Player Development: Garrett Faucette (BYU, 2008)

Team Trainer: Robert Ramos (BYU, 1995)

Strength and Conditioning Coach: Bob Medina (UNLV, 1988)

**2014-15 SEASON AND CAREER HIGHS**

#	Player		Points	Rebounds	Assists
1	Chase Fischer	Season	19 vs. Arkansas-Little Rock	3 vs. Long Beach State	5 vs. Long Beach State
		Career	same	same	same
3	Tyler Haws	Season	21 vs. Long Beach State	4 vs. Arkansas-Little Rock	5 vs. Arkansas-Little Rock
		Career	48 at Portland (13-14)	13 vs. Weber State (13-14)	6 vs. Idaho State (09-10)
5	Kyle Collinsworth	Season	6 vs. Long Beach State	8 vs. Arkansas-Little Rock	6 vs. Arkansas-Little Rock
		Career	23 vs. Loyola Marymount (13-14)	16 vs. Loyola Marymount (13-14)	9 at Stanford (13-14), vs. Pepperdine (13-14)
12	Josh Sharp	Season	3 vs. Arkansas-Little Rock	1 vs. Arkansas-Little Rock	—
		Career	14 at Gonzaga (12-13), vs. SCU (12-13)	12 vs. LMU (12-13)	3, 3 times, last vs. Oregon (13-14)
15	Jake Toolson	Season	3 vs. Arkansas-Little Rock	3 vs. Arkansas-Little Rock	1 vs. Arkansas-Little Rock
		Career	same	same	same
20	Anson Winder	Season	12 vs. Long Beach State	6 vs. Long Beach State	2, 2 times, last vs. Arkansas-Little Rock
		Career	22 vs. Mount St. Mary's (13-14)	6, 3 times, last vs. LBSU (14-15)	9 vs. Northern Arizona (11-12)
23	Skyler Halford	Season	18 vs. Long Beach State	7 vs. Long Beach State	3 vs. Long Beach State
		Career	28 vs. San Diego (13-14)	same	same
24	Frank Bartley IV	Season	3 vs. Long Beach State	1, 2 times, last vs. Arkansas-Little Rock	2 vs. Arkansas-Little Rock
		Career	16 vs. Mount St. Mary's (13-14)	7 vs. Mount St. Mary's, at LMU (13-14)	6 vs. PVAMU (13-14)
30	Dalton Nixon	Season	4 vs. Arkansas-Little Rock	1 vs. Long Beach State	1 vs. Arkansas-Little Rock
		Career	same	same	same
33	Nate Austin	Season	8 vs. Arkansas-Little Rock	11 vs. Arkansas-Little Rock	3 vs. Long Beach State
		Career	15 vs. Weber State (11-12)	16 vs. San Francisco (13-14)	4 vs. ENMU (12-13), vs. PVAMU (13-14)
35	Isaac Neilson	Season	10 vs. Long Beach State	2 vs. Arkansas-Little Rock	1 vs. Arkansas-Little Rock
		Career	same	same	same
41	Luke Worthington	Season	7 vs. Arkansas-Little Rock	4 vs. Arkansas-Little Rock	1, 4 times, last vs. Portland
		Career	7 vs. Santa Clara (13-14), vs. UALR (14-15)	4 at Saint Mary's (13-14), vs. UALR (14-15)	same
44	Corbin Kaufusi	Season	5 vs. Arkansas-Little Rock	4 vs. Arkansas-Little Rock	—
		Career	same	same	same

**GEOGRAPHIC BREAKDOWN**

Arizona	Jake Toolson
California	Jamal Aytes, Isaac Neilson
Louisiana	Frank Bartley IV
Nevada	Anson Winder
Oregon	Jordan Ellis
Utah	Ryan Andrus, Nate Austin, Kyle Collinsworth, Kyle Davis, Skyler Halford, Tyler Haws, Corbin Kaufusi, Dalton Nixon, Josh Sharp
Washington	Jordan Chatman
West Virginia	Chase Fischer
Wisconsin	Luke Worthington

**CLASS BREAKDOWN**

Seniors	Juniors	Sophomores	Freshmen
Nate Austin Skyler Halford Tyler Haws Josh Sharp Anson Winder	Kyle Collinsworth Kyle Davis* Jordan Ellis Chase Fischer	Jamal Aytes Frank Bartley IV Luke Worthington	Ryan Andrus Jake Toolson Jordan Chatman Dalton Nixon Isaac Neilson Corbin Kaufusi

\*Sitting out in 2014-15 due to NCAA transfer rules

#1 • CHASE FISCHER  
6-3 • 195 • JR • GUARD



RIPLEY, WEST VIRGINIA  
WAKE FOREST

2014-15 SEASON — PPG: 18.0 RPG: 2.5 APG: 3.0 SPG: 1.0 BPG: 0.0 FG%: .524 3FG%: .533 FT%: 1.000

Last Time Out

- Scored season-high 19 points and grabbed 2 rebounds, added an assist and a steal against Arkansas-Little Rock

In 2014-15 • Junior

- A team captain
- Scored 17 points on 4 of 8 3-point shooting and 5 of 5 from the free throw line ... also had 5 assists, 3 rebounds and 1 steal vs. Long Beach State

Before BYU

- Played in 62 games and started six times for the Wake Forest Demon Deacons in 2011-12 and 2012-13
- A team captain as a sophomore in 2012-13
- As a sophomore averaged 4.5 points and 1.1 rebounds in 14.2 minutes per game while shooting .395 from the field, .422 from three and .600 from the free-throw line
- Scored a career-high 15 points while hitting a career-best 5 of 8 from three vs. High Point on Dec. 5, 2012
- Scored in double figures five times and hit two-plus threes 10 times
- As a freshman in 2011-12 averaged 6.3 points, 2.2 rebounds and 1.5 assists in 26.1 minutes per game and shot .350 from the field, .320 from three and .821 from the free-throw line
- Scored in double figures nine times and hit two-plus threes 12 times
- Prepped at Ripley High School
- A 2011 first-team Parade All-American
- 2011 Gatorade Boys Basketball Player of the Year for the state of West Virginia and a McDonald's All-America nominee

- Two-time first team all-state selection in 2009-10 and 2010-11
- Received the 2011 Bill Evans Award, which goes to the state's player of the year (was second in the voting as a junior)

Personal

- Parents are John and Robin Fischer
- Older brother Noah played college basketball at Marshall and University of Charleston
- Before committing to Wake Forest was also recruited by Marshall, Ohio, UCF and VCU

2014-15 SEASON HIGHS

PTS	19 vs. UALR – 11/18/14
1st H	9, twice, last vs. UALR – 11/18/14
2nd H	10 vs. UALR – 11/18/14
REB	3 vs. LBSU – 11/14/14
AST	5 vs. LBSU – 11/14/14
STL	1, twice, last vs. UALR – 11/18/14
BLK	—
FGM	7 vs. UALR – 11/18/14
FGA	12 vs. UALR – 11/18/14
3PM	4, twice, last vs. UALR – 11/18/14
3PA	8 vs. LBSU – 11/14/14
FTM	5 vs. LBSU – 11/14/14
FTA	5 vs. LBSU – 11/14/14

MISCELLANEOUS

	14-15	Career
Double-Figure Points	2 (2-0)	2 (2-0)
20-plus Points	0 (0-0)	0 (0-0)
Double-Figure Reb	0 (0-0)	0 (0-0)
Double-Doubles	0 (0-0)	0 (0-0)
3-plus Steals	0 (0-0)	0 (0-0)
3-plus Blocks	0 (0-0)	0 (0-0)
3-plus 3-point FG	2 (2-0)	2 (2-0)
Scoring Leader	1 (1-0)	1 (1-0)
Rebound Leader	0 (0-0)	0 (0-0)
Assist Leader	0 (0-0)	0 (0-0)

2014-15 GAME-BY-GAME

Opponent	Date	GS	Min	FG	FGA	Pct	3FG	FGA	Pct	FT	FTA	Pct	Off	Def	TR	Avg	PF	FO	A	TO	Blk	Stl	Pts	Avg	
Long Beach State	11/14/14	*	31	4	9	.444	4	8	.500	5	5	1.000	0	3	3	3.0	3	0	5	2	0	1	17	17.0	
Arkansas-Little Rock	11/18/14	*	28	7	12	.583	4	7	.571	1	1	1.000	0	2	2	2.5	1	0	1	2	0	1	19	18.0	
Southern Virginia	11/19/14																								
vs. San Diego State	11/24/14																								
vs. Pitt/Chaminade	11/25/14																								
vs. TBD	11/26/14																								
Eastern Kentucky	11/29/14																								
at Utah State	12/02/14																								
vs. Hawai'i	12/06/14																								
Utah	12/10/14																								
at Weber State	12/13/14																								
Stanford	12/20/14																								
UMass	12/23/14																								
Gonzaga	12/27/14																								
Portland	12/29/14																								
at Santa Clara	01/01/15																								
at San Francisco	01/03/15																								
Pepperdine	01/08/15																								
Loyola Marymount	01/10/15																								
at Pacific	01/15/15																								
at Saint Mary's	01/17/15																								
at San Diego	01/24/15																								
San Francisco	01/29/15																								
Santa Clara	01/31/15																								
at Pepperdine	02/05/15																								
at Loyola Marymount	02/07/15																								
Saint Mary's	02/12/15																								
Pacific	02/14/15																								
San Diego	02/19/15																								
at Portland	02/26/15																								
at Gonzaga	02/28/15																								
Totals			2	59	11	21	.524	8	15	.533	6	6	1.000	0	5	5	2.5	4	0	6	4	0	2	36	18.0

CAREER STATISTICS (ALL GAMES)

Year	GP	GS	Min	Avg	FG	FGA	Pct	3FG	FGA	Pct	FT	FTA	Pct	Off	Def	TR	Avg	PF	FO	A	TO	Blk	Stl	Pts	Avg
2014-15	2	2	59	29.5	11	21	.524	8	15	.533	6	6	1.00	0	5	5	2.5	4	0	6	4	0	2	36	18.0
TOTAL	2	2	59	29.5	11	21	.524	8	15	.533	6	6	1.00	0	5	5	2.5	4	0	6	4	0	2	36	18.0

CAREER STATISTICS (CONFERENCE GAMES)

Year	GP	GS	Min	Avg	FG	FGA	Pct	3FG	FGA	Pct	FT	FTA	Pct	Off	Def	TR	Avg	PF	FO	A	TO	Blk	Stl	Pts	Avg
2014-15																									
TOTAL																									

#2 • JORDAN ELLIS  
6-1 • 180 • JR • GUARD



MEDFORD, OREGON  
PORTLAND STATE

2014-15 SEASON — PPG: 0.0 RPG: 0.0 APG: 0.0 SPG: 0.0 BPG: 0.0 FG%: .000 3FG%: .000 FT%: .000

**Before BYU**

- A three-time letterwinner at North Medford High School
- A three-time first-team all-conference honoree
- North Medford's all-time leading scorer
- Lettered in football and track
- Also attended Grayson County College in Texas and Portland State prior to BYU

**Personal**

- Parents are Jerry and Dee Ellis
- Has two brothers and one sister
- Served a two-year mission for The Church of Jesus Christ of Latter-day Saints in Boston, Massachusetts

**2014-15 SEASON HIGHS**

PTS	—
1st H	—
2nd H	—
REB	—
AST	—
STL	—
BLK	—
FGM	—
FGA	—
3PM	—
3PA	—
FTM	—
FTA	—

**MISCELLANEOUS**

	14-15	Career
Double-Figure Points	0 (0-0)	0 (0-0)
20-plus Points	0 (0-0)	0 (0-0)
Double-Figure Reb	0 (0-0)	0 (0-0)
Double-Doubles	0 (0-0)	0 (0-0)
3-plus Steals	0 (0-0)	0 (0-0)
3-plus Blocks	0 (0-0)	0 (0-0)
3-plus 3-point FG	0 (0-0)	0 (0-0)
Scoring Leader	0 (0-0)	0 (0-0)
Rebound Leader	0 (0-0)	0 (0-0)
Assist Leader	0 (0-0)	0 (0-0)

**2014-15 GAME-BY-GAME**

Opponent	Date	GS	Min	FG	FGA	Pct	3FG	FGA	Pct	FT	FTA	Pct	Off	Def	TR	Avg	PF	FO	A	TO	Blk	Stl	Pts	Avg	
Long Beach State	11/14/14																								
Arkansas-Little Rock	11/18/14																								
Southern Virginia	11/19/14																								
vs. San Diego State	11/24/14																								
vs. Pitt/Chaminade	11/25/14																								
vs. TBD	11/26/14																								
Eastern Kentucky	11/29/14																								
at Utah State	12/02/14																								
vs. Hawai'i	12/06/14																								
Utah	12/10/14																								
at Weber State	12/13/14																								
Stanford	12/20/14																								
UMass	12/23/14																								
Gonzaga	12/27/14																								
Portland	12/29/14																								
at Santa Clara	01/01/15																								
at San Francisco	01/03/15																								
Pepperdine	01/08/15																								
Loyola Marymount	01/10/15																								
at Pacific	01/15/15																								
at Saint Mary's	01/17/15																								
at San Diego	01/24/15																								
San Francisco	01/29/15																								
Santa Clara	01/31/15																								
at Pepperdine	02/05/15																								
at Loyola Marymount	02/07/15																								
Saint Mary's	02/12/15																								
Pacific	02/14/15																								
San Diego	02/19/15																								
at Portland	02/26/15																								
at Gonzaga	02/28/15																								
Totals																									

**CAREER STATISTICS (ALL GAMES)**

Year	GP	GS	Min	Avg	FG	FGA	Pct	3FG	FGA	Pct	FT	FTA	Pct	Off	Def	TR	Avg	PF	FO	A	TO	Blk	Stl	Pts	Avg	
2014-15																										
TOTAL																										

**CAREER STATISTICS (CONFERENCE GAMES)**

Year	GP	GS	Min	Avg	FG	FGA	Pct	3FG	FGA	Pct	FT	FTA	Pct	Off	Def	TR	Avg	PF	FO	A	TO	Blk	Stl	Pts	Avg	
2014-15																										
TOTAL																										

#3 • TYLER HAWS  
6-5 • 195 • SR • GUARD



ALPINE, UTAH  
LONE PEAK HS

2014-15 SEASON — PPG: 19.5 RPG: 3.5 APG: 3.0 SPG: 2.5 BPG: 0.5 FG%: .542 3FG%: .333 FT%: .833

Last Time Out

- Scored 18 points, had 5 assists, grabbed 4 rebounds and had 2 steals against Arkansas-Little Rock

In 2014-15 • Senior

- A team captain
- Named Preseason All-WCC as voted on by the league's coaches
- Scored 21 points, grabbed 3 rebounds, 3 steals and had a block and an assist vs. Long Beach State

In 2013-14 • Junior

- A team captain
- Named an Honorable Mention All-American by the Associated Press
- Named WCC Player of the Year, to the All-WCC Team and the WCC All-Tournament Team
- Named to the USBWA All-District VIII First Team, the NABC All-District 9 First Team and the Basketball Times All-District Team (Rockies)
- Named to the All-High Major First Team, the WCC Player of the Year and to the All-WCC First Team by CollegeSportsMadness.com
- Two-time WCC Player of the Week (Jan. 13, Feb. 1)
- Named the Co-Male Athlete of the Year and received the Floyd Johnson Service Award at the 2014 Y Awards
- Ranked 6th in the nation in points per game at 23.2 (6th all-time at BYU for a single season), 5th in total points, 6th in field goal attempts and field goals made, 5th in free throws made, 27th in attempts and 19th in free throw percentage
- Ranked 1st in the WCC in scoring, 3rd in free throw percentage, 13th in 3-point field goal percentage, 4th in minutes played, T-15th in steals
- Set the WCC tournament record for free throws made with 29

- Scored a career-high 48 points against Portland, 3rd all-time in BYU history and tied for the most in the NCAA in 2013-14, also set career highs in field goals made and attempted and 3-point field goals attempted

In 2012-13 • Sophomore

- Named to All-West Coast Conference Team, USBWA All-District VIII First Team and NABC All-District 9 First Team
- Ranked 7th in the NCAA in scoring (the only BYU sophomore to finish in the top 10 and only the fifth Cougar to do so), 102nd in field goal percentage and 17th in free throw percentage

In 2011-12 • Freshman

- Named to All-MWC Third Team, Academic All-MWC and the HoopTV Las Vegas Classic All-Tournament Team
- Averaged 11.3 points and 4.2 rebounds and shot .498 from the field, .368 from three and .917 from the free throw line

Before BYU

- Played for Quincy Lewis at Lone Peak High School
- Named Deseret News Mr. Basketball as a junior and senior
- Led Lone Peak to state titles as a sophomore and junior
- Participated in the NBA Top 100 camp in Charlottesville, Va., and the Reebok All-America camp in Philadelphia in summer of 2008

Personal

- Parents are Marty and Tiffanie Haws
- Served a mission for The Church of Jesus Christ of Latter-day Saints in the Philippines
- Was born in Belgium

2014-15 SEASON HIGHS

PTS	21 vs. LBSU – 11/14/14
1st H	9 vs. UALR – 11/18/14
2nd H	13 vs. LBSU – 11/14/14
REB	4 vs. UALR – 11/18/14
AST	5 vs. UALR – 11/18/14
STL	3 vs. LBSU – 11/14/14
BLK	1 vs. LBSU – 11/14/14
FGM	7 vs. LBSU – 11/14/14
FGA	13 vs. LBSU – 11/14/14
3PM	2 vs. LBSU – 11/14/14
3PA	5 vs. LBSU – 11/14/14
FTM	5, twice, last vs. UALR – 11/18/14
FTA	6, twice, last vs. UALR – 11/18/14

CAREER HIGHS

PTS	48 at Portland – 1/23/14
1st H	29, vs. Virginia Tech – 12/29/12
2nd H	32 at Portland – 1/23/14 (includes OT)
REB	13 vs. Weber State – 11/08/13
AST	6 vs. Idaho State – 11/17/09
STL	4 vs. Air Force – 2/13/10
BLK	2, twice, last vs. LMU – 1/11/14
FGM	17 at Portland – 1/23/14
FGA	34 at Portland – 1/23/14
3PM	6 vs. Virginia Tech – 12/29/12
3PA	8, 3 times, last at Portland – 1/23/14
FTM	14, twice, last vs. USF – 3/10/14
FTA	14, 4 times, last vs. USF – 3/10/14

MISCELLANEOUS

	14-15	Career
Double-Figure Points	2 (2-0)	90 (66-24)
20-plus Points	1 (1-0)	51 (37-14)
Double-Figure Reb	0 (0-0)	3 (3-0)
Double-Doubles	0 (0-0)	3 (3-0)
3-plus Steals	1 (1-0)	12 (10-2)
3-plus Blocks	0 (0-0)	0 (0-0)
3-plus 3-point FG	0 (0-0)	12 (10-2)
Scoring Leader	1 (1-0)	50 (34-16)
Rebound Leader	0 (0-0)	13 (10-3)
Assist Leader	0 (0-0)	12 (7-5)

2014-15 GAME-BY-GAME

Opponent	Date	GS	Min	FG	FGA	Pct	3FG	FGA	Pct	FT	FTA	Pct	Off	Def	TR	Avg	PF	FO	A	TO	Blk	Stl	Pts	Avg
Long Beach State	11/14/14	*	33	7	13	.538	2	5	.400	5	6	.833	0	3	3	3.0	3	0	1	4	1	3	21	21.0
Arkansas-Little Rock	11/18/14	*	30	6	11	.545	1	4	.250	5	6	.833	0	4	4	3.5	0	0	5	1	0	2	18	19.5
Southern Virginia	11/19/14																							
vs. San Diego State	11/24/14																							
vs. Pitt/Chaminade	11/25/14																							
vs. TBD	11/26/14																							
Eastern Kentucky	11/29/14																							
at Utah State	12/02/14																							
vs. Hawai'i	12/06/14																							
Utah	12/10/14																							
at Weber State	12/13/14																							
Stanford	12/20/14																							
UMass	12/23/14																							
Gonzaga	12/27/14																							
Portland	12/29/14																							
at Santa Clara	01/01/15																							
at San Francisco	01/03/15																							
Pepperdine	01/08/15																							
Loyola Marymount	01/10/15																							
at Pacific	01/15/15																							
at Saint Mary's	01/17/15																							
at San Diego	01/24/15																							
San Francisco	01/29/15																							
Santa Clara	01/31/15																							
at Pepperdine	02/05/15																							
at Loyola Marymount	02/07/15																							
Saint Mary's	02/12/15																							
Pacific	02/14/15																							
San Diego	02/19/15																							
at Portland	02/26/15																							
at Gonzaga	02/28/15																							
Totals		2	63	13	24	.542	3	9	.333	10	12	.833	0	7	7	3.5	3	0	6	5	1	5	39	19.5

CAREER STATISTICS (ALL GAMES)

Year	GP	GS	Min	Avg	FG	FGA	Pct	3FG	FGA	Pct	FT	FTA	Pct	Off	Def	TR	Avg	PF	FO	A	TO	Blk	Stl	Pts	Avg
2009-10	35	33	924	26.4	131	263	.498	25	68	.368	110	120	.917	49	97	146	4.2	53	0	54	41	5	26	397	11.3
2012-13	36	36	1235	34.3	276	571	.483	43	113	.381	185	211	.877	49	116	165	4.6	54	0	71	71	5	45	780	21.7
2013-14	33	33	1143	34.6	252	544	.463	40	99	.404	223	253	.881	33	93	126	3.8	75	1	49	63	9	34	767	23.2
2014-15	2	2	63	31.5	13	24	.542	3	9	.333	10	12	.833	0	7	7	3.5	3	0	6	5	1	5	39	19.5
TOTAL	106	104	3365	31.7	672	1402	.479	111	289	.384	528	596	.886	131	313	444	4.2	185	1	180	180	20	110	1983	18.7

CAREER STATISTICS (CONFERENCE GAMES)

Year	GP	GS	Min	Avg	FG	FGA	Pct	3FG	FGA	Pct	FT	FTA	Pct	Off	Def	TR	Avg	PF	FO	A	TO	Blk	Stl	Pts	Avg
2009-10	16	16	424	26.5	57	129	.442	14	37	.378	51	55	.927	24	40	64	4.0	18	0	28	18	2	13	179	11.2
2012-13	16	16	562	35.1	117	247	.474	15	41	.366	80	98	.816	18	55	73	4.6	24	0	24	26	0	18	329	20.6
2013-14	18	18	617	34.3	143	298	.480	23	50	.460	114	131	.870	13	40	53	2.9	40	1	29	34	7	19	423	23.5
2014-15																									
TOTAL	50	50	1603	32.1	317	674	.470	52	128	.406	245	284	.863	55	135	190	3.8	82	1	81	78	9	50	931	18.6

#5 • KYLE COLLINSWORTH  
6-6 • 210 • JR • GUARD



PROVO, UTAH  
PROVO HS

2014-15 SEASON — PPG: 5.5 RPG: 5.0 APG: 3.5 SPG: 1.0 BPG: 0.0 FG%: .455 3FG%: .000 FT%: .250

Last Time Out

- Led the team in assists with 6 and added 8 rebounds, 5 points and a steal against Arkansas-Little Rock

In 2014-15 • Junior

- A team captain
- Named Preseason All-WCC as voted on by the league's coaches

In 2013-14 • Sophomore

- A team captain
- Named to the All-WCC Team and the WCC All-Tournament Team
- Named to the CollegeSportsMadness.com All-WCC Third Team
- Ranked 83rd in the nation in assists per game, 89th in steals per game, 86th in rebounds per game, 60th in total assists and 58th in total rebounds
- Ranked 2nd in the WCC in rebounding, 3rd in steals, 3rd in assists, 3rd in defensive rebounds, 5th in offensive rebounds, 7th in minutes played, 11th in assist/turnover ratio, 13th in field goal percentage and 14th in scoring
- One of four players in the NCAA ranked in the top 100 in rebounds and assists
- In the BYU record book, totaled the 7th most offensive rebounds in a season, 7th most offensive rebounds per game, 7th most 3 steal games, 8th most 5 steal games, 9th most assists, 9th most steals and 9th most steals per game
- Posted season highs of 23 points (Loyola Marymount), 16 rebounds (Loyola Marymount), 8 assists (twice), 5 steals (twice), 3 blocks

In 2010-11 • Freshman

- Averaged 5.8 points, 5.1 rebounds, 2.1 assists and 1.1 steals while shooting .481 from the field, .259 from three and .568 from the free throw line
- Posted season highs of 16 points, 15 rebounds, 6 assists, 4 steals and 3 blocks

Before BYU

- Played for Craig Drury and helped Provo High to state titles as a freshman and sophomore, a second-place state finish as a junior and a trip to the state semifinals as a senior
- Participated in the NBA Players' Association Top 100 camp in Virginia in the summer of 2009
- Named to Long Beach Press-Telegram Best in the West First Team
- Played in the High School Academic All-American Classic and received the Shooter's Touch Community Service Award at the classic
- Named Deseret News Mr. Basketball, Salt Lake Tribune Male Athlete of the Year and Utah Gatorade Player of the Year as a senior and earned first-team all-state honors from the Deseret News and the Salt Lake Tribune and was the Daily Herald's All-Valley Player of the Year

Personal

- Parents are Jeff and Alisa
- Has two sisters and two brothers
- Brother is Chris Collinsworth, a former forward for the Cougars
- Served a mission for The Church of Jesus Christ of Latter-day Saints in Russia

2014-15 SEASON HIGHS

PTS	6 vs. LBSU – 11/14/14
1st H	2, twice, last vs. UALR – 11/18/14
2nd H	4 vs. LBSU – 11/14/14
REB	5 vs. UALR – 11/18/14
AST	6 vs. UALR – 11/18/14
STL	1, twice, last vs. UALR – 11/18/14
BLK	—
FGM	3 vs. LBSU – 11/14/14
FGA	6 vs. LBSU – 11/14/14
3PM	—
3PA	1 vs. LBSU – 11/14/14
FTM	1 vs. UALR – 11/18/14
FTA	4 vs. UALR – 11/18/14

CAREER HIGHS

PTS	23 vs. LMU – 3/8/14
1st H	16 vs. LMU – 3/8/14
2nd H	13, twice, last at USF – 1/16/14
REB	16 vs. LMU – 3/8/14
AST	9, twice, last vs. Pepperdine – 1/09/14
STL	5, twice, last vs. Santa Clara – 2/6/14
BLK	3, twice, last vs. LMU – 1/11/14
FGM	10 vs. LMU – 3/8/14
FGA	16 vs. San Francisco – 3/10/14
3PM	2, twice, last at UMass – 1/1/11
3PA	5 vs. Fresno Pacific – 1/1/11
FTM	8, twice, last vs. SMC – 2/1/14
FTA	12, twice, last at Portland – 1/23/14

MISCELLANEOUS

	14-15	Career
Double-Figure Points	0 (0-0)	40 (30-10)
20-plus Points	0 (0-0)	3 (3-0)
Double-Figure Reb	0 (0-0)	13 (10-3)
Double-Doubles	0 (0-0)	8 (6-2)
3-plus Steals	0 (0-0)	13 (11-2)
3-plus Blocks	0 (0-0)	1 (1-0)
3-plus 3-point FG	0 (0-0)	0 (0-0)
Scoring Leader	0 (0-0)	6 (5-1)
Rebound Leader	0 (0-0)	25 (20-5)
Assist Leader	1 (1-0)	23 (15-8)

2014-15 GAME-BY-GAME

Opponent	Date	GS	Min	FG	FGA	Pct	3FG	FGA	Pct	FT	FTA	Pct	Off	Def	TR	Avg	PF	FO	A	TO	Blk	Stl	Pts	Avg	
Long Beach State	11/14/14	*	13	3	6	.500	0	1	.000	0	0	.000	1	1	2	2.0	3	0	1	5	0	1	6	6.0	
Arkansas-Little Rock	11/18/14	*	17	2	5	.400	0	0	.000	1	4	.250	3	5	8	5.0	3	0	6	4	0	1	5	5.5	
Southern Virginia	11/19/14																								
vs. San Diego State	11/24/14																								
vs. Pitt/Chaminade	11/25/14																								
vs. TBD	11/26/14																								
Eastern Kentucky	11/29/14																								
at Utah State	12/02/14																								
vs. Hawai'i	12/06/14																								
Utah	12/10/14																								
at Weber State	12/13/14																								
Stanford	12/20/14																								
UMass	12/23/14																								
Gonzaga	12/27/14																								
Portland	12/29/14																								
at Santa Clara	01/01/15																								
at San Francisco	01/03/15																								
Pepperdine	01/08/15																								
Loyola Marymount	01/10/15																								
at Pacific	01/15/15																								
at Saint Mary's	01/17/15																								
at San Diego	01/24/15																								
San Francisco	01/29/15																								
Santa Clara	01/31/15																								
at Pepperdine	02/05/15																								
at Loyola Marymount	02/07/15																								
Saint Mary's	02/12/15																								
Pacific	02/14/15																								
San Diego	02/19/15																								
at Portland	02/26/15																								
at Gonzaga	02/28/15																								
Totals			2	30	5	11	.455	0	1	.000	1	4	.250	4	6	10	5.0	6	0	7	9	0	2	11	5.5


CAREER STATISTICS (ALL GAMES)

Year	GP	GS	Min	Avg	FG	FGA	Pct	3FG	FGA	Pct	FT	FTA	Pct	Off	Def	TR	Avg	PF	FO	A	TO	Blk	Stl	Pts	Avg
2010-11	36	27	926	25.7	78	162	.481	7	27	.259	46	81	.568	55	128	183	5.1	73	1	75	56	16	39	209	5.8
2013-14	34	34	1136	33.4	175	352	.497	8	22	.364	117	203	.576	85	190	275	8.1	82	1	156	89	15	57	475	14.0
2014-15	2	2	30	15.0	5	11	.455	0	1	.000	1	4	.250	4	6	10	5.0	6	0	7	9	0	2	11	5.5
TOTAL	72	63	2092	29.1	258	525	.491	15	50	.300	164	288	.569	144	324	468	6.5	161	2	238	154	31	98	695	9.7

CAREER STATISTICS (CONFERENCE GAMES)

Year	GP	GS	Min	Avg	FG	FGA	Pct	3FG	FGA	Pct	FT	FTA	Pct	Off	Def	TR	Avg	PF	FO	A	TO	Blk	Stl	Pts	Avg	
2010-11	15	10	365	24.3	26	57	.456	3	8	.375	23	31	.742	20	59	79	5.3	31	1	32	26	8	10	78	5.2	
2013-14	18	18	583	32.4	93	181	.514	3	8	.375	65	112	.580	51	86	137	7.6	43	1	82	48	6	37	254	14.1	
2014-15																										
TOTAL	33	28	948	28.7	119	238	.500	6	16	.375	88	143	.615	71	145	216	6.5	74	2	114	74	14	47	332	10.1	

#10 • RYAN ANDRUS  
6-11 • 215 • FR • FORWARD



AMERICAN FORK, UTAH  
AMERICAN FORK HS

2014-15 SEASON — PPG: 0.0 RPG: 0.0 APG: 0.0 SPG: 0.0 BPG: 0.0 FG%: .000 3FG%: .000 FT%: .000

Last Time Out

- Played 1 minute in his BYU debut against Arkansas-Little Rock

Before BYU

- A four-year letterman playing for Doug Meacham at American Fork High School
- As a senior averaged 14.9 points, 7.7 rebounds and 1.7 assists as American Fork finished 17-9 overall and 8-4 in region play and advanced to the 5A state semifinals
- Named first-team all-state by the Deseret News and the Salt Lake Tribune
- As a junior averaged 19.4 points, 6.5 rebounds, 1.5 assists and 1.1 steals as American Fork finished 17-9 overall and 7-3 in region play and advanced to the 5A state semifinals
- Named first-team all-state by the Deseret News, second-team all-state by the Salt Lake Tribune, All-Valley by the Daily Herald
- As a sophomore averaged 5.8 points and 3.8 rebounds as American Fork finished 19-3 overall and 9-1 in region play
- Played for DreamVision during the AAU season

Personal

- Parents are David and Yvonne Andrus
- Has two brothers and one sister
- Also recruited by Utah and Utah State

2014-15 SEASON HIGHS

PTS	—
1st H	—
2nd H	—
REB	—
AST	—
STL	—
BLK	—
FGM	—
FGA	—
3PM	—
3PA	—
FTM	—
FTA	—

MISCELLANEOUS

	14-15	Career
Double-Figure Points	0 (0-0)	0 (0-0)
20-plus Points	0 (0-0)	0 (0-0)
Double-Figure Reb	0 (0-0)	0 (0-0)
Double-Doubles	0 (0-0)	0 (0-0)
3-plus Steals	0 (0-0)	0 (0-0)
3-plus Blocks	0 (0-0)	0 (0-0)
3-plus 3-point FG	0 (0-0)	0 (0-0)
Scoring Leader	0 (0-0)	0 (0-0)
Rebound Leader	0 (0-0)	0 (0-0)
Assist Leader	0 (0-0)	0 (0-0)

2014-15 GAME-BY-GAME

Opponent	Date	GS	Min	FG	FGA	Pct	3FG	FGA	Pct	FT	FTA	Pct	Off	Def	TR	Avg	PF	FO	A	TO	Blk	Stl	Pts	Avg
Long Beach State	11/14/14																							
Arkansas-Little Rock	11/18/14		1	0	0	.000	0	0	.000	0	0	.000	0	0	0	0.0	0	0	0	0	0	0	0	0.0
Southern Virginia	11/19/14																							
vs. San Diego State	11/24/14																							
vs. Pitt/Chaminade	11/25/14																							
vs. TBD	11/26/14																							
Eastern Kentucky	11/29/14																							
at Utah State	12/02/14																							
vs. Hawai'i	12/06/14																							
Utah	12/10/14																							
at Weber State	12/13/14																							
Stanford	12/20/14																							
UMass	12/23/14																							
Gonzaga	12/27/14																							
Portland	12/29/14																							
at Santa Clara	01/01/15																							
at San Francisco	01/03/15																							
Pepperdine	01/08/15																							
Loyola Marymount	01/10/15																							
at Pacific	01/15/15																							
at Saint Mary's	01/17/15																							
at San Diego	01/24/15																							
San Francisco	01/29/15																							
Santa Clara	01/31/15																							
at Pepperdine	02/05/15																							
at Loyola Marymount	02/07/15																							
Saint Mary's	02/12/15																							
Pacific	02/14/15																							
San Diego	02/19/15																							
at Portland	02/26/15																							
at Gonzaga	02/28/15																							
Totals		0	1	0	0	.000	0	0	.000	0	0	.000	0	0	0	0.0	0	0	0	0	0	0	0	0.0

CAREER STATISTICS (ALL GAMES)

Year	GP	GS	Min	Avg	FG	FGA	Pct	3FG	FGA	Pct	FT	FTA	Pct	Off	Def	TR	Avg	PF	FO	A	TO	Blk	Stl	Pts	Avg
2014-15	1	0	1	1.0	0	0	.000	0	0	.000	0	0	.000	0	0	0	0.0	0	0	0	0	0	0	0	0.0
TOTAL	1	0	1	1.0	0	0	.000	0	0	.000	0	0	.000	0	0	0	0.0	0	0	0	0	0	0	0	0.0

CAREER STATISTICS (CONFERENCE GAMES)

Year	GP	GS	Min	Avg	FG	FGA	Pct	3FG	FGA	Pct	FT	FTA	Pct	Off	Def	TR	Avg	PF	FO	A	TO	Blk	Stl	Pts	Avg	
2014-15																										
TOTAL																										

#12 • JOSH SHARP  
6-7 • 190 • SR • FORWARD



HIGHLAND, UTAH  
UTAH

2014-15 SEASON HIGHS

PTS	3 vs. UALR – 11/18/14
1st H	1 vs. UALR – 11/18/14
2nd H	2 vs. UALR – 11/18/14
REB	1 vs. UALR – 11/18/14
AST	—
STL	—
BLK	—
FGM	1 vs. UALR – 11/18/14
FGA	1 vs. UALR – 11/18/14
3PM	—
3PA	—
FTM	1 vs. UALR – 11/18/14
FTA	2 vs. UALR – 11/18/14

CAREER HIGHS

PTS	14 at Gonzaga – 1/24/13, SCU – 2/2/13
1st H	10 at Gonzaga – 1/24/13
2nd H	8 vs. Virginia Tech – 12/29/12
REB	12 vs. LMU – 1/3/13
AST	3, twice, last vs. San Diego – 1/04/14
STL	2, 4 times, last at USD – 3/01/14
BLK	2, twice, last vs. CSUN – 11/24/12
FGM	6 vs. Montana – 11/28/12
FGA	8 vs. Montana – 11/28/12
3PM	1, 3 times, last vs. SMC – 1/16/13
3PA	1, 13 times, last at Pepperdine – 12/30/13
FTM	4, 4 times, last vs. LMU – 1/11/14
FTA	6 at Gonzaga – 1/24/13

MISCELLANEOUS

	14-15	Career
Double-Figure Points	0 (0-0)	5 (4-1)
20-plus Points	0 (0-0)	0 (0-0)
Double-Figure Reb	0 (0-0)	3 (2-1)
Double-Doubles	0 (0-0)	0 (0-0)
3-plus Steals	0 (0-0)	0 (0-0)
3-plus Blocks	0 (0-0)	0 (0-0)
3-plus 3-point FG	0 (0-0)	0 (0-0)
Scoring Leader	0 (0-0)	1 (0-1)
Rebound Leader	0 (0-0)	4 (3-1)
Assist Leader	0 (0-0)	1 (1-0)

2014-15 SEASON — PPG: 1.5 RPG: 0.5 APG: 0.0 SPG: 0.0 BPG: 0.0 FG%: 1.000 3FG%: .000 FT%: .500

Last Time Out

- Scored 3 points and grabbed 1 rebound against Arkansas-Little Rock

In 2014-15 • Senior

- Scored 3 points and grabbed 1 rebound against Arkansas-Little Rock

In 2013-14 • Junior

- Posted season highs of 10 points (Loyola Marymount), 7 rebounds (Pacific), 3 assists (San Diego), 2 steals (at San Diego), 3 field goals made (Loyola Marymount), 4 free throws made (Loyola Marymount)
- Scored 10 points and grabbed four rebounds against Loyola Marymount on Jan. 11
- Grabbed seven rebounds and had 2 assists against Pacific on Jan. 30
- Averaged 1.4 points and 2.4 rebounds and shot .630 from the field and .579 from the free throw line

In 2012-13 • Sophomore

- Was 15th in the WCC in all games in offensive rebounds and 9th in the WCC in conference games
- Played in 32 games, started 22, recorded double-figure points 4 times, double-figure rebounds 3 times ... did not play in the last four games of the season due to a strained Achilles
- Had 3 or more offensive rebounds 11 times
- Tied for second all-time at BYU with 9 offensive rebounds against Loyola Marymount in Provo
- Led team in scoring once against No. 10 Gonzaga and in rebounding 4 times

- Posted season highs of 14 points (at Gonzaga, vs. Santa Clara), 12 rebounds (vs. LMU), 2 assists (5 times), 2 steals (three times) and 2 blocks (twice)
- Averaged 4.4 points, 3.9 rebounds, 0.7 assists and 0.4 steals, shot .567 from the field and .718 from the free throw line

In 2011-12 • Freshman

- Played in 28 games
- Received Bronze Honors on the WCC Commissioner's Honor Roll
- Posted season highs of 5 points, 6 rebounds, 3 assists, 1 block and 1 steal
- Had at least 1 offensive rebound in 11 games
- Averaged 1.2 points and 1.4 rebounds
- Knocked down first career 3-pointer vs. Prairie View A&M
- Shot .391 from the field and .609 from the free throw line

Before BYU

- Played for Quincy Lewis
- Helped the Knights to back-to-back state titles in 2007-08
- Named first-team all-state by the Deseret News and Salt Lake Tribune
- A team captain as a senior and averaged 13.5 points and 6.3 rebounds as a senior

Personal

- Parents are Joe and Debbie Sharp
- Wife's name is Jordan and they have a daughter, Jaycee
- Served a mission for The Church of Jesus Christ of Latter-day Saints in Houston

2014-15 GAME-BY-GAME

Opponent	Date	GS	Min	FG	FGA	Pct	3FG	FGA	Pct	FT	FTA	Pct	Off	Def	TR	Avg	PF	FO	A	TO	Blk	Stl	Pts	Avg
Long Beach State	11/14/14			4	0	0	.000	0	0	.000	0	0	0	0	0	0.0	0	0	0	0	0	0	0	0.0
Arkansas-Little Rock	11/18/14			5	1	1	1.000	0	0	.000	1	2	.500	1	0	1	0.5	3	0	0	0	0	3	1.5
Southern Virginia	11/19/14																							
vs. San Diego State	11/24/14																							
vs. Pitt/Chaminade	11/25/14																							
vs. TBD	11/26/14																							
Eastern Kentucky	11/29/14																							
at Utah State	12/02/14																							
vs. Hawai'i	12/06/14																							
Utah	12/10/14																							
at Weber State	12/13/14																							
Stanford	12/20/14																							
UMass	12/23/14																							
Gonzaga	12/27/14																							
Portland	12/29/14																							
at Santa Clara	01/01/15																							
at San Francisco	01/03/15																							
Pepperdine	01/08/15																							
Loyola Marymount	01/10/15																							
at Pacific	01/15/15																							
at Saint Mary's	01/17/15																							
at San Diego	01/24/15																							
San Francisco	01/29/15																							
Santa Clara	01/31/15																							
at Pepperdine	02/05/15																							
at Loyola Marymount	02/07/15																							
Saint Mary's	02/12/15																							
Pacific	02/14/15																							
San Diego	02/19/15																							
at Portland	02/26/15																							
at Gonzaga	02/28/15																							
Totals				0	9	1	1	1.000	0	0	.000	1	2	.500	1	0	1	0.5	3	0	0	0	3	1.5

CAREER STATISTICS (ALL GAMES)

Year	GP	GS	Min	Avg	FG	FGA	Pct	3FG	FGA	Pct	FT	FTA	Pct	Off	Def	TR	Avg	PF	FO	A	TO	Blk	Stl	Pts	Avg
2011-12	28	0	197	7.0	9	23	.391	1	5	.200	14	23	.609	16	22	38	1.4	21	0	12	12	3	4	33	1.2
2012-13	32	22	592	18.5	55	97	.567	2	6	.333	28	39	.718	60	64	124	3.9	68	0	21	21	7	13	140	4.4
2013-14	32	3	352	11.0	17	27	.630	0	2	.000	11	19	.579	26	51	77	2.4	52	0	14	6	8	5	45	1.4
2014-15	2	0	9	4.5	1	1	1.000	0	0	.000	1	2	.500	1	0	1	0.5	3	0	0	0	0	3	1.5	
TOTAL	94	25	1150	12.2	82	148	.554	3	13	.231	54	83	.651	103	137	240	2.6	144	0	47	39	18	22	221	2.4

CAREER STATISTICS (CONFERENCE GAMES)

Year	GP	GS	Min	Avg	FG	FGA	Pct	3FG	FGA	Pct	FT	FTA	Pct	Off	Def	TR	Avg	PF	FO	A	TO	Blk	Stl	Pts	Avg
2011-12	13	0	63	4.8	0	4	.000	0	1	.000	10	14	.714	6	4	10	0.8	7	0	3	2	3	2	10	0.8
2012-13	16	11	286	17.9	26	43	.605	2	3	.667	14	19	.737	33	27	60	3.8	32	0	15	9	0	8	68	4.3
2013-14	18	3	244	13.6	12	17	.706	0	1	.000	9	16	.563	15	31	46	2.6	38	0	9	2	4	5	33	1.8
2014-15																									
TOTAL	47	14	593	12.6	38	64	.594	2	5	.400	33	49	.673	54	62	116	2.5	77	0	27	13	7	15	111	2.4



#15 • JAKE TOOLSON  
6-5 • 215 • FR • GUARD



GILBERT, ARIZONA  
HIGHLAND HS

2014-15 SEASON — PPG: 1.5 RPG: 2.5 APG: 0.5 SPG: 0.5 BPG: 0.0 FG%: 1.000 3FG%: 1.000 FT%: .000

Last Time Out

- Scored 3 points, grabbed 3 rebounds and added an assist and a steal in 10 minutes of playing time against Arkansas-Little Rock

In 2014-15 • Freshman

- Scored 3 points, grabbed 3 rebounds and added an assist and a steal in 10 minutes of playing time against Arkansas-Little Rock

Before BYU

- A four-year letterman and two-time first-team all-state honoree playing for Derrick Donaldson at Highland High School
- Scored 2,007 career points at Highland and averaged 19.1 points per game
- As a senior averaged 27.3 points, 12.1 rebounds, 3.5 assists and 1.6 steals per game and hit 59 threes
- Shot .522 from the field, .380 from three and .838 from the free-throw line
- Named first-team Division I All-Arizona by AZcentral.com and first-team All-Tribune by the East Valley Tribune
- As a junior averaged 18.9 points, 8.0 rebounds, 4.0 assists, 1.6 steals and 1.0 blocks and hit 34 threes while Highland finish 18-10 overall and 11-6 in league play
- Named first-team Division I All-Arizona by AZcentral.com and first-team All-Tribune by the East Valley Tribune
- As a sophomore averaged 18.4 points, 6.3 rebounds, 1.6 assists and 1.5 steals and hit 49 threes
- Named All-Tribune honorable mention by the East Valley Tribune

- As a freshman averaged 10.2 points, 7.2 rebounds, 1.7 assists and 1.4 steals and hit 47 threes
- Played for Nevada Select during the AAU season
- Played for the Arizona Power during the AAU season

Personal

- Parents are Troy and Sheila Toolson
- Has one brother and two sisters
- Also recruited by Arizona State, Boston College, Utah State and Saint Mary's
- Nephew of former BYU great Danny Ainge

2014-15 SEASON HIGHS

PTS	3 vs. UALR – 11/18/14
1st H	—
2nd H	3 vs. UALR – 11/18/14
REB	3 vs. UALR – 11/18/14
AST	1 vs. UALR – 11/18/14
STL	1 vs. UALR – 11/18/14
BLK	—
FGM	1 vs. UALR – 11/18/14
FGA	1 vs. UALR – 11/18/14
3PM	1 vs. UALR – 11/18/14
3PA	1 vs. UALR – 11/18/14
FTM	—
FTA	—

MISCELLANEOUS

	14-15	Career
Double-Figure Points	0 (0-0)	0 (0-0)
20-plus Points	0 (0-0)	0 (0-0)
Double-Figure Reb	0 (0-0)	0 (0-0)
Double-Doubles	0 (0-0)	0 (0-0)
3-plus Steals	0 (0-0)	0 (0-0)
3-plus Blocks	0 (0-0)	0 (0-0)
3-plus 3-point FG	0 (0-0)	0 (0-0)
Scoring Leader	0 (0-0)	0 (0-0)
Rebound Leader	0 (0-0)	0 (0-0)
Assist Leader	0 (0-0)	0 (0-0)

2014-15 GAME-BY-GAME

Opponent	Date	GS	Min	FG	FGA	Pct	3FG	FGA	Pct	FT	FTA	Pct	Off	Def	TR	Avg	PF	FO	A	TO	Blk	Stl	Pts	Avg		
Long Beach State	11/14/14			4	0	.000	0	0	.000	0	0	.000	0	2	2	2.0	0	0	0	0	0	0	0	0.0		
Arkansas-Little Rock	11/18/14			10	1	1.000	1	1	1.000	0	0	.000	1	2	3	2.5	0	0	1	1	0	1	3	1.5		
Southern Virginia	11/19/14																									
vs. San Diego State	11/24/14																									
vs. Pitt/Chaminade	11/25/14																									
vs. TBD	11/26/14																									
Eastern Kentucky	11/29/14																									
at Utah State	12/02/14																									
vs. Hawai'i	12/06/14																									
Utah	12/10/14																									
at Weber State	12/13/14																									
Stanford	12/20/14																									
UMass	12/23/14																									
Gonzaga	12/27/14																									
Portland	12/29/14																									
at Santa Clara	01/01/15																									
at San Francisco	01/03/15																									
Pepperdine	01/08/15																									
Loyola Marymount	01/10/15																									
at Pacific	01/15/15																									
at Saint Mary's	01/17/15																									
at San Diego	01/24/15																									
San Francisco	01/29/15																									
Santa Clara	01/31/15																									
at Pepperdine	02/05/15																									
at Loyola Marymount	02/07/15																									
Saint Mary's	02/12/15																									
Pacific	02/14/15																									
San Diego	02/19/15																									
at Portland	02/26/15																									
at Gonzaga	02/28/15																									
Totals				0	14	1	1	1.000	1	1	1.000	0	0	.000	1	4	5	2.5	0	0	1	1	0	1	3	1.5

CAREER STATISTICS (ALL GAMES)

Year	GP	GS	Min	Avg	FG	FGA	Pct	3FG	FGA	Pct	FT	FTA	Pct	Off	Def	TR	Avg	PF	FO	A	TO	Blk	Stl	Pts	Avg
2014-15	2	0	14	7.0	1	1	1.000	1	1	1.000	0	0	.000	1	4	5	2.5	0	0	1	1	0	1	3	1.5
TOTAL	2	0	14	7.0	1	1	1.000	1	1	1.000	0	0	.000	1	4	5	2.5	0	0	1	1	0	1	3	1.5

CAREER STATISTICS (CONFERENCE GAMES)

Year	GP	GS	Min	Avg	FG	FGA	Pct	3FG	FGA	Pct	FT	FTA	Pct	Off	Def	TR	Avg	PF	FO	A	TO	Blk	Stl	Pts	Avg
2014-15																									
TOTAL																									

#20 • ANSON WINDER  
6-3 • 190 • SR • GUARD



LAS VEGAS, NEV.  
BISHOP GORMAN

2014-15 SEASON — PPG: 10.5 RPG: 5.5 APG: 2.0 SPG: 1.0 BPG: 0.0 FG%: .500 3FG%: .375 FT%: .667

Last Time Out

- Scored 9 points, tallied 5 rebounds, 2 assists and a steal vs. UALR

In 2014-15 • Senior

- Scored 12 points, grabbed 6 rebounds, dished out 2 assists and made a steal coming off the bench vs. Long Beach State

In 2013-14 • Junior

- Posted season highs of 22 points (Mount St. Mary's), 6 rebounds (Santa Clara), 6 assists (Mount St. Mary's), 6 steals (Loyola Marymount), 9 field goals made (Mount St. Mary's), 3 3-pointers made (Prairie View A&M), 10 free throws made (Gonzaga)
- Scored in double figures in five consecutive games from Feb. 20 until March 10
- In the WCC tournament, scored 16 points, hit 8 of 8 from the free throw line and added a career-best 6 steals vs. Loyola Marymount
- Scored a team-high 17 points and hit a career-best 10 of 10 from the free throw line in a home win against Gonzaga
- Scored 16 points, all in the first half, at Santa Clara
- Scored in double figures 10 times, had 20-plus points once, led the team in scoring twice and assists once

In 2012-13 • Sophomore

- Averaged 2.1 points, 1.9 rebounds, 0.5 assists and shot .380 from the field
- Played in 25-straight games between Dec. 18 and March 27 where he improved his points per game average from 1.0 to 2.1

In 2011-12 • Freshman

- Started 15 times and played in 34 games
- Posted season highs of 20 points, 4 rebounds, 9 assists, 4 steals and 2 blocks
- Got first start in 14 games vs. Gonzaga and posted 10 points, 5 assists, 4 boards and 3 steals
- Hit 7 of 8 from the field and 6 of 7 from downtown for a then career-best 20 points vs. Buffalo
- Averaged 4.3 points, 1.7 assists, 1.6 rebounds and 1.0 steals

Before BYU

- Coached by Grant Rice at Bishop Gorman High School
- Helped lead Bishop Gorman to back-to-back Nevada 4A state titles
- Averaged 17 points and 7 boards as a senior and led Bishop Gorman to a 30-2 record
- Earned first-team All-Southwest League and first-team All-Sunset Division honors
- As a junior averaged 13.8 points, 8.2 rebounds and 3.0 assists and helped Bishop Gorman to a 28-5 record
- Earned All-Southwest League honors and Bishop Gorman's Sportsmanship Award as a junior
- Earned all-tournament honors at the Wyoming Energy Classic
- Played for Triple Double Elite AAU team coached by Terrell Jamerson

Personal

- Parents are Chuck Winder and Teresa Williams
- Has one sister
- Also recruited by Nevada, SMU, Portland, UC Riverside and Idaho

2014-15 SEASON HIGHS

PTS	12 vs. LBSU – 11/14/14
1st H	5 vs. LBSU – 11/14/14
2nd H	7, twice, last vs. UALR – 11/18/14
REB	6 vs. LBSU – 11/14/14
AST	2, twice, last vs. UALR – 11/18/14
STL	1, twice, last vs. UALR – 11/18/14
BLK	—
FGM	4, twice, last vs. UALR – 11/18/14
FGA	9 vs. UALR – 11/18/14
3PM	2 vs. LBSU – 11/14/14
3PA	4, twice, last vs. UALR – 11/18/14
FTM	2 vs. LBSU – 11/14/14
FTA	3 vs. LBSU – 11/14/14

CAREER HIGHS

PTS	22 vs. Mount St. Mary's – 11/15/13
1st H	16 at Santa Clara – 1/18/14
2nd H	12 vs. Gonzaga – 2/20/14
REB	6, 3 time, last vs. LBSU – 11/14/14
AST	9 vs. Northern Arizona – 11/30/11
STL	6 vs. LMU – 3/8/14
BLK	2 vs. Northern Arizona – 11/30/11
FGM	9 vs. Mount St. Mary's – 11/15/13
FGA	14 vs. Colorado Mesa – 11/16/13
3PM	6 vs. Buffalo – 12/20/11
3PA	7, 3 times, last vs. CMU – 11/16/13
FTM	10 vs. Gonzaga – 2/20/14
FTA	10 vs. Gonzaga – 2/20/14

MISCELLANEOUS

	14-15	Career
Double-Figure Points	2 (2-0)	18 (18-0)
20-plus Points	0 (0-0)	2 (2-0)
Double-Figure Reb	0 (0-0)	0 (0-0)
Double-Doubles	0 (0-0)	0 (0-0)
3-plus Steals	0 (0-0)	9 (7-2)
3-plus Blocks	0 (0-0)	0 (0-0)
3-plus 3-point FG	0 (0-0)	3 (3-0)
Scoring Leader	0 (0-0)	2 (2-0)
Rebound Leader	0 (0-0)	1 (1-0)
Assist Leader	0 (0-0)	8 (8-0)

2014-15 GAME-BY-GAME

Opponent	Date	GS	Min	FG	FGA	Pct	3FG	FGA	Pct	FT	FTA	Pct	Off	Def	TR	Avg	PF	FO	A	TO	Blk	Stl	Pts	Avg
Long Beach State	11/14/14		24	4	7	.571	2	4	.500	2	3	.667	0	6	6	6.0	1	0	2	0	0	1	12	12.0
Arkansas-Little Rock	11/18/14		18	4	9	.444	1	4	.250	0	0	.000	0	5	5	5.5	2	0	2	0	0	1	9	10.5
Southern Virginia	11/19/14																							
vs. San Diego State	11/24/14																							
vs. Pitt/Chaminade	11/25/14																							
vs. TBD	11/26/14																							
Eastern Kentucky	11/29/14																							
at Utah State	12/02/14																							
vs. Hawai'i	12/06/14																							
Utah	12/10/14																							
at Weber State	12/13/14																							
Stanford	12/20/14																							
UMass	12/23/14																							
Gonzaga	12/27/14																							
Portland	12/29/14																							
at Santa Clara	01/01/15																							
at San Francisco	01/03/15																							
Pepperdine	01/08/15																							
Loyola Marymount	01/10/15																							
at Pacific	01/15/15																							
at Saint Mary's	01/17/15																							
at San Diego	01/24/15																							
San Francisco	01/29/15																							
Santa Clara	01/31/15																							
at Pepperdine	02/05/15																							
at Loyola Marymount	02/07/15																							
Saint Mary's	02/12/15																							
Pacific	02/14/15																							
San Diego	02/19/15																							
at Portland	02/26/15																							
at Gonzaga	02/28/15																							
Totals		0	42	8	16	.500	3	8	.375	2	3	.667	0	11	11	5.5	3	0	4	0	0	2	21	10.5

CAREER STATISTICS (ALL GAMES)

Year	GP	GS	Min	Avg	FG	FGA	Pct	3FG	FGA	Pct	FT	FTA	Pct	Off	Def	TR	Avg	PF	FO	A	TO	Blk	Stl	Pts	Avg
2011-12	34	15	551	16.2	48	131	.366	25	84	.298	26	41	.634	3	50	53	1.6	40	0	57	32	3	35	147	4.3
2012-13	31	1	250	8.1	19	50	.380	5	20	.250	21	33	.636	8	24	32	1.0	28	0	16	9	2	13	64	2.1
2013-14	35	9	586	16.7	76	141	.539	25	62	.403	51	69	.739	6	56	62	1.8	55	0	45	19	2	20	228	6.5
2014-15	2	0	42	21.0	8	16	.500	3	8	.375	2	3	.667	0	11	11	5.5	3	0	4	0	0	2	21	10.5
TOTAL	102	25	1429	14.0	151	338	.447	58	174	.333	100	146	.685	17	141	158	1.5	126	0	122	60	7	70	460	4.5

CAREER STATISTICS (CONFERENCE GAMES)

Year	GP	GS	Min	Avg	FG	FGA	Pct	3FG	FGA	Pct	FT	FTA	Pct	Off	Def	TR	Avg	PF	FO	A	TO	Blk	Stl	Pts	Avg
2011-12	16	7	238	14.9	23	62	.371	10	36	.278	11	14	.786	1	26	27	1.7	26	0	19	11	0	20	67	4.2
2012-13	16	1	160	10.0	17	35	.486	5	14	.357	12	17	.706	6	12	18	1.1	21	0	10	4	1	11	51	3.2
2013-14	18	3	280	15.6	35	63	.556	12	27	.444	29	41	.707	3	26	29	1.6	24	0	17	13	1	4	111	6.2
2014-15																									
TOTAL	50	11	678	13.6	75	160	.469	27	77	.351	52	72	.722	10	64	74	1.5	71	0	46	28	2	35	229	4.6

#23 • SKYLER HALFORD  
6-1 • 175 • SR. • GUARD



OREM, UTAH  
SALT LAKE CC

2014-15 SEASON — PPG: 11.0 RPG: 0.0 APG: 5.0 SPG: 0.0 BPG: 0.0 FG%: .538 3FG%: .333 FT%: 1.000

**Last Time Out**

- Scored 4 points and added 3 assists against Arkansas-Little Rock

**In 2014-15 • Senior**

- Scored 18 points coming off the bench and led the team with a career-best 7 assists vs. Long Beach State

**In 2013-14 • Junior**

- Named WCC Player of the Week Jan. 6 for scoring 28 points on 11 of 16 shooting against San Diego while adding 3 assists, 2 rebounds and 1 steal
- Posted season highs of 28 points (San Diego), 6 rebounds (twice), 4 assists (Santa Clara), 3 steals (at San Francisco), 11 field goals made (San Diego), 4 made threes (San Diego) and 11 free throws made (at San Francisco)
- Scored 28 points and had 3 assists against San Diego on Jan. 4
- Scored 18 points against Pepperdine and grabbed 6 rebounds on Jan. 9
- Scored 12 points, grabbed 6 rebounds and had 4 assists against Santa Clara on Feb. 6
- Scored in double figures 13 times, had 20-plus points once and 3-plus threes 3 times
- Averaged 7.0 points, 1.4 rebounds and 1.0 assists and shot .431 from the field, .312 from three and .845 from the free throw line

- Region 18 MVP and Scenic West Athletic Conference Player of the Year
- Led SLCC to a record of 29-5 overall and 14-1 in the SWAC
- Led SLCC to the SWAC and Region 18 titles and to the round of 16 in the NJCAA Tournament
- Averaged 17.4 points, 4.5 rebounds, 4.0 assists and 1.6 steals
- Shot .461 from the field, .393 from three and .908 from the free throw line
- Averaged 10.6 points, 3.1 rebounds, 1.8 assists and 1.1 steals as a freshman
- Shot .452 from the field, .450 from three and .819 from the free throw line
- Earned second-team all-region honors
- Led SLCC to a record of 22-9 overall and 9-6 in the SWAC
- As a senior at Timpanogos High School was second in 5A in scoring at 23.6 points per game
- Also averaged 5.0 rebounds and 4.5 assists as a senior and led the Timberwolves to the state tournament
- Averaged 19.8 points per game as a junior
- Averaged 13.2 points per game as sophomore

**Personal**

- Parents are Rod and Jill
- Has four siblings
- Served a mission for The Church of Jesus Christ of Latter-day Saints in Brazil

**2014-15 SEASON HIGHS**

PTS	18 vs. LBSU – 11/14/14
1st H	7 vs. LBSU – 11/14/14
2nd H	11 vs. LBSU – 11/14/14
REB	—
AST	7 vs. LBSU – 11/14/14
STL	—
BLK	—
FGM	5 vs. LBSU – 11/14/14
FGA	7 vs. LBSU – 11/14/14
3PM	2 vs. LBSU – 11/14/14
3PA	3, twice, last vs. UALR – 11/18/14
FTM	6 vs. LBSU – 11/14/14
FTA	6 vs. LBSU – 11/14/14

**CAREER HIGHS**

PTS	28 vs. San Diego – 1/04/14
1st H	15 vs. San Diego – 1/04/14
2nd H	14 at USF – 1/16/14
REB	6, twice, last vs. Santa Clara – 2/6/14
AST	7, vs. LBSU – 11/14/14
STL	3 at San Francisco – 1/16/14
BLK	1 at Pacific – 2/13/14
FGM	11 vs. San Diego – 1/04/14
FGA	16 vs. San Diego – 1/04/14
3PM	4 vs. San Diego – 1/04/14
3PA	9 vs. Pacific – 1/30/14
FTM	11 at USF – 1/16/14
FTA	12 at USF – 1/16/14

**MISCELLANEOUS**

	14-15	Career
Double-Figure Points	1 (1-0)	14 (10-4)
20-plus Points	0 (0-0)	1 (1-0)
Double-Figure Reb	0 (0-0)	0 (0-0)
Double-Doubles	0 (0-0)	0 (0-0)
3-plus Steals	0 (0-0)	1 (1-0)
3-plus Blocks	0 (0-0)	0 (0-0)
3-plus 3-point FG	0 (0-0)	3 (3-0)
Scoring Leader	0 (0-0)	1 (1-0)
Rebound Leader	0 (0-0)	0 (0-0)
Assist Leader	1 (1-0)	3 (3-0)

**Before BYU**

- Named an NJCAA All-America First Team honoree as a sophomore at Salt Lake CC

**2014-15 GAME-BY-GAME**

Opponent	Date	GS	Min	FG	FGA	Pct	3FG	FGA	Pct	FT	FTA	Pct	Off	Def	TR	Avg	PF	FO	A	TO	Blk	Stl	Pts	Avg	
Long Beach State	11/14/14		24	5	7	.714	2	3	.667	6	6	1.000	0	0	0	0.0	3	0	7	2	0	0	18	18.0	
Arkansas-Little Rock	11/18/14		16	2	6	.333	0	3	.000	0	0	.000	0	0	0	0.0	0	0	3	2	0	0	4	11.0	
Southern Virginia	11/19/14																								
vs. San Diego State	11/24/14																								
vs. Pitt/Chaminade	11/25/14																								
vs. TBD	11/26/14																								
Eastern Kentucky	11/29/14																								
at Utah State	12/02/14																								
vs. Hawai'i	12/06/14																								
Utah	12/10/14																								
at Weber State	12/13/14																								
Stanford	12/20/14																								
UMass	12/23/14																								
Gonzaga	12/27/14																								
Portland	12/29/14																								
at Santa Clara	01/01/15																								
at San Francisco	01/03/15																								
Pepperdine	01/08/15																								
Loyola Marymount	01/10/15																								
at Pacific	01/15/15																								
at Saint Mary's	01/17/15																								
at San Diego	01/24/15																								
San Francisco	01/29/15																								
Santa Clara	01/31/15																								
at Pepperdine	02/05/15																								
at Loyola Marymount	02/07/15																								
Saint Mary's	02/12/15																								
Pacific	02/14/15																								
San Diego	02/19/15																								
at Portland	02/26/15																								
at Gonzaga	02/28/15																								
Totals			0	40	7	13	.538	2	6	.333	6	6	1.000	0	0	0	0.0	3	0	10	4	0	0	22	11.0

**CAREER STATISTICS (ALL GAMES)**

Year	GP	GS	Min	Avg	FG	FGA	Pct	3FG	FGA	Pct	FT	FTA	Pct	Off	Def	TR	Avg	PF	FO	A	TO	Blk	Stl	Pts	Avg
2013-14	35	13	528	15.1	84	195	.431	29	93	.312	49	58	.845	6	44	50	1.4	49	0	35	29	1	15	246	7.0
2014-15	2	0	40	20.0	7	13	.538	2	6	.333	6	6	1.000	0	0	0	0.0	3	0	10	4	0	0	22	11.0
TOTAL	37	13	568	15.4	91	208	.438	31	99	.313	55	64	.859	6	44	50	1.4	52	0	45	33	1	15	268	7.2

**CAREER STATISTICS (CONFERENCE GAMES)**

Year	GP	GS	Min	Avg	FG	FGA	Pct	3FG	FGA	Pct	FT	FTA	Pct	Off	Def	TR	Avg	PF	FO	A	TO	Blk	Stl	Pts	Avg	
2013-14	18	13	346	19.2	52	130	.400	19	64	.297	35	40	.875	5	32	37	2.1	25	0	23	21	1	7	158	8.8	
2014-15																										
TOTAL	18	13	346	19.2	52	130	.400	19	64	.297	35	40	.875	5	32	37	2.1	25	0	23	21	1	7	158	8.8	

#24 • FRANK BARTLEY IV  
6-3 • 200 • SO • GUARD



BATON ROUGE, LA.  
FUTURE COLLEGE PREP

**2014-15 SEASON HIGHS**

PTS	3 vs. LBSU – 11/14/14
1st H	3 vs. LBSU – 11/14/14
2nd H	2 vs. UALR – 11/18/14
REB	1, twice, last vs. UALR – 11/18/14
AST	2 vs. UALR – 11/18/14
STL	—
BLK	—
FGM	1, twice, last vs. UALR – 11/18/14
FGA	2 vs. LBSU – 11/14/14
3PM	—
3PA	1 vs. LBSU – 11/14/14
FTM	1 vs. LBSU – 11/14/14
FTA	2 vs. LBSU – 11/14/14

**CAREER HIGHS**

PTS	16 vs. Mount St. Mary's – 11/15/13
1st H	10 vs. Mount St. Mary's – 11/15/13
2nd H	11 vs. Utah State – 11/30/13
REB	7, twice, last vs. LMU – 12/28/13
AST	6 vs. Prairie View A&M – 12/11/13
STL	2, twice, last vs. North Texas – 12/3/13
BLK	1, 6 times, last vs. Portland – 2/24/14
FGM	6 vs. Mount St. Mary's – 11/15/13
FGA	11 vs. Utah State – 11/30/13
3PM	3 vs. Texas – 11/25/13
3PA	5 vs. Wichita State – 11/26/13
FTM	6, twice, last at UMass – 12/7/13
FTA	8, twice, last at UMass – 12/7/13

**MISCELLANEOUS**

	14-15	Career
Double-Figure Points	0 (0-0)	6 (4-2)
20-plus Points	0 (0-0)	0 (0-0)
Double-Figure Reb	0 (0-0)	0 (0-0)
Double-Doubles	0 (0-0)	0 (0-0)
3-plus Steals	0 (0-0)	0 (0-0)
3-plus Blocks	0 (0-0)	0 (0-0)
3-plus 3-point FG	0 (0-0)	1 (1-0)
Scoring Leader	0 (0-0)	0 (0-0)
Rebound Leader	0 (0-0)	0 (0-0)
Assist Leader	0 (0-0)	2 (1-1)

**2014-15 SEASON — PPG: 2.5 RPG: 1.0 APG: 1.0 SPG: 0.0 BPG: 0.0 FG%: .667 3FG%: .000 FT%: .333**

**Last Time Out**

- Scored 2 points, had 2 assists and grabbed a rebound vs. UALR

**In 2014-15 • Sophomore**

- Scored 3 points and grabbed 1 rebound in 4 minutes vs. Long Beach State

**In 2013-14 • Freshman**

- Posted season highs of 16 points (Mount St. Mary's), 7 rebounds (twice), 6 assists (Prairie View A&M), 2 steals (twice), 6 field goals made (Mount St. Mary's), 3 3-pointers made (Texas), 6 free throws made (twice)
- Scored 14 points and grabbed five rebounds against Utah State on Nov. 30
- Scored 5 points and had 6 assists to go along with 4 rebounds against Prairie View A&M on Dec. 11
- Scored 6 points, grabbed 7 rebounds and had 4 assists against Loyola Marymount on Dec. 28
- Scored in double figures 5 times, hit 3 threes once and led the team in assists twice
- Averaged 3.9 points and 2.1 rebounds and totaled 25 assists and 13 steals

- Averaged 19.7 points, 8.5 rebounds, 6.7 assists, 3.3 steals and 1.0 blocks
- Played three years of high school basketball at Christian Life Academy
- As a senior led Christian Life to a 26-7 overall record and the 1A state title
- Was named LSWA Class 1A MVP, first-team all-state and District 7-1A co-MVP while averaging 14.2 points, 6.2 rebounds and 3.3 assists
- As a junior earned District 7-1A MVP honors and was named all-state and all-metro
- Was a member of the state championship team as a sophomore
- Played football at Christian Life, earned all-district honors and recorded 800-plus receiving yards as a senior

**Personal**

- Parents are Frank Bartley III and Janice
- Has three sisters
- Also recruited by Auburn, Fordham, George Mason, Marquette, San Diego State and Utah

**Before BYU**

- Played in 2012-13 at Future College Prep for Les Bean
- Led Future College Prep to a record of 52-13 and the West Coast Prep title

**2014-15 GAME-BY-GAME**

Opponent	Date	GS	Min	FG	FGA	Pct	3FG	FGA	Pct	FT	FTA	Pct	Off	Def	TR	Avg	PF	FO	A	TO	Blk	Stl	Pts	Avg	
Long Beach State	11/14/14		4	1	2	.500	0	1	.000	1	2	.500	0	1	1	1.0	0	0	0	1	0	0	3	3.0	
Arkansas-Little Rock	11/18/14		4	1	1	1.000	0	0	.000	0	1	.000	0	1	1	1.0	0	0	2	0	0	0	2	2.5	
Southern Virginia	11/19/14																								
vs. San Diego State	11/24/14																								
vs. Pitt/Chaminade	11/25/14																								
vs. TBD	11/26/14																								
Eastern Kentucky	11/29/14																								
at Utah State	12/02/14																								
vs. Hawai'i	12/06/14																								
Utah	12/10/14																								
at Weber State	12/13/14																								
Stanford	12/20/14																								
UMass	12/23/14																								
Gonzaga	12/27/14																								
Portland	12/29/14																								
at Santa Clara	01/01/15																								
at San Francisco	01/03/15																								
Pepperdine	01/08/15																								
Loyola Marymount	01/10/15																								
at Pacific	01/15/15																								
at Saint Mary's	01/17/15																								
at San Diego	01/24/15																								
San Francisco	01/29/15																								
Santa Clara	01/31/15																								
at Pepperdine	02/05/15																								
at Loyola Marymount	02/07/15																								
Saint Mary's	02/12/15																								
Pacific	02/14/15																								
San Diego	02/19/15																								
at Portland	02/26/15																								
at Gonzaga	02/28/15																								
Totals			0	8	2	3	.667	0	1	.000	1	3	.333	0	2	2	1.0	0	0	2	1	0	0	5	2.5

**CAREER STATISTICS (ALL GAMES)**

Year	GP	GS	Min	Avg	FG	FGA	Pct	3FG	FGA	Pct	FT	FTA	Pct	Off	Def	TR	Avg	PF	FO	A	TO	Blk	Stl	Pts	Avg
2013-14	34	0	370	10.9	44	119	.370	12	36	.333	32	62	.516	21	51	72	2.1	26	0	25	15	6	13	132	3.9
2014-15	2	0	8	4.0	2	3	.667	0	1	.000	1	3	.333	0	2	2	1.0	0	0	2	1	0	0	5	2.5
TOTAL	36	0	378	10.5	46	122	.377	12	37	.324	33	65	.508	21	53	74	2.1	26	0	27	16	6	13	137	3.8

**CAREER STATISTICS (CONFERENCE GAMES)**

Year	GP	GS	Min	Avg	FG	FGA	Pct	3FG	FGA	Pct	FT	FTA	Pct	Off	Def	TR	Avg	PF	FO	A	TO	Blk	Stl	Pts	Avg	
2013-14	17	0	99	5.8	8	33	.242	0	7	.000	2	13	.154	8	13	21	1.2	3	0	11	2	1	3	18	1.1	
2014-15																										
TOTAL	17	0	99	5.8	8	33	.242	0	7	.000	2	13	.154	8	13	21	1.2	3	0	11	2	1	3	18	1.1	

#30 • DALTON NIXON  
6-7 • 215 • FR • FORWARD



OREM, UTAH  
OREM HS

2014-15 SEASON — PPG: 2.0 RPG: 0.5 APG: 0.5 SPG: 0.0 BPG: 0.0 FG%: .500 3FG%: .000 FT%: .000

Last Time Out

- Scored 4 points on a pair of dunks and added 1 assist vs. UALR

In 2014-15 • Freshman

- Played 7 minutes and grabbed 1 rebound vs. Long Beach State

Before BYU

- A four-year letterman playing for Golden Holt at Orem High School
- Orem's all-time leading scorer with 1,367 points and a three-time first-team all-state honoree
- As a senior averaged 20.2 points, 8.9 rebounds, 1.7 assists and 1.1 steals as Orem finished 18-9 overall, 10-2 in region play and advanced to the 4A state championship game
- Named first-team all-state by the Deseret News and the Salt Lake Tribune
- As a junior averaged 17.5 points, 8.2 rebounds, 1.7 assists and 1.3 steals and hit 21 threes as Orem finished 20-4 overall and 13-1 in region play
- Named first-team all-state by the Deseret News and the Salt Lake Tribune, All-Valley by the Daily Herald
- As a sophomore averaged 12.5 points and 5.5 rebounds and hit 33 threes as Orem finished 24-1 overall, 14-0 in region play and won the 4A Utah state title
- Named first-team all-state by the Deseret News and the Salt Lake Tribune and All-Valley by the Daily Herald
- Named the 4A Tournament MVP as a sophomore
- National position recruiting rankings: 51st by ESPN
- Played for the Utah Prospects during the AAU season

Personal

- Parents are Kevin and Stephanie Nixon
- Has two sisters
- His father Kevin Nixon played at BYU from 1991-93
- Also recruited by Arizona State, Creighton, Hawaii, San Diego, San Francisco, Utah, Utah State and Weber State

2014-15 SEASON HIGHS

PTS	4 vs. UALR – 11/18/14
1st H	—
2nd H	4 vs. UALR – 11/18/14
REB	1 vs. LBSU – 11/14/14
AST	1 vs. UALR – 11/18/14
STL	—
BLK	—
FGM	2 vs. UALR – 11/18/14
FGA	3 vs. UALR – 11/18/14
3PM	—
3PA	1 vs. LBSU – 11/14/14
FTM	—
FTA	—

MISCELLANEOUS

	14-15	Career
Double-Figure Points	0 (0-0)	0 (0-0)
20-plus Points	0 (0-0)	0 (0-0)
Double-Figure Reb	0 (0-0)	0 (0-0)
Double-Doubles	0 (0-0)	0 (0-0)
3-plus Steals	0 (0-0)	0 (0-0)
3-plus Blocks	0 (0-0)	0 (0-0)
3-plus 3-point FG	0 (0-0)	0 (0-0)
Scoring Leader	0 (0-0)	0 (0-0)
Rebound Leader	0 (0-0)	0 (0-0)
Assist Leader	0 (0-0)	0 (0-0)

2014-15 GAME-BY-GAME

Opponent	Date	GS	Min	FG	FGA	Pct	3FG	FGA	Pct	FT	FTA	Pct	Off	Def	TR	Avg	PF	FO	A	TO	Blk	Stl	Pts	Avg
Long Beach State	11/14/14		7	0	1	.000	0	1	.000	0	0	.000	0	1	1	1.0	2	0	0	0	0	0	0	0.0
Arkansas-Little Rock	11/18/14		7	2	3	.667	0	0	.000	0	0	.000	0	0	0	0.5	1	0	1	0	0	0	4	2.0
Southern Virginia	11/19/14																							
vs. San Diego State	11/24/14																							
vs. Pitt/Chaminade	11/25/14																							
vs. TBD	11/26/14																							
Eastern Kentucky	11/29/14																							
at Utah State	12/02/14																							
vs. Hawai'i	12/06/14																							
Utah	12/10/14																							
at Weber State	12/13/14																							
Stanford	12/20/14																							
UMass	12/23/14																							
Gonzaga	12/27/14																							
Portland	12/29/14																							
at Santa Clara	01/01/15																							
at San Francisco	01/03/15																							
Pepperdine	01/08/15																							
Loyola Marymount	01/10/15																							
at Pacific	01/15/15																							
at Saint Mary's	01/17/15																							
at San Diego	01/24/15																							
San Francisco	01/29/15																							
Santa Clara	01/31/15																							
at Pepperdine	02/05/15																							
at Loyola Marymount	02/07/15																							
Saint Mary's	02/12/15																							
Pacific	02/14/15																							
San Diego	02/19/15																							
at Portland	02/26/15																							
at Gonzaga	02/28/15																							
Totals		0	14	2	4	.500	0	1	.000	0	0	.000	0	1	1	0.5	3	0	1	0	0	0	4	2.0

CAREER STATISTICS (ALL GAMES)

Year	GP	GS	Min	Avg	FG	FGA	Pct	3FG	FGA	Pct	FT	FTA	Pct	Off	Def	TR	Avg	PF	FO	A	TO	Blk	Stl	Pts	Avg
2014-15	2	0	14	7.0	2	4	.500	0	1	.000	0	0	.000	0	1	1	0.5	3	0	1	0	0	0	4	2.0
TOTAL	2	0	14	7.0	2	4	.500	0	1	.000	0	0	.000	0	1	1	0.5	3	0	1	0	0	0	4	2.0

CAREER STATISTICS (CONFERENCE GAMES)

Year	GP	GS	Min	Avg	FG	FGA	Pct	3FG	FGA	Pct	FT	FTA	Pct	Off	Def	TR	Avg	PF	FO	A	TO	Blk	Stl	Pts	Avg
2014-15																									
TOTAL																									

#33 • NATE AUSTIN  
6-11 • 230 • SR • FORWARD



ALPINE, UTAH  
LONE PEAK HS

2014-15 SEASON — PPG: 7.0 RPG: 10.0 APG: 1.5 SPG: 1.0 BPG: 1.0 FG%: .714 3FG%: 1.000 FT%: .750

Last Time Out

- Totaled 8 points on 4 of 4 shooting, 11 rebounds and 2 steals vs. UALR

In 2014-15 • Senior

- Scored 6 points, grabbed 9 rebounds, had 3 assists and 2 blocks against Long Beach State

In 2013-14 • Junior

- Ranked 53rd in the nation in total rebounds and 97th in rebounds per game
- Ranked 4th in the WCC in rebounding, 4th in offensive rebounds, 4th in defensive rebounds and 9th in blocks
- In the BYU record book, totaled the 3rd most offensive rebounds in a season, 2nd most personal fouls in a season and 5th most games started in a season
- Posted season highs of 12 points (at Stanford), 16 rebounds (San Francisco), 4 assists (Prairie View A&M), 4 steals (Prairie View A&M), 3 blocks (North Texas), 5 field goals made (at Stanford) and 5 free throws made (at Portland)
- Scored in double figures twice, had double figure rebounds 10 times, had 1 double-double and had 3-plus steals once and 3-plus blocks once

In 2012-13 • Sophomore

- Was 17th in the WCC in rebounding, 13th in blocked shots, 9th in offensive rebounds
- Played in all 36 games and started 7, including the last 5-straight

- Posted season highs of 9 points (at Gonzaga, vs. Baylor), 11 rebounds (vs. Baylor), 4 assists (vs. Eastern New Mexico), 3 steals (at Iowa State) and 3 blocks (twice)

In 2011-12 • Freshman

- Played in every game this season and started 1 game
- Posted season highs of 15 points, 10 rebounds, 3 assists and 2 blocks
- Tied for 10th in the WCC in offensive rebounds in league games
- Career-high 15 points came on 7 of 8 shooting vs. Weber State

Before BYU

- Helped Lone Peak to a 22-3 record as a senior
- Earned first-team all-state honors as a senior
- Averaged 11.5 points while helping the Knights to a trip to the state title game in 2009
- Helped Lone Peak win the 2008 state title
- Played with fellow Cougars Tyler Haws and Josh Sharp at Lone Peak
- Coached by Quincy Lewis
- Played for Salt Lake Metro club team directed by Dave Hammer and coached by Marty Haws

Personal

- Parents are Randy and Leslie Austin
- Served a mission for The Church of Jesus Christ of Latter-day Saints in McAllen, Texas
- Also recruited by Boise State and Utah State

2014-15 SEASON HIGHS

PTS	8 vs. UALR – 11/18/14
1st H	2, twice, last vs. UALR – 11/18/14
2nd H	6 vs. UALR – 11/18/14
REB	11 vs. UALR – 11/18/14
AST	3 vs. LBSU – 11/14/14
STL	2 vs. UALR – 11/18/14
BLK	2 vs. LBSU – 11/14/14
FGM	4 vs. UALR – 11/18/14
FGA	4 vs. UALR – 11/18/14
3PM	1 vs. LBSU – 11/14/14
3PA	1 vs. LBSU – 11/14/14
FTM	3 vs. LBSU – 11/14/14
FTA	4 vs. LBSU – 11/14/14

CAREER HIGHS

PTS	15 vs. Weber State – 12/07/11
1st H	9, twice, last vs. Baylor – 4/2/13
2nd H	13 vs. Weber State – 12/7/11
REB	16 vs. San Francisco – 2/08/14
AST	4, twice, last vs. PVAMU – 12/11/13
STL	4 vs. Prairie View A&M – 12/11/13
BLK	3, 3 times, last vs. North Texas – 12/3/13
FGM	7 vs. Weber State – 12/07/11
FGA	8 vs. Weber State – 12/07/11
3PM	1, 13x, last vs. LBSU – 11/14/14
3PA	2, 13 times, last vs. MSM – 11/15/13
FTM	5, 3 times, last at San Diego – 3/1/14
FTA	6, 3 times, last vs. Saint Mary's – 2/1/14

MISCELLANEOUS

	14-15	Career
Double-Figure Points	0 (0-0)	4 (4-0)
20-plus Points	0 (0-0)	0 (0-0)
Double-Figure Reb	1 (1-0)	13 (7-6)
Double-Doubles	0 (0-0)	1 (1-0)
3-plus Steals	0 (0-0)	2 (1-1)
3-plus Blocks	0 (0-0)	3 (2-1)
3-plus 3-point FG	0 (0-0)	0 (0-0)
Scoring Leader	0 (0-0)	0 (0-0)
Rebound Leader	2 (2-0)	26 (19-7)
Assist Leader	0 (0-0)	1 (1-0)

2014-15 GAME-BY-GAME

Opponent	Date	GS	Min	FG	FGA	Pct	3FG	FGA	Pct	FT	FTA	Pct	Off	Def	TR	Avg	PF	FO	A	TO	Blk	Stl	Pts	Avg
Long Beach State	11/14/14	*	26	1	3	.333	1	1	1.00	3	4	.750	3	6	9	9.0	2	0	3	1	2	0	6	6.0
Arkansas-Little Rock	11/18/14	*	30	4	4	1.000	0	0	.000	0	0	.000	2	9	11	10.0	2	0	0	0	0	2	8	7.0
Southern Virginia	11/19/14																							
vs. San Diego State	11/24/14																							
vs. Pitt/Chaminade	11/25/14																							
vs. TBD	11/26/14																							
Eastern Kentucky	11/29/14																							
at Utah State	12/02/14																							
vs. Hawai'i	12/06/14																							
Utah	12/10/14																							
at Weber State	12/13/14																							
Stanford	12/20/14																							
UMass	12/23/14																							
Gonzaga	12/27/14																							
Portland	12/29/14																							
at Santa Clara	01/01/15																							
at San Francisco	01/03/15																							
Pepperdine	01/08/15																							
Loyola Marymount	01/10/15																							
at Pacific	01/15/15																							
at Saint Mary's	01/17/15																							
at San Diego	01/24/15																							
San Francisco	01/29/15																							
Santa Clara	01/31/15																							
at Pepperdine	02/05/15																							
at Loyola Marymount	02/07/15																							
Saint Mary's	02/12/15																							
Pacific	02/14/15																							
San Diego	02/19/15																							
at Portland	02/26/15																							
at Gonzaga	02/28/15																							
Totals		2	56	5	7	.714	1	1	1.000	3	4	.750	5	15	20	10.0	4	0	3	1	2	2	14	7.0

CAREER STATISTICS (ALL GAMES)

Year	GP	GS	Min	Avg	FG	FGA	Pct	3FG	FGA	Pct	FT	FTA	Pct	Off	Def	TR	Avg	PF	FO	A	TO	Blk	Stl	Pts	Avg
2011-12	35	1	450	12.9	58	107	.542	7	23	.304	20	39	.513	53	79	132	3.8	95	6	19	20	15	9	143	4.1
2012-13	36	7	631	17.5	52	109	.477	3	15	.200	24	41	.585	77	88	165	4.6	92	5	20	21	23	21	131	3.6
2013-14	35	35	934	26.7	48	88	.545	2	4	.500	34	52	.654	90	188	278	7.9	119	6	32	38	31	26	132	3.8
2014-15	2	2	56	28.0	5	7	.714	1	1	1.000	3	4	.750	5	15	20	10.0	4	0	3	1	2	2	14	7.0
TOTAL	108	45	2071	19.2	163	311	.524	13	43	.302	81	136	.596	225	370	695	5.5	310	17	74	80	71	58	420	3.9

CAREER STATISTICS (CONFERENCE GAMES)

Year	GP	GS	Min	Avg	FG	FGA	Pct	3FG	FGA	Pct	FT	FTA	Pct	Off	Def	TR	Avg	PF	FO	A	TO	Blk	Stl	Pts	Avg
2011-12	16	1	230	14.4	28	52	.538	2	10	.200	12	22	.545	33	36	69	4.3	48	4	9	8	5	5	70	4.4
2012-13	16	0	281	17.6	20	39	.513	1	8	.125	7	15	.467	29	39	68	4.3	41	2	8	9	10	9	48	3.0
2013-14	18	18	505	28.1	24	42	.571	0	0	.000	21	32	.656	50	94	144	8.0	59	3	13	21	15	9	69	3.8
2014-15																									
TOTAL	50	19	1016	20.3	72	133	.541	3	18	.167	40	69	.580	112	169	281	5.6	148	9	30	38	30	23	187	3.7

#35 • ISAAC NEILSON  
6-11 • 225 • FR • FORWARD



MISSION VIEJO, CALIFORNIA  
MISSION VIEJO HS

2014-15 SEASON — PPG: 7.0 RPG: 1.5 APG: 0.5 SPG: 0.0 BPG: 0.0 FG%: .500 3FG%: .000 FT%: .750

**Last Time Out**

- Scored 4 points and added 2 rebounds and 1 assist vs. UALR

**In 2014-15 • Freshman**

- Became the first freshman since 2005 to score in double digits in the season opener with 10 points, also grabbed 1 rebound vs. Long Beach State

**Before BYU**

- Played for Troy Roelen at Mission Viejo
- As a senior averaged 15.3 points, 11.3 rebounds and 5.0 blocks while Mission Viejo finished 29-3 overall and 7-1 in league play
- Posted season highs of 29 points, 25 rebounds and 11 blocks
- Named MaxPreps All-State Division II Second Team, All-CIF Southern Section Team Division 2AA, Orange County Register All-County Team
- Named MVP of the 2010 Diablo Inferno Tournament where he averaged 14 points, 12 rebounds and 8 blocks
- As a junior averaged 9.0 points, 9.0 rebounds and 4.5 blocks
- Named first-team All-South Coast Conference

**Personal**

- Served a two-year mission for The Church of Jesus Christ of Latter-day Saints in Alabama
- Parents are Jim and Janice
- Has three brothers and two sisters

**2014-15 SEASON HIGHS**

PTS	10 vs. LBSU – 11/14/14
1st H	8 vs. LBSU – 11/14/14
2nd H	4 vs. UALR – 11/18/14
REB	2 vs. UALR – 11/18/14
AST	—
STL	—
BLK	—
FGM	2, twice, last vs. UALR – 11/18/14
FGA	5 vs. UALR – 11/18/14
3PM	—
3PA	1 vs. UALR – 11/18/14
FTM	6 vs. LBSU – 11/14/14
FTA	7 vs. LBSU – 11/14/14

**MISCELLANEOUS**

	14-15	Career
Double-Figure Points	1 (1-0)	1 (1-0)
20-plus Points	0 (0-0)	0 (0-0)
Double-Figure Reb	0 (0-0)	0 (0-0)
Double-Doubles	0 (0-0)	0 (0-0)
3-plus Steals	0 (0-0)	0 (0-0)
3-plus Blocks	0 (0-0)	0 (0-0)
3-plus 3-point FG	0 (0-0)	0 (0-0)
Scoring Leader	0 (0-0)	0 (0-0)
Rebound Leader	0 (0-0)	0 (0-0)
Assist Leader	0 (0-0)	0 (0-0)

**2014-15 GAME-BY-GAME**

Opponent	Date	GS	Min	FG	FGA	Pct	3FG	FGA	Pct	FT	FTA	Pct	Off	Def	TR	Avg	PF	FO	A	TO	Blk	Stl	Pts	Avg
Long Beach State	11/14/14		11	2	3	.667	0	0	.000	6	7	.857	1	0	1	1.0	0	0	0	0	0	0	10	10.0
Arkansas-Little Rock	11/18/14		6	2	5	.400	0	1	.000	0	1	.000	1	1	2	1.5	2	0	1	0	0	0	4	7.0
Southern Virginia	11/19/14																							
vs. San Diego State	11/24/14																							
vs. Pitt/Chaminade	11/25/14																							
vs. TBD	11/26/14																							
Eastern Kentucky	11/29/14																							
at Utah State	12/02/14																							
vs. Hawai'i	12/06/14																							
Utah	12/10/14																							
at Weber State	12/13/14																							
Stanford	12/20/14																							
UMass	12/23/14																							
Gonzaga	12/27/14																							
Portland	12/29/14																							
at Santa Clara	01/01/15																							
at San Francisco	01/03/15																							
Pepperdine	01/08/15																							
Loyola Marymount	01/10/15																							
at Pacific	01/15/15																							
at Saint Mary's	01/17/15																							
at San Diego	01/24/15																							
San Francisco	01/29/15																							
Santa Clara	01/31/15																							
at Pepperdine	02/05/15																							
at Loyola Marymount	02/07/15																							
Saint Mary's	02/12/15																							
Pacific	02/14/15																							
San Diego	02/19/15																							
at Portland	02/26/15																							
at Gonzaga	02/28/15																							
Totals		0	17	4	8	.500	0	1	.000	6	8	.750	2	1	3	1.5	2	0	1	0	0	0	14	7.0

**CAREER STATISTICS (ALL GAMES)**

Year	GP	GS	Min	Avg	FG	FGA	Pct	3FG	FGA	Pct	FT	FTA	Pct	Off	Def	TR	Avg	PF	FO	A	TO	Blk	Stl	Pts	Avg
2014-15	2	0	17	8.5	4	8	.500	0	1	.000	6	8	.750	2	1	3	1.5	2	0	1	0	0	0	14	7.0
TOTAL	2	0	17	8.5	4	8	.500	0	1	.000	6	8	.750	2	1	3	1.5	2	0	1	0	0	0	14	7.0

**CAREER STATISTICS (CONFERENCE GAMES)**

Year	GP	GS	Min	Avg	FG	FGA	Pct	3FG	FGA	Pct	FT	FTA	Pct	Off	Def	TR	Avg	PF	FO	A	TO	Blk	Stl	Pts	Avg
2014-15																									
TOTAL																									

**#41 • LUKE WORTHINGTON**  
6-10 • 235 • SO • FORWARD



MEQUON, WIS.  
HOMESTEAD HS

**2014-15 SEASON — PPG: 4.5 RPG: 3.0 APG: 0.0 SPG: 0.5 BPG: 0.0 FG%: .444 3FG%: .000 FT%: .500**

**Last Time Out**

- Tied his career highs with 7 points and 4 rebounds vs. UALR ... also added one steal

**In 2014-15 • Sophomore**

- Scored 2 points and grabbed 2 rebounds in his fourth career start vs. LBSU

**In 2013-14 • Freshman**

- Posted season highs of 7 points (Santa Clara), 4 rebounds (at Saint Mary's), 2 field goals made (twice), 3 free throws made (Santa Clara).
- Hit 2 of 3 from the field and 3 of 4 from the free throw line to score 7 points against Santa Clara on Feb. 6
- Grabbed 4 rebounds, including 3 on the offensive end, and scored a point against Saint Mary's on Feb. 15
- Started in games against Portland, San Diego and Loyola Marymount from Feb. 22 until March 8
- Scored 5 points against Portland on Feb. 22
- Scored 4 points against Mount St. Mary's
- Averaged 1.0 points and 0.9 rebounds and shot .462 from the field

- As a senior was a team captain and averaged 13.6 points and 10.0 rebounds per game
- Led Homestead to a record of 13-7 overall and 8-4 in league play
- Named Wisconsin Basketball Coaches Association Division I All-State Honorable Mention
- Named third-team All-Area by the Milwaukee Wisconsin Journal Sentinel
- Named first-team All-North Shore Conference
- As a junior, averaged 12 points, 9 rebounds and 2 blocks
- Led Homestead to a record of 15-5 overall and 10-3 in league play
- Named first-team All-North Shore Conference
- Played for Wisconsin Playground Elite coached by Duane "Ike" Wilson
- Played football at Homestead, was a team captain and helped lead team to the 2012 Wisconsin state title
- Received all-conference, all-region and all-state honors in football
- Recruited by BYU and Wisconsin to play football
- Maintained a GPA above 4.0 and was a member of the National Honor Society

**Personal**

- Parents are John and Kris Worthington
- Has one brother and two sisters
- Also recruited by Butler, Princeton, Penn, Davidson, Yale, DePaul, Lehigh, Bucknell, Utah State and Saint Louis

**2014-15 SEASON HIGHS**

PTS	7 vs. UALR – 11/18/14
1st H	7 vs. UALR – 11/18/14
2nd H	—
REB	4 vs. UALR – 11/18/14
AST	—
STL	1 vs. UALR – 11/18/14
BLK	—
FGM	3 vs. UALR – 11/18/14
FGA	7 vs. UALR – 11/18/14
3PM	—
3PA	—
FTM	1 vs. UALR – 11/18/14
FTA	2 vs. UALR – 11/18/14

**CAREER HIGHS**

PTS	7, twice, last vs. UALR – 11/18/14
1st H	7 vs. UALR – 11/18/14
2nd H	3 vs. Santa Clara – 2/6/14
REB	4, twice, last vs. UALR – 11/18/14
AST	1, 3 times, last vs. San Diego – 1/4/14
STL	1, 5 times, last vs. UALR – 11/18/14
BLK	1, twice, last at San Diego – 3/1/14
FGM	3 vs. UALR – 11/18/14
FGA	7 vs. UALR – 11/18/14
3PM	—
3PA	—
FTM	3 vs. Santa Clara – 2/6/14
FTA	4 vs. Santa Clara – 2/6/14

**MISCELLANEOUS**

	14-15	Career
Double-Figure Points	0 (0-0)	0 (0-0)
20-plus Points	0 (0-0)	0 (0-0)
Double-Figure Reb	0 (0-0)	0 (0-0)
Double-Doubles	0 (0-0)	0 (0-0)
3-plus Steals	0 (0-0)	0 (0-0)
3-plus Blocks	0 (0-0)	0 (0-0)
3-plus 3-point FG	0 (0-0)	0 (0-0)
Scoring Leader	0 (0-0)	0 (0-0)
Rebound Leader	0 (0-0)	0 (0-0)
Assist Leader	0 (0-0)	0 (0-0)

**Before BYU**

- Played for Kevin McKenna at Homestead High School
- Ranked the No. 7 prospect in the class of 2013 in the state of Wisconsin and No. 43 among power forwards nationally by ESPN.com
- One of seven Wisconsin players nominated for the McDonald's All-America Game

**2014-15 GAME-BY-GAME**

Opponent	Date	GS	Min	FG	FGA	Pct	3FG	FGA	Pct	FT	FTA	Pct	Off	Def	TR	Avg	PF	FO	A	TO	Blk	Stl	Pts	Avg	
Long Beach State	11/14/14	*	13	1	2	.500	0	0	.000	0	0	.000	1	1	2	2.0	2	0	0	1	0	0	2	2.0	
Arkansas-Little Rock	11/18/14	*	16	3	7	.429	0	0	.000	1	2	.500	1	3	4	3.0	2	0	0	0	0	1	7	4.5	
Southern Virginia	11/19/14																								
vs. San Diego State	11/24/14																								
vs. Pitt/Chaminade	11/25/14																								
vs. TBD	11/26/14																								
Eastern Kentucky	11/29/14																								
at Utah State	12/02/14																								
vs. Hawai'i	12/06/14																								
Utah	12/10/14																								
at Weber State	12/13/14																								
Stanford	12/20/14																								
UMass	12/23/14																								
Gonzaga	12/27/14																								
Portland	12/29/14																								
at Santa Clara	01/01/15																								
at San Francisco	01/03/15																								
Pepperdine	01/08/15																								
Loyola Marymount	01/10/15																								
at Pacific	01/15/15																								
at Saint Mary's	01/17/15																								
at San Diego	01/24/15																								
San Francisco	01/29/15																								
Santa Clara	01/31/15																								
at Pepperdine	02/05/15																								
at Loyola Marymount	02/07/15																								
Saint Mary's	02/12/15																								
Pacific	02/14/15																								
San Diego	02/19/15																								
at Portland	02/26/15																								
at Gonzaga	02/28/15																								
Totals			2	29	4	9	.444	0	0	.000	1	2	.500	2	4	6	3.0	4	0	0	1	0	1	9	4.5

**CAREER STATISTICS (ALL GAMES)**

Year	GP	GS	Min	Avg	FG	FGA	Pct	3FG	FGA	Pct	FT	FTA	Pct	Off	Def	TR	Avg	PF	FO	A	TO	Blk	Stl	Pts	Avg
2013-14	31	3	251	8.1	12	26	.462	0	0	.000	8	20	.400	13	16	29	0.9	56	2	4	14	2	4	32	1.0
2014-15	2	2	29	14.5	4	9	.444	0	0	.000	1	2	.500	2	4	6	3.0	4	0	0	1	0	1	9	4.5
TOTAL	33	5	280	8.5	16	35	.457	0	0	.000	9	22	.409	15	20	35	1.1	60	2	4	15	2	5	41	1.2

**CAREER STATISTICS (CONFERENCE GAMES)**

Year	GP	GS	Min	Avg	FG	FGA	Pct	3FG	FGA	Pct	FT	FTA	Pct	Off	Def	TR	Avg	PF	FO	A	TO	Blk	Stl	Pts	Avg	
2013-14	16	2	147	9.2	5	10	.500	0	0	.000	7	12	.583	11	8	19	1.2	33	2	2	7	2	4	17	1.1	
2014-15																										
TOTAL	16	2	147	9.2	5	10	.500	0	0	.000	7	12	.583	11	8	19	1.2	33	2	2	7	2	4	17	1.1	



#44 • CORBIN KAUFUSI  
6-10 • 245 • FR • CENTER



PROVO, UTAH  
TIMPVIEW HS

2014-15 SEASON — PPG: 2.5 RPG: 2.5 APG: 0.0 SPG: 0.0 BPG: 0.0 FG%: .400 3FG%: .000 FT%: .333

**Last Time Out**

- Posted career highs of 5 points and 4 rebounds vs. UALR

**In 2014-15 • Freshman**

- Played 6 minutes and grabbed 1 rebound against Long Beach State

**Before BYU**

- Coached by Perry Wildeboer at Timpview High School
- As a junior averaged 11.6 points while helping Timpview to a record of 19-6
- As a sophomore helped Timpview win the 4A state title and finish with a record of 19-7
- Played in the 2011 All-Valley Basketball All-Star Classic
- Played football and helped Timpview win state titles in 2008 and 2009
- Second-team all-state in football in 2011
- A member of the National Honors Society and a four-year academic honoree
- Also recruited by Stanford to play football

**Personal**

- Parents are Steve (an assistant coach on the BYU football team) and Michelle and has four siblings
- Brother Bronson plays football at BYU and played basketball for the Cougars in 2012-13
- Served a two-year mission for The Church of Jesus Christ of Latter-day Saints in South Korea
- An Eagle Scout

**2014-15 SEASON HIGHS**

PTS	5 vs. UALR – 11/18/14
1st H	3 vs. UALR – 11/18/14
2nd H	2 vs. UALR – 11/18/14
REB	1 vs. LBSU – 11/14/14
AST	—
STL	—
BLK	—
FGM	2 vs. UALR – 11/18/14
FGA	4 vs. UALR – 11/18/14
3PM	—
3PA	—
FTM	1 vs. UALR – 11/18/14
FTA	3 vs. UALR – 11/18/14

**MISCELLANEOUS**

	14-15	Career
Double-Figure Points	0 (0-0)	0 (0-0)
20-plus Points	0 (0-0)	0 (0-0)
Double-Figure Reb	0 (0-0)	0 (0-0)
Double-Doubles	0 (0-0)	0 (0-0)
3-plus Steals	0 (0-0)	0 (0-0)
3-plus Blocks	0 (0-0)	0 (0-0)
3-plus 3-point FG	0 (0-0)	0 (0-0)
Scoring Leader	0 (0-0)	0 (0-0)
Rebound Leader	0 (0-0)	0 (0-0)
Assist Leader	0 (0-0)	0 (0-0)

**2014-15 GAME-BY-GAME**

Opponent	Date	GS	Min	FG	FGA	Pct	3FG	FGA	Pct	FT	FTA	Pct	Off	Def	TR	Avg	PF	FO	A	TO	Blk	Stl	Pts	Avg
Long Beach State	11/14/14		6	0	1	.000	0	0	.000	0	0	.000	1	0	1	1.0	3	0	0	1	0	0	0	0.0
Arkansas-Little Rock	11/18/14		12	2	4	.500	0	0	.000	1	3	.333	3	1	4	2.5	2	0	0	1	0	0	5	2.5
Southern Virginia	11/19/14																							
vs. San Diego State	11/24/14																							
vs. Pitt/Chaminade	11/25/14																							
vs. TBD	11/26/14																							
Eastern Kentucky	11/29/14																							
at Utah State	12/02/14																							
vs. Hawai'i	12/06/14																							
Utah	12/10/14																							
at Weber State	12/13/14																							
Stanford	12/20/14																							
UMass	12/23/14																							
Gonzaga	12/27/14																							
Portland	12/29/14																							
at Santa Clara	01/01/15																							
at San Francisco	01/03/15																							
Pepperdine	01/08/15																							
Loyola Marymount	01/10/15																							
at Pacific	01/15/15																							
at Saint Mary's	01/17/15																							
at San Diego	01/24/15																							
San Francisco	01/29/15																							
Santa Clara	01/31/15																							
at Pepperdine	02/05/15																							
at Loyola Marymount	02/07/15																							
Saint Mary's	02/12/15																							
Pacific	02/14/15																							
San Diego	02/19/15																							
at Portland	02/26/15																							
at Gonzaga	02/28/15																							
Totals		0	18	2	5	.400	0	0	.000	1	3	.333	4	1	5	2.5	5	0	0	2	0	0	5	2.5

**CAREER STATISTICS (ALL GAMES)**

Year	GP	GS	Min	Avg	FG	FGA	Pct	3FG	FGA	Pct	FT	FTA	Pct	Off	Def	TR	Avg	PF	FO	A	TO	Blk	Stl	Pts	Avg
2014-15	2	0	18	9.0	2	5	.400	0	0	.000	1	3	.333	4	1	5	2.5	5	0	0	2	0	0	5	2.5
TOTAL	2	0	18	9.0	2	5	.400	0	0	.000	1	3	.333	4	1	5	2.5	5	0	0	2	0	0	5	2.5

**CAREER STATISTICS (CONFERENCE GAMES)**

Year	GP	GS	Min	Avg	FG	FGA	Pct	3FG	FGA	Pct	FT	FTA	Pct	Off	Def	TR	Avg	PF	FO	A	TO	Blk	Stl	Pts	Avg
2014-15																									
TOTAL																									

**5 players scored in double figures**

11/14/14 vs. LBSU, Haws 21, Halford 18, Fischer 17, Winder 12, Neilson 10

**6 players scored in double figures**

1/18/14 at Santa Clara, Collinsworth 18, Haws 16, Winder 16, Carlino 15, Mika 10, Halford 10

**No players scored in double figures**

2/21/05 at Air Force, 39-70 L

**One player recorded a double-double**

3/10/14 vs. San Francisco  
Kyle Collinsworth, 18 points, 12 rebounds  
Eric Mika, 11 points, 10 rebounds

**Two players recorded a double-double**

3/10/14 vs. San Francisco  
Kyle Collinsworth, 18 points, 12 rebounds  
Eric Mika, 11 points, 10 rebounds

**Two double-digit rebounders**

3/10/14 vs. San Francisco  
Collinsworth and Mika - 12 and 10 rebounds

**Six players had 5 or more rebounds**

1/1/11 vs. Fresno Pacific, C. Collinsworth-8, Rogers-5, Emery-5, Hartsock-5, Abouo-5, Davies-5

**Five players had 6 or more rebounds**

11/20/10 vs. Chicago State, Abouo-8, K. Collinsworth-7, Rogers-7, Anderson-6, C. Collinsworth-6, Davies-6

**Four players had 9 or more rebounds**

12/30/06 vs. Seton Hall, Commard-12, Plaisted-9  
Young-9, Ainge-9

**Two players fouled out**

1/23/14 at Portland  
Nate Austin, Eric Mika

**Three or more players fouled out**

1/3/09 vs. Wake Forest  
Chris Miles, Gavin MacGregor, Charles Abouo

**A BYU player received a technical foul**

1/30/14 vs. Pacific, Kyle Collinsworth

**An opponent player received a technical foul**

1/30/14 vs. Pacific, Trevin Harris

**BYU coach received a technical foul**

11/26/13 vs. Wichita State, Dave Rose

**An opponent Coach received a technical foul**

11/18/14 vs. Arkansas-Little Rock

**A BYU player ejected from a game**

12/14/13 at Utah, Eric Mika (flagrant 2 foul)

**An opponent player ejected from a game**

2/1/14 vs. Saint Mary's, Garrett Jackson (flagrant 2 foul)

**A coach ejected from the game**

11/30/05 vs. Lamar (at Delta Center)  
Lamar coach Billy Tubbs (2 technical fouls)

**AT LEAST two players scored 20+ points**

3/8/14 vs. Loyola Marymount, Collinsworth 23, Haws 22

**Three players scored 20+ points**

3/19/13 vs. Washington, Haws 37, Davies 22, Carlino 20

**Four players scored 20+ points**

1/13/79 vs. New Mexico, D. Ainge-27, Scott Runia-25, Devin Durrant-20, Alan Taylor-20

**Two players scored 25+ points**

3/18/10 vs. Florida-NCAA 1st Round  
Jimmer Fredette 37, Michael Loyd, Jr. 26

**A player scored 30+ points**

2/22/14 vs. Saint Mary's, Matt Carlino 30

**A player scored 40+ points**

1/23/14 at Portland, Tyler Haws 48

**A player attempted 20 or more field goals**

3/8/14 vs. Loyola Marymount, Tyler Haws 22

**A player with 5 or more steals**

3/8/14 vs. Loyola Marymount, Anson Winder 6

**A player had double-digit assists**

12/03/13 vs. North Texas, Matt Carlino 11

**A player made double-digit free throws**

3/20/14 vs. Oregon, Eric Mika (11-16)

**A player shot 100% at the free throw line (min. 8 atts)**

3/11/14 vs. Gonzaga, Tyler Haws (11-11)

**A player shot 100% from the floor (min. 5 atts)**

1/7/12 vs. San Francisco, Brock Zylstra (8-8)

**A player shot 100% on threes (min. 3 atts)**

12/11/13 vs. Prairie View A&M, Anson Winder (3-3)

**Did not make a three**

3/8/14 vs. Loyola Marymount (0-12)

**Last time opponent did not make a three**

2/2/08 at Wyoming (0-15)

26 #BYUhoops

**BYU had six or fewer turnovers**

1/10/13 vs. Pepperdine, 6

**BYU committed 25-plus turnovers**

12/15/07 vs. Pepperdine, 86-67 W (29)

**BYU committed 11 or less team fouls in a game**

1/21/12 at Pepperdine, 11

**BYU scored 90 points**

11/18/14 vs. UALR, 91

**BYU scored 100 points**

1/23/14 at Portland, 114-110 L

**BYU scored 110 points**

1/23/14 at Portland, 114-110 L

**BYU scored less than 50 points in a game**

1/15/08 at UNLV 41-70 L

**Held opponent to less than 50 points in a game**

12/10/11 at Utah 61-42 W

**BYU scored less than 40 points in a game**

2/21/05 at Air Force 39-70 L

**Held opponent to less than 40 points in a game**

11/23/10 vs. Mississippi Valley State 83-36 W

**Shot 60% from the field**

1/18/14 at Santa Clara (.615) 32-52

**Opponent shot 60% from the field**

12/22/05 at Utah State (.600) 36-60

**Shot 70% from the field in a half**

3/6/10 at TCU (.720) 18-25

**Did not miss a 2-point FG attempt in a half**

2/23/04 vs. Air Force, 13-13 inside the arc, (14-17, .824 overall)

**Shot less than 30% from the field**

2/21/05 at Air Force, (.280), 14-50

**Shot 100% from the free throw line**

11/26/11 vs. Wisconsin (11-11)

**Shot 90% from the free throw line (at least 10 attempts)**

3/19/13 vs. Washington, (.913), 21-23

**Shot less than 50% from the free throw line**

2/8/14 vs. San Francisco, (.483), 14-29

**Shot 60% on 3-pointers**

1/18/14 at Santa Clara (.636), 7-11

**Shot 70% on 3-pointers**

12/11/13 vs. Prairie View A&M (.714), 10-14

**Opponent scored less than 20 points in the 1st half**

12/10/11 at Utah, 17 (25-17, 61-42 W)

**Opponent scored less than 20 points in the 2nd half**

1/10/13 vs. Pepperdine, 16 (46-16, 76-51 W)

**BYU scored less than 20 points in the 1st half**

2/21/05 at Air Force, 13 (BYU trailed 13-37)

**BYU scored less than 20 points in the 2nd half**

1/15/00 vs. Utah, 19

**Opponent scored 50 or more points in a half**

2/13/14 at Pacific, 54 (2nd half)

**BYU scored 50 or more points in the first half**

2/6/14 vs. Santa Clara, 53

**BYU scored 50 or more points in the second half**

1/11/14 vs. LMLU, 54

**BYU scored 60 or more points in the first half**

11/20/10 vs. Chicago State, 60

**BYU scored 60 or more points in the second half**

12/22/09 vs. Nevada, 64

**Won by 50 or more points (largest margin ever)**

12/22/06 vs. W. Oregon (62) 102-40

**Won by 50 or more points**

11/23/10 vs. Mississippi Valley State (50) 86-36

**Won by 40 or more points**

12/11/13 vs. Prairie View A&M (48) 100-52

**Won by 30 or more points**

1/04/14 vs. San Diego (34) 87-53

**Won by 25 or more points**

11/15/13 vs. Mount St. Mary's (32) 108-76

**Lost by 35-plus points**

11/22/04 vs. North Carolina (36) 86-50

**Lost by 30-plus points**

2/21/05 at Air Force (31) 39-70

**Lost by 25-plus points**

1/15/08 at UNLV (29) 70-41

**Played an overtime game**

3/10/14 vs. San Francisco, 79-77 W (OT)

**Won in single overtime**

3/10/14 vs. San Francisco, 79-77 W (OT)

**Lost in overtime**

1/23/14 at Portland, 114-110 L (3OT)

**Played a double OT game**

1/26/10 vs. South Florida, 77-75 (2OT)

**Played a triple OT game**

1/23/14 at Portland, 114-110 L (3OT)

**Won 15-straight games**

2009-10 (15)

**Won 10-straight games**

2010-11 (10)

**Lost 3-straight games**

2013-14 @ Oregon, @ LMU, @ Pepperdine

**Lost 4-straight games**

2013-14 @ Utah, @ Oregon, @ LMU, @ Pepperdine

**Lost 5-straight games**

2004-05 @ UNM, @ AFA, @ Utah, UNLV, vs. UNM (at MWC)

**Lost 9-straight games**

1997-98

**Lost 10-straight games**

1996-97 (21) - school record

**Played an NCAA tournament game**

3/10/14 vs. Oregon-NCAA 2nd Round, 68-87

**Won an NCAA Tournament game**

3/13/12 vs. Iona-NCAA 1st Round, 78-72

**Won two NCAA Tournament games**

1980-81 Princeton 60-51, UCLA 78-55, Notre Dame 51-50, then lost to Virginia 60-74  
2010-11 Wofford 74-66, Gonzaga 89-67

**Won three NCAA Tournament games**

1980-81 Princeton 60-51, UCLA 78-55, Notre Dame 51-50, then lost to Virginia 60-74

**Played in the NIT**

4/2/13 vs. Baylor, 76-70 L

**Won an NIT game**

3/27/13 at Southern Miss 79-62 W

**Won two NIT games**

2012-13 Washington, 90-79, Mercer 90-79, Southern Miss 79-62

**Won three NIT games**

2012-13 Advanced to NIT semifinals  
1965-66 NIT CHAMPIONS  
1950-51 NIT CHAMPIONS

**Won a conference tournament**

2000-01

**Won a regular season conference title**

2010-11

**Won a conference regular season outright**

2007-08

**Defeated a ranked team**

2/20/14 vs. Gonzaga (25/22), 73-65

**Defeated a ranked team at home**

2/20/14 vs. Gonzaga (25/22), 73-65

**Defeated a ranked team on the road**

2/26/11 at SDSU (6/4), 80-67

**Was ranked in the top 25 AP Poll**

3/14/11 Ranked 10th

**Was ranked in the top 25 Coaches Poll**

3/29/11 Ranked 13th

**Finished season ranked in the top 25 polls**

2010-11 10th (AP), 13th (Coaches)

**Official Basketball Box Score -- Game Totals -- Final Statistics**  
**Long Beach State vs BYU**  
**11/14/14 5:05 pm at Provo, Utah, Marriott Center**

**Long Beach State 90 • 0-1**

#	Player	Total		3-Ptr		Rebounds			PF	TP	A	TO	Blk	Stl	Min
		FG-FGA	FT-FTA	FG-FGA	FT-FTA	Off	Def	Tot							
05	Caffey, Mike	* 10-16	4-5	2-3	3	2	5	3	26	6	7	0	5	33	
11	Samuels, David	* 4-7	0-0	0-0	2	1	3	2	8	0	2	1	0	18	
14	Jones, Branford	* 2-5	0-1	0-1	0	3	3	3	4	2	2	0	1	25	
31	LaSalle, McKay	* 5-8	5-8	1-2	0	1	1	2	16	1	0	0	1	32	
35	Williams, Jack	* 4-7	2-4	0-0	1	1	2	3	10	1	1	0	1	20	
04	Yussuf, Temidayo	0-1	0-0	4-8	1	2	3	5	4	0	1	1	0	13	
12	McKnight, Eric	2-4	0-0	0-0	1	2	3	3	4	0	1	1	0	19	
13	North, Deontae	5-12	2-4	4-6	1	3	4	3	16	2	3	0	2	30	
21	Bibbins, Justin	1-1	0-0	0-0	0	0	0	1	2	3	1	0	0	10	
	Team				2	3	5								
<b>Totals</b>		<b>33-61</b>	<b>13-22</b>	<b>11-20</b>	<b>11</b>	<b>18</b>	<b>29</b>	<b>25</b>	<b>90</b>	<b>15</b>	<b>18</b>	<b>3</b>	<b>10</b>	<b>200</b>	

FG % 1st Half: 16-32 50.0% 2nd half: 17-29 58.6% Game: 33-61 54.1% Deadball Rebounds 2  
 3FG % 1st Half: 7-12 58.3% 2nd half: 6-10 60.0% Game: 13-22 59.1%  
 FT % 1st Half: 8-15 53.3% 2nd half: 3-5 60.0% Game: 11-20 55.0%

**BYU 95 • 1-0**

#	Player	Total		3-Ptr		Rebounds			PF	TP	A	TO	Blk	Stl	Min
		FG-FGA	FT-FTA	FG-FGA	FT-FTA	Off	Def	Tot							
01	FISCHER, Chase	* 4-9	4-8	5-5	0	3	3	3	17	5	2	0	1	31	
03	HAWS, Tyler	* 7-13	2-5	5-6	0	3	3	3	21	1	4	1	3	33	
05	COLLINSWORTH, Kyle	* 3-6	0-1	0-0	1	1	2	3	6	1	5	0	1	13	
33	AUSTIN, Nate	* 1-3	1-1	3-4	3	6	9	2	6	3	1	2	0	26	
41	WORTHINGTON, Luke	* 1-2	0-0	0-0	1	1	2	2	2	0	1	0	0	13	
12	SHARP, Josh	0-0	0-0	0-0	0	0	0	0	0	0	0	0	0	4	
15	TOOLSON, Jake	0-0	0-0	0-0	0	2	2	0	0	0	0	0	0	4	
20	WINDER, Anson	4-7	2-4	2-3	0	6	6	1	12	2	0	0	1	24	
23	HALFORD, Skyler	5-7	2-3	6-6	0	0	0	3	18	7	2	0	0	24	
24	BARTLEY IV, Frank	1-2	0-1	1-2	0	1	1	0	3	0	1	0	0	4	
30	NIXON, Dalton	0-1	0-1	0-0	0	1	1	2	0	0	0	0	0	7	
35	NEILSON, Isaac	2-3	0-0	6-7	1	0	1	0	10	0	0	0	0	11	
44	KAUFUSI, Corbin	0-1	0-0	0-0	1	0	1	3	0	0	1	0	0	6	
	Team				2	0	2								
<b>Totals</b>		<b>28-54</b>	<b>11-24</b>	<b>28-33</b>	<b>9</b>	<b>24</b>	<b>33</b>	<b>22</b>	<b>95</b>	<b>19</b>	<b>17</b>	<b>3</b>	<b>6</b>	<b>200</b>	

FG % 1st Half: 14-26 53.8% 2nd half: 14-28 50.0% Game: 28-54 51.9% Deadball Rebounds 4  
 3FG % 1st Half: 5-12 41.7% 2nd half: 6-12 50.0% Game: 11-24 45.8%  
 FT % 1st Half: 13-15 86.7% 2nd half: 15-16 83.3% Game: 28-33 84.8%

Officials: Brady Chellette, Martin Cichocki, Ryan McCarty  
 Technical fouls: Long Beach State-None. BYU-None.  
 Attendance: 16778

Score by periods	1st	2nd	Total
Long Beach State	47	43	90
BYU	46	49	95

Points	In	Off	2nd	Fast	Bench
LBSU	Paint	T/O	Chance	Break	
BYU	34	15	13	7	26
BYU	24	19	4	9	43

Last FG - LBSU 2nd-00:00, BYU 2nd-00:54.  
 Largest lead - LBSU by 5 1st-06:48, BYU by 10 2nd-04:57.  
 LBSU led for 05:51. BYU led for 30:38. Game was tied for 03:24.

Score tied - 9 times.  
 Lead changed - 10 times.

**Official Basketball Box Score -- Game Totals -- Final Statistics**  
**Arkansas-Little Rock vs BYU**  
**11/18/14 7:35 pm at Provo, Utah, Marriott Center**

**Arkansas-Little Rock 62 • 1-1**

#	Player	Total		3-Ptr		Rebounds			PF	TP	A	TO	Blk	Stl	Min
		FG-FGA	FT-FTA	FG-FGA	FT-FTA	Off	Def	Tot							
00	Woods, Roger	* 6-11	2-3	5-7	2	7	9	0	19	0	2	1	1	19	
14	Thomas, J.T.	* 1-7	0-2	0-0	0	0	0	1	2	6	1	0	1	22	
22	Reid, James	* 4-7	2-4	0-0	0	3	3	3	10	0	1	0	0	29	
24	Dillard, Ben	* 0-4	0-3	4-4	0	0	0	2	4	3	2	0	0	23	
33	White, James	* 3-9	0-0	0-0	1	8	9	2	6	0	4	2	0	27	
01	Brown, Andre	0-0	0-0	0-0	0	0	0	0	0	0	0	0	0	3	
02	Washington, Jerron	1-1	0-0	1-2	0	0	0	1	3	0	1	0	0	3	
03	Hagins, Josh	2-9	1-3	0-0	0	1	1	1	5	1	0	0	0	21	
10	Hill, Maurius	2-4	1-1	1-2	3	1	4	2	6	0	2	0	1	16	
11	Smith, DeVonte	0-2	0-0	0-0	0	1	1	1	0	0	0	0	0	18	
21	Isom, Mareik	1-5	0-2	3-4	1	0	1	2	5	0	1	0	0	13	
55	Leeper, Gus	1-2	0-0	0-0	0	0	0	3	2	0	0	1	0	6	
	Team				2	3	5	1							
<b>Totals</b>		<b>21-61</b>	<b>6-18</b>	<b>14-19</b>	<b>9</b>	<b>24</b>	<b>33</b>	<b>19</b>	<b>62</b>	<b>10</b>	<b>14</b>	<b>4</b>	<b>3</b>	<b>200</b>	

FG % 1st Half: 8-31 25.8% 2nd half: 13-30 43.3% Game: 21-61 34.4% Deadball Rebounds 2  
 3FG % 1st Half: 2-9 22.2% 2nd half: 4-9 44.4% Game: 6-18 33.3%  
 FT % 1st Half: 10-12 83.3% 2nd half: 4-7 57.1% Game: 14-19 73.7%

**BYU 91 • 2-0**

#	Player	Total		3-Ptr		Rebounds			PF	TP	A	TO	Blk	Stl	Min
		FG-FGA	FT-FTA	FG-FGA	FT-FTA	Off	Def	Tot							
01	FISCHER, Chase	* 7-12	4-7	1-1	0	2	2	1	19	1	2	0	1	28	
03	HAWS, Tyler	* 6-11	1-4	5-6	0	4	4	0	18	5	1	0	2	30	
05	COLLINSWORTH, Kyle	* 2-5	0-0	1-4	3	5	8	3	5	6	4	0	1	17	
33	AUSTIN, Nate	* 4-4	0-0	0-0	2	9	11	2	8	0	0	0	2	30	
41	WORTHINGTON, Luke	* 3-7	0-0	1-2	1	3	4	2	7	0	0	0	1	16	
10	ANDRUS, Ryan	0-0	0-0	0-0	0	0	0	0	0	0	0	0	0	1	
12	SHARP, Josh	1-1	0-0	1-2	1	0	1	3	3	0	0	0	0	5	
15	TOOLSON, Jake	1-1	1-1	0-0	1	2	3	0	3	1	1	0	1	10	
20	WINDER, Anson	4-9	1-4	0-0	0	5	5	2	9	2	0	0	1	18	
23	HALFORD, Skyler	2-6	0-3	0-0	0	0	0	0	4	3	2	0	0	16	
24	BARTLEY IV, Frank	1-1	0-0	0-1	0	1	1	0	2	2	0	0	0	4	
30	NIXON, Dalton	2-3	0-0	0-0	0	0	0	1	4	1	0	0	0	7	
35	NEILSON, Isaac	2-5	0-1	0-1	1	1	2	2	4	1	0	0	0	6	
44	KAUFUSI, Corbin	2-4	0-0	1-3	3	1	4	2	5	0	1	0	0	12	
	Team				1	1	2								
<b>Totals</b>		<b>37-69</b>	<b>7-20</b>	<b>10-20</b>	<b>13</b>	<b>34</b>	<b>47</b>	<b>18</b>	<b>91</b>	<b>22</b>	<b>11</b>	<b>0</b>	<b>9</b>	<b>200</b>	

FG % 1st Half: 14-30 46.7% 2nd half: 23-39 59.0% Game: 37-69 53.6% Deadball Rebounds 5  
 3FG % 1st Half: 2-6 33.3% 2nd half: 5-14 35.7% Game: 7-20 35.0%  
 FT % 1st Half: 7-14 50.0% 2nd half: 3-6 50.0% Game: 10-20 50.0%

Officials: Michael Irving, Sam Haddad, Kevin Brill  
 Technical fouls: Arkansas-Little Rock-TEAM 2. BYU-None.  
 Attendance: 12469

Score by periods	1st	2nd	Total
Arkansas-Little Rock	28	34	62
BYU	37	54	91

Points	In	Off	2nd	Fast	Bench
UALR	Paint	T/O	Chance	Break	
BYU	20	7	13	0	21
BYU	52	24	10	14	34

Last FG - UALR 2nd-00:05, BYU 2nd-00:30.  
 Largest lead - UALR by 3 1st-19:37, BYU by 31 2nd-00:30.  
 UALR led for 01:31. BYU led for 35:27. Game was tied for 03:02.

Score tied - 5 times.  
 Lead changed - 1 time.

**BYU Combined Team Statistics (as of Nov 18, 2014)**  
**All games**

<b>RECORD:</b>	<b>OVERALL</b>	<b>HOME</b>	<b>AWAY</b>	<b>NEUTRAL</b>
ALLGAMES	2-0	2-0	0-0	0-0
CONFERENCE	0-0	0-0	0-0	0-0
NON-CONFERENCE	2-0	2-0	0-0	0-0

#	Player	gp-gs	min	avg	Total		3-Point		F-Throw		Rebounds				pf	dq	a	to	blk	stl	pts	avg		
					fg-fga	fg%	3fg-fga	3fg%	ft-fa	ft%	off	def	tot	avg										
03	HAWS, Tyler	2-2	63	31.5	13-24	.542	3-9	.333	10-12	.833	0	7	7	3.5	3	0	6	5	1	5	39	19.5		
01	FISCHER, Chase	2-2	59	29.5	11-21	.524	8-15	.533	6-6	1.000	0	5	5	2.5	4	0	6	4	0	2	36	18.0		
23	HALFORD, Skyler	2-0	40	20.0	7-13	.538	2-6	.333	6-6	1.000	0	0	0	0.0	3	0	10	4	0	0	22	11.0		
20	WINDER, Anson	2-0	42	21.0	8-16	.500	3-8	.375	2-3	.667	0	11	11	5.5	3	0	4	0	0	2	21	10.5		
35	NEILSON, Isaac	2-0	17	8.5	4-8	.500	0-1	.000	6-8	.750	2	1	3	1.5	2	0	1	0	0	0	14	7.0		
33	AUSTIN, Nate	2-2	56	28.0	5-7	.714	1-1	1.000	3-4	.750	5	15	20	10.0	4	0	3	1	2	2	14	7.0		
05	COLLINSWORTH, Kyl	2-2	30	15.0	5-11	.455	0-1	.000	1-4	.250	4	6	10	5.0	6	0	7	9	0	2	11	5.5		
41	WORTHINGTON, Luk	2-2	29	14.5	4-9	.444	0-0	.000	1-2	.500	2	4	6	3.0	4	0	0	1	0	1	9	4.5		
24	BARTLEY IV, Frank	2-0	8	4.0	2-3	.667	0-1	.000	1-3	.333	0	2	2	1.0	0	0	2	1	0	0	5	2.5		
44	KAUFUSI, Corbin	2-0	18	9.0	2-5	.400	0-0	.000	1-3	.333	4	1	5	2.5	5	0	0	2	0	0	5	2.5		
30	NIXON, Dalton	2-0	14	7.0	2-4	.500	0-1	.000	0-0	.000	0	1	1	0.5	3	0	1	0	0	0	4	2.0		
15	TOOLSON, Jake	2-0	14	7.0	1-1	1.000	1-1	1.000	0-0	.000	1	4	5	2.5	0	0	1	1	0	1	3	1.5		
12	SHARP, Josh	2-0	9	4.5	1-1	1.000	0-0	.000	1-2	.500	1	0	1	0.5	3	0	0	0	0	0	3	1.5		
10	ANDRUS, Ryan	1-0	1	1.0	0-0	.000	0-0	.000	0-0	.000	0	0	0	0.0	0	0	0	0	0	0	0	0.0		
Team											3	1	4											
Total.....		2	400		65-123	.528	18-44	.409	38-53	.717	22	58	80	40.0	40	0	41	28	3	15	186	93.0		
Opponents.....		2	400		54-122	.443	19-40	.475	25-39	.641	20	42	62	31.0	44	1	25	32	7	13	152	76.0		

<b>TEAM STATISTICS</b>	<b>BYU</b>	<b>OPP</b>	<b>Date</b>	<b>Opponent</b>	<b>Score</b>	<b>Att.</b>
SCORING	186	152	11/14/14	LONG BEACH STATE	w 95-90	16778
Points per game	93.0	76.0	11/18/14	ARKANSAS-LITTLE ROCK	w 91-62	12469
Scoring margin	+17.0	-	* - Conference game			
FIELD GOALS-ATT	65-123	54-122				
Field goal pct	.528	.443				
3 POINT FG-ATT	18-44	19-40				
3-point FG pct	.409	.475				
3-pt FG made per game	9.0	9.5				
FREE THROWS-ATT	38-53	25-39				
Free throw pct	.717	.641				
F-Throws made per game	19.0	12.5				
REBOUNDS	80	62				
Rebounds per game	40.0	31.0				
Rebounding margin	+9.0	-				
ASSISTS	41	25				
Assists per game	20.5	12.5				
TURNOVERS	28	32				
Turnovers per game	14.0	16.0				
Turnover margin	+2.0	-				
Assist/turnover ratio	1.5	0.8				
STEALS	15	13				
Steals per game	7.5	6.5				
BLOCKS	3	7				
Blocks per game	1.5	3.5				
ATTENDANCE	29247	0				
Home games-Avg/Game	2-14624	0-0				
Neutral site-Avg/Game	-	0-0				

<b>Score by Periods</b>	<b>1st</b>	<b>2nd</b>	<b>Totals</b>
BYU	83	103	186
Opponents	75	77	152



31ST ANNUAL

**EA SPORTS™**

**MAUI INVITATIONAL®**

HOSTED BY CHAMINADE UNIVERSITY

MAUIINVITATIONAL.COM | @EASPORTSMAUIINV | #MAUIHOOPS | KemperLesnik®

**OPENING GAMES**

NOVEMBER 2014 | VARIOUS DATES AND LOCATIONS | ALL GAMES EASTERN TIME

November 14	Samford @ Purdue	Mackey Arena   West Lafayette, IN	Game Time TBD
	CSUN @ San Diego State	Viejas Arena   San Diego, CA	Game Time TBD
	UMKC @ Missouri	Mizzou Arena   Columbia, MO	Game Time TBD
November 16	Samford @ Pittsburgh	Petersen Events Center   Pittsburgh, PA	Game Time TBD
	CSUN @ Arizona	McKale Center   Tucson, AZ	Game Time TBD
November 17	UMKC @ Kansas State	Bramlage Coliseum   Manhattan, KS	Game Time TBD
November 18	UALR @ BYU	Marriott Center   Provo, UT	Game Time TBD

**REGIONAL GAMES**

NOVEMBER 22-23, 2014 | JACK STEPHENS CENTER | LITTLE ROCK, AR | GAME TIMES TBD

November 22	Samford vs. CSUN	November 23	CSUN vs. UMKC/UALR
	UMKC vs. UALR		Samford vs. UMKC/UALR

**CHAMPIONSHIP ROUND**

NOVEMBER 24-26, 2014 | LAHAINA CIVIC CENTER | MAUI, HI

ALL GAMES HAWAIIAN TIME.  
(EASTERN TIME IN PARENTHESES.)  
GAME TIMES SUBJECT TO CHANGE.

HOME TEAM IS BOTTOM  
HALF OF BRACKET. CHAMINADE  
IS ALWAYS THE HOME TEAM.

