

# BYU BASKETBALL

Kyle Chilton, BYU Athletic Communications | O: (801) 422-4909 | C: (801) 372-2080 | kyle\_chilton@byu.edu | 30 Smith Fieldhouse • Provo, UT • 84602

## BYU 2014-15 SCHEDULE

Q29	Wed	Cougar Tipoff	BYUtv	
N1	Sat	Colorado School of Mines (Exh)	BYUtv	W, 82-64
N8	Sat	Seattle Pacific (Exh)	BYUtv	W, 75-44
N14	Fri	Long Beach State	BYUtv	W, 95-90
N18	Tue	Arkansas-Little Rock*	BYUtv	W, 91-62
N19	Wed	Southern Virginia	BYUtv	W, 101-48
N24	Mon	vs. No. 15 San Diego State*	ESPN2 L	87-92 (20T)
N25	Tue	vs. Chaminade*	ESPN2	W, 121-85
N26	Wed	vs. Purdue*	ESPN2 L	85-87 (OT)
N29	Sat	Eastern Kentucky	BYUtv	W, 90-76
D2	Tue	at Utah State	CBS SN	W, 91-81
D6	Sat	vs. Hawai'i#	BYUtv	W, 90-70
D10	Wed	No. 13 Utah	ESPNU	L, 61-65
D13	Sat	at Weber State	KJZZ	W, 76-60
D20	Sat	Stanford	ESPN2	W, 79-77
D23	Tue	UMass	BYUtv	7 p.m.
D27	Sat	Gonzaga	ESPN2	4 p.m.
D29	Mon	Portland	BYUtv	7 p.m.
J1	Thu	at Santa Clara	BYUtv	2 p.m.
J3	Sat	at San Francisco	CSN Bay Area	8 p.m.
J8	Thu	Pepperdine	ESPNU	9 p.m.
J10	Sat	Loyola Marymount	BYUtv	7 p.m.
J15	Thu	at Pacific	ESPNU	8 p.m.
J17	Sat	at Saint Mary's	ESPN2	8 p.m.
J24	Sat	at San Diego	TWC/Root/CSN CA	1 p.m.
J29	Thu	San Francisco	ESPNU	9 p.m.
J31	Sat	Santa Clara	BYUtv	7 p.m.
F5	Thu	at Pepperdine	TWC	8 p.m.
F7	Sat	at Loyola Marymount	TWC/Root/CSN CA	1 p.m.
F12	Thu	Saint Mary's	ESPN or ESPN2	7 p.m.
F14	Sat	Pacific	BYUtv	7 p.m.
F19	Thu	San Diego	ESPNU	8 p.m.
F26	Thu	at Portland	Root	7 p.m.
F28	Sat	at Gonzaga	ESPN or ESPN 2	TBA

^ Exhibition  
 \* EA SPORTS Maui Invitational  
 # at EnergySolutions Arena  
 All times local to site

## SOCIAL MEDIA

Website: [www.BYUcougars.com](http://www.BYUcougars.com)  
 Facebook: [/BYUbasketball](https://www.facebook.com/BYUbasketball) | [/BYUcougars](https://www.facebook.com/BYUcougars)  
 Twitter: [@BYUbasketball](https://twitter.com/BYUbasketball) | [@BYUcougars](https://twitter.com/BYUcougars)  
 Instagram: [BYUcougars](https://www.instagram.com/BYUcougars)  
 Vine: [BYUcougars](https://vine.co/BYUcougars)  
 Hashtag: [#BYUhoops](https://www.instagram.com/hashtag/BYUhoops)



## UMass (6-5, 0-0 Atlantic 10) MINUTEMEN

Head Coach . . . . . Derek Kellogg  
 Alma Mater . . . . . UMass, 1995  
 Division I Career Record . . . 115-91 (7th)  
 Record at UMass . . . . . Same

## GAME INFORMATION

TV . . . . . BYUtv  
 TV Talent . . . . . Dave McCann (play-by-play)  
 . . . . . Blaine Fowler (analyst)  
 Live Video . . . . . BYUtvSports.com  
 Radio . . . . . Cougar IMG Sports Network  
 . . . . . KSL 102.7 FM / 1160 AM  
 Radio Talent . . . . . Greg Wrubell (play-by-play)  
 . . . . . Mark Durrant (analyst)  
 Live Stats . . . . . BYUcougars.com

## SERIES INFORMATION

Series Record . . . . . UMass leads 0-1  
 Last Meeting . . . UMass won 105-96, 12/7/13  
 H/A/N . . . . . 0-0/0-1/0-0



## BYU (9-3, 0-0 WCC) COUGARS

Head Coach . . . . . Dave Rose  
 Alma Mater . . . . . Houston, 1983  
 Division I Career Record . . . 241-81 (10th)  
 Record at BYU . . . . . Same

## BYU STORYLINES

- BYU is 9-3 in Dave Rose's 10th season. Rose is BYU's all-time leader in winning percentage at 74.8 percent and second in career wins at 241. He has led the Cougars to nine-straight 20-win seasons and nine-straight postseason appearances (7 NCAA tournament appearances and 2 NITs).
- Tyler Haws, the 2013-14 West Coast Conference Player of the Year, has been named preseason All-WCC and to the Wooden Award and Naismith Trophy preseason Top 50. He was sixth in the nation and led the league in scoring last season and is currently first in the WCC and second nationally in scoring at 23.8 ppg.
- After averaging 5.1 3-point FGs per game last season, a low for a season during the Dave Rose era, the Cougars are making threes at a record-setting pace, averaging 9.5 makes from deep per game.

## BYU'S PROJECTED STARTING LINEUP (BASED ON PREVIOUS GAME)



**#5 | Kyle Collinsworth**  
 Guard  
 6-6 | 210 | Jr.  
 Provo, Utah  
 Provo HS

GP/GS	MPG	Pts	Reb	Ast	Stl	FG%	3PT%	FT%
11/11	28.9	12.6	6.9	5.5	2.3	.467	.364	.725

**Last Game:** Totaled 15 points, 10 rebounds, 7 assists and 2 steals vs. Stanford  
**Notes:** A preseason All-WCC selection ... posted a double-double and a triple-double against Utah State and Hawai'i and was named WCC Player of the Week on Dec. 8 ... has three double-doubles on the season ... top 40 in the nation in steals and assists



**#1 | Chase Fischer**  
 Guard  
 6-3 | 195 | Jr.  
 Ripley, West Virginia  
 Wake Forest

GP/GS	MPG	Pts	Reb	Ast	Stl	FG%	3PT%	FT%
12/12	28.3	14.1	2.0	2.7	0.9	.441	.424	.750

**Last Game:** Had 16 points, 3 assists and 2 steals vs. Stanford  
**Notes:** Has scored in double figures in nine of 12 games this season ... hit 15 threes in Maui, including a BYU record 10 against Chaminade ... leads the team with 39 made threes



**#3 | Tyler Haws**  
 Guard  
 6-5 | 195 | Sr.  
 Alpine, Utah  
 Lone Peak HS

GP/GS	MPG	Pts	Reb	Ast	Stl	FG%	3PT%	FT%
12/12	32.0	23.8	4.4	2.5	0.8	.500	.433	.886

**Last Game:** Had 24 points, 3 rebounds and 4 assists vs. Stanford  
**Notes:** First in the WCC, second in the nation in scoring ... has scored in double figures in 60-consecutive games ... has 3 30-point games this season ... has scored 20-plus points eight times



**#35 | Isaac Neilson**  
 Forward  
 6-11 | 225 | Fr.  
 Mission Viejo, Calif  
 Mission Viejo HS

GP/GS	MPG	Pts	Reb	Ast	Blk	FG%	3PT%	FT%
12/3	12.7	5.8	3.3	0.3	0.6	.462	.412	.700

**Last Game:** Had 6 points, 6 rebounds and 2 blocks in 23 minutes vs. Stanford  
**Notes:** Has started 3 games ... has scored in double figures 4 times this season



**#41 | Luke Worthington**  
 Forward  
 6-10 | 235 | So.  
 Mequon, Wisconsin  
 Homestead HS

GP/GS	MPG	Pts	Reb	Ast	Stl	FG%	3PT%	FT%
11/11	8.1	3.4	2.5	0.2	0.6	.452	.000	.600

**Last Game:** Totaled 5 points and 2 rebounds vs. Stanford  
**Notes:** Has started 11 of BYU's 12 games this season after starting three games in 2013-14

## OFF THE BYU BENCH

No.	Name	Pos.	Ht.	Wt.	Yr.	Pts.	Reb.	Hometown (Previous School)	Notes
2	Jordan Ellis	G	6-1	180	Jr.	0.5	0.5	Medford, Ore. (Portland State)	Did not play vs. Stanford
10	Ryan Andrus	F	6-11	215	Fr.	0.8	1.3	American Fork, Utah (American Fork HS)	Did not play vs. Stanford
12	Josh Sharp	F	6-7	190	Sr.	1.5	1.3	Highland, Utah (Utah)	Did not play vs. Stanford
15	Jake Toolson	G	6-5	215	Fr.	3.3	2.1	Gilbert, Ariz. (Highland HS)	Played 3 minutes against Stanford
20	Anson Winder	G	6-3	190	Sr.	13.3	4.3	Las Vegas, Nev. (Bishop Gorman HS)	Scored 13 points and added 4 rebounds and 2 assists vs. Stanford
23	Skyler Halford	G	6-1	175	Sr.	4.3	2.4 (apg)	Orem, Utah (SLCC)	Played 10 minutes vs. Stanford
24	Frank Bartley IV	G	6-3	200	So.	1.6	1.4	Baton Rouge, La. (Future College Prep)	Did not play vs. Stanford
30	Dalton Nixon	F	6-7	215	Fr.	2.9	2.0	Orem, Utah (Orem HS)	Had 4 boards and 1 assist vs. Stanford
33	Nate Austin	F	6-11	230	Sr.	3.0	5.6	Alpine, Utah (Lone Peak HS)	Out with a torn right hamstring
44	Corbin Kaufusi	C	6-10	245	Fr.	3.2	3.1	Provo, Utah (Timpview HS)	Had 2 rebounds and 1 block vs. Stanford

**CAREER HIGHLIGHTS**

- 241-81 overall record (second all-time at BYU in wins) for a BYU record .748 winning percentage
- Currently 10th among active coaches in the NCAA in career winning percentage (as of Dec. 21, 2014)
- Reached 200 career victories in his 259th game as a head coach, 15th fastest in NCAA history
- With 232 victories through nine seasons is fifth all-time for best career starts by wins in NCAA history
- With 209 victories through first eight seasons is fourth all-time for best career starts by wins in NCAA history
- With 185 victories through first seven seasons is fourth all-time for best career starts by wins in NCAA history
- With 159 victories through first six seasons is tied for third all-time for best career starts by wins in NCAA history
- With 127 victories through five seasons is sixth all-time for best career starts by wins in NCAA history
- Streak of nine-consecutive 20-win seasons is tied for 20th all-time in NCAA history and tied for the 10th longest current streak
- Four Mountain West Conference regular season titles, a BYU and MWC record
- Three-time MWC Coach of the Year (2006, 2007, 2011)
- Two-time USBWA District VIII Coach of the Year (2006, 2011)
- Naismith Coach of the Year Finalist in 2011
- Honorable Mention for National Coach of the Year by Scout.com (2006)
- Seven trips to the NCAA tournament (a BYU record), including six-consecutive trips from 2007 to 2012 (a BYU record)
- Six-consecutive 25-win seasons (2006-11), and nine-consecutive 20-win seasons, both BYU records
- Holds top two spots for wins in a season in BYU history with 32 in 2010-11 and 30 in 2009-10
- Only BYU coach to win at least 20 games in each of his first nine seasons
- Took BYU to the Sweet 16 in 2011 for the first time since 1981
- Coached Jimmer Fredette, the 2011 Consensus National Player of the Year
- Inducted into the Dixie State Athletics Hall of Fame on Sept. 14, 2013

**COACHING EXPERIENCE**

- BYU Head Coach (2005-present)
- BYU Associate Head Coach (2000-2005)
- BYU Assistant Coach (1997-2000)
- Dixie State Head Coach (1990-1997)
- Dixie State Assistant Coach (1987-1990)
- Assistant coach at Pine View High School (1986-87)
- Head coach at Millard High School (1983-86)

**SERVICE**

- A member of the National Coaches vs. Cancer Council
- Assisting with the Hope Lodge, a facility to be constructed in Salt Lake City to house families of cancer patients
- NABC Game Pillar Award for Service in 2008
- 63rd recipient of the Dale Rex Memorial Award
- Honorary Chair of the Children with Cancer Christmas Foundation
- Was the first coach in the state of Utah to participate in the American Cancer Society's nationwide Coaches vs. Cancer campaign
- Lobbied before Congress for more funding for cancer research in September 2010

**EDUCATION**

- Houston (1983, B.A.)

**PLAYING CAREER**


- Played baseball and basketball at Dixie State College
- Played for Houston from 1980-83 (played in 1980-81 and 82-83, redshirted in 1981-82)
- Co-Captain on the famous "Phi-Slamma Jamma" team that featured Hakeem (then Akeem) Olajuwon and Clyde Drexler
- Helped Houston achieve a No. 1 ranking and reach the national championship game in 1983

**MISSION**

- Manchester England (1977-79)

**PERSONAL/FAMILY**

- Wife: Cheryl
- Children: Daughter Chanell and husband Brock Reichner, son Garrett and wife Brooke, daughter Taylor
- Dave and Cheryl Rose have seven grandchildren



**TOP CAREER START BASED ON CURRENT NUMBER OF YEARS (THROUGH 2013-14)**

Coch, School	Yrs.	W	L	Pct.
Brad Underwood, Stephen F. Austin	1	32	3	.914
Kevin Ollie, UConn	2	52	18	.743
Steve Prohm, Murray State	3	75	23	.765
Fred Hoiberg, Iowa State	4	90	47	.657
Andy Toole, Robert Morris	4	90	50	.643
Shaka Smart, VCU	5	137	46	.749
John Groce, Illinois	6	128	84	.604
Buzz Williams, Virginia Tech	7	153	86	.640
Tim Cluess, Iona	8	190	68	.736
<b>Dave Rose, BYU</b>	<b>9</b>	<b>232</b>	<b>78</b>	<b>.748</b>
Sean Miller, Arizona	10	249	95	.724
Jamie Dixon, Pittsburgh	11	288	96	.750
Mike Anderson, Arkansas	12	259	137	.654
Randy Bennett, Saint Mary's	13	286	137	.676
Thad Matta, Ohio State	14	377	114	.768
Mark Few, Gonzaga	15	403	100	.801

**BEST CAREER STARTS BY WINS, 9 SEASONS**

Coch, School	Date	W	L	Pct.
Roy Williams, Kansas	1989-97	247	58	.810
Everett Case, NC State	1947-55	241	56	.811
Jamie Dixon, Pittsburgh	2004-12	238	77	.756
Mark Few, Gonzaga	2000-08	236	60	.797
<b>Dave Rose, BYU</b>	<b>2006-14</b>	<b>232</b>	<b>78</b>	<b>.748</b>
Thad Matta, Butler, Xavier, OSU	2001-09	229	77	.748
Denny Crum, Louisville	1972-80	219	55	.799
Jerry Tarkanian, LBSU, UNLV	1969-76	218	33	.869
Sean Miller, Xavier, Arizona	2005-13	216	90	.706
Bruce Weber, S. Ill., Illinois	1999-07	215	82	.724

**ROSE'S BYU COACHING LEDGER**

Season	Overall	Pct.	Home	Pct.	Away	Pct.	Neutral	Pct.	Conf.	Pct.	Tourney	NCAA/NIT
05-06	20-9	.690	14-1	.933	5-7	.417	1-2	.500	12-4	.750	0-1	0-1 NIT
06-07	25-9	.735	17-0	1.000	6-7	.462	2-2	.500	13-3	.813	2-1	0-1 NCAA
07-08	27-8	.771	16-0	1.000	9-3	.615	3-3	.500	14-2	.875	2-1	0-1 NCAA
08-09	25-8	.758	14-2	.875	8-5	.750	2-3	.400	12-4	.750	1-1	0-1 NCAA
09-10	30-6	.833	15-1	.938	10-4	.714	5-1	.833	13-3	.813	1-1	1-1 NCAA
10-11	32-5	.865	13-1	.929	10-1	.909	9-3	.750	14-2	.875	2-1	2-1 NCAA
11-12	26-9	.743	13-3	.813	8-3	.727	5-3	.625	12-4	.750	1-1	1-1 NCAA
12-13	24-12	.667	15-3	.833	7-5	.583	2-4	.333	10-6	.625	0-1	3-1 NIT
13-14	23-12	.657	14-1	.933	5-8	.385	4-3	.571	13-5	.722	2-1	0-1 NCAA
14-15	9-3	.750	5-1	.833	2-0	1.000	2-2	.500	0-0	.000	0-0	0-0
Totals	241-81	.748	136-13	.913	70-43	.619	35-25	.583	113-33	.774	11-9	7-9

**ROSE'S MILESTONE VICTORIES**

Win	Date	Opponent	Score	Record
25	12/06/06	San Jose State	81-69	25-11 (.694)
50	11/23/07	vs. No. 6 Louisville	78-76	50-18 (.735)
75	11/20/08	North Florida	74-41	75-26 (.743)
100	11/20/09	at Hawaii	83-65	100-34 (.746)
125	03/06/10	at TCU	107-77	125-38 (.767)
150	02/09/11	at Air Force	90-52	150-42 (.781)
175	01/16/12	at San Diego	82-63	175-49 (.781)
200	01/19/13	San Diego	74-57	200-59 (.772)
225	02/06/14	Santa Clara	89-76	225-75 (.750)

**BYU VS. UMASS**

Overall Series Record: UMass leads 1-0  
 BYU Record in Provo: 0-0  
 BYU Record at UMass: 0-1  
 BYU Record at Neutral Sites: 0-0  
 BYU Record Under Dave Rose: 0-1

**Series vs. UMass**

12-7-13 at UMass 96-105 L

**UMass' projected starting lineup**

No.	Name	Ht.	Pos.	Ppg	Rpg
1	Maxie Esho	6-8	F	14.0	6.4
25	Cady Lalanne	6-10	C	13.5	9.2
2	Derrick Gordon	6-3	G	11.9	4.8
12	Trey Davis	6-0	G	9.6	2.9
4	Jabarie Hinds	5-11	G	7.5	1.0

**UMass' last game**

L, 65-85 at Providence, 12/20/14

BYU	CATEGORY	UMASS
9-3, 0-0	W-L	6-5, 0-0
7-3	Last 10	5-5
4-1	Last 5	1-4
88.9	PPG	73.9
74.4	Opp PPG	73.2
+14.5	Margin	+0.7
.478	FG%	.448
.426	FG% Def	.447
.404	3FG%	.290
9.5	3FG/Game	3.8
.345	Opp 3FG%	.344
.751	FT%	.719
40.2	RPG	36.2
33.9	Opp RPG	35.9
+6.3	Margin	+0.3
18.8	Assist/Game	13.4
13.4	TO/Game	14.8
15.8	Opp TO/Game	13.8
+2.3	Margin	-1.0
8.7	Steals/Game	7.5
2.8	Blocks/Game	4.7

**BY THE NUMBERS**

- 1** Tyler Haws is the only player in BYU history to surpass 1,700, 1,800 or 1,900 career points during his junior season. The previous record holder for points through a junior season by a Cougar was Danny Ainge, who scored 1,685 in his first three years at BYU. Haws and Ainge are the only Cougars to reach 1,000 career points as sophomores.
- 2** The number of players in the NCAA ranked in the top 100 in the country in rebounds, assists and steals in 2013-14: Kyle Collinsworth and UCLA's Kyle Anderson. Collinsworth averaged 8.1 boards, 4.6 assists and 1.7 steals to rank 86th, 83rd and 89th in each category, respectively.
- 4** The number of conference players of the year for BYU since Dave Rose became head coach in 2005. Keena Young (2007), Lee Cumard (2008) and Jimmer Fredette (2011) all earned Mountain West Conference Player of the Year honors. Tyler Haws became BYU's first West Coast Conference Player of the Year in 2014.
- 5** The number of triple-doubles recorded in BYU history, the most recent belonging to junior guard Kyle Collinsworth, who posted 19 points, 12 rebounds and 10 assists vs. Hawaii on Dec. 6, 2014. The last Cougar to record a triple-double was Michael Smith on Feb. 13, 1988. Fred Roberts, Danny Ainge and Kresimir Cosic also recorded triple-doubles. Collinsworth's triple-double is one of three in the nation this season.
- 7** The number of players who scored in double figures vs. Southern Virginia on Nov. 19, a 101-48 BYU win. Jake Toolson led the way with 15 points, Tyler Haws and Isaac Neilson added 13 apiece, Luke Worthington had 12 and Chase Fischer, Anson Winder and Dalton Nixon each had 10. It was the first time since Jan. 25, 1975 – and only the second time in program history – that seven players reached double digits. That night, Grig Clawson (16), Jay Cheesman (13), Mark Handy (12), Troy Jones (12), Brian Frishman (10), Greg Snow (10) and Veryl Law (10) led the Cougars to a 96-78 win at New Mexico.
- 8** The number of times a player in the West Coast Conference has scored 35 points or more in a single game since BYU joined the league in 2011. Six of the eight instances have been achieved by Tyler Haws: 42 vs. Virginia Tech on 12/29/12, 37 vs. Washington on 3/19/13, 35 vs. Pepperdine on 1/9/14, 48 at Portland on 1/23/14, 38 vs. Pacific on 1/30/14 and 35 at Utah State on 12/2/14. The other two players to reach 35 are Stephen Holt of Saint Mary's (35 on 2/22/14) and Jared Brownridge of Santa Clara (38 on 3/1/14).
- 9** The number of career games for Tyler Haws shooting 100 percent from the free throw line with a minimum of 10 attempts, a BYU record. He hit 10 of 10 at Wyoming on Feb. 20, 2010, 12 of 12 vs. Cal State Northridge on Nov. 24, 2012, 10 of 10 vs. Utah on Dec. 8, 2012, 10 of 10 at Weber State on Dec. 15, 2012, 14 of 14 at Loyola Marymount on March 2, 2013, 11 of 11 vs. Wichita State on Nov. 26, 2013, 14 of 14 vs. San Francisco on March 10, 2014, 11 of 11 vs. Gonzaga on March 11, 2014 and 10 of 10 vs. Hawaii on Dec. 6, 2014.
- 9** The number of consecutive seasons BYU has won at least 20 games and reached the postseason. Both streaks are program records.
- 17** The number of 3s BYU hit vs. Chaminade at the Maui Invitational on Nov. 25, a program record. The previous record was 15.
- 60** The number of consecutive games Tyler Haws has scored in double figures, a career-best streak and the 3rd-best streak in BYU history.
- 88.7** Tyler Haws' career free-throw percentage, first all-time in BYU history. He has hit 596 of 672 from the line in his career.
- 241** Dave Rose (2005 to present) is second all-time in BYU basketball history with 241 career victories, behind only the great Stan Watts, who coached the Cougars to 371 wins from 1949 to 1972 and was inducted into the Naismith Memorial Basketball Hall of Fame in 1986. Rose and Watts are the only BYU coaches to coach at least 300 career games.
- 2,230** The number of points Tyler Haws has scored in his career, good for 5th all-time and 55 from tying Devin Durrant for 4th. He is one of five Cougars all-time to reach 2,000 career points.

**LAST TIME OUT – COUGARS HOLD OFF STANFORD'S LATE RUN FOR THE WIN**

PROVO, Utah – BYU men's basketball held off a late push by Stanford for a 79-77 victory led by Tyler Haws' 24 points Saturday night in the Marriott Center.

"The Stanford win last year became huge for us late," BYU basketball coach Dave Rose said. "We don't really know going into a preseason schedule which teams are going to take off and be big. The Texas win last year was big and we didn't know that at the time. And the fact that we've come close in a couple others, this was really important for us. It was really important for us to win a close game against a really good team. This is a really good team with those three fifth-year seniors."

Haws added four assists and three rebounds with Kyle Collinsworth finishing with 15 points, 10 rebounds, seven assists and two steals on the night.

Chase Fischer followed with 16 points, three assists and two steals. Anson Winder contributed 13 points and four rebounds, while Isaac Neilson added six points, six rebounds and two blocks.

The Cougars got off to a quick 13-4 start that included Haws' jumper for the first points of the game, Fischer's 3-pointer and layup. Stanford's 6-0 run cut its deficit to three, but was answered with Haws' jumper to push BYU's lead to 15-10 with 14:53 left in the half.

Following Fischer's baseline floater at the 11:31 mark, Haws connected on two shots from deep to give BYU its first double-digit lead at 26-16 with 7:55 remaining. One minute later, Fischer assisted Collinsworth in the post for a dunk to maintain BYU's 10-point lead. The Cardinal reeled off an 11-0 run to take their first lead of the game at 33-32, but Collinsworth's drive before the buzzer put BYU back up, 36-35 at the half.

Haws led the way in the first half with 13 points with Collinsworth adding 10 points, four rebounds and four assists. Fischer contributed nine points and three assists before halftime.

Stanford went on a 6-0 run early in the second half to take a 41-39 lead, but the Cougars responded with Winder's 3-pointer and Collinsworth's backdoor pass to Haws for the layup to retake a five-point lead 6:11 into the half. With 10 minutes remaining, the Cougars completed an 8-0 run to push their lead to 58-49.

Collinsworth's putback was part of an 11-2 run that gave BYU its largest lead of the game at 13 with under five minutes remaining. A late 13-2 push by the Cardinal brought them within two points, but the Cougars took the game 79-77 on Stanford's missed shot at the buzzer.

BYU outscored Stanford on second chance points 25-13 and scored 22 points off Stanford's turnovers.

**QUICK FACTS**

**University Information**

Location: Provo, Utah 84602  
 Elevation: 4,553 feet  
 Enrollment: 33,336 (Daytime)  
 Founded: October 15, 1875  
 Owned: The Church of Jesus Christ of Latter-day Saints  
 Nickname: Cougars  
 Mascot: Cosmo  
 Colors: Blue and White  
 Arena (capacity): Marriott Center (20,900)  
 Conference: West Coast Conference  
 President: Kevin J Worthen (BYU, 1979)  
 Athletic Director: Tom Holmoe (BYU, 1983)  
 Athletic Website: BYUcougars.com  
 Tickets: (801) 422-BYU1 or (800) 322-BYU1

**2014-15 Preview**

Lettermen Returning/Lost: 8/4  
 Newcomers: 6  
 Starters Returning/Lost: 4/1  
 Returning Scoring: 70.3% (2,061 of 2,931 pts)  
 Returning Rebounding: 67.9% (972 of 1,432 reb)  
 Returning Assists: 66.4% (361 of 544 ast)  
 Returning Blocks: 71.8% (74 of 103)  
 Returning Minutes: 74.6% (5,317 of 7,125)

**2013-14 Review**

Overall Record: 23-12  
 Conference Record/Finish: 13-5 (2nd)  
 2014 Postseason: (0-1 in the NCAA tournament)  
 2nd Round: Oregon – L, 68-87  
 2014 Final National Ranking: NR/NR

**BYU Coaching Staff**

Head Coach: Dave Rose  
 Alma Mater (year): Houston (1983)  
 Record at School (years): 241-81 (10th year)  
 Career Division I Record (years): same  
 Basketball Office Fax: (801) 422-5965  
 Assistant Coaches (Alma Mater, year)  
 Terry Nashif (BYU, 2005)  
 Tim LaComb (Utah, 2006)  
 Mark Pope (Kentucky, 1996)  
 Dir. of Basketball Operations: Cody Fueger (Utah, 2006)

**BYU History**

First Year of Basketball: 1903  
 All-Time Record: 1722-1041 (.623)  
 Winning Seasons: 87 (last 2014)  
 Regular Season Conf. Championships: 29 (last 2011)  
 Postseason Appearances (record): 39 (30-40)  
 Total NCAA Appearances (record): 28 (15-31)  
 Last NCAA Appearance: 2014  
 Second Round: L vs. No. 7 seed Oregon, 68-87  
 Total NIT Appearances (Record): 11 (15-9)  
 Last NIT Appearance: 2013  
 Result: Advanced to the semifinals

**2014-15 BYU STARTING LINEUPS**

Opponent	(1)	(2)	(3)	(4)	(5)
Long Beach State	Collinsworth	Fischer	Haws	Austin	Worthington
Arkansas-Little Rock	Collinsworth	Fischer	Haws	Austin	Worthington
Southern Virginia	Halford	Fischer	Haws	Austin	Worthington
vs. San Diego State	Collinsworth	Fischer	Haws	Austin	Worthington
vs. Chaminade	Collinsworth	Fischer	Haws	Austin	Worthington
vs. Purdue	Collinsworth	Fischer	Haws	Austin	Worthington
Eastern Kentucky	Collinsworth	Fischer	Haws	Austin	Neilson
at Utah State	Collinsworth	Fischer	Haws	Austin	Worthington
vs. Hawai'i	Collinsworth	Fischer	Haws	Austin	Worthington
Utah	Collinsworth	Fischer	Haws	Austin	Worthington
at Weber State	Collinsworth	Fischer	Haws	Neilson	Worthington
Stanford	Collinsworth	Fischer	Haws	Neilson	Worthington
UMass					
Gonzaga					
Portland					
at Santa Clara					
at San Francisco					
Pepperdine					
Loyola Marymount					
at Pacific					
at Saint Mary's					
at San Diego					
San Francisco					
Santa Clara					
at Pepperdine					
at Loyola Marymount					
Saint Mary's					
Pacific					
San Diego					
at Portland					
at Gonzaga					
Won-Loss Records	(1)	(2)	(3)	(4)	(5)
5-3	Collinsworth	Fischer	Haws	Austin	Worthington
1-0	Halford	Fischer	Haws	Austin	Worthington
1-0	Collinsworth	Fischer	Haws	Austin	Neilson
2-0	Collinsworth	Fischer	Haws	Neilson	Worthington

**GAMES PLAYED (RECORD)**

	2014-15	Career
Tyler Haws	12 (9-3)	116 (84-32)
Nate Austin	10 (7-3)	116 (80-36)
Anson Winder	12 (9-3)	112 (79-33)
Josh Sharp	8 (7-1)	100 (69-31)
Kyle Collinsworth	11 (8-3)	81 (62-19)
Skyler Halford	11 (9-2)	46 (32-14)
Frank Bartley IV	11 (8-3)	45 (31-14)
Luke Worthington	12 (9-3)	43 (30-13)
Ryan Andrus	4 (4-0)	same
Jordan Ellis	4 (4-0)	same
Chase Fischer	12 (9-3)	same
Corbin Kaufusi	11 (8-3)	same
Isaac Neilson	12 (9-3)	same
Dalton Nixon	10 (8-2)	same
Jake Toolson	8 (7-1)	same

**GAMES STARTED (RECORD)**

	2014-15	Career
Tyler Haws	12 (9-3)	114 (82-32)
Kyle Collinsworth	11 (8-3)	72 (54-18)
Anson Winder	0 (0-0)	25 (20-5)
Nate Austin	10 (7-3)	53 (35-18)
Josh Sharp	0 (0-0)	25 (18-7)
Skyler Halford	1 (1-0)	14 (11-3)
Luke Worthington	11 (8-3)	14 (11-3)
Chase Fischer	12 (9-3)	same
Isaac Neilson	3 (3-0)	same

**STREAKS**

Streak	2014-15	Overall
Current won/loss streak	2 wins	same
At home	1 win	same
On the road	2 wins	4 wins
On a neutral floor	1 win	same
At home vs. Nonconference	1 win	same
At home vs. WCC	—	9 wins
On the road vs. Nonconference	2 wins	same
On the road vs. WCC	—	2 wins
On a neutral floor vs. Nonconference	1 win	same
On a neutral floor vs. WCC	—	1 loss
At regular season tournament	1 loss	same
At WCC Tournament	—	1 loss
NCAA Tournament	—	2 losses
At NIT	—	1 loss
Games with a 3-point make	12 games	15 games
Vs. In-state teams	1 win	same
At home vs. in-state teams	1 loss	same
On the road vs. in-state teams	2 wins	same

**LEADS AND DEFICITS, BYU'S BIGGEST...**

Lead/Deficit	Count
Halftime lead	27 (49-22 vs. SVU)
Halftime lead lost in defeat	1 (31-30 vs. Utah)
Halftime deficit	8 (33-41 vs. San Diego State)
Halftime deficit erased in victory	1 (46-47 vs. Long Beach State)
Overall lead	56 (97-41 vs. SVU)
Margin of victory	53 (101-48 vs. SVU)
Margin of defeat	5 (87-92 vs. San Diego State)
Lead lost in defeat	5 (76-71 vs. San Diego State)
Overall deficit	13 (11-24 vs. Utah)
Deficit overcome in victory	9 (17-26 vs. Hawaii)

**HONORS CANDIDATES**

**Tyler Haws • All-America Candidate**

- Ranks second in the nation in scoring at 23.8 points per game and 39th in free throw percentage at 88.6
- Has three games with 30-plus points, including a season high of 35 points at Utah State
- Named to the Wooden Award Preseason Top 50
- Named to the Naismith Trophy Men's 50 Watch List
- Named preseason All-America honorable mention by the Associated Press
- Selected to the preseason All-WCC team by the league's coaches
- Named All-America Honorable Mention, WCC Player of the Year, All-WCC First Team, USBWA All-District VIII First Team, WCC All-Tournament and the CollegeSportsMadness.com All-High Major First Team in 2013-14
- 2013-14 season averages of 23.2 ppg, 3.8 rpg, 1.5 apg and 1.0 spg and season shooting percentages of .463 from the field, .404 from three and .881 from the free throw line
- Had season highs of 48 points, 13 rebounds, 5 assists, 3 steals and 4 made 3-pointers
- Scored in double figures in all 33 games played, 20-plus points 21 times, 30-plus points 7 times and 40-plus points once
- Named to the All-Junior Team by ESPN's Rece Davis
- Named USBWA and NABC All-District

**Kyle Collinsworth • All-WCC, All-District Candidate**

- Ranks 37th in the nation in assists and 33rd in steals
- One of only four players in the country with a triple-double: 19 points, 12 boards, 10 assists vs. Hawaii
- Named preseason All-WCC
- Named All-WCC First Team in 2013-14
- 2013-14 season averages of 14.0 ppg, 8.1 rpg, 4.6 apg and 1.7 spg and season shooting percentages of .497 from the field and .364 from three
- Had season highs of 20 points, 13 rebounds, 9 assists, 3 blocks and 5 steals
- Scored in double figures in 30 games, including a streak of 20-straight games
- In all games was: 14th in the WCC in scoring, 2nd in rebounding, 13th in field goal percentage, 3rd in assists, 3rd in steals, 11th in assist/turnover ratio, 5th in offensive rebounds, 3rd in defensive rebounds and 6th in minutes played (as of 3/12/14)

**Preseason Projections**

Lindy's Sports College Basketball Preview

- Senior guard Tyler Haws ranked No. 1 in the nation among shooting guards
- Junior guard Kyle Collinsworth ranked No. 20 in the nation among small forwards (even though he plays the point)
- BYU picked to finish second in the WCC
- Tyler Haws named the preseason player of the year and to the five-man All-WCC first-team
- Kyle Collinsworth named to the five-man All-WCC second-team

Sporting News College Basketball Year Book

- Senior guard Tyler Haws and junior guard Kyle Collinsworth named to the 10-man all-conference team
- Chase Fischer named to the five-man all-newcomer team
- The Marriott Center named the top venue in the WCC
- BYU picked to finish second in the WCC

Athlon Sports College Basketball Preview

- Senior guard Tyler Haws ranked the second-best scorer in the country
- Senior guard Tyler Haws named the WCC preseason player of the year and to the five-man All-WCC first-team

Online Previews

- Yahoo! Sports named Tyler Haws and Kyle Collinsworth to its five-man All-WCC team and selected Haws as the preseason player of the year
- SI.com projects Tyler Haws to lead the nation in scoring in 2014-15
- CampusInsiders.com projects Tyler Haws to lead the nation in scoring in 2014-15

**2014-15 STORYLINES AND NOTES**

**Dave Rose**

BYU head coach Dave Rose has led the Cougars to one of the most successful runs in program history since taking over in 2005. His career record of 241-81 ranks him second in BYU history in total victories and first in winning percentage (.748). Rose has been named conference coach of the year three times, district coach of the year twice, led the Cougars to four conference titles, seven NCAA tournament appearances, two NIT appearances, six 25-win seasons and nine 20-win seasons. In 2010, he led BYU to its first NCAA tournament win in 17 years and the Cougars won at least one postseason game in the next three seasons, including a spot in the Sweet 16 in 2011, a win in the 2012 NCAA tournament and a trip to the NIT semifinals in 2013.

**Hot start from downturn**

BYU is hitting threes at a record-setting pace in 2014-15. Through 12 games, the Cougars are on pace to nearly double last season's output and break the records for made threes and threes per game set in 2010-11. See below for more data on BYU's 3-point shooting during the Dave Rose era.

Season	Games Played	Games w/10-plus 3s	Total 3s	3s/Game	Season	Games Played	Games w/10-plus 3s	Total 3s	3s/Game
2005-06	29	5	202	7.0	2010-11	37	11	312	8.4
2006-07	34	7	256	7.5	2011-12	35	8	233	6.7
2007-08	35	11	285	8.1	2012-13	36	4	213	5.9
2008-09	33	8	238	6.8	2013-14	35	3	177	5.1
2009-10	36	9	292	8.1	2014-15	12	5	114	9.5

**Rose vs. the state**

BYU basketball coach Dave Rose has compiled a record of 31-8 vs. in-state opponents since taking over in 2005-06. He has the best winning percentage (.795) of any coach vs. in-state teams during that time and is second in wins (Utah State's Stew Morrill is 32-11 vs. in-state teams since 2005-06, a .743 winning percentage). BYU won at Utah State 91-81 on Dec. 2, lost to Utah 65-61 on Dec. 10 and won at Weber State 76-60 on Dec. 13.

Opponent	W	L	Opponent	W	L
Utah	12	5	Weber State	10	0
Utah State	6	3	Southern Utah	3	0

**Cougars leading the league**

In each of BYU's three seasons in the WCC, the Cougars have had the leading scorer in all games (Noah Hartsock in 2011-12, Tyler Haws in 2012-13 and 2013-14) and in league games (Brandon Davies in 2011-12, Haws in 2012-13 and 2013-14). Only one other school (Loyola Marymount from 1988-89 to 1991-92) has had the league's leading scorer in at least three-straight seasons in all games. In league games, a school has had the league's leading scorer in at least three-straight seasons three other times.

**Rose among the nation's best**

Dave Rose is 10th in career winning percentage among active NCAA Division I head coaches (as of Dec. 21, 2014).

Rk	Coach	Yrs.	W	L	Pct.	Rk	Coach	Yrs.	W	L	Pct.
1	Mark Few, Gonzaga	15	414	101	.8039	7	Bruce Pearl, Auburn	19	467	150	.7569
2	Roy Williams, UNC	26	732	193	.7914	8	Bill Self, Kansas	21	541	175	.7556
3	Thad Matta, Ohio State	14	386	116	.7689	9	Jamie Dixon, Pittsburgh	11	296	99	.7494
4	Mike Krzyzewski, Duke	39	993	306	.7644	10	Dave Rose, BYU	9	241	81	.7484
5	John Calipari, Kentucky	22	567	175	.7642	11	Shaka Smart, VCU	5	145	49	.7474
6	Bo Ryan, Wisconsin	30	714	225	.7604	12	Jim Boeheim, Syracuse	38	954	324	.7465

**Number of games to...**

See the table below for the number of games it has taken BYU's best scorers to reach various milestones.

1,500 Points	1,600 Points	1,700 Points	1,800 Points	1,900 Points
Danny Ainge - 77	Danny Ainge - 82	Danny Ainge - 87	Danny Ainge - 91	Danny Ainge - 96
Kresimir Cosic - 79	<b>Tyler Haws - 90</b>	<b>Tyler Haws - 93</b>	<b>Tyler Haws - 97</b>	Devin Durrant - 102
<b>Tyler Haws - 86</b>	Devin Durrant - 93	Devin Durrant - 96	Devin Durrant - 99	<b>Tyler Haws - 102</b>
Devin Durrant - 89	Michael Smith - 95	Michael Smith - 99	Michael Smith - 103	Michael Smith - 107
Michael Smith - 91	Fred Roberts - 103	Jimmer Fredette - 110	Jimmer Fredette - 114	Jimmer Fredette - 118
Fred Roberts - 98	Jimmer Fredette - 105	Fred Roberts - 111	Fred Roberts - 118	
2,000 Points	2,100 Points	2,200	2,300	2,400
Danny Ainge - 99	Danny Ainge - 102	Danny Ainge - 107	Danny Ainge - 112	Danny Ainge - 115
Devin Durrant - 106	Devin Durrant - 111	Devin Durrant - 114	Michael Smith - 122	Jimmer Fredette - 134
<b>Tyler Haws - 108</b>	<b>Tyler Haws - 112</b>	<b>Tyler Haws - 115</b>	Jimmer Fredette - 131	
Michael Smith - 110	Michael Smith - 115	Michael Smith - 119		
Jimmer Fredette - 120	Jimmer Fredette - 123	Jimmer Fredette - 127		

**Fischer and the Cougars set 3-point shooting and scoring records**

Junior guard Chase Fischer and his teammates set several BYU records in the Cougars' 121-85 win over Chaminade in the EA Sports Maui Invitational. See the list below:

**Team Records**

- Single-game record for 3-pointers in a game: 17 (previous record was 15, set three times)
- Record for most 3-pointers in a half: 14 in the first half (previous record was 10, set at Arizona in 2009)
- Tied most points in a first half: 66 (set previously set vs. Hofstra in 1983)
- Tied for fourth most points in a game with 121 (also the most points scored in the Dave Rose era)

**Individual Records**

- Chase Fischer set the BYU record for most threes in a single game: 10
- Chase Fischer set the BYU record for most threes in a half: 9 in the first
- Chase Fischer set the BYU record for most made threes without a miss to start a game: 8

CAREER

Points

Rk	Name, Years	Pts
1	Jimmer Fredette, 2007-11	2,599
2	Danny Ainge, 1977-81	2,467
3	Michael Smith, 1983-84, 86-89	2,319
4	Devin Durrant, 1978-80, 82-84	2,285
5	<i>Tyler Haws, 2009-10, 12-present</i>	<b>2,230</b>
6	Russell Larson, 1991-95	1,885
7	Fred Roberts, 1978-82	1,841
8	Jeff Chatman, 1984-88	1,824
9	Mekeli Wesley, 1997-01	1,740
10	Mark Bigelow, 1998-99, 01-04	1,715
11	Brandon Davies, 2009-13	1,680
12	Ken Roberts, 1990-91, 93-96	1,652
13	Lee Cummond, 2005-09	1,569
14	Jonathan Tavemari, 2006-10	1,519
15	Kresimir Cosic, 1970-73	1,513
16	Joe Nelson, 1947-50	1,494
17	Jay Cheesman, 1973-77	1,408
18	Roland Minson, 1948-51	1,407
19	Andy Toolson, 1984-85, 87-90	1,388
20	Trent Plaisted, 2004-08	1,372
21	Marty Haws, 1986-90	1,337
22	Dick Nemecka, 1963-66	1,299
23	Alan Taylor, 1976-80	1,284
24	Jackson Emery, 2005-06, 08-11	1,235
25	Doug Richards, 1971-74	1,218
26	Gary Trost, 1987-88, 90-93	1,205
27	Matt Carlino, 2011-14	1,201
28	Eldon Brintley, 1927-31	1,195
29	Noah Hartssock, 2008-12	1,191
30	Joe Richey, 1950-53	1,177

Points Per Game

Rk	Name, Years	G	Pts	Avg
1	John Fairchild, 1963-65	53	1,109	20.92
2	Danny Ainge, 1977-81	118	2,467	20.91
3	Devin Durrant, 1978-80, 82-84	117	2,285	19.5
4	<i>Tyler Haws, 2009-10, 12-present</i>	<b>116</b>	<b>2,230</b>	<b>19.22</b>
5	Kresimir Cosic, 1970-73	79	1,513	19.15
6	Michael Smith, 1983-84, 86-89	122	2,319	19.0
7	Bernie Fryer, 1970-72	55	1,030	18.73
8	Jimmer Fredette, 2007-11	139	2,599	18.70
9	Terrell Lyday, 1999-01	66	1,105	16.74
10	Dick Nemecka, 1963-66	78	1,299	16.65

Field Goals Made

Rk	Name, Years	FG
1	Danny Ainge, 1977-81	987
2	Michael Smith, 1983-84, 86-89	886
3	Jimmer Fredette, 2007-11	838
4	Devin Durrant, 1978-80, 82-84	832
5	Jeff Chatman, 1984-88	751
6	<i>Tyler Haws, 2009-10, 12-present</i>	<b>750</b>
7	Fred Roberts, 1978-82	687
8	Russell Larson, 1991-95	660
9	Brandon Davies, 2009-13	609
10	Mekeli Wesley, 1997-01	570

Free Throws Made

Rk	Name, Years	FT
1	Jimmer Fredette, 2007-11	627
2	Devin Durrant, 1978-80, 82-84	621
3	<i>Tyler Haws, 2009-10, 12-present</i>	<b>596</b>
4	Russell Larson, 1991-95	541
5	Ken Roberts, 1990-91, 93-96	511
6	Mekeli Wesley, 1997-01	509
7	Danny Ainge, 1977-81	493
8	Fred Roberts, 1978-82	467
9	Brandon Davies, 2009-13	456
10	Michael Smith, 1983-84, 86-89	431
11	Mark Bigelow, 1998-99, 01-04	414
12	Joe Nelson, 1947-50	390
13	Kresimir Cosic, 1970-73	381
14	Gary Trost, 1987-88, 90-93	359
15	Trent Plaisted, 2004-08	346

Free Throw Percentage\*

Rk	Name, Years	FT	FTA	Pct
1	<i>Tyler Haws, 2009-10, 12-present</i>	<b>596</b>	<b>672</b>	<b>.887</b>
2	Jimmer Fredette, 2007-11	627	711	.882
3	Michael Smith, 1983-84, 86-89	431	491	.878
4	Lee Cummond, 2005-09	294	349	.842
5	Randy Reid, 1992-96	338	407	.830
6	Brian Taylor, 1982-84, 86-88	229	277	.827
7	Gary Batchelor, 1960-63	251	304	.826
8	Noah Hartssock, 2008-12	230	281	.819
9	Danny Ainge, 1977-81	493	604	.816
10	Doug Howard, 1967-70	287	353	.813

\*Minimum 200 FT Made

3-Point Field Goals Made

Rk	Name, Years	3FG
1	Jimmer Fredette, 2007-11	296
2	Jonathan Tavemari, 2006-10	265
3	Jackson Emery, 2005-06, 08-11	230
4	Mark Bigelow, 1998-99, 01-04	213
5	Mike Rose, 2003-07	163
6	Matt Carlino, 2011-14	157
7	Lee Cummond, 2005-09	153
8	Andy Toolson, 1984-85, 87-90	141
9	<i>Tyler Haws, 09-10, 12-present</i>	<b>134</b>
10	Nick Sanderson, 1991-93	129
11	Terrell Lyday, 1999-01	127
12	Mark Heslop, 1988-92	126
13	Michael Smith, 1983-84, 86-89	116
14	Randy Reid, 1992-96	114
15	Austin Ainge, 2003-07	113
16	Nathan Call, 1986-88, 90-92	110
17	Jimmy Balderson, 2001-02, 04-07	109
18	Todd Christensen, 1995-96, 98-00	104
19	Brock Zylstra, 2009-13	102
20	Robbie Reid, 1993-95	96

Steals

Rk	Name, Years	G	Stl	Avg
1	Jackson Emery, 2005-06, 08-11	133	249	1.9
2	Danny Ainge, 1977-81	118	195	1.7
3	Marty Haws, 1986-90	123	182	1.5
4	Jimmer Fredette, 2007-11	139	167	1.2
5	Jonathan Tavemari, 2006-10	132	165	1.3
6	Matt Carlino, 2011-14	96	161	1.7
7	Scott Sinek, 1981-85	115	140	1.2
8	Nathan Call, 1986-88, 90-92	129	138	1.1
9	Brandon Davies, 2009-13	135	132	1.0
10	Russell Larson, 1991-95	129	131	1.0
11	Lee Cummond, 2005-09	131	129	1.0
12	Matt Montague, 1996-97, 99-02	122	124	1.0
13	<i>Kyle Collinsworth, 2010-11, 12-present</i>	<b>81</b>	<b>121</b>	<b>1.5</b>
14	Randy Reid, 1992-96	125	118	0.9
15	Mark Bigelow, 1998-99, 01-04	120	116	1.0
16	<i>Tyler Haws, 2009-10, 12-present</i>	<b>116</b>	<b>114</b>	<b>1.0</b>
17	Ken Roberts, 1990-91, 93-96	126	104	0.8
18	Justin Weidauer, 1991-92, 95-98	85	102	1.2
19	Terrell Lyday, 1999-01	66	99	1.5
20	Mekeli Wesley, 1997-01	115	97	0.8

Steals Per Game

Rk	Name, Years	G	Stl	Avg
1	Jackson Emery, 2005-06, 08-11	133	249	1.87
2	Matt Carlino, 2011-present	96	161	1.677
3	Danny Ainge, 1977-81	118	195	1.652
4	Terrell Lyday, 1999-01	66	99	1.5
5	<i>Kyle Collinsworth, 2010-11, 12-present</i>	<b>81</b>	<b>121</b>	<b>1.49</b>
6	Mike Hall, 2003-05	60	89	1.48
7	Marty Haws, 1986-90	123	182	1.48
8	Robbie Reid, 1993-95	64	94	1.47
9	Rafael Araujo, 2002-04	62	88	1.42
10	Jonathan Tavemari, 2006-10	132	165	1.25
11	Brett Applegate, 1982-84	60	74	1.23
12	Scott Sinek, 1981-85	115	140	1.22
13	Jimmer Fredette, 2007-11	139	167	1.20
14	Justin Weidauer, 1991-92, 95-98	85	102	1.20
15	Michael Vranes, 1996-97, 98-00	63	71	1.13
16	Nathan Call, 1986-88, 90-92	129	138	1.07
17	Kevin Woodberry, 2002-04	62	65	1.05
18	Kevin Santiago, 1988-90	59	61	1.034
19	Matt Montague, 1996-97, 99-02	122	124	1.0164
20	Russell Larson, 1991-95	129	131	1.0155
21	<i>Tyler Haws, 2009-10, 12-present</i>	<b>116</b>	<b>114</b>	<b>1.0</b>

Blocks

Rk	Name, Years	G	Blk	Avg
1	Greg Kite, 1979-83	112	208	1.9
2	Noah Hartssock, 2008-12	134	177	1.3
3	Shawn Bradley, 1990-91	34	177	5.2
4	Russell Larson, 1991-95	129	166	1.3
5	Brandon Davies, 2009-13	135	123	0.9
6	Alan Taylor, 1976-80	110	119	1.1
7	Trent Plaisted, 2004-08	103	107	1.0
8	Jeff Chatman, 1984-88	122	107	0.9
9	Lee Cummond, 2005-09	131	106	0.8
10	Chris Miles, 2004-05, 07-10	131	89	0.7
11	Jim Usevitch, 1982-84, 86-88	107	84	0.8
12	Mekeli Wesley, 1997-01	115	82	0.7
13	Fred Roberts, 1978-82	119	75	0.6
14	Eric Nielsen, 1996-97, 99-02	122	74	0.6
15	Ken Roberts, 1990-91, 93-96	126	73	0.6
16	<i>Nate Austin, 2011-present</i>	<b>116</b>	<b>71</b>	<b>0.6</b>
17	Alan Pollard, 1984-86	60	62	1.0
18	Jared Miller, 1990-93	88	60	0.7

Offensive Rebounds

Rk	Name, Years	G	Stl	Avg
1	Ken Roberts, 1990-91, 93-96	126	268	2.13
2	Brandon Davies, 2009-13	135	246	1.82
3	Russell Larson, 1991-95	129	245	1.90
4	<i>Nate Austin, 2011-present</i>	<b>116</b>	<b>235</b>	<b>2.03</b>
5	Trent Plaisted, 2004-08	103	231	2.24
6	Gary Trost, 1987-88, 90-93	114	210	1.84
7	Lee Cummond, 2005-09	131	202	1.54
8	Keena Young, 2004-07	88	201	2.28
9	Noah Hartssock, 2008-12	134	194	1.45
10	Mekeli Wesley, 1997-01	115	182	1.58
11	Rafael Araujo, 2002-04	62	178	2.87
12	Charles Abouo, 2008-12	141	177	1.26
13	Justin Weidauer, 1991-92, 95-98	85	176	2.07
14	Nathan Cooper, 1995-96, 98-01	122	172	1.41
15	Jared Miller, 1990-93	88	166	1.89
16	Jared Jensen, 2001-2005	118	161	1.36
17	<i>Kyle Collinsworth, 2010-11, 12-present</i>	<b>81</b>	<b>160</b>	<b>1.98</b>
18	Eric Nielsen, 1996-97, 99-02	122	151	1.24
19	Mark Durrant, 1989-90, 92-95	128	150	1.17
20	Chris Miles, 2004-05, 07-10	131	134	1.02

Most 20-Point Games

Rk	Name, Years	#
1	Michael Smith, 1983-84, 86-89	67
2	Danny Ainge, 1977-81	65
3	Jimmer Fredette, 2007-11	63
4	<i>Tyler Haws, 2009-10, 12-present</i>	<b>58</b>
5	Devin Durrant, 1978-80, 82-84	57
6	Kresimir Cosic, 1970-73	38
7	Jeff Chatman, 1984-88	36
8	Russell Larson, 1991-95	34
9	Fred Roberts, 1978-82	33
10	Ken Roberts, 1990-91, 93-96	31
11	John Fairchild, 1963-65	30
	Mekeli Wesley, 1997-01	30

Consecutive 20-Point Games

Rk	Name, Years	Pts
1	Jimmer Fredette, 1/5/11 to 3/24/11	22
2	Danny Ainge, 12/19/80 to 1/24/81	12
	Michael Smith, 12/17/88 to 2/2/89	12
4	Devin Durrant, 12/28/83 to 2/8/84	11
	<i>Tyler Haws, 3/2/13 to 11/25/13</i>	<b>11</b>
6	Michael Smith, 2/9/89 to 3/10/89	10
7	Timo Saarelainen, 1/17/85 to 2/9/85	8
	Michael Smith, 3/11/88 to 12/9/88	8
9	Devin Durrant, 11/26/83 to 12/21/83	7
	Devin Durrant, 2/25/84 to 3/17/84	7
	Jimmer Fredette, 3/11/10 to 11/20/10	7
	<i>Tyler Haws, 12/29/12 to 1/19/13</i>	<b>7</b>
	Russell Larson, 12/6/94 to 12/30/94	7
14	Devin Durrant, 1/14/83 to 1/27/83	6
	Jimmer Fredette, 12/8/10 to 12/30/10	6
	<i>Tyler Haws, 11/9/12 to 11/24/12</i>	<b>6</b>
	Kenneth Roberts, 2/15/96 to 3/7/96	6

Most 30-Point Games

Rk	Name, Years	#
1	Jimmer Fredette, 2007-11	24
2	Michael Smith, 1983-84, 86-89	17
	Devin Durrant, 1978-80, 82-84	17
4	<i>Tyler Haws, 2009-10, 12-present</i>	<b>13</b>
5	Danny Ainge, 1977-81	12
6	Kresimir Cosic, 1970-73	10
7	Dick Nemecka, 1963-66	8
8	John Fairchild, 1963-65	7
9	Timo Saarelainen, 1980-85	5
10	Russell Larson, 1991-95	4
	Ken Roberts, 1990-91, 93-96	4
	Mekeli Wesley, 1997-01	4

Consecutive Games in Double Figures

Rk	Name, Years	Pts
1	Danny Ainge, 12/13/77 to 3/21/81	112
2	Michael Smith, 1/10/87 to 3/10/89	77
3	<i>Tyler Haws, 1/26/13 to present</i>	<b>60</b>
4		

**BYU'S RECORD WHEN ...**

Venue	14-15	H	A	N	Under Rose
Overall	9-3	5-1	2-0	2-2	241-81
Home	5-1	—	—	—	136-13
Away	2-0	—	1-0	—	70-43
Neutral	2-2	—	—	—	35-25
Lead at the half/end of game...	14-15	H	A	N	Under Rose
BYU leads at the half	7-1	4-1	1-0	2-0	199-24
Opponent leads at the half	2-2	1-0	1-0	0-2	36-53
Score tied at the half	0-0	0-0	0-0	0-0	6-4
BYU leads w/5 min left	9-0	5-0	2-0	2-0	228-8
Opponent leads w/5 min left	0-2	0-1	0-0	0-1	11-71
Score tied w/5 min left	0-1	0-0	0-0	0-1	2-2
BYU leads w/1 min left	9-1	5-0	2-0	2-1	235-2
Opponent leads w/1 min left	0-1	0-1	0-0	0-0	3-74
Score tied w/1 min left	0-1	0-0	0-0	0-1	3-5
Game goes into overtime	0-2	0-0	0-0	0-2	7-7
BYU scores...	14-15	H	A	N	Under Rose
100-plus points	2-0	1-0	0-0	1-0	14-1
90-99 points	5-0	3-0	1-0	1-0	44-2
80-89 points	0-2	0-0	0-0	0-2	79-11
70-79 points	2-0	1-0	1-0	0-0	80-23
60-69 points	0-1	0-1	0-0	0-0	20-38
60 or less points	0-0	0-0	0-0	0-0	4-6
Opponent scores...	14-15	H	A	N	Under Rose
100-plus points	0-0	0-0	0-0	0-0	2-3
90-99 points	1-1	1-0	0-0	0-1	3-8
80-89 points	2-1	0-0	1-0	1-1	13-29
70-79 points	3-0	2-0	0-0	1-0	54-34
60-69 points	2-1	1-1	1-0	0-0	100-7
50-59 points	0-0	0-0	0-0	0-0	50-0
50 or less points	1-0	0-0	0-0	0-0	19-0
BYU double figure scorers	14-15	H	A	N	Under Rose
One player in double figures	0-0	0-0	0-0	0-0	1-4
Two players in double figures	1-1	1-0	0-0	0-1	27-20
Three players in double figures	2-1	0-1	2-0	0-0	87-35
Four players in double figures	4-0	2-0	0-0	2-0	84-17
Five players in double figures	1-1	1-0	0-0	0-1	31-5
Six players in double figures	0-0	0-0	0-0	0-0	10-0
Seven players in double figures	1-0	1-0	0-0	0-0	1-0
Shooting, rebounding and TOs	14-15	H	A	N	Under Rose
BYU shoots 50% or better	6-0	4-0	1-0	1-0	107-9
Opponent shoots 50% or better	1-0	1-0	0-0	0-0	15-31
BYU outshoots opponent	6-0	3-0	1-0	2-0	196-15
Opponent outshoots BYU	3-3	2-1	1-0	0-2	44-64
Teams shoot equal FG%	0-0	0-0	0-0	0-0	1-2
BYU outrebounds opponent	9-0	5-0	2-0	2-0	185-23
Opponent outrebounds BYU	0-3	0-1	0-0	0-2	45-55
BYU, opponent tie in rebounds	0-0	0-0	0-0	0-0	11-3
BYU has a positive TO margin	5-3	4-1	1-0	0-2	153-33
BYU has a negative TO margin	3-0	1-0	1-0	1-0	64-41
BYU, opponent tie in TOs	1-0	0-0	0-0	1-0	24-7
Wins, losses and rest	14-15	H	A	N	Under Rose
Coming off a win	5-3	3-1	1-0	1-2	176-64
Coming off a loss	4-0	2-0	1-0	1-0	65-17
Two-plus days between games	7-2	4-1	2-0	1-1	201-62
One day between games	0-0	0-0	0-0	0-0	28-6
Playing the next day	2-1	1-0	0-0	1-1	12-13
Days	14-15	H	A	N	Under Rose
Monday	0-1	0-0	0-0	0-1	6-2
Tuesday	3-0	1-0	1-0	1-0	36-6
Wednesday	1-2	1-1	0-0	0-1	50-14
Thursday	0-0	0-0	0-0	0-0	26-18
Friday	1-0	1-0	0-0	0-0	24-7
Saturday	4-0	2-0	1-0	1-0	99-34

**DUNKS**

	2014-15	Career
Nate Austin	0	16
Tyler Haws	3	17
Josh Sharp	1	13
Anson Winder	1	3
Matt Carlino	0	2
Kyle Collinsworth	9	37
Frank Bartley IV	0	2
Luke Worthington	3	3
Dalton Nixon	3	3
Corbin Kaufusi	2	2
BYU	22	
Opponents	8	

**BYU'S RECORD WHEN ...**

On television	14-15	H	A	N	Under Rose
All games on TV	9-3	5-1	2-0	2-2	205-75
On BYUtv	5-0	4-0	0-0	1-0	68-6
On ESPN	0-0	0-0	0-0	0-0	1-2
On ESPN2	1-2	0-0	0-0	1-2	8-15
On ESPNU	1-1	1-0	0-0	0-0	13-5
On ESPNEWS	0-0	0-0	0-0	0-0	1-0
On TWC/ROOT Sports	0-0	0-0	0-0	0-0	4-4
On truTV	0-0	0-0	0-0	0-0	1-3
On CBS	0-0	0-0	0-0	0-0	4-5
On CBS Sports Network	1-0	0-0	1-0	0-0	15-7
On Pac-12 Network	0-0	0-0	0-0	0-0	0-2
On KJZZ	1-0	0-0	1-0	0-0	1-0
Top 25	14-15	H	A	N	Under Rose
vs. a top 25 opponent	0-2	0-1	0-0	0-1	9-26
as a top 25 team	0-0	0-0	0-0	0-0	57-16
Months	14-15	H	A	N	Under Rose
November	5-2	4-0	0-0	1-2	49-12
December	4-1	1-1	2-0	1-0	55-19
January	0-0	0-0	0-0	0-0	55-19
February	0-0	0-0	0-0	0-0	51-12
March	0-0	0-0	0-0	0-0	31-18
April	0-0	0-0	0-0	0-0	0-1
Margin of victory/defeat	14-15	H	A	N	Under Rose
1-4 points	1-2	1-1	0-0	0-1	25-19
5-9 points	1-1	1-0	0-0	0-1	42-21
10-15 points	2-0	1-0	1-0	0-0	60-24
16-19 points	1-0	0-0	1-0	0-0	29-12
20-29 points	2-0	1-0	0-0	1-0	50-5
30-39 points	1-0	0-0	0-0	1-0	22-0
40-49 points	0-0	0-0	0-0	0-0	8-0
50+ points	1-0	1-0	0-0	0-0	5-0

**FREE THROW STREAKS**

Haws	31	3/8/14 - 11/14/14
Haws	24	12/2/14 - 12/10/14
Halford	18	2/13/14 - present
Haws	14	11/26/14 - 12/2/14
Collinsworth	12	11/29/14 - 12/6/14

**LATE GAME FREE THROWS, 5:00-2:00**

Player	Season	Career
Nate Austin	2-2 (.100)	5-10 (.500)
Kyle Collinsworth	2-2 (1.000)	18-32 (.563)
Tyler Haws	10-10 (1.000)	73-80 (.913)
Josh Sharp	1-2 (.500)	5-10 (.500)
Anson Winder	2-2 (1.000)	11-15 (.733)
Skyler Halford	0-0 (.000)	7-8 (.875)
Frank Bartley IV	0-0 (.000)	1-2 (.500)
Luke Worthington	0-0 (.000)	1-2 (.500)
Isaac Neilson	1-3 (.333)	1-3 (.333)
Corbin Kaufusi	2-3 (.667)	2-3 (.667)
Chase Fischer	2-2 (1.000)	2-2 (1.000)
Totals	22-26 (.846)	
Under Rose	587-807 (.727)	

**LATE GAME FREE THROWS, 2:00-0:00**

Player	Season	Career
Nate Austin	1-2 (.500)	12-18 (.667)
Kyle Collinsworth	7-8 (.875)	22-40 (.550)
Tyler Haws	10-10 (1.000)	81-87 (.931)
Josh Sharp	0-0 (.000)	8-12 (.667)
Anson Winder	8-13 (.615)	27-42 (.643)
Luke Worthington	0-0 (.000)	2-4 (.500)
Frank Bartley IV	2-3 (.667)	3-10 (.300)
Skyler Halford	6-6 (1.000)	18-18 (1.000)
Chase Fischer	2-2 (1.000)	2-2 (1.000)
Isaac Neilson	1-2 (.500)	1-2 (.500)
Dalton Nixon	1-1 (1.000)	1-1 (1.000)
Totals	38-47 (.809)	
Under Rose	768-1026 (.749)	

2014-15 SCORING BY HALF (BYU-OPPONENT)

Opponent	1st half	Margin	FG %	2nd half	Margin	FG %	OT	Margin	FG %	Final	Margin	FG %
Long Beach State	46-47	-1	<b>53.8</b> -50.0	49-43	+6	50.0-58.6	---	---	---	95-90	+5	51.9-54.1
Arkansas-Little Rock	37-28	+9	46.7-25.8	54-34	+20	59.0-43.3	---	---	---	91-62	+29	53.6-34.4
Southern Virginia	49-22	<b>+27</b>	47.2-28.6	52-26	<b>+26</b>	62.5-29.6	---	---	---	101-48	<b>+53</b>	54.4-29.0
vs. San Diego State	33-41	-8	39.9-48.5	34-26	+8	43.3-47.6	<b>20-25</b>	-5	<b>30.0</b> -50.0	87-92	-5	38.5-48.5
vs. Chaminade	<b>66</b> -43	+23	62.2-38.9	55-42	+13	48.6-36.1	---	---	---	<b>121</b> -85	+36	55.4-37.5
vs. Purdue	35-40	-5	37.9-50.0	46-41	+5	53.6-41.7	4-6	-2	20.0-42.9	85-87	-2	43.5-45.8
Eastern Kentucky	32-30	+2	50.0-52.4	58-46	+12	<b>64.5</b> -46.4	---	---	---	90-76	+14	<b>58.2</b> -49.0
at Utah State	31-32	-1	33.3-46.4	<b>60</b> -49	+11	45.5-44.8	---	---	---	91-81	+10	39.4-45.6
vs. Hawai'i	37-30	+7	41.2-37.5	53-40	+13	57.7-38.2	---	---	---	90-70	+20	48.3-37.9
Utah	31-30	+1	42.9-40.7	30-35	-5	32.4-52.4	---	---	---	61-65	-4	36.9-45.8
at Weber State	39-25	+14	57.1-36.0	37-35	+2	54.3-37.3	---	---	---	76-60	+16	54.3-37.3
Stanford	36-35	+1	43.8-48.5	43-42	+1	41.4-48.5	---	---	---	79-77	+2	42.6-48.5
UMass												
Gonzaga												
Portland												
at Santa Clara												
at San Francisco												
Pepperdine												
Loyola Marymount												
at Pacific												
at Saint Mary's												
at San Diego												
San Francisco												
Santa Clara												
at Pepperdine												
at Loyola Marymount												
Saint Mary's												
Pacific												
San Diego												
at Portland												
at Gonzaga												
Season Totals	39.3-33.6	+5.8	46.1-41.6	47.6-38.2	+9.3	50.7-43.5	12.0-15.5	-3.5	28.0-47.4	88.9-74.4	+14.5	47.8-42.6

\* Superlatives in bold

2014-15 Offensive Trends (BYU-Opponent)

Opponent	Points/Paint	Points Off TO	2nd Chance Points	Fastbreak Points	Bench Points	Big Run	Big Lead
Long Beach State	24 34	19 15	4 13	9 7	43 26	9-0/6-0	10/5
Arkansas-Little Rock	52 20	24 7	10 13	14 0	34 21	14-0/8-0	31/3
Southern Virginia	<b>54</b> 16	<b>35</b> 8	20 12	<b>24</b> 2	<b>66</b> 26	<b>16-0</b> /7-0	<b>56</b> /-
vs. San Diego State	28 40	15 13	15 22	4 8	29 30	8-0/11-0	5/11
vs. Chaminade	34 32	27 8	17 17	11 9	50 29	<b>16-0</b> /8-0	36/-
vs. Purdue	28 38	17 9	16 7	14 2	27 20	7-0/11-0	4/8
Eastern Kentucky	30 26	22 17	12 5	10 2	33 15	9-0/6-0	25/3
at Utah State	26 26	18 4	18 8	11 2	24 4	12-0/6-0	14/5
vs. Hawai'i	34 38	12 22	14 11	16 4	21 7	13-0/13-0	24/9
Utah	26 32	24 13	10 7	8 6	16 27	14-0/10-0	4/13
at Weber State	14 30	21 15	7 7	0 0	25 10	10-0/7-0	20/-
Stanford	30 28	22 13	<b>25</b> 13	9 5	13 12	8-0/11-0	13/2
UMass							
Gonzaga							
Portland							
at Santa Clara							
at San Francisco							
Pepperdine							
Loyola Marymount							
at Pacific							
at Saint Mary's							
at San Diego							
San Francisco							
Santa Clara							
at Pepperdine							
at Loyola Marymount							
Saint Mary's							
Pacific							
San Diego							
at Portland							
at Gonzaga							
Season Totals	380 360	256 144	168 135	130 47	381 227		
Times Led, Record (W/L/T)	5-0/3-3/1-0	8-3/1-0/0-0	5-2/2-1/2-0	8-2/0-1/1-0	9-1/0-2/0-0		
Under Rose (W/L/T)	155-28/71-51/15-2	190-31/44-47/7-3	152-34/74-44/15-3	175-43/41-26/25-12	140-33/95-45/6-3		

\* Superlatives in bold





2014-15 WCC Standings (as of 12/21/14)

	Overall	Pct	WCC	Pct
Gonzaga	11-1	.917	0-0	.000
<b>BYU</b>	<b>9-3</b>	<b>.750</b>	<b>0-0</b>	<b>.000</b>
Portland	8-3	.727	0-0	.000
Pepperdine	7-3	.700	0-0	.000
Pacific	8-4	.667	0-0	.000
Saint Mary's	6-3	.667	0-0	.000
San Diego	7-5	.583	0-0	.000
San Francisco	6-5	.545	0-0	.000
Santa Clara	5-5	.500	0-0	.000
Loyola Marymount	3-6	.333	0-0	.000

2014-15 WCC Players of the Week

Nov. 17	Brandon Clark, Santa Clara
Nov. 24	Brad Waldow, Saint Mary's
Dec. 1	Kevin Pangos, Gonzaga
Dec. 8	Kyle Collinsworth, BYU
Dec. 15	Kyle Wiltjer, Gonzaga
Dec. 22	

2014-15 Preseason All-WCC Team

Player	School	Yr.	Pos.
Jared Brownridge	Santa Clara	So.	G
<b>Kyle Collinsworth</b>	<b>BYU</b>	<b>Jr.</b>	<b>G</b>
Stacy Davis	Pepperdine	Jr.	F
Johnny Dee	San Diego	Sr.	G
<b>Tyler Haws</b>	<b>BYU</b>	<b>Sr.</b>	<b>G</b>
Przemek Karnowski	Gonzaga	Jr.	C
Kevin Pangos	Gonzaga	Sr.	G
Kruize Pinkins	San Francisco	Sr.	F
Thomas van der Mars	Portland	Sr.	C
Brad Waldow	Saint Mary's	Sr.	C

2014-15 WCC Preseason Poll

Team (First Place Votes)	Points
1. Gonzaga (9)	81
2. <b>BYU (1)</b>	<b>69</b>
3. Saint Mary's	62
4. San Francisco	59
5. San Diego	47
6. Portland	45
7. Pepperdine	29
7. Santa Clara	29
9. Loyola Marymount	19
10. Pacific	10

TEAM	All	Conf
WCC Stats (as of 12/21/14)		
Scoring Offense	1	-
Scoring Defense	10	-
Scoring Margin	2	-
FT Percentage	2	-
FG Percentage	2	-
FG Percentage Defense	6	-
3FG Percentage	2	-
3FG Percentage Defense	7	-
3-Point FG Made/Game	1	-
Rebounding Offense	1	-
Rebounding Defense	7	-
Rebounding Margin	6	-
Blocked Shots	5	-
Assists	1	-
Steals	1	-
Turnover Margin	1	-
Assist/Turnover Ratio	2	-
Offensive Rebounds	1	-
Defensive Rebounds	T1	-
Defensive Reb Pct	4	-
Offensive Reb Pct	6	-
NCAA Stats (as of 12/20/14)	Rank	Actual
Won-Lost Percentage	56	75.0
Scoring Offense	1	88.9
Scoring Defense	315	74.4
Scoring Margin	28	14.5
Field-Goal Percentage	47	47.8
Field-Goal Pct Defense	189	42.6
3-Point Field Goals/Game	10	9.5
3-Point Field-Goal Pct	22	40.4
3-Point FG Defense	223	34.5
Free-Throw Percentage	20	75.1
Rebound Margin	53	6.3
Assists Per Game	4	18.8
Assist Turnover Ratio	24	1.4
Blocked Shots Per Game	254	2.8
Steals Per Game	37	8.7
Turnovers Per Game	184	13.4
Turnover Margin	64	2.3
Personal Fouls Per Game	300	21.2

INDIVIDUAL	Top BYU player - All	Rank	Top BYU player - Conf	Rank
WCC (as of 12/21/14)				
Scoring	Tyler Haws	1	-	-
Rebounding	Kyle Collinsworth	4	-	-
FG Percentage	Anson Winder	9	-	-
Assists	Kyle Collinsworth	5	-	-
FT Percentage	Tyler Haws	2	-	-
Steals	Kyle Collinsworth	1	-	-
3FG Percentage	Anson Winder	9	-	-
3FG Made/Game	Chase Fischer	2	-	-
Blocked Shots	Isaac Neilson	13	-	-
Assist/TO Ratio	Kyle Collinsworth	12	-	-
Offensive Rebounds	Kyle Collinsworth	T14	-	-
Defensive Rebounds	Kyle Collinsworth	3	-	-
Minutes Played	Tyler Haws	8	-	-
NCAA Stats (as of 12/20/14)	BYU Player	Rank	Actual	
Points Per Game	Tyler Haws	2	23.8	
Field Goal Percentage	Anson Winder	108	50.0	
3-Point FGs Per Game	Chase Fischer	22	3.25	
3-Point FG Percentage	Chase Fischer	50	42.4	
Free-Throw Percentage	Tyler Haws	39	88.6	
Assists Per Game	Kyle Collinsworth	37	5.5	
Steals Per Game	Kyle Collinsworth	33	2.27	
Triple-Doubles	Kyle Collinsworth	T1	1	
Free Throws Made	Tyler Haws	1	78	
Free Throw Attempts	Tyler Haws	4	88	

**BYU BASKETBALL**

**ROSTER AND CAREER HIGHS**

No.	Name	Pos.	Ht.	Wt.	Yr.	Hometown (Previous School)	Pronunciations
1	Chase Fischer	G	6-3	195	Jr.	Ripley, W.Va. (Wake Forest)	JAMAL AYTES ATE-s or 8's
2	Jordan Ellis	G	6-1	185	Jr.	Medford, Ore. (North Medford HS)	BOB MEDINA meh-DEE-nuh
3	Tyler Haws	G	6-5	200	Sr.	Alpine, Utah (Lone Peak HS)	
5	Kyle Collinsworth	G	6-6	215	Jr.	Provo, Utah (Provo HS)	SKYLER HALFORD HAL-ford
10	Ryan Andrus	G	6-10	220	Fr.	American Fork, Utah (American Fork HS)	TERRY NASHIF NASH-if
12	Josh Sharp	F	6-7	185	Sr.	Highland, Utah (Utah)	
15	Jake Toolson	G	6-5	210	Fr.	Gilbert, Ariz. (Highland HS)	CORBIN KAUFUSI KAW-foo-see
20	Anson Winder	G	6-3	195	Sr.	Las Vegas, Nev. (Bishop Gorman HS)	ROBERT RAMOS RAY-mus
21	Kyle Davis*	F	6-7	225	Jr.	Draper, Utah (Utah State)	
23	Skyler Halford	G	6-1	180	Sr.	Orem, Utah (SLCC)	ANSON WINDER AN-sun WINE-der
24	Frank Bartley IV	G	6-3	200	So.	Baton Rouge, La. (Future College Prep)	
25	Jordan Chatman	G	6-4	195	Fr.	Vancouver, Wash. (Union HS)	
30	Dalton Nixon	F	6-8	230	Fr.	Orem, Utah (Orem HS)	
33	Nate Austin	F	7-0	230	Sr.	Alpine, Utah (Lone Peak HS)	
35	Isaac Neilson	C	6-10	230	Fr.	Mission Viejo, Calif. (Mission Viejo HS)	
40	Jamal Aytes	F	6-6	230	So.	San Diego, Calif. (JSerra Catholic HS)	
41	Luke Worthington	F	6-10	245	So.	Mequon, Wis. (Homestead HS)	
44	Corbin Kaufusi	C	6-10	260	Fr.	Provo, Utah (Timpview HS)	

Head Coach: Dave Rose, 10th year (Houston, 1983)

Assistant Coaches: Terry Nashif (BYU, 2005); Tim LaComb (Utah, 2006); Mark Pope (Kentucky, 1996)

Director of Basketball Operations: Cody Fueger (Utah, 2006)

Coordinator of Player Development: Garrett Faucette (BYU, 2008)

Team Trainer: Robert Ramos (BYU, 1995)

Strength and Conditioning Coach: Bob Medina (UNLV, 1988)

**2014-15 SEASON AND CAREER HIGHS**

#	Player		Points	Rebounds	Assists
1	Chase Fischer	Season	30 vs. Chaminade	5 vs. Hawaii	5, twice, last vs. Hawai'i
		Career	same	same	same
2	Jordan Ellis	Season	2 vs. SVU	2 vs. Chaminade	1, twice, last vs. Hawai'i
		Career	same	same	same
3	Tyler Haws	Season	35 at Utah State	8 vs. Utah	5, twice, last at Weber State
		Career	48 at Portland (13-14)	13 vs. Weber State (13-14)	6 vs. Idaho State (09-10)
5	Kyle Collinsworth	Season	21 vs. San Diego State	12 vs. Hawai'i	10 vs. Hawai'i
		Career	23 vs. Loyola Marymount (13-14)	16 vs. Loyola Marymount (13-14)	same
12	Josh Sharp	Season	4 vs. Southern Virginia	4 vs. Southern Virginia	1, twice, last vs. EKU
		Career	14 at Gonzaga (12-13), vs. SCU (12-13)	12 vs. LMU (12-13)	3, 3 times, last vs. Oregon (13-14)
15	Jake Toolson	Season	15 vs. Southern Virginia	7 vs. Southern Virginia	4 vs. Southern Virginia
		Career	same	same	same
20	Anson Winder	Season	19 vs. EKU	8 vs. Chaminade	6 vs. Hawai'i
		Career	22 vs. Mount St. Mary's (13-14)	same	9 vs. Northern Arizona (11-12)
23	Skyler Halford	Season	18 vs. Long Beach State	4 at Utah State	7 vs. Long Beach State
		Career	28 vs. San Diego (13-14)	6, twice, last vs. Santa Clara (13-14)	same
24	Frank Bartley IV	Season	4, twice, last vs. EKU	6 vs. Southern Virginia	7 vs. Southern Virginia
		Career	16 vs. Mount St. Mary's (13-14)	7 vs. Mount St. Mary's, at LMU (13-14)	same
30	Dalton Nixon	Season	10 vs. Southern Virginia	4 vs. Weber State, vs. Stanford	2 vs. Southern Virginia, vs. San Diego State
		Career	same	same	same
33	Nate Austin	Season	8 vs. Arkansas-Little Rock	11 vs. Arkansas-Little Rock	3 vs. Long Beach State, vs. Chaminade
		Career	15 vs. Weber State (11-12)	16 vs. San Francisco (13-14)	4 vs. ENMU (12-13), vs. PVAMU (13-14)
35	Isaac Neilson	Season	15 at Weber State	7 vs. Southern Virginia	2 vs. Southern Virginia
		Career	same	same	same
41	Luke Worthington	Season	12 vs. Southern Virginia	6 at Utah State	1, 6 times, last vs. Utah
		Career	same	same	same
44	Corbin Kaufusi	Season	8 vs. Chaminade	6 vs. Chaminade	1 vs. Southern Virginia
		Career	same	same	same

**GEOGRAPHIC BREAKDOWN**

Arizona	Jake Toolson
California	Jamal Aytes, Isaac Neilson
Louisiana	Frank Bartley IV
Nevada	Anson Winder
Oregon	Jordan Ellis
Utah	Ryan Andrus, Nate Austin, Kyle Collinsworth, Kyle Davis, Skyler Halford, Tyler Haws, Corbin Kaufusi, Dalton Nixon, Josh Sharp
Washington	Jordan Chatman
West Virginia	Chase Fischer
Wisconsin	Luke Worthington

**CLASS BREAKDOWN**

Seniors	Juniors	Sophomores	Freshmen
Nate Austin Skyler Halford Tyler Haws Josh Sharp Anson Winder	Kyle Collinsworth Kyle Davis* Jordan Ellis Chase Fischer	Jamal Aytes Frank Bartley IV Luke Worthington	Ryan Andrus Jake Toolson Jordan Chatman Dalton Nixon Isaac Neilson Corbin Kaufusi
*Sitting out in 2014-15 due to NCAA transfer rules			

#1 • CHASE FISCHER  
6-3 • 195 • JR • GUARD



RIPLEY, WEST VIRGINIA  
WAKE FOREST

2014-15 SEASON HIGHS

PTS	30 vs. Chaminade – 11/25/14
1st H	27 vs. Chaminade – 11/25/14
2nd H	12 vs. Hawai'i – 12/6/14
REB	5 vs. Hawai'i – 12/6/14
AST	5, twice, last vs. Hawai'i – 12/6/14
STL	3 vs. Hawai'i – 12/6/14
BLK	1 vs. SDSU – 11/24/14
FGM	10 vs. Chaminade – 11/25/14
FGA	14, twice, last vs. Stanford – 12/20/14
3PM	10 vs. Chaminade – 11/25/14
3PA	13 vs. Chaminade – 11/25/14
FTM	5 vs. LBSU – 11/14/14
FTA	5, twice, last vs. Hawai'i – 12/6/14

MISCELLANEOUS

	14-15	Career
Double-Figure Points	9 (8-1)	same
20-plus Points	3 (3-0)	same
Double-Figure Reb	0 (0-0)	same
Double-Doubles	0 (0-0)	same
3-plus Steals	1 (1-0)	same
3-plus Blocks	0 (0-0)	same
3-plus 3-point FG	7 (6-1)	same
Scoring Leader	2 (2-0)	same
Rebound Leader	0 (0-0)	same
Assist Leader	0 (0-0)	same

2014-15 SEASON — PPG: 14.1 RPG: 2.0 APG: 2.7 SPG: 0.9 BPG: 0.1 FG%: .441 3FG%: .424 FT%: .750

Last Time Out

- Scored 16 points and added 3 assists, 2 steals and a rebound against Stanford

In 2014-15 • Junior

- A team captain
- Set a BYU record with 10 threes vs. Chaminade for a career-high 30 points
- Scored 17 points on 4 of 8 3-point shooting and 5 of 5 from the free throw line ... also had 5 assists, 3 rebounds and 1 steal vs. Long Beach State
- Totaled 19 points on 7 of 12 shooting, 4 of 7 from three, vs. UALR
- Had 20 points, hit 4 of 8 threes, added 3 rebounds and 2 assists vs. ECU
- Totaled 20 points, 5 boards, 5 assists and 3 steals vs. Hawai'i

Before BYU

- Played in 62 games and started six times for the Wake Forest Demon Deacons in 2011-12 and 2012-13
- A team captain as a sophomore in 2012-13
- As a sophomore averaged 4.5 points and 1.1 rebounds in 14.2 minutes per game while shooting .395 from the field, .422 from three and .600 from the free-throw line
- Scored a career-high 15 points while hitting a career-best 5 of 8 from three vs. High Point on Dec. 5, 2012
- Scored in double figures five times and hit two-plus threes 10 times

- As a freshman in 2011-12 averaged 6.3 points, 2.2 rebounds and 1.5 assists in 26.1 minutes per game and shot .350 from the field, .320 from three and .821 from the free-throw line
- Scored in double figures nine times and hit two-plus threes 12 times
- Prepped at Ripley High School
- A 2011 first-team Parade All-American
- 2011 Gatorade Boys Basketball Player of the Year for the state of West Virginia and a McDonald's All-America nominee
- Two-time first team all-state selection in 2009-10 and 2010-11
- Received the 2011 Bill Evans Award, which goes to the state's player of the year (was second in the voting as a junior)

Personal

- Parents are John and Robin Fischer
- Older brother Noah played college basketball at Marshall and University of Charleston
- Before committing to Wake Forest was also recruited by Marshall, Ohio, UCF and VCU

2014-15 GAME-BY-GAME

Opponent	Date	GS	Min	FG	FGA	Pct	3FG	FGA	Pct	FT	FTA	Pct	Off	Def	TR	Avg	PF	FO	A	TO	Blk	Stl	Pts	Avg	
Long Beach State	11/14/14	*	31	4	9	.444	4	8	.500	5	5	1.000	0	3	3	3.0	3	0	5	2	0	1	17	17.0	
Arkansas-Little Rock	11/18/14	*	28	7	12	.583	4	7	.571	1	1	1.000	0	2	2	2.5	1	0	1	2	0	1	19	18.0	
Southern Virginia	11/19/14	*	16	4	9	.444	0	4	.000	2	4	.500	0	3	3	2.7	1	0	3	2	0	0	10	15.3	
vs. San Diego State	11/24/14	*	42	4	13	.308	3	9	.333	0	0	.000	0	1	1	2.3	2	0	2	3	1	1	11	14.3	
vs. Chaminade	11/25/14	*	23	10	14	.714	10	13	.769	0	0	.000	0	0	0	1.8	2	0	3	0	0	1	30	17.4	
vs. Purdue	11/26/14	*	38	2	11	.182	2	11	.182	1	2	.500	0	3	3	2.0	1	0	2	3	0	1	7	15.7	
Eastern Kentucky	11/29/14	*	27	7	12	.583	4	8	.500	2	3	.667	0	3	3	2.1	2	0	2	3	0	0	20	16.3	
at Utah State	12/02/14	*	17	1	9	.111	1	5	.200	0	0	.000	1	2	3	2.3	1	0	1	0	0	1	3	14.6	
vs. Hawai'i	12/06/14	*	32	6	11	.545	4	9	.444	4	5	.800	1	4	5	2.6	2	0	5	3	0	3	20	15.2	
Utah	12/10/14	*	22	1	5	.200	1	5	.200	0	0	.000	0	0	0	2.3	4	0	1	1	0	0	3	14.0	
at Weber State	12/13/14	*	33	4	8	.500	4	7	.571	1	2	.500	0	0	0	2.1	3	0	4	1	0	0	13	13.9	
Stanford	12/20/14	*	31	6	14	.429	2	6	.333	2	2	1.000	1	0	1	2.0	1	0	3	3	0	2	16	14.1	
UMass	12/23/14																								
Gonzaga	12/27/14																								
Portland	12/29/14																								
at Santa Clara	01/01/15																								
at San Francisco	01/03/15																								
Pepperdine	01/08/15																								
Loyola Marymount	01/10/15																								
at Pacific	01/15/15																								
at Saint Mary's	01/17/15																								
at San Diego	01/24/15																								
San Francisco	01/29/15																								
Santa Clara	01/31/15																								
at Pepperdine	02/05/15																								
at Loyola Marymount	02/07/15																								
Saint Mary's	02/12/15																								
Pacific	02/14/15																								
San Diego	02/19/15																								
at Portland	02/26/15																								
at Gonzaga	02/28/15																								
Totals			12	340	56	127	.441	39	92	.424	18	24	.750	3	21	24	2.0	23	0	32	23	1	11	169	14.1


CAREER STATISTICS (ALL GAMES)

Year	GP	GS	Min	Avg	FG	FGA	Pct	3FG	FGA	Pct	FT	FTA	Pct	Off	Def	TR	Avg	PF	FO	A	TO	Blk	Stl	Pts	Avg
2014-15	12	12	340	28.3	56	127	.441	39	92	.424	18	24	.750	3	21	24	2.0	23	0	32	23	1	11	169	14.1
TOTAL	12	12	340	28.3	56	127	.441	39	92	.424	18	24	.750	3	21	24	2.0	23	0	32	23	1	11	169	14.1

CAREER STATISTICS (CONFERENCE GAMES)

Year	GP	GS	Min	Avg	FG	FGA	Pct	3FG	FGA	Pct	FT	FTA	Pct	Off	Def	TR	Avg	PF	FO	A	TO	Blk	Stl	Pts	Avg
2014-15																									
TOTAL																									

#2 • JORDAN ELLIS  
6-1 • 180 • JR • GUARD



MEDFORD, OREGON  
PORTLAND STATE

2014-15 SEASON — PPG: 0.5 RPG: 0.5 APG: 0.5 SPG: 0.0 BPG: 0.0 FG%: 1.000 3FG%: .000 FT%: .000

**Last Time Out**

- Did not play against Stanford

**In 2014-15 • Junior**

- Scored 2 points in 16 minutes during his BYU debut against SVU

**Before BYU**

- A three-time letterwinner at North Medford High School
- A three-time first-team all-conference honoree
- North Medford's all-time leading scorer
- Lettered in football and track
- Also attended Grayson County College in Texas and Portland State prior to BYU

**Personal**

- Parents are Jerry and Dee Ellis
- Has two brothers and one sister
- Served a two-year mission for The Church of Jesus Christ of Latter-day Saints in Boston, Massachusetts

**2014-15 SEASON HIGHS**

PTS	2 vs. SVU – 11/19/14
1st H	—
2nd H	2 vs. SVU – 11/19/14
REB	2 vs. Chaminade – 11/25/14
AST	1, twice, last vs. Hawai'i – 12/6/14
STL	—
BLK	—
FGM	1 vs. SVU – 11/19/14
FGA	1 vs. SVU – 11/19/14
3PM	—
3PA	—
FTM	—
FTA	—

**MISCELLANEOUS**

	14-15	Career
Double-Figure Points	0 (0-0)	same
20-plus Points	0 (0-0)	same
Double-Figure Reb	0 (0-0)	same
Double-Doubles	0 (0-0)	same
3-plus Steals	0 (0-0)	same
3-plus Blocks	0 (0-0)	same
3-plus 3-point FG	0 (0-0)	same
Scoring Leader	0 (0-0)	same
Rebound Leader	0 (0-0)	same
Assist Leader	0 (0-0)	same

**2014-15 GAME-BY-GAME**

Opponent	Date	GS	Min	FG	FGA	Pct	3FG	FGA	Pct	FT	FTA	Pct	Off	Def	TR	Avg	PF	FO	A	TO	Blk	Stl	Pts	Avg
Long Beach State	11/14/14																							
Arkansas-Little Rock	11/18/14																							
Southern Virginia	11/19/14		16	1	1	1.000	0	0	.000	0	0	.000	0	0	0.0	1	0	0	0	0	0	2	2.0	
vs. San Diego State	11/24/14																							
vs. Chaminade	11/25/14		5	0	0	.000	0	0	.000	0	0	.000	0	2	2	1.0	0	0	1	0	0	0	0	1.0
vs. Purdue	11/26/14																							
Eastern Kentucky	11/29/14		0+	0	0	.000	0	0	.000	0	0	.000	0	0	0	0.7	0	0	0	0	0	0	0	0.7
at Utah State	12/02/14																							
vs. Hawai'i	12/06/14		1	0	0	.000	0	0	.000	0	0	.000	0	0	0.5	0	0	1	1	0	0	0	0	0.5
Utah	12/10/14																							
at Weber State	12/13/14																							
Stanford	12/20/14																							
UMass	12/23/14																							
Gonzaga	12/27/14																							
Portland	12/29/14																							
at Santa Clara	01/01/15																							
at San Francisco	01/03/15																							
Pepperdine	01/08/15																							
Loyola Marymount	01/10/15																							
at Pacific	01/15/15																							
at Saint Mary's	01/17/15																							
at San Diego	01/24/15																							
San Francisco	01/29/15																							
Santa Clara	01/31/15																							
at Pepperdine	02/05/15																							
at Loyola Marymount	02/07/15																							
Saint Mary's	02/12/15																							
Pacific	02/14/15																							
San Diego	02/19/15																							
at Portland	02/26/15																							
at Gonzaga	02/28/15																							
Totals		0	22	1	1	1.000	0	0	.000	0	0	.000	0	2	2	0.5	1	0	2	1	0	0	2	0.5

**CAREER STATISTICS (ALL GAMES)**

Year	GP	GS	Min	Avg	FG	FGA	Pct	3FG	FGA	Pct	FT	FTA	Pct	Off	Def	TR	Avg	PF	FO	A	TO	Blk	Stl	Pts	Avg
2014-15	4	0	22	5.5	1	1	1.000	0	0	.000	0	0	.000	0	2	2	0.5	1	0	2	1	0	0	2	0.5
TOTAL	4	0	22	5.5	1	1	1.000	0	0	.000	0	0	.000	0	2	2	0.5	1	0	2	1	0	0	2	0.5

**CAREER STATISTICS (CONFERENCE GAMES)**

Year	GP	GS	Min	Avg	FG	FGA	Pct	3FG	FGA	Pct	FT	FTA	Pct	Off	Def	TR	Avg	PF	FO	A	TO	Blk	Stl	Pts	Avg
2014-15																									
TOTAL																									

#3 • TYLER HAWS  
6-5 • 195 • SR • GUARD



ALPINE, UTAH  
LONE PEAK HS

2014-15 SEASON — PPG: 23.8 RPG: 4.4 APG: 2.5 SPG: 0.8 BPG: 0.4 FG%: .500 3FG%: .433 FT%: .886

Last Time Out

Finished with 24 points, 4 assists and 3 rebounds against Stanford

In 2014-15 • Senior

- A team captain
- Named Preseason All-WCC as voted on by the league's coaches
- Scored a season-high 32 points, hit 13 of 14 from the free throw line and added a career-best 3 blocks against Purdue
- Scored a season-high 26 points and hit a season-best 5 threes vs. SDSU
- Scored 26 points on 10 of 15 shooting from the field and added 4 rebounds and 4 assists vs. EKU
- Scored a season-high 35 points on 10 of 19 shooting from the field, 12 of 13 from the free throw line vs. Utah State ... added 6 rebounds, 2 assists and 1 steal

In 2013-14 • Junior

- Named an Honorable Mention All-American by the Associated Press
- Named WCC Player of the Year, to the All-WCC Team and the WCC All-Tournament Team
- Named to the USBWA All-District VIII First Team, the NABC All-District 9 First Team and the Basketball Times All-District Team (Rockies)
- Named to the All-High Major First Team, the WCC Player of the Year and to the All-WCC First Team by CollegeSportsMadness.com
- Two-time WCC Player of the Week (Jan. 13, Feb. 1)
- Named the Co-Male Athlete of the Year and received the Floyd Johnson Service Award at the 2014 Y Awards
- Ranked 6th in the nation in points per game at 23.2 (6th all-time at BYU for a single season), 5th in total points, 6th in field goal attempts and field goals made, 5th in free throws made, 27th in attempts and 19th in free throw percentage

In 2012-13 • Sophomore

- Named to All-West Coast Conference Team, USBWA All-District VIII First Team and NABC All-District 9 First Team
- Ranked 7th in the NCAA in scoring (the only BYU sophomore to finish in the top 10 and only the fifth Cougar to do so), 102nd in field goal percentage and 17th in free throw percentage

In 2011-12 • Freshman

- Named to All-MWC Third Team, Academic All-MWC and the HoopTV Las Vegas Classic All-Tournament Team
- Averaged 11.3 points and 4.2 rebounds and shot .498 from the field, .368 from three and .917 from the free throw line

Before BYU

- Played for Quincy Lewis at Lone Peak High School
- Named Deseret News Mr. Basketball as a junior and senior
- Led Lone Peak to state titles as a sophomore and junior
- Participated in the NBA Top 100 camp in Charlottesville, Va., and the Reebok All-America camp in Philadelphia in summer of 2008

Personal

- Parents are Marty and Tiffanie Haws
- Served a mission for The Church of Jesus Christ of Latter-day Saints in the Philippines
- Was born in Belgium

2014-15 SEASON HIGHS

PTS	35 at Utah State – 12/2/14
1st H	15 vs. Hawai'i – 12/6/14
2nd H	26 at Utah State – 12/2/14
REB	8 vs. Utah – 12/10/14
AST	5, twice, last vs. Weber State – 12/13/14
STL	3 vs. LBSU – 11/14/14
BLK	3 vs. Purdue – 11/26/14
FGM	10, twice, last at Utah State – 12/2/14
FGA	24 vs. SDSU – 11/24/14
3PM	5 vs. SDSU – 11/24/14
3PA	9 vs. SDSU – 11/24/14
FTM	13 vs. Purdue – 11/26/14
FTA	14 vs. Purdue – 11/26/14

CAREER HIGHS

PTS	48 at Portland – 1/23/14
1st H	29, vs. Virginia Tech – 12/29/12
2nd H	32 at Portland – 1/23/14 (includes OT)
REB	13 vs. Weber State – 11/08/13
AST	6 vs. Idaho State – 11/17/09
STL	4 vs. Air Force – 2/13/10
BLK	3 vs. Purdue – 11/26/14
FGM	17 at Portland – 1/23/14
FGA	34 at Portland – 1/23/14
3PM	6 vs. Virginia Tech – 12/29/12
3PA	8, 3 times, last at Portland – 1/23/14
FTM	14, twice, last vs. USF – 3/10/14
FTA	14, 5 times, last vs. Purdue – 11/26/14

MISCELLANEOUS

	14-15	Career
Double-Figure Points	12 (9-3)	100 (73-27)
20-plus Points	8 (5-3)	58 (41-17)
Double-Figure Reb	0 (0-0)	3 (3-0)
Double-Doubles	0 (0-0)	3 (3-0)
3-plus Steals	1 (1-0)	12 (10-2)
3-plus Blocks	1 (0-1)	1 (0-1)
3-plus 3-point FG	5 (3-2)	17 (13-4)
Scoring Leader	9 (6-3)	58 (39-19)
Rebound Leader	1 (1-0)	14 (11-3)
Assist Leader	1 (1-0)	13 (8-5)

2014-15 GAME-BY-GAME

Opponent	Date	GS	Min	FG	FGA	Pct	3FG	FGA	Pct	FT	FTA	Pct	Off	Def	TR	Avg	PF	FO	A	TO	Blk	Stl	Pts	Avg
Long Beach State	11/14/14	*	33	7	13	.538	2	5	.400	5	6	.833	0	3	3	3.0	3	0	1	4	1	3	21	21.0
Arkansas-Little Rock	11/18/14	*	30	6	11	.545	1	4	.250	5	6	.833	0	4	4	3.5	0	0	5	1	0	2	18	19.5
Southern Virginia	11/19/14	*	17	3	10	.300	0	2	.000	7	7	1.000	1	2	3	3.3	2	0	1	2	0	0	13	17.3
vs. San Diego State	11/24/14	*	48	9	24	.375	5	9	.556	3	4	.750	2	0	2	3.0	1	0	1	4	0	1	26	19.5
vs. Chaminade	11/25/14	*	16	6	7	.857	1	2	.500	6	6	1.000	1	0	1	2.6	2	0	3	0	0	0	19	19.4
vs. Purdue	11/26/14	*	40	9	19	.474	1	3	.333	13	14	.929	0	5	5	3.0	0	0	2	2	3	0	32	21.5
Eastern Kentucky	11/29/14	*	31	10	15	.667	4	8	.500	2	2	1.000	2	2	4	3.1	1	0	4	2	0	0	26	22.1
at Utah State	12/02/14	*	32	10	19	.526	3	8	.375	12	13	.923	2	4	6	3.5	3	0	2	2	0	1	35	23.8
vs. Hawai'i	12/06/14	*	34	9	17	.529	2	5	.400	10	10	1.000	2	5	7	3.9	2	0	1	1	0	1	30	24.4
Utah	12/10/14	*	39	9	22	.409	3	5	.600	2	3	.667	2	6	8	4.3	3	0	1	2	1	0	23	24.3
at Weber State	12/13/14	*	31	5	10	.500	1	2	.500	8	10	.800	2	5	7	4.5	1	0	5	4	0	1	19	23.8
Stanford	12/20/14	*	33	8	15	.533	3	7	.429	5	7	.714	1	2	3	4.4	1	0	4	0	0	0	24	23.8
UMass	12/23/14																							
Gonzaga	12/27/14																							
Portland	12/29/14																							
at Santa Clara	01/01/15																							
at San Francisco	01/03/15																							
Pepperdine	01/08/15																							
Loyola Marymount	01/10/15																							
at Pacific	01/15/15																							
at Saint Mary's	01/17/15																							
at San Diego	01/24/15																							
San Francisco	01/29/15																							
Santa Clara	01/31/15																							
at Pepperdine	02/05/15																							
at Loyola Marymount	02/07/15																							
Saint Mary's	02/12/15																							
Pacific	02/14/15																							
San Diego	02/19/15																							
at Portland	02/26/15																							
at Gonzaga	02/28/15																							
Totals		12	384	91	182	.500	26	60	.433	78	88	.886	15	38	53	4.4	19	0	30	24	5	9	286	23.8

CAREER STATISTICS (ALL GAMES)

Year	GP	GS	Min	Avg	FG	FGA	Pct	3FG	FGA	Pct	FT	FTA	Pct	Off	Def	TR	Avg	PF	FO	A	TO	Blk	Stl	Pts	Avg
2009-10	35	33	924	26.4	131	263	.498	25	68	.368	110	120	.917	49	97	146	4.2	53	0	54	41	5	26	397	11.3
2012-13	36	36	1235	34.3	276	571	.483	43	113	.381	185	211	.877	49	116	165	4.6	54	0	71	71	5	45	780	21.7
2013-14	33	33	1143	34.6	252	544	.463	40	99	.404	223	253	.881	33	93	126	3.8	75	1	49	63	9	34	767	23.2
2014-15	12	12	384	32.0	91	182	.500	26	60	.433	78	88	.886	15	38	53	4.4	19	0	30	24	5	9	286	23.8
TOTAL	116	114	3686	31.8	750	1560	.481	134	340	.394	596	672	.887	146	344	490	4.2	201	1	204	199	24	114	2230	19.2

CAREER STATISTICS (CONFERENCE GAMES)

Year	GP	GS	Min	Avg	FG	FGA	Pct	3FG	FGA	Pct	FT	FTA	Pct	Off	Def	TR	Avg	PF	FO	A	TO	Blk	Stl	Pts	Avg
2009-10	16	16	424	26.5	57	129	.442	14	37	.378	51	55	.927	24	40	64	4.0	18	0	28	18	2	13	179	11.2
2012-13	16	16	562	35.1	117	247	.474	15	41	.366	80	98	.816	18	55	73	4.6	24	0	24	26	0	18	329	20.6
2013-14	18	18	617	34.3	143	298	.480	23	50	.460	114	131	.870	13	40	53	2.9	40	1	29	34	7	19	423	23.5
2014-15																									
TOTAL	50	50	1603	32.1	317	674	.470	52	128	.406	245	284	.863	55	135	190	3.8	82	1	81	78	9	50	931	18.6

#5 • KYLE COLLINSWORTH  
6-6 • 210 • JR • GUARD



PROVO, UTAH  
PROVO HS

2014-15 SEASON — PPG: 12.6 RPG: 6.9 APG: 5.5 SPG: 2.3 BPG: 0.5 FG%: .467 3FG%: .364 FT%: .725

Last Time Out

- Recorded third double-double of the season with 15 points, 10 rebounds, 7 assists and 2 steals against Stanford

In 2014-15 • Junior

- A team captain
- Named Preseason All-WCC as voted on by the league's coaches
- Posted a season-high 21 points and added 7 rebounds, 6 assists and 3 steals vs. San Diego State
- Posted a double-double with 20 points and 10 rebounds to go with 4 assists, 1 block and 3 steals vs. Utah State ... hit a career-best 10 of 10 from the free throw line
- Recorded BYU's first triple-double since 1988 with 19 points, 12 rebounds and 10 assists vs. Hawai'i

In 2013-14 • Sophomore

- A team captain
- Named to the All-WCC Team and the WCC All-Tournament Team
- Named to the CollegeSportsMadness.com All-WCC Third Team
- Ranked 83rd in the nation in assists per game, 89th in steals per game, 86th in rebounds per game, 60th in total assists and 58th in total rebounds
- Ranked 2nd in the WCC in rebounding, 3rd in steals, 3rd in assists, 3rd in defensive rebounds, 5th in offensive rebounds, 7th in minutes played, 11th in assist/turnover ratio
- One of four players in the NCAA ranked in the top 100 in rebounds and assists

In 2010-11 • Freshman

- Averaged 5.8 points, 5.1 rebounds, 2.1 assists and 1.1 steals while shooting .481 from the field, .259 from three and .568 from the free throw line
- Posted season highs of 16 points, 15 rebounds, 6 assists, 4 steals and 3 blocks

Before BYU

- Played for Craig Drury and helped Provo High to state titles as a freshman and sophomore, a second-place state finish as a junior and a trip to the state semifinals as a senior
- Participated in the NBA Players' Association Top 100 camp in Virginia in the summer of 2009
- Played in the High School Academic All-American Classic and received the Shooter's Touch Community Service Award at the classic
- Named Deseret News Mr. Basketball, Salt Lake Tribune Male Athlete of the Year and Utah Gatorade Player of the Year as a senior and earned first-team all-state honors from the Deseret News and the Salt Lake Tribune and was the Daily Herald's All-Valley Player of the Year

Personal

- Parents are Jeff and Alisa
- Has two sisters and two brothers
- Brother is Chris Collinsworth, a former forward for the Cougars
- Served a mission for The Church of Jesus Christ of Latter-day Saints in Russia

2014-15 SEASON HIGHS

PTS	21 vs. SDSU – 11/24/14
1st H	12 at Utah State – 12/2/14
2nd H	16 vs. SDSU – 11/24/14
REB	12 vs. Hawai'i – 12/6/14
AST	10 vs. Hawai'i – 12/6/14
STL	6 vs. Purdue – 11/26/14
BLK	2 vs. Hawai'i – 12/6/14
FGM	8 vs. Hawai'i – 12/6/14
FGA	15 vs. Utah – 12/10/14
3PM	1, 4 times, last vs. Utah – 12/10/14
3PA	2, 4 times, last vs. Utah – 12/10/14
FTM	10 at Utah State – 12/2/14
FTA	10 at Utah State – 12/2/14

CAREER HIGHS

PTS	23 vs. LMU – 3/8/14
1st H	16 vs. LMU – 3/8/14
2nd H	16 vs. SDSU – 11/24/14
REB	16 vs. LMU – 3/8/14
AST	10 vs. Hawai'i – 12/6/14
STL	6 vs. Purdue – 11/26/14
BLK	3, twice, last vs. LMU – 1/11/14
FGM	10 vs. LMU – 3/8/14
FGA	16 vs. San Francisco – 3/10/14
3PM	2, twice, last at UMass – 1/1/11
3PA	5 vs. Fresno Pacific – 1/1/11
FTM	10 at Utah State – 12/2/14
FTA	12, twice, last at Portland – 1/23/14

MISCELLANEOUS

	14-15	Career
Double-Figure Points	8 (5-3)	48 (35-13)
20-plus Points	2 (1-1)	5 (4-1)
Double-Figure Reb	3 (3-0)	16 (13-3)
Double-Doubles	3 (3-0)	11 (9-2)
3-plus Steals	5 (3-2)	18 (14-4)
3-plus Blocks	0 (0-0)	1 (1-0)
3-plus 3-point FG	0 (0-0)	0 (0-0)
Scoring Leader	0 (0-0)	6 (5-1)
Rebound Leader	6 (4-2)	31 (24-7)
Assist Leader	9 (6-3)	31 (20-11)

2014-15 GAME-BY-GAME

Opponent	Date	GS	Min	FG	FGA	Pct	3FG	FGA	Pct	FT	FTA	Pct	Off	Def	TR	Avg	PF	FO	A	TO	Blk	Stl	Pts	Avg	
Long Beach State	11/14/14	*	13	3	6	.500	0	1	.000	0	0	.000	1	1	2	2.0	3	0	1	5	0	1	6	6.0	
Arkansas-Little Rock	11/18/14	*	17	2	5	.400	0	0	.000	1	4	.250	3	5	8	5.0	3	0	6	4	0	1	5	5.5	
Southern Virginia	11/19/14															DNP									
vs. San Diego State	11/24/14	*	45	7	14	.500	1	2	.500	6	8	.750	1	6	7	5.7	4	0	6	2	0	3	21	10.7	
vs. Chaminade	11/25/14	*	21	4	10	.400	0	0	.000	6	7	.857	3	5	8	6.3	1	0	6	3	0	3	14	11.5	
vs. Purdue	11/26/14	*	40	3	10	.300	0	1	.000	3	4	.750	1	3	4	5.8	4	0	8	4	1	6	9	11.0	
Eastern Kentucky	11/29/14	*	23	3	5	.600	1	1	1.000	4	5	.800	1	3	4	5.5	2	0	5	4	0	3	11	11.0	
at Utah State	12/02/14	*	33	5	12	.417	0	2	.000	10	10	1.000	4	6	10	6.1	1	0	4	2	1	3	20	12.3	
vs. Hawai'i	12/06/14	*	35	8	14	.571	1	2	.500	2	4	.500	2	10	12	6.9	1	0	10	6	2	1	19	13.1	
Utah	12/10/14	*	38	7	15	.467	1	2	.500	2	5	.400	1	8	9	7.1	2	0	5	2	1	1	17	13.6	
at Weber State	12/13/14	*	19	1	2	.500	0	0	.000	0	0	.000	0	2	2	6.6	4	0	2	4	0	1	2	12.4	
Stanford	12/20/14	*	34	6	12	.500	0	0	.000	3	4	.750	3	7	10	6.9	3	0	7	5	0	2	15	12.6	
UMass	12/23/14																								
Gonzaga	12/27/14																								
Portland	12/29/14																								
at Santa Clara	01/01/15																								
at San Francisco	01/03/15																								
Pepperdine	01/08/15																								
Loyola Marymount	01/10/15																								
at Pacific	01/15/15																								
at Saint Mary's	01/17/15																								
at San Diego	01/24/15																								
San Francisco	01/29/15																								
Santa Clara	01/31/15																								
at Pepperdine	02/05/15																								
at Loyola Marymount	02/07/15																								
Saint Mary's	02/12/15																								
Pacific	02/14/15																								
San Diego	02/19/15																								
at Portland	02/26/15																								
at Gonzaga	02/28/15																								
Totals			11	318	49	105	.467	4	11	.364	37	51	.725	20	56	76	6.9	28	0	60	41	5	25	139	12.6


CAREER STATISTICS (ALL GAMES)

Year	GP	GS	Min	Avg	FG	FGA	Pct	3FG	FGA	Pct	FT	FTA	Pct	Off	Def	TR	Avg	PF	FO	A	TO	Blk	Stl	Pts	Avg
2010-11	36	27	926	25.7	78	162	.481	7	27	.259	46	81	.568	55	128	183	5.1	73	1	75	56	16	39	209	5.8
2013-14	34	34	1136	33.4	175	352	.497	8	22	.364	117	203	.576	85	190	275	8.1	82	1	156	89	15	57	475	14.0
2014-15	11	11	318	28.9	49	105	.467	4	11	.364	37	51	.725	20	56	76	6.9	28	0	60	41	5	25	139	12.6
TOTAL	81	72	2380	29.4	302	619	.488	19	60	.317	200	335	.597	160	374	534	6.6	183	2	291	186	36	121	823	10.2

CAREER STATISTICS (CONFERENCE GAMES)

Year	GP	GS	Min	Avg	FG	FGA	Pct	3FG	FGA	Pct	FT	FTA	Pct	Off	Def	TR	Avg	PF	FO	A	TO	Blk	Stl	Pts	Avg	
2010-11	15	10	365	24.3	26	57	.456	3	8	.375	23	31	.742	20	59	79	5.3	31	1	32	26	8	10	78	5.2	
2013-14	18	18	583	32.4	93	181	.514	3	8	.375	65	112	.580	51	86	137	7.6	43	1	82	48	6	37	254	14.1	
2014-15																										
TOTAL	33	28	948	28.7	119	238	.500	6	16	.375	88	143	.615	71	145	216	6.5	74	2	114	74	14	47	332	10.1	

#10 • RYAN ANDRUS  
6-11 • 215 • FR • FORWARD



AMERICAN FORK, UTAH  
AMERICAN FORK HS

2014-15 SEASON — PPG: 0.8 RPG: 1.3 APG: 0.3 SPG: 0.0 BPG: 0.0 FG%: .333 3FG%: .000 FT%: .500

Last Time Out

- Did not play against Stanford

In 2014-15

- Scored 3 points, grabbed 3 rebounds and made an assist in 16 minutes against Southern Virginia

Before BYU

- A four-year letterman playing for Doug Meacham at American Fork High School
- As a senior averaged 14.9 points, 7.7 rebounds and 1.7 assists as American Fork finished 17-9 overall and 8-4 in region play and advanced to the 5A state semifinals
- Named first-team all-state by the Deseret News and the Salt Lake Tribune
- As a junior averaged 19.4 points, 6.5 rebounds, 1.5 assists and 1.1 steals as American Fork finished 17-9 overall and 7-3 in region play and advanced to the 5A state semifinals
- Named first-team all-state by the Deseret News, second-team all-state by the Salt Lake Tribune, All-Valley by the Daily Herald
- As a sophomore averaged 5.8 points and 3.8 rebounds as American Fork finished 19-3 overall and 9-1 in region play
- Played for DreamVision during the AAU season

Personal

- Parents are David and Yvonne Andrus
- Has two brothers and one sister
- Also recruited by Utah and Utah State

2014-15 SEASON HIGHS

PTS	3 vs. SVU – 11/19/14
1st H	1 vs. SVU – 11/19/14
2nd H	2 vs. SVU – 11/19/14
REB	3 vs. SVU – 11/19/14
AST	1 vs. SVU – 11/19/14
STL	—
BLK	—
FGM	1 vs. SVU – 11/19/14
FGA	2 vs. SVU – 11/19/14
3PM	—
3PA	—
FTM	1 vs. SVU – 11/19/14
FTA	2 vs. SVU – 11/19/14

MISCELLANEOUS

	14-15	Career
Double-Figure Points	0 (0-0)	same
20-plus Points	0 (0-0)	same
Double-Figure Reb	0 (0-0)	same
Double-Doubles	0 (0-0)	same
3-plus Steals	0 (0-0)	same
3-plus Blocks	0 (0-0)	same
3-plus 3-point FG	0 (0-0)	same
Scoring Leader	0 (0-0)	same
Rebound Leader	0 (0-0)	same
Assist Leader	0 (0-0)	same

2014-15 GAME-BY-GAME

Opponent	Date	GS	Min	FG	FGA	Pct	3FG	FGA	Pct	FT	FTA	Pct	Off	Def	TR	Avg	PF	FO	A	TO	Blk	Stl	Pts	Avg	
Long Beach State	11/14/14																								
Arkansas-Little Rock	11/18/14		1	0	0	.000	0	0	.000	0	0	.000	0	0	0.0	0	0	0	0	0	0	0	0.0		
Southern Virginia	11/19/14		16	1	2	.500	0	1	.000	1	2	.500	1	2	3	1.5	1	0	1	0	0	0	3	1.5	
vs. San Diego State	11/24/14																								
vs. Chaminade	11/25/14		3	0	0	.000	0	0	.000	0	0	.000	0	1	1	1.3	0	0	0	1	0	0	1.0		
vs. Purdue	11/26/14																								
Eastern Kentucky	11/29/14																								
at Utah State	12/02/14																								
vs. Hawai'i	12/06/14		1	0	1	.000	0	0	.000	0	0	.000	1	0	1	1.3	0	0	0	0	0	0	0	0.8	
Utah	12/10/14																								
at Weber State	12/13/14																								
Stanford	12/20/14																								
UMass	12/23/14																								
Gonzaga	12/27/14																								
Portland	12/29/14																								
at Santa Clara	01/01/15																								
at San Francisco	01/03/15																								
Pepperdine	01/08/15																								
Loyola Marymount	01/10/15																								
at Pacific	01/15/15																								
at Saint Mary's	01/17/15																								
at San Diego	01/24/15																								
San Francisco	01/29/15																								
Santa Clara	01/31/15																								
at Pepperdine	02/05/15																								
at Loyola Marymount	02/07/15																								
Saint Mary's	02/12/15																								
Pacific	02/14/15																								
San Diego	02/19/15																								
at Portland	02/26/15																								
at Gonzaga	02/28/15																								
Totals			0	21	1	3	.333	0	1	.000	1	2	.500	2	3	5	1.3	1	0	1	1	0	3	0.8	

CAREER STATISTICS (ALL GAMES)

Year	GP	GS	Min	Avg	FG	FGA	Pct	3FG	FGA	Pct	FT	FTA	Pct	Off	Def	TR	Avg	PF	FO	A	TO	Blk	Stl	Pts	Avg
2014-15	4	0	21	5.3	1	3	.333	0	1	.000	1	2	.500	2	3	5	1.3	1	0	1	1	0	0	3	0.8
TOTAL	4	0	21	5.3	1	3	.333	0	1	.000	1	2	.500	2	3	5	1.3	1	0	1	1	0	0	3	0.8

CAREER STATISTICS (CONFERENCE GAMES)

Year	GP	GS	Min	Avg	FG	FGA	Pct	3FG	FGA	Pct	FT	FTA	Pct	Off	Def	TR	Avg	PF	FO	A	TO	Blk	Stl	Pts	Avg	
2014-15																										
TOTAL																										

#12 • JOSH SHARP  
6-7 • 190 • SR • FORWARD



HIGHLAND, UTAH  
UTAH

2014-15 SEASON HIGHS

PTS	4 vs. SVU – 11/19/14
1st H	2 at Utah State – 12/2/14
2nd H	4 vs. SVU – 11/19/14
REB	4 vs. SVU – 11/19/14
AST	1, twice, last vs. EKV – 11/29/14
STL	2 vs. Chaminade – 11/25/14
BLK	1, twice, last vs. Utah – 12/6/14
FGM	2 vs. SVU – 11/19/14
FGA	2, twice, last at Utah State – 12/2/14
3PM	—
3PA	—
FTM	1, twice, last vs. Chaminade – 11/25/14
FTA	2, twice, last vs. Chaminade – 11/25/14

CAREER HIGHS

PTS	14 at Gonzaga – 1/24/13, SCU – 2/2/13
1st H	10 at Gonzaga – 1/24/13
2nd H	8 vs. Virginia Tech – 12/29/12
REB	12 vs. LMU – 1/3/13
AST	3, twice, last vs. San Diego – 1/04/14
STL	2, 4 times, last at USD – 3/01/14
BLK	2, twice, last vs. CSUN – 11/24/12
FGM	6 vs. Montana – 11/28/12
FGA	8 vs. Montana – 11/28/12
3PM	1, 3 times, last vs. SMC – 1/16/13
3PA	1, 13 times, last at Pepperdine – 12/30/13
FTM	4, 4 times, last vs. LMU – 1/11/14
FTA	6 at Gonzaga – 1/24/13

MISCELLANEOUS

	14-15	Career
Double-Figure Points	0 (0-0)	5 (4-1)
20-plus Points	0 (0-0)	0 (0-0)
Double-Figure Reb	0 (0-0)	3 (2-1)
Double-Doubles	0 (0-0)	0 (0-0)
3-plus Steals	0 (0-0)	0 (0-0)
3-plus Blocks	0 (0-0)	0 (0-0)
3-plus 3-point FG	0 (0-0)	0 (0-0)
Scoring Leader	0 (0-0)	1 (0-1)
Rebound Leader	0 (0-0)	4 (3-1)
Assist Leader	0 (0-0)	1 (1-0)

2014-15 SEASON — PPG: 1.5 RPG: 1.3 APG: 0.3 SPG: 0.4 BPG: 0.3 FG%: .714 3FG%: .000 FT%: .500

Last Time Out

- Did not play against Stanford

In 2014-15 • Senior

- Scored 3 points and grabbed 1 rebound against Arkansas-Little Rock
- Scored 4 points, grabbed 4 rebounds and added an assist, a steal and a block against Southern Virginia

In 2013-14 • Junior

- Posted season highs of 10 points (Loyola Marymount), 7 rebounds (Pacific), 3 assists (San Diego), 2 steals (at San Diego), 3 field goals made (Loyola Marymount), 4 free throws made (Loyola Marymount)
- Scored 10 points and grabbed four rebounds against Loyola Marymount on Jan. 11
- Grabbed seven rebounds and had 2 assists against Pacific on Jan. 30
- Averaged 1.4 points and 2.4 rebounds and shot .630 from the field and .579 from the free throw line

In 2012-13 • Sophomore

- Was 15th in the WCC in all games in offensive rebounds and 9th in the WCC in conference games
- Played in 32 games, started 22, recorded double-figure points 4 times, double-figure rebounds 3 times ... did not play in the last four games of the season due to a strained Achilles
- Had 3 or more offensive rebounds 11 times
- Tied for second all-time at BYU with 9 offensive rebounds against Loyola Marymount in Provo

- Led team in scoring once against No. 10 Gonzaga and in rebounding 4 times
- Posted season highs of 14 points (at Gonzaga, vs. Santa Clara), 12 rebounds (vs. LMU), 2 assists (5 times), 2 steals (three times) and 2 blocks (twice)
- Averaged 4.4 points, 3.9 rebounds, 0.7 assists and 0.4 steals, shot .567 from the field and .718 from the free throw line

In 2011-12 • Freshman

- Played in 28 games
- Received Bronze Honors on the WCC Commissioner's Honor Roll
- Posted season highs of 5 points, 6 rebounds, 3 assists, 1 block and 1 steal

Before BYU

- Played for Quincy Lewis
- Helped the Knights to back-to-back state titles in 2007-08
- Named first-team all-state by the Deseret News and Salt Lake Tribune
- A team captain as a senior and averaged 13.5 points and 6.3 rebounds as a senior

Personal

- Parents are Joe and Debbie Sharp
- Wife's name is Jordan and they have a daughter, Jaycee
- Served a mission for The Church of Jesus Christ of Latter-day Saints in Houston

2014-15 GAME-BY-GAME

Opponent	Date	GS	Min	FG	FGA	Pct	3FG	FGA	Pct	FT	FTA	Pct	Off	Def	TR	Avg	PF	FO	A	TO	Blk	Stl	Pts	Avg	
Long Beach State	11/14/14		4	0	0	.000	0	0	.000	0	0	.000	0	0	0	0.0	0	0	0	0	0	0	0	0.0	
Arkansas-Little Rock	11/18/14		5	1	1	1.000	0	0	.000	1	2	.500	1	0	1	0.5	3	0	0	0	0	0	3	1.5	
Southern Virginia	11/19/14		10	2	2	1.000	0	0	.000	0	0	.000	3	1	4	1.7	0	0	1	0	1	1	4	2.3	
vs. San Diego State	11/24/14																								
vs. Chaminade	11/25/14		7	0	0	.000	0	0	.000	1	2	.500	1	1	2	1.8	2	0	0	0	0	2	1	2.0	
vs. Purdue	11/26/14																								
Eastern Kentucky	11/29/14		11	0	0	.000	0	0	.000	0	0	.000	0	2	2	1.8	1	0	1	1	0	0	0	1.6	
at Utah State	12/02/14		9	1	2	.500	0	0	.000	0	0	.000	1	0	1	1.7	0	0	0	0	0	0	2	1.7	
vs. Hawai'i	12/06/14		2	1	1	1.000	0	0	.000	0	0	.000	0	0	0	1.4	1	0	0	0	0	0	2	1.7	
Utah	12/10/14		7	0	1	.000	0	0	.000	0	0	.000	0	0	0	1.3	2	0	0	0	1	0	0	1.5	
at Weber State	12/13/14																								
Stanford	12/20/14																								
UMass	12/23/14																								
Gonzaga	12/27/14																								
Portland	12/29/14																								
at Santa Clara	01/01/15																								
at San Francisco	01/03/15																								
Pepperdine	01/08/15																								
Loyola Marymount	01/10/15																								
at Pacific	01/15/15																								
at Saint Mary's	01/17/15																								
at San Diego	01/24/15																								
San Francisco	01/29/15																								
Santa Clara	01/31/15																								
at Pepperdine	02/05/15																								
at Loyola Marymount	02/07/15																								
Saint Mary's	02/12/15																								
Pacific	02/14/15																								
San Diego	02/19/15																								
at Portland	02/26/15																								
at Gonzaga	02/28/15																								
Totals			0	55	5	7	.714	0	0	.000	2	4	.500	6	4	10	1.3	9	0	2	1	2	3	12	1.5

CAREER STATISTICS (ALL GAMES)

Year	GP	GS	Min	Avg	FG	FGA	Pct	3FG	FGA	Pct	FT	FTA	Pct	Off	Def	TR	Avg	PF	FO	A	TO	Blk	Stl	Pts	Avg
2011-12	28	0	197	7.0	9	23	.391	1	5	.200	14	23	.609	16	22	38	1.4	21	0	12	12	3	4	33	1.2
2012-13	32	22	592	18.5	55	97	.567	2	6	.333	28	39	.718	60	64	124	3.9	68	0	21	21	7	13	140	4.4
2013-14	32	3	352	11.0	17	27	.630	0	2	.000	11	19	.579	26	51	77	2.4	52	0	14	6	8	5	45	1.4
2014-15	8	0	55	6.9	5	7	.714	0	0	.000	2	4	.500	6	4	10	1.3	9	0	2	1	2	3	12	1.5
TOTAL	100	25	1196	12.0	86	154	.558	3	13	.231	55	85	.647	108	141	249	2.5	150	0	49	40	20	25	230	2.3

CAREER STATISTICS (CONFERENCE GAMES)

Year	GP	GS	Min	Avg	FG	FGA	Pct	3FG	FGA	Pct	FT	FTA	Pct	Off	Def	TR	Avg	PF	FO	A	TO	Blk	Stl	Pts	Avg	
2011-12	13	0	63	4.8	0	4	.000	0	1	.000	10	14	.714	6	4	10	0.8	7	0	3	2	3	2	10	0.8	
2012-13	16	11	286	17.9	26	43	.605	2	3	.667	14	19	.737	33	27	60	3.8	32	0	15	9	0	8	68	4.3	
2013-14	18	3	244	13.6	12	17	.706	0	1	.000	9	16	.563	15	31	46	2.6	38	0	9	2	4	5	33	1.8	
2014-15																										
TOTAL	47	14	593	12.6	38	64	.594	2	5	.400	33	49	.673	54	62	116	2.5	77	0	27	13	7	15	111	2.4	



#15 • JAKE TOOLSON  
6-5 • 215 • FR • GUARD



GILBERT, ARIZONA  
HIGHLAND HS

2014-15 SEASON — PPG: 3.3 RPG: 2.1 APG: 0.9 SPG: 0.6 BPG: 0.0 FG%: .450 3FG%: .533 FT%: .000

Last Time Out

- Played 3 minutes against Stanford

In 2014-15 • Freshman

- Scored 3 points, grabbed 3 rebounds and added an assist and a steal in 10 minutes of playing time against Arkansas-Little Rock
- Led the team with 15 points, also set a team season high with 5 3-pointers against SVU ... added 7 boards, 4 assists and 4 steals
- Had 8 points, hit 2 threes and added 2 rebounds and an assist vs. Chaminade

Before BYU

- A four-year letterman and two-time first-team all-state honoree playing for Derrick Donaldson at Highland High School
- Scored 2,007 career points at Highland and averaged 19.1 points per game
- As a senior averaged 27.3 points, 12.1 rebounds, 3.5 assists and 1.6 steals per game and hit 59 threes
- Shot .522 from the field, .380 from three and .838 from the free-throw line
- Named first-team Division I All-Arizona by AZcentral.com and first-team All-Tribune by the East Valley Tribune
- As a junior averaged 18.9 points, 8.0 rebounds, 4.0 assists, 1.6 steals and 1.0 blocks and hit 34 threes while Highland finish 18-10 overall and 11-6 in league play
- Named first-team Division I All-Arizona by AZcentral.com and first-team All-Tribune by the East Valley Tribune

- As a sophomore averaged 18.4 points, 6.3 rebounds, 1.6 assists and 1.5 steals and hit 49 threes
- Named All-Tribune honorable mention by the East Valley Tribune
- As a freshman averaged 10.2 points, 7.2 rebounds, 1.7 assists and 1.4 steals and hit 47 threes
- Also recruited by Nevada Select during the AAU season
- Played for the Arizona Power during the AAU season

Personal

- Parents are Troy and Sheila Toolson
- Has one brother and two sisters
- Also recruited by Arizona State, Boston College, Utah State and Saint Mary's
- Nephew of former BYU great Danny Ainge

2014-15 SEASON HIGHS

PTS	15 vs. SVU – 11/19/14
1st H	9 vs. SVU – 11/19/14
2nd H	8 vs. Chaminade – 11/25/14
REB	7 vs. SVU – 11/19/14
AST	4 vs. SVU – 11/19/14
STL	4 vs. SVU – 11/19/14
BLK	—
FGM	5 vs. SVU – 11/19/14
FGA	9 vs. SVU – 11/19/14
3PM	5 vs. SVU – 11/19/14
3PA	8 vs. SVU – 11/19/14
FTM	—
FTA	—

MISCELLANEOUS

	14-15	Career
Double-Figure Points	1 (1-0)	same
20-plus Points	0 (0-0)	same
Double-Figure Reb	0 (0-0)	same
Double-Doubles	0 (0-0)	same
3-plus Steals	1 (1-0)	same
3-plus Blocks	0 (0-0)	same
3-plus 3-point FG	1 (1-0)	same
Scoring Leader	1 (1-0)	same
Rebound Leader	1 (1-0)	same
Assist Leader	0 (0-0)	same

2014-15 GAME-BY-GAME

Opponent	Date	GS	Min	FG	FGA	Pct	3FG	FGA	Pct	FT	FTA	Pct	Off	Def	TR	Avg	PF	FO	A	TO	Blk	Stl	Pts	Avg
Long Beach State	11/14/14		4	0	0	.000	0	0	.000	0	0	.000	0	2	2	2.0	0	0	0	0	0	0	0	0.0
Arkansas-Little Rock	11/18/14		10	1	1	1.000	1	1	1.000	0	0	.000	1	2	3	2.5	0	0	1	1	0	1	3	1.5
Southern Virginia	11/19/14		25	5	9	.556	5	8	.625	0	0	.000	0	7	7	4.0	2	0	4	1	0	4	15	6.0
vs. San Diego State	11/24/14		1	0	0	.000	0	0	.000	0	0	.000	0	0	0	3.0	1	0	0	0	0	0	0	4.5
vs. Chaminade	11/25/14		12	3	9	.333	2	5	.400	0	0	.000	0	2	2	2.8	0	0	1	0	0	0	8	5.2
vs. Purdue	11/26/14																							
Eastern Kentucky	11/29/14		6	0	1	.000	0	1	.000	0	0	.000	0	1	1	2.5	1	0	1	0	0	0	0	4.3
at Utah State	12/02/14																							
vs. Hawai'i	12/06/14		7	0	0	.000	0	0	.000	0	0	.000	1	1	2	2.4	0	0	0	0	0	0	0	3.7
Utah	12/10/14																							
at Weber State	12/13/14																							
Stanford	12/20/14		3	0	0	.000	0	0	.000	0	0	.000	0	0	0	2.1	1	0	0	0	0	0	0	3.3
UMass	12/23/14																							
Gonzaga	12/27/14																							
Portland	12/29/14																							
at Santa Clara	01/01/15																							
at San Francisco	01/03/15																							
Pepperdine	01/08/15																							
Loyola Marymount	01/10/15																							
at Pacific	01/15/15																							
at Saint Mary's	01/17/15																							
at San Diego	01/24/15																							
San Francisco	01/29/15																							
Santa Clara	01/31/15																							
at Pepperdine	02/05/15																							
at Loyola Marymount	02/07/15																							
Saint Mary's	02/12/15																							
Pacific	02/14/15																							
San Diego	02/19/15																							
at Portland	02/26/15																							
at Gonzaga	02/28/15																							
Totals		0	68	9	20	.450	8	15	.533	0	0	.000	2	15	17	2.1	5	0	7	2	0	5	26	3.3

CAREER STATISTICS (ALL GAMES)

Year	GP	GS	Min	Avg	FG	FGA	Pct	3FG	FGA	Pct	FT	FTA	Pct	Off	Def	TR	Avg	PF	FO	A	TO	Blk	Stl	Pts	Avg
2014-15	8	0	68	8.5	9	20	.450	8	15	.533	0	0	.000	2	15	17	2.1	5	0	7	2	0	5	26	3.3
TOTAL	8	0	68	8.5	9	20	.450	8	15	.533	0	0	.000	2	15	17	2.1	5	0	7	2	0	5	26	3.3

CAREER STATISTICS (CONFERENCE GAMES)

Year	GP	GS	Min	Avg	FG	FGA	Pct	3FG	FGA	Pct	FT	FTA	Pct	Off	Def	TR	Avg	PF	FO	A	TO	Blk	Stl	Pts	Avg
2014-15																									
TOTAL																									

#20 • ANSON WINDER  
6-3 • 190 • SR • GUARD



LAS VEGAS, NEVADA  
BISHOP GORMAN

2014-15 SEASON — PPG: 13.3 RPG: 4.3 APG: 2.1 SPG: 1.3 BPG: 0.3 FG%: .541 3FG%: .435 FT%: .667

Last Time Out

• Totaled 13 points, 4 rebounds and 2 assists against Stanford

• Averaged 2.1 points, 1.9 rebounds, 0.5 assists and shot .380 from the field

In 2014-15 • Senior

- Scored 12 points, grabbed 6 rebounds, dished out 2 assists and made a steal coming off the bench vs. Long Beach State
- Had 18 points, a career-high 8 rebounds, 3 assists, 1 block and 2 steals vs. Chaminade
- Scored 18 points on 7 of 9 shooting from the field and 3 of 3 from downtown vs. Purdue
- Totaled 19 points, 5 boards, 1 assist, 2 steals vs. EKU
- Scored 17 points and added 3 boards, 3 assists and 2 steals vs. Utah State

In 2011-12 • Freshman

- Started 15 times and played in 34 games
- Posted season highs of 20 points, 4 rebounds, 9 assists, 4 steals and 2 blocks
- Got first start in 14 games vs. Gonzaga and posted 10 points, 5 assists, 4 boards and 3 steals
- Hit 7 of 8 from the field and 6 of 7 from downtown for a then career-best 20 points vs. Buffalo
- Averaged 4.3 points, 1.7 assists, 1.6 rebounds and 1.0 steals

In 2013-14 • Junior

- Posted season highs of 22 points (Mount St. Mary's), 6 rebounds (Santa Clara), 6 assists (Mount St. Mary's), 6 steals (Loyola Marymount), 9 field goals made (Mount St. Mary's), 3 3-pointers made (Prairie View A&M), 10 free throws made (Gonzaga)
- Scored in double figures in five consecutive games from Feb. 20 until March 10
- In the WCC tournament, scored 16 points, hit 8 of 8 from the free throw line and added a career-best 6 steals vs. Loyola Marymount
- Scored a team-high 17 points and hit a career-best 10 of 10 from the free throw line in a home win against Gonzaga
- Scored in double figures 10 times, had 20-plus points once, led the team in scoring twice and assists once

Before BYU

- Coached by Grant Rice at Bishop Gorman High School
- Helped lead Bishop Gorman to back-to-back Nevada 4A state titles
- Averaged 17 points and 7 boards as a senior and led Bishop Gorman to a 30-2 record
- Earned first-team All-Southwest League and first-team All-Sunset Division honors

Personal

- Parents are Chuck Winder and Teresa Williams
- Has one sister
- Also recruited by Nevada, SMU, Portland, UC Riverside and Idaho

2014-15 SEASON HIGHS

PTS	19 vs. EKU – 11/29/14
1st H	12 vs. Chaminade – 11/25/14
2nd H	15 at Utah State – 12/2/14
REB	8 vs. Chaminade – 11/25/14
AST	6 vs. Hawai'i – 12/6/14
STL	2, 6 times, last vs. Utah – 12/10/14
BLK	2 vs. SVU – 11/19/14
FGM	7, twice, last vs. Purdue – 11/26/14
FGA	12 vs. SDSU – 11/24/14
3PM	3, twice, last vs. EKU – 11/29/14
3PA	6 vs. Hawai'i – 12/6/14
FTM	6 vs. Stanford – 12/20/14
FTA	10 vs. Stanford – 12/20/14

CAREER HIGHS

PTS	22 vs. Mount St. Mary's – 11/15/13
1st H	16 at Santa Clara – 1/18/14
2nd H	15 at Utah State – 12/2/14
REB	8 vs. Chaminade – 11/25/14
AST	9 vs. Northern Arizona – 11/30/11
STL	6 vs. LMU – 3/8/14
BLK	2, twice, last vs. SVU – 11/19/14
FGM	9 vs. Mount St. Mary's – 11/15/13
FGA	14 vs. Colorado Mesa – 11/16/13
3PM	6 vs. Buffalo – 12/20/11
3PA	7, 3 times, last vs. CMU – 11/16/13
FTM	10 vs. Gonzaga – 2/20/14
FTA	10, twice, last vs. Stanford – 12/20/14

MISCELLANEOUS

	14-15	Career
Double-Figure Points	10 (7-3)	26 (23-3)
20-plus Points	0 (0-0)	2 (2-0)
Double-Figure Reb	0 (0-0)	0 (0-0)
Double-Doubles	0 (0-0)	0 (0-0)
3-plus Steals	0 (0-0)	9 (7-2)
3-plus Blocks	0 (0-0)	0 (0-0)
3-plus 3-point FG	2 (1-1)	5 (4-1)
Scoring Leader	0 (0-0)	2 (2-0)
Rebound Leader	2 (2-0)	3 (3-0)
Assist Leader	0 (0-0)	8 (8-0)

In 2012-13 • Sophomore

2014-15 GAME-BY-GAME

Opponent	Date	GS	Min	FG	FGA	Pct	3FG	FGA	Pct	FT	FTA	Pct	Off	Def	TR	Avg	PF	FO	A	TO	Blk	Stl	Pts	Avg
Long Beach State	11/14/14		24	4	7	.571	2	4	.500	2	3	.667	0	6	6	6.0	1	0	2	0	0	1	12	12.0
Arkansas-Little Rock	11/18/14		18	4	9	.444	1	4	.250	0	0	.000	0	5	5	5.5	2	0	2	0	0	1	9	10.5
Southern Virginia	11/19/14		15	4	7	.571	0	2	.000	2	2	1.000	0	0	0	3.7	2	0	1	1	2	2	10	10.3
vs. San Diego State	11/24/14		37	5	12	.417	2	3	.667	2	4	.500	2	3	5	4.0	3	0	1	0	0	0	14	11.3
vs. Chaminade	11/25/14		24	7	11	.636	2	3	.667	2	3	.667	1	7	8	4.8	3	0	3	2	1	2	18	12.6
vs. Purdue	11/26/14		34	7	9	.778	3	3	1.000	1	2	.500	0	1	1	4.2	3	0	0	0	0	0	18	13.5
Eastern Kentucky	11/29/14		20	7	11	.636	3	4	.750	2	2	1.000	2	3	5	4.3	3	0	1	3	0	2	19	14.3
at Utah State	12/02/14		29	6	10	.600	1	4	.250	4	4	1.000	0	3	3	4.1	4	0	3	2	0	2	17	14.6
vs. Hawai'i	12/06/14		31	4	10	.400	2	6	.333	1	2	.500	1	4	5	4.2	3	0	6	2	1	2	11	14.2
Utah	12/10/14		32	4	8	.500	2	5	.400	0	0	.000	2	2	4	4.2	3	0	2	0	0	2	10	13.8
at Weber State	12/13/14		25	4	7	.571	1	3	.333	0	1	.000	0	5	5	4.3	2	0	2	1	0	1	9	13.4
Stanford	12/20/14		27	3	8	.375	1	5	.200	6	10	.600	0	4	4	4.3	0	0	2	2	0	0	13	13.3
UMass	12/23/14																							
Gonzaga	12/27/14																							
Portland	12/29/14																							
at Santa Clara	01/01/15																							
at San Francisco	01/03/15																							
Pepperdine	01/08/15																							
Loyola Marymount	01/10/15																							
at Pacific	01/15/15																							
at Saint Mary's	01/17/15																							
at San Diego	01/24/15																							
San Francisco	01/29/15																							
Santa Clara	01/31/15																							
at Pepperdine	02/05/15																							
at Loyola Marymount	02/07/15																							
Saint Mary's	02/12/15																							
Pacific	02/14/15																							
San Diego	02/19/15																							
at Portland	02/26/15																							
at Gonzaga	02/28/15																							
Totals		0	316	59	109	.541	20	46	.435	22	33	.667	8	43	51	4.3	29	0	25	13	4	15	160	13.3

CAREER STATISTICS (ALL GAMES)

Year	GP	GS	Min	Avg	FG	FGA	Pct	3FG	FGA	Pct	FT	FTA	Pct	Off	Def	TR	Avg	PF	FO	A	TO	Blk	Stl	Pts	Avg
2011-12	34	15	551	16.2	48	131	.366	25	84	.298	26	41	.634	3	50	53	1.6	40	0	57	32	3	35	147	4.3
2012-13	31	1	250	8.1	19	50	.380	5	20	.250	21	33	.636	8	24	32	1.0	28	0	16	9	2	13	64	2.1
2013-14	35	9	586	16.7	76	141	.539	25	62	.403	51	69	.739	6	56	62	1.8	55	0	45	19	2	20	228	6.5
2014-15	12	0	316	26.3	59	109	.541	20	46	.435	22	33	.667	8	43	51	4.3	29	0	25	13	4	15	160	13.3
TOTAL	112	25	1703	15.2	202	431	.469	75	212	.354	120	176	.682	25	173	198	1.8	152	0	143	73	11	83	599	5.3

CAREER STATISTICS (CONFERENCE GAMES)

Year	GP	GS	Min	Avg	FG	FGA	Pct	3FG	FGA	Pct	FT	FTA	Pct	Off	Def	TR	Avg	PF	FO	A	TO	Blk	Stl	Pts	Avg
2011-12	16	7	238	14.9	23	62	.371	10	36	.278	11	14	.786	1	26	27	1.7	26	0	19	11	0	20	67	4.2
2012-13	16	1	160	10.0	17	35	.486	5	14	.357	12	17	.706	6	12	18	1.1	21	0	10	4	1	11	51	3.2
2013-14	18	3	280	15.6	35	63	.556	12	27	.444	29	41	.707	3	26	29	1.6	24	0	17	13	1	4	111	6.2
2014-15																									
TOTAL	50	11	678	13.6	75	160	.469	27	77	.351	52	72	.722	10	64	74	1.5	71	0	46	28	2	35	229	4.6

#23 • SKYLER HALFORD  
6-1 • 175 • SR. • GUARD



OREM, UTAH  
SALT LAKE CC

2014-15 SEASON — PPG: 4.3 RPG: 1.5 APG: 2.4 SPG: 0.6 BPG: 0.0 FG%: .341 3FG%: .318 FT%: 1.000

Last Time Out

- Played 10 minutes against Stanford

In 2014-15 • Senior

- Scored 18 points coming off the bench and led the team with a career-best 7 assists vs. Long Beach State
- Scored 9 points on 3 threes and added 4 assists vs. EKU

In 2013-14 • Junior

- Named WCC Player of the Week Jan. 6 for scoring 28 points on 11 of 16 shooting against San Diego while adding 3 assists, 2 rebounds and 1 steal
- Posted season highs of 28 points (San Diego), 6 rebounds (twice), 4 assists (Santa Clara), 3 steals (at San Francisco), 11 field goals made (San Diego), 4 made threes (San Diego) and 11 free throws made (at San Francisco)
- Scored 28 points and had 3 assists against San Diego on Jan. 4
- Scored 18 points against Pepperdine and grabbed 6 rebounds on Jan. 9
- Scored 12 points, grabbed 6 rebounds and had 4 assists against Santa Clara on Feb. 6
- Scored in double figures 13 times, had 20-plus points once and 3-plus threes 3 times

- Region 18 MVP and Scenic West Athletic Conference Player of the Year
- Led SLCC to a record of 29-5 overall and 14-1 in the SWAC
- Led SLCC to the SWAC and Region 18 titles and to the round of 16 in the NJCAA Tournament
- Averaged 17.4 points, 4.5 rebounds, 4.0 assists and 1.6 steals
- Shot .461 from the field, .393 from three and .908 from the free throw line
- Averaged 10.6 points, 3.1 rebounds, 1.8 assists and 1.1 steals as a freshman
- Shot .452 from the field, .450 from three and .819 from the free throw line
- Earned second-team all-region honors
- Led SLCC to a record of 22-9 overall and 9-6 in the SWAC
- As a senior at Timpanogos High School was second in 5A in scoring at 23.6 points per game
- Also averaged 5.0 rebounds and 4.5 assists as a senior and led the Timberwolves to the state tournament
- Averaged 19.8 points per game as a junior
- Averaged 13.2 points per game as sophomore

Personal

- Parents are Rod and Jill
- Has four siblings
- Served a mission for The Church of Jesus Christ of Latter-day Saints in Brazil

Before BYU

- Named an NJCAA All-America First Team honoree as a sophomore at Salt Lake CC

2014-15 SEASON HIGHS

PTS	18 vs. LBSU – 11/14/14
1st H	7 vs. LBSU – 11/14/14
2nd H	11 vs. LBSU – 11/14/14
REB	5 at Weber State – 12/13/14
AST	7 vs. LBSU – 11/14/14
STL	3 vs. Utah – 12/10/14
BLK	—
FGM	5 vs. LBSU – 11/14/14
FGA	8 vs. EKU – 11/29/14
3PM	3 vs. EKU – 11/29/14
3PA	6 vs. EKU – 11/29/14
FTM	6 vs. LBSU – 11/14/14
FTA	6 vs. LBSU – 11/14/14

CAREER HIGHS

PTS	28 vs. San Diego – 1/04/14
1st H	15 vs. San Diego – 1/04/14
2nd H	14 at USF – 1/16/14
REB	6, twice, last vs. Santa Clara – 2/6/14
AST	7 vs. LBSU – 11/14/14
STL	3, twice, last vs. Utah – 12/10/14
BLK	1 at Pacific – 2/13/14
FGM	11 vs. San Diego – 1/04/14
FGA	16 vs. San Diego – 1/04/14
3PM	4 vs. San Diego – 1/04/14
3PA	9 vs. Pacific – 1/30/14
FTM	11 at USF – 1/16/14
FTA	12 at USF – 1/16/14

MISCELLANEOUS

	14-15	Career
Double-Figure Points	1 (1-0)	14 (10-4)
20-plus Points	0 (0-0)	1 (1-0)
Double-Figure Reb	0 (0-0)	0 (0-0)
Double-Doubles	0 (0-0)	0 (0-0)
3-plus Steals	1 (0-1)	2 (1-1)
3-plus Blocks	0 (0-0)	0 (0-0)
3-plus 3-point FG	1 (1-0)	4 (4-0)
Scoring Leader	0 (0-0)	1 (1-0)
Rebound Leader	0 (0-0)	0 (0-0)
Assist Leader	1 (1-0)	3 (3-0)

2014-15 GAME-BY-GAME

Opponent	Date	GS	Min	FG	FGA	Pct	3FG	FGA	Pct	FT	FTA	Pct	Off	Def	TR	Avg	PF	FO	A	TO	Blk	Stl	Pts	Avg	
Long Beach State	11/14/14		24	5	7	.714	2	3	.667	6	6	1.000	0	0	0	0.0	3	0	7	2	0	0	18	18.0	
Arkansas-Little Rock	11/18/14		16	2	6	.333	0	3	.000	0	0	.000	0	0	0	0.0	0	0	3	2	0	0	4	11.0	
Southern Virginia	11/19/14	*	2	0	1	.000	0	1	.000	0	0	.000	0	0	0	0.0	0	0	1	1	0	0	0	7.3	
vs. San Diego State	11/24/14																								
vs. Chaminade	11/25/14		10	1	4	.250	1	2	.500	0	0	.000	1	0	1	0.3	2	0	4	3	0	2	3	6.3	
vs. Purdue	11/26/14		2	0	1	.000	0	1	.000	0	0	.000	0	0	0	0.2	1	0	0	1	0	0	0	5.0	
Eastern Kentucky	11/29/14		19	3	8	.375	3	6	.500	0	0	.000	0	2	2	0.5	1	0	4	3	0	0	9	5.7	
at Utah State	12/02/14		20	0	2	.000	0	2	.000	4	4	1.000	1	3	4	1.0	4	0	2	0	0	1	4	5.4	
vs. Hawai'i	12/06/14		10	0	2	.000	0	1	.000	2	2	1.000	0	2	2	1.1	3	0	0	1	0	0	2	5.0	
Utah	12/10/14		12	1	4	.250	0	1	.000	0	0	.000	0	2	2	1.2	0	0	2	0	0	3	2	4.7	
at Weber State	12/13/14		20	2	3	.667	1	1	1.000	0	0	.000	2	3	5	1.6	2	0	3	1	0	1	5	4.7	
Stanford	12/20/14		10	0	3	.000	0	1	.000	0	0	.000	0	0	0	1.5	0	0	0	0	0	0	0	4.3	
UMass	12/23/14																								
Gonzaga	12/27/14																								
Portland	12/29/14																								
at Santa Clara	01/01/15																								
at San Francisco	01/03/15																								
Pepperdine	01/08/15																								
Loyola Marymount	01/10/15																								
at Pacific	01/15/15																								
at Saint Mary's	01/17/15																								
at San Diego	01/24/15																								
San Francisco	01/29/15																								
Santa Clara	01/31/15																								
at Pepperdine	02/05/15																								
at Loyola Marymount	02/07/15																								
Saint Mary's	02/12/15																								
Pacific	02/14/15																								
San Diego	02/19/15																								
at Portland	02/26/15																								
at Gonzaga	02/28/15																								
Totals			1	145	14	41	.341	7	22	.318	12	12	1.000	4	12	16	1.5	16	0	26	14	0	7	47	4.3

CAREER STATISTICS (ALL GAMES)

Year	GP	GS	Min	Avg	FG	FGA	Pct	3FG	FGA	Pct	FT	FTA	Pct	Off	Def	TR	Avg	PF	FO	A	TO	Blk	Stl	Pts	Avg
2013-14	35	13	528	15.1	84	195	.431	29	93	.312	49	58	.845	6	44	50	1.4	49	0	35	29	1	15	246	7.0
2014-15	11	1	145	13.2	14	41	.341	7	22	.318	12	12	1.000	4	12	16	1.5	16	0	26	14	0	7	47	4.3
TOTAL	46	14	673	14.6	98	236	.415	36	115	.313	61	70	.871	10	56	66	1.4	65	0	61	43	1	22	293	6.4

CAREER STATISTICS (CONFERENCE GAMES)

Year	GP	GS	Min	Avg	FG	FGA	Pct	3FG	FGA	Pct	FT	FTA	Pct	Off	Def	TR	Avg	PF	FO	A	TO	Blk	Stl	Pts	Avg	
2013-14	18	13	346	19.2	52	130	.400	19	64	.297	35	40	.875	5	32	37	2.1	25	0	23	21	1	7	158	8.8	
2014-15																										
TOTAL	18	13	346	19.2	52	130	.400	19	64	.297	35	40	.875	5	32	37	2.1	25	0	23	21	1	7	158	8.8	

#24 • FRANK BARTLEY IV  
6-3 • 200 • SO • GUARD



BATON ROUGE, LOUISIANA  
FUTURE COLLEGE PREP

**2014-15 SEASON HIGHS**

PTS	4, twice, last vs. EKU – 11/29/14
1st H	4, twice, last vs. EKU – 11/29/14
2nd H	2, 3 times, last vs. Utah – 12/10/14
REB	6 vs. SVU – 11/19/14
AST	7 vs. SVU – 11/19/14
STL	4 vs. SVU – 11/19/14
BLK	2 vs. SVU – 11/19/14
FGM	2, twice, last vs. EKU – 11/29/14
FGA	3, twice, last vs. Utah – 12/10/14
3PM	—
3PA	1, 5 times, last vs. Utah – 12/10/14
FTM	2 vs. Hawai'i – 12/6/14
FTA	2, 3 times, last vs. Hawai'i – 12/6/14

**CAREER HIGHS**

PTS	16 vs. Mount St. Mary's – 11/15/13
1st H	10 vs. Mount St. Mary's – 11/15/13
2nd H	11 vs. Utah State – 11/30/13
REB	7, twice, last vs. LMU – 12/28/13
AST	7 vs. SVU – 11/19/14
STL	2, twice, last vs. North Texas – 12/3/13
BLK	1, 6 times, last vs. Portland – 2/24/14
FGM	6 vs. Mount St. Mary's – 11/15/13
FGA	11 vs. Utah State – 11/30/13
3PM	3 vs. Texas – 11/25/13
3PA	5 vs. Wichita State – 11/26/13
FTM	6, twice, last at UMass – 12/7/13
FTA	8, twice, last at UMass – 12/7/13

**MISCELLANEOUS**

	14-15	Career
Double-Figure Points	0 (0-0)	6 (4-2)
20-plus Points	0 (0-0)	0 (0-0)
Double-Figure Reb	0 (0-0)	0 (0-0)
Double-Doubles	0 (0-0)	0 (0-0)
3-plus Steals	0 (0-0)	0 (0-0)
3-plus Blocks	0 (0-0)	0 (0-0)
3-plus 3-point FG	0 (0-0)	1 (1-0)
Scoring Leader	0 (0-0)	0 (0-0)
Rebound Leader	0 (0-0)	0 (0-0)
Assist Leader	1 (1-0)	2 (1-1)

**2014-15 SEASON — PPG: 1.6 RPG: 1.4 APG: 1.5 SPG: 0.5 BPG: 0.2 FG%: .500 3FG%: .000 FT%: .500**

**Last Time Out**

- Did not play against Stanford

**In 2014-15 • Sophomore**

- Scored 3 points and grabbed 1 rebound in 4 minutes vs. Long Beach State
- Set career-high with 7 assists and added 6 rebounds, 4 points, 4 steals and a career-high 2 blocks against Southern Virginia
- Had 4 points, 3 rebounds, 4 assists and 1 steal vs. EKU

**In 2013-14 • Freshman**

- Posted season highs of 16 points (Mount St. Mary's), 7 rebounds (twice), 6 assists (Prairie View A&M), 2 steals (twice), 6 field goals made (Mount St. Mary's), 3 3-pointers made (Texas), 6 free throws made (twice)
- Scored 14 points and grabbed five rebounds against Utah State on Nov. 30
- Scored 5 points and had 6 assists to go along with 4 rebounds against Prairie View A&M on Dec. 11
- Scored 6 points, grabbed 7 rebounds and had 4 assists against Loyola Marymount on Dec. 28
- Scored in double figures 5 times, hit 3 threes once and led the team in assists twice
- Averaged 3.9 points and 2.1 rebounds and totaled 25 assists and 13 steals

**Before BYU**

- Played in 2012-13 at Future College Prep for Les Bean

- Led Future College Prep to a record of 52-13 and the West Coast Prep title
- Averaged 19.7 points, 8.5 rebounds, 6.7 assists, 3.3 steals and 1.0 blocks
- Played three years of high school basketball at Christian Life Academy
- As a senior led Christian Life to a 26-7 overall record and the 1A state title
- Was named LSWA Class 1A MVP, first-team all-state and District 7-1A co-MVP while averaging 14.2 points, 6.2 rebounds and 3.3 assists
- As a junior earned District 7-1A MVP honors and was named all-state and all-metro
- Was a member of the state championship team as a sophomore
- Played football at Christian Life, earned all-district honors and recorded 800-plus receiving yards as a senior

**Personal**

- Parents are Frank Bartley III and Janice
- Has three sisters
- Also recruited by Auburn, Fordham, George Mason, Marquette, San Diego State and Utah

**2014-15 GAME-BY-GAME**

Opponent	Date	GS	Min	FG	FGA	Pct	3FG	FGA	Pct	FT	FTA	Pct	Off	Def	TR	Avg	PF	FO	A	TO	Blk	Stl	Pts	Avg	
Long Beach State	11/14/14		4	1	2	.500	0	1	.000	1	2	.500	0	1	1	1.0	0	0	0	1	0	0	3	3.0	
Arkansas-Little Rock	11/18/14		4	1	1	1.000	0	0	.000	0	1	.000	0	1	1	1.0	0	0	2	0	0	0	2	2.5	
Southern Virginia	11/19/14		16	2	3	.667	0	0	.000	0	0	.000	0	6	6	2.7	0	0	7	3	2	4	4	3.0	
vs. San Diego State	11/24/14		0	0	0	.000	0	0	.000	0	0	.000	0	0	0	2.0	0	0	0	0	0	0	0	2.3	
vs. Chaminade	11/25/14		11	0	1	.000	0	1	.000	0	0	.000	0	2	2	2.0	2	0	3	1	0	0	0	1.8	
vs. Purdue	11/26/14		0	0	0	.000	0	0	.000	0	0	.000	0	0	0	1.7	0	0	0	0	0	0	0	1.5	
Eastern Kentucky	11/29/14		14	2	2	1.000	0	0	.000	0	1	.000	2	1	3	1.9	1	0	4	0	0	1	4	1.9	
at Utah State	12/02/14		2	0	1	.000	0	1	.000	1	2	.500	0	0	0	1.6	0	0	0	0	0	0	1	1.8	
vs. Hawai'i	12/06/14		6	0	1	.000	0	1	.000	2	2	1.000	0	1	1	1.6	1	0	0	1	0	0	2	1.8	
Utah	12/10/14		10	1	3	.333	0	1	.000	0	0	.000	1	0	1	1.5	1	0	0	1	0	0	2	1.8	
at Weber State	12/13/14		1	0	0	.000	0	0	.000	0	0	.000	0	0	0	1.4	0	0	0	0	0	0	0	1.6	
Stanford	12/20/14																								
UMass	12/23/14																								
Gonzaga	12/27/14																								
Portland	12/29/14																								
at Santa Clara	01/01/15																								
at San Francisco	01/03/15																								
Pepperdine	01/08/15																								
Loyola Marymount	01/10/15																								
at Pacific	01/15/15																								
at Saint Mary's	01/17/15																								
at San Diego	01/24/15																								
San Francisco	01/29/15																								
Santa Clara	01/31/15																								
at Pepperdine	02/05/15																								
at Loyola Marymount	02/07/15																								
Saint Mary's	02/12/15																								
Pacific	02/14/15																								
San Diego	02/19/15																								
at Portland	02/26/15																								
at Gonzaga	02/28/15																								
Totals			0	68	7	14	.500	0	5	.000	4	8	.500	3	12	15	1.4	5	0	16	7	2	5	18	1.6

**CAREER STATISTICS (ALL GAMES)**

Year	GP	GS	Min	Avg	FG	FGA	Pct	3FG	FGA	Pct	FT	FTA	Pct	Off	Def	TR	Avg	PF	FO	A	TO	Blk	Stl	Pts	Avg
2013-14	34	0	370	10.9	44	119	.370	12	36	.333	32	62	.516	21	51	72	2.1	26	0	25	15	6	13	132	3.9
2014-15	11	0	68	6.2	7	14	.500	0	5	.000	4	8	.500	3	12	15	1.4	5	0	16	7	2	5	18	1.6
TOTAL	45	0	438	9.7	51	133	.383	12	41	.293	36	70	.514	24	63	87	1.9	31	0	41	22	8	18	150	3.3

**CAREER STATISTICS (CONFERENCE GAMES)**

Year	GP	GS	Min	Avg	FG	FGA	Pct	3FG	FGA	Pct	FT	FTA	Pct	Off	Def	TR	Avg	PF	FO	A	TO	Blk	Stl	Pts	Avg	
2013-14	17	0	99	5.8	8	33	.242	0	7	.000	2	13	.154	8	13	21	1.2	3	0	11	2	1	3	18	1.1	
2014-15																										
TOTAL	17	0	99	5.8	8	33	.242	0	7	.000	2	13	.154	8	13	21	1.2	3	0	11	2	1	3	18	1.1	

#30 • DALTON NIXON  
6-7 • 215 • FR • FORWARD



OREM, UTAH  
OREM HS

2014-15 SEASON — PPG: 2.9 RPG: 2.0 APG: 0.8 SPG: 0.1 BPG: 0.1 FG%: .462 3FG%: .250 FT%: 1.000

Last Time Out

- Finished with 4 rebounds and an assist in 8 minutes vs. Stanford

- Named the 4A Tournament MVP as a sophomore
- National position recruiting rankings: 51st by ESPN
- Played for the Utah Prospects during the AAU season

In 2014-15 • Freshman

- Had 4 points, the first points of his BYU career, against UALR
- Scored 10 points, grabbed 3 boards, 2 assists and a steal vs. SVU
- Had 7 points, 3 rebounds, 1 assist and 1 block vs. Chaminade
- Hit first career 3-pointer against Purdue

Personal

- Parents are Kevin and Stephanie Nixon
- Has two sisters
- His father Kevin Nixon played at BYU from 1991-93
- Also recruited by Arizona State, Creighton, Hawai'i, San Diego, San Francisco, Utah, Utah State and Weber State

Before BYU

- A four-year letterman playing for Golden Holt at Orem High School
- Orem's all-time leading scorer with 1,367 points and a three-time first-team all-state honoree
- As a senior averaged 20.2 points, 8.9 rebounds, 1.7 assists and 1.1 steals as Orem finished 18-9 overall, 10-2 in region play and advanced to the 4A state championship game
- Named first-team all-state by the Deseret News and the Salt Lake Tribune
- As a junior averaged 17.5 points, 8.2 rebounds, 1.7 assists and 1.3 steals and hit 21 threes as Orem finished 20-4 overall and 13-1 in region play
- Named first-team all-state by the Deseret News and the Salt Lake Tribune, All-Valley by the Daily Herald
- As a sophomore averaged 12.5 points and 5.5 rebounds and hit 33 threes as Orem finished 24-1 overall, 14-0 in region play and won the 4A Utah state title
- Named first-team all-state by the Deseret News and the Salt Lake Tribune and All-Valley by the Daily Herald

2014-15 SEASON HIGHS

PTS	10 vs. SVU – 11/19/14
1st H	4, twice, last vs. Chaminade – 11/25/14
2nd H	6 vs. SVU – 11/19/14
REB	4, twice, last vs. Stanford – 12/20/14
AST	2, twice, last vs. SDSU – 11/24/14
STL	1 vs. SVU – 11/19/14
BLK	1 vs. Chaminade – 11/25/14
FGM	4 vs. SVU – 11/19/14
FGA	9 vs. SVU – 11/19/14
3PM	1, twice, last at Weber State – 12/13/14
3PA	2, twice, last vs. Chaminade – 11/25/14
FTM	2 vs. SVU – 11/19/14
FTA	2 vs. SVU – 11/19/14

MISCELLANEOUS

	14-15	Career
Double-Figure Points	1 (1-0)	same
20-plus Points	0 (0-0)	same
Double-Figure Reb	0 (0-0)	same
Double-Doubles	0 (0-0)	same
3-plus Steals	0 (0-0)	same
3-plus Blocks	0 (0-0)	same
3-plus 3-point FG	0 (0-0)	same
Scoring Leader	0 (0-0)	same
Rebound Leader	0 (0-0)	same
Assist Leader	0 (0-0)	same

2014-15 GAME-BY-GAME

Opponent	Date	GS	Min	FG	FGA	Pct	3FG	FGA	Pct	FT	FTA	Pct	Off	Def	TR	Avg	PF	FO	A	TO	Blk	Stl	Pts	Avg	
Long Beach State	11/14/14		7	0	1	.000	0	1	.000	0	0	.000	0	1	1	1.0	2	0	0	0	0	0	0	0.0	
Arkansas-Little Rock	11/18/14		7	2	3	.667	0	0	.000	0	0	.000	0	0	0	0.5	1	0	1	0	0	0	4	2.0	
Southern Virginia	11/19/14		17	4	9	.444	0	2	.000	2	2	1.000	1	2	3	1.3	0	0	2	1	0	1	10	4.7	
vs. San Diego State	11/24/14		6	0	0	.000	0	0	.000	0	0	.000	1	2	3	1.8	0	0	2	0	0	0	0	3.5	
vs. Chaminade	11/25/14		16	3	5	.600	0	2	.000	1	1	1.000	0	3	3	2.0	3	0	1	1	1	0	7	4.2	
vs. Purdue	11/26/14		6	1	2	.500	1	1	1.000	0	0	.000	1	0	1	1.8	3	0	0	0	0	0	3	4.0	
Eastern Kentucky	11/29/14		2	0	0	.000	0	0	.000	0	0	.000	0	0	0	1.6	1	0	1	0	0	0	0	3.4	
at Utah State	12/02/14																								
vs. Hawai'i	12/06/14		2	0	1	.000	0	0	.000	0	0	.000	0	1	1	1.5	1	0	0	0	0	0	0	3.0	
Utah	12/10/14																								
at Weber State	12/13/14		13	2	2	1.000	1	1	1.000	0	0	.000	1	3	4	1.8	1	0	0	0	0	0	5	3.2	
Stanford	12/20/14		8	0	3	.000	0	1	.000	0	0	.000	3	1	4	2.0	0	0	1	0	0	0	0	2.9	
UMass	12/23/14																								
Gonzaga	12/27/14																								
Portland	12/29/14																								
at Santa Clara	01/01/15																								
at San Francisco	01/03/15																								
Pepperdine	01/08/15																								
Loyola Marymount	01/10/15																								
at Pacific	01/15/15																								
at Saint Mary's	01/17/15																								
at San Diego	01/24/15																								
San Francisco	01/29/15																								
Santa Clara	01/31/15																								
at Pepperdine	02/05/15																								
at Loyola Marymount	02/07/15																								
Saint Mary's	02/12/15																								
Pacific	02/14/15																								
San Diego	02/19/15																								
at Portland	02/26/15																								
at Gonzaga	02/28/15																								
Totals			0	84	12	26	.462	2	8	.250	3	3	1.000	7	13	20	2.0	12	0	8	2	1	1	29	2.9

CAREER STATISTICS (ALL GAMES)

Year	GP	GS	Min	Avg	FG	FGA	Pct	3FG	FGA	Pct	FT	FTA	Pct	Off	Def	TR	Avg	PF	FO	A	TO	Blk	Stl	Pts	Avg
2014-15	10	0	84	8.4	12	26	.462	2	8	.250	3	3	1.000	7	13	20	2.0	12	0	8	2	1	1	29	2.9
TOTAL	10	0	84	8.4	12	26	.462	2	8	.250	3	3	1.000	7	13	20	2.0	12	0	8	2	1	1	29	2.9

CAREER STATISTICS (CONFERENCE GAMES)

Year	GP	GS	Min	Avg	FG	FGA	Pct	3FG	FGA	Pct	FT	FTA	Pct	Off	Def	TR	Avg	PF	FO	A	TO	Blk	Stl	Pts	Avg
2014-15																									
TOTAL																									

#33 • NATE AUSTIN  
6-11 • 230 • SR • FORWARD



ALPINE, UTAH  
LONE PEAK HS

2014-15 SEASON — PPG: 3.0 RPG: 5.6 APG: 0.9 SPG: 0.7 BPG: 0.2 FG%: .500 3FG%: .200 FT%: .786

Last Time Out

- Did not play against Stanford

In 2014-15 • Senior

- Scored 6 points, grabbed 9 rebounds, had 3 assists and 2 blocks against Long Beach State
- Had 8 points and 11 boards vs. UALR
- Against Purdue had 7 points, 6 rebounds, 1 assist and 1 steal

In 2013-14 • Junior

- Ranked 53rd in the nation in total rebounds and 97th in rebounds per game
- Ranked 4th in the WCC in rebounding, 4th in offensive rebounds, 4th in defensive rebounds and 9th in blocks
- In the BYU record book, totaled the 3rd most offensive rebounds in a season, 2nd most personal fouls in a season and 5th most games started in a season
- Posted season highs of 12 points (at Stanford), 16 rebounds (San Francisco), 4 assists (Prairie View A&M), 4 steals (Prairie View A&M), 3 blocks (North Texas), 5 field goals made (at Stanford) and 5 free throws made (at Portland)
- Scored in double figures twice, had double figure rebounds 10 times, had 1 double-double and had 3-plus steals once and 3-plus blocks once

In 2012-13 • Sophomore

- Was 17th in the WCC in rebounding, 13th in blocked shots, 9th in offensive rebounds

- Played in all 36 games and started 7, including the last 5-straight
- Posted season highs of 9 points (at Gonzaga, vs. Baylor), 11 rebounds (vs. Baylor), 4 assists (vs. Eastern New Mexico), 3 steals (at Iowa State) and 3 blocks (twice)

In 2011-12 • Freshman

- Played in every game this season and started 1 game
- Posted season highs of 15 points, 10 rebounds, 3 assists and 2 blocks
- Tied for 10th in the WCC in offensive rebounds in league games
- Career-high 15 points came on 7 of 8 shooting vs. Weber State

Before BYU

- Helped Lone Peak to a 22-3 record as a senior
- Earned first-team all-state honors as a senior
- Averaged 11.5 points while helping the Knights to a trip to the state title game in 2009
- Helped Lone Peak win the 2008 state title
- Played with fellow Cougars Tyler Haws and Josh Sharp at Lone Peak
- Coached by Quincy Lewis
- Played for Salt Lake Metro club team directed by Dave Hammer and coached by Marty Haws

Personal

- Parents are Randy and Leslie Austin
- Served a mission for The Church of Jesus Christ of Latter-day Saints in McAllen, Texas
- Also recruited by Boise State and Utah State

2014-15 SEASON HIGHS

PTS	8 vs. UALR – 11/18/14
1st H	2, 4 times, last at Utah State 12/2/14
2nd H	6 vs. UALR – 11/18/14
REB	11 vs. UALR – 11/18/14
AST	3, twice, last vs. Chaminade – 11/25/14
STL	2 vs. UALR – 11/18/14
BLK	2 vs. LBSU – 11/14/14
FGM	4 vs. UALR – 11/18/14
FGA	4, twice, last vs. SDSU – 11/24/14
3PM	1 vs. LBSU – 11/14/14
3PA	2, twice, last at Utah State 12/2/14
FTM	3, 3 times, last at Utah State 12/2/14
FTA	4, 3 times, last at Utah State 12/2/14

CAREER HIGHS

PTS	15 vs. Weber State – 12/07/11
1st H	9, twice, last vs. Baylor – 4/2/13
2nd H	13 vs. Weber State – 12/7/11
REB	16 vs. San Francisco – 2/08/14
AST	4, twice, last vs. PVAMU – 12/11/13
STL	4 vs. Prairie View A&M – 12/11/13
BLK	3, 3 times, last vs. North Texas – 12/3/13
FGM	7 vs. Weber State – 12/07/11
FGA	8 vs. Weber State – 12/07/11
3PM	1, 13x, last vs. LBSU – 11/14/14
3PA	2, 15 times, last at Utah State – 12/2/14
FTM	5, 3 times, last at San Diego – 3/1/14
FTA	6, 3 times, last vs. Saint Mary's – 2/1/14

MISCELLANEOUS

	14-15	Career
Double-Figure Points	0 (0-0)	4 (4-0)
20-plus Points	0 (0-0)	0 (0-0)
Double-Figure Reb	1 (1-0)	13 (7-6)
Double-Doubles	0 (0-0)	1 (1-0)
3-plus Steals	0 (0-0)	2 (1-1)
3-plus Blocks	0 (0-0)	3 (2-1)
3-plus 3-point FG	0 (0-0)	0 (0-0)
Scoring Leader	0 (0-0)	0 (0-0)
Rebound Leader	3 (2-1)	27 (19-8)
Assist Leader	0 (0-0)	1 (1-0)

2014-15 GAME-BY-GAME

Opponent	Date	GS	Min	FG	FGA	Pct	3FG	FGA	Pct	FT	FTA	Pct	Off	Def	TR	Avg	PF	FO	A	TO	Blk	Stl	Pts	Avg	
Long Beach State	11/14/14	*	26	1	3	.333	1	1	1.00	3	4	.750	3	6	9	9.0	2	0	3	1	2	0	6	6.0	
Arkansas-Little Rock	11/18/14	*	30	4	4	1.000	0	0	.000	0	0	.000	2	9	11	10.0	2	0	0	0	0	2	8	7.0	
Southern Virginia	11/19/14	*	11	0	0	.000	0	0	.000	0	0	.000	0	3	3	7.7	2	0	0	0	0	1	0	4.7	
vs. San Diego State	11/24/14	*	26	0	4	.000	0	2	.000	0	0	.000	3	2	5	7.0	5	1	0	0	0	1	0	3.5	
vs. Chaminade	11/25/14	*	17	1	1	1.000	0	0	.000	2	2	1.000	1	6	7	7.0	1	0	3	0	0	0	4	3.6	
vs. Purdue	11/26/14	*	23	2	2	1.000	0	0	.000	3	4	.750	3	3	6	6.8	5	1	1	0	0	1	7	4.2	
Eastern Kentucky	11/29/14	*	23	0	0	.000	0	0	.000	0	0	.000	0	2	2	6.1	2	0	1	2	0	1	0	3.6	
at Utah State	12/02/14	*	31	1	4	.250	0	2	.000	3	4	.750	3	6	9	6.5	2	0	1	0	0	1	5	3.8	
vs. Hawai'i	12/06/14	*	10	0	0	.000	0	0	.000	0	0	.000	0	4	4	6.2	1	0	0	0	0	0	0	3.3	
Utah	12/10/14	*	0+	0	0	.000	0	0	.000	0	0	.000	0	0	0	5.6	0	0	0	0	0	0	0	3.0	
at Weber State	12/13/14																								
Stanford	12/20/14																								
UMass	12/23/14																								
Gonzaga	12/27/14																								
Portland	12/29/14																								
at Santa Clara	01/01/15																								
at San Francisco	01/03/15																								
Pepperdine	01/08/15																								
Loyola Marymount	01/10/15																								
at Pacific	01/15/15																								
at Saint Mary's	01/17/15																								
at San Diego	01/24/15																								
San Francisco	01/29/15																								
Santa Clara	01/31/15																								
at Pepperdine	02/05/15																								
at Loyola Marymount	02/07/15																								
Saint Mary's	02/12/15																								
Pacific	02/14/15																								
San Diego	02/19/15																								
at Portland	02/26/15																								
at Gonzaga	02/28/15																								
<b>Totals</b>			<b>10</b>	<b>197</b>	<b>9</b>	<b>18</b>	<b>.500</b>	<b>1</b>	<b>5</b>	<b>.200</b>	<b>11</b>	<b>14</b>	<b>.786</b>	<b>15</b>	<b>41</b>	<b>56</b>	<b>5.6</b>	<b>22</b>	<b>2</b>	<b>9</b>	<b>3</b>	<b>2</b>	<b>7</b>	<b>30</b>	<b>3.0</b>

CAREER STATISTICS (ALL GAMES)

Year	GP	GS	Min	Avg	FG	FGA	Pct	3FG	FGA	Pct	FT	FTA	Pct	Off	Def	TR	Avg	PF	FO	A	TO	Blk	Stl	Pts	Avg
2011-12	35	1	450	12.9	58	107	.542	7	23	.304	20	39	.513	53	79	132	3.8	95	6	19	20	15	9	143	4.1
2012-13	36	7	631	17.5	52	109	.477	3	15	.200	24	41	.585	77	88	165	4.6	92	5	20	21	23	21	131	3.6
2013-14	35	35	934	26.7	48	88	.545	2	4	.500	34	52	.654	90	188	278	7.9	119	6	32	38	31	26	132	3.8
2014-15	10	10	197	19.7	9	18	.500	1	5	.200	11	14	.786	15	41	56	5.6	22	2	9	3	2	7	30	3.0
<b>TOTAL</b>	<b>116</b>	<b>53</b>	<b>2212</b>	<b>19.1</b>	<b>167</b>	<b>322</b>	<b>.519</b>	<b>13</b>	<b>47</b>	<b>.277</b>	<b>89</b>	<b>146</b>	<b>.610</b>	<b>235</b>	<b>396</b>	<b>631</b>	<b>5.4</b>	<b>328</b>	<b>19</b>	<b>80</b>	<b>82</b>	<b>71</b>	<b>63</b>	<b>436</b>	<b>3.8</b>

CAREER STATISTICS (CONFERENCE GAMES)

Year	GP	GS	Min	Avg	FG	FGA	Pct	3FG	FGA	Pct	FT	FTA	Pct	Off	Def	TR	Avg	PF	FO	A	TO	Blk	Stl	Pts	Avg
2011-12	16	1	230	14.4	28	52	.538	2	10	.200	12	22	.545	33	36	69	4.3	48	4	9	8	5	5	70	4.4
2012-13	16	0	281	17.6	20	39	.513	1	8	.125	7	15	.467	29	39	68	4.3	41	2	8	9	10	9	48	3.0
2013-14	18	18	505	28.1	24	42	.571	0	0	.000	21	32	.656	50	94	144	8.0	59	3	13	21	15	9	69	3.8
2014-15																									
<b>TOTAL</b>	<b>50</b>	<b>19</b>	<b>1016</b>	<b>20.3</b>	<b>72</b>	<b>133</b>	<b>.541</b>	<b>3</b>	<b>18</b>	<b>.167</b>	<b>40</b>	<b>69</b>	<b>.580</b>	<b>112</b>	<b>169</b>	<b>281</b>	<b>5.6</b>	<b>148</b>	<b>9</b>	<b>30</b>	<b>38</b>	<b>30</b>	<b>23</b>	<b>187</b>	<b>3.7</b>

#35 • ISAAC NEILSON  
6-11 • 225 • FR • FORWARD



MISSION VIEJO, CALIFORNIA  
MISSION VIEJO HS

**2014-15 SEASON HIGHS**

PTS	15 at Weber State – 12/13/14
1st H	8 vs. LBSU – 11/14/14
2nd H	11 vs. SVU – 11/19/14
REB	7 vs. SVU – 11/19/14
AST	2 vs. SVU – 11/19/14
STL	4 vs. SVU – 11/19/14
BLK	2, 3 times, last vs. Stanford – 12/20/14
FGM	5, twice, last at Weber State – 12/13/14
FGA	9 at Weber State – 12/13/14
3PM	4 at Weber State – 12/13/14
3PA	5, twice, last at Weber State – 12/13/14
FTM	6 vs. LBSU – 11/14/14
FTA	7 vs. LBSU – 11/14/14

**MISCELLANEOUS**

	14-15	Career
Double-Figure Points	4 (3-1)	same
20-plus Points	0 (0-0)	same
Double-Figure Reb	0 (0-0)	same
Double-Doubles	0 (0-0)	same
3-plus Steals	0 (0-0)	same
3-plus Blocks	0 (0-0)	same
3-plus 3-point FG	1 (1-0)	same
Scoring Leader	0 (0-0)	same
Rebound Leader	1 (1-0)	same
Assist Leader	0 (0-0)	same

**2014-15 SEASON — PPG: 5.8 RPG: 3.3 APG: 0.3 SPG: 0.5 BPG: 0.6 FG%: .462 3FG%: .412 FT%: .700**

**Last Time Out**

- Totaled 6 points, 6 rebounds and 2 blocks vs. Stanford

**In 2014-15 • Freshman**

- Became the first freshman since 2005 to score in double digits in the season opener with 10 points, also grabbed 1 rebound vs. Long Beach State
- Scored 13 points and added 7 rebounds, 2 assists and 4 steals against Southern Virginia
- Totaled 12 points, hit 2 threes and added 4 rebounds, 1 assist and 2 blocks vs. San Diego State

**Before BYU**

- Played for Troy Roelen at Mission Viejo
- As a senior averaged 15.3 points, 11.3 rebounds and 5.0 blocks while Mission Viejo finished 29-3 overall and 7-1 in league play
- Posted season highs of 29 points, 25 rebounds and 11 blocks
- Named MaxPreps All-State Division II Second Team, All-CIF Southern Section Team Division 2AA, Orange County Register All-County Team
- Named MVP of the 2010 Diablo Inferno Tournament where he averaged 14 points, 12 rebounds and 8 blocks
- As a junior averaged 9.0 points, 9.0 rebounds and 4.5 blocks
- Named first-team All-South Coast Conference

**Personal**

- Served a two-year mission for The Church of Jesus Christ of Latter-day Saints in Alabama
- Parents are Jim and Janice
- Has three brothers and two sisters

**2014-15 GAME-BY-GAME**

Opponent	Date	GS	Min	FG	FGA	Pct	3FG	FGA	Pct	FT	FTA	Pct	Off	Def	TR	Avg	PF	FO	A	TO	Blk	Stl	Pts	Avg
Long Beach State	11/14/14		11	2	3	.667	0	0	.000	6	7	.857	1	0	1	1.0	0	0	0	0	0	0	10	10.0
Arkansas-Little Rock	11/18/14		6	2	5	.400	0	1	.000	0	1	.000	1	1	2	1.5	2	0	1	0	0	0	4	7.0
Southern Virginia	11/19/14		16	5	8	.625	0	1	.000	3	6	.500	5	2	7	3.3	4	0	2	1	0	4	13	9.0
vs. San Diego State	11/24/14		22	4	7	.571	2	5	.400	2	2	1.000	1	3	4	3.5	1	0	1	0	2	0	12	9.8
vs. Chaminade	11/25/14		15	2	5	.400	1	1	1.000	0	0	.000	2	3	5	3.8	2	0	0	0	0	0	5	8.8
vs. Purdue	11/26/14		13	2	5	.400	0	1	.000	0	0	.000	1	2	3	3.7	4	0	0	0	2	0	4	8.0
Eastern Kentucky	11/29/14	*	8	0	1	.000	0	0	.000	0	0	.000	2	1	3	3.6	1	0	0	1	0	0	0	6.9
at Utah State	12/02/14		1	0	1	.000	0	1	.000	0	0	.000	0	0	0	3.1	0	0	0	0	0	0	0	6.0
vs. Hawai'i	12/06/14		1	0	0	.000	0	0	.000	0	0	.000	2	0	2	3.0	0	0	0	2	0	0	0	5.3
Utah	12/10/14		10	0	3	.000	0	1	.000	0	0	.000	0	0	0	2.7	1	0	0	0	0	0	0	4.8
at Weber State	12/13/14	*	26	5	9	.556	4	5	.800	1	2	.500	1	5	6	3.0	4	0	0	0	1	2	15	5.7
Stanford	12/20/14	*	23	2	5	.400	0	1	.000	2	2	1.000	2	4	6	3.3	3	0	0	1	2	0	6	5.8
UMass	12/23/14																							
Gonzaga	12/27/14																							
Portland	12/29/14																							
at Santa Clara	01/01/15																							
at San Francisco	01/03/15																							
Pepperdine	01/08/15																							
Loyola Marymount	01/10/15																							
at Pacific	01/15/15																							
at Saint Mary's	01/17/15																							
at San Diego	01/24/15																							
San Francisco	01/29/15																							
Santa Clara	01/31/15																							
at Pepperdine	02/05/15																							
at Loyola Marymount	02/07/15																							
Saint Mary's	02/12/15																							
Pacific	02/14/15																							
San Diego	02/19/15																							
at Portland	02/26/15																							
at Gonzaga	02/28/15																							
Totals		3	152	24	52	.462	7	17	.412	14	20	.700	18	21	39	3.3	22	0	4	5	7	6	69	5.8

**CAREER STATISTICS (ALL GAMES)**

Year	GP	GS	Min	Avg	FG	FGA	Pct	3FG	FGA	Pct	FT	FTA	Pct	Off	Def	TR	Avg	PF	FO	A	TO	Blk	Stl	Pts	Avg
2014-15	12	3	152	12.7	24	52	.462	7	17	.412	14	20	.700	18	21	39	3.3	22	0	4	5	7	6	69	5.8
TOTAL	12	3	152	12.7	24	52	.462	7	17	.412	14	20	.700	18	21	39	3.3	22	0	4	5	7	6	69	5.8

**CAREER STATISTICS (CONFERENCE GAMES)**

Year	GP	GS	Min	Avg	FG	FGA	Pct	3FG	FGA	Pct	FT	FTA	Pct	Off	Def	TR	Avg	PF	FO	A	TO	Blk	Stl	Pts	Avg	
2014-15																										
TOTAL																										

#41 • LUKE WORTHINGTON  
6-10 • 235 • SO • FORWARD



MEQUON, WISCONSIN  
HOMESTEAD HS

2014-15 SEASON — PPG: 3.5 RPG: 2.4 APG: 0.2 SPG: 0.6 BPG: 0.0 FG%: .469 3FG%: .000 FT%: .632

Last Time Out

- Had 5 points and 2 rebounds against Stanford

In 2014-15 • Sophomore

- Had 7 points, 4 rebounds and a steal vs. UALR
- Set a career-high in points with 12 and steals with 2, while tying a career-high with 4 rebounds against Southern Virginia
- Totaled 4 points and 6 rebounds at Utah State

In 2013-14 • Freshman

- Posted season highs of 7 points (Santa Clara), 4 rebounds (at Saint Mary's), 2 field goals made (twice), 3 free throws made (Santa Clara).
- Hit 2 of 3 from the field and 3 of 4 from the free throw line to score 7 points against Santa Clara on Feb. 6
- Grabbed 4 rebounds, including 3 on the offensive end, and scored a point against Saint Mary's on Feb. 15
- Started in games against Portland, San Diego and Loyola Marymount from Feb. 22 until March 8
- Scored 5 points against Portland on Feb. 22
- Scored 4 points against Mount St. Mary's
- Averaged 1.0 points and 0.9 rebounds and shot .462 from the field

Before BYU

- Played for Kevin McKenna at Homestead High School
- Ranked the No. 7 prospect in the class of 2013 in the state of Wisconsin and No. 43 among power forwards nationally by ESPN.com

- One of seven Wisconsin players nominated for the McDonald's All-America Game
- As a senior was a team captain and averaged 13.6 points and 10.0 rebounds per game
- Led Homestead to a record of 13-7 overall and 8-4 in league play
- Named Wisconsin Basketball Coaches Association Division I All-State Honorable Mention
- Named third-team All-Area by the Milwaukee Wisconsin Journal Sentinel
- Named first-team All-North Shore Conference
- As a junior, averaged 12 points, 9 rebounds and 2 blocks
- Led Homestead to a record of 15-5 overall and 10-3 in league play
- Named first-team All-North Shore Conference
- Played for Wisconsin Playground Elite coached by Duane "Ike" Wilson
- Played football at Homestead, was a team captain and helped lead team to the 2012 Wisconsin state title
- Received all-conference, all-region and all-state honors in football
- Recruited by BYU and Wisconsin to play football
- Maintained a GPA above 4.0 and was a member of the National Honor Society

Personal

- Parents are John and Kris Worthington
- Has one brother and two sisters
- Also recruited by Butler, Princeton, Penn, Davidson, Yale, DePaul, Lehigh, Bucknell, Utah State and Saint Louis

2014-15 SEASON HIGHS

PTS	12 vs. SVU – 11/19/14
1st H	8 vs. SVU – 11/19/14
2nd H	4, twice, last at Utah State – 12/2/14
REB	6 at Utah State – 12/2/14
AST	1, twice, last vs. Utah – 12/10/14
STL	2 vs. SVU – 11/19/14
BLK	—
FGM	6 vs. SVU – 11/19/14
FGA	7, twice, last vs. SVU – 11/19/14
3PM	—
3PA	—
FTM	3, twice, last vs. Stanford – 12/20/14
FTA	4, twice, last vs. Stanford – 12/20/14

CAREER HIGHS

PTS	12 vs. Southern Virginia – 11/19/14
1st H	8 vs. Southern Virginia – 11/19/14
2nd H	4, twice, last at Utah State – 12/2/14
REB	6 at Utah State – 12/2/14
AST	1, 6 times, last vs. Utah – 12/10/14
STL	2 vs. Southern Virginia – 11/19/14
BLK	1, twice, last at San Diego – 3/1/14
FGM	6 vs. Southern Virginia – 11/19/14
FGA	7, twice, last vs. SVU – 11/19/14
3PM	—
3PA	—
FTM	3, 3 times, last vs. Stanford – 12/20/14
FTA	4, 3 times, last vs. Stanford – 12/20/14

MISCELLANEOUS

	14-15	Career
Double-Figure Points	1 (1-0)	1 (1-0)
20-plus Points	0 (0-0)	0 (0-0)
Double-Figure Reb	0 (0-0)	0 (0-0)
Double-Doubles	0 (0-0)	0 (0-0)
3-plus Steals	0 (0-0)	0 (0-0)
3-plus Blocks	0 (0-0)	0 (0-0)
3-plus 3-point FG	0 (0-0)	0 (0-0)
Scoring Leader	0 (0-0)	0 (0-0)
Rebound Leader	0 (0-0)	0 (0-0)
Assist Leader	0 (0-0)	0 (0-0)

2014-15 GAME-BY-GAME

Opponent	Date	GS	Min	FG	FGA	Pct	3FG	FGA	Pct	FT	FTA	Pct	Off	Def	TR	Avg	PF	FO	A	TO	Blk	Stl	Pts	Avg	
Long Beach State	11/14/14	*	13	1	2	.500	0	0	.000	0	0	.000	1	1	2	2.0	2	0	0	1	0	0	2	2.0	
Arkansas-Little Rock	11/18/14	*	16	3	7	.429	0	0	.000	1	2	.500	1	3	4	3.0	2	0	0	0	0	1	7	4.5	
Southern Virginia	11/19/14	*	13	6	7	.857	0	0	.000	0	1	.000	4	0	4	3.3	2	0	0	3	0	2	12	7.0	
vs. San Diego State	11/24/14	*	8	0	1	.000	0	0	.000	0	0	.000	0	1	1	2.8	3	0	0	1	0	0	0	5.3	
vs. Chaminade	11/25/14	*	8	2	3	.667	0	0	.000	0	0	.000	1	0	1	2.4	1	0	0	1	0	0	4	5.0	
vs. Purdue	11/26/14	*	20	0	1	.000	0	0	.000	3	4	.750	1	2	3	2.5	5	1	1	1	0	1	3	4.7	
Eastern Kentucky	11/29/14		16	0	0	.000	0	0	.000	1	2	.500	1	1	2	2.4	3	0	0	0	0	1	1	4.1	
at Utah State	12/02/14	*	25	2	6	.333	0	0	.000	0	2	.000	3	3	6	2.9	4	0	0	0	0	0	4	4.1	
vs. Hawai'i	12/06/14	*	12	0	1	.000	0	0	.000	0	0	.000	0	1	1	2.7	3	0	0	0	0	0	0	3.7	
Utah	12/10/14	*	12	0	1	.000	0	0	.000	2	2	1.000	1	1	2	2.6	2	0	1	1	0	1	2	3.5	
at Weber State	12/13/14	*	18	0	2	.000	0	0	.000	2	2	1.000	0	1	1	2.5	4	0	0	1	0	1	2	3.4	
Stanford	12/20/14	*	23	1	1	1.000	0	0	.000	3	4	.750	1	1	2	2.4	3	0	0	1	0	0	5	3.5	
UMass	12/23/14																								
Gonzaga	12/27/14																								
Portland	12/29/14																								
at Santa Clara	01/01/15																								
at San Francisco	01/03/15																								
Pepperdine	01/08/15																								
Loyola Marymount	01/10/15																								
at Pacific	01/15/15																								
at Saint Mary's	01/17/15																								
at San Diego	01/24/15																								
San Francisco	01/29/15																								
Santa Clara	01/31/15																								
at Pepperdine	02/05/15																								
at Loyola Marymount	02/07/15																								
Saint Mary's	02/12/15																								
Pacific	02/14/15																								
San Diego	02/19/15																								
at Portland	02/26/15																								
at Gonzaga	02/28/15																								
Totals			11	184	15	32	.469	0	0	.000	12	19	.632	14	15	29	2.4	34	1	2	10	0	7	42	3.5

CAREER STATISTICS (ALL GAMES)

Year	GP	GS	Min	Avg	FG	FGA	Pct	3FG	FGA	Pct	FT	FTA	Pct	Off	Def	TR	Avg	PF	FO	A	TO	Blk	Stl	Pts	Avg
2013-14	31	3	251	8.1	12	26	.462	0	0	.000	8	20	.400	13	16	29	0.9	56	2	4	14	2	4	32	1.0
2014-15	12	11	184	15.3	15	32	.469	0	0	.000	12	19	.632	14	15	29	2.4	34	1	2	10	0	7	42	3.5
TOTAL	43	14	435	10.1	27	58	.466	0	0	.000	20	39	.513	27	31	58	1.3	90	3	6	24	2	11	74	1.7

CAREER STATISTICS (CONFERENCE GAMES)

Year	GP	GS	Min	Avg	FG	FGA	Pct	3FG	FGA	Pct	FT	FTA	Pct	Off	Def	TR	Avg	PF	FO	A	TO	Blk	Stl	Pts	Avg	
2013-14	16	2	147	9.2	5	10	.500	0	0	.000	7	12	.583	11	8	19	1.2	33	2	2	7	2	4	17	1.1	
2014-15																										
TOTAL	16	2	147	9.2	5	10	.500	0	0	.000	7	12	.583	11	8	19	1.2	33	2	2	7	2	4	17	1.1	



#44 • CORBIN KAUFUSI  
6-10 • 245 • FR • CENTER



PROVO, UTAH  
TIMPVIEW HS

2014-15 SEASON — PPG: 3.2 RPG: 3.1 APG: 0.1 SPG: 0.3 BPG: 0.5 FG%: .476 3FG%: .000 FT%: .556

Last Time Out

- Totaled 2 rebounds and a block against Stanford

- Served a two-year mission for The Church of Jesus Christ of Latter-day Saints in South Korea
- An Eagle Scout

In 2014-15 • Freshman

- Had 5 points and 4 boards vs. UALR
- Tied his season-high with 5 points, 4 rebounds and 1 assist vs. SVU
- Had career-bests of 8 points, 6 rebounds and 2 blocks vs. Chaminade
- Had 4 points, 4 boards and 1 steal vs. Hawai'i

Before BYU

- Coached by Perry Wildeboer at Timpview High School
- As a junior averaged 11.6 points while helping Timpview to a record of 19-6
- As a sophomore helped Timpview win the 4A state title and finish with a record of 19-7
- Played in the 2011 All-Valley Basketball All-Star Classic
- Played football and helped Timpview win state titles in 2008 and 2009
- Second-team all-state in football in 2011
- A member of the National Honors Society and a four-year academic honoree
- Also recruited by Stanford to play football

Personal

- Parents are Steve (an assistant coach on the BYU football team) and Michelle and has four siblings
- Brother Bronson plays football at BYU and played basketball for the Cougars in 2012-13

2014-15 SEASON HIGHS

PTS	8 vs. Chaminade – 11/25/14
1st H	3, twice, last vs. SDSU – 11/24/14
2nd H	8 vs. Chaminade – 11/25/14
REB	6 vs. Chaminade – 11/25/14
AST	1 vs. SVU – 11/19/14
STL	1, 3 times, last at Weber State – 12/13/14
BLK	2 vs. Chaminade – 11/25/14
FGM	2, 3 times, last at Weber State – 12/13/14
FGA	4 vs. Chaminade – 11/25/14
3PM	—
3PA	—
FTM	5 vs. SVU – 11/19/14
FTA	9 vs. SVU – 11/19/14

MISCELLANEOUS

	14-15	Career
Double-Figure Points	0 (0-0)	same
20-plus Points	0 (0-0)	same
Double-Figure Reb	0 (0-0)	same
Double-Doubles	0 (0-0)	same
3-plus Steals	0 (0-0)	same
3-plus Blocks	0 (0-0)	same
3-plus 3-point FG	0 (0-0)	same
Scoring Leader	0 (0-0)	same
Rebound Leader	0 (0-0)	same
Assist Leader	0 (0-0)	same

2014-15 GAME-BY-GAME

Opponent	Date	GS	Min	FG	FGA	Pct	3FG	FGA	Pct	FT	FTA	Pct	Off	Def	TR	Avg	PF	FO	A	TO	Blk	Stl	Pts	Avg	
Long Beach State	11/14/14		6	0	1	.000	0	0	.000	0	0	.000	1	0	1	1.0	3	0	0	1	0	0	0	0.0	
Arkansas-Little Rock	11/18/14		12	2	4	.500	0	0	.000	1	3	.333	3	1	4	2.5	2	0	0	1	0	0	5	2.5	
Southern Virginia	11/19/14		10	0	0	.000	0	0	.000	5	9	.556	0	4	4	3.0	1	0	1	2	0	0	5	3.3	
vs. San Diego State	11/24/14		15	1	3	.333	0	0	.000	1	4	.250	2	2	4	3.3	4	0	0	0	1	0	3	3.3	
vs. Chaminade	11/25/14		12	2	4	.500	0	0	.000	4	5	.800	4	2	6	3.8	2	0	0	3	2	0	8	4.2	
vs. Purdue	11/26/14		9	1	2	.500	0	0	.000	0	2	.000	1	3	4	3.8	4	0	0	0	1	0	2	3.8	
Eastern Kentucky	11/29/14																								
DNP																									
at Utah State	12/02/14		1	0	0	.000	0	0	.000	0	0	.000	0	0	0	3.3	0	0	0	0	0	0	0	3.3	
vs. Hawai'i	12/06/14		16	1	1	1.000	0	0	.000	2	2	1.000	2	2	4	3.4	3	0	0	2	0	1	4	3.4	
Utah	12/10/14		18	1	3	.333	0	0	.000	0	0	.000	1	0	1	3.1	3	0	0	0	0	1	2	3.2	
at Weber State	12/13/14		14	2	3	.667	0	0	.000	2	2	1.000	2	2	4	3.2	4	0	0	4	0	1	6	3.5	
Stanford	12/20/14		8	0	0	.000	0	0	.000	0	0	.000	0	2	2	3.1	2	0	0	0	1	0	0	3.2	
UMass	12/23/14																								
Gonzaga	12/27/14																								
Portland	12/29/14																								
at Santa Clara	01/01/15																								
at San Francisco	01/03/15																								
Pepperdine	01/08/15																								
Loyola Marymount	01/10/15																								
at Pacific	01/15/15																								
at Saint Mary's	01/17/15																								
at San Diego	01/24/15																								
San Francisco	01/29/15																								
Santa Clara	01/31/15																								
at Pepperdine	02/05/15																								
at Loyola Marymount	02/07/15																								
Saint Mary's	02/12/15																								
Pacific	02/14/15																								
San Diego	02/19/15																								
at Portland	02/26/15																								
at Gonzaga	02/28/15																								
Totals			0	121	10	21	.476	0	0	.000	15	27	.556	16	18	34	3.1	28	0	1	13	5	3	35	3.2

CAREER STATISTICS (ALL GAMES)

Year	GP	GS	Min	Avg	FG	FGA	Pct	3FG	FGA	Pct	FT	FTA	Pct	Off	Def	TR	Avg	PF	FO	A	TO	Blk	Stl	Pts	Avg
2014-15	11	0	121	11.0	10	21	.476	0	0	.000	15	27	.556	16	18	34	3.1	28	0	1	13	5	3	35	3.2
TOTAL	11	0	121	11.0	10	21	.476	0	0	.000	15	27	.556	16	18	34	3.1	28	0	1	13	5	3	35	3.2

CAREER STATISTICS (CONFERENCE GAMES)

Year	GP	GS	Min	Avg	FG	FGA	Pct	3FG	FGA	Pct	FT	FTA	Pct	Off	Def	TR	Avg	PF	FO	A	TO	Blk	Stl	Pts	Avg
2014-15																									
TOTAL																									

**5 players scored in double figures**

11/24/14 vs. SDSU, Haws 26, Collinsworth 21, Winder 14, Neilson 12, Fischer 11

**6 players scored in double figures**

1/19/14 vs. SVU, Toolson 15, Neilson 13, Haws 13, Fischer 10, Winder 10, Nixon 10

**No players scored in double figures**

2/21/05 at Air Force, 39-70 L

**One player recorded a double-double**

12/20/14 vs. Stanford  
Kyle Collinsworth, 15 points, 10 rebounds

**Two players recorded a double-double**

3/10/14 vs. San Francisco  
Kyle Collinsworth, 18 points, 12 rebounds  
Eric Mika, 11 points, 10 rebounds

**One player recorded a triple-double**

12/6/14 vs. Hawai'i  
Kyle Collinsworth, 19 points, 12 rebounds, 10 assists

**Two double-digit rebounders**

3/10/14 vs. San Francisco  
Collinsworth and Mika - 12 and 10 rebounds

**Six players had 5 or more rebounds**

1/1/11 vs. Fresno Pacific, C. Collinsworth-8, Rogers-5, Emery-5, Hartsock-5, Abouo-5, Davies-5

**Five players had 6 or more rebounds**

11/20/10 vs. Chicago State, Abouo-8, K. Collinsworth-7, Rogers-7, Anderson-6, C. Collinsworth-6, Davies-6

**Four players had 9 or more rebounds**

12/30/06 vs. Seton Hall, Cummar-12, Plaisted-9, Young-9, Ainge-9

**Two players fouled out**

11/26/14 vs. Purdue  
Nate Austin, Luke Worthington

**Three or more players fouled out**

1/3/09 vs. Wake Forest  
Chris Miles, Gavin MacGregor, Charles Abouo

**A BYU player received a technical foul**

12/2/14 at Utah State, Tyler Haws

**An opponent player received a technical foul**

12/2/14 at Utah State, Jojo McGlaston

**BYU coach received a technical foul**

11/26/13 vs. Wichita State, Dave Rose

**An opponent Coach received a technical foul**

11/18/14 vs. Arkansas-Little Rock

**A BYU player ejected from a game**

12/14/13 at Utah, Eric Mika (flagrant 2 foul)

**An opponent player ejected from a game**

2/1/14 vs. Saint Mary's, Garrett Jackson (flagrant 2 foul)

**A coach ejected from the game**

11/30/05 vs. Lamar (at Delta Center)  
Lamar coach Billy Tubbs (2 technical fouls)

**AT LEAST two players scored 20+ points**

12/6/14 vs. Hawai'i, Haws 30, Fischer 20

**Three players scored 20+ points**

3/19/13 vs. Washington, Haws 37, Davies 22, Carlino 20

**Four players scored 20+ points**

1/13/79 vs. New Mexico, D. Ainge-27, Scott Runia-25, Devin Durrant-20, Alan Taylor-20

**Two players scored 25+ points**

3/18/10 vs. Florida-NCAA 1st Round  
Jimmer Fredette 37, Michael Loyd, Jr. 26

**A player scored 30+ points**

12/6/14 vs. Hawai'i, Tyler Haws 30

**A player scored 40+ points**

1/23/14 at Portland, Tyler Haws 48

**A player attempted 20 or more field goals**

12/10/14 vs. Utah, Tyler Haws 22

**A player with 5 or more steals**

11/26/14 vs. Purdue, Kyle Collinsworth 6

**A player had double-digit assists**

12/6/14 vs. Hawai'i, Kyle Collinsworth 10

**A player made double-digit free throws**

12/6/14 vs. Hawai'i, Tyler Haws (10-10)

**A player shot 100% at the free throw line (min. 8 atts)**

12/6/14 vs. Hawai'i, Tyler Haws (10-10)

**A player shot 100% from the floor (min. 5 atts)**

1/7/12 vs. San Francisco, Brock Zylstra (8-8)

**A player shot 100% on threes (min. 3 atts)**

12/11/13 vs. Prairie View A&M, Anson Winder (3-3)

**Did not make a three**

3/8/14 vs. Loyola Marymount (0-12)

**26 #BYUhoops****Last time opponent did not make a three**

2/2/08 at Wyoming (0-15)

**BYU had six or fewer turnovers**

12/2/14 at Utah State, 6

**BYU committed 25-plus turnovers**

12/15/07 vs. Pepperdine, 86-67 W (29)

**BYU committed 11 or less team fouls in a game**

1/21/12 at Pepperdine, 11

**BYU scored 90 points**

12/6/14 vs. Hawai'i, 90

**BYU scored 100 points**

11/25/14 vs. Chaminade, 121

**BYU scored 110 points**

11/25/14 vs. Chaminade, 121

**BYU scored less than 50 points in a game**

1/15/08 at UNLV 41-70 L

**Held opponent to less than 50 points in a game**

11/19/14 vs. SVU 101-48 W

**BYU scored less than 40 points in a game**

2/21/05 at Air Force 39-70 L

**Held opponent to less than 40 points in a game**

11/23/10 vs. Mississippi Valley State 83-36 W

**Shot 60% from the field**

1/18/14 at Santa Clara (.615) 32-52

**Opponent shot 60% from the field**

12/22/05 at Utah State (.600) 36-60

**Shot 70% from the field in a half**

3/6/10 at TCU (.720) 18-25

**Did not miss a 2-point FG attempt in a half**

2/23/04 vs. Air Force, 13-13 inside the arc, (14-17, .824 overall)

**Shot less than 30% from the field**

2/21/05 at Air Force, (.280), 14-50

**Shot 100% from the free throw line**

11/26/11 vs. Wisconsin (11-11)

**Shot 90% from the free throw line (at least 10 attempts)**

3/19/13 vs. Washington, (.913), 21-23

**Shot less than 50% from the free throw line**

2/8/14 vs. San Francisco, (.483), 14-29

**Shot 60% on 3-pointers**

12/13/14 at Weber State (.632), 12-19

**Shot 70% on 3-pointers**

12/11/13 vs. Prairie View A&M (.714), 10-14

**Opponent scored less than 20 points in the 1st half**

12/10/11 at Utah, 17 (25-17, 61-42 W)

**Opponent scored less than 20 points in the 2nd half**

11/10/13 vs. Pepperdine, 16 (46-16, 76-51 W)

**BYU scored less than 20 points in the 1st half**

2/21/05 at Air Force, 13 (BYU trailed 13-37)

**BYU scored less than 20 points in the 2nd half**

1/15/00 vs. Utah, 19

**Opponent scored 50 or more points in a half**

2/13/14 at Pacific, 54 (2nd half)

**BYU scored 50 or more points in the first half**

11/25/14 vs. Chaminade, 66

**BYU scored 50 or more points in the second half**

12/6/14 vs. Hawai'i, 53

**BYU scored 60 or more points in the first half**

11/25/14 vs. Chaminade, 66

**BYU scored 60 or more points in the second half**

12/2/14 at Utah State, 60

**Won by 60 or more points (largest margin ever)**

12/22/06 vs. W. Oregon (62) 102-40

**Won by 50 or more points**

11/19/14 vs. SVU (53) 101-48

**Won by 40 or more points**

11/19/14 vs. SVU (53) 101-48

**Won by 30 or more points**

11/25/14 vs. Chaminade (36) 121-85

**Won by 25 or more points**

11/25/14 vs. Chaminade (36) 121-85

**Lost by 35-plus points**

11/22/04 vs. North Carolina (36) 86-50

**Lost by 30-plus points**

2/21/05 at Air Force (31) 39-70

**Lost by 25-plus points**

1/15/08 at UNLV (29) 70-41

**Played an overtime game**

11/26/14 vs. Purdue, 85-87 L (OT)

**Won in single overtime**

3/10/14 vs. San Francisco, 79-77 W (OT)

**Lost in overtime**

11/26/14 vs. Purdue, 85-87 L (OT)

**Played a double OT game**

11/24/14 vs. San Diego State, 87-92 L (2OT)

**Played a triple OT game**

1/23/14 at Portland, 114-110 L (3OT)

**Won 15-straight games**

2009-10 (15)

**Won 10-straight games**

2010-11 (10)

**Lost 3-straight games**

2013-14 @ Oregon, @ LMU, @ Pepperdine

**Lost 4-straight games**

2013-14 @ Utah, @ Oregon, @ LMU, @ Pepperdine

**Lost 5-straight games**

2004-05 @ UNM, @ AFA, @ Utah, UNLV, vs. UNM (at MWC)

**Lost 9-straight games**

1997-98

**Lost 10-straight games**

1996-97 (21) - school record

**Played an NCAA tournament game**

3/20/14 vs. Oregon-NCAA 2nd Round, 68-87

**Won an NCAA Tournament game**

3/13/12 vs. Iona-NCAA 1st Round, 78-72

**Won two NCAA Tournament games**

1980-81 Princeton 60-51, UCLA 78-55, Notre Dame 51-50, then lost to Virginia 60-74  
2010-11 Wofford 74-66, Gonzaga 89-67

**Won three NCAA Tournament games**

1980-81 Princeton 60-51, UCLA 78-55, Notre Dame 51-50, then lost to Virginia 60-74

**Played in the NIT**

4/2/13 vs. Baylor, 76-70 L

**Won an NIT game**

3/27/13 at Southern Miss 79-62 W

**Won two NIT games**

2012-13 Washington, 90-79, Mercer 90-79, Southern Miss 79-62

**Won three NIT games**

2012-13 Advanced to NIT semifinals  
1965-66 NIT CHAMPIONS  
1950-51 NIT CHAMPIONS

**Won a conference tournament**

2000-01

**Won a regular season conference title**

2010-11

**Won a conference regular season outright**

2007-08

**Defeated a ranked team**

2/20/14 vs. Gonzaga (25/22), 73-65

**Defeated a ranked team at home**

2/20/14 vs. Gonzaga (25/22), 73-65

**Defeated a ranked team on the road**

2/26/11 at SDSU (6/4), 80-67

**Was ranked in the top 25 AP Poll**

3/14/11 Ranked 10th

**Was ranked in the top 25 Coaches Poll**

3/29/11 Ranked 13th

**Finished season ranked in the top 25 polls**

2010-11 10th (AP), 13th (Coaches)

**Official Basketball Box Score -- Game Totals -- Final Statistics**  
**Long Beach State vs BYU**  
**11/14/14 5:05 pm at Provo, Utah, Marriott Center**

**Long Beach State 90 • 0-1**

#	Player	Total			3-Ptr			Rebounds			PF	TP	A	TO	Blk	Stl	Min
		FG-FGA	FT-FTA	Reb Tot	FG-FGA	FT-FTA	Off	Def	Off	Def							
05	Caffey, Mike	* 10-16	4-5	2-3	3	2	5	3	26	6	7	0	5	33			
11	Samuels, David	* 4-7	0-0	0-0	2	1	3	2	8	0	2	1	0	18			
14	Jones, Branford	* 2-5	0-1	0-0	0	3	3	4	2	2	0	1	1	25			
31	LaSalle, McKay	* 5-8	5-8	1-2	0	1	1	2	16	1	0	0	1	32			
35	Williams, Jack	* 4-7	2-4	0-0	1	1	2	3	10	1	1	0	1	20			
04	Yussuf, Temidayo	0-1	0-0	4-8	1	2	3	5	4	0	1	1	0	13			
12	McKnight, Eric	2-4	0-0	0-0	1	2	3	3	4	0	1	1	0	19			
13	North, Deontae	5-12	2-4	4-6	1	3	4	3	16	2	3	0	2	30			
21	Bibbins, Justin	1-1	0-0	0-0	0	0	0	1	2	3	1	0	0	10			
	<b>Team</b>				2	3	5										
	<b>Totals</b>	<b>33-61</b>	<b>13-22</b>	<b>11-20</b>	<b>11</b>	<b>18</b>	<b>29</b>	<b>25</b>	<b>90</b>	<b>15</b>	<b>18</b>	<b>3</b>	<b>10</b>	<b>200</b>			

FG % 1st Half: 16-32 50.0% 2nd half: 17-29 58.6% Game: 33-61 54.1% Deadball Rebounds 2  
 3FG % 1st Half: 7-12 58.3% 2nd half: 6-10 60.0% Game: 13-22 59.1%  
 FT % 1st Half: 8-15 53.3% 2nd half: 3-5 60.0% Game: 11-20 55.0%

**BYU 95 • 1-0**

#	Player	Total			3-Ptr			Rebounds			PF	TP	A	TO	Blk	Stl	Min
		FG-FGA	FT-FTA	Reb Tot	FG-FGA	FT-FTA	Off	Def	Off	Def							
01	FISCHER, Chase	* 4-9	4-8	5-5	0	3	3	17	5	2	0	1	31				
03	HAWS, Tyler	* 7-13	2-5	5-6	0	3	3	21	1	4	1	3	33				
05	COLLINSWORTH, Kyle	* 3-6	0-1	0-0	1	1	2	3	6	1	5	0	1	13			
33	AUSTIN, Nate	* 1-3	1-1	3-4	3	6	9	2	6	3	1	2	0	26			
41	WORTHINGTON, Luke	* 1-2	0-0	0-0	1	1	2	2	2	0	1	0	0	13			
12	SHARP, Josh	0-0	0-0	0-0	0	0	0	0	0	0	0	0	0	4			
15	TOOLSON, Jake	0-0	0-0	0-0	0	2	2	0	0	0	0	0	0	4			
20	WINDER, Anson	4-7	2-4	2-3	0	6	6	1	12	2	0	0	1	24			
23	HALFORD, Skylar	5-7	2-3	6-6	0	0	0	3	18	7	2	0	0	24			
24	BARTLEY IV, Frank	1-2	0-1	1-2	0	1	1	0	3	0	1	0	0	4			
30	NIXON, Dalton	0-1	0-1	0-0	0	1	1	2	0	0	0	0	0	7			
35	NEILSON, Isaac	2-3	0-0	6-7	1	0	1	0	10	0	0	0	0	11			
44	KAUFUSI, Corbin	0-1	0-0	0-0	1	0	1	3	0	0	1	0	0	6			
	<b>Team</b>				2	0	2										
	<b>Totals</b>	<b>28-54</b>	<b>11-24</b>	<b>28-33</b>	<b>9</b>	<b>24</b>	<b>33</b>	<b>22</b>	<b>95</b>	<b>19</b>	<b>17</b>	<b>3</b>	<b>6</b>	<b>200</b>			

FG % 1st Half: 14-26 53.8% 2nd half: 14-28 50.0% Game: 28-54 51.9% Deadball Rebounds 4  
 3FG % 1st Half: 5-12 41.7% 2nd half: 6-12 50.0% Game: 11-24 45.8%  
 FT % 1st Half: 13-15 86.7% 2nd half: 15-16 83.3% Game: 28-33 84.8%

Officials: Brady Chelette, Martin Cichocki, Ryan McCarty  
 Technical fouls: Long Beach State-None. BYU-None.  
 Attendance: 16778

Score by periods	1st	2nd	Total
Long Beach State	47	43	90
BYU	46	49	95

Points	In	Off	2nd	Fast	Bench
LBSU	Paint	T/O	Chance	Break	
BYU	34	15	13	7	26
BYU	24	19	4	9	43

Last FG - LBSU 2nd-00:00, BYU 2nd-00:54.  
 Largest lead - LBSU by 5 1st-06:48, BYU by 10 2nd-04:57.  
 LBSU led for 05:51. BYU led for 30:38. Game was tied for 03:24.

Score tied - 9 times.  
 Lead changed - 10 times.

**Official Basketball Box Score -- Game Totals -- Final Statistics**  
**Arkansas-Little Rock vs BYU**  
**11/18/14 7:35 pm at Provo, Utah, Marriott Center**

**Arkansas-Little Rock 62 • 1-1**

#	Player	Total			3-Ptr			Rebounds			PF	TP	A	TO	Blk	Stl	Min
		FG-FGA	FT-FTA	Reb Tot	FG-FGA	FT-FTA	Off	Def	Off	Def							
00	Woods, Roger	* 6-11	2-3	5-7	2	7	9	0	19	0	2	1	1	19			
14	Thomas, J.T.	* 1-7	0-2	0-0	0	0	0	1	2	6	1	0	1	22			
22	Reid, James	* 4-7	2-4	0-0	0	3	3	3	10	0	1	0	0	29			
24	Dillard, Ben	* 0-4	0-3	4-4	0	0	0	2	4	3	2	0	0	23			
33	White, James	* 3-9	0-0	0-0	1	8	9	2	6	0	4	2	0	27			
01	Brown, Andre	0-0	0-0	0-0	0	0	0	0	0	0	0	0	0	3			
02	Washington, Jerron	1-1	0-0	1-2	0	0	0	1	3	0	1	0	0	3			
03	Hagins, Josh	2-9	1-3	0-0	0	1	1	1	5	1	0	0	0	21			
10	Hill, Maurius	2-4	1-1	1-2	3	1	4	2	6	0	2	0	1	16			
11	Smith, DeVonte	0-2	0-0	0-0	0	1	1	1	0	0	0	0	0	18			
21	Isom, Mareik	1-5	0-2	3-4	1	0	1	2	5	0	1	0	0	13			
55	Leeper, Gus	1-2	0-0	0-0	0	0	0	3	2	0	0	1	0	6			
	<b>Team</b>				2	3	5										
	<b>Totals</b>	<b>21-61</b>	<b>6-18</b>	<b>14-19</b>	<b>9</b>	<b>24</b>	<b>33</b>	<b>19</b>	<b>62</b>	<b>10</b>	<b>14</b>	<b>4</b>	<b>3</b>	<b>200</b>			

FG % 1st Half: 8-31 25.8% 2nd half: 13-30 43.3% Game: 21-61 34.4% Deadball Rebounds 2  
 3FG % 1st Half: 2-9 22.2% 2nd half: 4-9 44.4% Game: 4-9 44.4%  
 FT % 1st Half: 10-12 83.3% 2nd half: 4-7 57.1% Game: 14-19 73.7%

**BYU 91 • 2-0**

#	Player	Total			3-Ptr			Rebounds			PF	TP	A	TO	Blk	Stl	Min
		FG-FGA	FT-FTA	Reb Tot	FG-FGA	FT-FTA	Off	Def	Off	Def							
01	FISCHER, Chase	* 7-12	4-7	1-1	0	2	2	1	19	1	2	0	1	28			
03	HAWS, Tyler	* 6-11	1-4	5-6	0	4	4	0	18	5	1	0	2	30			
05	COLLINSWORTH, Kyle	* 2-5	0-0	1-4	3	5	8	3	5	6	4	0	1	17			
33	AUSTIN, Nate	* 4-4	0-0	0-0	2	9	11	2	8	0	0	0	2	30			
41	WORTHINGTON, Luke	* 3-7	0-0	1-2	1	3	4	2	7	0	0	0	1	16			
10	ANDRUS, Ryan	0-0	0-0	0-0	0	0	0	0	0	0	0	0	0	1			
12	SHARP, Josh	1-1	0-0	1-2	1	0	1	3	3	0	0	0	0	5			
15	TOOLSON, Jake	1-1	1-1	0-0	1	2	3	0	3	1	1	0	1	10			
20	WINDER, Anson	4-9	1-4	0-0	0	5	2	9	2	2	0	0	1	18			
23	HALFORD, Skylar	2-6	0-3	0-0	0	0	0	0	4	3	2	0	0	16			
24	BARTLEY IV, Frank	1-1	0-0	0-1	0	1	1	0	2	2	0	0	0	4			
30	NIXON, Dalton	2-3	0-0	0-0	0	0	0	1	4	1	0	0	0	7			
35	NEILSON, Isaac	2-5	0-1	0-1	1	1	2	2	4	1	0	0	0	6			
44	KAUFUSI, Corbin	2-4	0-0	1-3	3	1	4	2	5	0	1	0	0	12			
	<b>Team</b>				1	1	2										
	<b>Totals</b>	<b>37-69</b>	<b>7-20</b>	<b>10-20</b>	<b>13</b>	<b>34</b>	<b>47</b>	<b>18</b>	<b>91</b>	<b>22</b>	<b>11</b>	<b>0</b>	<b>9</b>	<b>200</b>			

FG % 1st Half: 14-30 46.7% 2nd half: 23-39 59.0% Game: 37-69 53.6% Deadball Rebounds 5  
 3FG % 1st Half: 2-6 33.3% 2nd half: 5-14 35.7% Game: 7-20 35.0%  
 FT % 1st Half: 7-14 50.0% 2nd half: 3-6 50.0% Game: 10-20 50.0%

Officials: Michael Irving, Sam Haddad, Kevin Brill  
 Technical fouls: Arkansas-Little Rock-TEAM 2. BYU-None.  
 Attendance: 12469

Score by periods	1st	2nd	Total
Arkansas-Little Rock	28	34	62
BYU	37	54	91

Points	In	Off	2nd	Fast	Bench
UALR	Paint	T/O	Chance	Break	
BYU	20	7	13	0	21
BYU	52	24	10	14	34

Last FG - UALR 2nd-00:05, BYU 2nd-00:30.  
 Largest lead - UALR by 3 1st-19:37, BYU by 31 2nd-00:30.  
 UALR led for 01:31. BYU led for 35:27. Game was tied for 03:02.

Score tied - 5 times.  
 Lead changed - 1 time.

**Official Basketball Box Score -- Game Totals -- Final Statistics**  
**Southern Virginia vs BYU**  
**11/19/14 7:05 pm at Provo, Utah, Marriott Center**

**Southern Virginia 48 • 1-1, 0-0**

#	Player	Total			3-Ptr			Rebounds			PF	TP	A	TO	Blk	Stl	Min
		FG-FGA	FT-FTA	Reb Tot	FG-FGA	FT-FTA	Off	Def	Off	Def							
01	Preston Eaton	* 2-11	0-3	7-8	2	3	5	2	11	3	1	0	0	24			
04	Wesley Evans	* 1-4	1-3	0-0	0	0	0	3	3	0	0	0	3	20			
21	Kalelo Manuela	* 1-4	0-1	0-0	1	3	4	4	2	0	0	0	0	19			
30	Kevin Walker	* 1-5	0-1	0-0	2	0	2	2	2	1	0	0	2	20			
45</																	

**Official Basketball Box Score -- Game Totals -- Final Statistics**  
**BYU vs Chaminade**  
**11-25-14 11:30 a.m. at Lahaina Civic Center, Maui, Hawaii**

**BYU 121 • 4-1**

#	Player	Total		3-Ptr		Rebounds			PF	TP	A	TO	Blk	Stl	Min
		FG-FGA	FG-FGA	FT-FTA	Off	Def	Tot								
33	AUSTIN, Nate	f	1-1	0-0	2-2	1	6	7	1	4	3	0	0	0	17
41	WORTHINGTON, Luke	f	2-3	0-0	0-0	1	0	1	1	4	0	1	0	0	8
01	FISCHER, Chase	g	10-14	10-13	0-0	0	0	0	2	30	3	0	0	1	23
03	HAWS, Tyler	g	6-7	1-2	6-6	1	0	1	2	19	3	0	0	0	16
05	COLLINSWORTH, Kyle	g	4-10	0-0	6-7	3	5	8	1	14	6	3	0	21	21
02	ELLIS, Jordan	g	0-0	0-0	0-0	0	2	2	0	0	1	0	0	0	5
10	ANDRUS, Ryan	g	0-0	0-0	0-0	1	1	1	0	0	1	0	0	0	3
15	SHARP, Josh	g	0-0	0-0	1-2	1	1	2	1	0	0	0	0	2	7
12	TOOLSON, Jake	g	3-9	2-5	0-0	0	2	2	0	8	1	0	0	0	12
20	WINDER, Anson	g	7-11	2-3	2-3	1	7	8	3	18	3	2	1	2	24
23	HALFORD, Skyler	g	1-4	1-2	0-0	1	0	1	2	3	4	3	0	2	10
24	BARTLEY IV, Frank	g	0-1	0-1	0-0	0	2	2	0	3	1	0	0	0	11
30	NIXON, Dalton	g	3-5	0-2	1-1	0	3	3	2	7	1	1	0	0	16
35	NEILSON, Isaac	g	2-5	1-1	0-0	2	3	2	2	5	0	0	0	0	15
44	KAUFUSI, Corbin	g	2-4	0-0	4-5	4	2	6	2	8	0	3	2	0	12
	Team					0	1	1							
	Totals		41-74	17-29	22-26	15	35	50	23	121	28	15	4	10	200

FG % 1st Half: 23-37 62.2% 2nd half: 18-37 48.6% Game: 41-74 55.4% Deadball Rebounds 0  
 3FG % 1st Half: 14-18 77.8% 2nd half: 10-19 52.6% Game: 17-29 58.6%  
 FT % 1st Half: 6-8 75.0% 2nd half: 16-18 88.9% Game: 22-26 84.6%

**Chaminade 85 • 2-2**

#	Player	Total		3-Ptr		Rebounds			PF	TP	A	TO	Blk	Stl	Min
		FG-FGA	FG-FGA	FT-FTA	Off	Def	Tot								
25	Eteuati, Frankie	f	3-8	0-1	2-4	1	4	5	2	8	1	0	2	0	19
05	Bailey, Lee	g	2-6	1-1	5-6	0	4	4	2	10	2	5	0	2	25
14	Kuany, Kuany	g	5-13	1-3	3-4	1	3	4	3	14	2	2	1	0	29
23	Hu, Kevin	g	2-5	1-2	3-5	0	0	0	4	8	0	2	0	1	14
33	Shastri, Kiran	g	4-11	3-10	5-6	0	2	1	16	1	2	1	2	26	
01	Boyd, De'Von	g	1-3	0-1	2-2	0	0	0	0	4	0	0	1	0	6
02	Pu ulei-Auld, Kahanu	g	2-5	0-1	0-0	1	1	2	2	4	1	1	0	2	11
03	Harper, James	g	2-6	1-1	1-3	2	2	4	1	6	1	1	0	0	15
10	Mathew, AJ	g	0-1	0-0	0-0	0	0	0	0	0	1	0	0	1	8
11	Ware, David	g	0-0	0-0	1-1	1	2	3	15	1	1	0	0	1	18
12	Rosen, Arnu	g	0-0	0-0	0-0	0	1	1	2	0	0	0	0	0	4
15	Sakazaki, Michael	g	0-2	0-0	0-0	0	1	1	1	0	0	0	0	0	4
22	Louder, Michael	g	0-2	0-0	0-0	2	0	2	3	0	0	1	1	0	5
24	Pedroso, Oscar	g	0-3	0-2	0-0	0	0	0	0	0	0	0	0	0	16
	Team					8	3	11							
	Totals		27-72	10-25	21-30	16	22	38	24	85	10	15	6	10	200

FG % 1st Half: 14-36 38.9% 2nd half: 13-36 36.1% Game: 27-72 37.5% Deadball Rebounds 3  
 3FG % 1st Half: 7-13 53.8% 2nd half: 3-11 27.3% Game: 10-25 40.0%  
 FT % 1st Half: 8-16 50.0% 2nd half: 13-14 92.9% Game: 21-30 70.0%

Officials: Dick Cartnell, Wally Rutecki, Sean Hull  
 Technical fouls: BYU-None. Chaminade-None.  
 Attendance: 2400  
 Chase Fischer's 10 3 pointers ties EA Sports Maui Invitational record, tying Notre Dame's Kyle McAlmarney (2008) and Chaminade's Christophe Varidel (2013)  
 Fischer's 10 3 pointers also breaks BYU school record of 9 (Jimmer Fredette)

Score by periods	1st	2nd	Total
BYU	66	55	121
Chaminade	43	42	85

**Official Basketball Box Score -- Game Totals -- Final Statistics**  
**PURDUE vs BYU**  
**11-26-14 12 p.m. at Lahaina Civic Center, Maui, Hawaii**

**PURDUE 87 • 5-1**

#	Player	Total		3-Ptr		Rebounds			PF	TP	A	TO	Blk	Stl	Min
		FG-FGA	FG-FGA	FT-FTA	Off	Def	Tot								
12	Edwards, Vince	f	7-9	3-5	8-9	3	6	9	3	25	2	2	0	0	41
20	Hammons, A.J.	c	5-10	0-1	2-4	2	2	4	4	12	1	3	4	0	20
00	Octeus, Jon	g	4-10	0-2	0-0	2	2	4	4	8	3	2	2	1	34
21	Stevens, Kendall	g	1-9	1-5	1-2	1	4	5	1	4	1	2	1	1	32
35	Davis, Raphael	g	4-10	0-1	10-11	0	4	4	3	18	1	4	0	2	35
01	Scott, Bryson	g	0-1	0-0	2-2	0	0	0	0	2	2	0	0	1	6
03	Thompson, P.J.	g	1-3	1-2	1-2	0	1	1	1	4	1	1	0	1	16
05	Smotherman, Basil	g	0-0	0-0	0-0	0	0	0	0	0	2	0	0	0	8
31	Mathias, Dakota	g	1-2	0-1	0-0	0	2	2	3	2	1	0	0	0	11
44	Haas, Isaac	g	4-5	0-0	4-6	1	1	2	4	12	0	2	1	0	22
	Team					3	4	7							
	Totals		27-59	5-17	28-36	12	26	38	23	87	14	17	8	6	225

FG % 1st Half: 14-28 50.0% 2nd half: 10-24 41.7% OT: 3-7 42.9% Game: 27-59 45.8% Deadball Rebounds 4  
 3FG % 1st Half: 3-7 42.9% 2nd half: 2-9 22.2% OT: 0-1 0.0% Game: 5-17 29.4%  
 FT % 1st Half: 9-10 90.0% 2nd half: 19-26 73.1% OT: 0-0 0.0% Game: 28-36 77.8%

**BYU 85 • 4-2**

#	Player	Total		3-Ptr		Rebounds			PF	TP	A	TO	Blk	Stl	Min
		FG-FGA	FG-FGA	FT-FTA	Off	Def	Tot								
33	AUSTIN, Nate	f	2-2	0-0	3-4	3	3	6	5	7	1	0	0	1	23
41	WORTHINGTON, Luke	f	0-1	0-0	3-4	1	2	3	5	3	1	1	0	1	20
01	FISCHER, Chase	g	2-11	2-11	1-2	0	3	3	1	7	2	3	0	1	38
03	HAWS, Tyler	g	9-19	1-3	13-14	0	5	5	0	32	2	2	3	0	40
05	COLLINSWORTH, Kyle	g	3-10	0-1	3-4	1	3	4	4	9	8	4	1	6	40
20	WINDER, Anson	g	7-9	3-3	1-2	0	1	1	3	18	0	0	0	0	34
23	HALFORD, Skyler	g	0-1	0-1	0-0	0	0	0	0	1	0	0	1	0	2
24	BARTLEY IV, Frank	g	0-0	0-0	0-0	0	0	0	0	0	0	0	0	0	0+
30	NIXON, Dalton	g	1-2	1-1	0-0	1	0	1	3	3	0	0	0	0	6
35	NEILSON, Isaac	g	2-5	0-1	0-0	1	2	3	4	4	0	0	2	0	13
44	KAUFUSI, Corbin	g	1-2	0-0	0-2	1	3	4	4	2	0	0	1	0	9
	Team					3	0	3							
	Totals		27-62	7-21	24-32	11	22	33	30	85	14	11	7	9	225

FG % 1st Half: 11-29 37.9% 2nd half: 15-28 53.6% OT: 1-5 20.0% Game: 27-62 43.5% Deadball Rebounds 5  
 3FG % 1st Half: 3-10 30.0% 2nd half: 4-10 40.0% OT: 0-1 0.0% Game: 7-21 33.3%  
 FT % 1st Half: 10-16 62.5% 2nd half: 12-14 85.7% OT: 2-2 100.0% Game: 24-32 75.0%

Officials: Dick Cartnell, Wally Rutecki, Ryan Wells  
 Technical fouls: PURDUE-None. BYU-None.  
 Attendance: 2400

Score by periods	1st	2nd	OT	Total
PURDUE	40	41	6	87
BYU	35	46	4	85

**Official Basketball Box Score -- Game Totals -- Final Statistics**  
**Eastern Kentucky vs BYU**  
**11/29/14 7:35 pm at Provo, Utah, Marriott Center**

**Eastern Kentucky 76 • 4-1, 0-0**

#	Player	Total		3-Ptr		Rebounds			PF	TP	A	TO	Blk	Stl	Min
		FG-FGA	FG-FGA	FT-FTA	Off	Def	Tot								
02	WALDEN, Corey	*	3-9	0-4	9-10	2	0	2	4	15	7	5	0	2	36
05	McGLONE, Isaac	*	1-2	1-2	0-0	0	1	1	4	3	2	1	0	1	24
22	KNIPP, Timmy	*	4-6	2-4	0-0	1	4	5	0	10	1	2	1	1	27
32	POWELL, Ja'Mill	*	7-13	3-5	6-9	1	2	3	4	23	0	2	0	1	28
42	STUTZ, Eric	*	4-5	0-0	2-2	0	1	1	3	10	1	3	0	1	25
03	RICHARDSON, Denzel	g	1-4	0-1	0-0	1	2	3	0	2	0	2	0	0	17
04	MATTHEWS, Tommy	g	0-0	0-0	0-0	0	0	0	0	0	0	0	0	0	1
11	BABB-HARRISON, Jayle	g	2-5	1-3	0-0	0	2	2	5	1	2	0	0	0	14
13	NORL, Daniel	g	0-0	0-0	0-0	0	0	0	0	1	0	0	0	0	5
23	HOOD, Jonathan	g	1-4	1-4	0-0	0	0	0	0	3	0	0	0	0	11
33	MUFF, Deverin	g	1-1	1-1	2-2	0	2	2	2	5	0	0	3	2	12
	Team					0	2	2							
	Totals		24-49	9-24	19-23	5	16	21	20	76	13	17	4	8	200

FG % 1st Half: 11-21 52.4% 2nd half: 13-28 46.4% Game: 24-49 49.0% Deadball Rebounds 2  
 3FG % 1st Half: 4-12 33.3% 2nd half: 5-12 41.7% Game: 9-24 37.5%  
 FT % 1st Half: 4-4 100.0% 2nd half: 15-19 78.9% Game: 19-23 82.6%

**BYU 90 • 5-2, 0-0**

#	Player	Total		3-Ptr		Rebounds			PF	TP	A	TO	Blk	Stl	Min
		FG-FGA	FG-FGA	FT-FTA	Off	Def	Tot								
01	FISCHER, Chase	*	7-12	4-8	2-3	0	3	3	2	20	2	3	0	0	27
03	HAWS, Tyler	*	10-15	4-8	2-2	2	2	4	1	26	4	2	0	0	31
05	COLLINSWORTH, Kyle	*	3-5	1-1	4-5	1	3	4	2	11	5	4	0	3	23
33	AUSTIN, Nate	*	0-0	0-0	0-0	0	2	2	0	1	2	0	1	0	23
35	NEILSON, Isaac	*	0-1	0-0	0-0	2	1	3	1	0	0	1	0	0	8
02	ELLIS, Jordan	g	0-0	0-0	0-0	0	0	0	0	0	0	0	0	0	0+
12	SHARP, Josh	g	0-0	0-0	0-0										

**Official Basketball Box Score -- Game Totals -- Final Statistics**  
**Hawaii vs BYU**  
**12/06/14 4:05 pm at Salt Lake City, EnergySolutions Arena**

**Hawaii 70 • 7-3, 0-0**

#	Player	Total		3-Ptr		Rebounds			PF	TP	A	TO	Blk	Stl	Min
		FG-FGA	FG-FGA	FT-FTA	FT-FTA	Off	Def	Tot							
01	Nevels, Garrett	4-11	2-6	2-2	0	3	3	2	12	1	1	0	0	29	
05	Bobbitt, Roderick	5-12	0-3	5-7	2	2	4	4	15	7	4	0	5	33	
11	Smith, Quincy	1-5	0-0	2-2	1	2	3	1	4	1	1	0	1	26	
23	Valdes, Aaron	8-14	2-2	6-8	3	4	7	4	24	2	2	0	1	33	
25	Thomas, Mike	4-9	0-0	0-0	2	3	5	4	8	1	0	1	4	26	
00	Fleming, Isaac	3-10	1-4	0-0	0	2	2	1	7	3	3	0	1	24	
02	Filipovich, Niko	0-1	0-1	0-0	0	1	1	1	0	0	0	0	0	4	
03	Jawato, Brandon	0-2	0-2	0-0	0	0	0	1	0	0	0	0	0	7	
15	Jovanovic, Stefan	0-2	0-0	0-1	0	2	2	2	0	1	1	1	1	18	
Team					1	2	3								
Totals		25-66	5-18	15-20	9	21	30	20	70	16	12	2	13	200	

FG % 1st Half: 12-32 37.5% 2nd half: 13-34 38.2% Game: 25-66 37.9% Deadball Rebounds 1  
 3FG % 1st Half: 4-10 40.0% 2nd half: 1-8 12.5% Game: 5-18 27.8%  
 FT % 1st Half: 2-4 50.0% 2nd half: 13-16 81.3% Game: 15-20 75.0%

**BYU 90 • 7-2, 0-0**

#	Player	Total		3-Ptr		Rebounds			PF	TP	A	TO	Blk	Stl	Min
		FG-FGA	FG-FGA	FT-FTA	FT-FTA	Off	Def	Tot							
01	FISCHER, Chase	6-11	4-9	4-5	1	4	5	2	20	5	3	0	3	32	
03	HAWS, Tyler	9-17	2-5	10-10	2	5	7	2	30	1	1	0	1	34	
05	COLLINSWORTH, Kyle	8-14	1-2	2-4	2	10	12	1	19	10	6	2	1	35	
33	AUSTIN, Nate	0-0	0-0	0-0	0	4	4	1	0	0	0	0	0	10	
41	WORTHINGTON, Luke	0-1	0-0	0-0	0	1	1	3	0	0	0	0	0	12	
02	ELLIS, Jordan	0-0	0-0	0-0	0	0	0	0	0	1	1	0	0	1	
10	ANDRUS, Ryan	0-1	0-0	0-0	1	0	1	0	0	0	0	0	0	1	
12	SHARP, Josh	1-1	0-0	0-0	0	0	0	1	2	0	0	0	0	2	
15	TOOLSON, Jake	0-0	0-0	0-0	1	1	2	0	0	0	0	0	0	7	
20	WINDER, Anson	4-10	2-6	1-2	1	4	5	3	11	6	2	1	2	31	
23	HALFORD, Skyler	0-2	0-1	2-2	0	2	2	3	2	0	1	0	0	10	
24	BARTLEY IV, Frank	0-1	0-1	2-2	0	1	1	1	2	0	1	0	0	6	
30	NIXON, Dalton	0-1	0-0	0-0	0	1	1	1	0	0	0	0	0	2	
35	NEILSON, Isaac	0-0	0-0	0-0	2	0	2	0	0	2	0	0	0	1	
44	KAUFUSI, Corbin	1-1	0-0	2-2	2	2	4	3	4	0	2	0	1	16	
Team					1	1	2								
Totals		29-60	9-24	23-27	13	36	49	21	90	23	19	3	8	200	

FG % 1st Half: 14-34 41.2% 2nd half: 15-26 57.7% Game: 29-60 48.3% Deadball Rebounds 1  
 3FG % 1st Half: 4-14 28.6% 2nd half: 5-10 50.0% Game: 9-24 37.5%  
 FT % 1st Half: 5-6 83.3% 2nd half: 18-21 85.7% Game: 23-27 85.2%

Officials: Frank Harvey, Nate Harris, Scott Brown  
 Technical fouls: Hawaii-None. BYU-None.  
 Attendance: 13623

Score by periods	1st	2nd	Total
Hawaii	30	40	70
BYU	37	53	90

Last FG - UH 2nd-00:26, BYU 2nd-00:21.  
 Largest lead - UH by 9 1st-06:23, BYU by 24 2nd-01:44.  
 UH led for 10:24. BYU led for 27:30. Game was tied for 02:00.

Score tied - 3 times.  
 Lead changed - 5 times.

**Official Basketball Box Score -- Game Totals -- Final Statistics**  
**Utah vs BYU**  
**12/10/14 7:05 pm at Provo, Utah, Marriott Center**

**Utah 65 • 7-1, 0-0**

#	Player	Total		3-Ptr		Rebounds			PF	TP	A	TO	Blk	Stl	Min
		FG-FGA	FG-FGA	FT-FTA	FT-FTA	Off	Def	Tot							
11	TAYLOR, Brandon	1-7	1-6	0-2	0	2	2	1	3	2	1	0	1	28	
20	REYES, Chris	2-2	0-0	0-0	0	1	1	0	4	0	0	1	0	13	
25	OGBE, Kenneth	2-5	0-0	3-3	1	3	4	1	7	1	1	0	0	22	
42	POELTL, Jakob	3-5	0-0	0-3	1	6	7	1	6	0	4	2	0	27	
55	WRIGHT, Delon	6-10	0-3	6-7	2	9	11	1	18	3	4	2	2	37	
00	CHAPMAN, Brekkott	3-5	0-0	2-2	2	4	4	4	8	0	0	0	2	13	
01	WRIGHT, Isaiah	1-2	0-1	0-0	0	0	0	1	2	1	1	0	0	8	
14	TUCKER, Dakarai	1-6	1-4	2-4	0	6	6	1	5	1	2	1	0	27	
31	BACHYNSKI, Dallin	0-1	0-0	5-6	1	1	2	1	5	0	1	0	0	16	
35	KUZMA, Kyle	3-5	0-0	1-3	0	1	1	3	7	1	1	0	0	9	
Team					2	3	5								
Totals		22-48	2-14	19-30	9	34	43	14	65	9	15	6	5	200	

FG % 1st Half: 11-27 40.7% 2nd half: 11-21 52.4% Game: 22-48 45.8% Deadball Rebounds 7  
 3FG % 1st Half: 0-8 0.0% 2nd half: 2-6 33.3% Game: 2-14 14.3%  
 FT % 1st Half: 8-10 80.0% 2nd half: 11-20 55.0% Game: 19-30 63.3%

**BYU 61 • 7-3, 0-0**

#	Player	Total		3-Ptr		Rebounds			PF	TP	A	TO	Blk	Stl	Min
		FG-FGA	FG-FGA	FT-FTA	FT-FTA	Off	Def	Tot							
01	FISCHER, Chase	1-5	1-5	0-0	0	0	0	4	3	1	1	0	0	22	
03	HAWS, Tyler	9-22	3-5	2-3	2	6	8	3	23	1	2	1	0	39	
05	COLLINSWORTH, Kyle	7-15	1-2	2-5	1	8	9	2	17	5	2	1	1	38	
33	AUSTIN, Nate	0-0	0-0	0-0	0	0	0	0	0	0	0	0	0	0+	
41	WORTHINGTON, Luke	0-1	0-0	2-2	1	1	2	2	2	1	1	0	1	12	
12	SHARP, Josh	0-1	0-0	0-0	0	0	0	2	0	0	0	1	0	7	
20	WINDER, Anson	4-8	2-5	0-0	2	2	4	3	10	2	0	0	2	32	
23	HALFORD, Skyler	1-4	0-1	0-0	0	2	2	0	2	2	0	0	3	12	
24	BARTLEY IV, Frank	1-3	0-1	0-0	1	0	1	1	2	0	1	0	0	10	
35	NEILSON, Isaac	0-3	0-1	0-0	0	0	0	1	0	0	0	0	0	10	
44	KAUFUSI, Corbin	1-3	0-0	0-0	1	0	1	3	2	0	0	0	1	18	
Team					2	2	4								
Totals		24-65	7-20	6-10	10	21	31	21	61	12	7	3	8	200	

FG % 1st Half: 12-28 42.9% 2nd half: 12-37 32.4% Game: 24-65 36.9% Deadball Rebounds 1  
 3FG % 1st Half: 3-8 37.5% 2nd half: 4-12 33.3% Game: 7-20 35.0%  
 FT % 1st Half: 4-6 66.7% 2nd half: 2-4 50.0% Game: 6-10 60.0%

Officials: Michael Reed, Michael Irving, Rick Batsell  
 Technical fouls: Utah-None. BYU-None.  
 Attendance: 20900

Score by periods	1st	2nd	Total
Utah	30	35	65
BYU	31	30	61

In	Off	2nd	Fast	Bench
Paint	T/O	Chance	Break	
Utah	32	13	7	6
BYU	26	24	10	8

Last FG - UTAH 2nd-03:42, BYU 2nd-00:18.  
 Largest lead - UTAH by 13 1st-10:18, BYU by 4 2nd-18:04.  
 UTAH led for 33:50. BYU led for 04:00. Game was tied for 01:57.

**Official Basketball Box Score -- Game Totals -- Final Statistics**  
**BYU vs Weber State**  
**12/13/14 7:05 p.m. at Ogden, Utah (Dee Events Center)**

**BYU 76 • 8-3**

#	Player	Total		3-Ptr		Rebounds			PF	TP	A	TO	Blk	Stl	Min
		FG-FGA	FG-FGA	FT-FTA	FT-FTA	Off	Def	Tot							
03	HAWS, Tyler	5-10	1-2	8-10	2	5	7	1	19	5	4	0	1	31	
35	NEILSON, Isaac	5-9	4-5	1-2	1	5	6	4	15	0	0	1	2	26	
41	WORTHINGTON, Luke	0-2	0-0	2-2	0	1	1	4	2	0	1	0	1	18	
01	FISCHER, Chase	4-8	4-7	1-2	0	0	0	3	13	4	1	0	0	33	
05	COLLINSWORTH, Kyle	1-2	0-0	0-0	0	2	2	4	2	2	4	0	1	19	
20	WINDER, Anson	4-7	1-3	0-1	0	5	5	2	9	2	1	0	1	25	
23	HALFORD, Skyler	2-3	1-1	0-0	2	3	5	2	5	3	1	0	1	20	
24	BARTLEY IV, Frank	0-0	0-0	0-0	0	0	0	0	0	0	0	0	0	1	
30	NIXON, Dalton	2-2	1-1	0-0	1	3	4	1	5	0	0	0	0	13	
44	KAUFUSI, Corbin	2-3	0-0	2-2	2	2	4	4	6	0	4	0	1	14	
Team					0	0	0								
Totals		25-46	12-19	14-19	8	26	34	25	76	16	16	1	8	200	

FG % 1st Half: 12-21 57.1% 2nd half: 13-25 52.0% Game: 25-46 54.3% Deadball Rebounds 2  
 3FG % 1st Half: 8-10 80.0% 2nd half: 4-9 44.4% Game: 12-19 63.2%  
 FT % 1st Half: 7-9 77.8% 2nd half: 7-10 70.0% Game: 14-19 73.7%

**Weber State 60 • 3-5**

#	Player	Total		3-Ptr		Rebounds			PF	TP	A	TO	Blk	Stl	Min
		FG-FGA	FG-FGA	FT-FTA	FT-FTA	Off	Def	Tot							
21	BOLOMBOY, Joel	2-6	0-1	5-6	3	4	7	0	9	1	1	1	0	31	
35	HILL, Kyndahl	2-3	2-2	2-2	0	3	3	4	8	1	3	1	2	22	
45															

**THE STAT CREW SYSTEM**  
**BYU Combined Team Statistics (as of Dec 20, 2014)**  
**All games**

<b>RECORD:</b>	<b>OVERALL</b>	<b>HOME</b>	<b>AWAY</b>	<b>NEUTRAL</b>
ALL GAMES	9-3	5-1	2-0	2-2
CONFERENCE	0-0	0-0	0-0	0-0
NON-CONFERENCE	9-3	5-1	2-0	2-2

#	Player	gp-gs	min	avg	Total		3-Point		F-Throw		Rebounds				pf	dq	a	to	blk	stl	pts	avg
					fg-fga	fg%	3fg-fga	3fg%	ft-fta	ft%	off	def	tot	avg								
03	HAWS, Tyler	12-12	384	32.0	91-182	.500	26-60	.433	78-88	.886	15	38	53	4.4	19	0	30	24	5	9	286	23.8
01	FISCHER, Chase	12-12	340	28.3	56-127	.441	39-92	.424	18-24	.750	3	21	24	2.0	23	0	32	23	1	11	169	14.1
20	WINDER, Anson	12-0	316	26.3	59-109	.541	20-46	.435	22-33	.667	8	43	51	4.3	29	0	25	13	4	15	160	13.3
05	COLLINSWORTH, Kyl	11-11	318	28.9	49-105	.467	4-11	.364	37-51	.725	20	56	76	6.9	28	0	60	41	5	25	139	12.6
35	NEILSON, Isaac	12-3	152	12.7	24-52	.462	7-17	.412	14-20	.700	18	21	39	3.3	22	0	4	5	7	6	69	5.8
23	HALFORD, Skyler	11-1	145	13.2	14-41	.341	7-22	.318	12-12	1.000	4	12	16	1.5	16	0	26	14	0	7	47	4.3
41	WORTHINGTON, Luke	12-11	184	15.3	15-32	.469	0-0	.000	12-19	.632	14	15	29	2.4	34	1	2	10	0	7	42	3.5
15	TOOLSON, Jake	8-0	68	8.5	9-20	.450	8-15	.533	0-0	.000	2	15	17	2.1	5	0	7	2	0	5	26	3.3
44	KAUFUSI, Corbin	11-0	121	11.0	10-21	.476	0-0	.000	15-27	.556	16	18	34	3.1	28	0	1	13	5	3	35	3.2
33	AUSTIN, Nate	10-10	197	19.7	9-18	.500	1-5	.200	11-14	.786	15	41	56	5.6	22	2	9	3	2	7	30	3.0
30	NIXON, Dalton	10-0	84	8.4	12-26	.462	2-8	.250	3-3	1.000	7	13	20	2.0	12	0	8	2	1	1	29	2.9
24	BARTLEY IV, Frank	11-0	68	6.2	7-14	.500	0-5	.000	4-8	.500	3	12	15	1.4	5	0	16	7	2	5	18	1.6
12	SHARP, Josh	8-0	55	6.9	5-7	.714	0-0	.000	2-4	.500	6	4	10	1.3	9	0	2	1	2	3	12	1.5
10	ANDRUS, Ryan	4-0	21	5.3	1-3	.333	0-1	.000	1-2	.500	2	3	5	1.3	1	0	1	1	0	0	3	0.8
02	ELLIS, Jordan	4-0	22	5.5	1-1	1.000	0-0	.000	0-0	.000	0	2	2	0.5	1	0	2	1	0	0	2	0.5
Team											23	13	36				1					
Total.....		12	2475		362-758	.478	114-282	.404	229-305	.751	156	327	483	40.2	254	3	225	161	34	104	1067	88.9
Opponents.....		12	2475		306-718	.426	79-229	.345	202-284	.711	126	281	407	33.9	255	3	156	189	49	85	893	74.4

<b>TEAM STATISTICS</b>	<b>BYU</b>	<b>OPP</b>	<b>Date</b>	<b>Opponent</b>	<b>Score</b>	<b>Att.</b>	
SCORING	1067	893	11/14/14	LONG BEACH STATE	w	95-90	16778
Points per game	88.9	74.4	11/18/14	ARKANSAS-LITTLE ROCK	w	91-62	12469
Scoring margin	+14.5	-	11/19/14	SOUTHERN VIRGINIA	w	101-48	13099
FIELD GOALS-ATT	362-758	306-718	11-24-14	vs SAN DIEGO STATE	Lo2	87-92	2400
Field goal pct	.478	.426	11-25-14	vs Chaminade	w	121-85	2400
3 POINT FG-ATT	114-282	79-229	11-26-14	vs PURDUE	Lot	85-87	2400
3-pt FG pct	.404	.345	11/29/14	EASTERN KENTUCKY	w	90-76	16770
3-pt FG made per game	9.5	6.6	12/02/14	at Utah State	w	91-81	10270
FREE THROWS-ATT	229-305	202-284	12/06/14	vs Hawaii	w	90-70	13623
Free throw pct	.751	.711	12/10/14	UTAH	L	61-65	20900
F-Throws made per game	19.1	16.8	12/13/14	at Weber State	w	76-60	10122
REBOUNDS	483	407	12/20/14	STANFORD	w	79-77	13247
Rebounds per game	40.2	33.9					
Rebounding margin	+6.3	-					
ASSISTS	225	156					
Assists per game	18.8	13.0					
TURNOVERS	161	189					
Turnovers per game	13.4	15.8					
Turnover margin	+2.3	-					
Assist/turnover ratio	1.4	0.8					
STEALS	104	85					
Steals per game	8.7	7.1					
BLOCKS	34	49					
Blocks per game	2.8	4.1					
ATTENDANCE	93263	41215					
Home games-Avg/Game	6-15544	2-10196					
Neutral site-Avg/Game	-	4-5206					

\* - Conference game

<b>Score by Periods</b>	<b>1st</b>	<b>2nd</b>	<b>OT</b>	<b>OT2</b>	<b>Totals</b>
BYU	472	571	13	11	1067
Opponents	403	459	15	16	893

**Official Basketball Box Score -- Game Totals -- Final Statistics**  
**Brigham Young vs Massachusetts**  
**12/07/13 1:30 PM at Springfield, Mass. (Mass Mutual Center)**

**Brigham Young 96 • 7-3**

#	Player		Total			3-Ptr			Rebounds			PF	TP	A	TO	Blk	Stl	Min
			FG-FGA	FG-FGA	FT-FTA	FG-FGA	FG-FGA	FT-FTA	Off	Def	Tot							
00	MIKA, Eric	f	6-11	0-0	6-7	5	3	8	4	18	0	0	0	1			28	
33	AUSTIN, Nate	f	0-0	0-0	0-0	1	4	5	5	0	2	0	0	0			19	
02	CARLINO, Matt	g	9-18	1-5	4-4	0	3	3	2	23	6	1	0	0			28	
03	HAWS, Tyler	g	9-16	1-3	6-6	1	2	3	4	25	1	2	1	0			35	
05	COLLINSWORTH, Kyle	g	4-9	2-3	4-7	1	6	7	3	14	3	5	0	0			37	
12	SHARP, Josh		0-0	0-0	0-0	0	1	1	0	0	0	1	0	0			2	
20	WINDER, Anson		0-1	0-0	0-0	0	1	1	1	0	0	0	0	0			6	
23	HALFORD, Skyler		1-3	0-0	0-1	0	1	1	1	2	2	0	0	1			14	
24	BARTLEY IV, Frank		4-10	0-2	6-8	1	1	2	2	14	1	1	0	1			24	
41	WORTHINGTON, Luke		0-0	0-0	0-0	0	0	0	2	0	0	1	0	0			7	
Team						2	0	2										
Totals			33-68	4-13	26-33	11	22	33	24	96	15	11	1	3			200	

FG % 1st Half: 14-28 50.0% 2nd half: 19-40 47.5% Game: 33-68 48.5%  
 3FG % 1st Half: 2-6 33.3% 2nd half: 2-7 28.6% Game: 4-13 30.8%  
 FT % 1st Half: 11-14 78.6% 2nd half: 15-19 78.9% Game: 26-33 78.8%

Deadball  
Rebounds  
5,2

**Massachusetts 105 • 8-0**

#	Player		Total			3-Ptr			Rebounds			PF	TP	A	TO	Blk	Stl	Min
			FG-FGA	FG-FGA	FT-FTA	FG-FGA	FG-FGA	FT-FTA	Off	Def	Tot							
22	CARTER, Sampson	f	7-10	1-3	5-6	1	2	3	5	20	1	4	0	0			30	
34	PUTNEY, Raphiael	f	4-7	3-6	4-5	0	2	2	3	15	1	1	0	0			22	
25	LALANNE, Cady	c	2-3	0-0	1-1	0	3	3	4	5	0	2	2	0			21	
02	GORDON, Derrick	g	4-9	0-1	2-4	0	2	2	1	10	6	2	0	2			36	
03	WILLIAMS, Chaz	g	9-14	5-7	9-9	1	2	3	3	32	15	1	0	0			34	
00	DYSON, Demetrius		0-0	0-0	0-0	0	1	1	1	0	0	0	0	0			3	
01	ESHO, Maxie		6-10	0-1	0-0	0	6	6	3	12	0	2	2	2			26	
05	SANTEE, Clyde		0-0	0-0	0-0	0	0	0	0	0	0	0	0	0			0+	
11	BERGANTINO, Tyler		0-0	0-0	0-0	0	1	1	4	0	0	0	2	0			11	
12	DAVIS, Trey		3-10	0-5	5-6	0	3	3	0	11	6	2	0	0			17	
24	BERGER, Seth		0-0	0-0	0-0	0	0	0	0	0	0	0	0	0			0+	
Team						2	3	5										
Totals			35-63	9-23	26-31	4	25	29	24	105	29	14	6	4			200	

FG % 1st Half: 18-34 52.9% 2nd half: 17-29 58.6% Game: 35-63 55.6%  
 3FG % 1st Half: 5-15 33.3% 2nd half: 4-8 50.0% Game: 9-23 39.1%  
 FT % 1st Half: 11-13 84.6% 2nd half: 15-18 83.3% Game: 26-31 83.9%

Deadball  
Rebounds  
5,1

Officials: Tony Crisp, Damon Williams, Ty Meixsell  
 Technical fouls: Brigham Young-MIKA, Eric; HAWS, Tyler.  
 Massachusetts-WILLIAMS, Chaz.  
 Attendance: 7331  
 Sellout

Score by periods	1st	2nd	Total
Brigham Young	41	55	96
Massachusetts	52	53	105

	In	Off	2nd	Fast	
Points	Paint	T/O	Chance	Break	Bench
BYU	42	20	13	8	16
UMASS	50	15	7	9	23

Last FG - BYU 2nd-00:13, UMASS 2nd-02:41.  
 Largest lead - BYU by 5 1st-16:20, UMASS by 17 2nd-05:25.  
 BYU led for 03:23. UMASS led for 35:32. Game was tied for 01:05.

Score tied - 1 time.  
 Lead changed - 1 time.