



BYU FOOTBALL

For in-game notes follow @BYUGameNotes on Twitter throughout gameday. Track milestones, news and notes



New Mexico Bowl | BYU vs. SMU | Saturday, Dec. 17 | 5:30 p.m. MT | Albuquerque, NM | University Stadium | ABC | BYU Radio | www.BYUCougars.com

SMU MUSTANGS (7-5)



Head Coach Rhett Lashlee (1st year)
Alma Mater Arkansas, 2006
Career Record 7-5
Record at SMU same
Lashlee vs. BYU First Meeting

SMU	CATEGORY	BYU
38.4	Scoring Offense	31.9
34.7	Scoring Defense	30.0
25.2	First Downs	22.4
154.9	Rushing Offense	173.9
203.2	Rushing Defense	174.0
324.9	Passing Offense	266.6
242.8	Passing Defense	235.7
479.8	Total Offense	440.5
446.0	Total Defense	409.7
20.11	Kickoff Return	20.2
8.62	Punt Return	9.8
43.1	Penalties (YPG)	53.7
40.1	Net Punting	41.7
27:26	Time of Possession	28:58
47.0	3rd Down %	44.8
58.8	4th Down %	26.0
26-178	Sacks-Yards	13-82
19-124	Sacks Allowed	12-60
91.3	Red Zone %	45.8
SMU	HISTORICAL	BYU
1915	First Year of Football	1922
526	Wins	610
6	10-Win Seasons	18
18	Bowl Games	40
11	Conference Titles	23
3	National Titles	1
180	Weeks in AP Poll	279
2	Weeks at No. 1	4
16	Consensus All-Americans	14
1	Heisman Winners	1
174	NFL Draft Picks	149
7	First Round Picks	12

INDEPENDENCE FAREWELL TOUR

- The 2022 season marks the final campaign as an independent program before joining the Big 12 in 2023.
- BYU has played 154 games as an independent, with a record of 98-56 (.636). BYU's 98 wins in the independence era (2011-present) are more than Baylor, Iowa, Florida, Utah, Washington, Auburn and Texas among many others.
- BYU has faced more than 70 different teams from 36 different states, representing every FBS conference as well as Notre Dame and other fellow independent programs.
- BYU has played 55 games against Power 5 conference opponents in that span, with 25 wins, including at least one against every Power 5 conference.
- With a national schedule, BYU has averaged traveling just shy of 12,000 round-trip miles every regular season for the last 11 years, totaling almost 130,000 miles as an independent program. The Cougars' covered more than 17,000 miles during the 2017 season with trips to New Orleans, Starkville, Greenville, Fresno and Las Vegas. In 2022, BYU will compile more than 11,000 miles of round-trip travel.

GO DIGITAL



View BYU Football Game Notes in a digital format on the go, along with additional gameday info by scanning the QR code to the left. Notes, milestones, stats, records and more also available at BYUCougars.com



Kickoff 5:30 p.m. MT
TV ABC
Tom Hart (play-by-play), Brock Osweiler (analyst), Taylor McGregor (sideline)
Radio BYUradio SiriusXM 143/BYURadio.org, BYU Radio App/KSL 1160 AM/102.7 FM, Greg Wrubell (play-by-play), Riley Nelson (analyst), Mitchell Juergens (sideline)
Radio start 3:30 p.m. MT
Pregame show BYUtv, 3:30 p.m. MT

BYU VS. SMU

- **THE SERIES.** BYU and SMU are meeting for the fourth time overall and the second time in a bowl game. The two schools met in the historic 1980 Holiday Bowl that featured one of the greatest comebacks in college football history by the Cougars in a 46-45 win. Read more about that game on page 6.
- **BOWLING.** BYU is playing in a bowl game for the 6th time under Kalani Sitake in 7 years and the 17th time in the last 18 seasons. BYU's 40 bowl invitations rank tied for No. 20 among college programs—more than storied programs such as UCLA, Notre Dame, Oregon, Iowa and Wisconsin.
- **VS. THE AAC** Since the league was founded in 2013, BYU is 12-5 against teams from the American Athletic Conference. The Cougars are 7-3 under Sitake against the AAC. BYU went 1-1 against the league this year, with a win over South Florida in the season opener.
- **LAVELL'S 50th ANNIVERSARY.** The 2022 season marks the 50th anniversary of Hall of Fame coach LaVell Edwards being named the head coach at BYU. In the 47 seasons prior to Edwards, BYU had won 173 games, ranking 113th nationally. Since Edwards' takeover in 1972, BYU has won 436 games, tied for No. 8 nationally. BYU more than doubled its average win total per season from under 4 to 8.6. Edwards won multiple national coach of the year awards and led BYU to the 1984 national championship and was inducted into the College Football Hall of Fame. The program will honor him in various ways this season to highlight his legacy.

INSIDE THE NOTES

Media Information	2
Bowl Notes	3-5
Opponent Info	6
Program Notes/Polls	7
Roster/Pronunciation	8
Depth Chart	9
Scoring & Superlatives	10
Stat Rankings & By the Numbers	11
Offensive Players, Notes	12-15
Defensive, Specialists Players, Notes	16-19
Coaching Staff	20
The Last Time	21-22
Season Stats	23-46

BYU COUGARS (7-5)



Head Coach Kalani Sitake (7th year)
Alma Mater BYU, 2000
Career Record 55-34
Record at BYU same
Sitake vs. SMU First Meeting

2022 BYU SCHEDULE (All times local)

DATE	OPPONENT	TIME/RESULT	TV
9/3	at USF	W 50-21	ESPNU
After a 2 hour and 35 minute weather delay, BYU came out ready to roll to the tune of 28 first-quarter points and never looked back, winning 50-21 over the Bulls. Chris Brooks ran for 135 yards in the win.			
9/10	Baylor	W 26-20	ESPN
Regulation wouldn't be enough to determine a winner in a blow-for-blow slugfest between reigning Big 12 champ Baylor and future conference foe BYU. The Cougars finally outlasted the bears in double overtime behind one final defensive stop.			
9/17	at Oregon	L 41-20	FOX
The Ducks rushing attack was too much for the Cougar defense while the run game for BYU struggled to ever get going in a 41-20 loss in Eugene. Jaren Hall threw for 305 yards and Kody Epps caught his first career touchdown.			
9/24	Wyoming	W 38-24	ESPN2
Jaren Hall threw for 337 yards and 4 touchdowns while BYU got breakout performances from wide receiver Keanu Hill (5 receptions, 160 yards, 2 TDs) and running back Miles Davis (13 att, 131 yards) en route to a 38-24 win over the Cowboys.			
9/29	Utah State	W 38-26	ESPN
The Wagon Wheel will stay in Provo with BYU winning 38-26 over the Aggies behind a strong performance by the receiving core and three turnovers forced by the defense. Max Tooley had his second pick-six of the season to set the defensive tone.			
10/8	vs. Notre Dame	L 28-20	NBC
A slow start on offense and missed opportunities doomed the Cougars in the Shamrock Series. Kody Epps had 100 receiving yards and Max Tooley had his third INT of the year but despite a late comeback effort, BYU fell 28-20 to the Irish.			
10/15	Arkansas	L 52-35	ESPN
A back and forth early shootout gave way to the Razorbacks pulling away in the second half with a 52-35 victory. Jaren Hall threw for a career-high 356 yards while Puka Nacua had 141 receiving yards and Kody Epps had 125.			
10/22	at Liberty	L 41-14	ESPNU
BYU led 14-3 in the first quarter but then the Flames got hot and never looked back, scoring 38 unanswered points and running away with the game 41-14.			
10/28	East Carolina	L 27-24	ESPN2
The Cougars had opportunities to take a lead late in the game but couldn't cash in and the Pirates had the final say with a 33-yard field goal to win the game as time expired.			
11/5	at Boise State	W 31-28	Fox Sports 2
BYU upset the Broncos 31-28 on the blue turf behind 377 passing yards from Jaren Hall and 157 receiving yards and two touchdowns by Puka Nacua, including the game winner with just over one minute to go.			
11/19	Utah Tech	W 52-26	BYUtv
Hall had a career day with 456 passing yards, 5 passing touchdowns and one on the ground to power a 52-26 win over Utah Tech on Senior Day at LaVell Edwards Stadium. Wideout Keanu Hill had three touchdowns in the first half.			
11/26	at Stanford	W 35-26	FS1
BYU ran for a season-high 358 yards against the Cardinal to put a finishing touch on the 2022 regular season with three consecutive wins. Chris Brooks led the way with 23 carries and 164 yards.			

ATHLETIC COMMUNICATIONS CONTACTS

Football Communications Director Brett Pyne
 Cell 801-367-1631
 Email brett_pyne@byu.edu
 Athletic Communications Manager (Credentials, Press Box) Kenny Cox
 Cell 801-420-7703
 Email kenny_cox@byu.edu
 Senior Manager - Athletic Communications (sideline) Duff Tittle
 Cell 801 372-4401
 Email duff_tittle@byu.edu
 Associate AD - Communications and Media Strategy
 (Athletic Director, Administration Requests) Jon McBride
 Email jonathanmcbride@byu.edu
 Media Relations Main Office 801-422-8948
 LaVell Edwards Stadium Press Box 801-422-2609
 Website www.byucougars.com
 Twitter @BYUCougars, @BYUGamenotes, @BYUCougarsPR
 Facebook facebook.com/byufootball
 Address SAB 331, Provo, UT 84602

2022 QUICK FACTS

Location Provo, Utah 84602
 Elevation 4,553 feet
 Enrollment 34,737
 Founded October 16, 1875
 Owned The Church of Jesus Christ of Latter-day Saints
 Nickname Cougars
 Mascot Cosmo the Cougar
 Colors Blue and White
 Stadium LaVell Edwards Stadium
 Surface Natural Grass
 BYU President Kevin J Worthen (BYU, 1982)
 Athletics Director Tom Holmoe (BYU, 1983)
 Head Coach Kalani Sitake (BYU, 2000)
 Seasons 7th year
 Career Record 55-34
 Record at BYU Same
 Defensive Set Multiple
 Offensive Set Multiple
 2022 Record 7-5
 2022 National Ranking/high Not Ranked (AP, Coaches)/12/14
 2021 Record 10-3
 2021 National Ranking/high 19/22 (AP, Coaches)/10
 Total Lettermen Returning/Lost 61/13
 Offensive Lettermen Returning/Lost 24/7
 Defensive Lettermen Returning/Lost 32/6
 Specialist Lettermen Returning/Lost 5/0
 Total Starters Returning/Lost 19/3
 Offensive Starters Returning/Lost 8/3
 Defensive Starters Returning/Lost 11/0
 Placekicker/Punter Starters Returning/Lost 2/0
 National Championships 1 (1984)
 Conference Championships 23 (last 2007)*
 Bowl Appearances 40 (Includes 2022)
 Bowl Record 16-22-1
 Last Bowl Appearance 2022 New Mexico Bowl
 Last Bowl Victory 2020 Boca Raton Bowl
 First Year of Football 49-23 vs. UCF
 First Year of Football 1922
 Total games played 1,072
 All-time Record 610-436-26 (.581)
 Total home games 487
 All-time Home Record 334-147-6 (.692)
 Total road games 526
 All-time Road Record 246-261-19 (.486)
 Total neutral games 59
 All-time Neutral Record 30-28-1 (.517)
 Total games as an independent 154
 All-time Independent Record 98-56 (.636)
 Total games at LaVell Edwards Stadium 338
 Stadium Record 256-83 (.757)



BRETT PYNE

Football Communications Director
 (Interview requests)
 Office: (801) 422-4912
 Cell: (801) 367-1631
 Email: brett_pyne@byu.edu
 @brettpyne



KENNY COX

Athletic Communications
 Manager (Credentials, Press box)
 Office: (801) 422-5202
 Cell: (801) 420-7703
 Email: kenny_cox@byu.edu
 @kennycoc



DUFF TITTLE

Senior Manager
 Athletic Communications (sideline)
 Office: (801) 422-4910
 Cell: (801) 372-4401
 Email: duff_tittle@byu.edu
 @duffittle

BYU MEDIA AVAILABILITY - NEW MEXICO BOWL WEEK (SUBJECT TO CHANGE)

MON 10/12 12:00 p.m. MT Head coach Kalani Sitake and select players media availability via Zoom	TUE 10/13 4:30 p.m. MT Offense/Defense Coaches and Players available after practice	WED 10/14 5 p.m. MT New Mexico Bowl Welcome Dinner (brief arrival interviews, photos) Main Event Entertainment	THU 10/15 12:30 p.m. MT Pre-practice interviews UNM Practice Field 5:30 p.m. MT Team Dinner & Competition Event (Video/Photo) Albuquerque Convention Center	FRI 10/16 10:15 a.m. MT New Mexico Bowl Kickoff Press Conference BYU and SMU Isleta Resort & Casino 4 p.m. MT New Mexico Pep Rally (Photo/Video) Old Town Plaza	SAT 10/17 BYU vs. SMU University Stadium ABC 5:30 p.m. MT Head coach Kalani Sitake and two players available at postgame press conference in person Tow Diem, 1st floor weight room
--	--	--	---	--	---

WEEKLY GAME NOTES

Thank you for your coverage of BYU football for the 2022 season. These game notes have been designed to provide local, regional and national media with useful information about the BYU football program, specific to this week's game. Additional information on BYU's history and tradition, along with much more in-depth team information can be found at BYUCougars.com. Should you need additional information such as photographs, video or other inquiries, please contact a member of the BYU Athletic Communications staff.

SOCIAL MEDIA

BYU Athletics Twitter : @BYUCougars
 BYU Football Twitter: @BYUFootball
 BYU Game Notes Twitter: @BYUGamenotes (Follow this account for the most up-to-date notes and milestones during games)
 BYU Athletic Communications: @BYUCougarsPR (Follow this account for news and press releases)
 Instagram: BYUCougars, BYUfootball
 Facebook: BYU Football
 Head coach Kalani Sitake: @kalanisitake
 Use the hashtags: #BYUFootball #GoCougars



[View the 2022 BYU FOOTBALL ALMANAC](#)

BYUCOUGARS.COM

Please visit byucougars.com for press releases, updated player and coach bios, statistics, game notes, press conference transcripts and schedules. In addition, the site features numerous video highlights, interviews and features posted daily.

COLLEGE PRESS BOX

Collegepressbox.com is the official media website for BYU football and all FBS schools. Users may access and download weekly game notes, quotes, statistics, media guides, headshots, logos and more for BYU and other FBS schools. Login information will be distributed to accredited media or you can apply for a password by sending an email to password@collegepressbox.com.

LIVE RADIO AND STREAMING

Listen to Greg Wrubell, Riley Nelson and Mitchell Juergens as they present radio play-by-play on BYU Radio. Broadcasts can be heard via BYU Radio SiriusXM 143/KSL Newsradio 1160 AM/102.7 FM and network affiliates in Utah and Idaho. Live audio is also streamed at BYURadio.org and on the BYU Radio App.

BYUtv PREGAME AND POSTGAME SHOWS

Watch the football pregame show Countdown to Kickoff two hours before every kickoff and after the game tune into BYU Football Postgame on BYUtv and byutv.org. Also tune into BYUtv and byutv.org for complete replays of every home game.

MEDIA AVAILABILITY

If you have a specific interview request for the week's availability sessions for defense and offense send to Brett Pyne (brett_pyne@byu.edu) no later than 24 hours before each media availability session. The requests help determine the interviews for the week in the general zoom or smaller group or individual Zoom depending on the requests and the player/coach availability.

ATHLETIC STAFF INTERVIEWS

Interview requests for director of athletics Tom Holmoe or any other member of the athletic administration should be directed to associate director of athletics for communications Jon McBride at jonathanmcbride@byu.edu.

POSTGAME MEDIA AVAILABILITY

After home games, postgame press conference will be conducted in person at LaVell Edwards Stadium. At the discretion of the visiting team, opponent interviews will be conducted in person in the visiting media room. Coach Sitake and select players will be available following the NCAA mandatory cooling off period. A direct video feed will also be sent to the press box from the BYU postgame press conference. A basic transcript of Sitake's comments from the postgame press conference will be provided with additional player quotes upon availability. For road games, BYU will conduct interviews either in-person as directed by site host.

POLICY REMINDERS

Other than during the recognized interview times indicated, interviews and information inquiries must be initiated and arranged through the Athletic Communications office prior to being conducted. Media members should not contact directly BYU players, coaches, support staff or other athletic department personnel for any reason. Some players may not be available depending on circumstances such as classes, exams or other obligations. We support and maintain the philosophy that reports submitted via blog, Twitter or any other form of social media or mass communication should maintain the same standards of professional conduct, judgment and ethics as would any reports broadcast or published by your organization under the scrutiny of standard professional editorial guidelines and principles. We request your cooperation in our efforts to maintain a professional environment.

2022 POSTSEASON HONORS

Kingsley Suamataia
 The Athletic Freshman All-America Second Team
 College Football News Freshman All-America Second Team

Blake Freeland
 Pro Football Focus All-America Third Team
 Associated Press All-America Third Team

Kody Epps
 College Football News Freshman All-America Honorable Mention

Micah Harper
 College Football News Freshman All-America Honorable Mention

College Football News Network

All-Independent Football Team Honors
 Offensive Player of the Year: Jaren Hall
 Quarterback of the Year: Jaren Hall
 Wide Receiver of the Year: Puka Nacua
 Offensive Lineman of the Year: Blake Freeland
 Offensive Line of the Year: BYU

First-Team All-Independent Offense

QB: Jaren Hall
 WR: Puka Nacua
 WR: Keanu Hill
 OT: Blake Freeland
 C: Connor Pay
 OT: Kingsley Suamataia

Second-Team All-Independent Offense

RB: Christopher Brooks
 TE: Isaac Rex
 FLEX: Kody Epps

Second-Team All-Independent Defense

LB: Max Tooley

All-Independent Special Teams Honors

Punter of the Year: Ryan Rehkow

First-Team All-Independent Special Teams

Punter: Ryan Rehkow

Second Team All-Independent Special Teams

Punt returner: Hobbs Nyberg

Academic All-District

Clark Barrington, OL
 Christopher Brooks, RB
 Ben Bywater, LB
 Talmage Gunther, WR
 Connor Pay, OL
 Keenan Pili, LB
 Ryan Rehkow, P
 Gabe Summers, DL

BOWL GAME HISTORY

APPEARANCES

BYU has made 39 previous bowl appearances with a record of 15–22–1. The Cougars have appeared in 20 different bowl games against 35 different opponents.

BOWL RECORDS

BYU's record in each bowl game:

Holiday Bowl (4–6–1), the Cotton Bowl Classic (1–0), the Las Vegas Bowl (3–3), the Copper Bowl (1–0), the Tangerine/Citrus Bowl (0–2), the Freedom Bowl (1–1), the Liberty Bowl (0–2), the Aloha Bowl (0–1), the Fiesta Bowl (0–1), the Motor City Bowl (0–1), the All-American Bowl (0–1), the New Mexico Bowl (1–0), the Armed Forces Bowl (1–0), the Poinsettia Bowl (2–0), Fight Hunger Bowl (0–1), the Miami Beach Bowl (0–1), the Famous Idaho Potato Bowl (1–0), Hawaii Bowl (0–1), Boca Raton Bowl (1-0), Independence Bowl (0-1)

BYU BOWLS BY THE NUMBERS

- 1** BYU's biggest bowl victory came in 1984 as the No. 1 ranked Cougars rallied from a 17-10 deficit in the fourth quarter to defeat Bo Schembechler's Michigan Wolverines 24-17. The win preserved a perfect 13-0 season and kept BYU at No. 1 in both the AP and UPI Coaches polls. On Jan. 2, 1985, BYU was crowned National Champions in all the polls. It's the only time in college football history that the eventual national champion played its bowl game prior to New Years Eve.
- 3** Only three quarterbacks have lead BYU to multiple wins in bowl games. Consensus All-American Jim McMahon lead a Cougars to back-to-back Holiday Bowl wins in 1980 and 1981, while Max Hall guided the Cougars to two bowl victories in 2007 and 2009, both at the Las Vegas Bowl. Zach Wilson went a perfect 18 of 18 in the 2018 Potato Bowl victory and led the Cougars to last year's Boca Raton Bowl win in 2020.
- 4** BYU longest consecutive bowl winning streak came between 2009 to 2012. The four-straight included wins over Oregon State, UTEP, Tulsa and San Diego State. Four is also the longest losing skid in BYU bowl history, which happened twice. The first four bowl games in 1974-76-78-79 and again in 1998-99-2001-2005.
- 11** Since going independent in football in 2011, the Cougars have been invited to play in 11 bowl games over the past 12 seasons. Of the 11, the Poinsettia (2012, 2016) is the only bowl BYU played in more than once.
- 39** Beginning with the Fiesta Bowl in 1974, BYU has appeared in 39 bowl games over the past 47 seasons. The Cougars have an overall record of 16-22-1.

BYU BOWL STATISTICS

YEAR	BOWL	OPPONENT	RESULT	RUSH ATT	RUSH YDS	RUSH TD	PASS ATT	PASS COMP	PASS YDS	PASS TD	INT	TOTAL YDS
1974	FIESTA	OKLAHOMA STATE	L 16-6	36	130	0	31	15	181	0	3	311
1976	TANGERINE	OKLAHOMA STATE	L 49-21	26	46	1	34	23	209	1	4	255
1978	HOLIDAY	NAVY	L 23-16	33	74	1	34	16	181	1	2	255
1979	HOLIDAY	INDIANA	L 38-37	30	140	2	43	28	380	2	3	520
1980	HOLIDAY	SMU	W 46-45	24	-2	2	49	32	446	4	1	444
1981	HOLIDAY	WASHINGTON ST	W 38-36	32	69	1	44	28	368	3	0	437
1982	HOLIDAY	OHIO STATE	L 47-17	18	60	0	46	28	352	2	1	412
1983	HOLIDAY	MISSOURI	W 21-17	25	106	1	37	25	328	2	3	434
1984	HOLIDAY	MICHIGAN	W 23-17	27	112	1	49	35	371	2	3	483
1985	CITRUS	OHIO STATE	L 10-7	22	88	0	50	26	261	1	4	349
1986	FREEDOM	UCLA	L 31-10	43	73	1	43	25	221	0	3	294
1987	ALL-AMERICAN	VIRGINIA	L 22-16	26	95	1	61	37	394	1	1	489
1988	FREEDOM	COLORADO	W 20-17	42	152	0	28	15	168	2	1	322
1989	HOLIDAY	PENN STATE	L 50-39	23	75	3	59	42	576	2	2	651
1990	HOLIDAY	TEXAS A&M	L 65-14	21	-12	0	32	15	197	2	1	185
1991	HOLIDAY	IOWA	T 13-13	33	80	0	44	29	350	2	1	430
1992	ALOHA	KANSAS	L 23-20	32	142	1	31	15	262	1	1	318
1993	HOLIDAY	OHIO STATE	L 28-21	25	50	0	44	25	389	3	1	439
1994	COPPER	OKLAHOMA	W 31-6	33	71	0	46	32	485	4	0	556
1996	COTTON	KANSAS STATE	W 19-15	36	59	0	36	21	291	2	1	350
1998	LIBERTY	TULANE	L 41-27	25	54	2	44	27	267	2	1	321
1999	MOTOR CITY	MARSHALL	L 21-3	30	-16	0	29	16	220	0	1	204
2001	LIBERTY	LOUISVILLE	L 28-10	32	84	1	38	18	192	0	3	276
2005	LAS VEGAS	CALIFORNIA	L 35-28	27	94	1	53	35	352	3	2	446
2006	LAS VEGAS	OREGON	W 38-8	31	173	3	47	28	375	2	2	548
2007	LAS VEGAS	UCLA	W 17-16	28	34	0	35	21	231	2	1	265
2008	LAS VEGAS	ARIZONA	L 31-21	32	116	2	46	30	328	1	1	444
2009	LAS VEGAS	OREGON STATE	W 44-20	35	116	2	30	19	192	3	0	308
2010	NEW MEXICO	UTEP	W 52-24	50	219	3	36	26	295	4	2	514
2011	ARMED FORCES	TULSA	W 24-21	40	94	1	40	17	250	3	2	344
2012	POINSETTIA	SAN DIEGO STATE	W 23-6	30	52	1	44	23	244	0	3	296
2013	FIGHT HUNGER	WASHINGTON	L 31-16	47	180	1	50	25	293	0	1	473
2014	MIAMI BEACH	MEMPHIS	L 55-48 2OT	42	77	2	49	23	348	3	3	425
2015	LAS VEGAS	UTAH	L 35-28	25	71	2	56	25	315	3	3	386
2016	POINSETTIA	WYOMING	W 24-21	35	216	2	15	8	96	1	1	312
2018	POTATO	WESTERN MICHIGAN	W 49-18	33	132	3	19	19	358	4	0	490
2019	HAWAII	HAWAII	L 38-34	40	231	4	41	24	274	0	2	505
2020	BOCA RATON	UCF	W 49-23	38	214	4	35	27	441	3	0	655
2021	INDENDENCE	UAB	L 31-28	35	199	4	23	15	195	0	0	394
	39 GAMES	35 OPPONENTS	16-22-1	1,242	3,948	52	1,551	938	11,676	71	64	15,540

BOWL FACTS AND FIGURES

Of BYU's 39 bowl appearances, 19 of them have been decided by a one-score margin or less, including four games in Sitake era — the 2016 Poinsettia Bowl (24-21 victory over Wyoming), 2019 Hawaii Bowl (38-34 loss to Hawaii), 2021 Independence Bowl (31-28 loss to UAB).

TAKING IT TO THE HOUSE Listed below are the longest scoring plays in BYU bowl history from various scoring categories:

- Passing: 70 yards – Aleva Hifo from Zach Wilson in the 2018 Famous Idaho Potato Bowl
- Rushing: 39 yards – Tyler Allgeier in the 2020 Boca Raton Bowl
- Interception return: 35 yards – Tom Holmoe in the 1981 Holiday Bowl
- Fumble return: 34 yards – Matt Bauman in the 2009 Las Vegas Bowl
- Kickoff return: 102 yards – Dave Lowry in the 1976 Citrus Bowl
- Punt return: 83 yards – Vai Sikahema in the 1980 Holiday Bowl
- Field goal: 45 yards – Justin Sorensen in the 2013 Fight Hunger Bowl and Trevor Sampson in the 2014 Miami Beach Bowl

THE HOLIDAY SEASON Bowl games tend to fall on or near one of the many holidays in December and January. Over the years, BYU has played on New Year's Eve twice (1998 Liberty Bowl, 2001 Liberty Bowl), New Year's Day once (1997 Cotton Bowl), Christmas Day once (1992 Aloha Bowl) and Christmas Eve once (2019 Hawaii Bowl).

OPPONENT BOWL STATISTICS

YEAR	BOWL	OPPONENT	RESULT	RUSH ATT	RUSH YDS	RUSH TD	PASS ATT	PASS COMP	PASS YDS	PASS TD	INT	TOTAL YDS
1974	FIESTA	OKLAHOMA ST	L 16-6	55	180	1	18	7	77	1	0	257
1976	TANGERINE	OKLAHOMA ST	L 49-21	70	375	6	10	3	38	0	0	413
1978	HOLIDAY	NAVY	L 23-16	58	214	1	14	8	138	1	0	352
1979	HOLIDAY	INDIANA	L 38-37	59	183	3	30	11	171	1	1	354
1980	HOLIDAY	SMU	W 46-45	66	393	4	11	6	53	1	0	446
1981	HOLIDAY	WASHINGTON ST	W 38-36	53	245	5	25	8	106	0	2	351
1982	HOLIDAY	OHIO STATE	L 47-17	66	329	6	19	11	132	0	0	461
1983	HOLIDAY	MISSOURI	W 21-17	64	266	2	16	7	86	0	2	352
1984	HOLIDAY	MICHIGAN	W 23-17	49	120	1	15	7	82	1	1	202
1985	CITRUS	OHIO STATE	L 10-7	42	133	0	36	19	196	0	0	329
1986	FREEDOM	UCLA	L 31-10	49	423	3	21	8	95	1	1	518
1987	ALL-AMERICAN	VIRGINIA	L 22-16	43	187	2	19	10	162	1	2	349
1988	FREEDOM	COLORADO	W 20-17	60	273	2	16	5	64	0	2	337
1989	HOLIDAY	PENN STATE	L 50-39	54	249	3	21	11	215	2	1	464
1990	HOLIDAY	TEXAS A&M	L 65-14	64	356	5	18	16	324	3	0	680
1991	HOLIDAY	IOWA	T 13-13	35	125	2	28	19	221	0	1	346
1992	ALOHA	KANSAS	L 23-20	50	169	1	24	12	200	1	0	369
1993	HOLIDAY	OHIO STATE	L 28-21	56	330	3	13	6	61	0	0	391
1994	COPPER	OKLAHOMA	W 31-6	33	72	1	30	13	163	0	1	235
1996	COTTON	KANSAS STATE	W 19-15	32	41	0	28	14	233	2	2	274
1998	LIBERTY	TULANE	L 41-27	41	252	2	38	23	276	2	0	528
1999	MOTOR CITY	MARSHALL	L 21-3	31	147	2	28	17	207	0	1	354
2001	LIBERTY	LOUISVILLE	L 28-10	37	58	1	28	19	228	3	1	286
2005	LAS VEGAS	CALIFORNIA	L 35-28	43	241	3	23	16	228	2	0	469
2006	LAS VEGAS	OREGON	W 38-8	30	94	0	34	16	166	1	2	260
2007	LAS VEGAS	UCLA	W 17-16	47	162	0	29	11	154	1	0	316
2008	LAS VEGAS	ARIZONA	L 31-21	28	91	2	35	24	325	2	0	416
2009	LAS VEGAS	OREGON STATE	W 44-20	27	88	2	47	22	217	1	1	305
2010	NEW MEXICO	UTEP	W 52-24	22	-12	0	33	14	245	3	3	233
2011	ARMED FORCES	TULSA	W 24-21	27	37	0	32	18	235	3	0	272
2012	POINSETTIA	SAN DIEGO ST.	W 23-6	39	119	0	29	12	144	0	3	263
2013	FIGHT HUNGER	WASHINGTON	L 31-16	43	190	2	27	18	129	1	1	319
2014	MIAMI BEACH	MEMPHIS	L 55-48 2OT	51	174	3	46	24	306	4	3	480
2015	LAS VEGAS	UTAH	L 35-28	47	126	3	16	9	71	0	0	197
2016	POINSETTIA	WYOMING	W 24-21	46	166	1	33	17	207	2	2	373
2018	POTATO	WESTERN MICHIGAN	W 49-18	39	138	2	37	20	175	0	1	313
2019	HAWAII	HAWAII	L 38-34	27	2	1	47	28	493	4	0	495
2020	BOCA RATON	UCF	W 49-23	43	194	1	45	21	217	2	0	411
2021	INDEPENDENCE	UAB	L 31-28	43	223	1	23	19	189	3	1	412
			TOTALS	1,769	7,153	77	1,042	559	6,536	49	35	14,182



DEFENSIVE DOMINANCE BYU defeated San Diego State 23-6 in the 2012 Poinsettia bowl behind the super-human performance of All-American Kyle Van Noy. The junior linebacker finished the night with two touchdowns, 3.5 tackles for loss, 1.5 sacks, a forced fumble, a fumble recovery for a score, an interception returned for a touchdown, eight tackles and a blocked punt. In all, Van Noy recored an amazing 7.5 disruptive plays in the box score and scored 12 of BYU's 23 points.



NEW MEXICO BOWL - vs. SMU MUSTANGS



Saturday, Dec. 17, 2022 | ABC

University Stadium (39,224) | Albuquerque, New Mexico

GENERAL INFO

University Established: 1911
 Enrollment: 12,373
 Location: Dallas, Texas
 Football Conference: American Athletic
 2022 Season: 7-5 (4-3), finished 4th place
 Conference Championships: 11
 National Championships: 3
 Bowl Game Appearances: 17
 All-Time Record: 526-562-54
 Consensus All-Americans: 56
 Heisman Trophy Winners: 1

COACHING STAFF

Head Coach: Rhett Lashlee

- 1st season as SMU Head Coach
- Miami OC/QB: 2020-21
- SMU OC/QB: 2018-19
- UConn OC/QB: 2017
- Auburn OC/QB: 2013-16
- Arkansas State OC/QB: 2012
- Samford OC/QB: 2011
- Auburn GA: 2009-10
- Arkansas GA: 2006
- Springdale HS QB: 2004-05

Defensive Coordinator: Scott Symons
 Offensive Coordinator: Casey Woods
 Assistant HC/WR/PGC: Rob Likens
 Special Teams Coord/Safeties: Craig Naivar
 Quarterbacks: Jonathan Brewer
 Outside LBs/Recruiting: Kyle Cooper
 Running Backs: Khenon Hall
 Cornerbacks/Def. PGC: Rickey Hunley Jr.
 OL/Run Game Coordinator: Garin Justice
 Defensive Line: Calvin Thibodeaux

BYU-SMU

All-Time Series: 3-0 (BYU leads)
 At BYU: 1-0
 At SMU: 1-0
 First Meeting: BYU won 46-45, 1980 Holiday Bowl, Dec. 19, 1980
 Last Meeting: BYU won 19-16, Sept. 27, 1997 at SMU


ALL-TIME RESULTS

- BYU 19, SMU 16 - 9/27/1997
- BYU 31, SMU 3 - 9/28/1996
- BYU 46, SMU 45 - 12/19/1980

Statistic	National Rank	Conference Rank	Value
3rd Down Conversion Pct (131 ranked)	17	3	0.470
3rd Down Conversion Pct Defense (131 ranked)	64	7	0.379
4th Down Conversion Pct (131 ranked)	36	6	0.588
4th Down Conversion Pct Defense (131 ranked)	118	11	0.647
Blocked Kicks (70 ranked)	9	1	4
Blocked Kicks Allowed (130 ranked)	1	1	0
Blocked Punts (30 ranked)			
Blocked Punts Allowed (129 ranked)	1	1	0
Completion Percentage (131 ranked)	37	5	0.643
Defensive TDs (67 ranked)	67	5	1
Fewest Penalties (131 ranked)	9	5	53
Fewest Penalties Per Game (131 ranked)	11	5	4.42
Fewest Penalty Yards (131 ranked)	22	7	517
Fewest Penalty Yards Per Game (131 ranked)	25	7	43.08
First Downs Defense (128 ranked)	103	9	268
First Downs Offense (131 ranked)	17	2	302
Fumbles Lost (131 ranked)	81	5	9
Fumbles Recovered (131 ranked)	44	6	8
Kickoff Return Defense (131 ranked)	126	11	26.00
Kickoff Returns (131 ranked)	63	7	20.11
Net Punting (131 ranked)	23	3	40.89
Passes Had Intercepted (130 ranked)	74	8	10
Passes Intercepted (131 ranked)	71	4	9
Passing Offense (131 ranked)	6	1	324.9
Passing Yards Allowed (131 ranked)	91	6	242.6
Passing Yards per Completion (131 ranked)	44	5	12.74
Punt Return Defense (131 ranked)	45	6	5.75
Punt Returns (131 ranked)	54	7	8.62
Red Zone Defense (131 ranked)	72	8	0.840
Red Zone Offense (131 ranked)	12	1	0.914
Rushing Defense (131 ranked)	121	9	203.2
Rushing Offense (131 ranked)	65	6	154.9
Sacks Allowed (131 ranked)	41	5	1.58
Scoring Defense (131 ranked)	123	10	34.7
Scoring Offense (131 ranked)	13	1	38.4
Tackles for Loss Allowed (131 ranked)	52	6	5.17
Team Passing Efficiency (131 ranked)	26	3	152.46
Team Passing Efficiency Defense (131 ranked)	91	6	136.70
Team Sacks (131 ranked)	63	5	2.17
Team Tackles for Loss (131 ranked)	85	7	5.2
Time of Possession (131 ranked)	119	10	27:26
Total Defense (131 ranked)	118	10	445.8
Total Offense (131 ranked)	12	2	479.8
Turnover Margin (131 ranked)	82	6	-0.17
Turnovers Gained (131 ranked)	62	5	17
Turnovers Lost (131 ranked)	83	7	19
Winning Percentage (128 ranked)	48	4	0.583


SMU 2022 SCHEDULE

Date	Opponent	Result
Sept. 3	at North Texas	W 48-10
Sept. 10	Lamar	W 45-16
Sept. 17	at Maryland	L 34-27
Sept. 24	TCU	L 42-34
Oct. 5	at UCF	L 41-19
Oct. 14	Navy	W 40-34
Oct. 22	Cincinnati	L 29-27
Oct. 29	at Tulsa	W 45-34
Nov. 5	Houston	W 77-63
Nov. 12	at South Florida	W 41-23
Nov. 17	at Tulane	L 59-24
Nov. 26	Memphis	W 34-31



BYU 46, SMU 45 - 1980 HOLIDAY BOWL

One observer said the 1980 Holiday Bowl was actually two ball games--a contest which lasted most of four quarters and another of four minutes duration. SMU controlled the "first game," leaving the Cougars behind 20 points with only minutes remaining. Unfortunately, many fans either turned off their TV sets or left the stadium in San Diego before the "second game" began. In the final four minutes, BYU surged to a stunning 46-45 win. For 56 minutes the Mustangs taught the Cougars a lesson in running the football. The Mustangs' two great running backs, Craig James and Eric Dickerson, rushed for a combined total of 335 yards. With 4:07 remaining in the game, SMU scored to go ahead, 45-25. From there the Cougars connected on a TD pass, recovered an on-side kick, scored on a one-yard run by Scott Phillips and blocked a punt. Finally, with three seconds left on the clock, Jim McMahon connected on a "Hail Mary" pass of 41 yards to Clay Brown. With the score tied, Kurt Gunther kicked the extra point to send BYU fans streaming onto the field. McMahon was 32 of 49 passes for 446 yards. It may have been the most exciting bowl game ever, with the Cougars getting 21 points in the final 2:33. Ironically, four passes on conversion attempts had failed before McMahon hit Phillips after the next-to-last touchdown to cut a 45-31 deficit to 45-39 and put the Cougars in a position to win the game with one more score. The 50-yard drive was set up when Todd Shell recovered a Brent Johnson on-side-kick at mid-field. SMU got the ball back with 1:57 but had to punt. The kick was blocked by defensive back Bill Schoepflin and recovered by the SMU punter, Eric Kaifes, with 13 seconds left. McMahon threw one incomplete pass intended for Brown and another for Lloyd Jones before unleashing the famous pass to Brown in the end zone with no time left on the clock. Kurt Gunther kicked the extra point and BYU completed one of the most epic comebacks in college football history.



INDEPENDENCE: THE FAREWELL TOUR

After finishing the 2021 season 10-3 and ranked in the final polls for the second-consecutive season, BYU enters its 12th and final season as an independent before moving into the Big 12 Conference in 2023. This season, the Cougars play four teams from Power 5 conferences in addition to Notre Dame. Following the season opener, BYU will face back-to-back preseason ranked teams in No. 10 Baylor and No. 11 Oregon. The Cougars will also match up with No. 5 Notre Dame and No. 19 Arkansas of the SEC. In addition to those ranked matchups, BYU also plays in-state foe Utah State along with Mountain West power Boise State. The Cougars also host Wyoming, East Carolina and Utah Tech and have road trips to Liberty and Stanford.

LAVELL EDWARDS STADIUM

LaVell Edwards Stadium with its 63,470-seat capacity is home to BYU football. Originally Cougar Stadium, it was built in 1964 and seated 30,000. It was expanded in 1982 to seat 65,000 permanent seats before official capacity became 63,470 after various refurbishments. For the 2012 season the stadium featured new video walls and LED ribbons on the north and south end zone stands.

Stadium record: 256-83 (.757)

2022: 4-2

MISSIONS

Brigham Young University is owned and operated by The Church of Jesus Christ of Latter-day Saints. The missionary emphasis of the Church is perhaps one of its most recognized characteristics.

Since the organization of the Church in 1830, over one million missionaries have served. The Church operates more than 400 missions around the world in over 150 nations speaking more than 160 languages. More than 53,000 missionaries representing the Church are serving proselytizing missions around the world. Most of the Church's proselytizing missionaries are young men between the ages of 18 and 26. A substantial number of young women and older couples also serve proselytizing missions. Missionaries work long hours — seven days a week for two years (or 18 months for women and couples) — teaching the Gospel of Jesus Christ and participating in community service.

About 65 percent of the current team has served a mission. Members of the team have served in 28 different countries and six of the seven continents around the globe. More than 30 members of the team (previous signees or on roster) are currently serving in the mission field.

HONOR CODE

BYU's Honor Code helps maintain this learning environment. Initiated by students in 1949, the Honor Code emphasizes being honest, living a chaste and virtuous life, abstaining from alcohol and tobacco, using clean language, and following other values in line with the doctrines of The Church of Jesus Christ of Latter-day Saints.

POLYNESIAN PIPELINE

The Polynesian Islands have become a hotbed for recruiting in recent years, but BYU has been one of the pioneers in bringing these players from Tonga, Samoa, the Hawaiian Islands and all of Polynesia to the forefront of college football since the early 1950s. About 40 members of the current roster are of Polynesian descent.

Some of BYU's most celebrated and decorated players have come from the Pacific islands, including All-Americans, national record holders, players who have gone on to compete in the NFL and now, several members of BYU's current coaching and support staff.

Kalani Sitake was named BYU's 14th head coach on Dec. 19, 2015, becoming the first Tongan head football coach in the NCAA. His staff includes Polynesians Fesi Sitake Harvey Unga, Nu'u Tafisi, Jack Damuni, Al Pupunu and Vince Feula.

FORMER PLAYERS ON STAFF

There are 14 former BYU football players on the football and athletic administration staff. Members of the staff were part of Cougar teams that won the 1980 "Miracle Bowl," the 1984 National Championship, 1996 Cotton Bowl along with many other accolades.

Tom Holmoe	DB	1978-82	Athletic Director
Kalani Sitake	RB/FB	1994, 97-00	Head Football Coach
Chad Lewis	TE	1993-96	Associate AD/Development
Lee Johnson	P	1980-84	Assistant Development Director
Robbie Bosco	QB	1981-85	Varsity Club/Development
Fui Vakapuna	RB	2002-03, 06-08	Assistant to the AD
Aaron Roderick	WR	1996-98	Pass Game Coordinator/Quarterbacks
Jernaro Gilford	DB	1999-03	Cornerbacks
Kelly Poppinga*	LB	2006-07	Special Teams Coordinator/Defensive Coach
Harvey Unga	RB	2006-09	Running backs
Jack Damuni	DB	1993-94	Director of Football Relations
Vince Feula	DL	2004-05	Football Analyst
Jan Jorgensen	DL	2005-2009	Football Analyst
Gavin Fowler	DB	2011, 14-18	Graduate Assistant/Defense/ST
Coleby Clawson	LB	2008-09	Director of Sports Performance

*new staff addition following 2022 regular season

FATHERS AND SONS

BYU has a family legacy unique to many other institutions. This year's squad features 15 players with fathers who also played football at BYU.

Cade Fennegen, QB	Garth Fennegen DB (1990-93)
Blake Freeland, OL	Jim Freeland, LB (1994, 95)
Jaren, Kyson Hall,	Kalin Hall, RB (1992-93)
Houston Heimuli, FB	Lakei Heimuli, RB (1983-86)
Brayden Keim, OL	Mike Keim, OL (1987-90)
Hobbs Nyberg, WR	Brent Nyberg, WR (1989-90)
Connor Pay, OL	Garry Pay, OL (1986, 89-92)
Isaac, Preston Rex,	Byron Rex, TE (1986, 89-92)
Quenton Rice, DB	Rodney Rice, DB (1986-88)
Chase Roberts, WR	Kyle Roberts, DB (1987, 90-93)
Gabe Summers, DL	Hyrum Summers (1996-98)
Carter Wheat, TE	Warren Wheat, OL (1985-87)
Payton Wilgar, LB	Dana Wilgar, DB (1973-76)

BROTHERS IN ARMS

BYU also has four sets of brothers on the current roster

Hall	Jaren (Jr., QB) and Kyson (Fr., WR)
Rex	Isaac (So., TE) and Preston (Fr., DB)
Riggs	Austin (So., LS) and Dalton (Fr., LS)
Wilson	Josh (Jr., LB) and Micah (Fr. LB)

AVERAGE AGE

With about 65 percent of BYU's team serving two-year missions for The Church of Jesus Christ of Latter-day Saints, several Cougar players do not begin their college careers until after serving. BYU's average age is 21.78 years old for the 2022 football season.

AP Top 25

RK	TEAM	REC	PTS	TREND
1	Georgia (62)	13-0	1574	-
2	Michigan (1)	13-0	1513	-
3	TCU	12-1	1430	-
4	Ohio State	11-1	1398	↑1
5	Alabama	10-2	1285	↑1
6	Tennessee	10-2	1233	↑1
7	Utah	10-3	1110	↑5
8	USC	11-2	1068	↓4
9	Penn State	10-2	1063	↓1
10	Clemson	11-2	1042	-
11	Kansas State	10-3	1032	↑2
12	Washington	10-2	933	↓3
13	Florida State	9-3	708	↑1
14	Tulane	11-2	681	↑4
15	Oregon	9-3	670	-
16	LSU	9-4	660	↓5
17	Oregon State	9-3	644	↓1
18	UCLA	9-3	570	↓1
19	Notre Dame	8-4	394	-
20	South Carolina	8-4	382	-
21	Texas	8-4	305	-
22	UTSA	11-2	227	↑1
23	Troy	11-2	158	NR
24	Mississippi State	8-4	119	↑1
25	NC State	8-4	59	NR

[Complete Rankings](#)

Others receiving votes: North Carolina 39, UCF 36, Cincinnati 32, Ole Miss 27, Fresno State 25, Purdue 17, South Alabama 17, Illinois 11, Boise State 6, Pittsburgh 4, Minnesota 2, James Madison 1

Dropped from rankings: UCF 22, North Carolina 24

AFCA Coaches Poll

RK	TEAM	REC	PTS	TREND
1	Georgia (59)	13-0	1523	-
2	Michigan (2)	13-0	1466	-
3	Ohio State	11-1	1359	↑2
4	TCU	12-1	1353	↓1
5	Alabama	10-2	1282	↑1
6	Tennessee	10-2	1116	↑2
7	Penn State	10-2	1074	-
8	USC	11-2	1054	↓4
9	Kansas State	10-3	1050	↑1
10	Utah	10-3	1044	↑2
11	Clemson	11-2	1003	-
12	Washington	10-2	864	↓3
13	Florida State	9-3	741	↑1
14	Oregon	9-3	661	↑1
15	LSU	9-4	635	↓2
16	Oregon State	9-3	629	-
17	Tulane	11-2	591	↑1
18	UCLA	9-3	541	↓1
19	South Carolina	8-4	354	↑1
20	Notre Dame	8-4	323	↓1
21	Texas	8-4	300	-
22	UTSA	11-2	206	↑2
23	Mississippi State	8-4	139	↑2
24	Troy	11-2	132	NR
25	North Carolina	9-4	95	↓3

[Complete Rankings](#)

Others receiving votes: NC State 60, Ole Miss 44, UCF 43, Fresno State 37, Pittsburgh 28, Air Force 17, South Alabama 14, Purdue 12, Cincinnati 10, Minnesota 7, Duke 6, Coastal Carolina 5, Illinois 4, Boise State 3

Dropped from rankings: UCF 23

INDEPENDENTS SNAPSHOT

BYU is one of seven FBS Independent teams. Here is a look at how the Cougars and the other independents did last week.

Team	W-L	Last game	Next Game
Liberty	8-4	L 49-14 vs. New Mexico St.	vs. Toledo
Notre Dame	8-4	L 38-27 at USC	vs. South Carolina
BYU	7-5	W 35-26 at Stanford	vs. SMU
UConn	6-6	L 34-17 at Army	vs. Marshall
Army	6-6	W 20-17 vs. Navy	-
New Mexico St.	6-6	W 65-3 vs. Valpo	vs. Bowling Green
UMass	1-11	L 44-7 vs. Army	-

OFFENSE

DEFENSE

QB	3	Jaren Hall	6-1	205	R-Jr.	SE	91	Earl Tuioti-Mariner	6-4	288	R-Sr.
	11	Cade Fennegan	6-2	199	R-Fr.		-or- 94	John Nelson	6-4	275	So.
	5	Sol-Jay Malava-Peters	6-1	200	R-Fr.			Blake Mangelson	6-5	260	So.
							-or- 51	Alden Tofa	6-4	277	R-Sr.
RB	2	Chris Brooks	6-1	230	Sr.						
	7	Hinckley Ropati	5-10	215	Jr.	DE	92	Tyler Batty	6-5	275	So.
	-or- 19	Miles Davis	6-2	210	R-Fr.		51	Alden Tofa	6-4	277	R-Sr.
WR	20	Brayden Cosper	6-3	205	R-Jr.	T	98	Gabe Summers	6-2	295	R-Jr.
	23	Hobbs Nyberg	5-11	190	So.		-or- 55	Lorenzo Fauatea	6-4	310	R-Sr.
							96	Bruce Mitchell	6-4	300	Fr.
WR	12	Puka Nacua	6-2	210	Jr.		-or- 97	Hunter Greer	6-5	275	R-Fr.
	27	Chase Roberts	6-4	200	Fr.						
WR	1	Keanu Hill	6-4	215	R-So.	N	95	Caden Haws	6-2	320	R-So.
	20	Brayden Cosper	6-3	205	R-Jr.		62	Atunaisa Mahe	6-1	310	R-Jr.
TE	83	Isaac Rex	6-6	250	R-So.	OE	92	Tyler Batty	6-5	275	So.
	97	Ethan Erickson	6-5	230	R-Fr.		51	Alden Tofa	6-4	277	R-Sr.
							58	Aisea Moa	6-3	245	Fr.
LT	71	Blake Freeland	6-8	305	Jr.	WILL	2	Ben Bywater	6-3	230	R-So.
	72	Sione Veikoso	6-7	305	R-Fr.		10	Morgan Pyper	6-2	220	R-Jr.
LG	56	Clark Barrington	6-5	305	R-Jr.	FLASH	53	Fisher Jackson	6-5	245	So.
	75	Sam Dawe	6-3	303	Fr.		48	Bodie Schoonover	6-4	240	Fr.
C	70	Connor Pay	6-5	312	So.	MIKE	45	Pepe Tanuvasa	6-1	245	R-Sr.
	52	Joe Tukuafu	6-4	300	R-Sr.		34	Josh Wilson	6-0	215	So.
							-or- 46	Logan Pili	6-1	223	Fr.
RG	52	Joe Tukuafu	6-4	300	R-Sr.	ROVER	13	Jackson Kaufusi	6-2	226	R-So.
	60	Tyler Little	6-7	295	So.		43	Micah Wilson	6-3	210	Fr.
RT	78	Kingsley Suamataia	6-6	325	R-Fr.	CINCO	7	George Udo	6-1	200	Jr.
	59	Lisala Tai	6-7	336	Jr.		-or- 17	Matt Criddle	6-1	195	R-Sr.

SPECIALISTS

KOK	39	Jake Oldroyd	6-1	195	R-Jr.	CB	11	Gabe Jeudy-Lally	6-2	185	R-So.
	37	Justen Smith	6-2	195	R-Fr.		5	D'Angelo Mandell	6-1	192	Sr.
	99	Cash Peterman	6-0	200	R-Fr.		20	Jacob Boren	5-9	180	Jr.
PK	39	Jake Oldroyd	6-1	195	R-Jr.	CB	18	Kaleb Hayes	6-0	195	R-Sr.
	37	Justen Smith	6-2	195	R-Fr.		0	Jakob Robinson	5-11	165	So.
	99	Cash Peterman	6-0	200	R-Fr.		19	Mory Bamba	6-3	190	Jr.
H	24	Ryan Rehkow	6-6	232	So.						
	36	Talmage Gunther	6-0	195	R-So.						
	28	Hayden Livingston	6-1	205	R-Jr.						
LS	87	Britton Hogan	6-3	200	R-Jr.						
	54	Dalton Riggs	6-4	230	Fr.						
P	24	Ryan Rehkow	6-6	232	So.						
	99	Cash Peterman	6-0	200	R-Fr.						
KRET	23	Hobbs Nyberg	5-11	190	So.						
	36	Talmage Gunther	6-0	195	R-So.						
PRET	23	Hobbs Nyberg	5-11	190	So.						
	36	Talmage Gunther	6-0	195	R-So.						

2022 BYU SCORING DRIVES

QTR	DPP.	SCORING PLAY	PLAYS-YDS-TOP
1	USF	Puka Nacua 75-yard rush (Jake Oldroyd kick)	1-75-0:11
1	USF	Puka Nacua 5-yard rush (Jake Oldroyd kick)	10-65-4:01
1	USF	Max Tooley 33-yard interception return (Jake Oldroyd kick)	--
1	USF	Keanu Hill 21-yard pass from Jaren Hall (Jake Oldroyd kick)	6-82-2:43
2	USF	Dallin Holker 13-yard pass from Jaren Hall (Jake Oldroyd kick)	8-65-3:30
2	USF	Jake Oldroyd 39-yard field goal	6-19-2:38
3	USF	Team SAFETY	--
3	USF	Chris Brooks 52-yard rush (Jake Oldroyd kick)	4-76-2:00
4	USF	Jake Oldroyd 37-yard field goal	11-55-6:54
1	BAYLOR	Jake Oldroyd 27-yard field goal	11-65-3:29
2	BAYLOR	Chase Roberts 20-yard pass from Jaren Hall (Jake Oldroyd kick)	8-75-1:35
3	BAYLOR	Jake Oldroyd 39-yard field goal	13-54-4:38
3	BAYLOR	Jaren Hall 22-yard pass from Chase Roberts (Jake Oldroyd kick)	5-54-2:36
OT2	BAYLOR	Lopini Katoa 3-yard rush (pass failed)	4-25
2	OREGON	Isaac Rex 28-yard pass from Jaren Hall (Jake Oldroyd kick)	10-75-4:33
4	OREGON	Kody Epps 18-yard pass from Jaren Hall (Jake Oldroyd kick)	7-55-2:44
4	OREGON	Chris Brooks 2-yard rush (pass failed)	4-25-1:52
1	WYOMING	Chris Brooks 6-yard rush (Jake Oldroyd kick)	4-91-1:35
2	WYOMING	Brayden Cospier 3-yard pass from Jaren Hall (Jake Oldroyd kick)	13-76-3:28
3	WYOMING	Kody Epps 3-yard pass from Jaren Hall (Jake Oldroyd kick)	9-83-5:07
3	WYOMING	Keanu Hill 9-yard pass from Jaren Hall (Jake Oldroyd kick)	9-67-4:24
4	WYOMING	Keanu Hill 68-yard pass from Jaren Hall (Jake Oldroyd kick)	3-72-1:36
4	WYOMING	Justen Smith 25-yard field goal	5-67-1:51
1	UTAH STATE	Keanu Hill 31-yard pass from Jaren Hall (Jake Oldroyd kick)	2-65-0:34
1	UTAH STATE	Max Tooley 34-yard interception return (Jake Oldroyd kick)	--
2	UTAH STATE	Jake Oldroyd 45-yard field goal	8-47-2:32
3	UTAH STATE	Ethan Erickson 14-yard pass from Jaren Hall (Jake Oldroyd kick)	6-70-2:34
3	UTAH STATE	Kody Epps 8-yard pass from Jaren Hall (Jake Oldroyd kick)	7-75-3:51
4	UTAH STATE	Chris Brooks 18-yard rush (Jake Oldroyd kick)	6-44-3:04
1	NOTRE DAME	Kody Epps 2-yard pass from Jaren Hall (Justen Smith kick missed)	7-26-3:49
3	NOTRE DAME	Kody Epps 53-yard pass from Jaren Hall (Justen Smith kick)	5-75-2:38
4	NOTRE DAME	Chris Brooks 28-yard rush (Justen Smith kick)	10-87-4:41
1	ARKANSAS	Isaac Rex 4-yard pass from Jaren Hall (Justen Smith kick)	10-82-4:57
1	ARKANSAS	Kody Epps 21-yard pass from Jaren Hall (Justen Smith kick missed)	4-75-1:26
2	ARKANSAS	Puka Nacua 5-yard rush (Keanu Hill pass from Jaren Hall)	7-75-2:31
3	ARKANSAS	Puka Nacua 3-yard rush (Jake Oldroyd kick)	10-75-5:07
3	ARKANSAS	Puka Nacua 33-yard pass from Jaren Hall (Jake Oldroyd kick)	10-75-4:09
1	LIBERTY	Puka Nacua 46-yard pass from Jaren Hall (Jake Oldroyd kick)	6-76-3:07
1	LIBERTY	Isaac Rex 20-yard pass from Jaren Hall (Jake Oldroyd kick)	2-27-0:43
1	ECU	Jake Oldroyd 36-yard field goal	9-41-4:21
2	ECU	Lopini Katoa 24-yard run (Jake Oldroyd kick)	10-92-5:56
2	ECU	Puka Nacua 30-yard pass from Jaren Hall (Jake Oldroyd kick)	8-79-3:07
3	ECU	Chase Roberts 2-yard pass from Jaren Hall (Jake Oldroyd kick)	11-75-5:02
1	BOISE STATE	Jaren Hall 3-yard rush (Jake Oldroyd kick)	12-75-6:12
3	BOISE STATE	Jake Oldroyd 25-yard field goal	8-66-3:59
3	BOISE STATE	Puka Nacua 24-yard pass from Jaren Hall (Jake Oldroyd kick)	7-83-2:26
4	BOISE STATE	Hinckley Ropati 48-yard pass from Jaren Hall (Jake Oldroyd kick)	4-64-1:29
4	BOISE STATE	Puka Nacua 6-yard pass from Jaren Hall (Jake Oldroyd kick)	9-75-4:42
2	UTAH TECH	Keanu Hill 30-yard pass from Jaren Hall (Jake Oldroyd kick)	4-55-2:03
2	UTAH TECH	Chase Roberts 59-yard pass from Jaren Hall (Jake Oldroyd kick)	3-82-1:09
2	UTAH TECH	Keanu Hill 45-yard pass from Jaren Hall (Jake Oldroyd kick)	4-55-1:54
2	UTAH TECH	Keanu Hill 4-yard pass from Jaren Hall (Jake Oldroyd kick)	10-84-2:17
3	UTAH TECH	Jaren Hall 10-yard run (Jake Oldroyd kick)	8-55-3:41
4	UTAH TECH	Isaac Rex 32-yard pass from Jaren Hall (Jake Oldroyd kick)	3-58-0:57
4	UTAH TECH	Jake Oldroyd 32-yard field goal	10-46-5:10
4	UTAH TECH	Terrance Fall 25-yard run (Cash Peterman kick)	4-39-1:01
1	STANFORD	Jaren Hall 19-yard run (Jake Oldroyd kick)	7-75-3:12
1	STANFORD	Hinckley Ropati 43-yard run (Jake Oldroyd kick)	7-75-2:57
2	STANFORD	Isaac Rex 43-yard pass from Jaren Hall (Jake Oldroyd kick)	5-76-2:46
2	STANFORD	Isaac Rex 1-yard pass from Jaren Hall (Jake Oldroyd kick)	11-73-5:45
4	STANFORD	Puka Nacua 25-yard run (Jake Oldroyd kick)	10-87-5:28

MOST PLAYS IN A SCORING DRIVE: 13 (Baylor)
 MOST YARDS IN SCORING DRIVE: 92 (ECU)
 MOST TIME ELAPSED IN A SCORING DRIVE: 6:54 (USF)
 FEWEST PLAYS IN A SCORING DRIVE: 1 (USF)
 FEWEST YARDS IN SCORING DRIVE: 19 (USF)
 LEAST TIME ELAPSED IN SCORING DRIVE: 0:11 (USF)

Scoring by quarter	1st	2nd	3rd	4th	OT	Total
BYU	109	98	92	78	6	383
Opponents	56	133	87	84	0	360

2022 BYU SUPERLATIVES

Overall record	7-5
Current streak	Won 3
Home record	4-2
Current home streak	Won 1
Road record	3-2
Current road streak	Won 2
Neutral record	0-1
Current neutral streak	Lost 2
Day games	1-3
Current day streak	Won 1
Night games	6-2
Current night streak	Won 2
Thursday games	1-0
Current Thursday streak	Won 1
Friday games	0-1
Current Friday streak	Lost 1
BYU wins toss	1-1
BYU loses toss	5-5
BYU scores first	4-1
Opp. scores first	2-4
BYU leads after 1Q	5-4
BYU trails after 1Q	1-1
Tied after 1Q	1-0
BYU leads at half	5-0
BYU trails at half	0-4
Tied at the half	2-1
BYU leads after 3Q	6-0
BYU trails after 3Q	0-4
Tied after 3Q	0-1
OT Games	1-0
BYU has more yards	7-0
Opp. has more yards	0-5
Yards even	0-0
BYU has more turnovers	1-1
Opp. has more turnovers	2-2
Turnovers are equal	4-2
Record in August	0-0
Streak	-
Record in September	4-1
Streak	Won 1
Record in October	0-4
Streak	Lost 4
Record in November	3-0
Streak	Won 8
Vs. top-25 teams	1-1
Streak	Lost 1
Vs. non-ranked teams	6-3
Streak	Won 3
On ESPN	2-1
On ESPN2	1-1
On ESPN3	1-1
On ESPN3	0-0
On ESPNWS	0-0
On ESPN+	0-0
On ABC	0-0
On NBC	0-1
On FOX	0-1
On Fox Sports	1-0
On Fox Sports 2	1-0
On CBS Sports	0-0
On SEC Network	0-0
On BYUtV	1-0
Royal/White	1-1
Royal/Royal	2-0
Navy/White	0-0
Navy/Navy	1-0
White/White (Royal)	1-2
White/White (Navy)	1-0
White/Royal	1-1
White/Navy	0-0
Black/Black	0-1

Statistic	National Conference Rank		Value
	Rank	Rank	
3rd Down Conversion Pct (131 ranked)	29	2	0.448
3rd Down Conversion Pct Defense (131 ranked)	120	7	0.450
4th Down Conversion Pct (131 ranked)	130	7	0.261
4th Down Conversion Pct Defense (131 ranked)	83	6	0.542
Blocked Kicks (70 ranked)			
Blocked Kicks Allowed (130 ranked)	1	1	0
Blocked Punts (30 ranked)			
Blocked Punts Allowed (129 ranked)	1	1	0
Completion Percentage (131 ranked)	21	1	0.658
Defensive TDs (67 ranked)	29	1	2
Fewest Penalties (131 ranked)	54	3	70
Fewest Penalties Per Game (131 ranked)	58	3	5.83
Fewest Penalty Yards (131 ranked)	65	3	644
Fewest Penalty Yards Per Game (131 ranked)	66	3	53.67
First Downs Defense (128 ranked)	95	7	264
First Downs Offense (131 ranked)	43	1	269
Fumbles Lost (131 ranked)	6	1	3
Fumbles Recovered (131 ranked)	117	6	4
Kickoff Return Defense (131 ranked)	101	6	22.18
Kickoff Returns (131 ranked)	61	2	20.24
Net Punting (131 ranked)	13	1	41.44
Passes Had Intercepted (130 ranked)	16	2	6
Passes Intercepted (131 ranked)	94	6	7
Passing Offense (131 ranked)	32	1	266.6
Passing Yards Allowed (131 ranked)	85	7	235.7
Passing Yards per Completion (131 ranked)	40	3	12.80
Punt Return Defense (131 ranked)	50	2	6.00
Punt Returns (131 ranked)	34	2	9.77
Red Zone Defense (131 ranked)	94	5	0.875
Red Zone Offense (131 ranked)	108	7	0.786
Rushing Defense (131 ranked)	98	5	174.0
Rushing Offense (131 ranked)	52	5	173.9
Sacks Allowed (131 ranked)	10	1	1.00
Scoring Defense (131 ranked)	100	6	30.0
Scoring Offense (131 ranked)	41	1	31.9
Tackles for Loss Allowed (131 ranked)	18	2	4.25
Team Passing Efficiency (131 ranked)	9	1	161.14
Team Passing Efficiency Defense (131 ranked)	116	7	147.02
Team Sacks (131 ranked)	130	7	1.08
Team Tackles for Loss (131 ranked)	129	7	3.8
Time of Possession (131 ranked)	87	6	28:58
Total Defense (131 ranked)	93	7	409.7
Total Offense (131 ranked)	33	1	440.5
Turnover Margin (131 ranked)	55	2	0.17
Turnovers Gained (131 ranked)	124	7	11
Turnovers Lost (131 ranked)	5	1	9
Winning Percentage (128 ranked)	48	3	0.583

Statistic	Player	National Conference Rank		Value
		Rank	Rank	
All Purpose (200 ranked)	Puka Nacua	92	3	92.67
	Christopher Brooks	131	5	82.70
Blocked Kicks (5 ranked)				
Combined Kick Returns (199 ranked)	Hobbs Nyberg	21	2	478
Completion Percentage (112 ranked)	Jaren Hall	27	1	0.660
Completions Per Game (100 ranked)	Jaren Hall	36	1	20.67
Field Goal Percentage (112 ranked)	Jacob Oldroyd	102	5	0.615
Field Goals Per Game (138 ranked)	Jacob Oldroyd	111	5	0.67
Forced Fumbles (11 ranked)				
Fumbles Recovered (22 ranked)				
Interceptions Per Game (125 ranked)				
Kickoff Return TDs (2 ranked)				
Kickoff Returns (58 ranked)	Hobbs Nyberg	30	2	22.7
Passes Defended (27 ranked)				
Passing Efficiency (112 ranked)	Jaren Hall	11	1	160.8
Passing TDs (161 ranked)	Jaren Hall	9	1	31
Passing Yards (130 ranked)	Jaren Hall	21	1	3,171
Passing Yards Per Game (130 ranked)	Jaren Hall	24	1	264.2
Passing Yards per Completion (112 ranked)	Jaren Hall	35	1	12.79
Points Responsible For (199 ranked)	Jaren Hall	12	1	21.7
Points Responsible For Per Game (200 ranked)	Jaren Hall Puka Nacua	13 189	1 7	17.7 6.7
Punt Return TDs (6 ranked)				
Punt Returns (46 ranked)				
Punting (88 ranked)				
Receiving TDs (170 ranked)	Keanu Hill	47	2	7
	Kody Epps	74	3	6
	Isaac Rex	74	3	6
	Puka Nacua	113	6	5
Receiving Yards (200 ranked)	Puka Nacua	129	3	625
	Keanu Hill	166	4	572
Receiving Yards Per Game (200 ranked)	Puka Nacua	62	2	69.4
	Keanu Hill	181	4	47.7
Receptions Per Game (200 ranked)	Puka Nacua	55	3	5.3
Rush Yards Per Carry (151 ranked)	Christopher Brooks	10	2	6.57
Rushing TDs (172 ranked)	Christopher Brooks	172	10	5
	Puka Nacua	172	10	5
Rushing Yards (200 ranked)	Christopher Brooks	87	4	729
Rushing Yards Per Game (200 ranked)	Christopher Brooks	63	2	72.9
Sacks (150 ranked)				
Scoring (199 ranked)	Puka Nacua	88	2	6.7
	Jacob Oldroyd	149	7	5.5
Solo Tackles (25 ranked)				
Tackles For Loss (19 ranked)				
Total Interceptions (38 ranked)	Max Tooley	38	4	3
Total Offense (200 ranked)	Jaren Hall	19	1	293.4
	Christopher Brooks	187	10	72.9
Total Points Scored (137 ranked)	Jacob Oldroyd	137	5	66
Total Tackles (500 ranked)	Ben Bywater	122	8	7.2
	Keenan Pili	384	16	5.2
	Micah Harper	442	19	4.8
Total Touchdowns (122 ranked)	Puka Nacua	67	3	10
Yards per Pass Attempt (112 ranked)	Jaren Hall	27	1	8.43
Yards per Reception (200 ranked)	Chase Roberts	52	2	16.71
	Keanu Hill	76	3	15.89
	Puka Nacua	199	7	13.02
	Brayden Cosper	200	8	13.00

BYU BY THE NUMBERS

- 161.1** The Cougar passing attack has been efficient with an efficiency rating of 161.1, ranked No. 9 at the end of the regular season.
- 250+** Jaren Hall had a stretch of nine consecutive games passing for 250 yards end against Notre Dame. He has thrown for 250+ in 14 of his last 19 games.
- 10** Puka Nacua leads the team with 10 total touchdowns, five receiving and five on the ground. He ranks No. 67 nationally among all players in total touchdowns.
- 9** BYU has lost just nine turnovers this year, ranking No. 5 nationally. The Cougars have 6 interceptions and 3 fumbles to account for their giveaways this year.
- 10+** BYU is No. 27 nationally with 131 passing plays of 10 yards or more. The Cougars are No.14 in passing plays of 20 yards or more with 53.

- 5** Against Utah Tech, CB Kaleb Hayes made his 19th PBU in 23 games the past 2 years. He is No. 5 on BYU's career PBU list and needs 1 more PBU to tie Preston Hadley for No. 4.
- 26** With two defensive TDs, BYU is tied for No. 11 for the most pick-sixes in 2022. LB Max Tooley is credited with both scores, returning 2 of his 3 interceptions (at USF & vs. Utah State) for TDs of 33 and 34 yards, respectively. Tooley also had a pick vs. Notre Dame. His 3 picks ranks No. 38 overall and is tied for No. 2 by any linebackers.
- 20** BYU has had 20 different defensive players miss games this season due to injuries. The number of injuries has contributed to 23 different Cougars starting on the defensive side of the ball, while 47 defensive players have recorded a stat during action in 2022.
- 53** BYU's defense surrendered a season-low 53 rushing yards to Stanford in the 35-26 win vs. the Cardinal. BYU's season-low passing yards allowed was 137 vs. Baylor in its 26-20 OT victory at home over its future Big 12 foe.
- 332** Jake Oldroyd went 5 for 5 on PATs vs. Stanford. He is at 332 career points, ranking No. 3 in school history. Mitch Payne ranks No. 1 at 334 and Owen Pochman ranks No. 2 at 333.


OFFENSIVE PLAYER NOTES					<i>Career GP</i>	<i>Career GS</i>	<i>2022 GP</i>	<i>2022 GS</i>	<i>Notables</i>
QUARTERBACK									
3	HALL, Jaren	6-1	205	R-Jr.	31	24	12	12	Only third BYU QB to throw for 3,000 and rush for 300 in the same season
11	FENNEGAN, Cade	6-2	190	R-Fr.	3*	0	0	0	Transfer from Boise State, scout team QB in 2021, played against BYU in 2020
5	MAIWA-PETERS, Sol-Jay	6-1	200	R-Fr.	3	0	0	0	Rated No. 23 dual-threat QB in 2019 by 247Sports
RUNNING BACK									
2	BROOKS, Christopher	6-1	230	Sr.	50*	23*	10	7	Transfer from Cal, ran for 164 yards at Stanford
4	KATO, Lopini	6-1	210	R-Sr.	57	14	10	4	2,908 career all-purpose yards, 27 career touchdowns
19	DAVIS, Miles	6-2	210	R-Fr.	14	0	8	0	Breakout performance vs. Wyoming with 131 rushing yards
7	ROPATI, Hinckley	5-10	215	Jr.	15	1	10	1	Ran 9 times for 85 yards and a 43-yard TD against Stanford
WIDE RECEIVERS									
18	ROMNEY, Gunner	6-2	195	Sr.	44	27	2	2	122 receptions, 1,959 yards, 9 TDs in career, 16.1 yards per reception
12	NACUA, Puka	6-2	205	Jr.	21	14	9	7	Rated No. 6 nationally by PFF through week 12 with an 89.8 grade
1	HILL, Keanu	6-4	215	R-So.	36	11	12	10	Two 100-yard games in 2022, scored 3 TDs vs. Utah Tech
27	ROBERTS, Chase	6-4	200	R-Fr.	10	2	10	2	3,709 receiving yards and 40 TDs at American Fork HS, 2019 UA All-American
20	COSPER, Brayden	6-3	205	R-Jr.	25	7	12	6	Caught first TD vs. Wyoming
0	EPPS, Kody	5-11	185	R-Fr.	14	5	8	5	39 receptions, 459 yards and six touchdowns before injury
TIGHT END/FULLBACK									
83	REX, Isaac	6-6	250	R-So.	39	30	12	11	21 career receiving TDs (12 in 2020 tied for national lead), Freshman AA
13	WAKE, Masen	6-1	260	Jr.	46	16	11	4	14 receptions for 148 yards and 1 TD with 1 rushing TD in 2021
OFFENSIVE LINE									
71	FREELAND, Blake	6-8	305	Jr.	43	40	12	12	Preseason All-American, former HS basketball star, QB and TE at Herriman
56	BARRINGTON, Clark	6-6	305	R-Jr.	45	39	12	12	Preseason All-American, 2nd/3rd Team AA in 2021
70	PAY, Connor	6-5	312	So.	30	20	10	10	Starts at guard and center, father Garry played OL at BYU 89-92 and in NFL
76	LaCHANCE, Harris	6-8	310	R-Jr.	44	16	12	12	Plays guard and tackle, starting 4 games at RT in 2021
78	SUAMATAIA, Kingsley	6-6	325	R-Fr.	12*	11	11	11	5-star recruit transfer from Oregon, The Athletic Frosh All-America in 2022
52	TUKUAFU, Joe	6-4	300	R-Sr.	35	17	10	3	Originally committed as TE, has started games at TE, guard and center
64	KEIM, Brayden	6-8	305	R-So.	15	2	9	0	Started games at Georgia Southern and USC, basketball star and TE commit
59	TAI, Lisala	6-7	336	Jr.	1	0	1	0	Transfer from Snow College, No. 4 JUCO offensive tackle

*includes games/starts at previous FBS school

2022 OFFENSIVE STARTERS

GAME	QB	RB/WR	RB/WR/TE	WR/TE	WR/TE	WR/TE	WR/TE	LT	LG	C	RG	RT
at USF	Hall	Brooks	Nacua	Hill	Wake	Holker	Freeland	Cl. Barrington	Pay	LaChance	Suamataia	
Baylor	Hall	Brooks	Roberts	Cosper	Epps	Rex	Freeland	Cl. Barrington	Pay	LaChance	Suamataia	
at Oregon	Hall	Brooks	Roberts	Hill	Wake	Rex	Freeland	Cl. Barrington	Pay	LaChance	Suamataia	
Wyoming	Hall	Katoa	Cosper	Hill	Epps	Rex	Freeland	Cl. Barrington	Pay	LaChance	Suamataia	
Utah State	Hall	Brooks	Cosper	Hill	Romney	Rex	Freeland	Cl. Barrington	Pay	LaChance	Suamataia	
vs. Notre Dame	Hall	Katoa	Nacua	Romney	Wake	Rex	Freeland	Cl. Barrington	Pay	LaChance	Suamataia	
Arkansas	Hall	Brooks	Epps	Hill	Erickson	Rex	Freeland	Cl. Barrington	Tukuafu	LaChance	Suamataia	
at Liberty	Hall	Brooks	Nacua	Hill	Epps	Rex	Freeland	Cl. Barrington	Tukuafu	LaChance	Suamataia	
East Carolina	Hall	Katoa	Nacua	Hill	Cosper	Rex	Freeland	Cl. Barrington	Pay	LaChance	Suamataia	
at Boise State	Hall	Katoa	Nacua	Hill	Cosper	Rex	Freeland	Cl. Barrington	Pay	Tukuafu	LaChance	
Utah Tech	Hall	Ropati	Nacua	Hill	Wake	Rex	Freeland	Cl. Barrington	Pay	LaChance	Suamataia	
at Stanford	Hall	Brooks	Nacua	Hill	Cosper	Rex	Freeland	Cl. Barrington	Pay	LaChance	Suamataia	

#3 | JAREN HALL | QB | 6-1 | 205 | R-JR. | SPANISH FORK, UT | MAPLE MOUNTAIN HS



- Parents are Kalin and Hollie, father played RB at BYU and mother was a gymnast at BYU
- Mission to Roseville, California
- Named to watch lists for Maxwell Award, Davey O'Brien Award, Walter Camp Award, Manning Award, CFP National Performer of the Year and Johnny Unitas Golden Arm Award
- Has nine career 300-yard games
- Also played baseball for BYU in 2019, playing in 27 games in the outfield




"He's poised, he can make all the throws...he's excellent. He played really well tonight. There's a lot of good ones out there, but he's the best one I've seen this year," ---Wyoming head coach Craig Bohl



GP	COMP	ATT	YDS	Y/A	PCT	LNG	INT	TD	EFFIC	ATT	YDS	Y/A	LONG	TD
12	248	376	3,171	8.43	65.9	68	6	31	160.81	86	348	4.1	48	3

#71 | BLAKE FREELAND | OL | 6-8 | 305 | JR. | HERRIMAN, UT | HERRIMAN HS



- Three-year starter from 2019-21
- Named to watch list for 2022 Rotary Lombardi Award, Outland Trophy, 2023 Senior Bowl,
- 2022 Preseason All-America selection by the Athletic
- Named 2022 Pro Football News Top 100 Player
- One of six players to start all 13 games in 2021
- Named to both the Phil Steele and Pro Football Network 2021 All-Independent First Team Offense
- Part of Pro Football Network 2021 Offensive Line of the Year



"Right now, Blake Freeland... I think he's an NFL starter and a dominant tackle... so Blake Freeland for me before the national eyes start getting on him this season" - Pro Football Network's Cam Mellor



#56 | CLARK BARRINGTON | OL | 6-6 | 305 | R-JR. | SPOKANE, WA | UNIVERSITY HS



- Parents are Shawn and Jacque
- Mission to Kampala, Uganda
- Named to watch lists for 2022 Outland Trophy, Rotary Lombardi Award, 2023 Senior Bowl, Phil Steele Preseason All-America, Athlon Sports Preseason All-America, Sporting News Preseason All-America 2nd Team, Lindy's Sports Preseason All-America 2nd Team, Action Network Preseason All-America 1st Team
- Brother of Campbell Barrington
- Father played baseball and mother played basketball at the University of Arizona
- Named to several 2nd and 3rd team All-America teams in 2021



"He gets to the second level fast, disposing of first-level defenders faster. There isn't much Barrington doesn't do that isn't done at an elite level." - Pro Football Network's Cam Mellor



#2 | CHRIS BROOKS | RB | 6-1 | 230 | SR. | OCEANSIDE, CA | CAL/EL CAMINO HS



- Transferred to BYU after graduating from Cal where he was the leading rusher for the Golden Bears in two of the past three seasons
- Played in 40 games for Cal from 2018-2021 and totaled 1,734 yards rushing with 14 touchdowns on the ground while adding 50 catches for 345 receiving yards and seven touchdowns as a receiver
- Averaged a 5.2 yards per carry in 2021 to total a team-leading 607 rushing yards with four touchdowns, while adding 19 receptions for 131 yards and three touchdowns as a receiver. Finished the season with 240 rushing yards over the final three games.




"Cal Transfer RB Chris Brooks changes the way BYU practices. He puts every defender on alert. His energy creates excitement. His aggression forces defenders to put their big boy pants on. He makes you practice hard." - Former BYU DL/1280 The Zone Host Hans Olsen



GP	ATT	YDS	Y/A	LNG	TD	REC	YDS	Y/R	LNG	TD
10	111	725	6.53	52	5	10	98	10.9	27	0

#4 | LOPINI KATOA | RB | 6-1 | 210 | R-SR. | AMERICAN FORK, UT | AMERICAN FORK HS



- Parents are Angie and Sam Katoa
- Married his wife Kayla in July of 2022
- Has one brother and three sisters
- Served a full-time mission for The Church of Jesus Christ of Latter-day Saints in Independence, Missouri
- 2,903 all-purpose yards at BYU and 27 career touchdowns
- Second on the team with 324 rushing yards
- Two career 100-yard rushing games (New Mexico State 2018, ECU 2022)



"I'm thankful [Katoa] came back for this last year of eligibility and we were able to spend that time with [him]. We are thankful [Katoa] have been able to play for us, I love [his] leadership and competitiveness. Those guys mean a lot to this program, especially the little things they have done off the field for this team." - Kalani Sitake



GP	ATT	YDS	Y/A	LNG	TD	REC	YDS	Y/R	LNG	TD
10	75	332	4.4	24	2	10	80	8.0	12	0

#12 | PUKA NACUA | WR | 6-2 | 205 | JR. | PROVO, UT | WASHINGTON/OREM HS



- Parents are Penina and the late Lionel Nacua
- Younger brother of former BYU football players Isaiah, Kai, and Samson Nacua
- Named to 2022 Biletnikoff Award Watch List
- Led the Cougars in receiving yards on the season with 43 grabs for 805 yards and six touchdowns with an average of 18.7 yards per reception
- Led the team in receiving yards per game with 67.1
- Four 100-yard receiving games in 2021



"Puka Nacua may be one the best receivers we've seen at BYU in some time. He's more athletic than Austin Collie." - Dick Harmon, Deseret News.



GP	ATT	YDS	Y/A	LNG	TD	REC	YDS	Y/R	LNG	TD
9	25	209	8.36	75	5	48	625	13.02	46	5

#1 | KEANU HILL | WR | 6-4 | 215 | R-SO. | EULESS, TX | TRINITY HS



- Parents are Hannah and Lloyd
- Has one sister
- Fluent in ASL
- In 2021, started one game (USC) and finished the season as BYU's fourth-leading receiver with 18 grabs for 343 yards and two touchdowns at 19.1 yards per catch. He recorded eight games with at least one reception and three games with over 50 yards receiving
- Currently third on team with 29 receptions, 433 yards and four touchdowns



"Keanu Hill is the most underappreciated player on this BYU football team. Shows up to play big time football every single game." - Spencer Linton, BYUtv



GP	REC	YDS	Y/R	LNG	TD
12	36	572	15.89	68	7

#83 | ISAAC REX | TE | 6-6 | 250 | R-SO. | SAN CLEMENTE, CA | SAN CLEMENTE HS



- Parents are Byron and Amy
- Father, Byron, was an All-American tight end and two-time All-WAC selection at BYU
- Married to Lexi since 2022
- Two-time Mackey Award Watch List Honoree (2021, 2022)
- Named a 2020 Freshman All-American by the Athletic
- Tied for No. 1 in the nation with 12 receiving touchdowns and 72 points scored by a tight end (2020)
- Ranked No 3 nationally in receiving touchdowns among all positions (2020)



"Rex is one of the best TEs in #CFB. In his career he's caught 56 passes for 643 yards 15 Touchdowns averaging 11.5 yards per catch." - NCAA Nation 247



GP	REC	YDS	Y/R	LNG	TD
12	21	293	13.95	43	6

CHART TOPPERS (CAREER)

Passing Yards

9. Zach Wilson	7,652
10. Marc Wilson	7,637
11. Steve Sarkisian	7,464
12. Taysom Hill	6,935
13. Jaren Hall	6,294

Passing Completions

10. Zach Wilson	566
11. Tanner Mangum	549
12. Marc Wilson	535
13. Steve Sarkisian	528
14. Jaren Hall	477

Passing Touchdowns

8. Robbie Bosco/John Walsh	66
7. Marc Wilson	61
8. Steve Young/Zach Wilson	56
10. Gifford Nielsen	55
12. Jaren Hall	54

Rushing Yards

11. John Ogden	2,376
12. Ronney Jenkins	2,040
13. Brian McKenzie	1,954
14. Lopini Katoa	1,800

Rushing Attempts

9. Pete VanValkenburg	456
10. Tyler Allgeier	452
11. Luke Staley	419
12. Brian McKenzie	385
13. Lopini Katoa	381

Rushing Touchdowns

9. Waymon Hamilton	29
10. Pete Van Valkenburg	24
10. Ronney Jenkins	24
12. Brian McKenzie	23
T13. Lopini Katoa/Jeff Blanc/Eric Lane	21

Receptions

18. Scott Phillips	131
19. Itula Mili/Matt Bushman	125
21. Dan Plater	124
22. Gunner Romney/Neil Pau'u	123
48. Puka Nacua/Micah Matsuzaki/Ben Horton	91

Receiving Yards

12. Mike Chronister	2,205
13. Reno Mahe	2,163
14. Mitch Mathews	2,079
15. Dan Plater	1,979
16. Gunner Romney	1,967
34. Puka Nacua	1,430

Receiving Touchdowns

8. Gordon Hudson	22
9. Isaac Rex/Dennis Pitta/Mike Chronister	21
T31. Puka Nacua	11
T43. Keanu Hill	10

All Purpose Yards

19. Mike Rigell	2,999
20. Hema Heimuli	2,974
21. Margin Hooks	2,929
22. Dennis Pitta	2,926
23. Lopini Katoa	2,908

NOTEABLE OFFENSIVE PLAYERS 2022 GAMES/STARTS/SEASON/CAREER HIGH (@BYU)

#0 KODY EPPS, WR

Career Games: 14
Career Starts: 5

Rec.	9, Arkansas/same
Rec. Yds	125, Arkansas/same
Rec. TD	2, Notre Dame/same
Long Rec.	53, Notre Dame/same

#1 KEANU HILL, WR

Career Games: 36
Career Starts: 11

Rec.	6, UTU/same
Rec. Yds	160, Wyoming/same '21
Rec. TD	3, UTU/same
Long Rec.	68, Wyoming/same

#2 CHRIS BROOKS, RB

Career Games: 10
Career Starts: 7

Rec.	3, Baylor/same
Rec. Yds	45, UTU/same
Rec. TD	-
Long Rec.	27, UTU/same
Rush Att.	23, at Stanford/same
Rush Yards	164, at Stanford/same
Rush TD	1, five times/same
Long Rush	52, at USF/same

#3 JAREN HALL, QB

Career Games: 31
Career Starts: 24

Comp.	29, Wyoming/same
Attempts	42, at Boise St./same
Pass Yds	456, UTU/same
Pass TD	5, UTU/same
Long Pass	68, Wyoming/same
Rushes	12, Boise St./16, at USF '19
Rush Yds	82, at Boise St./92, Utah '21
Rush TD	1, three times/2, at USU '19
Long Rush	48, at Boise St./56, Baylor '21

#4, LOPINI KATO, RB

Career Games: 57
Career Starts: 14

Rec.	3, Wyo/7, at Washington '18
Rec. Yds	21, twice/129, at USU '19
Rec. TD	-/1, six times
Long Rec.	12, three times/77, at USU '19
Rush Att.	20, ECU/same
Rush Yards	116, ECU/155, NMSU '18
Rush TD	1, twice/4, NMSU '18
Long Rush	24, ECU/50, NMSU '18

#7, HINCKLEY ROPATI, RB

Career Games: 15
Career Starts: 1

Rec.	3, at Boise St./same
Rec. Yds	82, at Boise St./same
Rec. TD	1, at Boise St./same
Long Rec.	48, at Boise St./same
Rush Att.	16, UTU/same
Rush Yards	85, at Stanford/same
Rush TD	1, at Stanford/same
Long Rush	43, at Stanford/same

#12 PUKA NACUA, WR

Career Games: 21
Career Starts: 14

Rec.	14, at Boise St./same, twice
Rec. Yds	157, at Boise St/168, Baylor '21
Rec. TD	2, at Boise St./twice
Long Rec.	46, Liberty/55, USF '21

#13 MASEN WAKE, TE/FB

Career Games: 46
Career Starts: 16

Rec.	3, twice/5, USF '21
Rec. Yds	15, ECUF/55 vs. UAB '21
Rec. TD	-/twice
Long Rec.	10, at USF/29 vs. UAB '21
Rushes	-/2, twice
Rush Yds	-/11, Troy'20
Rush TD	-/2, Troy'20
Long Rush	-/10, Troy'20

#18 GUNNER ROMNEY, WR

Career Games: 44
Career Starts: 27

Rec.	4, Utah State/7, LA Tech'20
Rec. Yds	51, Utah State/138, Troy'20
Rec. TD	-/1, eight times
Long Rec.	34, Utah State/59, BSU '21

#19 MILES DAVIS, RB

Career Games: 14
Career Starts: 0

Rec.	4, Wyoming/same
Rec. Yds	21, Wyoming/30, Troy '20
Rec. TD	-
Long Rec.	14, Wyoming/23, Troy '20
Rush Att.	13, Wyoming/same
Rush Yards	131, Wyoming/same
Rush TD	-/2, N. Alabama '20
Long Rush	70, Wyoming/same

#20 BRAYDEN COSPER

Career Games: 25
Career Starts: 7

Rec.	4, Wyoming/same
Rec. Yds	66, UTU/same
Rec. TD	1, Wyoming/same
Long Rec.	40, Utah State/same

#27 CHASE ROBERTS, WR

Career Games: 10
Career Starts: 2

Rec.	8, Baylor/same
Rec. Yds	122, Baylor/same
Rec. TD	1, twice/same
Long Rec.	59, UTU/same

#83 ISAAC REX, TE

Career Games: 38
Career Starts: 29

Rec.	4, UTU/5, three times
Rec. Yds	60, UTU/96, UCF'20
Rec. TD	2, at Stanford/2, seven times
Long Rec.	43, at Stanford/same

THE BYU OFFENSE

• COACHING

EXPERIENCE. The BYU offensive staff has nearly 100 years of coaching experience. Offensive line coach Darrell Funk has the most with more than 30 years. Tight ends coach Steve Clark has been coaching since 1994 and offensive coordinator Aaron Roderick has 23 years in the profession. Funk, Roderick, Clark and passing game coordinator Fesi Sitake have all been coordinators at the college level.

RETURNING

EXPERIENCE. BYU has a lot of returning talent on the offensive side of the ball. Led by returning starting quarterback Jaren Hall, the Cougars also return 7 offensive linemen with starting experience and a running back in Lopini Katoa with 57 games of experience. The tight ends Isaac Rex and Masen Wake have combined for 85 games, respectively, while the receiving core of Gunner Rommey, Keanu Hill and Puka Nacua have combined for 101 games of experience.

DEFENSE/SPECIAL TEAMS PLAYERS					Career GP	Career GS	2022 GP	2022 GS	Notables
ENDS/HYBRIDS									
92	BATTY, Tyler	6-5	275	So.	27	18	11	11	Tied team lead in sacks 2020 & 2021; 2022 his 6 TFL, 4 QBH leads team
51	TOFA, Alden	6-4	277	R-Sr.	46	0	11	1	Career-most 3 sacks in 2021; 2022 1 sack vs. USU & 2.5 TFL among 16 tkls
51	MOA, Aisea	6-3	245	Fr.	1	0	1	0	Highly touted true freshman redhiring, has appeared in one game (Utah Tech)
DEFENSIVE LINE									
91	TUOITI-MARINER, Earl	6-4	288	R-Sr.	52	18	10	3	2021 started 12of13 (end&tackle); 2022 out Ore.& Wyo; started Ark, ECU, BSU
93	MANGELSON, Blake	6-5	260	So.	15	1	8	1	Had 159 tackles at Juab HS; 2022 missed 4 games injury; 2 QBH, 0.5 TFL
94	NELSON, John	6-4	275	So.	25	10	12	10	4 TFL in 2022 leads team with Tyler Batty, including sacks vs. Baylor & Wyo
98	SUMMERS, Gabe	6-2	295	R-Jr.	40	14	9	2	Walk on has started at both tackle and end; career-high 5 tackles at Sanford
55	FAUATEA, Lorenzo	6-4	310	R-Sr.	46	7	11	5	Sociology grad; only 5 gms 2021 (injured); 2022 5 TFL & 2.5 sacks leads team
95	HAWS, Caden	6-2	320	R-So.	37	19	12	12	OL switched to DL in 2020; 2022 37 tackles, 1 sack, 2 TFL, 1 FR, 1 PBU
62	MAHE, Atunaisa	6-1	310	R-Jr.	33	6	7	0	Out all of 2020; 26 tckls in 2021; 2022 out first 3 gms; c-high 6 tkls vs. ECU
LINEBACKERS									
49	WILGAR, Payton	6-3	235	R-Jr.	45	40	7	7	2019 FR All-America; 2022 high 9 tkls vs. USU; was injured vs. Ark., still out
2	BYWATER, Ben	6-3	230	R-So.	31	19	12	6	2021 led team w/102 tackles; 2022 his 87 tkls tops team; 2 INT (Ore. & USU)
31	TOOLEY, Max	6-2	215	R-Jr.	48	15	7	6	Versatile LB still out-last 4 gms; v. ND, INT, c-high 13 tkls; 2 pick-6 (USF&USU)
45	TANUVASA, Pepe	6-1	245	R-Sr.	50*	13	12	3	Navy transfer started 9 gms 2021; 2022 played LB & DL; s-high 7 tkls v. UTU
53	JACKSON, Fisher	6-5	245	So.	22	0	11	0	Saw action in 10 games in 2021; 2022 has 19 tackles in 11 games (DE & LB)
13	KAUFUSI, Jackson	6-2	226	R-Jr.	44	0	11	0	Has 59 career tackles & 1 interception (2019); season-high 4 tckls at Liberty
NICKELS									
0	ROBINSON, Jakob	5-11	165	So.	28*	9	12	4	USU transfer tied team-best 3 INT in 2021; 2022 had INT (Utah Tech), PBU 5
20	BOREN, Jacob	5-9	180	Jr.	26	1	12	0	Good speed, had one start at Washington St. in 2021 after walking on in 2019
7	UDO, George	6-1	200	Jr.	35	3	11	0	Started 3 games in 2020 & had 25 total tackles; in 2022 has 10 tckls, 1 PBU
SAFETIES									
12	MOORE, Malik	6-1	195	Sr.	47	21	4	4	2021, 3 INT/tied team-high, started 13 gms; 2022, injured in game 4, out/year
22	HANNEMANN, Ammon	6-1	200	R-So.	22	8	11	4	Started 4 gms in 2021 (3 gms w/ 5+ tckls); career-best 8 tckles vs Baylor
1	HARPER, Micah	5-10	185	R-Fr.	23	13	12	8	Started 5 games in 2020, can play safety, nickel, CB; career-h 10 tkles vs USU
25	ALFREY, Talan	6-3	205	R-Fr.	13	8	12	8	Redshirted 2021 with injury; started last 8 games along with Micah Harper
CORNERS									
5	MANDELL, D'Angelo	6-1	192	Sr.	56	27	9	4	Most experienced CB; c-high 6 tackles, 0.5 TFL at Oregon; out 3 gms injury
18	HAYES, Kaleb	6-0	195	R-Sr.	41*	19	11	10	Oregon St transfer 12 PBU led BYU in 2021; 2022 his 7 PBU ties for team
11	JEUDY-LALLY, Gabe	6-2	185	R-So.	35*	22*	12	9	Grad transfer (63 tckls, 2 INTs at Vanderbilt in 2 seasons); started last 9 weeks
23	EBUNOHA, Chika	6-0	180	Fr.	4	0	4	0	Freshman prepped at Marana HS (Ariz.), ran 100, 200, 110 hurdles & relays
29	GREEN, Korbyn	6-0	175	Fr.	3	0	3	0	Freshman who ran 10.7 100m at Owasso HS in 2021
SPECIALISTS									
24	REHKOW, Ryan	6-6	232	So.	37	-	12	-	2021, 48.6 avg; 2022 Ray Guy Award Watch List & 44.8 yards per punt avg.
39	OLDROYD, Jake	6-1	195	R-Jr.	48	-	12	-	Career-long 54-yd (twice) w/3 50+ in career; 332 career points (No. 3 at BYU)

*includes games/starts at previous FBS school

2022 DEFENSIVE STARTERS

GAME	E	N	T/E	OE/NICKEL	RLB	MLB	FLB/NICKEL	CB	FS	SS	CB
at USF	Nelson	Haws	Fauatea	Batty	Wilgar	Pili	Tooley	Mandell	M. Moore	Hannemann	Hayes
Baylor	Nelson	Haws	Summers	Batty	Wilgar	Pili	Tooley	Mandell	M. Moore	Hannemann	Hayes
at Oregon	Nelson	Haws	Summers	Lutui	Wilgar	Pili	Tooley	Mandell	M. Moore	Hannemann	Hayes
Wyoming	Mangelson	Haws	Larsen	Batty	Bywater	Pili	Wilgar	Mandell	M. Moore	Hannemann	Judy-Lally
Utah State	Nelson	Haws	Fauatea	Batty	Wilgar	Pili	Robinson	Judy-Lally	Alfrey	Harper	Hayes
vs. Notre Dame	Nelson	Haws	Fauatea	Batty	Wilgar	Pili	Tooley	Judy-Lally	Alfrey	Harper	Hayes
Arkansas	Nelson	Haws	Tuioti-Mariner	Batty	Wilgar	Pili	Tooley	Judy-Lally	Alfrey	Harper	Hayes
at Liberty	Nelson	Haws	Fauatea	Batty	Bywater	Pili	Tooley	Judy-Lally	Alfrey	Harper	Hayes
East Carolina	Batty	Haws	Tuioti-Mariner	Tanuvasa	Bywater	Pili	Ah You	Judy-Lally	Alfrey	Harper	Hayes
at Boise State	Nelson	Haws	Tuioti-Mariner	Batty	Bywater	Pili	Tanuvasa	Judy-Lally	Alfrey	Harper	Robinson
Utah Tech	Nelson	Haws	Batty	Robinson	Bywater	Pili	Tanuvasa	Judy-Lally	Alfrey	Harper	Hayes
at Stanford	Nelson	Haws	Fauatea	Batty	Bywater	Pili	Robinson	Judy-Lally	Alfrey	Harper	Hayes

#2 | BEN BYWATER | LB | 6-3 | 230 R-SO. | SALT LAKE CITY, UTAH | OLYMPUS HS



- 2022 co-captain who was named to 2022 Lott IMPACT Trophy and Butkus Award watch lists
- Leads BYU with 75 tackles in 10 games played; 2021 topped BYU with 102 tackles (57 solo, 45 assist)
- Earned 2021 Independent Defensive Rookie of the Year by Pro Football Network
- Selected to 2021 All-Independent First Team Defense by Pro Football Network
- Earned 2021 CoSIDA Academic All-District 8 First Team honors
- One of three defensive players and six players overall to start in all 13 games last year, starting at multiple line-backer positions after injuries to others.



"Ben made tons of plays for us last year, filling in for some of the injuries that we had. He has taken another step in owning it and being one of the guys that we can count on. He is a big time leader for us. He has every ability to be a wonderful and fantastic linebacker and can be one of the best." - BYU head coach Kalani Sitake on Ben Bywater



GP	SOLO	AST	TOT	TFL/YDS	SACK	YDS	INT	YDS	TD	FF	FR	FRYDS	QBH	PBU
12	27	60	87	4 / 13	1	4	2	19	0	0	0	0	0	2

#45 | PEPE TANUVASA | LB | 6-1 | 245 | SR. | TIGARD, OREGON | NAVY



- Senior has played the last three seasons for BYU after having to sit out the 2019 season as a transfer from Navy
- Has played both outside end and linebacker for BYU in 2022, helping fill in different positions due to injuries on the team
- Has started three games in 2022, posting 35 tackles, 0.5 TFL, 2 pass breakups and 1 QB hurry on the season
- One of 11 players on the defensive side of the ball to appear in all 12 games of the regular season
- Recorded a season-high 7 tackles in win over Utah Tech, one off his career high of 8 tackles in a victory over his former team Navy in 2020
- In 2021, he was one of 26 players on the team overall to play in all 13 games (started nine).
- Finished last season as BYU's fifth-leading tackler with 42 (23 solo, seven for loss), three sacks, three quarterback hurries and one interception (career-best season).
- Experienced player has played in 50 games overall in his career at BYU and Navy



GP	SOLO	AST	TOT	TFL/YDS	SACK	YDS	INT	YDS	TD	FF	FR	FRYDS	QBH	PBU
12	13	22	35	0.5 / 0	0	0	0	0	0	0	0	0	1	2

#92 | TYLER BATTY | DE | 6-5 | 275 | SO. | PAYSON, UTAH | PAYSON HS



- 2022 co-captain who was named to 2022 Wuerffel Trophy watch list
- Selected to Pro Football Network's 2021 All-Independent Second Team Defense
- Led BYU in sacks with 3.5 in 2021 and was BYU's fourth-leading tackler with 43
- Played in 12 games, starting seven, in 2021
- Played in four games as a returned missionary freshman in 2020 before an injury
- Had a team-high 3 sacks & tackle for loss against Louisiana Tech in 2020
- Finished 2020 with 13 total tackles, with 5.5 TFL on 22 yards



"Tyler will be a big-time pass rusher for us, but he also dominates the line of scrimmage in the run game. He is much bigger than he's been the past two years. I'm looking forward to his dominating presence at the line of scrimmage and definitely looking forward to him making plays for us on third and long." - BYU head coach Kalani Sitake on Tyler Batty



GP	SOLO	AST	TOT	TFL/YDS	SACK	YDS	INT	YDS	TD	FF	FR	FRYDS	QBH	PBU
11	26	20	46	6 / 25	1	19	0	0	0	0	1	0	4	0

#1 | MICAH HARPER | S | 5-10 | 185 | R-FR. | CHANDLER, ARIZONA | BASHA HS



- A hard-hitting safety and a strong cover defender who has also played corner for the Cougars previously
- Has played in all 12 games, starting the last eight games at safety while making 58 tackles (third on the team)
- Playmaking abilities have resulted in 2.5 tackles for loss, team-leading two forced fumbles and three pass break-ups
- Recorded a career-high 10 tackles (five solo) in BYU's 38-26 win over Utah State
- Recorded a career high tackles-for-loss (1.5) as he led the team in total tackles with six in the Cougars' 38-24 win over Wyoming on Sept. 24, 2022
- Missed the 2021 season due to injury after playing 11 games, starting 5 at corner, during the Covid-2020 season
- Tallied 25 total tackles with 15 solo stops in 2020
- Had 1.5 tackles for loss with one fumble recovery as a true freshman in the Covid season.



GP	SOLO	AST	TOT	TFL/YDS	SACK	YDS	INT	YDS	TD	FF	FR	FRYDS	QBH	PBU
12	33	25	58	2.5 / 13	0	0	0	0	0	2	0	0	0	3


#18 | KALEB HAYES | CB | 6-0 | 195 | SR. | SAN BERNARDINO, CALIFORNIA | OREGON STATE



- Voted 2022 team captain; played in all 13 games in first year at BYU in 2021 after graduate transferring from Oregon State, starting the last 10 straight games (beginning South Florida game in LaVell Edwards Stadium).
- Leads BYU w/7 PBU in 2022. In 2021 led BYU with 12 PBU and was named 2021 Pro Football Network Independent Defensive Back of the Year. At Boise St., passed Mike Davis (now LA Chargers) as No. 5 in total PBU at BYU
- Named to Phil Steele's and Pro Football Network's All-Independent First Team Defense and was part of the Pro Football Network All-Independent Defensive Secondary of the Year
- Recorded four pass breakups in win at USC and had a career-high five tackles at Baylor



"I knew about the winning culture here and wanted to be surrounded by teammates that care. I realized that the program is growing into something even bigger than what it is now. I just wanted to be a part of that success and up the output. I mainly came here for football, but I'm here for my friends and it's a better fit for my family." - Kaleb Hayes on why he decided to transfer to BYU



GP	SOLO	AST	TOT	TFL/YDS	SACK	YDS	INT	YDS	TD	FF	FR	FRYDS	QBH	PBU
11	21	12	33	0/0	0	0	0	0	0	0	0	0	0	7

#11 | GABE JEUDY-LALLY | CB | 6-2 | 185 | SO. | AUSTIN, TEXAS | VANDERBILT



- 2022 marks first year with BYU as a graduate transfer from Vanderbilt
- Has played in all 12 games, starting the last nine outings
- Made his BYU start in Cougars' 38-24 win over Wyoming on Sept. 24, 2022
- Has registered five of his seven pass breakups in the past two BYU games, helping BYU earn wins over Utah Tech (3 PBU) and Stanford (2 PBU)
- Shares the team lead in pass breakups with Kaleb Hayes at 7 PBU
- Recorded 0.5 sack in BYU's 35-26 win over Stanford
- Had a season-high 7 tackles against Arkansas in LaVell Edwards Stadium
- Recorded four tackles (all solo) in first action for BYU at USF on Sept. 3.
- Played in 23 games for Vanderbilt of the Southeastern Conference with 13 starts, totaling 63 tackles, 35 solo stops, four pass breakups and two interceptions



GP	SOLO	AST	TOT	TFL/YDS	SACK	YDS	INT	YDS	TD	FF	FR	FRYDS	QBH	PBU
12	27	16	43	0.5/2	0.5	2	0	0	0	0	0	0	0	7


#24 | RYAN REHKOW | P | 6-6 | 232 | SO. | VERADALE, WASHINGTON | CENTRAL VALLEY HS



- 2022 co-captain named to 2022 Ray Guy Award watch list (also in 2021) that honors the nation's top punter
- BYU's punter and holder, named 2021 Pro Football Network Independent Punter of the Year and to the Pro Football Network All-Independent First Team Special Teams and Phil Steele All-Independent First Team Special Teams
- Recorded 40 punts in 2021 for a total of 1,943 yards at an average of 48.6 yards (net avg. 42.8)
- Set BYU record with 83-yard punt (breaking the old record of 81) in BYU's 27-17 win over No. 19 ranked ASU
- Earned starting role as true freshman in 2020 and was named Phil Steele All-Independent First Team punter
- Tallied 28 punts for 1,264 yards, averaging 45.14 yards per punt in his first season




"I think Ryan has the ability to be the top punter in the country." - Former BYU assistant head coach/special teams coordinator and new Northern Colorado head coach Ed Lamb and punter Ryan Rehkow




GP	Punt	YDS	AVG	LNG	IN20	50+	FC	TB	BLK
12	36	1612	44.78	71	13	9	11	3	0

#39 | JAKE OLDROYD | K | 6-1 | 195 | R-JR. | SOUTHLAKE, TEXAS | SOUTHLAKE CARROLL HS



- Enters the New Mexico Bowl needing 3 points to break the BYU record (334, Mitch Payne) for most points scored in a career
- His a perfect 42-42 on PATs and 8 of 13 on FG attempts, while also handling most kickoff duties
- Was a Lou Groza Award candidate after being a Lou Groza Award Finalist in 2020 for the nation's top placekicker
- Made season-long of 49 at Utah State in 2021 and set a school record for consecutive field goals made with 16 between the start of the 2020 season before a miss at Utah State in 2021.
- Named a 2020 All-American (Second Team, Walter Camp, The Athletic; Third Team, AP and Phil Steele)
- Perfect 13-for-13 field goals in 2020 - the second-most by an FBS kicker without a miss in 2020
- Made more 50-yard field goals in a perfect season with three than any FBS kicker since at least 2004
- In 2019, made BYU's first 50+ yard field goal since 2006 with a 54-yarder vs. Washington; also made a 51-yard FG in 2019 against South Florida in Tampa at Raymond James Stadium



GP	0-19	20-29	30-39	40-49	50+	FGM	FGA	PCT	LNG	XPM	XPA	PCT	PTS	KO	YDS	AVG	TB	OB
12	0-0	2-2	5-10	1-1	0-0	8	13	.615	45	42	42	100.00	66	64	3828	61.54	32	3

DEFENSIVE RECORDS SINCE 2000

(Only defensive statistics since 2000 are officially recognized by the NCAA)

Individual Career Sacks

1. **30 Jan Jorgensen (2006-09)** *Now D-analyst
2. 27 Bronson Kaufusi (2012-15)
3. 26 Kyle Van Noy (2010-13)
4. 19 Brady Poppinga (2001-04)
5. 17 Corbin Kaufusi (2016-2018)

Individual Career Forced Fumbles

1. **11 Kyle Van Noy (2010-13)**
2. 6 Andrew Rich (2008-10)
- 6 Aaron Francisco (2001-04)
3. 5 Bronson Kaufusi (2012-2015)
4. 4 Four players tied with 4

Individual Career Fumble Recoveries

1. **7 Dayan Ghanwoloku (2016-19)**
2. 6 Jan Jorensen (2006-09)
- 6 Shawn Doman (2006-09)
4. 5 Spencer Hadley (2008, 11-13)
- 5 Fred Warner (2014-2017)

Individual Career Interceptions

1. **13 Kai Nacua (2013-16)** *older brother of Puka
2. 10 Andrew Rich (2008-10)
3. 9 Jernaro Gilford (1999, 2001-03)

Individual Career Pass Breakups

1. **23 Robertson Daniel (2013-14)**
- 23 Daniel Sorensen (2008, 11-13)**
- 21 Brian Logan (2009-10)
- 20 Preston Hadley (2011-12)
- 5. 19 Kaleb Hayes (2021-present)**
- 17 Michael Davis (2013-16)

Individual Career Total Tackles

1. **330 Aaron Francisco (2001-04)**
- 294 Cameron Jensen (2004-06)
- 275 David Nixon (2003, 06-08)
- 267 Paul Walkenhorst (2000-05)
- 264 Fred Warner (2014-2017)

NOTABLE DEFENSIVE & SPECIALIST PLAYERS 2022 SEASON/OVERALL CAREER GAME HIGHS

DEFENSE

#0 JAKOB ROBINSON DB
BYU Career Games: 24
BYU Career Starts: 9
 Tackles 7, at Stan., v.ECU, at Ore/same
 Solo 5, vs. ECU, at Oregon/same
 Assisted 3, at Stanford/same
 TFL 1.5 at Oregon/same
 PBU 2, USU /same
 INT 1, Utah Tech/2, at GSU ('21)

#1 MICAH HARPER DB
Career Games: 23
Career Starts: 13
 Tackles 10, vs. USU/same
 Solo 5, vs. USU/same
 Assisted 5, vs. USU/same
 TFL 1.5, vs. Wyoming/same
 FF 1, vs. ECU, USU/same
 FR - /1, vs. North Alabama ('20)
 PBU 1, at Stanford, ND,USU/same-also at BSU ('20)

#2 BEN BYWATER LB
Career Games: 31
Career Starts: 19
 Tackles 11, ECU, BU/14,Boise St. ('21)
 Solo 4, vs. ND/8, Arizona ('21)
 Assisted 9, ECU/same also at USC ('21)
 TFL 1.5, BU /3, Utah State ('21)
 Sack 1, BU/same (also Utah St ('21)
 QBH - /1, Boise St. ('21)
 INT 1, USU, at Oregon/same
 PBU 1, Utah Tech, at USF/same

#5 D'ANGELO MANDELL DB
Career Games: 56
Career Starts: 27
 Tackles 6, at Oregon/same
 Solo 3, at Ore./4, BSU, USF ('21)
 Assisted 3 at Ore./4, USU ('19)
 TFL 0.5, at Ore. /1, three times
 PBU 1, Arkansas/Same (6 times)
 QBH - /1, Utah State ('19)

#11 GABE JEUDY-LALLY DB
BYU Games: 12
BYU Starts: 9
 Tackles 7, Arkansas/Same
 Solo 4, at USF/Same
 Assisted 4, Arkansas/Same
 PBU 3, Utah Tech/same
 Sack 0.5, at Stanford/sme
 TFL 0.5, at Stanford/sme

#13 JACKSON KAUFUSI LB
Career Games: 44
Career Starts: 0
 Tackles 4, at Liberty/6 vs. ISU ('21)
 Solo 2, Utah Tech, Ark./5, ISU ('21)
 Assisted 4, at Liberty/3 vs. UVA ('21)
 TFL - /1 at Navy ('20)
 INT - /1, Boise State ('19)

#18 KALEB HAYES DB
BYU Career Games: 24
BYU Career Starts: 20
 Tackles 7, ECU/same
 Solo 5, ECU, Arkansas/Same
 Assisted 2, 3 times/same-4 times
 PBU 1, (5 times) /4, USC ('21)

#22 AMMON HANNEMANN DB
Career Games: 22
Career Starts: 8
 Tackles 8, Baylor/Same
 Solo 3, at Boise St., Baylor/Same
 Assisted 5, Baylor/Same
 QBH - /1, Boise St.('21)
 PBU - /1, Boise St. ('21)

#25 TALAN ALFREY DB
Career Games: 13
Career Starts: 8
 Tackles 10, USU/Same
 Solo 5, USU/Same
 Assisted 5, USU/Same
 Fumble recovery 1, USU/Same
 INT 1, at Liberty/Same
 PBU 1, Utah Tech, Arkansas/Same

#31 MAX TOOLEY LB
Career Games: 48
Career Starts: 15
 Tackles 13, ND, BU/same-&atUSC('21)
 Solo 7, ND, BU/9, at USC ('21)
 Assisted 6, Ark., ND, at Ore., BU/same & ASU, '21
 TFL 2, USU /same
 Sack 1, USU /same-also USF ('21)
 INT 1, ND, USU, at USF/same (6 times)
 QBH 1, BU/2, UCF ('20)
 PBU 1, at Ore. /same (5 times)
 FF 1, Arkansas/Same

#41 KEENAN PILI LB
Career Games: 35
Career Starts: 23
 Tackles 8, at Liberty/17, Arizona('21)
 Solo 5, Utah Tech, at Liberty/10, Arizona ('21)
 Assisted 5, USU/7, twice, last vs. Arizona ('21)
 TFL 1.5, Baylor/same
 Sack 1, at BSU /same (3 times)
 QBH - /1, twice, last vs. Utah ('21)
 PBU 1, Utah Tech/Same, 4 times
 FF 1, at BSU/same
 FR 1, Arkansas/Same (also at BSU, '20)

#45 PEPE TANUVASA DL
Career BYU Games: 37
Career BYU Starts: 13
 Tackles 7, Utah Tech/8, at Navy ('20)
 Solo 4, Utah Tech/same, also, at GSU ('21) at Navy ('20)
 Assisted 5, ECU/same
 TFL 0.5, Utah Tech/2, ASU ('21)
 Sack - /1, 3 times, last vs. ISU ('21)
 QBH 1, BU / 2, at Baylor ('21)
 PBU 1, at BSU, Wyoming / 2, Troy ('20)
 INT - /1, Idaho State ('21)

#49 PAYTON WILGAR LB
Career Games: 45
Career Starts: 40
 Tackles 9, USU/10, Washington ('19)
 Solo 3, at USF/6, 4 times, last vs. UVA ('21)
 Assisted 8, USU/same
 TFL - / 2, USF & Arizona ('21)
 Sack - /1, Arizona ('21)
 INT - /1, 5 times, last vs. UVA, at BU ('21)
 QBH - /2, twice ('20)
 PBU 1, vs. ND/2, twice, last vs. Utah ('21)

#92 TYLER BATTY DL
Career Games: 27
Career Starts: 18
 Tackles 7, at Liberty, USU/ 8, vs. UAB ('21)
 Solo 4, at BSU, at Liberty, Wyo./5, twice,lastvs.UAB ('21)
 Assisted 5, at Sanford, USU/same
 Sack 1, at Standord, Wyoming / 3, LA Tech ('20)
 TFL 1, at Stanford, Utah Tech, ECU, vs. ND, Wyo/ 3, twice, last vs.UAB ('21)
 QBH 2, USU/same
 F. Fumble - /1, Utah St. ('21)
 FR 1 at BSU/same

#94 JOHN NESLON DL
Career Games: 25
Career Starts: 10
 Tackles 5, USU/Same
 Solo 4, Baylor/Same
 Assisted 2, USU/Same
 Sack 1, Wyo., Baylor/Same
 TFL 1, (four times)/Same (5 times)
 QBH 2, Arkansas/Same
 PBU 1, USU/same (also at USC, '21)

#95 CADEN HAWS DL
Career Games: 37
Career Starts: 19
 Tackles 6, vs. ND, BU/8, vs. UAB ('21)
 Solo 5, BU/same
 Assisted 5, vs. ND/6, vs. UAB ('21)
 TFL 1, BU/same (three times)
 Sack 1, BU/same
 QBH - /1, Boise St. ('21)
 PBU 1, Arkansas/Same (also at BU '21)
 FR 1, at Liberty/Same

#98 GABE SUMMERS DL
Career Games: 40
Career Starts: 15
 Tackles 5, at Stanford/same
 Solo 2, vs. ND/2, (7 times)
 Assisted 4, at Stanford./same, also Arizona ('21)
 Sack - /1, twice ('20)
 TFL 1, at BSU /same (5 times)
 QBH 1, Utah Tech/same (6 times)

SPECIALISTS

#23 HOBBS NYBERG PR/KR
Career Games: 31
 Punt Returns 3, Utah Tech, Wyo. /4, Boise State ('20)
 Punt Ret. Yds 42, vs. ND/51, USF ('21)
 Long Punt Ret 42, vs. ND/same, also USF ('21)
 Kick Returns 4, Utah Tech/same
 Kick Ret.Yards 87, Utah Tech/same
 Long Kick Ret 42, Utah Tech/same

#24 RYAN REHKOW P
Career Games: 37
 Most Punts 5, Utah Tech, BU/6, ASU ('21)
 Most Punt Yds 223, at Liberty/317, ASU ('21)
 Longest Punt 71, ECU/83, ASU ('21)
 Most Kickoffs - /5, UTSA ('20)
 Most KO Yards - /324, UTSA ('20)

#36 TALMAGE GUNTHER PR/KR
Career Games: 34
 Punt Returns 3, BU/2, twice
 Punt Ret. Yds 7, at USF/10, C. Carolina ('20)
 Long Punt Ret 7, at USF/10, C. Carolina ('20)
 Kick Returns 1, at BSU, at Ore., at USF/same

#39 JAKE OLDROYD PK
Career Games: 48
 Most PATs 6, Utah Tech, at USF/ 9,IJVA (21) UNA ('20)
 Most PAT Att 6, Utah Tech, at USF/ 9,IJVA (21) UNA ('20)
 Most FGM 2, BU, at USF/ 3, three times
 Long FGM 45, USU/54, twice
 Most Points 12, at USF/13, at Navy
 Most Kickoffs 9, at USF/11, UVA (21) UNA ('20)
 Most KO Yards 502, at USF/ 712, UVA
 Most Punts - /5, Boise State ('19)
 Most Punt Yrds - /201, at Tennessee ('19)
 Longest Punt - / 56, twice

BYU SPECIAL TEAMS BY THE NUMBERS

42 Punt returner Hobbs Nyberg tied his career high with a 42-yard return vs. Notre Dame. He also had a 42 yards return last year vs. South Florida. BYU ranked No. 12 last year for the most returns by an entire team of 20 or more yards (4, all by Hobbs Nyberg) and No. 25 in punt return yards per game (18.3).

44.8 Punter Ryan Rehkow averages 44.8 on 36 punts, with 13 inside the 20. He would rank No. 18 overall but is below the 3.6/game minimum to be in the official NCAA rankings. Last year Rehkow would have ranked No. 4 at 48.58 but was below the minimum. As a team last year, BYU ranked No. 8 for fewest total punts (40).

71 Ryan Rehkow's season-long punt in 2022 is 71 yards vs. ECU last home game. He avg. 58.7 yards per punt vs. ECU, with all three kicks traveling 50 yards or more (56, 71, 50). He has 9 punts over 50 yards on the season. Last year against Arizona State, Rehkow set sail with an 83-yarder for a new school record.

13 BYU ranks No. 13 in net punting this year. The Cougars average 41.44 in net punting this season.

KALANI SITAKE

HEAD COACH

YEARS AT BYU: 7th year at BYU (55-34)

YEARS OVERALL: 7th year as head coach, 22 years in coaching



Kalani Sitake (pronounced kah-lah-nee see-tah-kay) is in his seventh season overseeing the BYU football program in 2022. After the 2021 regular season, BYU inked Sitake to a new contract running through the 2027 season.

Sitake was named to an Eddie Robinson Coach of the Year Award Finalist and George Munger Collegiate Coach of the Year Award Semifinalist for the second consecutive year in 2021. Facing one of its toughest schedules ever, BYU went 6-1 against Power 5 conference opponents in 2021 to finish 10-3 overall and record back-to-back top-20 rankings for the first time since 2006 and 2007. BYU Athletics also formally received and accepted an invitation during the season to join the Power 5 ranks as a member of the Big 12 Conference, starting in 2023.

On the field in 2021, BYU demonstrated the improving strength and maturity of the program under Sitake. Coming off an 11-1 season in 2020 that saw 13 players leave for the NFL, including five draft selections led by No. 2 overall pick Zach Wilson, the team didn't miss a beat and responded with BYU's first consecutive double-digit victory seasons since 2008 and 2009 against one of the program's most challenging schedules. Sitake's team finished just out of the New Year's Six bowl consideration and earned a No. 19 final ranking.

Starting his 22nd overall season as a coach in 2022, Sitake leads the program he once played for under Hall of Fame coach LaVell Edwards. A former Cougar running back (1994, 1997-2000), Sitake is the 14th head coach in BYU history and just the fourth since 1972, when Edwards took over the program. Sitake is Edwards' first former player to be named BYU head coach.

Sitake returned to his alma mater from Oregon State, where he served as assistant head coach and defensive coordinator in 2015 under Gary Andersen. Sitake took the helm at BYU after 15 years in the college coaching profession, which included seven seasons serving as a defensive coordinator and four years as an assistant head coach. Sitake spent 10 seasons at the University of Utah under head coach Kyle Whittingham. He started at Utah in 2005 as the linebackers coach and was promoted to defensive coordinator in 2009 before also being named assistant head coach in 2012. He coached 12 all-conference honorees at Utah, including Morris Trophy winners Star Lotulelei (2011) and Nate Orchard (2014).

During his career, Sitake has helped mentor 29 NFL Draft picks, including No. 2 overall pick Zach Wilson in the 2021 NFL Draft by the New York Jets. Sitake also coached BYU running backs Tyler Allgeier and Jamaal Williams and linebackers Sione Takitaki and Fred Warner. Allgeier was the fifth-round pick by Atlanta in 2022 while Takitaki was a third-round pick of the Cleveland Browns in 2019 and Warner has become arguably the NFL's top linebacker after being taken in the third round in 2018 by the San Francisco 49ers.

Sitake has coached in 13 bowl games during his career and has been on the winning side in 10 of those 13 contests. He began his coaching career in 2001 as the defensive backs and special teams coach at Eastern Arizona before becoming a defensive graduate assistant at BYU in 2002 under Gary Crowton. Sitake joined the staff at Southern Utah where he coached running backs, tight ends and offensive line during the 2003 and 2004 seasons.

He began his BYU playing career in 1994 prior to serving a two-year mission for The Church of Jesus Christ of Latter-day Saints to Oakland, California. After returning and redshirting in 1997, Sitake was a three-year starter at fullback for the Cougars from 1998-2000 under Edwards. A team captain as a senior, Sitake's last game as a player was also the last game coached by the legendary Edwards, who was a great mentor for Sitake. Born in Nuku'alofa, Tonga, and raised in Laie, Hawai'i and Provo, Utah, Sitake is the nation's first FBS head football coach of Tongan descent. He graduated from BYU in 2000 with a bachelor's degree in English. Sitake and his wife Timberly have four children, Skye, Sadie, Kelaakalani (KK) and Sylvia.

NOTABLES

- 28 NFL Draft picks
- 12 bowl games
- 7 Freshman All-Americans

NFL DRAFT PICKS

- Zach Wilson (1st Rd (2nd overall, New York)
- Star Lotulelei (1st Rd, Carolina)
- Koa Misi (2nd Rd, Miami)
- Eric Rowe (2nd Rd, Philadelphia)
- Nate Orchard (2nd Rd, Cleveland)
- Paul Kruger (2nd Rd, Baltimore)
- Sean Smith (2nd Rd, Miami)
- Eric Weddle (2nd Rd, San Diego)
- Brady Christensen (3rd Rd, Carolina)
- Fred Warner (3rd Rd, San Francisco)
- Jeremiah Poutasi (3rd Rd, Tennessee)
- Sione Takitaki (3rd Rd, Cleveland)
- Jamaal Williams (4th Rd, Green Bay)
- Keith McGill (4th Rd, Oakland)
- Paul Soliai (4th Rd, Miami)
- Tyler Allgeier (5th Rd, Atlanta)
- Treston Decoud (5th Rd, Houston)

- Robert Johnson (5th Rd, Tennessee)
- Stevenson Sylvester (5th Rd, Pittsburgh)
- Brandon Burton (5th Rd, Minnesota)
- Spencer Toone (5th Rd, Tennessee)
- Brice McCain (6th Rd, Houston)
- Kaelin Clay (6th Rd, Tampa Bay)
- Khyiris Tonga (7th Rd, Chicago)
- Chris Wilcox (7th Rd, Tampa Bay)
- Dax Milne (7th Rd, Washington)
- R.J. Stanford (7th Rd, Carolina)
- Joe Kruger (7th Rd, Philadelphia)
- Trevor Reilly (7th Rd, New York Jets)

PLAYING CAREER

- 1994, 1997-2000 BYU fullback
- Team captain 2000
- Signed with Cincinnati Bengals in 2001

EDUCATION/FAMILY

- Bachelor of Arts - English (2000)
- Married to Timberly Friddle
- 3 children: Skye, Sadie, Kelaakalani
- Birthplace: Nuku'alofa, Tonga

SITAKE COACHING EXPERIENCE		
2016-	BYU	Head Coach
2015	Oregon State	Assistant HC/DC
2012-14	Utah	Assistant HC/DC/LB
2009-12	Utah	Def. Coordinator/LB
2005-08	Utah	Linebackers
2004	Southern Utah	Offensive Line/TE
2003	Southern Utah	Running Backs/TE
2002	BYU	GA-Defense
2001	Eastern Arizona	DB/Sp. Teams

BYU COACHING STAFF

OC/Quarterbacks Aaron Roderick (Booth)

BYU (2018-present) – OC/QB ('21-present); PGC/QB (18-20)
Utah (2005-13) – Co-OC/OC (15-16); PGC/QB (14); PGC/WR (12-13);
Co-OC/WR (10); WR (05-13)
Southern Utah – OC/Quarterbacks/Recruiting Coord. (2003-04)
Snow College – Running Backs (2002)
BYU (1999-01) – Graduate Assistant (Receivers (00-01); Linebackers (99))

Pass Game Coord./WR Fesi Sitake (Field)

BYU (2018-present) – PGC/Wide Receivers (21-present); WR (18-20)
Weber State (2014-17) – OC (16-17); PGC/WR (14-15)

Tight Ends Steve Clark (Booth)

BYU – Tight Ends (2016-present)
Weber State – Offensive Coordinator/Quarterbacks (2014-16)
Southern Utah – Offensive Coordinator/Quarterbacks (2008-13)
BYU – Graduate Assistant (Offensive Line/Special Teams (2005-07))
Utah – Defensive Assistant (2004)
St. Mary's – Passing Game Coordinator (2003)
Utah – Director of Operations (2002)
Provo High School (1994-00) – OC (97-00); Assistant (94-96)

Linebackers Kevin Clune (Field)

BYU (2020-present) – LB (2021-present); Senior Defensive Analyst (2020)
Memphis – Linebackers/Senior Defensive Assistant (2018-19)
Oregon State – Defensive Coordinator/Linebackers (2016-17)
Utah State – Defensive Coordinator/Linebackers (2015)
Hawai'i – Defensive Coordinator/Linebackers (2014)
Utah State – Linebackers (2009-13)
Weber State (2005-08) – Assistant Head Coach (08); DC/Linebackers (05-08)
Southern Utah – Defensive Coordinator/Linebackers (2003-04)
Utah – Graduate Assistant (2001-02)
Occidental College – Defensive Line (2000)
Fullerton JC – Special Teams Coordinator/Linebackers (1996-99)
Dos Pueblos (Calif.) HS – Linebackers (1993-94)
Palma (Calif.) HS – Defensive Line/Receivers (1991)

Offensive Line Darrell Funk (Field)

BYU – Offensive Line Coach (2021-present)
UTSA – Offensive Line Coach (2018-2019)
Indiana State – Run Game Coordinator/Offensive Line Coach (2017)
Purdue – Offensive Line Coach (2016)
Akron – Run Game Coordinator/Offensive Line Coach (2015)
Michigan – Offensive Line Coach (2011-14)
San Diego State – Offensive Line Coach (2009-10)
Ball State – Offensive Line Coach (2008)
Colorado Stat – Offensive Line Coach (2004-07)
Colorado State – Special teams Coordinator/Tight End Coach (2003)
Northern Illinois – Tight End Coach (2002)
Rhode Island – Defensive Coordinator (2000-01)
Rhode Island – Offensive Line Coach (1998-99)
Mesa State College – Offensive Coordinator/Offensive Line Coach (1995-97)
Mesa State College – Offensive Line Coach (1993-94)
Muskingum College – Defensive Coordinator/Defensive Line Coach (1991-92)
Muskingum College – Defensive Line Coach (1990)
Illinois – Graduate Assistant Coach (1988-89)
Colorado State – Student Assistant Coach (1987)

Cornerbacks Jernaro Gifford (Field)

BYU – Cornerbacks (2016-present)
Southern Utah – Secondary Coach (2014-15)
Whittier College – Graduate Assistant (Cornerbacks/Special Teams (2012-13))

Running Backs Harvey Unga (Field)

BYU, Running Backs (2020-present)
BYU, Graduate Assistant – RB/WR/OL (2016-19)



2022-23 BYU Football
Game Results
All games

Team Results

Date	Opponent		Score	Overall	Conf	Time	Attend
09/03/2022	at South Fla.	W	50-21	1-0	0-0	3:16	31521
09/10/2022	Baylor	Wot2	26-20	2-0	0-0	3:54	63470
09/17/2022	at Oregon	L	20-41	2-1	0-0	3:20	54463
09/24/2022	Wyoming	W	38-24	3-1	0-0	3:33	60092
09/29/2022	Utah St.	W	38-26	4-1	0-0	3:38	59417
10/08/2022	vs Notre Dame	L	20-28	4-2	0-0	3:00	62742
10/15/2022	Arkansas	L	35-52	4-3	0-0	3:32	63470
10/22/2022	at Liberty	L	14-41	4-4	0-0	3:15	24012
10/28/2022	East Carolina	L	24-27	4-5	0-0	3:30	55525
11/05/2022	at Boise St.	W	31-28	5-5	0-0	3:14	36461
11/19/2022	Utah Tech	W	52-26	6-5	0-0	3:37	56069
11/26/2022	at Stanford	W	35-26	7-5	0-0	3:12	25094



2022-23 BYU Football
Overall Team Statistics
All games

Team Statistics

	BYU	OPP
Scoring	383	360
Points per game	31.9	30.0
Points Off Turnovers	34	20
First Downs	269	264
Rushing	110	111
Passing	137	127
Penalty	22	26
Rushing Yardage	2087	2088
Yards gained rushing	2224	2264
Yards lost rushing	137	176
Rushing attempts	396	446
Average per rush	5.3	4.7
Average per game	173.9	174.0
TDs Rushing	17	21
Passing Yardage	3199	2828
Comp-Att-Int	250-380-6	246-371-7
Average per pass	8.4	7.6
Average per catch	12.8	11.5
Average per game	266.6	235.7
TDs Passing	32	23
Total offense	5286	4916
Total plays	776	817
Average per play	6.8	6.0
Average per game	440.5	409.7
Kick returns: #-Yards	21-425	28-621
Punt returns: #-Yards	13-127	10-60
Int returns: #-Yards	7-107	6-61
Kick return average	20.2	22.2
Punt return average	9.8	6.0
Int return average	15.3	10.2
Fumbles-Lost	10-3	10-4
Penalties-Yards	70-644	66-592
Average per game	53.7	49.3
Punts-Yards	36-1612	42-1765
Average per punt	44.8	42.0
Net punt average	41.7	38.5
Kickoffs-Yards	72-4299	70-4454
Average per kick	59.7	63.6
Net kick average	37.1	40.1
Time of possession / game	28:58	31:02
3rd-down conversion	65/145	72/160
3rd-down pct	45%	45%
4rd-down conversion	6/23	13/24



2022-23 BYU Football
Overall Team Statistics
All games

	BYU	OPP
4rd-down pct	26%	54%
Sacks by-Yards	13-82	12-60
Misc Yards	0	0
Touchdowns scored	51	45
Field goals - attempts	9-14	16-18
On-Side kicks	0-0	0-1
Red-zone scores	(33-42) 79%	(49-56) 88%
Red-zone touchdowns	(25-42) 60%	(35-56) 63%
PAT-attempts	(46-48) 96%	(38-40) 95%
2-point conversion-attempts	(1-3) 33%	(1-5) 20%
Attendance	358043	171551
Games / Avg per game	6/59674	5/34310
Neutral site games	-	1/62742

Score by Periods

Team	1st	2nd	3rd	4th	OT	TOT
BYU	109	98	92	78	6	383
Opponents	56	133	87	84	0	360



2022-23 BYU Football Combined Team Statistics All games

Team Results

Date	Opponent		Score	Att.
09/03/2022	at South Fla.	W	50-21	31521
09/10/2022	Baylor	Wot2	26-20	63470
09/17/2022	at Oregon	L	20-41	54463
09/24/2022	Wyoming	W	38-24	60092
09/29/2022	Utah St.	W	38-26	59417
10/08/2022	vs Notre Dame	L	20-28	62742
10/15/2022	Arkansas	L	35-52	63470
10/22/2022	at Liberty	L	14-41	24012
10/28/2022	East Carolina	L	24-27	55525
11/05/2022	at Boise St.	W	31-28	36461
11/19/2022	Utah Tech	W	52-26	56069
11/26/2022	at Stanford	W	35-26	25094

Rushing

Player	gp	att	gain	loss	net	avg	td	lg	avg/g
Christopher Brooks	10	111	744	15	729	6.6	5	52	72.9
Jaren Hall	12	86	423	73	350	4.1	3	48	29.2
Lopini Katoa	10	75	340	8	332	4.4	2	24	33.2
Miles Davis	8	40	236	11	225	5.6	0	70	28.1
Puka Nacua	9	25	219	10	209	8.4	5	75	23.2
Hinckley Ropati	8	31	165	5	160	5.2	1	43	20.0
Jackson McChesney	2	3	33	0	33	11.0	0	28	16.5
Terence Fall	12	1	25	0	25	25.0	1	25	2.1
Mason Fakahua	11	7	16	2	14	2.0	0	5	1.3
Chase Roberts	10	2	7	0	7	3.5	0	5	0.7
Jacob Conover	3	1	5	0	5	5.0	0	5	1.7
Chris Jackson	7	2	7	3	4	2.0	0	7	0.6
Gunner Romney	2	1	2	0	2	2.0	0	2	1.0
Kody Epps	8	1	2	0	2	2.0	0	2	0.3
Team	12	10	0	10	-10	-1.0	0	0	-0.8
Total	12	396	2224	137	2087	5.3	17	75	173.9
Opponents	12	446	2264	176	2088	4.7	21	80	174.0

Passing

Player	gp	effc	comp-att-int	pct	yds	td	lg	avg/g
Jaren Hall	12	160.8	248-376-6	66.0	3171	31	68	264.3
Keanu Hill	12	150.4	1-1-0	100.0	6	0	6	0.5
Jacob Conover	3	0.0	0-1-0	0.0	0	0	0	0.0
Chase Roberts	10	614.8	1-1-0	100.0	22	1	22	2.2
Team	12	0.0	0-1-0	0.0	0	0	0	0.0
Total	12	161.1	250-380-6	65.8	3199	32	68	266.6
Opponents	12	147.0	246-371-7	66.3	2828	23	80	235.7

Receiving

Player	gp	no.	yds	avg	td	lg	avg/g
Puka Nacua	9	48	625	13.0	5	46	69.4
Kody Epps	8	39	459	11.8	6	53	57.4
Keanu Hill	12	36	572	15.9	7	68	47.7
Brayden Cospers	12	27	351	13.0	1	40	29.3
Isaac Rex	12	21	293	14.0	6	43	24.4
Chase Roberts	10	21	351	16.7	3	59	35.1
Lopini Katoa	10	10	80	8.0	0	12	8.0
Masen Wake	11	10	42	4.2	0	10	3.8
Christopher Brooks	10	10	98	9.8	0	27	9.8
Dallin Holker	3	9	86	9.6	1	19	28.7
Miles Davis	8	6	27	4.5	0	14	3.4
Gunner Romney	2	5	59	11.8	0	34	29.5
Hinckley Ropati	8	4	95	23.8	1	48	11.9
Jaren Hall	12	2	28	14.0	1	22	2.3
Terence Fall	12	1	19	19.0	0	19	1.6
Ethan Erickson	10	1	14	14.0	1	14	1.4
Total	12	250	3199	12.8	32	68	266.6
Opponents	12	246	2828	11.5	23	80	235.7

Game Records

Record	Overall	Home	Away	Neutral
ALL GAMES	7-5	4-2	3-2	0-1
CONFERENCE	0-0	0-0	0-0	0-0
NON-CONFERENCE	7-5	4-2	3-2	0-1

Team Statistics

	BYU	OPP
First Downs	269	264
Rushing	110	111
Passing	137	127
Penalty	22	26
Rushing Yardage	2087	2088
Rushing attempts	396	446
Average per rush	5.3	4.7
Average per game	173.9	174.0
TDs Rushing	17	21
Passing Yardage	3199	2828
Comp-Att-Int	250-380-6	246-371-7
Average per pass	8.4	7.6
Average per catch	12.8	11.5
Average per game	266.6	235.7
TDs Passing	32	23
Total offense	5286	4916
Average per play	6.8	6.0
Average per game	440.5	409.7
Kick returns: #-Yards	21-425	28-621
Punt returns: #-Yards	13-127	10-60
Int returns: #-Yards	7-107	6-61
Fumbles-Lost	10-3	10-4
Penalties-Yards	70-644	66-592
Punts-Avg	36-44.8	42-42.0
Time of possession / game	28:58	31:02
3rd-down conversion	65/145	72/160
4rd-down conversion	6/23	13/24
PAT-attempts	(46-48) 96%	(38-40) 95%
2-point conversion-attempts	(1-3) 33%	(1-5) 20%

Interceptions

Player	no.	yds	avg	td	lg
Max Tooley	3	67	22.3	2	34
Ben Bywater	2	19	9.5	0	14
Jakob Robinson	1	0	0.0	0	0
Talan Alfrey	1	21	21.0	0	21
Total	7	107	15.3	2	34
Opponents	6	61	10.2	0	27



2022-23 BYU Football Combined Team Statistics All games

Field Goals

Player	fg	pct.	01-19	20-29	30-39	40-49	50-99	lg	blk
Jacob Oldroyd	8-13	61.5	0-0	2-2	5-10	1-1	0-0	45	0
Justen Smith	1-1	100.0	0-0	1-1	0-0	0-0	0-0	25	0
Opponents	16-18	88.9	0-0	8-8	5-5	1-3	2-2	54	0

Punting

Player	no.	yds	avg	lg	tb	fc	i20	50+	blk
Ryan Rehkow	36	1612	44.8	71	3	11	13	9	0
Total	36	1612	44.8	71	3	11	13	9	0
Opponents	42	1765	42.0	62	1	18	17	10	0

Scoring

Player	td	fg	PAT						pts
			kick	rush	rcv	pass	dxp	saf	
Jacob Oldroyd	-	8-13	42-42	-	-	-	-	-	66
Puka Nacua	10	-	-	-	-	-	-	-	60
Keanu Hill	7	-	-	-	1	-	-	-	44
Isaac Rex	6	-	-	-	-	-	-	-	36
Kody Epps	6	-	-	-	-	-	-	-	36
Christopher Brooks	5	-	-	-	-	-	-	-	30
Jaren Hall	4	-	-	-	-	1	-	-	24
Chase Roberts	3	-	-	-	-	-	-	-	18
Lopini Katoa	2	-	-	-	-	-	-	-	12
Max Tooley	2	-	-	-	-	-	-	-	12
Hinckley Ropati	2	-	-	-	-	-	-	-	12
Terence Fall	1	-	-	-	-	-	-	-	6
Justen Smith	-	1-1	3-5	-	-	-	-	-	6
Ethan Erickson	1	-	-	-	-	-	-	-	6
Dallin Holker	1	-	-	-	-	-	-	-	6
Brayden Cosper	1	-	-	-	-	-	-	-	6
Cash Peterman	-	-	1-1	-	-	-	-	-	1
Total	51	9-14	46-48	0	1	1	0	1	383
Opponents	45	16-18	38-40	0	1	1	0	1	360

Score by Periods

Team	1st	2nd	3rd	4th	OT	TOT
BYU	109	98	92	78	6	383
Opponents	56	133	87	84	0	360

Punt Returns

Player	no.	yds	avg	td	lg
Hobbs Nyberg	9	115	12.8	0	42
Talmage Gunther	4	12	3.0	0	7
Total	13	127	9.8	0	42
Opponents	10	60	6.0	0	28

Kick Returns

Player	no.	yds	avg	td	lg
Hobbs Nyberg	16	363	22.7	0	42
Talmage Gunther	3	44	14.7	0	19
Caleb Christensen	2	18	9.0	0	11
Total	21	425	20.2	0	42
Opponents	28	621	22.2	1	89

All Purpose

Player	g	rush	rcv	pr	kr	ir	total	avg/g
Puka Nacua	9	209	625	0	0	0	834	92.7
Christopher Brooks	10	729	98	0	0	0	827	82.7
Keanu Hill	12	0	572	0	0	0	572	47.7
Hobbs Nyberg	10	0	0	115	363	0	478	47.8
Kody Epps	8	2	459	0	0	0	461	57.6
Lopini Katoa	10	332	80	0	0	0	412	41.2
Jaren Hall	12	350	28	0	0	0	378	31.5
Chase Roberts	10	7	351	0	0	0	358	35.8
Brayden Cosper	12	0	351	0	0	0	351	29.3
Isaac Rex	12	0	293	0	0	0	293	24.4
Hinckley Ropati	8	160	95	0	0	0	255	31.9
Miles Davis	8	225	27	0	0	0	252	31.5
Dallin Holker	3	0	86	0	0	0	86	28.7
Max Tooley	7	0	0	0	0	67	67	9.6
Gunner Romney	2	2	59	0	0	0	61	30.5
Talmage Gunther	12	0	0	12	44	0	56	4.7
Terence Fall	12	25	19	0	0	0	44	3.7
Masen Wake	11	0	42	0	0	0	42	3.8
Jackson McChesney	2	33	0	0	0	0	33	16.5
Talan Alfrey	12	0	0	0	0	21	21	1.8
Ben Bywater	12	0	0	0	0	19	19	1.6
Caleb Christensen	6	0	0	0	18	0	18	3.0
Ethan Erickson	10	0	14	0	0	0	14	1.4
Mason Fakahua	11	14	0	0	0	0	14	1.3
Jacob Conover	3	5	0	0	0	0	5	1.7
Chris Jackson	7	4	0	0	0	0	4	0.6
Total	12	2087	3199	127	425	107	5945	495.4
Opponents	12	2088	2828	60	621	61	5658	471.5

Total Offense

Player	g	plays	rush	pass	total	avg/g
Jaren Hall	12	462	350	3171	3521	293.4
Christopher Brooks	10	111	729	0	729	72.9
Lopini Katoa	10	75	332	0	332	33.2
Miles Davis	8	40	225	0	225	28.1
Puka Nacua	9	25	209	0	209	23.2
Hinckley Ropati	8	31	160	0	160	20.0
Jackson McChesney	2	3	33	0	33	16.5
Chase Roberts	10	3	7	22	29	2.9
Terence Fall	12	1	25	0	25	2.1
Mason Fakahua	11	7	14	0	14	1.3
Keanu Hill	12	1	0	6	6	0.5
Jacob Conover	3	2	5	0	5	1.7
Chris Jackson	7	2	4	0	4	0.6
Gunner Romney	2	1	2	0	2	1.0
Kody Epps	8	1	2	0	2	0.3
Total	12	776	2087	3199	5286	440.5
Opponents	12	817	2088	2828	4916	409.7

Team Defense

##	Player	gp	Tackles			tfl/yds	Sacks	Pass defense			Fumbles		blkd	
			ua	a	tot			no-yds	int-yds	brup	qbh	fr-yds	ff	kick
2	Ben Bywater	12	27	60	87	4-13	1-4	2-19	2	



**2022-23 BYU Football
Combined Team Statistics
All games**

##	Player	gp	Tackles				Sacks	Pass defense			Fumbles		blkd	
			ua	a	tot	tfl/yds		no-yds	int-yds	brup	qbh	fr-yds	ff	kick
41	Keenan Pili	12	29	33	62	4-15	1-10	.	1	.	1-0	1	.	.
1	Micah Harper	12	33	25	58	2.5-13	.	.	3	.	.	2	.	.
31	Max Tooley	7	33	24	57	2-2	1-1	3-67	1	1	.	1	.	.
92	Tyler Batty	11	26	20	46	6-25	2-19	.	.	4	1-0	.	.	.
11	Gabe Jeudy-Lally	12	27	16	43	0.5-2	0.5-2	.	7
0	Jakob Robinson	12	30	12	42	1.5-16	.	1-0	5
95	Caden Haws	12	11	26	37	2-8	1-6	.	1	.	1-0	.	.	.
25	Talan Alfrey	12	20	16	36	.	.	1-21	2	.	1-0	.	.	.
45	Pepe Tanuvasa	12	13	22	35	0.5-0	.	.	2	1
18	Kaleb Hayes	11	21	12	33	.	.	.	7
49	Payton Wilgar	7	9	21	30	.	.	.	1
22	Ammon Hannemann	11	11	16	27
94	John Nelson	12	17	6	23	4-21	2-18	.	1	2
55	Lorenzo Fauatea	11	10	11	21	5-22	2.5-16	.	1	3	.	1	.	.
53	Fisher Jackson	11	9	10	19	1-2	.	.	1	1
5	D'Angelo Mandell	9	6	12	18	0.5-13	.	.	1
26	Ethan Slade	10	8	9	17	1-1	.	.	3	1
51	Alden Tofa	12	6	10	16	2.5-13	1-6
98	Gabe Summers	9	6	10	16	1-1	.	.	.	1
20	Jacob Boren	11	10	4	14	1-0	1-0
62	Atunaisa Mahe	7	4	9	13	1.5-5	.	.	.	1
93	Blake Mangelson	8	5	6	11	0.5-1	.	.	.	2
91	Earl Tuioiti-Mariner	10	4	7	11	1
28	Hayden Livingston	9	4	6	10
7	George Udo	12	3	7	10	0.5-0	.	.	1
13	Jackson Kaufusi	10	4	6	10
12	Malik Moore	4	5	4	9
17	Matthew Criddle	6	5	2	7
10	Morgan Pyper	12	2	5	7
97	Hunter Greer	7	4	2	6	1-3
27	Tavita Gagnier	5	4	2	6	.	.	.	1
16	Chris Jackson	7	3	3	6
59	Logan Lutui	3	1	4	5
42	Carter Krupp	8	3	1	4
34	Josh Wilson	3	2	1	3
96	Bruce Mitchell	7	2	1	3	1-4	.	.	1
3	Chaz Ah You	2	.	2	2	0.5-4
36	Talmage Gunther	12	1	1	2
46	Logan Pili	2	.	2	2
57	Josh Larsen	4	1	1	2	1-4
19	Mory Bamba	4	1	.	1
23	Chika Ebunoha	4	.	1	1



**2022-23 BYU Football
Combined Team Statistics
All games**

##	Player	gp	Tackles				Sacks	Pass defense			Fumbles		blkd	
			ua	a	tot	tfl/yds		no-yds	int-yds	brup	qbh	fr-yds	ff	kick
28	Tanner Wall	10	1	.	1
35	Zion Allen	2	1	.	1
99	Alema Pilimai	3	1	.	1
60	Tyler Little	2	1	.	1
21	Dean Jones	2	1	.	1
35	Houston Heimuli	12	1	.	1
2	Christopher Brooks	10	1	.	1
71	Blake Freeland	12	1	.	1
96	Carter Wheat	10	1	.	1
13	Masen Wake	11	1	.	1
18	Gunner Romney	2	1	.	1
36	Evan Johnson	2	1
38	Preston Rex	2	1
Totals		12	431	448	879	45-188	13-82	7-107	44	18	4-0	5	0	1
Opponents		12	398	360	758	51-141	12-60	6-61	32	27	3-0	5	0	1



2022-23 BYU Football
Individual Statistics
All games

Rushing

Player	gp	att	gain	loss	net	avg	td	lg	avg/g
Christopher Brooks	10	111	744	15	729	6.6	5	52	72.9
Jaren Hall	12	86	423	73	350	4.1	3	48	29.2
Lopini Katoa	10	75	340	8	332	4.4	2	24	33.2
Miles Davis	8	40	236	11	225	5.6	0	70	28.1
Puka Nacua	9	25	219	10	209	8.4	5	75	23.2
Hinckley Ropati	8	31	165	5	160	5.2	1	43	20.0
Jackson McChesney	2	3	33	0	33	11.0	0	28	16.5
Terence Fall	12	1	25	0	25	25.0	1	25	2.1
Mason Fakahua	11	7	16	2	14	2.0	0	5	1.3
Chase Roberts	10	2	7	0	7	3.5	0	5	0.7
Jacob Conover	3	1	5	0	5	5.0	0	5	1.7
Chris Jackson	7	2	7	3	4	2.0	0	7	0.6
Gunner Romney	2	1	2	0	2	2.0	0	2	1.0
Kody Epps	8	1	2	0	2	2.0	0	2	0.3
Team	12	10	0	10	-10	-1.0	0	0	-0.8
Total	12	396	2224	137	2087	5.3	17	75	173.9
Opponents	12	446	2264	176	2088	4.7	21	80	174.0

Passing

Player	gp	effic	comp-att-int	pct	yds	td	lg	avg/g
Jaren Hall	12	160.8	248-376-6	66.0	3171	31	68	264.3
Keanu Hill	12	150.4	1-1-0	100.0	6	0	6	0.5
Jacob Conover	3	0.0	0-1-0	0.0	0	0	0	0.0
Chase Roberts	10	614.8	1-1-0	100.0	22	1	22	2.2
Team	12	0.0	0-1-0	0.0	0	0	0	0.0
Total	12	161.1	250-380-6	65.8	3199	32	68	266.6
Opponents	12	147.0	246-371-7	66.3	2828	23	80	235.7

Receiving

Player	gp	no.	yds	avg	td	lg	avg/g
Puka Nacua	9	48	625	13.0	5	46	69.4
Kody Epps	8	39	459	11.8	6	53	57.4
Keanu Hill	12	36	572	15.9	7	68	47.7
Brayden Cospier	12	27	351	13.0	1	40	29.3
Isaac Rex	12	21	293	14.0	6	43	24.4
Chase Roberts	10	21	351	16.7	3	59	35.1
Lopini Katoa	10	10	80	8.0	0	12	8.0
Masen Wake	11	10	42	4.2	0	10	3.8
Christopher Brooks	10	10	98	9.8	0	27	9.8
Dallin Holker	3	9	86	9.6	1	19	28.7
Miles Davis	8	6	27	4.5	0	14	3.4
Gunner Romney	2	5	59	11.8	0	34	29.5
Hinckley Ropati	8	4	95	23.8	1	48	11.9
Jaren Hall	12	2	28	14.0	1	22	2.3
Terence Fall	12	1	19	19.0	0	19	1.6
Ethan Erickson	10	1	14	14.0	1	14	1.4
Total	12	250	3199	12.8	32	68	266.6
Opponents	12	246	2828	11.5	23	80	235.7

Punt Returns

Player	no.	yds	avg	td	lg
Hobbs Nyberg	9	115	12.8	0	42
Talmage Gunther	4	12	3.0	0	7
Total	13	127	9.8	0	42
Opponents	10	60	6.0	0	28

Interceptions

Player	no.	yds	avg	td	lg
Max Tooley	3	67	22.3	2	34
Ben Bywater	2	19	9.5	0	14
Jakob Robinson	1	0	0.0	0	0
Talan Alfrey	1	21	21.0	0	21
Total	7	107	15.3	2	34
Opponents	6	61	10.2	0	27

Kick Returns

Player	no.	yds	avg	td	lg
Hobbs Nyberg	16	363	22.7	0	42
Talmage Gunther	3	44	14.7	0	19
Caleb Christensen	2	18	9.0	0	11
Total	21	425	20.2	0	42
Opponents	28	621	22.2	1	89

Fumble Returns

Player	no.	yds	avg	td	lg
Caden Haws	1	0	0.0	0	0
Keenan Pili	1	0	0.0	0	0
Tyler Batty	1	0	0.0	0	0
Talan Alfrey	1	0	0.0	0	0
Total	4	0	0.0	0	0
Opponents	3	0	0.0	0	0



**2022-23 BYU Football
Individual Statistics
All games**

Scoring

Player	td	fg	PAT				dxp	saf	pts
			kick	rush	rcv	pass			
Jacob Oldroyd	-	8-13	42-42	-	-	-	-	-	66
Puka Nacua	10	-	-	-	-	-	-	-	60
Keanu Hill	7	-	-	-	1	-	-	-	44
Isaac Rex	6	-	-	-	-	-	-	-	36
Kody Epps	6	-	-	-	-	-	-	-	36
Christopher Brooks	5	-	-	-	-	-	-	-	30
Jaren Hall	4	-	-	-	-	1	-	-	24
Chase Roberts	3	-	-	-	-	-	-	-	18
Lopini Katoa	2	-	-	-	-	-	-	-	12
Max Tooley	2	-	-	-	-	-	-	-	12
Hinckley Ropati	2	-	-	-	-	-	-	-	12
Terence Fall	1	-	-	-	-	-	-	-	6
Justen Smith	-	1-1	3-5	-	-	-	-	-	6
Ethan Erickson	1	-	-	-	-	-	-	-	6
Dallin Holker	1	-	-	-	-	-	-	-	6
Brayden Cospers	1	-	-	-	-	-	-	-	6
Cash Peterman	-	-	1-1	-	-	-	-	-	1
Total	51	9-14	46-48	0	1	1	0	1	383
Opponents	45	16-18	38-40	0	1	1	0	1	360

Field Goals

Player	fg	pct.	01-19	20-29	30-39	40-49	50-99	lg	blk
Jacob Oldroyd	8-13	61.5	0-0	2-2	5-10	1-1	0-0	45	0
Justen Smith	1-1	100.0	0-0	1-1	0-0	0-0	0-0	25	0
Opponents	16-18	88.9	0-0	8-8	5-5	1-3	2-2	54	0

FG Sequence

Team Name	BYU	Opponents
South Fla.	(39),(37)	
Baylor	(27),(39),35,37	43
Oregon	38	(28),(25)
Wyoming	(25)	(28)
Utah St.	(45),33,35	(50),(33)
East Carolina	(36)	(23),42,(33)
Boise St.	(25)	
Utah Tech	(32)	(47),(21)
Notre Dame		(26),(20)
Arkansas		(34)
Liberty		(22),(37)
Stanford		(34),(54)

Numbers in (parentheses) indicate field goal was made

Total Offense

Player	g	plays	rush	pass	total	avg/g
Jaren Hall	12	462	350	3171	3521	293.4
Christopher Brooks	10	111	729	0	729	72.9
Lopini Katoa	10	75	332	0	332	33.2
Miles Davis	8	40	225	0	225	28.1
Puka Nacua	9	25	209	0	209	23.2
Hinckley Ropati	8	31	160	0	160	20.0
Jackson McChesney	2	3	33	0	33	16.5
Chase Roberts	10	3	7	22	29	2.9
Terence Fall	12	1	25	0	25	2.1
Mason Fakahua	11	7	14	0	14	1.3
Keanu Hill	12	1	0	6	6	0.5
Jacob Conover	3	2	5	0	5	1.7
Chris Jackson	7	2	4	0	4	0.6
Gunner Romney	2	1	2	0	2	1.0
Kody Epps	8	1	2	0	2	0.3
Team	12	0	-10	0	-10	-0.8
Total	12	776	2087	3199	5286	440.5
Opponents	12	817	2088	2828	4916	409.7

Punting

Player	no.	yds	avg	lg	tb	fc	i20	50+	blk
Ryan Rehkov	36	1612	44.8	71	3	11	13	9	0
Total	36	1612	44.8	71	3	11	13	9	0
Opponents	42	1765	42.0	62	1	18	17	10	0

Kickoffs

Player	no.	yds	avg	tb	ob	retn	net	ydlin
Jacob Oldroyd	64	3828	59.8	32	3			
Cash Peterman	7	408	58.3	1	0			
Ryan Rehkov	1	63	63.0	0	0			
Total	72	4299	59.7	33	3	28	37.1	27
Opponents	70	4454	63.6	42	0	21	40.1	24



2022-23 BYU Football
Individual Statistics
All games

All Purpose

Player	g	rush	rcv	pr	kr	ir	total	avg/g
Puka Nacua	9	209	625	0	0	0	834	92.7
Christopher Brooks	10	729	98	0	0	0	827	82.7
Keanu Hill	12	0	572	0	0	0	572	47.7
Hobbs Nyberg	10	0	0	115	363	0	478	47.8
Kody Epps	8	2	459	0	0	0	461	57.6
Lopini Katoa	10	332	80	0	0	0	412	41.2
Jaren Hall	12	350	28	0	0	0	378	31.5
Chase Roberts	10	7	351	0	0	0	358	35.8
Brayden Cospers	12	0	351	0	0	0	351	29.3
Isaac Rex	12	0	293	0	0	0	293	24.4
Hinckley Ropati	8	160	95	0	0	0	255	31.9
Miles Davis	8	225	27	0	0	0	252	31.5
Dallin Holker	3	0	86	0	0	0	86	28.7
Max Tooley	7	0	0	0	0	67	67	9.6
Gunner Romney	2	2	59	0	0	0	61	30.5
Talmage Gunther	12	0	0	12	44	0	56	4.7
Terence Fall	12	25	19	0	0	0	44	3.7
Masen Wake	11	0	42	0	0	0	42	3.8
Jackson McChesney	2	33	0	0	0	0	33	16.5
Talan Alfrey	12	0	0	0	0	21	21	1.8
Ben Bywater	12	0	0	0	0	19	19	1.6
Caleb Christensen	6	0	0	0	18	0	18	3.0
Ethan Erickson	10	0	14	0	0	0	14	1.4
Mason Fakahua	11	14	0	0	0	0	14	1.3
Jacob Conover	3	5	0	0	0	0	5	1.7
Chris Jackson	7	4	0	0	0	0	4	0.6
Team	12	-10	0	0	0	0	-10	-0.8
Total	12	2087	3199	127	425	107	5945	495.4
Opponents	12	2088	2828	60	621	61	5658	471.5



**2022-23 BYU Football
Overall Defense Statistics
All games**

Team Defense

##	Player	gp	Tackles				tfl/yds	Sacks no-yds	Pass defense			Fumbles		blkd	
			ua	a	tot				int-yds	brup	qbh	fr-yds	ff	kick	saf
2	Ben Bywater	12	27	60	87	4-13	1-4	2-19	2		
41	Keenan Pili	12	29	33	62	4-15	1-10	.	1	.	1-0	1	.	.	
1	Micah Harper	12	33	25	58	2.5-13	.	.	3	.	.	2	.	.	
31	Max Tooley	7	33	24	57	2-2	1-1	3-67	1	1	.	1	.	.	
92	Tyler Batty	11	26	20	46	6-25	2-19	.	.	4	1-0	.	.	.	
11	Gabe Jeudy-Lally	12	27	16	43	0.5-2	0.5-2	.	7	
0	Jakob Robinson	12	30	12	42	1.5-16	.	1-0	5	
95	Caden Haws	12	11	26	37	2-8	1-6	.	1	.	1-0	.	.	.	
25	Talan Alfrey	12	20	16	36	.	.	1-21	2	.	1-0	.	.	.	
45	Pepe Tanuvasa	12	13	22	35	0.5-0	.	.	2	1	
18	Kaleb Hayes	11	21	12	33	.	.	.	7	
49	Payton Wilgar	7	9	21	30	.	.	.	1	
22	Ammon Hannemann	11	11	16	27	
94	John Nelson	12	17	6	23	4-21	2-18	.	1	2	
55	Lorenzo Fauatea	11	10	11	21	5-22	2.5-16	.	1	3	.	1	.	.	
53	Fisher Jackson	11	9	10	19	1-2	.	.	1	1	
5	D'Angelo Mandell	9	6	12	18	0.5-13	.	.	1	
26	Ethan Slade	10	8	9	17	1-1	.	.	3	1	
51	Alden Tofa	12	6	10	16	2.5-13	1-6	
98	Gabe Summers	9	6	10	16	1-1	.	.	.	1	
20	Jacob Boren	11	10	4	14	1-0	1-0	
62	Atunaisa Mahe	7	4	9	13	1.5-5	.	.	.	1	
93	Blake Mangelson	8	5	6	11	0.5-1	.	.	.	2	
91	Earl Tuioti-Mariner	10	4	7	11	1	
28	Hayden Livingston	9	4	6	10	
13	Jackson Kaufusi	10	4	6	10	
7	George Udo	12	3	7	10	0.5-0	.	.	1	
12	Malik Moore	4	5	4	9	
10	Morgan Pyper	12	2	5	7	
17	Matthew Criddle	6	5	2	7	
16	Chris Jackson	7	3	3	6	
97	Hunter Greer	7	4	2	6	1-3	
27	Tavita Gagnier	5	4	2	6	.	.	.	1	
59	Logan Lutui	3	1	4	5	
42	Carter Krupp	8	3	1	4	
96	Bruce Mitchell	7	2	1	3	1-4	.	.	1	
34	Josh Wilson	3	2	1	3	
57	Josh Larsen	4	1	1	2	1-4	
46	Logan Pili	2	.	2	2	
36	Talmage Gunther	12	1	1	2	
3	Chaz Ah You	2	.	2	2	0.5-4	



2022-23 BYU Football
Overall Defense Statistics
All games

##	Player	gp	Tackles				Sacks	Pass defense			Fumbles		blkd	
			ua	a	tot	tfl/yds		no-yds	int-yds	brup	qbh	fr-yds	ff	kick
96	Carter Wheat	10	1	.	1
21	Dean Jones	2	1	.	1
13	Masen Wake	11	1	.	1
35	Houston Heimuli	12	1	.	1
18	Gunner Romney	2	1	.	1
99	Alema Pilimai	3	1	.	1
71	Blake Freeland	12	1	.	1
23	Chika Ebunoha	4	.	1	1
60	Tyler Little	2	1	.	1
2	Christopher Brooks	10	1	.	1
19	Mory Bamba	4	1	.	1
35	Zion Allen	2	1	.	1
28	Tanner Wall	10	1	.	1
38	Preston Rex	2	1
36	Evan Johnson	2	1
	Totals	12	431	448	879	45-188	13-82	7-107	44	18	4-0	5	0	1
	Opponents	12	398	360	758	51-141	12-60	6-61	32	27	3-0	5	0	1



**2022-23 BYU Football
Team Game-by-Game
All games**

Date	Opponent	Rushing				Receiving				Passing				Kick Returns				Punt Returns				tot off
		no.	yds	td	lg	no.	yds	td	lg	cmp-att-int	yds	td	lg	no.	yds	td	lg	no.	yds	td	lg	
09/03/2022	at South Fla.	37	312	3	75	25	261	2	22	25-32-1	261	2	22	1	19	0	19	1	7	0	7	573
09/10/2022	Baylor	33	83	1	13	24	283	2	37	24-40-0	283	2	37	0	0	0	0	3	5	0	3	366
09/17/2022	at Oregon	24	61	1	11	29	305	2	35	29-41-0	305	2	35	3	61	0	26	0	0	0	0	366
09/24/2022	Wyoming	30	188	1	70	26	337	4	68	26-33-0	337	4	68	1	19	0	19	3	30	0	17	525
09/29/2022	Utah St.	32	117	1	34	18	280	3	40	18-28-0	280	3	40	3	82	0	35	1	12	0	12	397
10/08/2022	vs Notre Dame	29	164	1	28	9	120	2	53	9-17-1	120	2	53	0	0	0	0	1	42	0	42	284
10/15/2022	Arkansas	30	115	2	14	26	356	3	37	26-41-1	356	3	37	0	0	0	0	1	5	0	5	471
10/22/2022	at Liberty	16	71	0	22	16	187	2	46	16-34-0	187	2	46	3	44	0	26	0	0	0	0	258
10/28/2022	East Carolina	42	244	1	24	18	144	2	30	18-25-0	144	2	30	3	52	0	18	0	0	0	0	388
11/05/2022	at Boise St.	32	154	1	48	29	377	3	48	29-42-2	377	3	48	2	34	0	23	0	0	0	0	531
11/19/2022	Utah Tech	41	220	2	26	23	456	5	59	23-35-1	456	5	59	4	87	0	42	3	26	0	15	676
11/26/2022	at Stanford	50	358	3	43	7	93	2	43	7-12-0	93	2	43	1	27	0	27	0	0	0	0	451
BYU		396	2087	17	75	250	3199	32	68	250-380-6	3199	32	68	21	425	0	42	13	127	0	42	5286
Opponents		446	2088	21	80	246	2828	23	80	246-371-7	2828	23	80	28	621	1	89	10	60	0	28	4916

BYU Averages

Games	Avg/ rush	Avg/ catch	Pass effic	KR avg	PR avg	All purpose avg/game	Total offense avg/game
12	5.3	12.8	161.1	20.2	9.8	495.4	440.5

Date	Opponent	Tackles			Sacks	Fumble	Pass Defense			blkd	PAT attempts			off				
		ua	a total	tfl-yds	no-yds	ff fr-yds	int-yds	qbh	brup	kick	kick	rush	rcv	saf	t/o	pts		
09/03/2022	at South Fla.	34	28	62	2.0-3	1-0	0	0-0	1-33	0	2	0	6-6	0	0	1	7	50
09/10/2022	Baylor	47	42	89	6.0-24	4-22	0	0-0	0-0	5	3	0	2-2	0	0	0	0	26
09/17/2022	at Oregon	33	40	73	4.0-35	0-0	0	0-0	1-5	0	2	0	2-2	0	0	0	6	20
09/24/2022	Wyoming	32	26	58	7.0-41	2-24	0	0-0	0-0	2	4	0	5-5	0	0	0	0	38
09/29/2022	Utah St.	37	60	97	5.0-11	2-7	1	1-0	2-48	3	8	0	5-5	0	0	0	7	38
10/08/2022	vs Notre Dame	39	50	89	3.0-9	0-0	0	0-0	1-0	0	2	0	2-3	0	0	0	0	20
10/15/2022	Arkansas	42	38	80	1.0-1	0-0	1	1-0	0-0	2	5	0	3-4	0	1	0	0	35
10/22/2022	at Liberty	46	36	82	5.0-17	0-0	1	1-0	1-21	1	0	0	2-2	0	0	0	7	14
10/28/2022	East Carolina	28	44	72	3.0-11	0-0	1	0-0	0-0	2	2	0	3-3	0	0	0	0	24
11/05/2022	at Boise St.	33	20	53	3.0-12	1-10	1	1-0	0-0	0	3	0	4-4	0	0	0	0	31
11/19/2022	Utah Tech	33	20	53	3.0-5	0-0	0	0-0	1-0	3	10	0	7-7	0	0	0	7	52
11/26/2022	at Stanford	27	44	71	3.0-19	3-19	0	0-0	0-0	0	3	0	5-5	0	0	0	0	35
BYU		431	448	879	45.0-188	13-82	5	4-0	7-107	18	44	0	46-48	0	1	1	34	383
Opponents		398	360	758	51.0-141	12-60	5	3-0	6-61	27	32	0	38-40	0	1	1	20	360

Date	Opponent	Punting							Field Goals			Kickoffs						
		no.	yds	avg	long	blkd	tb	fc	50+	i20	md-att	long	blkd	no.	yds	avg	tb	ob
09/03/2022	at South Fla.	2	72	36.0	37	0	0	0	0	2	2-2	39	0	9	502	55.8	0	0
09/10/2022	Baylor	5	213	42.6	48	0	1	2	0	0	2-4	39	0	6	359	59.8	1	1
09/17/2022	at Oregon	2	79	39.5	45	0	0	1	0	0	0-1	0	0	4	230	57.5	2	0
09/24/2022	Wyoming	4	187	46.8	59	0	0	1	1	2	1-1	25	0	7	445	63.6	4	1
09/29/2022	Utah St.	3	132	44.0	45	0	0	0	0	0	1-3	45	0	6	388	64.7	5	0
10/08/2022	vs Notre Dame	3	138	46.0	50	0	0	2	1	1	0-0	0	0	5	323	64.6	4	0
10/15/2022	Arkansas	2	86	43.0	44	0	0	1	0	1	0-0	0	0	6	375	62.5	6	0
10/22/2022	at Liberty	5	223	44.6	55	0	1	2	2	2	0-0	0	0	3	187	62.3	2	0
10/28/2022	East Carolina	3	176	58.7	71	0	0	0	3	1	1-1	36	0	5	325	65.0	4	0
11/05/2022	at Boise St.	1	38	38.0	38	0	0	0	0	1	1-1	25	0	6	266	44.3	1	1
11/19/2022	Utah Tech	5	219	43.8	61	0	1	2	2	3	1-1	32	0	9	574	63.8	3	0
11/26/2022	at Stanford	1	49	49.0	49	0	0	0	0	0	0-0	0	0	6	325	54.2	1	0
BYU		36	1612	44.8	71	0	3	11	9	13	9-14	45	0	72	4299	59.7	33	3



2022-23 BYU Football
Team Game-by-Game
All games

Date	Opponent	Punting										Field Goals			Kickoffs				
		no.	yds	avg	long	blkd	tb	fc	50+	i20	md-att	long	blkd	no.	yds	avg	tb	ob	
Opponents		42	1765	42.0	62	0	1	18	10	17	16-18	54	0	70	4454	63.6	42	0	



**2022-23 BYU Football
Opponents Game-by-Game
All games**

Date	Opponent	Rushing				Receiving				Passing				Kick Returns				Punt Returns				tot off		
		no.	yds	td	lg	no.	yds	td	lg	cmp	att	int	yds	td	lg	no.	yds	td	lg	no.	yds		td	lg
09/03/2022	at South Fla.	26	121	2	13	17	172	0	50	17	30	1	172	0	50	8	239	1	89	0	0	0	0	293
09/10/2022	Baylor	52	152	2	13	18	137	1	19	18	28	0	137	1	19	4	65	0	23	1	6	0	6	289
09/17/2022	at Oregon	44	212	3	36	14	227	2	50	14	20	1	227	2	50	1	18	0	18	1	-7	0	0	439
09/24/2022	Wyoming	34	124	1	19	14	154	2	31	14	27	0	154	2	31	2	66	0	37	1	0	0	0	278
09/29/2022	Utah St.	49	204	1	23	19	188	2	28	19	32	2	188	2	28	1	17	0	17	3	25	0	18	392
10/08/2022	vs Notre Dame	45	234	0	46	22	262	3	32	22	28	1	262	3	32	1	4	0	4	1	6	0	6	496
10/15/2022	Arkansas	42	277	2	64	29	367	5	39	29	40	0	367	5	39	0	0	0	0	0	0	0	0	644
10/22/2022	at Liberty	48	300	3	80	24	247	2	40	24	29	1	247	2	40	1	19	0	19	0	0	0	0	547
10/28/2022	East Carolina	36	227	3	35	15	197	0	51	15	22	0	197	0	51	1	32	0	32	2	28	0	28	424
11/05/2022	at Boise St.	30	104	2	13	17	219	2	24	17	23	0	219	2	24	2	40	0	29	0	0	0	0	323
11/19/2022	Utah Tech	21	80	0	12	25	340	3	80	25	50	1	340	3	80	2	31	0	17	0	0	0	0	420
11/26/2022	at Stanford	19	53	2	15	32	318	1	36	32	42	0	318	1	36	5	90	0	25	1	2	0	2	371
Opponents		446	2088	21	80	246	2828	23	80	246	371	7	2828	23	80	28	621	1	89	10	60	0	28	4916
BYU		396	2087	17	75	250	3199	32	68	250	380	6	3199	32	68	21	425	0	42	13	127	0	42	5286

Opponents Averages

Games	Avg/ rush	Avg/ catch	Pass effic	KR avg	PR avg	All purpose avg/game	Total offense avg/game
12	4.7	11.5	147.0	22.2	6.0	471.5	409.7

Date	Opponent	Tackles			Sacks no-yds	Fumble ff fr-yds	Pass Defense			blkd kick	PAT attempts			off					
		ua	a total	tfl-yds			int-yds	qbh	brup		kick	kick	rush	rcv	saf	t/o	pts		
09/03/2022	at South Fla.	47	18	65	7.0-19	1-1	1	0-0	1-12	1	2	0	3-3	0	0	0	0	0	21
09/10/2022	Baylor	35	30	65	5.0-16	2-11	0	0-0	0-0	3	3	0	2-3	0	0	0	0	0	20
09/17/2022	at Oregon	32	34	66	3.0-7	1-4	0	0-0	0-0	1	3	0	5-5	0	0	0	0	0	41
09/24/2022	Wyoming	39	22	61	6.0-17	1-7	0	0-0	0-0	2	2	0	3-3	0	0	0	0	0	24
09/29/2022	Utah St.	27	34	61	5.0-22	2-15	0	0-0	0-0	2	2	0	2-2	0	0	0	0	0	26
10/08/2022	vs Notre Dame	20	32	52	4.0-9	2-6	1	0-0	1-6	1	1	0	2-2	0	0	1	3	28	
10/15/2022	Arkansas	33	28	61	3.0-5	0-0	2	2-0	1-0	5	1	0	7-7	0	0	0	14	52	
10/22/2022	at Liberty	26	14	40	6.0-22	2-9	1	0-0	0-0	3	8	0	5-5	0	0	0	0	41	
10/28/2022	East Carolina	36	38	74	3.0-5	0-0	0	0-0	0-0	3	1	0	3-3	0	0	0	0	27	
11/05/2022	at Boise St.	42	20	62	2.0-2	0-0	0	0-0	2-16	2	5	0	4-4	0	0	0	0	28	
11/19/2022	Utah Tech	40	38	78	5.0-14	1-7	0	1-0	1-27	4	3	0	2-2	0	0	0	3	26	
11/26/2022	at Stanford	21	52	73	2.0-3	0-0	0	0-0	0-0	0	1	0	0-1	0	1	0	0	26	
Opponents		398	360	758	51.0-141	12-60	5	3-0	6-61	27	32	0	38-40	0	1	1	20	360	
BYU		431	448	879	45.0-188	13-82	5	4-0	7-107	18	44	0	46-48	0	1	1	34	383	

Date	Opponent	Punting							Field Goals			Kickoffs						
		no.	yds	avg	long	blkd	tb	fc	50+	i20	md-att	long	blkd	no.	yds	avg	tb	ob
09/03/2022	at South Fla.	4	164	41.0	52	0	0	2	1	1	0-0	0	0	5	334	66.8	3	0
09/10/2022	Baylor	6	256	42.7	51	0	0	3	1	4	0-1	0	0	4	260	65.0	4	0
09/17/2022	at Oregon	2	68	34.0	39	0	0	1	0	0	2-2	28	0	8	499	62.4	5	0
09/24/2022	Wyoming	6	267	44.5	53	0	0	2	2	2	1-1	28	0	5	322	64.4	3	0
09/29/2022	Utah St.	4	151	37.8	52	0	1	1	1	2	2-2	50	0	5	324	64.8	1	0
10/08/2022	vs Notre Dame	2	113	56.5	59	0	0	1	2	1	2-2	26	0	6	390	65.0	6	0
10/15/2022	Arkansas	1	62	62.0	62	0	0	0	1	1	1-1	34	0	9	585	65.0	9	0
10/22/2022	at Liberty	1	49	49.0	49	0	0	0	0	0	2-2	37	0	8	486	60.8	5	0
10/28/2022	East Carolina	2	72	36.0	38	0	0	2	0	1	2-3	33	0	5	318	63.6	1	0
11/05/2022	at Boise St.	4	174	43.5	59	0	0	2	1	2	0-0	0	0	5	297	59.4	3	0
11/19/2022	Utah Tech	7	281	40.1	51	0	0	2	1	2	2-2	47	0	5	316	63.2	0	0
11/26/2022	at Stanford	3	108	36.0	44	0	0	2	0	1	2-2	54	0	5	323	64.6	2	0
Opponents		42	1765	42.0	62	0	1	18	10	17	16-18	54	0	70	4454	63.6	42	0



2022-23 BYU Football
Opponents Game-by-Game
All games

Date	Opponent	Punting										Field Goals			Kickoffs				
		no.	yds	avg	long	blkd	tb	fc	50+	i20	md-att	long	blkd	no.	yds	avg	tb	ob	
BYU		36	1612	44.8	71	0	3	11	9	13	9-14	45	0	72	4299	59.7	33	3	



2022-23 BYU Football
Team Game Highs
All games

BYU - Game Highs

RUSHES	50	at Stanford (11/26/2022)
YARDS RUSHING	358	at Stanford (11/26/2022)
YARDS PER RUSH	8.4	at South Fla. (09/03/2022)
TD RUSHES	3	at Stanford (11/26/2022)
	3	at South Fla. (09/03/2022)
PASS ATTEMPTS	42	at Boise St. (11/05/2022)
PASS COMPLETIONS	29	at Boise St. (11/05/2022)
	29	at Oregon (09/17/2022)
YARDS PASSING	456	Utah Tech (11/19/2022)
YARDS PER PASS	13.0	Utah Tech (11/19/2022)
TD PASSES	5	Utah Tech (11/19/2022)
TOTAL PLAYS	76	Utah Tech (11/19/2022)
TOTAL OFFENSE	676	Utah Tech (11/19/2022)
YARDS PER PLAY	8.9	Utah Tech (11/19/2022)
POINTS	52	Utah Tech (11/19/2022)
SACKS BY	4	Baylor (09/10/2022)
FIRST DOWNS	30	Utah Tech (11/19/2022)
PENALTIES	11	Wyoming (09/24/2022)
	11	Utah Tech (11/19/2022)
PENALTY YARDS	132	Utah Tech (11/19/2022)
TURNOVERS	3	Arkansas (10/15/2022)
PUNTS	5	Utah Tech (11/19/2022)
	5	at Liberty (10/22/2022)
	5	Baylor (09/10/2022)
PUNTING AVG	58.7	East Carolina (10/28/2022)
LONG PUNT	71	East Carolina (10/28/2022)
PUNTS INSIDE 20	3	Utah Tech (11/19/2022)
LONG PUNT RETURN	42	vs Notre Dame (N) (10/08/2022)



**2022-23 BYU Football
Opponent Match Highs
All games**

Opponent - Game Highs

RUSHES	52	Baylor (09/10/2022)
YARDS RUSHING	300	at Liberty (10/22/2022)
YARDS PER RUSH	6.6	Arkansas (10/15/2022)
TD RUSHES	3	East Carolina (10/28/2022)
	3	at Liberty (10/22/2022)
	3	at Oregon (09/17/2022)
PASS ATTEMPTS	50	Utah Tech (11/19/2022)
PASS COMPLETIONS	32	at Stanford (11/26/2022)
YARDS PASSING	367	Arkansas (10/15/2022)
YARDS PER PASS	11.4	at Oregon (09/17/2022)
TD PASSES	5	Arkansas (10/15/2022)
TOTAL PLAYS	82	Arkansas (10/15/2022)
TOTAL OFFENSE	644	Arkansas (10/15/2022)
YARDS PER PLAY	7.9	Arkansas (10/15/2022)
POINTS	52	Arkansas (10/15/2022)
SACKS BY	2	vs Notre Dame (N) (10/08/2022)
	2	at Liberty (10/22/2022)
	2	Utah St. (09/29/2022)
	2	Baylor (09/10/2022)
FIRST DOWNS	34	Arkansas (10/15/2022)
PENALTIES	14	Baylor (09/10/2022)
PENALTY YARDS	117	Baylor (09/10/2022)
TURNOVERS	3	Utah St. (09/29/2022)
PUNTS	7	Utah Tech (11/19/2022)
PUNTING AVG	62.0	Arkansas (10/15/2022)
LONG PUNT	62	Arkansas (10/15/2022)
PUNTS INSIDE 20	4	Baylor (09/10/2022)
LONG PUNT RETURN	28	East Carolina (10/28/2022)



**2022-23 BYU Football
Team Match Lows
All games**

BYU - Game Lows

RUSHES	16	at Liberty (10/22/2022)
YARDS RUSHING	61	at Oregon (09/17/2022)
YARDS PER RUSH	2.5	Baylor (09/10/2022)
TD RUSHES	0	at Liberty (10/22/2022)
PASS ATTEMPTS	12	at Stanford (11/26/2022)
PASS COMPLETIONS	7	at Stanford (11/26/2022)
YARDS PASSING	93	at Stanford (11/26/2022)
YARDS PER PASS	5.5	at Liberty (10/22/2022)
TD PASSES	2	at Stanford (11/26/2022)
	2	East Carolina (10/28/2022)
	2	at Liberty (10/22/2022)
	2	vs Notre Dame (N) (10/08/2022)
	2	at Oregon (09/17/2022)
	2	Baylor (09/10/2022)
	2	at South Fla. (09/03/2022)
TOTAL PLAYS	46	vs Notre Dame (N) (10/08/2022)
TOTAL OFFENSE	258	at Liberty (10/22/2022)
YARDS PER PLAY	5.0	Baylor (09/10/2022)
POINTS	14	at Liberty (10/22/2022)
SACKS BY	0	Utah Tech (11/19/2022)
	0	East Carolina (10/28/2022)
	0	at Liberty (10/22/2022)
	0	Arkansas (10/15/2022)
	0	vs Notre Dame (N) (10/08/2022)
	0	at Oregon (09/17/2022)
FIRST DOWNS	12	at Liberty (10/22/2022)
PENALTIES	0	at Stanford (11/26/2022)
PENALTY YARDS	0	at Stanford (11/26/2022)
INTERCEPTIONS BY	0	at Stanford (11/26/2022)
	0	at Boise St. (11/05/2022)
	0	East Carolina (10/28/2022)
	0	Arkansas (10/15/2022)
	0	Wyoming (09/24/2022)
	0	Baylor (09/10/2022)
PUNTS	1	at Stanford (11/26/2022)
	1	at Boise St. (11/05/2022)
PUNTING AVG	36.0	at South Fla. (09/03/2022)
LONG PUNT	37	at South Fla. (09/03/2022)
PUNTS INSIDE 20	0	at Stanford (11/26/2022)
	0	Utah St. (09/29/2022)
	0	at Oregon (09/17/2022)
	0	Baylor (09/10/2022)
LONG PUNT RETURN	0	at Stanford (11/26/2022)
	0	at Boise St. (11/05/2022)
	0	East Carolina (10/28/2022)
	0	at Liberty (10/22/2022)
	0	at Oregon (09/17/2022)



**2022-23 BYU Football
Opponent Match Lows
All games**

Opponent - Game Lows

RUSHES	19	at Stanford (11/26/2022)
YARDS RUSHING	53	at Stanford (11/26/2022)
YARDS PER RUSH	2.8	at Stanford (11/26/2022)
TD RUSHES	0	vs Notre Dame (N) (10/08/2022)
	0	Utah Tech (11/19/2022)
PASS ATTEMPTS	20	at Oregon (09/17/2022)
PASS COMPLETIONS	14	Wyoming (09/24/2022)
	14	at Oregon (09/17/2022)
YARDS PASSING	137	Baylor (09/10/2022)
YARDS PER PASS	4.9	Baylor (09/10/2022)
TD PASSES	0	East Carolina (10/28/2022)
	0	at South Fla. (09/03/2022)
TOTAL PLAYS	53	at Boise St. (11/05/2022)
TOTAL OFFENSE	278	Wyoming (09/24/2022)
YARDS PER PLAY	3.6	Baylor (09/10/2022)
POINTS	20	Baylor (09/10/2022)
SACKS BY	0	at Stanford (11/26/2022)
	0	at Boise St. (11/05/2022)
	0	East Carolina (10/28/2022)
	0	Arkansas (10/15/2022)
FIRST DOWNS	12	at South Fla. (09/03/2022)
PENALTIES	1	vs Notre Dame (N) (10/08/2022)
PENALTY YARDS	10	vs Notre Dame (N) (10/08/2022)
INTERCEPTIONS BY	0	at Stanford (11/26/2022)
	0	East Carolina (10/28/2022)
	0	at Liberty (10/22/2022)
	0	Utah St. (09/29/2022)
	0	Wyoming (09/24/2022)
	0	at Oregon (09/17/2022)
	0	Baylor (09/10/2022)
PUNTS	1	at Liberty (10/22/2022)
	1	Arkansas (10/15/2022)
PUNTING AVG	34.0	at Oregon (09/17/2022)
LONG PUNT	38	East Carolina (10/28/2022)
PUNTS INSIDE 20	0	at Liberty (10/22/2022)
	0	at Oregon (09/17/2022)
LONG PUNT RETURN	0	Utah Tech (11/19/2022)
	0	at Boise St. (11/05/2022)
	0	at Liberty (10/22/2022)
	0	Arkansas (10/15/2022)
	0	Wyoming (09/24/2022)
	0	at Oregon (09/17/2022)
	0	at South Fla. (09/03/2022)



**2022-23 BYU Football
Individual Game Highs
All games**

BYU - Individual Game Highs

RUSHES	23	Christopher Brooks at Stanford (11/26/2022)
YARDS RUSHING	164	Christopher Brooks at Stanford (11/26/2022)
TD RUSHES	2	Puka Nacua vs Arkansas (10/15/2022)
	2	Puka Nacua at South Fla. (09/03/2022)
LONG RUSH	75	Puka Nacua at South Fla. (09/03/2022)
PASS ATTEMPTS	42	Jaren Hall at Boise St. (11/05/2022)
PASS COMPLETIONS	29	Jaren Hall at Boise St. (11/05/2022)
	29	Jaren Hall at Oregon (09/17/2022)
YARDS PASSING	456	Jaren Hall vs Utah Tech (11/19/2022)
TD PASSES	5	Jaren Hall vs Utah Tech (11/19/2022)
LONG PASS	68	Jaren Hall vs Wyoming (09/24/2022)
RECEPTIONS	14	Puka Nacua at Boise St. (11/05/2022)
YARDS RECEIVING	160	Keanu Hill vs Wyoming (09/24/2022)
TD RECEPTIONS	3	Keanu Hill vs Utah Tech (11/19/2022)
LONG RECEPTION	68	Keanu Hill vs Wyoming (09/24/2022)
PUNTS	5	Ryan Rehkow vs Utah Tech (11/19/2022)
	5	Ryan Rehkow at Liberty (10/22/2022)
	5	Ryan Rehkow vs Baylor (09/10/2022)
PUNTING AVG	58.7	Ryan Rehkow vs East Carolina (10/28/2022)
LONG PUNT	71	Ryan Rehkow vs East Carolina (10/28/2022)
PUNTS INSIDE 20	3	Ryan Rehkow vs Utah Tech (11/19/2022)
LONG PUNT RETURN	42	Hobbs Nyberg vs Notre Dame (N) (10/08/2022)
LONG KICKOFF RETURN	42	Hobbs Nyberg vs Utah Tech (11/19/2022)
TACKLES	13	Max Tooley vs Notre Dame (N) (10/08/2022)
	13	Max Tooley vs Baylor (09/10/2022)
SACKS	1.5	Lorenzo Fauatea at Stanford (11/26/2022)
TACKLES FOR LOSS	2	Max Tooley vs Utah St. (09/29/2022)



**2022-23 BYU Football
Opponent Individual Match Highs
All games**

Opponent - Individual Game Highs

RUSHES	23	Dae Dae Hunter at Liberty (10/22/2022)
YARDS RUSHING	213	Dae Dae Hunter at Liberty (10/22/2022)
TD RUSHES	3	Bo Nix at Oregon (09/17/2022)
LONG RUSH	80	Dae Dae Hunter at Liberty (10/22/2022)
PASS ATTEMPTS	50	Victor Gabalis vs Utah Tech (11/19/2022)
PASS COMPLETIONS	31	Tanner McKee at Stanford (11/26/2022)
YARDS PASSING	367	KJ Jefferson vs Arkansas (10/15/2022)
TD PASSES	5	KJ Jefferson vs Arkansas (10/15/2022)
LONG PASS	80	Victor Gabalis vs Utah Tech (11/19/2022)
RECEPTIONS	11	Brycen Tremayne at Stanford (11/26/2022)
	11	Joey Hobert vs Utah Tech (11/19/2022)
	11	Michael Mayer vs Notre Dame (N) (10/08/2022)
YARDS RECEIVING	138	Deven Osborne vs Utah Tech (11/19/2022)
TD RECEPTIONS	3	Matt Landers vs Arkansas (10/15/2022)
LONG RECEPTION	80	Deven Osborne vs Utah Tech (11/19/2022)
FIELD GOALS	2	Joshua Karty at Stanford (11/26/2022)
	2	Connor Brooksby vs Utah Tech (11/19/2022)
	2	Andrew Conrad vs East Carolina (10/28/2022)
	2	Nick Brown at Liberty (10/22/2022)
	2	Blake Grupe vs Notre Dame (N) (10/08/2022)
	2	Connor Coles vs Utah St. (09/29/2022)
	2	Camden Lewis at Oregon (09/17/2022)
LONG FIELD GOALS	54	Joshua Karty at Stanford (11/26/2022)
PUNTS	7	Andrew Day vs Utah Tech (11/19/2022)
PUNTING AVG	62.0	Reid Bauer vs Arkansas (10/15/2022)
LONG PUNT	62	Reid Bauer vs Arkansas (10/15/2022)
PUNTS INSIDE 20	4	Issac Power vs Baylor (09/10/2022)
LONG PUNT RETURN	28	Malik Fleming vs East Carolina (10/28/2022)
LONG KICKOFF RETURN	89	Jimmy Horn Jr. at South Fla. (09/03/2022)
TACKLES	12	Alaka'i Gilman at Stanford (11/26/2022)
SACKS	1	Mackavelli Malotumau vs Utah Tech (11/19/2022)
	1	Tyren Dupree at Liberty (10/22/2022)
	1	Juawan Treadwell at Liberty (10/22/2022)
	1	Prince Kollie vs Notre Dame (N) (10/08/2022)
	1	Ike Larsen vs Utah St. (09/29/2022)
	1	MJ Tafisi vs Utah St. (09/29/2022)
	1	Devin Neal vs Baylor (09/10/2022)
	1	Matt Jones vs Baylor (09/10/2022)
	1	Jatorian Hansford at South Fla. (09/03/2022)
TACKLES FOR LOSS	2.5	Cole Godbout vs Wyoming (09/24/2022)
INTERCEPTIONS	1	Jayden Sheridan vs Utah Tech (11/19/2022)
	1	Rodney Robinson at Boise St. (11/05/2022)
	1	JL Skinner at Boise St. (11/05/2022)
	1	Hudson Clark vs Arkansas (10/15/2022)
	1	TaRiq Bracy vs Notre Dame (N) (10/08/2022)
	1	Mekhi LaPointe at South Fla. (09/03/2022)



**2022-23 BYU Football
Games Played
All games**

##	Player	GP-GS	USF	Baylor	Oregon	UW	USU	ND	Ark	Lib	ECU	Boise	UTTECH	Stan
0	Kody Epps	8/4	XXX	START	XXX	START	XXX	XXX	START	START
0	Jakob Robinson	12/4	XXX	XXX	XXX	XXX	START	XXX	XXX	XXX	XXX	START	START	START
1	Keanu Hill	12/9	START	XXX	START	START	START	XXX	START	START	START	START	XXX	START
1	Micah Harper	12/8	XXX	XXX	XXX	XXX	START	START	START	START	START	START	START	START
2	Ben Bywater	12/6	XXX	XXX	XXX	START	XXX	XXX	XXX	START	START	START	START	START
2	Christopher Brooks	10/7	START	START	START	XXX	START	XXX	START	START	XXX	START
3	Jaren Hall	12/12	START	START	START	START	START	START	START	START	START	START	START	START
3	Chaz Ah You	2/1	XXX	START
4	Lopini Katoa	10/4	XXX	XXX	XXX	START	XXX	START	...	XXX	START	START	XXX	...
5	D'Angelo Mandell	9/4	START	START	START	START	XXX	XXX	XXX	XXX	XXX
5	Sol-Jay Maiava	0/0
5	Dallin Holker	3/1	START	XXX	XXX
7	George Udo	12/0	XXX	XXX	XXX	XXX	XXX	XXX	XXX	XXX	XXX	XXX	XXX	XXX
7	Hinckley Ropati	8/1	XXX	...	XXX	XXX	...	XXX	XXX	XXX	START	XXX
10	Morgan Pyper	12/0	XXX	XXX	XXX	XXX	XXX	XXX	XXX	XXX	XXX	XXX	XXX	XXX
11	Gabe Judy-Lally	12/9	XXX	XXX	XXX	START	START	START	START	START	START	START	START	START
11	Cade Fennegan	0/0
12	Malik Moore	4/4	START	START	START	START
12	Puka Nacua	9/7	START	XXX	...	START	XXX	START	START	START	START	START
13	Jackson Kaufusi	10/0	XXX	...	XXX	XXX	XXX	XXX	XXX	XXX	...	XXX	XXX	XXX
13	Masen Wake	11/4	START	XXX	START	XXX	...	START	XXX	XXX	XXX	XXX	START	XXX
15	Caleb Christensen	6/0	...	XXX	XXX	...	XXX	XXX	XXX	XXX
15	Nick Billoups	0/0
16	Chris Jackson	7/0	XXX	XXX	XXX	XXX	XXX	...	XXX	XXX
17	Matthew Criddle	6/0	XXX	XXX	XXX	XXX	XXX	XXX
17	Jacob Conover	3/0	XXX	XXX	XXX
18	Gunner Romney	2/2	START	START
18	Kaleb Hayes	11/10	START	START	START	...	START	START	START	START	START	XXX	START	START
19	Miles Davis	8/0	XXX	XXX	XXX	XXX	XXX	XXX	XXX	...	XXX	...
19	Mory Bamba	4/0	XXX	XXX	XXX	XXX	...
20	Brayden Cospier	12/6	XXX	START	XXX	START	START	XXX	XXX	XXX	START	START	XXX	START
20	Jacob Boren	11/1	XXX	XXX	XXX	XXX	XXX	...	XXX	XXX	XXX	XXX	START	XXX
21	Jackson McChesney	2/0	XXX	XXX
21	Dean Jones	2/0	XXX	XXX
21	Ammon Hannemann	11/4	START	START	START	START	XXX	XXX	XXX	XXX	XXX	XXX	XXX	...
22	Mason Fakahua	11/0	XXX	XXX	XXX	XXX	XXX	XXX	XXX	XXX	XXX	...	XXX	XXX
23	Hobbs Nyberg	10/0	XXX	XXX	XXX	XXX	XXX	XXX	XXX	XXX	XXX	XXX
23	Chika Ebuoha	4/0	XXX	XXX	XXX	XXX	...
24	Ryan Rehkow	12/0	XXX	XXX	XXX	XXX	XXX	XXX	XXX	XXX	XXX	XXX	XXX	XXX
25	Talan Alfrey	12/8	XXX	XXX	XXX	XXX	START	START	START	START	START	START	START	START
26	Ethan Slade	10/0	XXX	XXX	XXX	XXX	XXX	XXX	XXX	XXX	XXX	...
27	Tavita Gagnier	5/0	XXX	XXX	XXX	...	XXX	XXX
27	Chase Roberts	10/2	XXX	START	START	XXX	XXX	XXX	XXX	XXX	XXX	XXX
27	Beau Robinson	0/0
28	Hayden Livingston	9/0	XXX	XXX	XXX	XXX	XXX	XXX	XXX	XXX	...	XXX
28	Tanner Wall	10/0	XXX	XXX	XXX	XXX	XXX	XXX	XXX	XXX	XXX	XXX
29	Korbyn Green	3/0	XXX	XXX	XXX
30	Quenton Rice	0/0
31	Max Tooley	7/6	START	START	START	...	XXX	START	START	START
32	Tate Romney	3/0	XXX	XXX	XXX
32	Enoch Nawahine	0/0
33	Nathan Gillis	1/0	XXX
34	Josh Wilson	3/0	XXX	XXX	...	XXX
35	Houston Heimuli	12/0	XXX	XXX	XXX	XXX	XXX	XXX	XXX	XXX	XXX	XXX	XXX	XXX
35	Zion Allen	2/0	XXX	XXX	...
36	Talmage Gunther	12/0	XXX	XXX	XXX	XXX	XXX	XXX	XXX	XXX	XXX	XXX	XXX	XXX
36	Evan Johnson	2/0	XXX	XXX	...
37	Justen Smith	3/0	XXX	...	XXX	XXX
38	Preston Rex	2/0	XXX	XXX	...
39	Jacob Oldroyd	12/0	XXX	XXX	XXX	XXX	XXX	XXX	XXX	XXX	XXX	XXX	XXX	XXX



**2022-23 BYU Football
Games Played
All games**

##	Player	GP-GS	USF	Baylor	Oregon	UW	USU	ND	Ark	Lib	ECU	Boise	UTTECH	Stan
41	Keenan Pili	12/12	START	START	START	START	START	START	START	START	START	START	START	START
42	Carter Krupp	8/0	...	XXX	XXX	XXX	XXX	XXX	XXX	XXX	XXX
43	Micah Wilson	0/0
44	Michael Daley	0/0
45	Pepe Tanuvasa	12/3	XXX	XXX	XXX	XXX	XXX	XXX	XXX	XXX	START	START	START	XXX
46	Logan Pili	2/0	XXX	XXX
48	Bodie Schoonover	1/0	XXX	...
49	Payton Wilgar	7/7	START	START	START	START	START	START	START
51	Alden Tofa	12/0	XXX	XXX	XXX	XXX	XXX	XXX	XXX	XXX	XXX	XXX	XXX	XXX
52	Joe Tukuafu	9/2	XXX	...	XXX	...	XXX	XXX	XXX	START	...	START	XXX	XXX
53	Fisher Jackson	11/0	XXX	XXX	XXX	XXX	XXX	...	XXX	XXX	XXX	XXX	XXX	XXX
54	Dalton Riggs	2/0	XXX	XXX	...
55	Lorenzo Fauatea	11/5	START	XXX	XXX	XXX	START	START	XXX	START	...	XXX	XXX	START
56	Clark Barrington	12/12	START	START	START	START	START	START	START	START	START	START	START	START
57	Josh Larsen	4/1	XXX	XXX	XXX	START
58	Aisea Moa	1/0	XXX	...
59	Logan Lutui	3/1	...	XXX	START	XXX
59	Lisala Tai	1/0	XXX	...
60	Tyler Little	2/0	XXX	XXX	...
62	Atunaisa Mahe	7/0	XXX	XXX	XXX	XXX	XXX	XXX	XXX
64	Braden Keim	10/0	XXX	XXX	XXX	XXX	XXX	XXX	XXX	XXX	XXX	XXX
66	Sonny Makasini	1/0	XXX	...
68	Peter Falaniko	0/0
70	Connor Pay	11/11	START	START	START	START	START	START	START	...	START	START	START	START
71	Blake Freeland	12/12	START	START	START	START	START	START	START	START	START	START	START	START
72	Sione Veikoso	1/0	XXX	...
74	Campbell Barrington	9/0	XXX	XXX	XXX	XXX	XXX	XXX	XXX	XXX	XXX
75	Sam Dawe	1/0	XXX	...
76	Harris LaChance	12/12	START	START	START	START	START	START	START	START	START	START	START	START
77	Donovan Hanna	0/0
78	Kingsley Suamataia	11/11	START	START	START	START	START	START	START	START	START	...	START	START
79	Ben Ward	1/0	XXX	...
80	Lane Lunt	5/0	XXX	XXX	XXX	XXX	XXX
82	Parker Kingston	0/0
83	Isaac Rex	12/11	XXX	START	START	START	START	START	START	START	START	START	START	START
84	Austin Riggs	7/0	XXX	XXX	XXX	XXX	XXX	XXX	XXX
85	Anthony Olsen	0/0
86	Dom Henry	0/0
87	Britton Hogan	6/0	XXX	XXX	XXX	XXX	XXX	XXX
88	Terence Fall	12/0	XXX	XXX	XXX	XXX	XXX	XXX	XXX	XXX	XXX	XXX	XXX	XXX
89	Kade Moore	0/0
90	Joshua Singh	7/0	XXX	XXX	XXX	...	XXX	XXX	...	XXX	XXX	...
91	Earl Tuioti-Mariner	10/3	XXX	XXX	XXX	XXX	START	XXX	START	START	XXX	XXX
92	Tyler Batty	11/11	START	START	...	START	START	START	START	START	START	START	START	START
93	Blake Mangelson	8/1	XXX	XXX	XXX	START	XXX	XXX	XXX	XXX
94	John Nelson	12/10	START	START	START	XXX	START	START	START	START	XXX	START	START	START
95	Caden Haws	12/12	START	START	START	START	START	START	START	START	START	START	START	START
96	Carter Wheat	10/0	XXX	...	XXX	XXX	XXX	...	XXX	XXX	XXX	XXX	XXX	XXX
96	Bruce Mitchell	7/0	XXX	XXX	...	XXX	...	XXX	...	XXX	XXX	XXX
97	Ethan Erickson	10/1	XXX	XXX	XXX	XXX	START	XXX	XXX	XXX	XXX	XXX
97	Hunter Greer	7/0	XXX	...	XXX	XXX	XXX	...	XXX	XXX	XXX	...
98	Gabe Summers	9/2	XXX	START	START	XXX	XXX	...	XXX	XXX	XXX	XXX
99	Alema Piliimai	3/0	XXX	XXX	XXX	...
99	Cash Peterman	2/0	XXX	XXX