

BYU BASKETBALL

Kyle Chilton, BYU Athletic Communications | O: (801) 422-4909 | C: (801) 372-2080 | kyle_chilton@byu.edu | 30 Smith Fieldhouse • Provo, UT • 84602

BYU 2014-15 SCHEDULE

O29	Wed	Cougar Tipoff	BYUtv	
N1	Sat	Colorado School of Mines (Exh)	BYUtv	W, 82-64
N8	Sat	Seattle Pacific (Exh)	BYUtv	W, 75-44
N14	Fri	Long Beach State	BYUtv	W, 95-90
N18	Tue	Arkansas-Little Rock*	BYUtv	W, 91-62
N19	Wed	Southern Virginia	BYUtv	W, 101-48
N24	Mon	vs. No. 15 San Diego State*	ESPN2 L, 87-92 (20T)	
N25	Tue	vs. Chaminade*	ESPN2 W, 121-85	
N26	Wed	vs. Purdue*	ESPN2 L, 85-87 (OT)	
N29	Sat	Eastern Kentucky	BYUtv	W, 90-76
D2	Tue	at Utah State	CBS SN	W, 91-81
D6	Sat	vs. Hawaii#	BYUtv	W, 90-70
D10	Wed	No. 13 Utah	ESPNU	L, 61-65
D13	Sat	at Weber State	KJZZ	W, 76-60
D20	Sat	Stanford	ESPNU	W, 79-77
D23	Tue	UMass	BYUtv	W, 77-71 (OT)
D27	Sat	No. 8 Gonzaga	ESPN2	L, 80-87
D29	Mon	Portland	BYUtv	W, 97-88
J1	Thu	at Santa Clara	BYUtv	W, 81-46
J3	Sat	at San Francisco	ROOT/CSN BA	W, 99-68
J8	Thu	Pepperdine	ESPNU	L, 61-67
J10	Sat	Loyola Marymount	BYUtv	W, 85-72
J15	Thu	at Pacific	ESPNU	8 p.m.
J17	Sat	at Saint Mary's	ESPN2	8 p.m.
J24	Sat	at San Diego	TWC/Root/CSN CA	1 p.m.
J29	Thu	San Francisco	ESPNU	9 p.m.
J31	Sat	Santa Clara	BYUtv	7 p.m.
F5	Thu	at Pepperdine	TWC	8 p.m.
F7	Sat	at Loyola Marymount	TWC/Root/CSN CA	1 p.m.
F12	Thu	Saint Mary's	ESPN or ESPN2	7 p.m.
F14	Sat	Pacific	BYUtv	7 p.m.
F19	Thu	San Diego	ESPNU	8 p.m.
F26	Thu	at Portland	Root	7 p.m.
F28	Sat	at Gonzaga	ESPN or ESPN 2	TBA

^ Exhibition
 * EA SPORTS Maui Invitational
 # at EnergySolutions Arena
 All times local to site

SOCIAL MEDIA

Website: www.BYUcougars.com
 Facebook: [/BYUbasketball](https://www.facebook.com/BYUbasketball) /BYUcougars
 Twitter: [@BYUbasketball](https://twitter.com/BYUbasketball) | [@BYUcougars](https://twitter.com/BYUcougars)
 Instagram: [BYUcougars](https://www.instagram.com/BYUcougars)
 Vine: [BYUcougars](https://vine.co/BYUcougars)
 Hashtag: [#BYUhoops](https://twitter.com/BYUhoops)

Follow @BYUgamenotes on Twitter for in-game Cougar achievements, milestones and notes.



Pacific (9-8, 1-4 WCC) TIGERS

Head Coach: Ron Verlin
 Alma Mater: Idaho, 1990
 Career Record: 27-24 (2nd)
 Record at Pacific: Same

GAME INFORMATION

TV: ESPNU
 TV Talent: Roxy Bernstein (play-by-play)
 Corey Williams (analyst)
 Live Video: WatchESPN.com
 Radio: Cougar IMG Sports Network
 KSL 102.7 FM / 1160 AM
 Radio Talent: Greg Wrubell (play-by-play)
 Brock Zylstra (analyst)
 Live Stats: BYUcougars.com

SERIES INFORMATION

Series Record: Series tied 4-4
 Last Meeting: Pacific won 89-82, 2/13/14
 H/A/N: 2-1/1-2/1-1



BYU (14-5, 4-2 WCC) COUGARS

Head Coach: Dave Rose
 Alma Mater: Houston, 1983
 Division I Career Record: 246-83 (10th)
 Record at BYU: Same

BYU STORYLINES

- BYU is 14-5 in Dave Rose's 10th season. Rose is BYU's all-time leader in winning percentage at 74.8 percent and second in career wins at 246. He has led the Cougars to nine-straight 20-win seasons and nine-straight postseason appearances (7 NCAA tournament appearances and 2 NITs).
- Tyler Haws, the 2013-14 West Coast Conference Player of the Year, has been named preseason All-WCC and to the Wooden Award and Naismith Trophy preseason Top 50. He was sixth in the nation and led the league in scoring last season and is currently first in the WCC and third nationally in scoring at 22.1 ppg.
- Kyle Collinsworth has become a double-double machine this season, posting seven double-doubles, including three triple-doubles. The triple-doubles came against Hawai'i, Gonzaga and San Francisco.

BYU'S PROJECTED STARTING LINEUP (BASED ON PREVIOUS GAME)



#5 | Kyle Collinsworth
 Guard
 6-6 | 210 | Jr.
 Provo, Utah
 Provo HS

GP/GS	MPG	Pts	Reb	Ast	Stl	FG%	3PT%	FT%
18/18	29.5	12.7	8.3	5.8	2.3	.473	.313	.728

Last Game: Posted 13 points, 10 rebounds, 8 assists and 4 steals against LMU
Notes: Preseason All-WCC ... named WCC Player of the Week on Dec. 8 ... has seven double-doubles, three triple-doubles on the season ... top 55 in the nation in rebounds, assists and steals



#1 | Chase Fischer
 Guard
 6-3 | 195 | Jr.
 Ripley, West Virginia
 Wake Forest

GP/GS	MPG	Pts	Reb	Ast	Stl	FG%	3PT%	FT%
19/19	27.9	13.8	2.0	2.5	0.9	.448	.431	.816

Last Game: Hit 5 of 8 from three and scored 19 points, had 5 four assists, 1 block and 1 steal vs. LMU
Notes: Has scored in double figures 13 times this season ... hit 15 threes in Maui, including a BYU record 10 against Chaminade ... leads the team with 59 made threes



#3 | Tyler Haws
 Guard
 6-5 | 195 | Sr.
 Alpine, Utah
 Lone Peak HS

GP/GS	MPG	Pts	Reb	Ast	Stl	FG%	3PT%	FT%
19/19	31.6	22.1	4.5	2.4	0.8	.489	.384	.887

Last Game: Scored 26 points, hit 7 of 7 from the free throw line and had 4 boards, 3 assists and 1 steal vs. LMU
Notes: First in the WCC, third in the nation in scoring ... has 3 30-point games this season ... has scored 20-plus points 11 times ... third all-time in scoring at BYU



#20 | Anson Winder
 Guard
 6-3 | 190 | Sr.
 Las Vegas, Nevada
 Bishop Gorman HS

GP/GS	MPG	Pts	Reb	Ast	Stl	FG%	3PT%	FT%
19/5	27.4	14.7	3.9	2.2	1.3	.513	.385	.738

Last Game: Totaled 15 points, 5 assists, 1 block and 2 steals vs. LMU
Notes: Has scored in double figures 16 times and reached 20 points twice ... second on the team in scoring and steals



#41 | Luke Worthington
 Forward
 6-10 | 235 | So.
 Mequon, Wisconsin
 Homestead HS

GP/GS	MPG	Pts	Reb	Ast	Stl	FG%	3PT%	FT%
19/18	16.1	2.7	2.2	0.2	0.4	.439	.000	.652


Last Game: Had 2 rebounds and 1 assist vs. LMU
Notes: Has started 18 of BYU's 19 games this season after starting three games in 2013-14 ... has hit 10 of his last 12 from the free throw line

OFF THE BYU BENCH

No.	Name	Pos.	Ht.	Wt.	Yr.	Pts.	Reb.	Hometown (Previous School)	Notes
2	Jordan Ellis	G	6-1	180	Jr.	0.3	0.3	Medford, Ore. (Portland State)	Did not play vs. LMU
10	Ryan Andrus	F	6-11	215	Fr.	0.8	0.8	American Fork, Utah (American Fork HS)	Did not play vs. LMU
12	Josh Sharp	F	6-7	190	Sr.	1.2	1.3	Highland, Utah (Utah)	Had 1 rebound vs. LMU
15	Jake Toolson	G	6-5	215	Fr.	3.4	1.9	Gilbert, Ariz. (Highland HS)	Posted 3 points and 1 rebound vs. LMU
23	Skyler Halford	G	6-1	175	Sr.	5.3	2.2 (app)	Orem, Utah (SLCC)	Hit 3 of 6 from three for 9 points and added 4 assists and 2 steals vs. LMU
24	Frank Bartley IV	G	6-3	200	So.	2.1	1.6	Baton Rouge, La. (Future College Prep)	Did not play vs. LMU
30	Dalton Nixon	F	6-7	215	Fr.	2.3	1.8	Orem, Utah (Orem HS)	Had 1 rebound vs. LMU
33	Nate Austin	F	6-11	230	Sr.	3.0	5.6	Alpine, Utah (Lone Peak HS)	Out with a torn right hamstring since Dec. 10
35	Isaac Neilson	C	6-11	225	Fr.	4.2	2.6	Mission Viejo, Calif. (Mission Viejo HS)	Played 3 minutes vs. LMU
44	Corbin Kaufusi	C	6-10	245	Fr.	3.3	3.4	Provo, Utah (Timpview HS)	Had 4 rebounds and 1 block vs. LMU

CAREER HIGHLIGHTS

- 246-83 overall record (second all-time at BYU in wins) for a BYU record .748 winning percentage
- Currently 11th among active coaches in the NCAA in career winning percentage (as of Jan. 11, 2015)
- Reached 200 career victories in his 259th game as a head coach, 15th fastest in NCAA history
- With 232 victories through nine seasons is fifth all-time for best career starts by wins in NCAA history
- With 209 victories through first eight seasons is fourth all-time for best career starts by wins in NCAA history
- With 185 victories through first seven seasons is fourth all-time for best career starts by wins in NCAA history
- With 159 victories through first six seasons is tied for third all-time for best career starts by wins in NCAA history
- With 127 victories through five seasons is sixth all-time for best career starts by wins in NCAA history
- Streak of nine-consecutive 20-win seasons is tied for 20th all-time in NCAA history and tied for the 10th longest current streak
- Four Mountain West Conference regular season titles, a BYU and MWC record
- Three-time MWC Coach of the Year (2006, 2007, 2011)
- Two-time USBWA District VIII Coach of the Year (2006, 2011)
- Naismith Coach of the Year Finalist in 2011
- Honorable Mention for National Coach of the Year by Scout.com (2006)
- Seven trips to the NCAA tournament (a BYU record), including six-consecutive trips from 2007 to 2012 (a BYU record)
- Six-consecutive 25-win seasons (2006-11), and nine-consecutive 20-win seasons, both BYU records
- Holds top two spots for wins in a season in BYU history with 32 in 2010-11 and 30 in 2009-10
- Only BYU coach to win at least 20 games in each of his first nine seasons
- Took BYU to the Sweet 16 in 2011 for the first time since 1981
- Coached Jimmer Fredette, the 2011 Consensus National Player of the Year
- Inducted into the Dixie State Athletics Hall of Fame on Sept. 14, 2013



COACHING EXPERIENCE

- BYU Head Coach (2005-present)
- BYU Associate Head Coach (2000-2005)
- BYU Assistant Coach (1997-2000)
- Dixie State Head Coach (1990-1997)
- Dixie State Assistant Coach (1987-1990)
- Assistant coach at Pine View High School (1986-87)
- Head coach at Millard High School (1983-86)

SERVICE

- A member of the National Coaches vs. Cancer Council
- Assisting with the Hope Lodge, a facility to be constructed in Salt Lake City to house families of cancer patients
- NABC Game Pillar Award for Service in 2008
- 63rd recipient of the Dale Rex Memorial Award
- Honorary Chair of the Children with Cancer Christmas Foundation
- Was the first coach in the state of Utah to participate in the American Cancer Society's nationwide Coaches vs. Cancer campaign
- Lobbied before Congress for more funding for cancer research in September 2010

EDUCATION

- Houston (1983, B.A.)

PLAYING CAREER

- Played baseball and basketball at Dixie State College
- Played for Houston from 1980-83 (played in 1980-81 and 82-83, redshirted in 1981-82)
- Co-Captain on the famous "Phi-Slamma Jamma" team that featured Hakeem (then Akeem) Olajuwon and Clyde Drexler
- Helped Houston achieve a No. 1 ranking and reach the national championship game in 1983

MISSION

- Manchester England (1977-79)

PERSONAL/FAMILY

- Wife: Cheryl
- Children: Daughter Chanell and husband Brock Reichner, son Garrett and wife Brooke, daughter Taylor
- Dave and Cheryl Rose have seven grandchildren

TOP CAREER START BASED ON CURRENT NUMBER OF YEARS (THROUGH 2013-14)

Coch, School	Yrs.	W	L	Pct.
Brad Underwood, Stephen F. Austin	1	32	3	.914
Kevin Ollie, UConn	2	52	18	.743
Steve Prohm, Murray State	3	75	23	.765
Fred Hoiberg, Iowa State	4	90	47	.657
Andy Toole, Robert Morris	4	90	50	.643
Shaka Smart, VCU	5	137	46	.749
John Groce, Illinois	6	128	84	.604
Buzz Williams, Virginia Tech	7	153	86	.640
Tim Cluess, Iona	8	190	68	.736
Dave Rose, BYU	9	232	78	.748
Sean Miller, Arizona	10	249	95	.724
Jamie Dixon, Pittsburgh	11	288	96	.750
Mike Anderson, Arkansas	12	259	137	.654
Randy Bennett, Saint Mary's	13	286	137	.676
Thad Matta, Ohio State	14	377	114	.768
Mark Few, Gonzaga	15	403	100	.801

BEST CAREER STARTS BY WINS, 9 SEASONS

Coch, School	Date	W	L	Pct.
Roy Williams, Kansas	1989-97	247	58	.810
Everett Case, NC State	1947-55	241	56	.811
Jamie Dixon, Pittsburgh	2004-12	238	77	.756
Mark Few, Gonzaga	2000-08	236	60	.797
Dave Rose, BYU	2006-14	232	78	.748
Thad Matta, Butler, Xavier, OSU	2001-09	229	77	.748
Denny Crum, Louisville	1972-80	219	55	.799
Jerry Tarkanian, LBSU, UNLV	1969-76	218	33	.869
Sean Miller, Xavier, Arizona	2005-13	216	90	.706
Bruce Weber, S. Ill., Illinois	1999-07	215	82	.724

ROSE'S BYU COACHING LEDGER

Season	Overall	Pct.	Home	Pct.	Away	Pct.	Neutral	Pct.	Conf.	Pct.	Tourney	NCAA/NIT
05-06	20-9	.690	14-1	.933	5-7	.417	1-2	.500	12-4	.750	0-1	0-1 NIT
06-07	25-9	.735	17-0	1.000	6-7	.462	2-2	.500	13-3	.813	2-1	0-1 NCAA
07-08	27-8	.771	16-0	1.000	9-3	.615	3-3	.500	14-2	.875	2-1	0-1 NCAA
08-09	25-8	.758	14-2	.875	8-5	.750	2-3	.400	12-4	.750	1-1	0-1 NCAA
09-10	30-6	.833	15-1	.938	10-4	.714	5-1	.833	13-3	.813	1-1	1-1 NCAA
10-11	32-5	.865	13-1	.929	10-1	.909	9-3	.750	14-2	.875	2-1	2-1 NCAA
11-12	26-9	.743	13-3	.813	8-3	.727	5-3	.625	12-4	.750	1-1	1-1 NCAA
12-13	24-12	.667	15-3	.833	7-5	.583	2-4	.333	10-6	.625	0-1	3-1 NIT
13-14	23-12	.657	14-1	.933	5-8	.385	4-3	.571	13-5	.722	2-1	0-1 NCAA
14-15	14-5	.737	8-3	.727	4-0	1.000	2-2	.500	4-2	.667	0-0	0-0
Totals	246-83	.748	139-15	.903	72-43	.626	35-25	.583	117-35	.770	11-9	7-9

ROSE'S MILESTONE VICTORIES

Win	Date	Opponent	Score	Record
25	12/06/06	San Jose State	81-69	25-11 (.694)
50	11/23/07	vs. No. 6 Louisville	78-76	50-18 (.735)
75	11/20/08	North Florida	74-41	75-26 (.743)
100	11/20/09	at Hawaii	83-65	100-34 (.746)
125	03/06/10	at TCU	107-77	125-38 (.767)
150	02/09/11	at Air Force	90-52	150-42 (.781)
175	01/16/12	at San Diego	82-63	175-49 (.781)
200	01/19/13	San Diego	74-57	200-59 (.772)
225	02/06/14	Santa Clara	89-76	225-75 (.750)

BYU VS. PACIFIC

Overall Series Record: Series tied 4-4
 BYU Record in Provo: 2-1
 BYU Record at Pacific: 1-2
 BYU Record at Neutral Sites: 1-1
 BYU Record Under Dave Rose: 1-1

Series vs. Pacific

12-22-61	Pacific	69-67	W
3-20-71	vs. Pacific*	81-84	L
12-4-75	at Pacific	66-71	L
12-6-75	at Pacific	89-62	W
12-1-84	vs. Pacific#	72-63	W
11-30-96	Pacific	58-80	L
1-30-14	Pacific	88-78	W
2-13-14	at Pacific	82-89	L

*NCAA Tournament
 #Stanford Invitational

Pacific's projected starting lineup

No.	Name	Ht.	Pos.	Ppg	Rpg
2	T.J. Wallace	6-3	G	12.5	5.9
12	Eric Thompson	6-8	F	8.0	4.6
22	Ray Bowles	6-5	G	6.5	3.5
24	David Taylor	6-3	F	6.9	1.4
35	Sami Eleraky	7-0	C	4.0	4.8

Pacific's last game

L, 47-54 vs. Saint Mary's, 1/10/15

BYU	CATEGORY	PACIFIC
14-5, 4-2	W-L	9-8, 1-4
7-3	Last 10	5-5
4-1	Last 5	1-4
86.7	PPG	65.8
73.3	Opp PPG	64.9
+13.4	Margin	+0.9
.473	FG%	.439
.429	FG% Def	.425
.385	3FG%	.363
9.2	3FG/Game	6.9
.340	Opp 3FG%	.329
.769	FT%	.619
39.3	RPG	34.9
33.9	Opp RPG	30.5
+5.4	Margin	+4.4
18.4	Assist/Game	12.9
12.5	TO/Game	12.9
14.4	Opp TO/Game	10.4
+1.9	Margin	-2.5
8.2	Steals/Game	3.7
2.5	Blocks/Game	2.4

BY THE NUMBERS

- 1** Kyle Collinworth is the only player in the country in the top 100 in rebounds (53rd), assists (26th) and steals (24th).
- 1** Tyler Haws is the only player in BYU history to surpass 1,700, 1,800 or 1,900 career points during his junior season. The previous record holder for points through a junior season by a Cougar was Danny Ainge, who scored 1,685 in his first three years at BYU. Haws and Ainge are the only Cougars to reach 1,000 career points as sophomores.
- 3** The number of triple-doubles by Kyle Collinworth this season, the most by a single player in BYU history, the most by anyone in the country this season and the most by any Division I player since the 2009-10 season when Hassan Whiteside of Marshall had three. Collinworth's triple-doubles have come against Hawai'i, Gonzaga and San Francisco.
- 4** The number of conference players of the year for BYU since Dave Rose became head coach in 2005. Keena Young (2007), Lee Cummard (2008) and Jimmer Fredette (2011) all earned Mountain West Conference Player of the Year honors. Tyler Haws became BYU's first West Coast Conference Player of the Year in 2014.
- 7** The number of triple-doubles recorded in BYU history, with the last three belonging to Kyle Collinworth. The last Cougar before Collinworth to record a triple-double was Michael Smith on Feb. 13, 1988. Fred Roberts, Danny Ainge and Kresimir Cosic also recorded triple-doubles.
- 7** The number of players who scored in double figures vs. Southern Virginia on Nov. 19, a 101-48 BYU win. Jake Toolson led the way with 15 points, Tyler Haws and Isaac Neilson added 13 apiece, Luke Worthington had 12 and Chase Fischer, Anson Winder and Dalton Nixon each had 10. It was the first time since Jan. 25, 1975 – and only the second time in program history – that seven players reached double digits. That night, Grig Clawson (16), Jay Cheesman (13), Mark Handy (12), Troy Jones (12), Brian Frishman (10), Greg Snow (10) and Veryl Law (10) led the Cougars to a 96-78 win at New Mexico.
- 8** The number of times a player in the West Coast Conference has scored 35 points or more in a single game since BYU joined the league in 2011. Six of the eight instances have been achieved by Tyler Haws: 42 vs. Virginia Tech on 12/29/12, 37 vs. Washington on 3/19/13, 35 vs. Pepperdine on 1/9/14, 48 at Portland on 1/23/14, 38 vs. Pacific on 1/30/14 and 35 at Utah State on 12/2/14. The other two players to reach 35 are Stephen Holt of Saint Mary's (35 on 2/22/14) and Jared Brownridge of Santa Clara (38 on 3/1/14).
- 9** The number of career games for Tyler Haws shooting 100 percent from the free throw line with a minimum of 10 attempts, a BYU record. He hit 10 of 10 at Wyoming on Feb. 20, 2010, 12 of 12 vs. Cal State Northridge on Nov. 24, 2012, 10 of 10 vs. Utah on Dec. 8, 2012, 10 of 10 at Weber State on Dec. 15, 2012, 14 of 14 at Loyola Marymount on March 2, 2013, 11 of 11 vs. Wichita State on Nov. 26, 2013, 14 of 14 vs. San Francisco on March 10, 2014, 11 of 11 vs. Gonzaga on March 11, 2014 and 10 of 10 vs. Hawaii on Dec. 6, 2014.
- 9** The number of consecutive seasons BYU has won at least 20 games and reached the postseason. Both streaks are program records.
- 17** The number of 3s BYU hit vs. Chaminade at the Maui Invitational on Nov. 25, a program record. The previous record was 15.
- 60** The number of consecutive games Tyler Haws scored in double figures dating back to his sophomore season, a career-best streak and the 3rd-best streak in BYU history. The streak ended on Dec. 23, 2014, against UMass.
- 88.7** Tyler Haws' career free-throw percentage, first all-time in BYU history. He has hit 628 of 708 from the line in his career.
- 246** Dave Rose (2005 to present) is second all-time in BYU basketball history with 246 career victories, behind only the great Stan Watts, who coached the Cougars to 371 wins from 1949 to 1972 and was inducted into the Naismith Memorial Basketball Hall of Fame in 1986. Rose and Watts are the only BYU coaches to coach at least 300 career games.
- 2,363** The number of points Tyler Haws has scored in his career, good for 3rd all-time and 104 from tying Danny Ainge for 2nd. He is one of five Cougars all-time to reach 2,000 career points.

LAST TIME OUT – COUGARS CRUISE PAST LIONS IN 85-72 WIN

PROVO, Utah – Kyle Collinworth finished with a near triple-double with 13 points, 10 rebounds and eight assists in BYU's 85-72 win over Loyola Marymount on Saturday night.

"We shot the ball a little better and rebounded the ball a little better tonight," BYU basketball coach Dave Rose said. "I'm pleased with the win and look forward to Monday at practice to improve on things and go out on the road again. It will be quite a road trip."

Collinworth added four steals and Tyler Haws led both teams with 26 points while adding four rebounds and three assists. Chase Fischer made 5 of 8 3-pointers to finish with 19 points, four assists and a block on the night.

Anson Winder added 15 points, three rebounds and five assists, while Skyler Halford finished with nine points, four assists and two steals off the bench. The Cougars assisted on 25 of their 28 field goals and shot 50.9 percent from the field.

BYU started the game on a 10-0 run that included consecutive triples by Winder and Fischer 2:34 into the game. Fischer recorded a block at the 17:09 mark which followed by his baseline feed to Collinworth for the dunk two minutes later to lead 14-7. Fischer, Haws and Jake Toolson connected on four more 3-pointers to extend the Cougars' lead to 15 at 28-13 with 12:19 left in the half.

Fischer made his fourth 3-pointer of the game to push the lead to 35-21. After LMU cut its deficit to 40-30, Haws answered with a solo 5-0 run to push BYU back up 15 with 1:56 left in the half.

With under one minute remaining in the half, Halford made his first 3-pointer to send the Cougars into the break with a 47-36 advantage. Haws led all scorers with 17 points with Fischer following up with 14 points, making four first-half triples. Nine of 15 BYU field goals were made from beyond the arc.

LMU reeled off a quick 7-0 run to come within six at 49-43 early in the first half, but it was ended by Fischer's bucket on the break at the 15:44 mark. Another 4-0 Lions run cut their deficit to 51-47, but was answered by Collinworth's putback dunk to put BYU back up six with 14:19 left on the clock. The Cougars pushed their lead back to 66-49 with a 13-0 run which included 3-pointers from Halford and Fischer.

With 5:10 remaining, Winder assisted Collinworth for the throwdown to maintain BYU's 74-62 lead. Haws completed his three-point play at the 1:51 mark to help BYU take the game 85-72.

QUICK FACTS

University Information

Location: Provo, Utah 84602
 Elevation: 4,553 feet
 Enrollment: 33,336 (Daytime)
 Founded: October 15, 1875
 Owned: The Church of Jesus Christ of Latter-day Saints
 Nickname: Cougars
 Mascot: Cosmo
 Colors: Blue and White
 Arena (capacity): Marriott Center (20,900)
 Conference: West Coast Conference
 President: Kevin J Worthen (BYU, 1979)
 Athletic Director: Tom Holmoe (BYU, 1983)
 Athletic Website: BYUCougars.com
 Tickets: (801) 422-BYU1 or (800) 322-BYU1

2014-15 Preview

Lettermen Returning/Lost: 8/4
 Newcomers: 6
 Starters Returning/Lost: 4/1
 Returning Scoring: 70.3% (2,061 of 2,931 pts)
 Returning Rebounding: 67.9% (972 of 1,432 reb)
 Returning Assists: 66.4% (361 of 544 ast)
 Returning Blocks: 71.8% (74 of 103)
 Returning Minutes: 74.6% (5,317 of 7,125)

2013-14 Review

Overall Record: 23-12
 Conference Record/Finish: 13-5 (2nd)
 2014 Postseason: (0-1 in the NCAA tournament)
 2nd Round: Oregon – L, 68-87
 2014 Final National Ranking: NR/NR

BYU Coaching Staff

Head Coach: Dave Rose
 Alma Mater (year): Houston (1983)
 Record at School (years): 246-83 (10th year)
 Career Division I Record (years): same
 Basketball Office Fax: (801) 422-5965
 Assistant Coaches (Alma Mater, year)
 Terry Nashif (BYU, 2005)
 Tim LaComb (Utah, 2006)
 Mark Pope (Kentucky, 1996)
 Dir. of Basketball Operations: Cody Fueger (Utah, 2006)

BYU History

First Year of Basketball: 1903
 All-Time Record: 1727-1043 (.623)
 Winning Seasons: 87 (last 2014)
 Regular Season Conf. Championships: 29 (last 2011)
 Postseason Appearances (record): 39 (30-40)
 Total NCAA Appearances (record): 28 (15-31)
 Last NCAA Appearance: 2014
 Second Round: L vs. No. 7 seed Oregon, 68-87
 Total NIT Appearances (Record): 11 (15-9)
 Last NIT Appearance: 2013
 Result: Advanced to the semifinals

2014-15 BYU STARTING LINEUPS

Opponent	(1)	(2)	(3)	(4)	(5)
Long Beach State	Collinsworth	Fischer	Haws	Austin	Worthington
Arkansas-Little Rock	Collinsworth	Fischer	Haws	Austin	Worthington
Southern Virginia	Halford	Fischer	Haws	Austin	Worthington
vs. San Diego State	Collinsworth	Fischer	Haws	Austin	Worthington
vs. Chaminade	Collinsworth	Fischer	Haws	Austin	Worthington
vs. Purdue	Collinsworth	Fischer	Haws	Austin	Worthington
Eastern Kentucky	Collinsworth	Fischer	Haws	Austin	Neilson
at Utah State	Collinsworth	Fischer	Haws	Austin	Worthington
vs. Hawai'i	Collinsworth	Fischer	Haws	Austin	Worthington
Utah	Collinsworth	Fischer	Haws	Austin	Worthington
at Weber State	Collinsworth	Fischer	Haws	Neilson	Worthington
Stanford	Collinsworth	Fischer	Haws	Neilson	Worthington
UMass	Collinsworth	Fischer	Haws	Neilson	Worthington
Gonzaga	Collinsworth	Fischer	Haws	Neilson	Worthington
Portland	Collinsworth	Fischer	Haws	Winder	Worthington
at Santa Clara	Collinsworth	Fischer	Haws	Winder	Worthington
at San Francisco	Collinsworth	Fischer	Haws	Winder	Worthington
Pepperdine	Collinsworth	Fischer	Haws	Winder	Worthington
Loyola Marymount	Collinsworth	Fischer	Haws	Winder	Worthington
at Pacific					
at Saint Mary's					
at San Diego					
San Francisco					
Santa Clara					
at Pepperdine					
at Loyola Marymount					
Saint Mary's					
Pacific					
San Diego					
at Portland					
at Gonzaga					
Won-Loss Records	(1)	(2)	(3)	(4)	(5)
5-3	Collinsworth	Fischer	Haws	Austin	Worthington
1-0	Halford	Fischer	Haws	Austin	Worthington
1-0	Collinsworth	Fischer	Haws	Austin	Neilson
3-1	Collinsworth	Fischer	Haws	Neilson	Worthington
4-1	Collinsworth	Fischer	Haws	Winder	Worthington

GAMES PLAYED (RECORD)

	2014-15	Career
Tyler Haws	19 (14-5)	123 (89-34)
Nate Austin	10 (7-3)	116 (80-36)
Anson Winder	19 (14-5)	119 (84-35)
Josh Sharp	11 (10-1)	103 (72-31)
Kyle Collinsworth	18 (13-5)	88 (67-21)
Skyler Halford	18 (14-4)	53 (37-16)
Frank Bartley IV	17 (12-5)	51 (35-16)
Luke Worthington	19 (14-5)	50 (35-15)
Ryan Andrus	6 (6-0)	same
Jordan Ellis	7 (7-0)	same
Chase Fischer	19 (14-5)	same
Corbin Kaufusi	18 (13-5)	same
Isaac Neilson	19 (14-5)	same
Dalton Nixon	16 (13-3)	same
Jake Toolson	15 (12-3)	same

GAMES STARTED (RECORD)

	2014-15	Career
Tyler Haws	19 (14-5)	121 (87-34)
Kyle Collinsworth	18 (13-5)	79 (59-20)
Anson Winder	5 (4-1)	30 (24-6)
Nate Austin	10 (7-3)	53 (35-18)
Josh Sharp	0 (0-0)	25 (18-7)
Skyler Halford	1 (1-0)	14 (11-3)
Luke Worthington	18 (13-5)	21 (16-5)
Chase Fischer	19 (14-5)	same
Isaac Neilson	5 (4-1)	same

STREAKS

Streak	2014-15	Overall
Current won/loss streak	1 win	same
At home	1 win	same
On the road	4 wins	6 wins
On a neutral floor	1 win	same
At home vs. Nonconference	2 wins	same
At home vs. WCC	1 win	same
On the road vs. Nonconference	2 wins	same
On the road vs. WCC	2 wins	4 wins
On a neutral floor vs. Nonconference	1 win	same
On a neutral floor vs. WCC	—	1 loss
At regular season tournament	1 loss	same
At WCC Tournament	—	1 loss
NCAA Tournament	—	2 losses
At NIT	—	1 loss
Games with a 3-point make	19 games	22 games
Vs. In-state teams	1 win	same
At home vs. in-state teams	1 loss	same
On the road vs. in-state teams	2 wins	same

LEADS AND DEFICITS, BYU'S BIGGEST...

Lead/Deficit	Count
Halftime lead	28 (57-29 at San Francisco)
Halftime lead lost in defeat	1 (31-30 vs. Utah)
Halftime deficit	10 (29-39 vs. Pepperdine)
Halftime deficit erased in victory	1 (46-47 vs. Long Beach State)
	1 (31-32 at Utah State)
Overall lead	56 (97-41 vs. SVU)
Margin of victory	53 (101-48 vs. SVU)
Margin of defeat	7 (80-87 vs. Gonzaga)
Lead lost in defeat	6 (55-49 vs. Gonzaga)
Overall deficit	16 (15-31 vs. Gonzaga)
Deficit overcome in victory	9 (17-26 vs. Hawaii)

Collinsworth in good company

Junior guard Kyle Collinsworth has registered three triple-doubles this season, the most in NCAA Division I since the 2009-10 season and tied for the second-most in NCAA history. See the list below for the most triple-doubles in a single season:

Player, Team	Class	Season	T-D
Michael Anderson, Drexel	So.	1985-86	4
Brian Shaw, UC Santa Barbara	Sr.	1987-88	4
Jason Kidd, California	So.	1993-94	4
Stephane Lasme	Sr.	2006-07	4
David Robinson, Navy	Jr.	1985-86	3
Shaquille O'Neal, LSU	Jr.	1991-92	3
Gerald Lewis, SMU	Sr.	1992-93	3
Andre Iguodala, Arizona	So.	2003-04	3
Hassan Whiteside, Marshall	Fr.	2009-10	3
<i>Kyle Collinsworth, BYU</i>	<i>Jr.</i>	<i>2014-15</i>	<i>3</i>

HONORS CANDIDATES

Tyler Haws • All-America Candidate

- Ranks third in the nation in scoring at 22.1 points per game and 22nd in free throw percentage at 88.7
- Has three games with 30-plus points, including a season high of 35 points at Utah State
- Has scored 20-plus points 11 times
- Named to the Wooden Award Preseason Top 50
- Named to the Naismith Trophy Men's 50 Watch List
- Named preseason All-America honorable mention by the Associated Press
- Selected to the preseason All-WCC team by the league's coaches
- Named All-America Honorable Mention, WCC Player of the Year, All-WCC First Team, USBWA All-District VIII First Team, WCC All-Tournament and the CollegeSportsMadness.com All-High Major First Team in 2013-14
- 2013-14 season averages of 23.2 ppg, 3.8 rpg, 1.5 apg and 1.0 spg and season shooting percentages of .463 from the field, .404 from three and .881 from the free throw line
- Had season highs of 48 points, 13 rebounds, 5 assists, 3 steals and 4 made 3-pointers
- Scored in double figures in all 33 games played, 20-plus points 21 times, 30-plus points 7 times and 40-plus points once

Kyle Collinsworth • All-WCC, All-District Candidate

- Ranks 26th in the nation in assists, 24th in steals and 53rd in rebounds
- One of only four players in the country with a triple-double and the only player with three (against Hawai'i, Gonzaga and San Francisco)
- Has 7 double-doubles
- Named preseason All-WCC
- Named All-WCC First Team in 2013-14
- 2013-14 season averages of 14.0 ppg, 8.1 rpg, 4.6 apg and 1.7 spg and season shooting percentages of .497 from the field and .364 from three
- Had season highs of 20 points, 13 rebounds, 9 assists, 3 blocks and 5 steals
- In all games was: 14th in the WCC in scoring, 2nd in rebounding, 13th in field goal percentage, 3rd in assists, 3rd in steals, 11th in assist/turnover ratio, 5th in offensive rebounds, 3rd in defensive rebounds and 6th in minutes played (as of 3/12/14)

2014-15 STORYLINES AND NOTES

Dave Rose

BYU head coach Dave Rose has led the Cougars to one of the most successful runs in program history since taking over in 2005. His career record of 246-83 ranks him second in BYU history in total victories and first in winning percentage (.748). Rose has been named conference coach of the year three times, district coach of the year twice, led the Cougars to four conference titles, seven NCAA tournament appearances, two NIT appearances, six 25-win seasons and nine 20-win seasons. In 2010, he led BYU to its first NCAA tournament win in 17 years and the Cougars won at least one postseason game in the next three seasons, including a spot in the Sweet 16 in 2011, a win in the 2012 NCAA tournament and a trip to the NIT semifinals in 2013.

Hot shooting from downtown

BYU is hitting threes at a record-setting pace in 2014-15. Through 17 games, the Cougars are on pace to easily surpass last season's output and break the records for made threes and threes per game set in 2010-11. See below for more data on BYU's 3-point shooting during the Dave Rose era.

Season	Games Played	Games w/10-plus 3s	Total 3s	3s/Game	Season	Games Played	Games w/10-plus 3s	Total 3s	3s/Game
2005-06	29	5	202	7.0	2010-11	37	11	312	8.4
2006-07	34	7	256	7.5	2011-12	35	8	233	6.7
2007-08	35	11	285	8.1	2012-13	36	4	213	5.9
2008-09	33	8	238	6.8	2013-14	35	3	177	5.1
2009-10	36	9	292	8.1	2014-15	19	7	175	9.2

Rose vs. the state

BYU basketball coach Dave Rose has compiled a record of 31-8 vs. in-state opponents since taking over in 2005-06. He has the best winning percentage (.795) of any coach vs. in-state teams during that time and is second in wins (Utah State's Stew Morrill is 32-11 vs. in-state teams since 2005-06, a .743 winning percentage). BYU won at Utah State 91-81 on Dec. 2, lost to Utah 65-61 on Dec. 10 and won at Weber State 76-60 on Dec. 13.

Opponent	W	L	Opponent	W	L
Utah	12	5	Weber State	10	0
Utah State	6	3	Southern Utah	3	0

Cougars leading the league

In each of BYU's three seasons in the WCC, the Cougars have had the leading scorer in all games (Noah Hartsock in 2011-12, Tyler Haws in 2012-13 and 2013-14) and in league games (Brandon Davies in 2011-12, Haws in 2012-13 and 2013-14). Only one other school (Loyola Marymount from 1988-89 to 1991-92) has had the league's leading scorer in at least three-straight seasons in all games. In league games, a school has had the league's leading scorer in at least three-straight seasons three other times. Haws could become the first player in league history to lead the league in scoring in three-straight seasons.

Rose among the nation's best

Dave Rose is 11th in career winning percentage among active NCAA Division I head coaches (as of Jan. 11, 2015).

Rk	Coach	Yrs.	W	L	Pct.	Rk	Coach	Yrs.	W	L	Pct.
1	Mark Few, Gonzaga	16	419	101	.8058	7	Bo Ryan, Wisconsin	31	719	226	.7608
2	Roy Williams, UNC	27	736	194	.7914	8	Bill Self, Kansas	22	545	176	.7559
3	Thad Matta, Ohio State	15	390	118	.7677	9	Jamie Dixon, Pittsburgh	12	299	101	.7475
4	Mike Krzyzewski, Duke	40	997	307	.7646	10	Shaka Smart, VCU	6	150	49	.7538
5	Bruce Pearl, Auburn	20	471	151	.7572	11	Dave Rose, BYU	10	246	83	.74772
6	John Calipari, Kentucky	23	570	175	.7651	12	Jim Boeheim, Syracuse	39	960	324	.74766

Number of games to...

See the table below for the number of games it has taken BYU's best scorers to reach various milestones.

1,500 Points	1,600 Points	1,700 Points	1,800 Points	1,900 Points
Danny Ainge - 77	Danny Ainge - 82	Danny Ainge - 87	Danny Ainge - 91	Danny Ainge - 96
Kresimir Cosic - 79	Tyler Haws - 90	Tyler Haws - 93	Tyler Haws - 97	Devin Durrant - 102
Tyler Haws - 86	Devin Durrant - 93	Devin Durrant - 96	Devin Durrant - 99	Tyler Haws - 102
Devin Durrant - 89	Michael Smith - 95	Michael Smith - 99	Michael Smith - 103	Michael Smith - 107
Michael Smith - 91	Fred Roberts - 103	Jimmer Fredette - 110	Jimmer Fredette - 114	Jimmer Fredette - 118
Fred Roberts - 98	Jimmer Fredette - 105	Fred Roberts - 111	Fred Roberts - 118	
2,000 Points	2,100 Points	2,200	2,300	2,400
Danny Ainge - 99	Danny Ainge - 102	Danny Ainge - 107	Danny Ainge - 112	Danny Ainge - 115
Devin Durrant - 106	Devin Durrant - 111	Devin Durrant - 114	Tyler Haws - 121	Jimmer Fredette - 134
Tyler Haws - 108	Tyler Haws - 112	Tyler Haws - 115	Michael Smith - 122	
Michael Smith - 110	Michael Smith - 115	Michael Smith - 119	Jimmer Fredette - 131	
Jimmer Fredette - 120	Jimmer Fredette - 123	Jimmer Fredette - 127		

ESPN's Seth Greenberg names Collinsworth a nightmare matchup

Seth Greenberg of ESPN.com named Kyle Collinsworth one of the top 10 matchup nightmares in college basketball in an article for ESPN.com Insider. See what he had to say below:

5. Kyle Collinsworth, BYU Cougars

2014-15 per game stats: 13.2 points, 8.5 rebounds, 5.9 assists



Collinsworth is one of the most complete players in college basketball; he has three triple-doubles already this season. A 6-6, 210-pound guard, he sees the floor, rebounds his position and attacks the basket while shooting 38.5 percent from 3-point range. Collinsworth is a hard cutter and a downhill driver who gets to the line more than five times per game. He's an alert defender on and off the ball, and plays with a reckless abandon. He and **Tyler Haws** form one of the most dynamic wing tandems in the nation.

CAREER

Rk	Name, Years	Pts
1	Jimmer Fredette, 2007-11	2,599
2	Danny Ainge, 1977-81	2,467
3	<i>Tyler Haws, 2009-10, 12-present</i>	2,363
4	Michael Smith, 1983-84, 86-89	2,319
5	Devin Durrant, 1978-80, 82-84	2,285
6	Russell Larson, 1991-95	1,885
7	Fred Roberts, 1978-82	1,841
8	Jeff Chatman, 1984-88	1,824
9	Mekeli Wesley, 1997-01	1,740
10	Mark Bigelow, 1998-99, 01-04	1,715
11	Brandon Davies, 2009-13	1,680
12	Ken Roberts, 1990-91, 93-96	1,652
13	Lee Cummmard, 2005-09	1,569
14	Jonathan Tavemari, 2006-10	1,519
15	Kresimir Cosic, 1970-73	1,513
16	Joe Nelson, 1947-50	1,494
17	Jay Cheesman, 1973-77	1,408
18	Roland Minson, 1948-51	1,407
19	Andy Toolson, 1984-85, 87-90	1,388
20	Trent Plaisted, 2004-08	1,372
21	Marty Haws, 1986-90	1,337
22	Dick Nemeika, 1963-66	1,299
23	Alan Taylor, 1976-80	1,284
24	Jackson Emery, 2005-06, 08-11	1,235
25	Doug Richards, 1971-74	1,218
26	Gary Fryer, 1987-88, 90-93	1,205
27	Matt Carlino, 2011-14	1,201
28	Eldon Brinley, 1927-31	1,195
29	Noah Hartssock, 2008-12	1,191
30	Joe Richey, 1950-53	1,177

Points Per Game

Rk	Name, Years	G	Pts	Avg
1	John Fairchild, 1963-65	53	1,109	20.92
2	Danny Ainge, 1977-81	118	2,467	20.91
3	Devin Durrant, 1978-80, 82-84	117	2,285	19.5
4	<i>Tyler Haws, 2009-10, 12-present</i>	123	2,363	19.21
5	Kresimir Cosic, 1970-73	79	1,513	19.15
6	Michael Smith, 1983-84, 86-89	122	2,319	19.0
7	Bernie Fryer, 1970-72	55	1,030	18.73
8	Jimmer Fredette, 2007-11	139	2,599	18.70
9	Terrell Lyday, 1999-01	66	1,105	16.74
10	Dick Nemeika, 1963-66	78	1,299	16.65

Field Goals Made

Rk	Name, Years	FG
1	Danny Ainge, 1977-81	987
2	Michael Smith, 1983-84, 86-89	886
3	Jimmer Fredette, 2007-11	838
4	Devin Durrant, 1978-80, 82-84	832
5	<i>Tyler Haws, 2009-10, 12-present</i>	797

Field Goal Attempts

Rk	Name, Years	FG
1	Danny Ainge, 1977-81	1,875
2	Jimmer Fredette, 2007-11	1,843
3	Michael Smith, 1983-84, 86-89	1,749
4	<i>Tyler Haws, 2009-10, 12-present</i>	1,660
5	Devin Durrant, 1978-80, 82-84	1,527

Free Throws Made

Rk	Name, Years	FT
1	<i>Tyler Haws, 2009-10, 12-present</i>	628
2	Jimmer Fredette, 2007-11	627
3	Devin Durrant, 1978-80, 82-84	621
4	Russell Larson, 1991-95	541
5	Ken Roberts, 1990-91, 93-96	511

Free Throw Attempts

Rk	Name, Years	FT
1	Devin Durrant, 1978-80, 82-84	820
2	Jimmer Fredette, 2007-11	711
3	<i>Tyler Haws, 2009-10, 12-present</i>	708
4	Brandon Davies, 2009-13	691
5	Russell Larson, 1991-95	673

Free Throw Percentage*

Rk	Name, Years	FT	FTA	Pct
1	<i>Tyler Haws, 2009-10, 12-present</i>	628	708	87.3
2	Jimmer Fredette, 2007-11	627	711	88.2
3	Michael Smith, 1983-84, 86-89	431	491	87.8
4	Lee Cummmard, 2005-09	294	349	84.2
5	Randy Reid, 1992-96	338	407	83.0
6	Brian Taylor, 1982-84, 86-88	229	277	82.7
7	Gary Batchelor, 1960-63	251	304	82.6
8	Noah Hartssock, 2008-12	230	281	81.9
9	Danny Ainge, 1977-81	493	604	81.6
10	Doug Howard, 1967-70	287	353	81.3

*Minimum 200 FT Made

6 #BYUhoops

3-Point Field Goals Made

Rk	Name, Years	3FG
1	Jimmer Fredette, 2007-11	296
2	Jonathan Tavemari, 2006-10	265
3	Jackson Emery, 2005-06, 08-11	230
4	Mark Bigelow, 1998-99, 01-04	213
5	Mike Rose, 2003-07	163
6	Matt Carlino, 2011-14	157
7	Lee Cummmard, 2005-09	153
8	Andy Toolson, 1984-85, 87-90	141
	<i>Tyler Haws, 09-10, 12-present</i>	141
10	Nick Sanderson, 1991-93	129
11	Terrell Lyday, 1999-01	127
12	Mark Heslop, 1988-92	126
13	Michael Smith, 1983-84, 86-89	116
14	Randy Reid, 1992-96	114
15	Austin Ainge, 2003-07	113
16	Nathan Call, 1986-88, 90-92	110
17	Jimmy Balderson, 2001-02, 04-07	109
18	Todd Christensen, 1995-96, 98-00	104
19	Brock Zylstra, 2009-13	102
20	Robbie Reid, 1993-95	96
	Anson Winder, 2011-present	90

Steals

Rk	Name, Years	G	Stl	Avg
1	Jackson Emery, 2005-06, 08-11	133	249	1.9
2	Danny Ainge, 1977-81	118	195	1.7
3	Marty Haws, 1986-90	123	182	1.5
4	Jimmer Fredette, 2007-11	139	167	1.2
5	Jonathan Tavemari, 2006-10	132	165	1.3
6	Matt Carlino, 2011-14	96	161	1.7
7	Scott Sinek, 1981-85	115	140	1.2
8	Nathan Call, 1986-88, 90-92	129	138	1.1
9	<i>Kyle Collinsworth, 2010-11, 12-present</i>	88	137	1.6
10	Brandon Davies, 2009-13	135	132	1.0
11	Russell Larson, 1991-95	129	131	1.0
12	Lee Cummmard, 2005-09	131	129	1.0
13	Matt Montague, 1996-97, 99-02	122	124	1.0
14	<i>Tyler Haws, 2009-10, 12-present</i>	123	120	1.0
15	Randy Reid, 1992-96	125	118	0.9
16	Mark Bigelow, 1998-99, 01-04	120	116	1.0
17	Ken Roberts, 1990-91, 93-96	126	104	0.8
18	Justin Weidauer, 1991-92, 95-98	85	102	1.2
19	Terrell Lyday, 1999-01	66	99	1.5
20	Mekeli Wesley, 1997-01	115	97	0.8
	Anson Winder, 2011-present	119	92	0.8

Steals Per Game

Rk	Name, Years	G	Stl	Avg
1	Jackson Emery, 2005-06, 08-11	133	249	1.87
2	Matt Carlino, 2011-present	96	161	1.677
3	Danny Ainge, 1977-81	118	195	1.652
4	<i>Kyle Collinsworth, 2010-11, 12-present</i>	88	137	1.56
5	Terrell Lyday, 1999-01	66	99	1.50
6	Mike Hall, 2003-05	60	89	1.48
7	Marty Haws, 1986-90	123	182	1.48
8	Robbie Reid, 1993-95	64	94	1.47
9	Rafael Araujo, 2002-04	62	88	1.42
10	Jonathan Tavemari, 2006-10	132	165	1.25
11	Brett Applegate, 1982-84	60	74	1.23
12	Scott Sinek, 1981-85	115	140	1.22
13	Jimmer Fredette, 2007-11	139	167	1.20
14	Justin Weidauer, 1991-92, 95-98	85	102	1.20
15	Michael Vranes, 1996-97, 98-00	63	71	1.13
16	Nathan Call, 1986-88, 90-92	129	138	1.07
17	Kevin Woodberry, 2002-04	62	65	1.05
18	Kevin Santiago, 1988-90	59	61	1.034
19	Matt Montague, 1996-97, 99-02	122	124	1.0164
20	Russell Larson, 1991-95	129	131	1.0155
21	<i>Tyler Haws, 2009-10, 12-present</i>	123	120	0.98

Blocks

Rk	Name, Years	G	Blk	Avg
1	Greg Kite, 1979-83	112	208	1.9
2	Noah Hartssock, 2008-12	134	177	1.3
3	Shawn Bradley, 1990-91	34	177	5.2
4	Russell Larson, 1991-95	129	166	1.3
5	Brandon Davies, 2009-13	135	123	0.9
6	Alan Taylor, 1976-80	110	119	1.1
7	Trent Plaisted, 2004-08	103	107	1.0
8	Jeff Chatman, 1984-88	122	107	0.9
9	Lee Cummmard, 2005-09	131	106	0.8
10	Chris Miles, 2004-05, 07-10	131	89	0.7
11	Jim Usevitch, 1982-84, 86-88	107	84	0.8
12	Mekeli Wesley, 1997-01	115	82	0.7
13	Fred Roberts, 1978-82	119	75	0.6
14	Eric Nielsen, 1996-97, 99-02	122	74	0.6
15	Ken Roberts, 1990-91, 93-96	126	73	0.6
16	<i>Nate Austin, 2011-present</i>	116	71	0.6
17	Alan Pollard, 1984-86	60	62	1.0
18	Jared Miller, 1990-93	88	60	0.7

Offensive Rebounds

Rk	Name, Years	G	Stl	Avg
1	Ken Roberts, 1990-91, 93-96	126	268	2.13
2	Brandon Davies, 2009-13	135	246	1.82
3	Russell Larson, 1991-95	129	245	1.90
4	<i>Nate Austin, 2011-present</i>	116	235	2.03
5	Trent Plaisted, 2004-08	103	231	2.24
6	Gary Trost, 1987-88, 90-93	114	210	1.84
7	Lee Cummmard, 2005-09	131	202	1.54
8	Keena Young, 2004-07	88	201	2.28
9	Noah Hartssock, 2008-12	134	194	1.45
10	Mekeli Wesley, 1997-01	115	182	1.58
11	<i>Kyle Collinsworth, 2010-11, 13-present</i>	88	180	2.02
12	Rafael Araujo, 2002-04	62	178	2.87
13	Charles Abouo, 2008-12	141	177	1.26
14	Justin Weidauer, 1991-92, 95-98	85	176	2.07
15	Nathan Cooper, 1995-96, 98-01	122	172	1.41
16	Jared Miller, 1990-93	88	166	1.89
17	Jared Jensen, 2001-2005	118	161	1.36
18	Eric Nielsen, 1996-97, 99-02	122	151	1.24
19	Mark Durrant, 1989-90, 92-95	128	150	1.17
20	Chris Miles, 2004-05, 07-10	131	134	1.02

Minutes Played

Rk	Name, Years	G	Stl	Avg
1	Danny Ainge, 1977-81	118	4,259	36.1
2	Jimmer Fredette, 2007-11	139	4,119	29.6
3	Fred Roberts, 1978-82	119	4,058	34.1
4	Devin Durrant, 1978-80, 82-84	117	3,949	33.8
5	Ken Roberts, 1990-91, 93-96	126	3,910	31.0
6	<i>Tyler Haws, 2009-10, 12-present</i>	123	3,902	31.7
7	Michael Smith, 1983-84, 86-89	122	3,877	31.8
8	Mark Bigelow, 1998-99, 01-04	120	3,842	32.0
9	Randy Reid, 1992-96	125	3,672	29.4
10	Lee Cummmard, 2005-09	131	3,602	27.5

Games Started

Rk	Name, Years	GS
1	Randy Reid, 1992-96	123
2	Jeff Chatman, 1984-88	122
3	Ken Roberts, 1990-91, 93-96	121
	<i>Tyler Haws, 2009-10, 12-present</i>	121
5	Mark Bigelow, 1998-99, 01-04	119
	Fred Roberts, 1978-82	119

Most 20-Point Games

Rk	Name, Years	#
1	Michael Smith, 1983-84, 86-89	67
2	Danny Ainge, 1977-81	65
3	Jimmer Fredette, 2007-11	63
4	<i>Tyler Haws, 2009-10, 12-present</i>	62
5	Devin Durrant, 1978-80, 82-84	57
6	Kresimir Cosic, 1970-73	38
7	Jeff Chatman, 1984-88	36
8	Russell Larson, 1991-95	34
9	Fred Roberts, 1978-82	33
10	Ken Roberts, 1990-91, 93-96	31

Consecutive 20-Point Games

Rk	Name, Years	Pts
1	Jimmer Fredette, 1/5/11 to 3/24/11	22
2	Danny Ainge, 12/19/80 to 1/24/81	12
	Michael Smith, 12/17/88 to 2/2/89	12
4	Devin Durrant, 12/28/83 to 2/8/84	11
	<i>Tyler Haws, 3/2/13 to 11/25/13</i>	11
6	Michael Smith, 2/9/89 to 3/10/89	10
7	Timo Saarelainen, 1/17/85 to 2/9/85	8
	Michael Smith, 3/11/88 to 12/9/88	8
9	Devin Durrant	

INDIVIDUAL SEASON RECORDS

Points Per Game*

Rk	Name, Years	G	Pts	Avg
1	Jimmer Fredette, 2010-11	37	1,068	28.9
2	Devin Durrant, 1983-84	31	866	27.9
3	Michael Smith, 1988-89	29	765	26.4
4	Danny Ainge, 1980-81	32	782	24.4
5	Dick Nemelka, 1965-66	25	599	24.0
6	Tyler Haws, 2013-14	33	767	23.2
7	Devin Durrant, 1982-83	29	662	22.8
8	Kresimir Cosic, 1971-72	26	581	22.4
9	Jimmer Fredette, 2009-10	34	751	22.09
10	Tyler Haws, 2014-15	19	419	22.05
11	Timo Saarelainen, 1984-85	29	639	22.0
12	Tyler Haws, 2012-13	36	780	21.7
13	John Fairchild, 1964-65	28	602	21.5
14	Michael Smith, 1987-88	32	679	21.2
15	Danny Ainge, 1977-78	30	632	21.1
16	John Fairchild, 1963-64	25	507	20.28
17	Doug Richards, 1973-74	26	527	20.27
18	Kresimir Cosic, 1972-73	26	525	20.19
19	Dave Eastis, 1959-60	24	483	20.13
20	Michael Smith, 1986-87	32	643	20.09

*Minimum 20 Games Played

3-Point Field Goals

Rk	Name, Years	3FG
1	Jimmer Fredette, 2010-11	124
2	Jackson Emery, 2010-11	92
3	Jonathan Tavemari, 2007-08	88
4	Jackson Emery, 2009-10	85
	Jonathan Tavemari, 2008-09	85
6	Jimmer Fredette, 2009-10	77
7	Andy Toolson, 1989-90	74
8	Nick Sanderson, 1992-93	73
9	Danny Bower, 1997-98	68
10	Terrell Lyday, 1999-00	67
11	Mark Bigelow, 2001-02	65
12	Mark Bigelow, 2002-03	63
	Jonathan Tavemari, 2009-10	63
14	Mike Rose, 2006-07	61
	Robbie Reid, 1994-95	61
16	Lee Cummond, 2007-08	60
	Bob Capener, 1986-87	60
	Matt Carlino, 2013-14	60
	Terrell Lyday, 2000-01	60
20	Chase Fischer, 2014-15	59

3-Point Field Goal Percentage*

Rk	Name, Years	3FG	3FGA	Pct
1	Nathan Call, 1991-92	45	85	.529
2	Andy Toolson, 1989-90	74	151	.490
3	Brock Reichner, 2005-06	53	110	.482
4	Austin Ainge, 2006-07	56	117	.479
5	Lee Cummond, 2007-08	60	127	.472
6	Mike Rose, 2006-07	61	131	.466
7	Mark Heslop, 1991-92	58	127	.457
8	Jimmer Fredette, 2009-10	77	175	.440
9	Lee Cummond, 2006-07	40	92	.435
10	Michael Smith, 1987-88	49	113	.434
11	Jackson Emery, 2009-10	85	197	.4314
12	Chase Fischer, 2014-15	59	137	.4307
13	Sam Burgess, 2007-08	56	132	.4242
14	Luiz Lemes, 2003-04	36	85	.4235
15	Mark Bigelow, 2001-02	65	154	.4220
16	Travis Hansen, 2001-02	35	83	.4216
17	Todd Christensen, 1999-00	39	93	.419
18	Mark Bigelow, 2002-03	63	151	.4172
19	Michael Vranes, 1998-99	40	96	.4166
20	Mike Rose, 2004-05	56	138	.406

*Minimum 35 3FG Made

3-Point Field Goals Per Game*

Rk	Name, Years	3FG	3FGA	Pct
1	Jimmer Fredette, 2010-11	37	124	3.4
2	Chase Fischer, 2014-15	19	59	3.1
3	Jonathan Tavemari, 2008-09	33	85	2.6
4	Jonathan Tavemari, 2007-08	35	88	2.51
5	Jackson Emery, 2010-11	37	92	2.49
6	Andy Toolson, 1989-90	30	74	2.47
7	Jackson Emery, 2009-10	35	85	2.43
8	Danny Bower, 1997-98	30	68	2.267
9	Jimmer Fredette, 2009-10	34	77	2.265
10	Mark Bigelow, 2001-02	30	65	2.167
11	Nick Sanderson, 1992-93	34	73	2.147
12	Trent Whiting, 2001-02	26	55	2.115
13	Terrell Lyday, 1999-00	33	67	2.03
14	Mark Bigelow, 2002-03	32	63	1.97
15	Robbie Reid, 1994-95	32	61	1.91
	Mike Rose, 2006-07	32	61	1.91
17	Bob Capener, 1986-87	32	60	1.88
18	Mike Rose, 2004-05	30	56	1.87
19	Brock Reichner, 2005-06	29	53	1.83
20	Terrell Lyday, 2000-01	33	60	1.82

*Minimum 20 Games Played

Free Throw Percentage*

Rk	Name, Years	FT	FTA	Pct
1	Michael Smith, 1988-89	160	173	.925
2	Tyler Haws, 2009-10	110	120	.917
3	Michael Smith, 1986-87	103	114	.904
4	Bob Quinney, 1964-65	55	61	.902
	Chris Nikchevich, 1983-84	55	61	.902
6	Jimmer Fredette, 2010-11	252	282	.894
7	Jimmer Fredette, 2009-10	224	251	.892
8	Tyler Haws, 2014-15	110	124	.887
9	Tyler Haws, 2013-14	223	253	.881
10	Scott Runia, 1978-79	50	57	.8772
11	Tyler Haws, 2012-13	185	211	.8770
12	Gary Batchelor, 1962-63	104	119	.8739
13	Brian Taylor, 1987-88	97	111	.8738
14	Lee Cummond, 2008-09	122	140	.871
15	Danny Ainge, 1977-78	146	169	.864
16	Lee Cummond, 2007-08	96	112	.857
17	Randy Reid, 1992-93	71	83	.855
18	Doug Howard, 1969-70	122	143	.853
19	Randy Reid, 1994-95	86	101	.8515
20	Nick Sanderson, 1992-93	103	121	.8512

*Minimum 50 FT Made

Assists Per Game*

Rk	Name, Year	G	Ast	Avg
1	Matt Montague, 2001-02	30	217	7.2
2	Nathan Call, 1991-92	32	204	6.4
3	Kyle Collinsworth, 2014-15	18	104	5.8
4	Danny Ainge, 1977-78	30	158	5.3
5	Marty Haws, 1988-89	29	149	5.14
6	Randy Reid, 1995-96	28	142	5.07
7	Matt Montague, 1996-97	26	131	5.0
8	Robbie Reid, 1994-95	32	157	4.9
9	Scott Runia, 1977-78	30	145	4.83
10	Nathan Call, 1990-91	34	164	4.82
11	Matt Carlino, 2012-13	36	171	4.75
12	Brian Taylor, 1987-88	32	151	4.72
13	Jimmer Fredette, 2009-10	34	159	4.67
14	Matt Carlino, 2011-12	25	115	4.60
15	Kyle Collinsworth, 2013-14	34	156	4.59
16	Danny Ainge, 1979-80	29	132	4.55
17	Luiz Lemes, 2003-04	30	136	4.53
18	Danny Ainge, 1978-79	27	122	4.52
19	Austin Ainge, 2006-07	34	150	4.4
20	Jimmer Fredette, 2010-11	37	160	4.324

*Minimum 20 Games Played

Steals Per Game*

Rk	Name, Year	G	Stl	Avg
1	Jackson Emery, 2010-11	37	101	2.7
2	Jackson Emery, 2009-10	35	91	2.6
3	Kyle Collinsworth, 2014-15	18	41	2.28
4	Marty Haws, 1989-90	30	66	2.20
5	Danny Ainge, 1977-78	30	60	2.0
6	Robbie Reid, 1994-95	32	61	1.906
7	Terrell Lyday, 1999-00	33	62	1.879
8	Matt Carlino, 2012-13	36	64	1.8
9	Matt Carlino, 2013-14	35	61	1.743
10	Danny Ainge, 1978-79	27	46	1.704
11	Marty Haws, 1988-89	29	48	1.655
12	Kyle Collinsworth, 2013-14	34	57	1.676
13	Brett Applegate, 1983-84	31	51	1.645
14	Mike Hall, 2004-05	30	47	1.567
15	Scott Sinek, 1984-85	27	41	1.519
16	Jimmer Fredette, 2008-09	33	50	1.515
17	Jonathan Tavemari, 2008-09	33	49	1.485
18	Danny Ainge, 1979-80	29	43	1.483
19	Lee Cummond, 2006-07	34	50	1.471
20	Randy Reid, 1995-96	28	41	1.464

*Minimum 20 Games Played

Most 10 Assist Games

Rk	Name, Years	#
1	Matt Montague, 2000-01	7
2	Nathan Call, 1991-92	5
3	Mike May, 1976-77	4
4	Randy Reid, 1992-93	3
	Kyle Collinsworth, 2010-11, 12-present	3
6	Kresimir Cosic, 1972-73	2
	Danny Ainge, 1979-80	2
	Danny Ainge, 1977-78	2
	Marty Haws, 1988-89	2
	Scott Runia, 1977-78	2
	Randy Reid, 1995-96	2
	Robbie Reid, 1994-95	2
	Matt Montague, 1996-97	2
	Averian Parrish, 1985-86	2

Triple-Doubles

Rk	Name, Years	T-D
1	Kyle Collinsworth, 2010-11, 12-present	3
2	Danny Ainge	1
	Fred Roberts	1
	Kresimir Cosic	1
	Michael Smith	1

INDIVIDUAL SINGLE GAME

3-Point Field Goals

Rk	Name, Years	3FG
1	Chase Fischer (Jr.) vs. Chaminade, 11/25/2014*	10
2	Jimmer Fredette (Jr.) at Arizona, 12/28/2009	9
3	Mike Rose (Sr.) vs. UNLV, 02/03/2007	8
	Matt Carlino (Jr.) vs. Portland, 02/22/2014	8
	Mike Rose (Fr.) vs. Southern Utah, 11/21/2003	8
6	Nick Sanderson (Sr.) at Utah State, 12/04/1992	7
	Jimmer Fredette (Sr.) vs. New Mexico, 03/11/2011	7
	Jimmer Fredette (Sr.) vs. Gonzaga, 03/19/2011	7
	Jimmer Fredette (Sr.) at UNLV, 01/05/2011	7
	Danny Bower (Jr.) vs. Ohio State, 12/30/1997	7

*Also set the BYU records for most threes in a half (9) and the most made threes without a miss (8)

3-Point Field Goal Percentage (Freshman)*

Rk	Name, Years	FG	FGA	Pct
1	Jonathan Tavemari vs. TCU, 01/10/2007	6	7	.857
	Anson Winder vs. Buffalo, 12/20/2011	6	7	.857
3	Jimmer Fredette vs. Hartford, 11/20/2007	4	5	.800
	Tyler Haws vs. Wyoming, 01/20/2010	4	5	.800
	Mike Rose vs. Western Oregon, 12/10/2003	4	5	.800
	Isaac Neilson at Weber State, 12/13/2014	4	5	.800
6	Michael Vranes vs. TCU, 03/02/1999	5	7	.714
7	Michael Vranes at UC-Irvine, 12/22/1998	6	9	.667
	Mark Bigelow vs. UTEP, 02/27/1999	4	6	.667
	Robbie Reid at Utah, 01/08/1994	4	6	.667

*Minimum 5 3-Point FG Attempts

TEAM SINGLE GAME

Most Points

Rk	Name, Years	Pts
1	vs. Sacramento State, 02/25/1993	128
2	at Americas, 12/10/1965	123
	at San Diego State, 01/24/1980	123
4	vs. Utah State, 12/19/1987	121
	vs. Chaminade, 11/25/2014	121
6	vs. Oral Roberts, 12/23/1978	120
7	vs. Hofstra, 11/30/1983	119
8	at Utah State, 02/01/1968	118
9	vs. Xavier, 12/30/1964	115
	vs. Utah State, 01/22/1966	115
	vs. Utah, 03/05/1966	115

Most Points, 1st Half

Rk	Name, Years	Pts
1	vs. Hofstra, 11/30/1983	66
	vs. Chaminade, 11/25/2014	66
3	vs. Utah, 03/05/1966	64
4	vs. Sacramento State, 02/25/1993	62
	vs. Arizona State, 02/27/1965	62
6	vs. Utah State, 12/19/1987	61
7	vs. Loyola, 12/20/1966	60
	vs. Santa Clara, 12/19/1964	60
	vs. Central Connecticut, 01/02/1988	60
	vs. Chicago State, 11/20/2010	60
	at Utah, 02/20/1965	60

3-Point Field Goals

Rk	Name, Years	3FG
1	vs. Chaminade, 11/25/2014*	17
2	at Air Force, 02/09/2011	15
	vs. UNLV, 02/03/2007	15
	vs. Longwood, 11/18/2011	15
	vs. Eastern Kentucky, 11/29/2014	15
	at San Francisco, 01/03/2015**	15
4	vs. TCU, 01/10/2007	14
	vs. Southern Utah, 12/28/2002	14
	at Arizona, 12/28/2009	14
	vs. Gonzaga, 03/19/2011	14
	at Utah,	

BYU'S RECORD WHEN ...

Venue	14-15	H	A	N	Under Rose
Overall	14-5	8-3	4-0	2-2	246-83
Home	8-3	—	—	—	139-15
Away	4-0	—	—	—	72-43
Neutral	2-2	—	—	—	35-25
Lead at the half/end of game...	14-15	H	A	N	Under Rose
BYU leads at the half	12-1	7-1	3-0	2-0	204-24
Opponent leads at the half	2-3	1-1	1-0	0-2	36-54
Score tied at the half	0-1	0-1	0-0	0-0	6-5
BYU leads w/5 min left	13-0	7-0	4-0	2-0	232-8
Opponent leads w/5 min left	0-4	0-3	0-0	0-1	11-73
Score tied w/5 min left	1-1	1-0	0-0	0-1	3-2
BYU leads w/1 min left	14-1	8-0	4-0	2-1	240-2
Opponent leads w/1 min left	0-3	0-3	0-0	0-0	3-76
Score tied w/1 min left	0-1	0-0	0-0	0-1	3-5
Game goes into overtime	1-2	1-0	0-0	0-2	8-7
BYU scores...	14-15	H	A	N	Under Rose
100-plus points	2-0	1-0	0-0	1-0	14-1
90-99 points	7-0	4-0	2-0	1-0	46-2
80-89 points	2-3	1-1	1-0	0-2	81-12
70-79 points	3-0	2-0	1-0	0-0	81-23
60-69 points	0-2	0-2	0-0	0-0	20-39
60 or less points	0-0	0-0	0-0	0-0	4-6
Opponent scores...	14-15	H	A	N	Under Rose
100-plus points	0-0	0-0	0-0	0-0	2-3
90-99 points	1-1	1-0	0-0	0-1	3-8
80-89 points	3-2	1-1	1-0	1-1	14-30
70-79 points	5-0	4-0	0-0	1-0	56-34
60-69 points	3-2	2-2	1-0	0-0	101-8
50-59 points	0-0	0-0	0-0	0-0	50-0
50 or less points	2-0	0-0	1-0	0-0	20-0
BYU double figure scorers	14-15	H	A	N	Under Rose
One player in double figures	0-0	0-0	0-0	0-0	1-4
Two players in double figures	3-2	1-1	1-0	0-1	29-21
Three players in double figures	2-2	0-2	2-0	0-0	87-36
Four players in double figures	5-0	3-0	0-0	2-0	85-17
Five players in double figures	3-1	2-0	1-0	0-1	33-5
Six players in double figures	0-0	0-0	0-0	0-0	10-0
Seven players in double figures	1-0	1-0	0-0	0-0	1-0
Shooting, rebounding and TOs	14-15	H	A	N	Under Rose
BYU shoots 50% or better	9-0	6-0	2-0	1-0	110-9
Opponent shoots 50% or better	1-0	1-0	0-0	0-0	15-31
BYU outshoots opponent	10-0	5-0	3-0	2-0	200-15
Opponent outshoots BYU	4-5	3-3	1-0	0-2	45-66
Teams shoot equal FG%	0-0	0-0	0-0	0-0	1-2
BYU outrebounds opponent	12-0	6-0	4-0	2-0	188-23
Opponent outrebounds BYU	2-4	2-2	0-0	0-2	47-56
BYU, opponent tie in rebounds	0-1	0-1	0-0	0-0	11-4
BYU has a positive TO margin	9-3	7-1	2-0	0-2	157-33
BYU has a negative TO margin	4-2	1-2	2-0	1-0	65-43
BYU, opponent tie in TOs	1-0	0-0	0-0	1-0	24-7
Wins, losses and rest	14-15	H	A	N	Under Rose
Coming off a win	8-5	4-3	3-0	1-2	179-66
Coming off a loss	6-0	4-0	1-0	1-0	67-17
Two-plus days between games	9-4	5-3	3-0	1-1	204-63
One day between games	3-0	2-0	1-0	0-0	31-6
Playing the next day	2-1	1-0	0-0	1-1	12-13
Days	14-15	H	A	N	Under Rose
Monday	0-1	0-0	0-0	0-1	6-2
Tuesday	4-0	2-0	1-0	1-0	37-6
Wednesday	1-2	1-1	0-0	0-1	50-14
Thursday	1-1	0-1	1-0	0-0	27-19
Friday	1-0	1-0	0-0	0-0	24-7
Saturday	7-1	4-1	2-0	1-0	102-35

DUNKS

	2014-15	Career
Nate Austin	0	16
Tyler Haws	4	18
Josh Sharp	1	13
Anson Winder	1	3
Kyle Collinworth	14	42
Frank Bartley IV	0	2
Luke Worthington	3	3
Dalton Nixon	3	3
Corbin Kaufusi	7	7
Ryan Andrus	1	1
Isaac Neilson	1	1
BYU	35	
Opponents	17	

BYU'S RECORD WHEN ...

On television	14-15	H	A	N	Under Rose
All games on TV	14-5	8-3	4-0	2-2	209-77
On BYUtv	9-0	7-0	1-0	1-0	72-6
On ESPN	0-0	0-0	0-0	0-0	1-2
On ESPN2	1-3	0-1	0-0	1-2	8-16
On ESPN3	1-2	1-1	0-0	0-0	13-6
On ESPNEWS	0-0	0-0	0-0	0-0	1-0
On TWC/ROOT Sports	1-0	0-0	1-0	0-0	5-4
On truTV	0-0	0-0	0-0	0-0	1-3
On CBS	0-0	0-0	0-0	0-0	4-5
On CBS Sports Network	1-0	0-0	1-0	0-0	15-7
On Pac-12 Network	0-0	0-0	0-0	0-0	0-2
On KJZZ	1-0	0-0	1-0	0-0	1-0
Top 25	14-15	H	A	N	Under Rose
vs. a top 25 opponent	0-3	0-2	0-0	0-1	9-27
as a top 25 team	0-0	0-0	0-0	0-0	57-16
Months	14-15	H	A	N	Under Rose
November	5-2	4-0	0-0	1-2	49-12
December	6-2	3-2	2-0	1-0	57-20
January	3-1	1-1	2-0	0-0	58-20
February	0-0	0-0	0-0	0-0	51-12
March	0-0	0-0	0-0	0-0	31-18
April	0-0	0-0	0-0	0-0	0-1
Margin of victory/defeat	14-15	H	A	N	Under Rose
1-4 points	1-2	1-1	0-0	0-1	25-19
5-9 points	3-3	3-2	0-0	0-1	44-23
10-15 points	3-0	2-0	1-0	0-0	61-24
16-19 points	1-0	0-0	1-0	0-0	29-12
20-29 points	2-0	1-0	0-0	1-0	50-5
30-39 points	3-0	0-0	2-0	1-0	24-0
40-49 points	0-0	0-0	0-0	0-0	8-0
50+ points	1-0	1-0	0-0	0-0	5-0

FREE THROW STREAKS

Haws	31	3/8/14 - 11/14/14
Halford	25	2/13/14 - 12/29/14
Haws	24	12/2/14 - 12/10/14
Haws	16	12/27/14 - 12/29/14
Haws	14	11/26/14 - 12/2/14
Collinworth	12	11/29/14 - 12/6/14

LATE GAME FREE THROWS, 5:00-2:00

Player	Season	Career
Nate Austin	2-2 (.000)	5-10 (.500)
Kyle Collinworth	11-13 (.846)	27-43 (.628)
Tyler Haws	16-17 (.941)	79-87 (.908)
Josh Sharp	1-2 (.500)	5-10 (.500)
Anson Winder	6-6 (1.000)	15-19 (.789)
Skyler Halford	0-0 (.000)	7-8 (.875)
Frank Bartley IV	4-4 (1.000)	5-6 (.750)
Luke Worthington	0-0 (.000)	1-2 (.500)
Isaac Neilson	1-4 (.250)	1-4 (.250)
Corbin Kaufusi	3-5 (.600)	3-5 (.600)
Chase Fischer	2-2 (1.000)	2-2 (1.000)
Totals	48-57 (.842)	
Under Rose	613-838 (.732)	

LATE GAME FREE THROWS, 2:00-0:00

Player	Season	Career
Nate Austin	1-2 (.500)	12-18 (.667)
Kyle Collinworth	14-16 (.875)	29-48 (.630)
Tyler Haws	11-11 (1.000)	82-88 (.932)
Josh Sharp	0-0 (.000)	8-12 (.667)
Anson Winder	14-21 (.667)	33-50 (.660)
Luke Worthington	0-0 (.000)	2-4 (.500)
Frank Bartley IV	3-5 (.600)	4-12 (.333)
Skyler Halford	13-14 (.929)	25-26 (.962)
Chase Fischer	2-2 (1.000)	2-2 (1.000)
Isaac Neilson	1-2 (.500)	1-2 (.500)
Dalton Nixon	1-1 (1.000)	1-1 (1.000)
Corbin Kaufusi	2-3 (.667)	2-3 (.667)
Totals	62-77 (.805)	
Under Rose	792-1056 (.750)	

2014-15 SCORING BY HALF (BYU-OPPONENT)

Opponent	1st half	Margin	FG %	2nd half	Margin	FG %	OT	Margin	FG %	Final	Margin	FG %
Long Beach State	46-47	-1	53.8-50.0	49-43	+6	50.0-58.6	---	---	---	95-90	+5	51.9-54.1
Arkansas-Little Rock	37-28	+9	46.7-25.8	54-34	+20	59.0-43.3	---	---	---	91-62	+29	53.6-34.4
Southern Virginia	49-22	+27	47.2-28.6	52-26	+26	62.5-29.6	---	---	---	101-48	+53	54.4-29.0
vs. San Diego State	33-41	-8	39.9-48.5	34-26	+8	43.3-47.6	20-25	-5	30.0-50.0	87-92	-5	38.5-48.5
vs. Chaminade	66-43	+23	62.2-38.9	55-42	+13	48.6-36.1	---	---	---	121-85	+36	55.4-37.5
vs. Purdue	35-40	-5	37.9-50.0	46-41	+5	53.6-41.7	4-6	-2	20.0-42.9	85-87	-2	43.5-45.8
Eastern Kentucky	32-30	+2	50.0-52.4	58-46	+12	64.5-46.4	---	---	---	90-76	+14	58.2-49.0
at Utah State	31-32	-1	33.3-46.4	60-49	+11	45.5-44.8	---	---	---	91-81	+10	39.4-45.6
vs. Hawai'i	37-30	+7	41.2-37.5	53-40	+13	57.7-38.2	---	---	---	90-70	+20	48.3-37.9
Utah	31-30	+1	42.9-40.7	30-35	-5	32.4-52.4	---	---	---	61-65	-4	36.9-45.8
at Weber State	39-25	+14	57.1-36.0	37-35	+2	54.3-37.3	---	---	---	76-60	+16	54.3-37.3
Stanford	36-35	+1	43.8-48.5	43-42	+1	41.4-48.5	---	---	---	79-77	+2	42.6-48.5
UMass	32-30	+2	38.2-37.0	30-32	-2	36.4-63.6	15-9	+6	66.7-30.0	77-71	+6	39.0-45.8
Gonzaga	43-43	0	46.7-50.0	37-44	-7	32.1-48.4	---	---	---	80-87	-7	39.7-49.2
Portland	43-37	+6	45.2-40.7	54-51	+3	55.9-52.8	---	---	---	97-88	+9	50.8-47.6
at Santa Clara	41-22	+19	53.6-28.6	40-24	+16	40.0-32.1	---	---	---	81-46	+35	47.2-30.4
at San Francisco	57-29	+28	74.1-38.5	42-39	+3	46.4-43.8	---	---	---	99-68	+31	60.0-41.4
Pepperdine	29-39	-10	36.4-46.7	32-28	+4	40.0-37.5	---	---	---	61-67	-6	38.1-42.6
Loyola Marymount	47-36	+11	50.0-43.8	38-36	+2	52.0-46.4	---	---	---	85-72	+13	50.9-45.0
at Pacific												
at Saint Mary's												
at San Diego												
San Francisco												
Santa Clara												
at Pepperdine												
at Loyola Marymount												
Saint Mary's												
Pacific												
San Diego												
at Portland												
at Gonzaga												
Season Totals	50.2-33.6	+6.6	44.8-37.6	44.4-37.5	+6.9	48.3-44.5	13.0-13.3	-0.3	32.1-41.4	86.7-73.3	+13.4	47.3-42.9

* Superlatives in bold

2014-15 Offensive Trends (BYU-Opponent)

Opponent	Points/Paint	Points Off TO	2nd Chance Points	Fastbreak Points	Bench Points	Big Run	Big Lead					
Long Beach State	24	34	19	15	4	13	9	7	43	26	9-0/6-0	10/5
Arkansas-Little Rock	52	20	24	7	10	13	14	0	34	21	14-0/8-0	31/3
Southern Virginia	54	16	35	8	20	12	24	2	66	26	16-0/7-0	56 /-
vs. San Diego State	28	40	15	13	15	22	4	8	29	30	8-0/11-0	5/11
vs. Chaminade	34	32	27	8	17	17	11	9	50	29	16-0/8-0	36/-
vs. Purdue	28	38	17	9	16	7	14	2	27	20	7-0/11-0	4/8
Eastern Kentucky	30	26	22	17	12	5	10	2	33	15	9-0/6-0	25/3
at Utah State	26	26	18	4	18	8	11	2	24	4	12-0/6-0	14/5
vs. Hawai'i	34	38	12	22	14	11	16	4	21	7	13-0/13-0	24/9
Utah	26	32	24	13	10	7	8	6	16	27	14-0/10-0	4/13
at Weber State	14	30	21	15	7	7	0	0	25	10	10-0/7-0	20/-
Stanford	30	28	22	13	25	13	9	5	13	12	8-0/11-0	13/2
UMass	28	32	18	15	14	14	6	10	41	17	10-0/12-0	7/7
Gonzaga	24	36	11	13	9	13	6	6	40	15	9-0/12-0	6/16
Portland	44	22	22	6	12	6	16	0	14	14	13-0/9-0	22/5
at Santa Clara	22	16	20	5	6	0	6	2	33	7	17-0 /6-0	38/-
at San Francisco	28	26	11	10	18	4	2	2	28	10	11-0/6-0	35/3
Pepperdine	30	22	9	9	16	8	6	4	6	31	7-0/6-0	-/14
Loyola Marymount	20	26	27	11	10	19	9	2	12	17	13-0/8-0	17/-
at Pacific												
at Saint Mary's												
at San Diego												
San Francisco												
Santa Clara												
at Pepperdine												
at Loyola Marymount												
Saint Mary's												
Pacific												
San Diego												
at Portland												
at Gonzaga												
Season Totals	576	540	374	213	253	199	181	73	555	338		
Times Led, Record (W/L/T)	8-1/5-4/1-0		13-3/1-1/0-1		8-3/3-2/3-0		11-3/1-1/2-1		12-2/1-3/1-0			
Under Rose (W/L/T)	158-29/73-52/15-2		195-31/44-48/7-4		155-35/75-45/16-3		178-44/42-26/26-13		143-34/96-46/7-3			

* Superlatives in bold



2014-15 WCC Standings (as of 1/10/15)

	Overall	Pct	WCC	Pct
Gonzaga	16-1	.941	5-0	1.000
Saint Mary's	13-3	.812	5-0	1.000
Pepperdine	11-5	.688	4-1	.800
BYU	14-5	.737	4-2	.667
Portland	11-6	.647	2-3	.400
San Diego	9-9	.500	2-4	.333
San Francisco	8-10	.444	2-4	.333
Santa Clara	7-10	.412	2-4	.333
Pacific	9-8	.529	1-4	.200
Loyola Marymount	4-13	.235	0-5	.000

2014-15 WCC Players of the Week

Nov. 17	Brandon Clark, Santa Clara
Nov. 24	Brad Waldow, Saint Mary's
Dec. 1	Kevin Pangos, Gonzaga
Dec. 8	Kyle Collinsworth, BYU
Dec. 15	Kyle Wiltjer, Gonzaga
Dec. 22	Dulani Robinson, Pacific
Dec. 29	Kyle Collinsworth, BYU
Jan. 5	Przemek Karnowski, Gonzaga
Jan. 12	Stacy Davis, Pepperdine

2014-15 Preseason All-WCC Team

Player	School	Yr.	Pos.
Jared Brownridge	Santa Clara	So.	G
<i>Kyle Collinsworth</i>	<i>BYU</i>	<i>Jr.</i>	<i>G</i>
Stacy Davis	Pepperdine	Jr.	F
Johnny Dee	San Diego	Sr.	G
<i>Tyler Haws</i>	<i>BYU</i>	<i>Sr.</i>	<i>G</i>
Przemek Karnowski	Gonzaga	Jr.	C
Kevin Pangos	Gonzaga	Sr.	G
Kruize Pinkins	San Francisco	Sr.	F
Thomas van der Mars	Portland	Sr.	C
Brad Waldow	Saint Mary's	Sr.	C

2014-15 WCC Preseason Poll Team (First Place Votes)

	Points
1. Gonzaga (9)	81
2. BYU (1)	69
3. Saint Mary's	62
4. San Francisco	59
5. San Diego	47
6. Portland	45
7. Pepperdine	29
7. Santa Clara	29
9. Loyola Marymount	19
10. Pacific	10

TEAM

WCC Stats (as of 1/10/15)	All	Conf
Scoring Offense	1	1
Scoring Defense	10	7
Scoring Margin	2	2
FT Percentage	1	1
FG Percentage	2	2
FG Percentage Defense	8	5
3FG Percentage	3	5
3FG Percentage Defense	6	4
3-Point FG Made/Game	1	1
Rebounding Offense	1	2
Rebounding Defense	8	17
Rebounding Margin	4	3
Blocked Shots	6	10
Assists	1	1
Steals	1	2
Turnover Margin	2	4
Assist/Turnover Ratio	2	1
Offensive Rebounds	1	4
Defensive Rebounds	2	2
Defensive Reb Pct	5	2
Offensive Reb Pct	5	5
NCAA Stats (as of 1/11/15)	Rank	Actual
Won-Lost Percentage	62	73.7
Scoring Offense	1	86.7
Scoring Defense	315	73.3
Scoring Margin	27	13.4
Field-Goal Percentage	41	47.3
Field-Goal Pct Defense	198	42.9
3-Point Field Goals/Game	9	9.2
3-Point Field-Goal Pct	38	38.5
3-Point FG Defense	196	34.0
Free-Throw Percentage	5	76.9
Rebound Margin	51	5.4
Assists Per Game	1	18.4
Assist Turnover Ratio	13	1.47
Blocked Shots Per Game	276	2.5
Steals Per Game	41	8.2
Turnovers Per Game	120	12.5
Turnover Margin	70	1.9
Personal Fouls Per Game	256	19.7
Total Blocks	217	48
Total Assists	1	349
Total Rebounds	1	747
Free Throw Attempts	1	481
Free Throws Made	1	370
3-Point Field Attempts	3	454
Total 3-Point FGs Made	3	175
Total Steals	11	155
Few Turnovers	296	237
Fewest Fouls	337	375
Offensive Rebounds/Game	80	12.26
Defensive Rebounds/Game	31	27.05
Total Rebounds/Game	30	39.32

INDIVIDUAL

WCC (as of 1/10/15)	Top BYU player - All	Rank	Top BYU player - Conf	Rank
Scoring	Tyler Haws	1	Tyler Haws	1
Rebounding	Kyle Collinsworth	2	Kyle Collinsworth	2
FG Percentage	Anson Winder	11	Kyle Collinsworth	9
Assists	Kyle Collinsworth	2	Kyle Collinsworth	1
FT Percentage	Tyler Haws	2	Tyler Haws	5
Steals	Kyle Collinsworth	1	Kyle Collinsworth	2
3FG Percentage	Jake Toolson	3	Skyler Halford	15
3FG Made/Game	Chase Fischer	1	Chase Fischer	2
Blocked Shots	-	-	-	-
Assist/TO Ratio	Kyle Collinsworth	7	Kyle Collinsworth	4
Offensive Rebounds	Kyle Collinsworth	9	Kyle Collinsworth	9
Defensive Rebounds	Kyle Collinsworth	2	Kyle Collinsworth	1
Minutes Played	Tyler Haws	9	Tyler Haws	9
NCAA Stats (as of 1/11/15)	BYU Player	Rank	Actual	
Points Per Game	Tyler Haws	3	22.1	
Field Goal Percentage	Anson Winder	81	51.3	
3-Point FGs Per Game	Chase Fischer	18	3.11	
3-Point FG Percentage	Chase Fischer	30	43.1	
Free-Throw Percentage	Tyler Haws	22	88.7	
Rebounds Per Game	Kyle Collinsworth	53	8.3	
Assists Per Game	Kyle Collinsworth	26	5.8	
Steals Per Game	Kyle Collinsworth	24	2.28	
Total Points	Tyler Haws	1	419	
	Anson Winder	59	280	
	Chase Fischer	100	262	
Total Rebounds	Kyle Collinsworth	24	149	
Double-Doubles	Kyle Collinsworth	21	7	
Triple-Doubles	Kyle Collinsworth	1	3	
Total Assists	Kyle Collinsworth	11	104	
Total Field Goals Made	Tyler Haws	1	138	
	Anson Winder	47	100	
Total Minutes	Tyler Haws	23	600	
Total 3-Point FG Attempts	Chase Fischer	7	137	
Total 3-Point FGs Made	Chase Fischer	4	59	
Total Steals	Kyle Collinsworth	9	41	
Total FG Attempts	Tyler Haws	2	282	
Free Throws Made	Tyler Haws	3	110	
Free Throw Attempts	Tyler Haws	8	124	
	Kyle Collinsworth	77	92	
Defensive Rebounds/Game	Kyle Collinsworth	41	6.06	

BYU BASKETBALL
ROSTER AND CAREER HIGHS

No.	Name	Pos.	Ht.	Wt.	Yr.	Hometown (Previous School)	Pronunciations
1	Chase Fischer	G	6-3	195	Jr.	Ripley, W.Va. (Wake Forest)	JAMAL AYTES ATE-s or 8's
2	Jordan Ellis	G	6-1	185	Jr.	Medford, Ore. (North Medford HS)	BOB MEDINA meh-DEE-nuh
3	Tyler Haws	G	6-5	200	Sr.	Alpine, Utah (Lone Peak HS)	
5	Kyle Collinsworth	G	6-6	215	Jr.	Provo, Utah (Provo HS)	SKYLER HALFORD HAL-ford
10	Ryan Andrus	G	6-10	220	Fr.	American Fork, Utah (American Fork HS)	TERRY NASHIF NASH-if
12	Josh Sharp	F	6-7	185	Sr.	Highland, Utah (Utah)	
15	Jake Toolson	G	6-5	210	Fr.	Gilbert, Ariz. (Highland HS)	CORBIN KAUFUSI KAW-foo-see
20	Anson Winder	G	6-3	195	Sr.	Las Vegas, Nev. (Bishop Gorman HS)	ROBERT RAMOS RAY-mus
21	Kyle Davis*	F	6-7	225	Jr.	Draper, Utah (Utah State)	
23	Skyler Halford	G	6-1	180	Sr.	Orem, Utah (SLCC)	ANSON WINDER AN-sun WINE-der
24	Frank Bartley IV	G	6-3	200	So.	Baton Rouge, La. (Future College Prep)	
25	Jordan Chatman	G	6-4	195	Fr.	Vancouver, Wash. (Union HS)	
30	Dalton Nixon	F	6-8	230	Fr.	Orem, Utah (Orem HS)	
33	Nate Austin	F	7-0	230	Sr.	Alpine, Utah (Lone Peak HS)	
35	Isaac Neilson	C	6-10	230	Fr.	Mission Viejo, Calif. (Mission Viejo HS)	
40	Jamal Aytes	F	6-6	230	So.	San Diego, Calif. (JSerra Catholic HS)	
41	Luke Worthington	F	6-10	245	So.	Mequon, Wis. (Homestead HS)	
44	Corbin Kaufusi	C	6-10	260	Fr.	Provo, Utah (Timpview HS)	

Head Coach: Dave Rose, 10th year (Houston, 1983)

Assistant Coaches: Terry Nashif (BYU, 2005); Tim LaComb (Utah, 2006); Mark Pope (Kentucky, 1996)

Director of Basketball Operations: Cody Fueger (Utah, 2006)

Coordinator of Player Development: Garrett Faucette (BYU, 2008)

Team Trainer: Robert Ramos (BYU, 1995)

Strength and Conditioning Coach: Bob Medina (UNLV, 1988)

2014-15 SEASON AND CAREER HIGHS

#	Player		Points	Rebounds	Assists
1	Chase Fischer	Season Career	30 vs. Chaminade same	5 vs. Hawaii same	5, twice, last vs. Hawaii same
2	Jordan Ellis	Season Career	2 vs. SVU same	2 vs. Chaminade same	1, twice, last vs. Hawaii same
3	Tyler Haws	Season Career	35 at Utah State 48 at Portland (13-14)	8 vs. Utah 13 vs. Weber State (13-14)	6 vs. Portland 6 vs. Idaho State (09-10), vs. Portland (14-15)
5	Kyle Collinsworth	Season Career	21, twice, last vs. Portland 23 vs. Loyola Marymount (13-14)	15 vs. UMass, at Santa Clara 16 vs. Loyola Marymount (13-14)	10, 3 times, last at San Francisco same
12	Josh Sharp	Season Career	4 vs. Southern Virginia 14 at Gonzaga (12-13), vs. SCU (12-13)	4 vs. Southern Virginia 12 vs. LMU (12-13)	1, 3 times, last at Santa Clara 3, 3 times, last vs. Oregon (13-14)
15	Jake Toolson	Season Career	15 vs. Southern Virginia same	7 vs. Southern Virginia same	4 vs. Southern Virginia same
20	Anson Winder	Season Career	25 vs. UMass same	8 vs. Chaminade same	6 vs. Hawaii 9 vs. Northern Arizona (11-12)
23	Skyler Halford	Season Career	18 vs. Long Beach State 28 vs. San Diego (13-14)	5 vs. Portland 6, twice, last vs. Santa Clara (13-14)	7 vs. Long Beach State same
24	Frank Bartley IV	Season Career	6 vs. Gonzaga, at Santa Clara 16 vs. Mount St. Mary's (13-14)	6 vs. Southern Virginia 7 vs. Mount St. Mary's, at LMU (13-14)	7 vs. Southern Virginia same
30	Dalton Nixon	Season Career	10 vs. Southern Virginia same	4, 3 times, last at Santa Clara same	2 vs. Southern Virginia, vs. San Diego State same
33	Nate Austin	Season Career	8 vs. Arkansas-Little Rock 15 vs. Weber State (11-12)	11 vs. Arkansas-Little Rock 16 vs. San Francisco (13-14)	3 vs. Long Beach State, vs. Chaminade 4 vs. ENMU (12-13), vs. PVAMU (13-14)
35	Isaac Neilson	Season Career	15 at Weber State same	7 vs. Southern Virginia same	2 vs. Southern Virginia same
41	Luke Worthington	Season Career	12 vs. Southern Virginia same	6 at Utah State same	1, 4 times, last vs. LMU 1, 8 times, last vs. LMU
44	Corbin Kaufusi	Season Career	8 vs. Chaminade same	6 vs. Chaminade, at Santa Clara same	1, twice, last vs. Portland same

GEOGRAPHIC BREAKDOWN

Arizona	Jake Toolson
California	Jamal Aytes, Isaac Neilson
Louisiana	Frank Bartley IV
Nevada	Anson Winder
Oregon	Jordan Ellis
Utah	Ryan Andrus, Nate Austin, Kyle Collinsworth, Kyle Davis, Skyler Halford, Tyler Haws, Corbin Kaufusi, Dalton Nixon, Josh Sharp
Washington	Jordan Chatman
West Virginia	Chase Fischer
Wisconsin	Luke Worthington

CLASS BREAKDOWN

Seniors	Juniors	Sophomores	Freshmen
Nate Austin Skyler Halford Tyler Haws Josh Sharp Anson Winder	Kyle Collinsworth Kyle Davis* Jordan Ellis Chase Fischer	Jamal Aytes Frank Bartley IV Luke Worthington	Ryan Andrus Jake Toolson Jordan Chatman Dalton Nixon Isaac Neilson Corbin Kaufusi
*Sitting out in 2014-15 due to NCAA transfer rules			

#1 • CHASE FISCHER
6-3 • 195 • JR • GUARD



RIPLEY, WEST VIRGINIA
WAKE FOREST

2014-15 SEASON — PPG: 13.8 RPG: 2.0 APG: 2.5 SPG: 0.9 BPG: 0.1 FG%: .448 3FG%: .431 FT%: .816

Last Time Out

- Had 19 points and was 5 of 8 from 3-point range plus 4 assists, 3 rebounds, 1 block and 1 steal against LMU

In 2014-15 • Junior

- A team captain
- Set a BYU record with 10 threes vs. Chaminade for a career-high 30 points
- Scored 17 points on 4 of 8 3-point shooting and 5 of 5 from the free throw line ... also had 5 assists, 3 rebounds and 1 steal vs. Long Beach State
- Totaled 19 points on 7 of 12 shooting, 4 of 7 from three, vs. UALR
- Had 20 points, hit 4 of 8 threes, added 3 rebounds and 2 assists vs. EKU
- Totaled 20 points, 5 boards, 5 assists and 3 steals vs. Hawai'i
- Totaled 16 points, 3 rebounds, 2 assists and 2 steals vs. Portland
- Had 20 points and was 6 of 9 from 3-point range ... added 2 assists, 1 steal and 1 rebound at San Francisco
- Had 19 points and was 5 of 8 from 3-point range plus 4 assists, 3 rebounds, 1 block and 1 steal against LMU

- Scored a career-high 15 points while hitting a career-best 5 of 8 from three vs. High Point on Dec. 5, 2012
- Scored in double figures five times and hit two-plus threes 10 times
- As a freshman in 2011-12 averaged 6.3 points, 2.2 rebounds and 1.5 assists in 26.1 minutes per game and shot .350 from the field, .320 from three and .821 from the free-throw line
- Scored in double figures nine times and hit two-plus threes 12 times
- Prepped at Ripley High School
- A 2011 first-team Parade All-American
- 2011 Gatorade Boys Basketball Player of the Year for the state of West Virginia and a McDonald's All-America nominee
- Two-time first team all-state selection in 2009-10 and 2010-11
- Received the 2011 Bill Evans Award, which goes to the state's player of the year (was second in the voting as a junior)

Personal

- Parents are John and Robin Fischer
- Older brother Noah played college basketball at Marshall and University of Charleston
- Before committing to Wake Forest was also recruited by Marshall, Ohio, UCF and VCU

2014-15 SEASON HIGHS

PTS	30 vs. Chaminade – 11/25/14
1st H	27 vs. Chaminade – 11/25/14
2nd H	12 vs. Hawai'i – 12/6/14
REB	5 vs. Hawai'i – 12/6/14
AST	5, twice, last vs. Hawai'i – 12/6/14
STL	3 vs. Hawai'i – 12/6/14
BLK	1, twice, last vs. LMU – 1/10/15
FGM	10 vs. Chaminade – 11/25/14
FGA	14, twice, last vs. Stanford – 12/20/14
3PM	10 vs. Chaminade – 11/25/14
3PA	13 vs. Chaminade – 11/25/14
FTM	5 vs. LBSU – 11/14/14
FTA	5, twice, last vs. Hawai'i – 12/6/14

MISCELLANEOUS

	14-15	Career
Double-Figure Points	13 (12-1)	same
20-plus Points	4 (4-0)	same
Double-Figure Reb	0 (0-0)	same
Double-Doubles	0 (0-0)	same
3-plus Steals	2 (2-0)	same
3-plus Blocks	0 (0-0)	same
3-plus 3-point FG	9 (8-1)	same
Scoring Leader	3 (3-0)	same
Rebound Leader	0 (0-0)	same
Assist Leader	0 (0-0)	same

Before BYU

- Played in 62 games and started six times for the Wake Forest Demon Deacons in 2011-12 and 2012-13
- A team captain as a sophomore in 2012-13
- As a sophomore averaged 4.5 points and 1.1 rebounds in 14.2 minutes per game while shooting .395 from the field, .422 from three and .600 from the free-throw line

2014-15 GAME-BY-GAME

Opponent	Date	GS	Min	FG	FGA	Pct	3FG	FGA	Pct	FT	FTA	Pct	Off	Def	TR	Avg	PF	FO	A	TO	Blk	Stl	Pts	Avg
Long Beach State	11/14/14	*	31	4	9	.444	4	8	.500	5	5	1.000	0	3	3	3.0	3	0	5	2	0	1	17	17.0
Arkansas-Little Rock	11/18/14	*	28	7	12	.583	4	7	.571	1	1	1.000	0	2	2	2.5	1	0	1	2	0	1	19	18.0
Southern Virginia	11/19/14	*	16	4	9	.444	0	4	.000	2	4	.500	0	3	3	2.7	1	0	3	2	0	0	10	15.3
vs. San Diego State	11/24/14	*	42	4	13	.308	3	9	.333	0	0	.000	0	1	1	2.3	2	0	2	3	1	1	11	14.3
vs. Chaminade	11/25/14	*	23	10	14	.714	10	13	.769	0	0	.000	0	0	0	1.8	2	0	3	0	0	1	30	17.4
vs. Purdue	11/26/14	*	38	2	11	.182	2	11	.182	1	2	.500	0	3	3	2.0	1	0	2	3	0	1	7	15.7
Eastern Kentucky	11/29/14	*	27	7	12	.583	4	8	.500	2	3	.667	0	3	3	2.1	2	0	2	3	0	0	20	16.3
at Utah State	12/02/14	*	17	1	9	.111	1	5	.200	0	0	.000	1	2	3	2.3	1	0	1	0	0	1	3	14.6
vs. Hawai'i	12/06/14	*	32	6	11	.545	4	9	.444	4	5	.800	1	4	5	2.6	2	0	5	3	0	3	20	15.2
Utah	12/10/14	*	22	1	5	.200	1	5	.200	0	0	.000	0	0	0	2.3	4	0	1	1	0	0	3	14.0
at Weber State	12/13/14	*	33	4	8	.500	4	7	.571	1	2	.500	0	0	0	2.1	3	0	4	1	0	0	13	13.9
Stanford	12/20/14	*	31	6	14	.429	2	6	.333	2	2	1.000	1	0	1	2.0	1	0	3	3	0	2	16	14.1
UMass	12/23/14	*	35	3	12	.250	2	8	.250	0	0	.000	0	1	1	1.9	1	0	2	1	0	2	8	13.6
Gonzaga	12/27/14	*	19	2	7	.286	1	6	.167	3	4	.750	1	1	2	1.9	2	0	1	2	0	0	8	13.2
Portland	12/29/14	*	27	5	7	.714	2	3	.667	4	4	1.000	1	2	3	2.0	2	0	2	2	0	2	16	13.4
at Santa Clara	01/01/15	*	24	4	9	.444	2	5	.400	4	4	1.000	0	3	3	2.1	1	0	3	3	0	0	14	13.4
at San Francisco	01/03/15	*	23	7	12	.583	6	9	.667	0	0	.000	0	1	1	2.0	0	0	2	0	0	1	20	13.8
Pepperdine	01/08/15	*	29	3	9	.333	2	6	.333	0	0	.000	0	1	1	1.9	2	0	2	1	0	0	8	13.5
Loyola Marymount	01/10/15	*	30	6	9	.667	5	8	.625	2	2	1.000	1	2	3	2.0	2	0	4	0	1	1	19	13.8
at Pacific	01/15/15																							
at Saint Mary's	01/17/15																							
at San Diego	01/24/15																							
San Francisco	01/29/15																							
Santa Clara	01/31/15																							
at Pepperdine	02/05/15																							
at Loyola Marymount	02/07/15																							
Saint Mary's	02/12/15																							
Pacific	02/14/15																							
San Diego	02/19/15																							
at Portland	02/26/15																							
at Gonzaga	02/28/15																							
Totals		19	530	86	192	.448	59	137	.431	31	38	.816	6	32	38	2.0	33	0	48	32	2	17	262	13.8

CAREER STATISTICS (ALL GAMES)

Year	GP	GS	Min	Avg	FG	FGA	Pct	3FG	FGA	Pct	FT	FTA	Pct	Off	Def	TR	Avg	PF	FO	A	TO	Blk	Stl	Pts	Avg
2014-15	19	19	530	27.9	86	192	.448	59	137	.431	31	38	.816	6	32	38	2.0	33	0	48	32	2	17	262	13.8
TOTAL	19	19	530	27.9	86	192	.448	59	137	.431	31	38	.816	6	32	38	2.0	33	0	48	32	2	17	262	13.8

CAREER STATISTICS (CONFERENCE GAMES)

Year	GP	GS	Min	Avg	FG	FGA	Pct	3FG	FGA	Pct	FT	FTA	Pct	Off	Def	TR	Avg	PF	FO	A	TO	Blk	Stl	Pts	Avg
2014-15	6	6	155	25.8	27	53	.509	18	37	.486	13	14	.929	3	10	13	2.2	9	0	14	8	1	4	85	14.2
TOTAL	6	6	155	25.8	27	53	.509	18	37	.486	13	14	.929	3	10	13	2.2	9	0	14	8	1	4	85	14.2

#2 • JORDAN ELLIS
6-1 • 180 • JR • GUARD



MEDFORD, OREGON
PORTLAND STATE

2014-15 SEASON — PPG: 0.3 RPG: 0.3 APG: 0.4 SPG: 0.1 BPG: 0.0 FG%: .500 3FG%: .000 FT%: .000

Last Time Out

- Did not play against LMU

In 2014-15 • Junior

- Scored 2 points in 16 minutes during his BYU debut against SVU

Before BYU

- A three-time letterwinner at North Medford High School
- A three-time first-team all-conference honoree
- North Medford's all-time leading scorer
- Lettered in football and track
- Also attended Grayson County College in Texas and Portland State prior to BYU

Personal

- Parents are Jerry and Dee Ellis
- Has two brothers and one sister
- Served a two-year mission for The Church of Jesus Christ of Latter-day Saints in Boston, Massachusetts

2014-15 SEASON HIGHS

PTS	2 vs. SVU – 11/19/14
1st H	—
2nd H	2 vs. SVU – 11/19/14
REB	2 vs. Chaminade – 11/25/14
AST	1, 3 times, last at Santa Clara – 1/1/15
STL	1 at Santa Clara – 1/1/15
BLK	—
FGM	1 vs. SVU – 11/19/14
FGA	1, twice, last at San Francisco – 1/3/15
3PM	—
3PA	—
FTM	—
FTA	—

MISCELLANEOUS

	14-15	Career
Double-Figure Points	0 (0-0)	same
20-plus Points	0 (0-0)	same
Double-Figure Reb	0 (0-0)	same
Double-Doubles	0 (0-0)	same
3-plus Steals	0 (0-0)	same
3-plus Blocks	0 (0-0)	same
3-plus 3-point FG	0 (0-0)	same
Scoring Leader	0 (0-0)	same
Rebound Leader	0 (0-0)	same
Assist Leader	0 (0-0)	same

2014-15 GAME-BY-GAME

Opponent	Date	GS	Min	FG	FGA	Pct	3FG	FGA	Pct	FT	FTA	Pct	Off	Def	TR	Avg	PF	FO	A	TO	Blk	Stl	Pts	Avg
Long Beach State	11/14/14																							
Arkansas-Little Rock	11/18/14																							
Southern Virginia	11/19/14		16	1	1	1.000	0	0	.000	0	0	.000	0	0	0.0	1	0	0	0	0	0	2	2.0	
vs. San Diego State	11/24/14																							
vs. Chaminade	11/25/14		5	0	0	.000	0	0	.000	0	0	.000	0	2	2	1.0	0	0	1	0	0	0	1.0	
vs. Purdue	11/26/14																							
Eastern Kentucky	11/29/14		0+	0	0	.000	0	0	.000	0	0	.000	0	0	0	0.7	0	0	0	0	0	0	0.7	
at Utah State	12/02/14																							
vs. Hawai'i	12/06/14		1	0	0	.000	0	0	.000	0	0	.000	0	0	0	0.5	0	0	1	1	0	0	0.5	
Utah	12/10/14																							
at Weber State	12/13/14																							
Stanford	12/20/14																							
UMass	12/23/14		0+	0	0	.000	0	0	.000	0	0	.000	0	0	0	0.4	0	0	0	0	0	0	0.4	
Gonzaga	12/27/14																							
Portland	12/29/14																							
at Santa Clara	01/01/15		4	0	0	.000	0	0	.000	0	0	.000	0	0	0	0.3	0	0	1	0	0	1	0.3	
at San Francisco	01/03/15		3	0	1	.000	0	0	.000	0	0	.000	0	0	0	0.3	1	0	0	0	0	0	0.3	
Pepperdine	01/08/15																							
Loyola Marymount	01/10/15																							
at Pacific	01/15/15																							
at Saint Mary's	01/17/15																							
at San Diego	01/24/15																							
San Francisco	01/29/15																							
Santa Clara	01/31/15																							
at Pepperdine	02/05/15																							
at Loyola Marymount	02/07/15																							
Saint Mary's	02/12/15																							
Pacific	02/14/15																							
San Diego	02/19/15																							
at Portland	02/26/15																							
at Gonzaga	02/28/15																							
Totals		0	29	1	2	.500	0	0	.000	0	0	.000	0	2	2	0.3	2	0	3	1	0	1	2	0.3

CAREER STATISTICS (ALL GAMES)

Year	GP	GS	Min	Avg	FG	FGA	Pct	3FG	FGA	Pct	FT	FTA	Pct	Off	Def	TR	Avg	PF	FO	A	TO	Blk	Stl	Pts	Avg
2014-15	7	0	29	4.1	1	2	.500	0	0	.000	0	0	.000	0	2	2	0.3	2	0	3	1	0	1	2	0.3
TOTAL	7	0	29	4.1	1	2	.500	0	0	.000	0	0	.000	0	2	2	0.3	2	0	3	1	0	1	2	0.3

CAREER STATISTICS (CONFERENCE GAMES)

Year	GP	GS	Min	Avg	FG	FGA	Pct	3FG	FGA	Pct	FT	FTA	Pct	Off	Def	TR	Avg	PF	FO	A	TO	Blk	Stl	Pts	Avg
2014-15	2	0	7	3.5	0	1	.000	0	0	.000	0	0	.000	0	0	0	0.0	1	0	1	0	0	1	0	0.0
TOTAL	2	0	7	3.5	0	1	.000	0	0	.000	0	0	.000	0	0	0	0.0	1	0	1	0	0	1	0	0.0

#3 • TYLER HAWS
6-5 • 195 • SR • GUARD



ALPINE, UTAH
LONE PEAK HS

2014-15 SEASON — PPG: 22.1 RPG: 4.5 APG: 2.4 SPG: 0.8 BPG: 0.4 FG%: .489 3FG%: .384 FT%: .887

Last Time Out

- Scored 26 points and added 4 rebounds, 3 assists and 1 steal against LMU ... set BYU career record for free throws made with 628

In 2014-15 • Senior

- A team captain
- Named Preseason All-WCC as voted on by the league's coaches
- Scored a season-high 32 points, hit 13 of 14 from the free throw line and added a career-best 3 blocks against Purdue
- Scored a season-high 26 points and hit a season-best 5 threes vs. SDSU
- Scored 26 points on 10 of 15 shooting from the field and added 4 rebounds and 4 assists vs. ECU
- Scored a season-high 35 points on 10 of 19 shooting from the field, 12 of 13 from the free throw line vs. Utah State ... added 6 rebounds, 2 assists and 1 steal
- Totaled 22 points, 7 rebounds and 1 steal at San Francisco ... broke the 2,300 point mark
- Had a streak of 60-consecutive games scoring in double figures

In 2013-14 • Junior

- Named an Honorable Mention All-American by the Associated Press
- Named WCC Player of the Year, to the All-WCC Team and the WCC All-Tournament Team
- Named to the USBWA All-District VIII First Team, the NABC All-District 9 First Team and the Basketball Times All-District Team (Rockies)
- Named to the All-High Major First Team, the WCC Player of the Year and to the All-WCC First Team by CollegeSportsMadness.com
- Two-time WCC Player of the Week (Jan. 13, Feb. 1)
- Named the Co-Male Athlete of the Year and received the Floyd Johnson Service Award at the 2014 Y Awards

- Ranked 6th in the nation in points per game at 23.2 (6th all-time at BYU for a single season), 5th in total points, 6th in field goal attempts and field goals made, 5th in free throws made, 27th in attempts and 19th in free throw percentage

In 2012-13 • Sophomore

- Named to All-West Coast Conference Team, USBWA All-District VIII First Team and NABC All-District 9 First Team
- Ranked 7th in the NCAA in scoring (the only BYU sophomore to finish in the top 10 and only the fifth Cougar to do so), 102nd in field goal percentage and 17th in free throw percentage

In 2011-12 • Freshman

- Named to All-MWC Third Team, Academic All-MWC and the HoopTV Las Vegas Classic All-Tournament Team
- Averaged 11.3 points and 4.2 rebounds and shot .498 from the field, .368 from three and .917 from the free throw line

Before BYU

- Played for Quincy Lewis at Lone Peak High School
- Named Deseret News Mr. Basketball as a junior and senior
- Led Lone Peak to state titles as a sophomore and junior
- Participated in the NBA Top 100 camp in Charlottesville, Va., and the Reebok All-America camp in Philadelphia in summer of 2008

Personal

- Parents are Marty and Tiffanie Haws
- Served a mission for The Church of Jesus Christ of Latter-day Saints in the Philippines
- Was born in Belgium

2014-15 SEASON HIGHS

PTS	35 at Utah State – 12/2/14
1st H	17 vs. LMU – 1/10/14
2nd H	26 at Utah State – 12/2/14
REB	8 vs. Utah – 12/10/14
AST	6 vs. Portland – 12/29/14
STL	3 vs. LBSU – 11/14/14
BLK	3 vs. Purdue – 11/26/14
FGM	11 vs. Pepperdine – 1/8/15
FGA	24 vs. SDSU – 11/24/14
3PM	5 vs. SDSU – 11/24/14
3PA	9 vs. SDSU – 11/24/14
FTM	13 vs. Purdue – 11/26/14
FTA	14 vs. Purdue – 11/26/14

CAREER HIGHS

PTS	48 at Portland – 1/23/14
1st H	29, vs. Virginia Tech – 12/29/12
2nd H	32 at Portland – 1/23/14 (includes OT)
REB	13 vs. Weber State – 11/08/13
AST	6, twice, last vs. Portland – 12/29/14
STL	4 vs. Air Force – 2/13/10
BLK	3 vs. Purdue – 11/26/14
FGM	17 at Portland – 1/23/14
FGA	34 at Portland – 1/23/14
3PM	6 vs. Virginia Tech – 12/29/12
3PA	9 vs. San Diego State – 11/24/14
FTM	14, twice, last vs. USF – 3/10/14
FTA	14, 5 times, last vs. Purdue – 11/26/14

MISCELLANEOUS

	14-15	Career
Double-Figure Points	18 (13-5)	106 (77-29)
20-plus Points	12 (8-4)	62 (44-18)
Double-Figure Reb	0 (0-0)	3 (3-0)
Double-Doubles	0 (0-0)	3 (3-0)
3-plus Steals	1 (1-0)	12 (10-2)
3-plus Blocks	1 (0-1)	1 (0-1)
3-plus 3-point FG	6 (4-2)	18 (14-4)
Scoring Leader	15 (10-5)	64 (43-21)
Rebound Leader	2 (1-1)	15 (11-4)
Assist Leader	2 (2-0)	14 (9-5)

2014-15 GAME-BY-GAME

Opponent	Date	GS	Min	FG	FGA	Pct	3FG	FGA	Pct	FT	FTA	Pct	Off	Def	TR	Avg	PF	FO	A	TO	Blk	Stl	Pts	Avg
Long Beach State	11/14/14	*	33	7	13	.538	2	5	.400	5	6	.833	0	3	3	3.0	3	0	1	4	1	3	21	21.0
Arkansas-Little Rock	11/18/14	*	30	6	11	.545	1	4	.250	5	6	.833	0	4	4	3.5	0	0	5	1	0	2	18	19.5
Southern Virginia	11/19/14	*	17	3	10	.300	0	2	.000	7	7	1.000	1	2	3	3.3	2	0	1	2	0	0	13	17.3
vs. San Diego State	11/24/14	*	48	9	24	.375	5	9	.556	3	4	.750	2	0	2	3.0	1	0	1	4	0	1	26	19.5
vs. Chaminade	11/25/14	*	16	6	7	.857	1	2	.500	6	6	1.000	1	0	1	2.6	2	0	3	0	0	0	19	19.4
vs. Purdue	11/26/14	*	40	9	19	.474	1	3	.333	13	14	.929	0	5	5	3.0	0	0	2	2	3	0	32	21.5
Eastern Kentucky	11/29/14	*	31	10	15	.667	4	8	.500	2	2	1.000	2	2	4	3.1	1	0	4	2	0	0	26	22.1
at Utah State	12/02/14	*	32	10	19	.526	3	8	.375	12	13	.923	2	4	6	3.5	3	0	2	2	0	1	35	23.8
vs. Hawai'i	12/06/14	*	34	9	17	.529	2	5	.400	10	10	1.000	2	5	7	3.9	2	0	1	1	0	1	30	24.4
Utah	12/10/14	*	39	9	22	.409	3	5	.600	2	3	.667	2	6	8	4.3	3	0	1	2	1	0	23	24.3
at Weber State	12/13/14	*	31	5	10	.500	1	2	.500	8	10	.800	2	5	7	4.5	1	0	5	4	0	1	19	23.8
Stanford	12/20/14	*	33	8	15	.533	3	7	.429	5	7	.714	1	2	3	4.4	1	0	4	0	0	0	24	23.8
UMass	12/23/14	*	27	2	9	.222	0	3	.000	0	1	.000	0	3	3	4.3	0	0	2	0	0	0	4	22.3
Gonzaga	12/27/14	*	33	4	12	.333	0	3	.000	9	9	1.000	0	4	4	4.3	1	0	1	0	0	0	17	21.9
Portland	12/29/14	*	35	8	20	.400	1	5	.200	7	8	.875	1	4	5	4.3	2	0	6	1	0	2	24	22.1
at Santa Clara	01/01/15	*	24	5	9	.556	0	2	.000	4	5	.800	1	2	3	4.3	0	0	3	1	0	1	14	21.6
at San Francisco	01/03/15	*	28	8	12	.667	3	4	.750	3	4	.750	3	4	7	4.4	1	0	0	0	0	1	22	21.6
Pepperdine	01/08/15	*	38	11	22	.500	2	5	.400	2	2	1.000	2	4	6	4.5	0	0	1	1	2	1	26	21.8
Loyola Marymount	01/10/15	*	31	9	16	.563	1	4	.250	7	7	1.000	2	2	4	4.5	0	0	3	3	0	1	26	22.1
at Pacific	01/15/15																							
at Saint Mary's	01/17/15																							
at San Diego	01/24/15																							
San Francisco	01/29/15																							
Santa Clara	01/31/15																							
at Pepperdine	02/05/15																							
at Loyola Marymount	02/07/15																							
Saint Mary's	02/12/15																							
Pacific	02/14/15																							
San Diego	02/19/15																							
at Portland	02/26/15																							
at Gonzaga	02/28/15																							
Totals			19	600	138	.489	33	86	.384	110	124	.887	24	61	85	4.5	23	0	46	30	7	15	419	22.1

CAREER STATISTICS (ALL GAMES)

Year	GP	GS	Min	Avg	FG	FGA	Pct	3FG	FGA	Pct	FT	FTA	Pct	Off	Def	TR	Avg	PF	FO	A	TO	Blk	Stl	Pts	Avg
2009-10	35	33	924	26.4	131	263	.498	25	68	.368	110	120	.917	49	97	146	4.2	53	0	54	41	5	26	397	11.3
2012-13	36	36	1235	34.3	276	571	.483	43	113	.381	185	211	.877	49	116	165	4.6	54	0	71	71	5	45	780	21.7
2013-14	33	33	1143	34.6	252	544	.463	40	99	.404	223	253	.881	33	93	126	3.8	75	1	49	63	9	34	767	23.2
2014-15	19	19	600	31.6	138	282	.489	33	86	.384	110	124	.887	24	61	85	4.5	23	0	46	30	7	15	419	22.1
TOTAL	123	121	3902	31.7	797	1660	.480	141	366	.385	628	708	.887	155	367	522	4.2	205	1	220	205	26	120	2363	19.2

CAREER STATISTICS (CONFERENCE GAMES)

Year	GP	GS	Min	Avg	FG	FGA	Pct	3FG	FGA	Pct	FT	FTA	Pct	Off	Def	TR	Avg	PF	FO	A	TO	Blk	Stl	Pts	Avg
2009-10	16	16	424	26.5	57	129	.442	14	37	.378	51	55	.927	24	40	64	4.0	18	0	28	18	2	13	179	11.2
2012-13	16	16	562	35.1	117	247	.474	15	41	.366	80	98	.816	18	55	73	4.6	24	0	24	26	0	18	329	20.6
2013-14	18	18	617	34.3	143	298	.480	23	50	.460	114	131	.870	13	40	53	2.9	40	1	29	34	7	19	423	23.5
2014-15	6	6	189	31.5	45	91	.495	7	23	.304	32	35	.914	9	20	29	4.8	4	0	14	6	2	6	129	21.5
TOTAL	56	56	1792	32.0	362	765	.473	59	151	.391	277	319	.868	64	155	219	3.9	86	1	95	84	11	56	1060	18.9

#5 • KYLE COLLINSWORTH
6-6 • 210 • JR • GUARD



PROVO, UTAH
PROVO HS

2014-15 SEASON — PPG: 12.7 RPG: 8.3 APG: 5.8 SPG: 2.3 BPG: 0.4 FG%: .473 3FG%: .313 FT%: .728

Last Time Out

- Finished with 13 points, 10 rebounds, 8 assists and 4 steals against LMU for his seventh double-double of the season

In 2014-15 • Junior

- The only player in the country with three triple-doubles this season
- A team captain
- Named Preseason All-WCC as voted on by the league's coaches
- Posted a season-high 21 points and added 7 rebounds, 6 assists and 3 steals vs. San Diego State
- Posted a double-double with 20 points and 10 rebounds to go with 4 assists, 1 block and 3 steals vs. Utah State ... hit a career-best 10 of 10 from the free throw line
- Recorded BYU's first triple-double since 1988 with 19 points, 12 rebounds and 10 assists vs. Hawai'i
- Recorded a double-double against UMass with 18 points, 15 rebounds, 4 assists and 3 steals
- Recorded his third triple-double of the season with 12 points, 12 rebounds and 10 assists ... added 1 steal against San Francisco
- Finished with 13 points, 10 rebounds, 8 assists and 4 steals against LMU for his seventh double-double of the season

- Ranked 2nd in the WCC in rebounding, 3rd in steals, 3rd in assists, 3rd in defensive rebounds, 5th in offensive rebounds, 7th in minutes played, 11th in assist/turnover ratio
- One of four players in the NCAA ranked in the top 100 in rebounds and assists

In 2010-11 • Freshman

- Averaged 5.8 points, 5.1 rebounds, 2.1 assists and 1.1 steals while shooting .481 from the field, .259 from three and .568 from the free throw line

Before BYU

- Played for Craig Drury and helped Provo High to state titles as a freshman and sophomore, a second-place state finish as a junior and a trip to the state semifinals as a senior
- Participated in the NBA Players' Association Top 100 camp in Virginia in the summer of 2009
- Named Deseret News Mr. Basketball, Salt Lake Tribune Male Athlete of the Year and Utah Gatorade Player of the Year as a senior and earned first-team all-state honors from the Deseret News and the Salt Lake Tribune and was the Daily Herald's All-Valley Player of the Year

Personal

- Parents are Jeff and Alisa
- Has two sisters and two brothers
- Brother is Chris Collinsworth, a former forward for the Cougars
- Served a mission for The Church of Jesus Christ of Latter-day Saints in Russia

2014-15 SEASON HIGHS

PTS	21, twice, last vs. Portland – 12/29/14
1st H	12 at Utah State – 12/2/14
2nd H	16, twice, last vs. Portland – 12/29/14
REB	15, twice, last at Santa Clara – 1/1/15
AST	10, 3 times, last at San Francisco – 1/3/14
STL	6 vs. Purdue – 11/26/14
BLK	2, twice, last vs. Portland – 12/29/14
FGM	8 vs. Hawai'i – 12/6/14
FGA	15 vs. Utah – 12/10/14
3PM	1, 5 times, last vs. Gonzaga – 12/27/14
3PA	2, 5 times, last vs. Gonzaga – 12/27/14
FTM	10 at Utah State – 12/2/14
FTA	13 vs. Portland – 12/29/14

CAREER HIGHS

PTS	23 vs. LMU – 3/8/14
1st H	16 vs. LMU – 3/8/14
2nd H	16 vs. SDSU – 11/24/14
REB	16 vs. LMU – 3/8/14
AST	10, 3 times, last at San Francisco – 1/3/14
STL	6 vs. Purdue – 11/26/14
BLK	3, twice, last vs. LMU – 1/11/14
FGM	10 vs. LMU – 3/8/14
FGA	16 vs. San Francisco – 3/10/14
3PM	2, twice, last at UMass – 1/1/11
3PA	5 vs. Fresno Pacific – 1/1/11
FTM	10 at Utah State – 12/2/14
FTA	13 vs. Portland – 12/29/14

MISCELLANEOUS

	14-15	Career
Double-Figure Points	13 (9-4)	53 (39-14)
20-plus Points	3 (2-1)	6 (5-1)
Double-Figure Reb	8 (7-1)	21 (17-4)
Double-Doubles	7 (6-1)	15 (12-3)
3-plus Steals	8 (6-2)	21 (17-4)
3-plus Blocks	0 (0-0)	1 (1-0)
3-plus 3-point FG	0 (0-0)	0 (0-0)
Scoring Leader	0 (0-0)	6 (5-1)
Rebound Leader	12 (9-3)	37 (29-8)
Assist Leader	14 (10-4)	36 (24-12)

In 2013-14 • Sophomore

- A team captain
- Named to the All-WCC Team and the WCC All-Tournament Team
- Ranked 83rd in the nation in assists per game, 89th in steals per game, 86th in rebounds per game, 60th in total assists and 58th in total rebounds

2014-15 GAME-BY-GAME

Opponent	Date	GS	Min	FG	FGA	Pct	3FG	FGA	Pct	FT	FTA	Pct	Off	Def	TR	Avg	PF	FO	A	TO	Blk	Stl	Pts	Avg	
Long Beach State	11/14/14	*	13	3	6	.500	0	1	.000	0	0	.000	1	1	2	2.0	3	0	1	5	0	1	6	6.0	
Arkansas-Little Rock	11/18/14	*	17	2	5	.400	0	0	.000	1	4	.250	3	5	8	5.0	3	0	6	4	0	1	5	5.5	
Southern Virginia	11/19/14																								
vs. San Diego State	11/24/14	*	45	7	14	.500	1	2	.500	6	8	.750	1	6	7	5.7	4	0	6	2	0	3	21	10.7	
vs. Chaminade	11/25/14	*	21	4	10	.400	0	0	.000	6	7	.857	3	5	8	6.3	1	0	6	3	0	3	14	11.5	
vs. Purdue	11/26/14	*	40	3	10	.300	0	1	.000	3	4	.750	1	3	4	5.8	4	0	8	4	1	6	9	11.0	
Eastern Kentucky	11/29/14	*	23	3	5	.600	1	1	1.000	4	5	.800	1	3	4	5.5	2	0	5	4	0	3	11	11.0	
at Utah State	12/02/14	*	33	5	12	.417	0	2	.000	10	10	1.000	4	6	10	6.1	1	0	4	2	1	3	20	12.3	
vs. Hawai'i	12/06/14	*	35	8	14	.571	1	2	.500	2	4	.500	2	10	12	6.9	1	0	10	6	2	1	19	13.1	
Utah	12/10/14	*	38	7	15	.467	1	2	.500	2	5	.400	1	8	9	7.1	2	0	5	2	1	1	17	13.6	
at Weber State	12/13/14	*	19	1	2	.500	0	0	.000	0	0	.000	0	2	2	6.6	4	0	2	4	0	1	2	12.4	
Stanford	12/20/14	*	34	6	12	.500	0	0	.000	3	4	.750	3	7	10	6.9	3	0	7	5	0	2	15	12.6	
UMass	12/23/14	*	39	5	12	.417	0	0	.000	8	11	.727	5	10	15	7.6	2	0	4	3	0	3	18	13.1	
Gonzaga	12/27/14	*	31	5	11	.455	1	2	.500	2	3	.667	2	8	10	7.8	1	0	10	4	0	1	13	13.1	
Portland	12/29/14	*	32	6	8	.750	0	0	.000	9	13	.692	4	4	8	7.8	2	0	4	2	2	2	21	13.6	
at Santa Clara	01/01/15	*	29	3	9	.333	0	0	.000	2	2	1.000	4	11	15	8.3	1	0	6	2	0	3	8	13.3	
at San Francisco	01/03/15	*	27	5	7	.714	0	0	.000	2	2	1.000	0	12	12	8.5	2	0	10	2	0	1	12	13.2	
Pepperdine	01/08/15	*	25	1	8	.125	0	3	.000	2	2	1.000	1	2	3	8.2	3	0	2	3	0	2	4	12.6	
Loyola Marymount	01/10/15	*	30	4	5	.800	0	0	.000	5	8	.625	4	6	10	8.3	2	0	8	2	0	4	13	12.7	
at Pacific	01/15/15																								
at Saint Mary's	01/17/15																								
at San Diego	01/24/15																								
San Francisco	01/29/15																								
Santa Clara	01/31/15																								
at Pepperdine	02/05/15																								
at Loyola Marymount	02/07/15																								
Saint Mary's	02/12/15																								
Pacific	02/14/15																								
San Diego	02/19/15																								
at Portland	02/26/15																								
at Gonzaga	02/28/15																								
Totals			18	531	78	165	.473	5	16	.313	67	92	.728	40	109	149	8.3	41	0	104	59	7	41	228	12.7


CAREER STATISTICS (ALL GAMES)

Year	GP	GS	Min	Avg	FG	FGA	Pct	3FG	FGA	Pct	FT	FTA	Pct	Off	Def	TR	Avg	PF	FO	A	TO	Blk	Stl	Pts	Avg
2010-11	36	27	926	25.7	78	162	.481	7	27	.259	46	81	.568	55	128	183	5.1	73	1	75	56	16	39	209	5.8
2013-14	34	34	1136	33.4	175	352	.497	8	22	.364	117	203	.576	85	190	275	8.1	82	1	156	89	15	57	475	14.0
2014-15	18	18	531	29.5	78	165	.473	5	16	.313	67	92	.728	40	109	149	8.3	41	0	104	59	7	41	228	12.7
TOTAL	88	79	2593	29.5	331	679	.487	20	65	.308	230	376	.612	180	427	607	6.9	196	2	335	204	38	137	912	10.4

CAREER STATISTICS (CONFERENCE GAMES)

Year	GP	GS	Min	Avg	FG	FGA	Pct	3FG	FGA	Pct	FT	FTA	Pct	Off	Def	TR	Avg	PF	FO	A	TO	Blk	Stl	Pts	Avg
2010-11	15	10	365	24.3	26	57	.456	3	8	.375	23	31	.742	20	59	79	5.3	31	1	32	26	8	10	78	5.2
2013-14	18	18	583	32.4	93	181	.514	3	8	.375	65	112	.580	51	86	137	7.6	43	1	82	48	6	37	254	14.1
2014-15	6	6	174	29.0	24	48	.500	1	5	.200	22	30	.733	15	43	58	9.7	11	0	40	15	2	13	71	11.8
TOTAL	39	34	1122	28.8	143	286	.500	7	21	.333	110	173	.636	86	188	274	7.0	85	2	154	89	16	60	403	10.3

#10 • RYAN ANDRUS
6-11 • 215 • FR • FORWARD



AMERICAN FORK, UTAH
AMERICAN FORK HS

2014-15 SEASON — PPG: 0.8 RPG: 0.8 APG: 0.2 SPG: 0.0 BPG: 0.0 FG%: .400 3FG%: .000 FT%: .500

Last Time Out

- Did not play against LMU

In 2014-15

- Scored 3 points, grabbed 3 rebounds and made an assist in 16 minutes against Southern Virginia

Before BYU

- A four-year letterman playing for Doug Meacham at American Fork High School
- As a senior averaged 14.9 points, 7.7 rebounds and 1.7 assists as American Fork finished 17-9 overall and 8-4 in region play and advanced to the 5A state semifinals
- Named first-team all-state by the Deseret News and the Salt Lake Tribune
- As a junior averaged 19.4 points, 6.5 rebounds, 1.5 assists and 1.1 steals as American Fork finished 17-9 overall and 7-3 in region play and advanced to the 5A state semifinals
- Named first-team all-state by the Deseret News, second-team all-state by the Salt Lake Tribune, All-Valley by the Daily Herald
- As a sophomore averaged 5.8 points and 3.8 rebounds as American Fork finished 19-3 overall and 9-1 in region play
- Played for DreamVision during the AAU season

Personal

- Parents are David and Yvonne Andrus
- Has two brothers and one sister
- Also recruited by Utah and Utah State

2014-15 GAME-BY-GAME

Opponent	Date	GS	Min	FG	FGA	Pct	3FG	FGA	Pct	FT	FTA	Pct	Off	Def	TR	Avg	PF	FO	A	TO	Blk	Stl	Pts	Avg	
Long Beach State	11/14/14																								
Arkansas-Little Rock	11/18/14		1	0	0	.000	0	0	.000	0	0	.000	0	0	0	0	0	0	0	0	0	0	0	0.0	
Southern Virginia	11/19/14		16	1	2	.500	0	1	.000	1	2	.500	1	2	3	1.5	1	0	1	0	0	0	3	1.5	
vs. San Diego State	11/24/14																								
vs. Chaminade	11/25/14		3	0	0	.000	0	0	.000	0	0	.000	0	1	1	1.3	0	0	0	1	0	0	0	1.0	
vs. Purdue	11/26/14																								
Eastern Kentucky	11/29/14																								
at Utah State	12/02/14																								
vs. Hawai'i	12/06/14		1	0	1	.000	0	0	.000	0	0	.000	1	0	1	1.3	0	0	0	0	0	0	0	0.8	
Utah	12/10/14																								
at Weber State	12/13/14																								
Stanford	12/20/14																								
UMass	12/23/14																								
Gonzaga	12/27/14																								
Portland	12/29/14																								
at Santa Clara	01/01/15		3	1	2	.500	0	0	.000	0	0	.000	0	0	0	1.0	0	0	0	0	0	0	2	1.0	
at San Francisco	01/03/15		3	0	0	.000	0	0	.000	0	0	.000	0	0	0	0.8	0	0	0	0	0	0	0	0.8	
Pepperdine	01/08/15																								
Loyola Marymount	01/10/15																								
at Pacific	01/15/15																								
at Saint Mary's	01/17/15																								
at San Diego	01/24/15																								
San Francisco	01/29/15																								
Santa Clara	01/31/15																								
at Pepperdine	02/05/15																								
at Loyola Marymount	02/07/15																								
Saint Mary's	02/12/15																								
Pacific	02/14/15																								
San Diego	02/19/15																								
at Portland	02/26/15																								
at Gonzaga	02/28/15																								
Totals			0	27	2	5	.400	0	1	.000	1	2	.500	2	3	5	0.8	1	0	1	1	0	0	5	0.8

CAREER STATISTICS (ALL GAMES)

Year	GP	GS	Min	Avg	FG	FGA	Pct	3FG	FGA	Pct	FT	FTA	Pct	Off	Def	TR	Avg	PF	FO	A	TO	Blk	Stl	Pts	Avg
2014-15	6	0	27	4.5	2	5	.400	0	1	.000	1	2	.500	2	3	5	0.8	1	0	1	1	0	0	5	0.8
TOTAL	6	0	27	4.5	2	5	.400	0	1	.000	1	2	.500	2	3	5	0.8	1	0	1	1	0	0	5	0.8

CAREER STATISTICS (CONFERENCE GAMES)

Year	GP	GS	Min	Avg	FG	FGA	Pct	3FG	FGA	Pct	FT	FTA	Pct	Off	Def	TR	Avg	PF	FO	A	TO	Blk	Stl	Pts	Avg
2014-15	2	0	6	3.0	1	2	.500	0	0	.000	0	0	.000	0	0	0	0.0	0	0	0	0	0	0	2	1.0
TOTAL	2	0	6	3.0	1	2	.500	0	0	.000	0	0	.000	0	0	0	0.0	0	0	0	0	0	0	2	1.0

#12 • JOSH SHARP
6-7 • 190 • SR • FORWARD



HIGHLAND, UTAH
UTAH

2014-15 SEASON HIGHS

PTS	4 vs. SVU – 11/19/14
1st H	2 at Utah State – 12/2/14
2nd H	4 vs. SVU – 11/19/14
REB	4 vs. SVU – 11/19/14
AST	1, 3 times, last at Santa Clara – 1/1/15
STL	2 vs. Chaminade – 11/25/14
BLK	1, twice, last vs. Utah – 12/6/14
FGM	2 vs. SVU – 11/19/14
FGA	2, twice, last at Utah State – 12/2/14
3PM	—
3PA	—
FTM	1, twice, last vs. Chaminade – 11/25/14
FTA	2, twice, last vs. Chaminade – 11/25/14

CAREER HIGHS

PTS	14 at Gonzaga – 1/24/13, SCU – 2/2/13
1st H	10 at Gonzaga – 1/24/13
2nd H	8 vs. Virginia Tech – 12/29/12
REB	12 vs. LMU – 1/3/13
AST	3, twice, last vs. San Diego – 1/04/14
STL	2, 4 times, last at USD – 3/01/14
BLK	2, twice, last vs. CSUN – 11/24/12
FGM	6 vs. Montana – 11/28/12
FGA	8 vs. Montana – 11/28/12
3PM	1, 3 times, last vs. SMC – 1/16/13
3PA	1, 13 times, last at Pepperdine – 12/30/13
FTM	4, 4 times, last vs. LMU – 1/11/14
FTA	6 at Gonzaga – 1/24/13

MISCELLANEOUS

	14-15	Career
Double-Figure Points	0 (0-0)	5 (4-1)
20-plus Points	0 (0-0)	0 (0-0)
Double-Figure Reb	0 (0-0)	3 (2-1)
Double-Doubles	0 (0-0)	0 (0-0)
3-plus Steals	0 (0-0)	0 (0-0)
3-plus Blocks	0 (0-0)	0 (0-0)
3-plus 3-point FG	0 (0-0)	0 (0-0)
Scoring Leader	0 (0-0)	1 (0-1)
Rebound Leader	0 (0-0)	4 (3-1)
Assist Leader	0 (0-0)	1 (1-0)

2014-15 SEASON — PPG: 1.1 RPG: 1.3 APG: 0.3 SPG: 0.3 BPG: 0.2 FG%: .625 3FG%: .000 FT%: .500

Last Time Out

- Grabbed 1 rebound in 5 minutes against LMU

In 2014-15 • Senior

- Scored 3 points and grabbed 1 rebound against Arkansas-Little Rock
- Scored 4 points, grabbed 4 rebounds and added an assist, a steal and a block against Southern Virginia

In 2013-14 • Junior

- Posted season highs of 10 points (Loyola Marymount), 7 rebounds (Pacific), 3 assists (San Diego), 2 steals (at San Diego), 3 field goals made (Loyola Marymount), 4 free throws made (Loyola Marymount)
- Scored 10 points and grabbed four rebounds against Loyola Marymount on Jan. 11
- Grabbed seven rebounds and had 2 assists against Pacific on Jan. 30
- Averaged 1.4 points and 2.4 rebounds and shot .630 from the field and .579 from the free throw line

In 2012-13 • Sophomore

- Was 15th in the WCC in all games in offensive rebounds and 9th in the WCC in conference games
- Played in 32 games, started 22, recorded double-figure points 4 times, double-figure rebounds 3 times ... did not play in the last four games of the season due to a strained Achilles
- Had 3 or more offensive rebounds 11 times
- Tied for second all-time at BYU with 9 offensive rebounds against Loyola Marymount in Provo

- Led team in scoring once against No. 10 Gonzaga and in rebounding 4 times
- Posted season highs of 14 points (at Gonzaga, vs. Santa Clara), 12 rebounds (vs. LMU), 2 assists (5 times), 2 steals (three times) and 2 blocks (twice)
- Averaged 4.4 points, 3.9 rebounds, 0.7 assists and 0.4 steals, shot .567 from the field and .718 from the free throw line

In 2011-12 • Freshman

- Played in 28 games
- Received Bronze Honors on the WCC Commissioner's Honor Roll
- Posted season highs of 5 points, 6 rebounds, 3 assists, 1 block and 1 steal

Before BYU

- Played for Quincy Lewis
- Helped the Knights to back-to-back state titles in 2007-08
- Named first-team all-state by the Deseret News and Salt Lake Tribune
- A team captain as a senior and averaged 13.5 points and 6.3 rebounds as a senior

Personal

- Parents are Joe and Debbie Sharp
- Wife's name is Jordan and they have a daughter, Jaycee
- Served a mission for The Church of Jesus Christ of Latter-day Saints in Houston

2014-15 GAME-BY-GAME

Opponent	Date	GS	Min	FG	FGA	Pct	3FG	FGA	Pct	FT	FTA	Pct	Off	Def	TR	Avg	PF	FO	A	TO	Blk	Stl	Pts	Avg	
Long Beach State	11/14/14		4	0	0	.000	0	0	.000	0	0	.000	0	0	0	0.0	0	0	0	0	0	0	0	0.0	
Arkansas-Little Rock	11/18/14		5	1	1	1.000	0	0	.000	1	2	.500	1	0	1	0.5	3	0	0	0	0	0	3	1.5	
Southern Virginia	11/19/14		10	2	2	1.000	0	0	.000	0	0	.000	3	1	4	1.7	0	0	1	0	1	1	4	2.3	
vs. San Diego State	11/24/14															DNP									
vs. Chaminade	11/25/14		7	0	0	.000	0	0	.000	1	2	.500	1	1	2	1.8	2	0	0	0	0	2	1	2.0	
vs. Purdue	11/26/14															DNP									
Eastern Kentucky	11/29/14		11	0	0	.000	0	0	.000	0	0	.000	0	2	2	1.8	1	0	1	1	0	0	0	1.6	
at Utah State	12/02/14		9	1	2	.500	0	0	.000	0	0	.000	1	0	1	1.7	0	0	0	0	0	0	2	1.7	
vs. Hawai'i	12/06/14		2	1	1	1.000	0	0	.000	0	0	.000	0	0	0	1.4	1	0	0	0	0	0	2	1.7	
Utah	12/10/14		7	0	1	.000	0	0	.000	0	0	.000	0	0	0	1.3	2	0	0	0	1	0	0	1.5	
at Weber State	12/13/14															DNP									
Stanford	12/20/14															DNP									
UMass	12/23/14															DNP									
Gonzaga	12/27/14															DNP									
Portland	12/29/14															DNP									
at Santa Clara	01/01/15		6	0	1	.000	0	0	.000	0	0	.000	0	2	2	1.3	1	0	1	0	0	0	0	1.3	
at San Francisco	01/03/15		6	0	0	.000	0	0	.000	0	0	.000	0	1	1	1.3	1	0	0	1	0	0	0	1.2	
Pepperdine	01/08/15															DNP									
Loyola Marymount	01/10/15		5	0	0	.000	0	0	.000	0	0	.000	0	1	1	1.3	0	0	0	0	0	0	0	1.1	
at Pacific	01/15/15																								
at Saint Mary's	01/17/15																								
at San Diego	01/24/15																								
San Francisco	01/29/15																								
Santa Clara	01/31/15																								
at Pepperdine	02/05/15																								
at Loyola Marymount	02/07/15																								
Saint Mary's	02/12/15																								
Pacific	02/14/15																								
San Diego	02/19/15																								
at Portland	02/26/15																								
at Gonzaga	02/28/15																								
Totals			0	72	5	8	.625	0	0	.000	2	4	.500	6	8	14	1.3	11	0	3	2	2	3	12	1.1

CAREER STATISTICS (ALL GAMES)

Year	GP	GS	Min	Avg	FG	FGA	Pct	3FG	FGA	Pct	FT	FTA	Pct	Off	Def	TR	Avg	PF	FO	A	TO	Blk	Stl	Pts	Avg
2011-12	28	0	197	7.0	9	23	.391	1	5	.200	14	23	.609	16	22	38	1.4	21	0	12	12	3	4	33	1.2
2012-13	32	22	592	18.5	55	97	.567	2	6	.333	28	39	.718	60	64	124	3.9	68	0	21	21	7	13	140	4.4
2013-14	32	3	352	11.0	17	27	.630	0	2	.000	11	19	.579	26	51	77	2.4	52	0	14	6	8	5	45	1.4
2014-15	11	0	72	6.5	5	8	.625	0	0	.000	2	4	.500	6	8	14	1.3	11	0	3	2	2	3	12	1.1
TOTAL	103	25	1213	11.8	86	155	.555	3	13	.231	55	85	.647	108	145	253	2.5	152	0	50	41	20	25	230	2.2

CAREER STATISTICS (CONFERENCE GAMES)

Year	GP	GS	Min	Avg	FG	FGA	Pct	3FG	FGA	Pct	FT	FTA	Pct	Off	Def	TR	Avg	PF	FO	A	TO	Blk	Stl	Pts	Avg
2011-12	13	0	63	4.8	0	4	.000	0	1	.000	10	14	.714	6	4	10	0.8	7	0	3	2	3	2	10	0.8
2012-13	16	11	286	17.9	26	43	.605	2	3	.667	14	19	.737	33	27	60	3.8	32	0	15	9	0	8	68	4.3
2013-14	18	3	244	13.6	12	17	.706	0	1	.000	9	16	.563	15	31	46	2.6	38	0	9	2	4	5	33	1.8
2014-15	3	0	17	5.7	0	1	.000	0	0	.000	0	0	.000	0	4	4	1.3	2	0	1	1	0	0	0	0.0
TOTAL	50	14	610	12.2	38	65	.585	2	5	.400	33	49	.673	54	66	120	2.4	79	0	28	14	7	15	111	2.2

#15 • JAKE TOOLSON
6-5 • 215 • FR • GUARD



GILBERT, ARIZONA
HIGHLAND HS

2014-15 SEASON — PPG: 3.4 RPG: 1.9 APG: 0.7 SPG: 0.5 BPG: 0.0 FG%: .450 3FG%: .469 FT%: .000

Last Time Out

- Totaled 3 points on 1 rebound against LMU

In 2014-15 • Freshman

- Scored 3 points, grabbed 3 rebounds and added an assist and a steal in 10 minutes of playing time against Arkansas-Little Rock
- Led the team with 15 points, also set a team season high with 5 3-pointers against SVU ... added 7 boards, 4 assists and 4 steals
- Had 8 points, hit 2 threes and added 2 rebounds and an assist vs. Chaminade
- Scored 8 points, hit 2 threes and had 2 assists at Santa Clara
- Scored 11 points on 3 of 4 3-point shooting...added 3 rebounds and 1 assist at San Francisco

Before BYU

- A four-year letterman and two-time first-team all-state honoree playing for Derrick Donaldson at Highland High School
- Scored 2,007 career points at Highland and averaged 19.1 points per game
- As a senior averaged 27.3 points, 12.1 rebounds, 3.5 assists and 1.6 steals per game and hit 59 threes
- Shot .522 from the field, .380 from three and .838 from the free-throw line
- Named first-team Division I All-Arizona by AZcentral.com and first-team All-Tribune by the East Valley Tribune
- As a junior averaged 18.9 points, 8.0 rebounds, 4.0 assists, 1.6 steals and 1.0 blocks and hit 34 threes while Highland finish 18-10 overall and 11-6 in league play

- Named first-team Division I All-Arizona by AZcentral.com and first-team All-Tribune by the East Valley Tribune
- As a sophomore averaged 18.4 points, 6.3 rebounds, 1.6 assists and 1.5 steals and hit 49 threes
- Named All-Tribune honorable mention by the East Valley Tribune
- As a freshman averaged 10.2 points, 7.2 rebounds, 1.7 assists and 1.4 steals and hit 47 threes
- Played for Nevada Select during the AAU season
- Played for the Arizona Power during the AAU season

Personal

- Parents are Troy and Sheila Toolson
- Has one brother and two sisters
- Also recruited by Arizona State, Boston College, Utah State and Saint Mary's
- Nephew of former BYU great Danny Ainge

2014-15 SEASON HIGHS

PTS	15 vs. SVU – 11/19/14
1st H	9, twice, last at San Francisco – 1/3/15
2nd H	8 vs. Chaminade – 11/25/14
REB	7 vs. SVU – 11/19/14
AST	4 vs. SVU – 11/19/14
STL	4 vs. SVU – 11/19/14
BLK	—
FGM	5 vs. SVU – 11/19/14
FGA	9 vs. SVU – 11/19/14
3PM	5 vs. SVU – 11/19/14
3PA	8 vs. SVU – 11/19/14
FTM	—
FTA	—

MISCELLANEOUS

	14-15	Career
Double-Figure Points	2 (2-0)	same
20-plus Points	0 (0-0)	same
Double-Figure Reb	0 (0-0)	same
Double-Doubles	0 (0-0)	same
3-plus Steals	1 (1-0)	same
3-plus Blocks	0 (0-0)	same
3-plus 3-point FG	2 (2-0)	same
Scoring Leader	1 (1-0)	same
Rebound Leader	1 (1-0)	same
Assist Leader	0 (0-0)	same

2014-15 GAME-BY-GAME

Opponent	Date	GS	Min	FG	FGA	Pct	3FG	FGA	Pct	FT	FTA	Pct	Off	Def	TR	Avg	PF	FO	A	TO	Blk	Stl	Pts	Avg	
Long Beach State	11/14/14		4	0	0	.000	0	0	.000	0	0	.000	0	2	2	2.0	0	0	0	0	0	0	0	0.0	
Arkansas-Little Rock	11/18/14		10	1	1	1.000	1	1	1.000	0	0	.000	1	2	3	2.5	0	0	1	1	0	1	3	1.5	
Southern Virginia	11/19/14		25	5	9	.556	5	8	.625	0	0	.000	0	7	7	4.0	2	0	4	1	0	4	15	6.0	
vs. San Diego State	11/24/14		1	0	0	.000	0	0	.000	0	0	.000	0	0	0	3.0	1	0	0	0	0	0	0	4.5	
vs. Chaminade	11/25/14		12	3	9	.333	2	5	.400	0	0	.000	0	2	2	2.8	0	0	1	0	0	0	8	5.2	
vs. Purdue	11/26/14																								
Eastern Kentucky	11/29/14		6	0	1	.000	0	1	.000	0	0	.000	0	1	1	2.5	1	0	1	0	0	0	0	4.3	
at Utah State	12/02/14																								
vs. Hawai'i	12/06/14		7	0	0	.000	0	0	.000	0	0	.000	1	1	2	2.4	0	0	0	0	0	0	0	3.7	
Utah	12/10/14																								
at Weber State	12/13/14																								
Stanford	12/20/14		3	0	0	.000	0	0	.000	0	0	.000	0	0	0	2.1	1	0	0	0	0	0	0	3.3	
UMass	12/23/14		2	0	0	.000	0	0	.000	0	0	.000	0	0	0	1.9	0	0	0	0	0	0	0	2.9	
Gonzaga	12/27/14		15	1	3	.333	1	3	.333	0	0	.000	0	3	3	2.0	1	0	0	0	0	1	3	2.9	
Portland	12/29/14		9	0	2	.000	0	2	.000	0	0	.000	0	2	2	2.0	0	0	0	0	0	0	0	2.6	
at Santa Clara	01/01/15		16	3	5	.600	2	4	.500	0	0	.000	0	1	1	1.9	2	0	2	0	0	1	8	3.1	
at San Francisco	01/03/15		17	4	6	.667	3	4	.750	0	0	.000	1	2	3	2.0	2	0	1	0	0	0	11	3.7	
Pepperdine	01/08/15		11	0	2	.000	0	2	.000	0	0	.000	0	2	2	2.0	0	0	0	0	0	0	0	3.4	
Loyola Marymount	01/10/15		6	1	2	.500	1	2	.500	0	0	.000	0	1	1	1.9	1	0	0	1	0	0	3	3.4	
at Pacific	01/15/15																								
at Saint Mary's	01/17/15																								
at San Diego	01/24/15																								
San Francisco	01/29/15																								
Santa Clara	01/31/15																								
at Pepperdine	02/05/15																								
at Loyola Marymount	02/07/15																								
Saint Mary's	02/12/15																								
Pacific	02/14/15																								
San Diego	02/19/15																								
at Portland	02/26/15																								
at Gonzaga	02/28/15																								
Totals			0	144	18	40	.450	15	32	.469	0	0	.000	3	26	29	1.9	11	0	10	3	0	7	51	3.4

CAREER STATISTICS (ALL GAMES)

Year	GP	GS	Min	Avg	FG	FGA	Pct	3FG	FGA	Pct	FT	FTA	Pct	Off	Def	TR	Avg	PF	FO	A	TO	Blk	Stl	Pts	Avg
2014-15	15	0	144	9.6	18	40	.450	15	32	.469	0	0	.000	3	26	29	1.9	11	0	10	3	0	7	51	3.4
TOTAL	15	0	144	9.6	18	40	.450	15	32	.469	0	0	.000	3	26	29	1.9	11	0	10	3	0	7	51	3.4

CAREER STATISTICS (CONFERENCE GAMES)

Year	GP	GS	Min	Avg	FG	FGA	Pct	3FG	FGA	Pct	FT	FTA	Pct	Off	Def	TR	Avg	PF	FO	A	TO	Blk	Stl	Pts	Avg
2014-15	6	0	74	12.3	9	20	.450	7	17	.412	0	0	.000	1	11	12	2.0	6	0	3	1	0	2	25	4.2
TOTAL	6	0	74	12.3	9	20	.450	7	17	.412	0	0	.000	1	11	12	2.0	6	0	3	1	0	2	25	4.2

#20 • ANSON WINDER
6-3 • 190 • SR • GUARD



LAS VEGAS, NEVADA
BISHOP GORMAN

2014-15 SEASON HIGHS

PTS	25 vs. UMass – 12/23/14
1st H	17 at San Francisco – 1/3/15
2nd H	18 vs. UMass – 12/23/14 (includes OT)
REB	8 vs. Chaminade – 11/25/14
AST	6 vs. Hawai'i – 12/6/14
STL	2, 8 times, last vs. LMU – 1/10/15
BLK	2 vs. SVU – 11/19/14
FGM	10 vs. Portland – 12/29/14
FGA	15 vs. Pepperdine – 1/8/15
3PM	3, 4 times, last at San Francisco – 1/3/15
3PA	9 vs. LMU – 1/10/15
FTM	8 vs. UMass – 12/23/14
FTA	10, twice, last vs. UMass – 12/23/14

CAREER HIGHS

PTS	25 vs. UMass – 12/23/14
1st H	17 at San Francisco – 1/3/15
2nd H	18 vs. UMass – 12/23/14 (includes OT)
REB	8 vs. Chaminade – 11/25/14
AST	9 vs. Northern Arizona – 11/30/11
STL	6 vs. LMU – 3/8/14
BLK	2, twice, last vs. SVU – 11/19/14
FGM	10 vs. Portland – 12/29/14
FGA	15 vs. Pepperdine – 1/8/15
3PM	6 vs. Buffalo – 12/20/11
3PA	9 vs. LMU – 1/10/15
FTM	10 vs. Gonzaga – 2/20/14
FTA	10, 3 times, last vs. UMass – 12/23/14

MISCELLANEOUS

	14-15	Career
Double-Figure Points	16 (11-5)	32 (27-5)
20-plus Points	2 (2-0)	4 (4-0)
Double-Figure Reb	0 (0-0)	0 (0-0)
Double-Doubles	0 (0-0)	0 (0-0)
3-plus Steals	0 (0-0)	9 (7-2)
3-plus Blocks	0 (0-0)	0 (0-0)
3-plus 3-point FG	5 (4-1)	8 (7-1)
Scoring Leader	2 (1-1)	4 (3-1)
Rebound Leader	2 (2-0)	3 (3-0)
Assist Leader	1 (0-1)	9 (8-1)

2014-15 SEASON — PPG: 14.7 RPG: 3.9 APG: 2.2 SPG: 1.3 BPG: 0.3 FG%: .513 3FG%: .385 FT%: .738

Last Time Out

- Had 15 points, 5 assists, 3 rebounds, 2 steals and 1 block vs. LMU

In 2014-15 • Senior

- Had 18 points, a career-high 8 rebounds, 3 assists, 1 block and 2 steals vs. Chaminade
- Scored 18 points on 7 of 9 shooting from the field and 3 of 3 from downtown vs. Purdue
- Totaled 19 points, 5 boards, 1 assist, 2 steals vs. EKU
- Scored 17 points and added 3 boards, 3 assists and 2 steals vs. Utah State
- Scored a career-high 25 points against UMass ... added 5 rebounds and a steal
- Scored 22 points and added 2 rebounds, 3 assists and 2 steals in his first start of the season against Portland
- Had 15 points, 5 assists, 3 rebounds, 2 steals and 1 block vs. LMU

In 2013-14 • Junior

- Posted season highs of 22 points (Mount St. Mary's), 6 rebounds (Santa Clara), 6 assists (Mount St. Mary's), 6 steals (Loyola Marymount), 9 field goals made (Mount St. Mary's), 3 3-pointers made (Prairie View A&M), 10 free throws made (Gonzaga)
- Scored in double figures in five consecutive games from Feb. 20 until March 10
- In the WCC tournament, scored 16 points, hit 8 of 8 from the free throw line and added a career-best 6 steals vs. Loyola Marymount
- Scored a team-high 17 points and hit a career-best 10 of 10 from the free throw line in a home win against Gonzaga

- Scored in double figures 10 times, had 20-plus points once, led the team in scoring twice and assists once

In 2012-13 • Sophomore

- Averaged 2.1 points, 1.9 rebounds, 0.5 assists and shot .380 from the field

In 2011-12 • Freshman

- Started 15 times and played in 34 games
- Posted season highs of 20 points, 4 rebounds, 9 assists, 4 steals and 2 blocks
- Hit 7 of 8 from the field and 6 of 7 from downtown for a then career-best 20 points vs. Buffalo
- Averaged 4.3 points, 1.7 assists, 1.6 rebounds and 1.0 steals

Before BYU

- Coached by Grant Rice at Bishop Gorman High School
- Helped lead Bishop Gorman to back-to-back Nevada 4A state titles
- Averaged 17 points and 7 boards as a senior and led Bishop Gorman to a 30-2 record
- Earned first-team All-Southwest League and first-team All-Sunset Division honors

Personal

- Parents are Chuck Winder and Teresa Williams
- Has one sister
- Also recruited by Nevada, SMU, Portland, UC Riverside and Idaho

2014-15 GAME-BY-GAME

Opponent	Date	GS	Min	FG	FGA	Pct	3FG	FGA	Pct	FT	FTA	Pct	Off	Def	TR	Avg	PF	FO	A	TO	Blk	Stl	Pts	Avg	
Long Beach State	11/14/14		24	4	7	.571	2	4	.500	2	3	.667	0	6	6	6.0	1	0	2	0	0	1	12	12.0	
Arkansas-Little Rock	11/18/14		18	4	9	.444	1	4	.250	0	0	.000	0	5	5	5.5	2	0	2	0	0	1	9	10.5	
Southern Virginia	11/19/14		15	4	7	.571	0	2	.000	2	2	1.000	0	0	0	3.7	2	0	1	1	2	2	10	10.3	
vs. San Diego State	11/24/14		37	5	12	.417	2	3	.667	2	4	.500	2	3	5	4.0	3	0	1	0	0	0	14	11.3	
vs. Chaminade	11/25/14		24	7	11	.636	2	3	.667	2	3	.667	1	7	8	4.8	3	0	3	2	1	2	18	12.6	
vs. Purdue	11/26/14		34	7	9	.778	3	3	1.000	1	2	.500	0	1	1	4.2	3	0	0	0	0	0	18	13.5	
Eastern Kentucky	11/29/14		20	7	11	.636	3	4	.750	2	2	1.000	2	3	5	4.3	3	0	1	3	0	2	19	14.3	
at Utah State	12/02/14		29	6	10	.600	1	4	.250	4	4	1.000	0	3	3	4.1	4	0	3	2	0	2	17	14.6	
vs. Hawai'i	12/06/14		31	4	10	.400	2	6	.333	1	2	.500	1	4	5	4.2	3	0	6	2	1	2	11	14.2	
Utah	12/10/14		32	4	8	.500	2	5	.400	0	0	.000	2	2	4	4.2	3	0	2	0	0	2	10	13.8	
at Weber State	12/13/14		25	4	7	.571	1	3	.333	0	1	.000	0	5	5	4.3	2	0	2	1	0	1	9	13.4	
Stanford	12/20/14		27	3	8	.375	1	5	.200	6	10	.600	0	4	4	4.3	0	0	2	2	0	0	13	13.3	
UMass	12/23/14		31	7	13	.538	3	7	.429	8	10	.800	1	4	5	4.3	2	0	0	1	0	1	25	14.2	
Gonzaga	12/27/14		34	5	14	.357	0	4	.000	7	8	.875	0	3	3	4.2	2	0	0	2	0	1	17	14.4	
Portland	12/29/14	*	30	10	14	.714	2	4	.500	0	0	.000	0	2	2	4.1	2	0	3	2	0	2	22	14.9	
at Santa Clara	01/01/15	*	17	3	8	.375	2	7	.286	0	1	.000	0	3	3	4.0	2	0	0	2	0	0	8	14.5	
at San Francisco	01/03/15	*	20	5	8	.625	3	6	.500	4	5	.800	0	3	3	3.9	3	0	4	2	0	1	17	14.6	
Pepperdine	01/08/15	*	36	6	15	.400	2	8	.250	2	2	1.000	1	4	5	4.0	3	0	5	3	0	2	16	14.7	
Loyola Marymount	01/10/15	*	37	5	14	.357	3	9	.333	2	2	1.000	0	3	3	3.9	1	0	5	1	1	2	15	14.7	
at Pacific	01/15/15																								
at Saint Mary's	01/17/15																								
at San Diego	01/24/15																								
San Francisco	01/29/15																								
Santa Clara	01/31/15																								
at Pepperdine	02/05/15																								
at Loyola Marymount	02/07/15																								
Saint Mary's	02/12/15																								
Pacific	02/14/15																								
San Diego	02/19/15																								
at Portland	02/26/15																								
at Gonzaga	02/28/15																								
Totals			5	521	100	195	.513	35	91	.385	45	61	.738	10	65	75	3.9	44	0	42	26	5	24	280	14.7

CAREER STATISTICS (ALL GAMES)

Year	GP	GS	Min	Avg	FG	FGA	Pct	3FG	FGA	Pct	FT	FTA	Pct	Off	Def	TR	Avg	PF	FO	A	TO	Blk	Stl	Pts	Avg
2011-12	34	15	551	16.2	48	131	.366	25	84	.298	26	41	.634	3	50	53	1.6	40	0	57	32	3	35	147	4.3
2012-13	31	1	250	8.1	19	50	.380	5	20	.250	21	33	.636	8	24	32	1.0	28	0	16	9	2	13	64	2.1
2013-14	35	9	586	16.7	76	141	.539	25	62	.403	51	69	.739	6	56	62	1.8	55	0	45	19	2	20	228	6.5
2014-15	19	5	521	27.4	100	195	.513	35	91	.385	45	61	.738	10	65	75	3.9	44	0	42	26	5	24	280	14.7
TOTAL	119	30	1908	16.0	243	517	.470	90	257	.350	143	204	.701	27	195	222	1.9	167	0	160	86	12	92	719	6.0

CAREER STATISTICS (CONFERENCE GAMES)

Year	GP	GS	Min	Avg	FG	FGA	Pct	3FG	FGA	Pct	FT	FTA	Pct	Off	Def	TR	Avg	PF	FO	A	TO	Blk	Stl	Pts	Avg
2011-12	16	7	238	14.9	23	62	.371	10	36	.278	11	14	.786	1	26	27	1.7	26	0	19	11	0	20	67	4.2
2012-13	16	1	160	10.0	17	35	.486	5	14	.357	12	17	.706	6	12	18	1.1	21	0	10	4	1	11	51	3.2
2013-14	18	3	280	15.6	35	63	.556	12	27	.444	29	41	.707	3	26	29	1.6	24	0	17	13	1	4	111	6.2
2014-15	6	5	174	29.0	34	73	.466	12	38	.316	15	18	.833	1	18	19	3.2	13	0	17	12	1	8	95	15.8
TOTAL	56	16	852	15.2	109	233	.468	39	115	.339	67	90	.744	11	82	93	1.7	84	0	63	40	3	43	324	5.8

#23 • SKYLER HALFORD
6-1 • 175 • SR. • GUARD



OREM, UTAH
SALT LAKE CC

2014-15 SEASON — PPG: 5.3 RPG: 1.4 APG: 2.2 SPG: 0.7 BPG: 0.0 FG%: .382 3FG%: .405 FT%: .931

Last Time Out

- Totaled 9 points, 4 assists, 2 steals and 1 rebound vs. LMU

In 2014-15 • Senior

- Scored 18 points coming off the bench and led the team with a career-best 7 assists vs. Long Beach State
- Scored 9 points on 3 threes and added 4 assists vs. EKU
- Totaled 8 points, a rebound and an assist against UMass ... hit 6 of 6 from the free throw line
- Scored 12 points and added 6 assists, 5 rebounds and a steal against Portland

In 2013-14 • Junior

- Named WCC Player of the Week Jan. 6 for scoring 28 points on 11 of 16 shooting against San Diego while adding 3 assists, 2 rebounds and 1 steal
- Posted season highs of 28 points (San Diego), 6 rebounds (twice), 4 assists (Santa Clara), 3 steals (at San Francisco), 11 field goals made (San Diego), 4 made threes (San Diego) and 11 free throws made (at San Francisco)
- Scored 28 points and had 3 assists against San Diego on Jan. 4
- Scored 18 points against Pepperdine and grabbed 6 rebounds on Jan. 9
- Scored 12 points, grabbed 6 rebounds and had 4 assists against Santa Clara on Feb. 6
- Scored in double figures 13 times, had 20-plus points once and 3-plus threes 3 times

Before BYU

- Named an NJCAA All-America First Team honoree as a sophomore at Salt Lake CC
- Region 18 MVP and Scenic West Athletic Conference Player of the Year
- Led SLCC to a record of 29-5 overall and 14-1 in the SWAC
- Led SLCC to the SWAC and Region 18 titles and to the round of 16 in the NJCAA Tournament
- Averaged 17.4 points, 4.5 rebounds, 4.0 assists and 1.6 steals
- Shot .461 from the field, .393 from three and .908 from the free throw line
- Averaged 10.6 points, 3.1 rebounds, 1.8 assists and 1.1 steals as a freshman
- Shot .452 from the field, .450 from three and .819 from the free throw line
- Earned second-team all-region honors
- Led SLCC to a record of 22-9 overall and 9-6 in the SWAC
- As a senior at Timpanogos High School was second in 5A in scoring at 23.6 points per game
- Also averaged 5.0 rebounds and 4.5 assists as a senior and led the Timberwolves to the state tournament
- Averaged 19.8 points per game as a junior

Personal

- Parents are Rod and Jill
- Has four siblings
- Served a mission for The Church of Jesus Christ of Latter-day Saints in Brazil

2014-15 SEASON HIGHS

PTS	18 vs. LBSU – 11/14/14
1st H	7 vs. LBSU – 11/14/14
2nd H	11 vs. LBSU – 11/14/14
REB	5, twice, last vs. Portland – 12/29/14
AST	7 vs. LBSU – 11/14/14
STL	3 vs. Utah – 12/10/14
BLK	—
FGM	5 vs. LBSU – 11/14/14
FGA	10 vs. Portland – 12/29/14
3PM	3, twice, last vs. Gonzaga – 12/27/14
3PA	6, twice, last vs. Portland – 12/29/14
FTM	6, twice, last vs. UMass – 12/23/14
FTA	6, twice, last vs. UMass – 12/23/14

CAREER HIGHS

PTS	28 vs. San Diego – 1/04/14
1st H	15 vs. San Diego – 1/04/14
2nd H	14 at USF – 1/16/14
REB	6, twice, last vs. Santa Clara – 2/6/14
AST	7 vs. LBSU – 11/14/14
STL	3, twice, last vs. Utah – 12/10/14
BLK	1 at Pacific – 2/13/14
FGM	11 vs. San Diego – 1/04/14
FGA	16 vs. San Diego – 1/04/14
3PM	4 vs. San Diego – 1/04/14
3PA	9 vs. Pacific – 1/30/14
FTM	11 at USF – 1/16/14
FTA	12 at USF – 1/16/14

MISCELLANEOUS

	14-15	Career
Double-Figure Points	2 (2-0)	15 (11-4)
20-plus Points	0 (0-0)	1 (1-0)
Double-Figure Reb	0 (0-0)	0 (0-0)
Double-Doubles	0 (0-0)	0 (0-0)
3-plus Steals	1 (0-1)	2 (1-1)
3-plus Blocks	0 (0-0)	0 (0-0)
3-plus 3-point FG	3 (2-1)	6 (5-1)
Scoring Leader	0 (0-0)	1 (1-0)
Rebound Leader	0 (0-0)	0 (0-0)
Assist Leader	2 (2-0)	4 (4-0)

2014-15 GAME-BY-GAME

Opponent	Date	GS	Min	FG	FGA	Pct	3FG	FGA	Pct	FT	FTA	Pct	Off	Def	TR	Avg	PF	FO	A	TO	Blk	Stl	Pts	Avg	
Long Beach State	11/14/14		24	5	7	.714	2	3	.667	6	6	1.000	0	0	0	0.0	3	0	7	2	0	0	18	18.0	
Arkansas-Little Rock	11/18/14		16	2	6	.333	0	3	.000	0	0	.000	0	0	0	0.0	0	0	3	2	0	0	4	11.0	
Southern Virginia	11/19/14	*	2	0	1	.000	0	1	.000	0	0	.000	0	0	0	0.0	0	0	1	1	0	0	0	7.3	
vs. San Diego State	11/24/14																								
vs. Chaminade	11/25/14		10	1	4	.250	1	2	.500	0	0	.000	1	0	1	0.3	2	0	4	3	0	2	3	6.3	
vs. Purdue	11/26/14		2	0	1	.000	0	1	.000	0	0	.000	0	0	0	0.2	1	0	0	1	0	0	0	5.0	
Eastern Kentucky	11/29/14		19	3	8	.375	3	6	.500	0	0	.000	0	2	2	0.5	1	0	4	3	0	0	9	5.7	
at Utah State	12/02/14		20	0	2	.000	0	2	.000	4	4	1.000	1	3	4	1.0	4	0	2	0	0	1	4	5.4	
vs. Hawai'i	12/06/14		10	0	2	.000	0	1	.000	2	2	1.000	0	2	2	1.1	3	0	0	1	0	0	2	5.0	
Utah	12/10/14		12	1	4	.250	0	1	.000	0	0	.000	0	2	2	1.2	0	0	2	0	0	3	2	4.7	
at Weber State	12/13/14		20	2	3	.667	1	1	1.000	0	0	.000	2	3	5	1.6	2	0	3	1	0	1	5	4.7	
Stanford	12/20/14		10	0	3	.000	0	1	.000	0	0	.000	0	0	0	1.5	0	0	0	0	0	0	0	4.3	
UMass	12/23/14		11	1	2	.500	0	0	.000	6	6	1.000	0	1	1	1.4	1	0	1	2	0	0	8	4.6	
Gonzaga	12/27/14		12	3	4	.750	3	4	.750	0	0	.000	0	1	1	1.4	0	0	0	1	0	0	9	4.9	
Portland	12/29/14		23	3	10	.300	2	6	.333	4	5	.800	1	4	5	1.6	4	0	6	1	0	1	12	5.4	
at Santa Clara	01/01/15		12	2	3	.667	2	3	.667	2	2	1.000	0	0	0	1.5	0	0	1	1	0	0	8	5.6	
at San Francisco	01/03/15		13	0	0	.000	0	0	.000	3	4	.750	0	0	0	1.4	1	0	0	3	0	2	3	5.4	
Pepperdine	01/08/15		9	0	2	.000	0	1	.000	0	0	.000	0	2	2	1.5	1	0	2	0	0	0	0	5.1	
Loyola Marymount	01/10/15		19	3	6	.500	3	6	.500	0	0	.000	0	1	1	1.4	1	0	4	1	0	2	9	5.3	
at Pacific	01/15/15																								
at Saint Mary's	01/17/15																								
at San Diego	01/24/15																								
San Francisco	01/29/15																								
Santa Clara	01/31/15																								
at Pepperdine	02/05/15																								
at Loyola Marymount	02/07/15																								
Saint Mary's	02/12/15																								
Pacific	02/14/15																								
San Diego	02/19/15																								
at Portland	02/26/15																								
at Gonzaga	02/28/15																								
Totals			1	244	26	68	.382	17	42	.405	27	29	.931	5	21	26	1.4	24	0	40	23	0	12	96	5.3

CAREER STATISTICS (ALL GAMES)

Year	GP	GS	Min	Avg	FG	FGA	Pct	3FG	FGA	Pct	FT	FTA	Pct	Off	Def	TR	Avg	PF	FO	A	TO	Blk	Stl	Pts	Avg
2013-14	35	13	528	15.1	84	195	.431	29	93	.312	49	58	.845	6	44	50	1.4	49	0	35	29	1	15	246	7.0
2014-15	18	1	244	13.6	26	68	.382	17	42	.405	27	29	.931	5	21	26	1.4	24	0	40	23	0	12	96	5.3
TOTAL	53	14	772	14.6	110	263	.418	46	135	.341	76	87	.874	11	65	76	1.4	73	0	75	52	1	27	342	6.5

CAREER STATISTICS (CONFERENCE GAMES)

Year	GP	GS	Min	Avg	FG	FGA	Pct	3FG	FGA	Pct	FT	FTA	Pct	Off	Def	TR	Avg	PF	FO	A	TO	Blk	Stl	Pts	Avg
2013-14	18	13	346	19.2	52	130	.400	19	64	.297	35	40	.875	5	32	37	2.1	25	0	23	21	1	7	158	8.8
2014-15	6	0	88	14.7	11	25	.440	10	20	.500	9	11	.818	1	8	9	1.5	7	0	13	7	0	5	41	6.8
TOTAL	24	13	434	18.1	63	155	.406	29	84	.345	44	51	.863	6	40	46	1.9	32	0	36	28	1	12	199	8.3

#24 • FRANK BARTLEY IV
6-3 • 200 • SO • GUARD



BATON ROUGE, LOUISIANA
FUTURE COLLEGE PREP

2014-15 SEASON — PPG: 2.1 RPG: 1.6 APG: 1.1 SPG: 0.3 BPG: 0.2 FG%: .524 3FG%: .111 FT%: .706

Last Time Out

- Did not play against LMU

In 2014-15 • Sophomore

- Totaled 6 points, 3 boards and 1 assist vs. Gonzaga
- Scored 3 points and grabbed 1 rebound in 4 minutes vs. Long Beach State
- Set career-high with 7 assists and added 6 rebounds, 4 points, 4 steals and a career-high 2 blocks against Southern Virginia
- Had 4 points, 3 rebounds, 4 assists and 1 steal vs. ECU

In 2013-14 • Freshman

- Posted season highs of 16 points (Mount St. Mary's), 7 rebounds (twice), 6 assists (Prairie View A&M), 2 steals (twice), 6 field goals made (Mount St. Mary's), 3 3-pointers made (Texas), 6 free throws made (twice)
- Scored 14 points and grabbed five rebounds against Utah State on Nov. 30
- Scored 5 points and had 6 assists to go along with 4 rebounds against Prairie View A&M on Dec. 11
- Scored 6 points, grabbed 7 rebounds and had 4 assists against Loyola Marymount on Dec. 28
- Scored in double figures 5 times, hit 3 threes once and led the team in assists twice
- Averaged 3.9 points and 2.1 rebounds and totaled 25 assists and 13 steals

- Played in 2012-13 at Future College Prep for Les Bean
- Led Future College Prep to a record of 52-13 and the West Coast Prep title
- Averaged 19.7 points, 8.5 rebounds, 6.7 assists, 3.3 steals and 1.0 blocks
- Played three years of high school basketball at Christian Life Academy
- As a senior led Christian Life to a 26-7 overall record and the 1A state title
- Was named LSWA Class 1A MVP, first-team all-state and District 7-1A co-MVP while averaging 14.2 points, 6.2 rebounds and 3.3 assists
- As a junior earned District 7-1A MVP honors and was named all-state and all-metro
- Was a member of the state championship team as a sophomore
- Played football at Christian Life, earned all-district honors and recorded 800-plus receiving yards as a senior

Personal

- Parents are Frank Bartley III and Janice
- Has three sisters
- Also recruited by Auburn, Fordham, George Mason, Marquette, San Diego State and Utah

2014-15 SEASON HIGHS

PTS	6, twice, last at Santa Clara – 1/1/15
1st H	4, twice, last vs. ECU – 11/29/14
2nd H	6 at Santa Clara – 1/1/15
REB	6 vs. SVU – 11/19/14
AST	7 vs. SVU – 11/19/14
STL	4 vs. SVU – 11/19/14
BLK	2 vs. SVU – 11/19/14
FGM	2, twice, last vs. ECU – 11/29/14
FGA	3, twice, last vs. Utah – 12/10/14
3PM	1 vs. Gonzaga – 12/27/14
3PA	2 vs. Gonzaga – 12/27/14
FTM	3 vs. Gonzaga – 12/27/14
FTA	3 vs. Gonzaga – 12/27/14

CAREER HIGHS

PTS	16 vs. Mount St. Mary's – 11/15/13
1st H	10 vs. Mount St. Mary's – 11/15/13
2nd H	11 vs. Utah State – 11/30/13
REB	7, twice, last vs. LMU – 12/28/13
AST	7 vs. SVU – 11/19/14
STL	2, twice, last vs. North Texas – 12/3/13
BLK	1, 6 times, last vs. Portland – 2/24/14
FGM	6 vs. Mount St. Mary's – 11/15/13
FGA	11 vs. Utah State – 11/30/13
3PM	3 vs. Texas – 11/25/13
3PA	5 vs. Wichita State – 11/26/13
FTM	6, twice, last at UMass – 12/7/13
FTA	8, twice, last at UMass – 12/7/13

MISCELLANEOUS

	14-15	Career
Double-Figure Points	0 (0-0)	6 (4-2)
20-plus Points	0 (0-0)	0 (0-0)
Double-Figure Reb	0 (0-0)	0 (0-0)
Double-Doubles	0 (0-0)	0 (0-0)
3-plus Steals	0 (0-0)	0 (0-0)
3-plus Blocks	0 (0-0)	0 (0-0)
3-plus 3-point FG	0 (0-0)	1 (1-0)
Scoring Leader	0 (0-0)	0 (0-0)
Rebound Leader	0 (0-0)	0 (0-0)
Assist Leader	1 (1-0)	2 (1-1)

Before BYU

2014-15 GAME-BY-GAME

Opponent	Date	GS	Min	FG	FGA	Pct	3FG	FGA	Pct	FT	FTA	Pct	Off	Def	TR	Avg	PF	FO	A	TO	Blk	Stl	Pts	Avg	
Long Beach State	11/14/14		4	1	2	.500	0	1	.000	1	2	.500	0	1	1	1.0	0	0	0	1	0	0	3	3.0	
Arkansas-Little Rock	11/18/14		4	1	1	1.000	0	0	.000	0	1	.000	0	1	1	1.0	0	0	2	0	0	0	2	2.5	
Southern Virginia	11/19/14		16	2	3	.667	0	0	.000	0	0	.000	0	6	6	2.7	0	0	7	3	2	4	4	3.0	
vs. San Diego State	11/24/14		0	0	0	.000	0	0	.000	0	0	.000	0	0	0	2.0	0	0	0	0	0	0	0	2.3	
vs. Chaminade	11/25/14		11	0	1	.000	0	1	.000	0	0	.000	0	2	2	2.0	2	0	3	1	0	0	0	1.8	
vs. Purdue	11/26/14		0	0	0	.000	0	0	.000	0	0	.000	0	0	0	1.7	0	0	0	0	0	0	0	1.5	
Eastern Kentucky	11/29/14		14	2	2	1.000	0	0	.000	0	1	1.000	2	1	3	1.9	1	0	4	0	0	1	4	1.9	
at Utah State	12/02/14		2	0	1	.000	0	1	.000	1	2	.500	0	0	0	1.6	0	0	0	0	0	0	1	1.8	
vs. Hawai'i	12/06/14		6	0	1	.000	0	1	.000	2	2	1.000	0	1	1	1.6	1	0	0	1	0	0	2	1.8	
Utah	12/10/14		10	1	3	.333	0	1	.000	0	0	.000	1	0	1	1.5	1	0	0	1	0	0	2	1.8	
at Weber State	12/13/14		1	0	0	.000	0	0	.000	0	0	.000	0	0	0	1.4	0	0	0	0	0	0	0	1.6	
Stanford	12/20/14															DNP									
UMass	12/23/14		13	0	0	.000	0	0	.000	2	2	1.000	1	2	3	1.5	0	0	1	1	0	0	2	1.7	
Gonzaga	12/27/14		11	1	2	.500	1	2	.500	3	3	1.000	1	2	3	1.6	1	0	1	1	0	0	6	2.0	
Portland	12/29/14		0+	0	0	.000	0	0	.000	0	0	.000	0	0	0	1.5	0	0	0	0	0	0	0	1.9	
at Santa Clara	01/01/15		6	2	2	1.000	0	0	.000	2	2	1.000	0	1	1	1.5	0	0	0	0	1	0	6	2.1	
at San Francisco	01/03/15		8	0	2	.000	0	2	.000	1	2	.500	0	3	3	1.6	0	0	1	0	0	0	1	2.1	
Pepperdine	01/08/15		9	1	1	1.000	0	0	.000	0	0	.000	0	2	2	1.6	1	0	0	2	0	0	2	2.1	
Loyola Marymount	01/10/15															DNP									
at Pacific	01/15/15																								
at Saint Mary's	01/17/15																								
at San Diego	01/24/15																								
San Francisco	01/29/15																								
Santa Clara	01/31/15																								
at Pepperdine	02/05/15																								
at Loyola Marymount	02/07/15																								
Saint Mary's	02/12/15																								
Pacific	02/14/15																								
San Diego	02/19/15																								
at Portland	02/26/15																								
at Gonzaga	02/28/15																								
Totals			0	115	11	21	.524	1	9	.111	12	17	.706	5	22	27	1.6	7	0	19	11	3	5	35	2.1

CAREER STATISTICS (ALL GAMES)

Year	GP	GS	Min	Avg	FG	FGA	Pct	3FG	FGA	Pct	FT	FTA	Pct	Off	Def	TR	Avg	PF	FO	A	TO	Blk	Stl	Pts	Avg
2013-14	34	0	370	10.9	44	119	.370	12	36	.333	32	62	.516	21	51	72	2.1	26	0	25	15	6	13	132	3.9
2014-15	17	0	115	6.8	11	21	.524	1	9	.111	12	17	.706	5	22	27	1.6	7	0	19	11	3	5	35	2.1
TOTAL	51	0	485	9.5	55	140	.393	13	45	.289	44	79	.557	26	73	99	1.9	33	0	44	26	9	18	167	3.3

CAREER STATISTICS (CONFERENCE GAMES)

Year	GP	GS	Min	Avg	FG	FGA	Pct	3FG	FGA	Pct	FT	FTA	Pct	Off	Def	TR	Avg	PF	FO	A	TO	Blk	Stl	Pts	Avg
2013-14	17	0	99	5.8	8	33	.242	0	7	.000	2	13	.154	8	13	21	1.2	3	0	11	2	1	3	18	1.1
2014-15	5	0	34	6.8	4	7	.571	1	4	.250	6	7	.857	1	8	9	1.8	2	0	2	3	1	0	15	3.0
TOTAL	22	0	133	6.0	12	40	.300	1	11	.091	8	20	.400	9	21	30	1.4	5	0	13	5	2	3	33	1.5

#30 • DALTON NIXON
6-7 • 215 • FR • FORWARD



OREM, UTAH
OREM HS

2014-15 SEASON — PPG: 2.3 RPG: 1.8 APG: 0.9 SPG: 0.1 BPG: 0.1 FG%: .382 3FG%: .143 FT%: 1.000

Last Time Out

- Grabbed 1 rebound in 2 minutes vs. LMU

In 2014-15 • Freshman

- Had 4 points, the first points of his BYU career, against UALR
- Scored 10 points, grabbed 3 boards, 2 assists and a steal vs. SVU
- Had 7 points, 3 rebounds, 1 assist and 1 block vs. Chaminade
- Hit first career 3-pointer against Purdue

Before BYU

- A four-year letterman playing for Golden Holt at Orem High School
- Orem's all-time leading scorer with 1,367 points and a three-time first-team all-state honoree
- As a senior averaged 20.2 points, 8.9 rebounds, 1.7 assists and 1.1 steals as Orem finished 18-9 overall, 10-2 in region play and advanced to the 4A state championship game
- Named first-team all-state by the Deseret News and the Salt Lake Tribune
- As a junior averaged 17.5 points, 8.2 rebounds, 1.7 assists and 1.3 steals and hit 21 threes as Orem finished 20-4 overall and 13-1 in region play
- Named first-team all-state by the Deseret News and the Salt Lake Tribune, All-Valley by the Daily Herald
- As a sophomore averaged 12.5 points and 5.5 rebounds and hit 33 threes as Orem finished 24-1 overall, 14-0 in region play and won the 4A Utah state title
- Named first-team all-state by the Deseret News and the Salt Lake Tribune and All-Valley by the Daily Herald

- Named the 4A Tournament MVP as a sophomore
- National position recruiting rankings: 51st by ESPN
- Played for the Utah Prospects during the AAU season

Personal

- Parents are Kevin and Stephanie Nixon
- Has two sisters
- His father Kevin Nixon played at BYU from 1991-93
- Also recruited by Arizona State, Creighton, Hawai'i, San Diego, San Francisco, Utah, Utah State and Weber State

2014-15 SEASON HIGHS

PTS	10 vs. SVU – 11/19/14
1st H	4, twice, last vs. Chaminade – 11/25/14
2nd H	6 vs. SVU – 11/19/14
REB	4, 3 times, last at Santa Clara – 1/1/15
AST	4 at San Francisco – 1/3/15
STL	1, twice, last vs. UMass – 12/23/14
BLK	1 vs. Chaminade – 11/25/14
FGM	4 vs. SVU – 11/19/14
FGA	9 vs. SVU – 11/19/14
3PM	1, twice, last at Weber State – 12/13/14
3PA	2, 3 times, last at San Francisco – 1/3/15
FTM	4 at Santa Clara – 1/1/15
FTA	4 at Santa Clara – 1/1/15

MISCELLANEOUS

	14-15	Career
Double-Figure Points	1 (1-0)	same
20-plus Points	0 (0-0)	same
Double-Figure Reb	0 (0-0)	same
Double-Doubles	0 (0-0)	same
3-plus Steals	0 (0-0)	same
3-plus Blocks	0 (0-0)	same
3-plus 3-point FG	0 (0-0)	same
Scoring Leader	0 (0-0)	same
Rebound Leader	0 (0-0)	same
Assist Leader	0 (0-0)	same

2014-15 GAME-BY-GAME

Opponent	Date	GS	Min	FG	FGA	Pct	3FG	FGA	Pct	FT	FTA	Pct	Off	Def	TR	Avg	PF	FO	A	TO	Blk	Stl	Pts	Avg	
Long Beach State	11/14/14		7	0	1	.000	0	1	.000	0	0	.000	0	1	1	1.0	2	0	0	0	0	0	0	0.0	
Arkansas-Little Rock	11/18/14		7	2	3	.667	0	0	.000	0	0	.000	0	0	0	0.5	1	0	1	0	0	0	4	2.0	
Southern Virginia	11/19/14		17	4	9	.444	0	2	.000	2	2	1.000	1	2	3	1.3	0	0	2	1	0	1	10	4.7	
vs. San Diego State	11/24/14		6	0	0	.000	0	0	.000	0	0	.000	1	2	3	1.8	0	0	2	0	0	0	0	3.5	
vs. Chaminade	11/25/14		16	3	5	.600	0	2	.000	1	1	1.000	0	3	3	2.0	3	0	1	1	1	0	7	4.2	
vs. Purdue	11/26/14		6	1	2	.500	1	1	1.000	0	0	.000	1	0	1	1.8	3	0	0	0	0	0	3	4.0	
Eastern Kentucky	11/29/14		2	0	0	.000	0	0	.000	0	0	.000	0	0	0	1.6	1	0	1	0	0	0	0	3.4	
at Utah State	12/02/14															DNP									
vs. Hawai'i	12/06/14		2	0	1	.000	0	0	.000	0	0	.000	0	1	1	1.5	1	0	0	0	0	0	0	3.0	
Utah	12/10/14															DNP									
at Weber State	12/13/14		13	2	2	1.000	1	1	1.000	0	0	.000	1	3	4	1.8	1	0	0	0	0	0	5	3.2	
Stanford	12/20/14		8	0	3	.000	0	1	.000	0	0	.000	3	1	4	2.0	0	0	1	0	0	0	0	2.9	
UMass	12/23/14		8	0	2	.000	0	1	.000	0	0	.000	0	1	1	1.9	1	0	1	1	0	1	0	2.6	
Gonzaga	12/27/14															DNP									
Portland	12/29/14		4	0	1	.000	0	1	.000	0	0	.000	0	0	0	1.8	2	0	0	0	0	0	0	2.4	
at Santa Clara	01/01/15		18	0	1	.000	0	1	.000	4	4	1.000	0	4	4	1.9	0	0	1	0	0	0	4	2.5	
at San Francisco	01/03/15		15	1	3	.333	0	2	.000	2	2	1.000	1	1	2	1.9	1	0	4	0	0	0	4	2.6	
Pepperdine	01/08/15		6	0	1	.000	0	1	.000	0	0	.000	0	0	0	1.8	0	0	0	0	0	0	0	2.5	
Loyola Marymount	01/10/15		2	0	0	.000	0	0	.000	0	0	.000	0	1	1	1.8	1	0	0	0	0	0	0	2.3	
at Pacific	01/15/15																								
at Saint Mary's	01/17/15																								
at San Diego	01/24/15																								
San Francisco	01/29/15																								
Santa Clara	01/31/15																								
at Pepperdine	02/05/15																								
at Loyola Marymount	02/07/15																								
Saint Mary's	02/12/15																								
Pacific	02/14/15																								
San Diego	02/19/15																								
at Portland	02/26/15																								
at Gonzaga	02/28/15																								
Totals			0	137	13	34	.382	2	14	.143	9	9	1.000	8	20	28	1.8	17	0	14	3	1	2	37	2.3

CAREER STATISTICS (ALL GAMES)

Year	GP	GS	Min	Avg	FG	FGA	Pct	3FG	FGA	Pct	FT	FTA	Pct	Off	Def	TR	Avg	PF	FO	A	TO	Blk	Stl	Pts	Avg
2014-15	16	0	137	8.6	13	34	.382	2	14	.143	9	9	1.000	8	20	28	1.8	17	0	14	3	1	2	37	2.3
TOTAL	16	0	137	8.6	13	34	.382	2	14	.143	9	9	1.000	8	20	28	1.8	17	0	14	3	1	2	37	2.3

CAREER STATISTICS (CONFERENCE GAMES)

Year	GP	GS	Min	Avg	FG	FGA	Pct	3FG	FGA	Pct	FT	FTA	Pct	Off	Def	TR	Avg	PF	FO	A	TO	Blk	Stl	Pts	Avg
2014-15	5	0	45	9.0	1	6	.167	0	5	.000	6	6	1.000	1	6	7	1.4	4	0	5	0	0	0	8	1.6
TOTAL	5	0	45	9.0	1	6	.167	0	5	.000	6	6	1.000	1	6	7	1.4	4	0	5	0	0	0	8	1.6

#33 • NATE AUSTIN
6-11 • 230 • SR • FORWARD



ALPINE, UTAH
LONE PEAK HS

2014-15 SEASON — PPG: 3.0 RPG: 5.6 APG: 0.9 SPG: 0.7 BPG: 0.2 FG%: .500 3FG%: .200 FT%: .786

Last Time Out

- Did not play against Pepperdine

In 2014-15 • Senior

- Suffered a torn right hamstring against Utah
- Scored 6 points, grabbed 9 rebounds, had 3 assists and 2 blocks against Long Beach State
- Had 8 points and 11 boards vs. UALR
- Against Purdue had 7 points, 6 rebounds, 1 assist and 1 steal

In 2013-14 • Junior

- Ranked 53rd in the nation in total rebounds and 97th in rebounds per game
- Ranked 4th in the WCC in rebounding, 4th in offensive rebounds, 4th in defensive rebounds and 9th in blocks
- In the BYU record book, totaled the 3rd most offensive rebounds in a season, 2nd most personal fouls in a season and 5th most games started in a season
- Posted season highs of 12 points (at Stanford), 16 rebounds (San Francisco), 4 assists (Prairie View A&M), 4 steals (Prairie View A&M), 3 blocks (North Texas), 5 field goals made (at Stanford) and 5 free throws made (at Portland)

In 2012-13 • Sophomore

- Was 17th in the WCC in rebounding, 13th in blocked shots, 9th in offensive rebounds
- Played in all 36 games and started 7, including the last 5-straight

- Posted season highs of 9 points (at Gonzaga, vs. Baylor), 11 rebounds (vs. Baylor), 4 assists (vs. Eastern New Mexico), 3 steals (at Iowa State) and 3 blocks (twice)

In 2011-12 • Freshman

- Played in every game this season and started 1 game
- Posted season highs of 15 points, 10 rebounds, 3 assists and 2 blocks
- Tied for 10th in the WCC in offensive rebounds in league games
- Career-high 15 points came on 7 of 8 shooting vs. Weber State

Before BYU

- Helped Lone Peak to a 22-3 record as a senior
- Earned first-team all-state honors as a senior
- Averaged 11.5 points while helping the Knights to a trip to the state title game in 2009
- Helped Lone Peak win the 2008 state title
- Played with fellow Cougars Tyler Haws and Josh Sharp at Lone Peak
- Coached by Quincy Lewis
- Played for Salt Lake Metro club team directed by Dave Hammer and coached by Marty Haws

Personal

- Parents are Randy and Leslie Austin
- Served a mission for The Church of Jesus Christ of Latter-day Saints in McAllen, Texas
- Also recruited by Boise State and Utah State

2014-15 SEASON HIGHS

PTS	8 vs. UALR – 11/18/14
1st H	2, 4 times, last at Utah State 12/2/14
2nd H	6 vs. UALR – 11/18/14
REB	11 vs. UALR – 11/18/14
AST	3, twice, last vs. Chaminade – 11/25/14
STL	2 vs. UALR – 11/18/14
BLK	2 vs. LBSU – 11/14/14
FGM	4 vs. UALR – 11/18/14
FGA	4, twice, last vs. SDSU – 11/24/14
3PM	1 vs. LBSU – 11/14/14
3PA	2, twice, last at Utah State 12/2/14
FTM	3, 3 times, last at Utah State 12/2/14
FTA	4, 3 times, last at Utah State 12/2/14

CAREER HIGHS

PTS	15 vs. Weber State – 12/07/11
1st H	9, twice, last vs. Baylor – 4/2/13
2nd H	13 vs. Weber State – 12/7/11
REB	16 vs. San Francisco – 2/08/14
AST	4, twice, last vs. PVAMU – 12/11/13
STL	4 vs. Prairie View A&M – 12/11/13
BLK	3, 3 times, last vs. North Texas – 12/3/13
FGM	7 vs. Weber State – 12/07/11
FGA	8 vs. Weber State – 12/07/11
3PM	1, 13 times, last vs. LBSU – 11/14/14
3PA	2, 15 times, last at Utah State – 12/2/14
FTM	5, 3 times, last at San Diego – 3/1/14
FTA	6, 3 times, last vs. Saint Mary's – 2/1/14

MISCELLANEOUS

	14-15	Career
Double-Figure Points	0 (0-0)	4 (4-0)
20-plus Points	0 (0-0)	0 (0-0)
Double-Figure Reb	1 (1-0)	13 (7-6)
Double-Doubles	0 (0-0)	1 (1-0)
3-plus Steals	0 (0-0)	2 (1-1)
3-plus Blocks	0 (0-0)	3 (2-1)
3-plus 3-point FG	0 (0-0)	0 (0-0)
Scoring Leader	0 (0-0)	0 (0-0)
Rebound Leader	3 (2-1)	27 (19-8)
Assist Leader	0 (0-0)	1 (1-0)

2014-15 GAME-BY-GAME

Opponent	Date	GS	Min	FG	FGA	Pct	3FG	FGA	Pct	FT	FTA	Pct	Off	Def	TR	Avg	PF	FO	A	TO	Blk	Stl	Pts	Avg	
Long Beach State	11/14/14	*	26	1	3	.333	1	1	1.00	3	4	.750	3	6	9	9.0	2	0	3	1	2	0	6	6.0	
Arkansas-Little Rock	11/18/14	*	30	4	4	1.000	0	0	.000	0	0	.000	2	9	11	10.0	2	0	0	0	2	8	7.0		
Southern Virginia	11/19/14	*	11	0	0	.000	0	0	.000	0	0	.000	0	3	3	7.7	2	0	0	0	0	1	0	4.7	
vs. San Diego State	11/24/14	*	26	0	4	.000	0	2	.000	0	0	.000	3	2	5	7.0	5	1	0	0	0	1	0	3.5	
vs. Chaminade	11/25/14	*	17	1	1	1.000	0	0	.000	2	2	1.000	1	6	7	7.0	1	0	3	0	0	0	4	3.6	
vs. Purdue	11/26/14	*	23	2	2	1.000	0	0	.000	3	4	.750	3	3	6	6.8	5	1	1	0	0	1	7	4.2	
Eastern Kentucky	11/29/14	*	23	0	0	.000	0	0	.000	0	0	.000	0	2	2	6.1	2	0	1	2	0	1	0	3.6	
at Utah State	12/02/14	*	31	1	4	.250	0	2	.000	3	4	.750	3	6	9	6.5	2	0	1	0	0	1	5	3.8	
vs. Hawai'i	12/06/14	*	10	0	0	.000	0	0	.000	0	0	.000	0	4	4	6.2	1	0	0	0	0	0	0	3.3	
Utah	12/10/14	*	0+	0	0	.000	0	0	.000	0	0	.000	0	0	0	5.6	0	0	0	0	0	0	0	3.0	
at Weber State	12/13/14																								
Stanford	12/20/14																								
UMass	12/23/14																								
Gonzaga	12/27/14																								
Portland	12/29/14																								
at Santa Clara	01/01/15																								
at San Francisco	01/03/15																								
Pepperdine	01/08/15																								
Loyola Marymount	01/10/15																								
at Pacific	01/15/15																								
at Saint Mary's	01/17/15																								
at San Diego	01/24/15																								
San Francisco	01/29/15																								
Santa Clara	01/31/15																								
at Pepperdine	02/05/15																								
at Loyola Marymount	02/07/15																								
Saint Mary's	02/12/15																								
Pacific	02/14/15																								
San Diego	02/19/15																								
at Portland	02/26/15																								
at Gonzaga	02/28/15																								
Totals			10	197	9	18	.500	1	5	.200	11	14	.786	15	41	56	5.6	22	2	9	3	2	7	30	3.0


CAREER STATISTICS (ALL GAMES)

Year	GP	GS	Min	Avg	FG	FGA	Pct	3FG	FGA	Pct	FT	FTA	Pct	Off	Def	TR	Avg	PF	FO	A	TO	Blk	Stl	Pts	Avg
2011-12	35	1	450	12.9	58	107	.542	7	23	.304	20	39	.513	53	79	132	3.8	95	6	19	20	15	9	143	4.1
2012-13	36	7	631	17.5	52	109	.477	3	15	.200	24	41	.585	77	88	165	4.6	92	5	20	21	23	21	131	3.6
2013-14	35	35	934	26.7	48	88	.545	2	4	.500	34	52	.654	90	188	278	7.9	119	6	32	38	31	26	132	3.8
2014-15	10	10	197	19.7	9	18	.500	1	5	.200	11	14	.786	15	41	56	5.6	22	2	9	3	2	7	30	3.0
TOTAL	116	53	2212	19.1	167	322	.519	13	47	.277	89	146	.610	235	396	631	5.4	328	19	80	82	71	63	436	3.8

CAREER STATISTICS (CONFERENCE GAMES)

Year	GP	GS	Min	Avg	FG	FGA	Pct	3FG	FGA	Pct	FT	FTA	Pct	Off	Def	TR	Avg	PF	FO	A	TO	Blk	Stl	Pts	Avg	
2011-12	16	1	230	14.4	28	52	.538	2	10	.200	12	22	.545	33	36	69	4.3	48	4	9	8	5	5	70	4.4	
2012-13	16	0	281	17.6	20	39	.513	1	8	.125	7	15	.467	29	39	68	4.3	41	2	8	9	10	9	48	3.0	
2013-14	18	18	505	28.1	24	42	.571	0	0	.000	21	32	.656	50	94	144	8.0	59	3	13	21	15	9	69	3.8	
2014-15																										
TOTAL	50	19	1016	20.3	72	133	.541	3	18	.167	40	69	.580	112	169	281	5.6	148	9	30	38	30	23	187	3.7	

#35 • ISAAC NEILSON
6-11 • 225 • FR • FORWARD



MISSION VIEJO, CALIFORNIA
MISSION VIEJO HS

2014-15 SEASON — PPG: 4.2 RPG: 2.6 APG: 0.2 SPG: 0.4 BPG: 0.4 FG%: .460 3FG%: .333 FT%: .652

Last Time Out

- Played 3 minutes against LMU

In 2014-15 • Freshman

- Became the first freshman since 2005 to score in double digits in the season opener with 10 points, also grabbed 1 rebound vs. Long Beach State
- Scored 13 points and added 7 rebounds, 2 assists and 4 steals against Southern Virginia
- Totaled 12 points, hit 2 threes and added 4 rebounds, 1 assist and 2 blocks vs. San Diego State

Before BYU

- Played for Troy Roelen at Mission Viejo
- As a senior averaged 15.3 points, 11.3 rebounds and 5.0 blocks while Mission Viejo finished 29-3 overall and 7-1 in league play
- Posted season highs of 29 points, 25 rebounds and 11 blocks
- Named MaxPreps All-State Division II Second Team, All-CIF Southern Section Team Division 2AA, Orange County Register All-County Team
- Named MVP of the 2010 Diablo Inferno Tournament where he averaged 14 points, 12 rebounds and 8 blocks
- As a junior averaged 9.0 points, 9.0 rebounds and 4.5 blocks
- Named first-team All-South Coast Conference

Personal

- Served a two-year mission for The Church of Jesus Christ of Latter-day Saints in Alabama
- Parents are Jim and Janice
- Has three brothers and two sisters

2014-15 SEASON HIGHS

PTS	15 at Weber State – 12/13/14
1st H	8 vs. LBSU – 11/14/14
2nd H	11 vs. SVU – 11/19/14
REB	7 vs. SVU – 11/19/14
AST	2 vs. SVU – 11/19/14
STL	4 vs. SVU – 11/19/14
BLK	2, 3 times, last vs. Stanford – 12/20/14
FGM	5, twice, last at Weber State – 12/13/14
FGA	9 at Weber State – 12/13/14
3PM	4 at Weber State – 12/13/14
3PA	5, twice, last at Weber State – 12/13/14
FTM	6 vs. LBSU – 11/14/14
FTA	7 vs. LBSU – 11/14/14

MISCELLANEOUS

	14-15	Career
Double-Figure Points	4 (3-1)	same
20-plus Points	0 (0-0)	same
Double-Figure Reb	0 (0-0)	same
Double-Doubles	0 (0-0)	same
3-plus Steals	0 (0-0)	same
3-plus Blocks	0 (0-0)	same
3-plus 3-point FG	1 (1-0)	same
Scoring Leader	0 (0-0)	same
Rebound Leader	1 (1-0)	same
Assist Leader	0 (0-0)	same

2014-15 GAME-BY-GAME

Opponent	Date	GS	Min	FG	FGA	Pct	3FG	FGA	Pct	FT	FTA	Pct	Off	Def	TR	Avg	PF	FO	A	TO	Blk	Stl	Pts	Avg
Long Beach State	11/14/14		11	2	3	.667	0	0	.000	6	7	.857	1	0	1	1.0	0	0	0	0	0	0	10	10.0
Arkansas-Little Rock	11/18/14		6	2	5	.400	0	1	.000	0	1	.000	1	1	2	1.5	2	0	1	0	0	0	4	7.0
Southern Virginia	11/19/14		16	5	8	.625	0	1	.000	3	6	.500	5	2	7	3.3	4	0	2	1	0	4	13	9.0
vs. San Diego State	11/24/14		22	4	7	.571	2	5	.400	2	2	1.000	1	3	4	3.5	1	0	1	0	2	0	12	9.8
vs. Chaminade	11/25/14		15	2	5	.400	1	1	1.000	0	0	.000	2	3	5	3.8	2	0	0	0	0	0	5	8.8
vs. Purdue	11/26/14		13	2	5	.400	0	1	.000	0	0	.000	1	2	3	3.7	4	0	0	0	2	0	4	8.0
Eastern Kentucky	11/29/14	*	8	0	1	.000	0	0	.000	0	0	.000	2	1	3	3.6	1	0	0	1	0	0	0	6.9
at Utah State	12/02/14		1	0	1	.000	0	1	.000	0	0	.000	0	0	0	3.1	0	0	0	0	0	0	0	6.0
vs. Hawai'i	12/06/14		1	0	0	.000	0	0	.000	0	0	.000	2	0	2	3.0	0	0	0	2	0	0	0	5.3
Utah	12/10/14		10	0	3	.000	0	1	.000	0	0	.000	0	0	0	2.7	1	0	0	0	0	0	0	4.8
at Weber State	12/13/14	*	26	5	9	.556	4	5	.800	1	2	.500	1	5	6	3.0	4	0	0	0	1	2	15	5.7
Stanford	12/20/14	*	23	2	5	.400	0	1	.000	2	2	1.000	2	4	6	3.3	3	0	0	1	2	0	6	5.8
UMass	12/23/14	*	14	2	4	.500	0	2	.000	0	0	.000	2	3	5	3.4	1	0	0	2	1	1	4	5.6
GONZAGA	12/27/14	*	8	0	1	.000	0	1	.000	0	0	.000	0	1	1	3.2	1	0	0	1	0	0	0	5.2
Portland	12/29/14		2	0	0	.000	0	0	.000	0	0	.000	0	0	0	3.0	0	0	0	0	0	0	0	4.9
at Santa Clara	01/01/15		8	0	1	.000	0	0	.000	1	2	.500	1	1	2	2.9	2	0	0	0	0	0	1	4.6
at San Francisco	01/03/15		9	2	3	.667	0	1	.000	0	1	.000	0	2	2	2.9	1	0	0	1	0	0	4	4.6
Pepperdine	01/08/15		2	1	2	.500	0	0	.000	0	0	.000	1	0	1	2.8	0	0	0	0	0	0	2	4.4
Loyola Marymount	01/10/15		3	0	0	.000	0	0	.000	0	0	.000	0	0	0	2.6	2	0	0	1	0	0	0	4.2
at Pacific	01/15/15																							
at Saint Mary's	01/17/15																							
at San Diego	01/24/15																							
San Francisco	01/29/15																							
Santa Clara	01/31/15																							
at Pepperdine	02/05/15																							
at Loyola Marymount	02/07/15																							
Saint Mary's	02/12/15																							
Pacific	02/14/15																							
San Diego	02/19/15																							
at Portland	02/26/15																							
at Gonzaga	02/28/15																							
Totals		5	198	29	63	.460	7	21	.333	15	23	.652	22	28	50	2.6	29	0	4	10	8	7	80	4.2

CAREER STATISTICS (ALL GAMES)

Year	GP	GS	Min	Avg	FG	FGA	Pct	3FG	FGA	Pct	FT	FTA	Pct	Off	Def	TR	Avg	PF	FO	A	TO	Blk	Stl	Pts	Avg
2014-15	19	5	198	10.4	29	63	.460	7	21	.333	15	23	.652	22	28	50	2.6	29	0	4	10	8	7	80	4.2
TOTAL	19	5	198	10.4	29	63	.460	7	21	.333	15	23	.652	22	28	50	2.6	29	0	4	10	8	7	80	4.2

CAREER STATISTICS (CONFERENCE GAMES)

Year	GP	GS	Min	Avg	FG	FGA	Pct	3FG	FGA	Pct	FT	FTA	Pct	Off	Def	TR	Avg	PF	FO	A	TO	Blk	Stl	Pts	Avg
2014-15	6	1	32	5.3	3	7	.429	0	2	.000	1	3	.333	2	4	6	1.0	6	0	0	3	0	0	7	1.2
TOTAL	6	1	32	5.3	3	7	.429	0	2	.000	1	3	.333	2	4	6	1.0	6	0	0	3	0	0	7	1.2

#41 • LUKE WORTHINGTON
6-10 • 235 • SO • FORWARD



MEQUON, WISCONSIN
HOMESTEAD HS

2014-15 SEASON — PPG: 2.7 RPG: 2.2 APG: 0.2 SPG: 0.4 BPG: 0.1 FG%: .439 3FG%: .000 FT%: .652

Last Time Out

- Recorded 2 rebounds and 1 assist against LMU

In 2014-15 • Sophomore

- Had 7 points, 4 rebounds and a steal vs. UALR
- Set a career-high in points with 12 and steals with 2, while tying a career-high with 4 rebounds against Southern Virginia
- Totaled 4 points and 6 rebounds at Utah State

In 2013-14 • Freshman

- Posted season highs of 7 points (Santa Clara), 4 rebounds (at Saint Mary's), 2 field goals made (twice), 3 free throws made (Santa Clara).
- Hit 2 of 3 from the field and 3 of 4 from the free throw line to score 7 points against Santa Clara on Feb. 6
- Grabbed 4 rebounds, including 3 on the offensive end, and scored a point against Saint Mary's on Feb. 15
- Started in games against Portland, San Diego and Loyola Marymount from Feb. 22 until March 8
- Scored 5 points against Portland on Feb. 22
- Scored 4 points against Mount St. Mary's
- Averaged 1.0 points and 0.9 rebounds and shot .462 from the field

Before BYU

- Played for Kevin McKenna at Homestead High School
- Ranked the No. 7 prospect in the class of 2013 in the state of Wisconsin and No. 43 among power forwards nationally by ESPN.com

- One of seven Wisconsin players nominated for the McDonald's All-America Game
- As a senior was a team captain and averaged 13.6 points and 10.0 rebounds per game
- Led Homestead to a record of 13-7 overall and 8-4 in league play
- Named Wisconsin Basketball Coaches Association Division I All-State Honorable Mention
- Named third-team All-Area by the Milwaukee Wisconsin Journal Sentinel
- Named first-team All-North Shore Conference
- As a junior, averaged 12 points, 9 rebounds and 2 blocks
- Led Homestead to a record of 15-5 overall and 10-3 in league play
- Named first-team All-North Shore Conference
- Played for Wisconsin Playground Elite coached by Duane "Ike" Wilson
- Played football at Homestead, was a team captain and helped lead team to the 2012 Wisconsin state title
- Received all-conference, all-region and all-state honors in football
- Recruited by BYU and Wisconsin to play football
- Maintained a GPA above 4.0 and was a member of the National Honor Society

Personal

- Parents are John and Kris Worthington
- Has one brother and two sisters
- Also recruited by Butler, Princeton, Penn, Davidson, Yale, DePaul, Lehigh, Bucknell, Utah State and Saint Louis

2014-15 SEASON HIGHS

PTS	12 vs. SVU – 11/19/14
1st H	8 vs. SVU – 11/19/14
2nd H	4, twice, last at Utah State – 12/2/14
REB	6 at Utah State – 12/2/14
AST	1, 4 times, last vs. LMU – 1/10/15
STL	2 vs. SVU – 11/19/14
BLK	1 vs. UMass – 12/23/14
FGM	6 vs. SVU – 11/19/14
FGA	7, twice, last vs. SVU – 11/19/14
3PM	—
3PA	—
FTM	3, twice, last vs. Stanford – 12/20/14
FTA	4, twice, last vs. Stanford – 12/20/14

CAREER HIGHS

PTS	12 vs. Southern Virginia – 11/19/14
1st H	8 vs. Southern Virginia – 11/19/14
2nd H	4, twice, last at Utah State – 12/2/14
REB	6 at Utah State – 12/2/14
AST	1, 8 times, last vs. LMU – 1/10/15
STL	2 vs. Southern Virginia – 11/19/14
BLK	1, 3 times, last vs. UMass – 12/23/14
FGM	6 vs. Southern Virginia – 11/19/14
FGA	7, twice, last vs. SVU – 11/19/14
3PM	—
3PA	—
FTM	3, 3 times, last vs. Stanford – 12/20/14
FTA	4, 3 times, last vs. Stanford – 12/20/14

MISCELLANEOUS

	14-15	Career
Double-Figure Points	1 (1-0)	1 (1-0)
20-plus Points	0 (0-0)	0 (0-0)
Double-Figure Reb	0 (0-0)	0 (0-0)
Double-Doubles	0 (0-0)	0 (0-0)
3-plus Steals	0 (0-0)	0 (0-0)
3-plus Blocks	0 (0-0)	0 (0-0)
3-plus 3-point FG	0 (0-0)	0 (0-0)
Scoring Leader	0 (0-0)	0 (0-0)
Rebound Leader	0 (0-0)	0 (0-0)
Assist Leader	0 (0-0)	0 (0-0)

2014-15 GAME-BY-GAME

Opponent	Date	GS	Min	FG	FGA	Pct	3FG	FGA	Pct	FT	FTA	Pct	Off	Def	TR	Avg	PF	FO	A	TO	Blk	Stl	Pts	Avg	
Long Beach State	11/14/14	*	13	1	2	.500	0	0	.000	0	0	.000	1	1	2	2.0	2	0	0	1	0	0	2	2.0	
Arkansas-Little Rock	11/18/14	*	16	3	7	.429	0	0	.000	1	2	.500	1	3	4	3.0	2	0	0	0	0	1	7	4.5	
Southern Virginia	11/19/14	*	13	6	7	.857	0	0	.000	0	1	.000	4	0	4	3.3	2	0	0	3	0	2	12	7.0	
vs. San Diego State	11/24/14	*	8	0	1	.000	0	0	.000	0	0	.000	0	1	1	2.8	3	0	0	1	0	0	0	5.3	
vs. Chaminade	11/25/14	*	8	2	3	.667	0	0	.000	0	0	.000	1	0	1	2.4	1	0	0	1	0	0	4	5.0	
vs. Purdue	11/26/14	*	20	0	1	.000	0	0	.000	3	4	.750	1	2	3	2.5	5	1	1	1	0	1	3	4.7	
Eastern Kentucky	11/29/14	*	16	0	0	.000	0	0	.000	1	2	.500	1	1	2	2.4	3	0	0	0	0	1	1	4.1	
at Utah State	12/02/14	*	25	2	6	.333	0	0	.000	0	2	.000	3	3	6	2.9	4	0	0	0	0	0	4	4.1	
vs. Hawai'i	12/06/14	*	12	0	1	.000	0	0	.000	0	0	.000	0	1	1	2.7	3	0	0	0	0	0	0	3.7	
Utah	12/10/14	*	12	0	1	.000	0	0	.000	2	2	1.000	1	1	2	2.6	2	0	1	1	0	1	2	3.5	
vs. San Diego State	12/13/14	*	18	0	2	.000	0	0	.000	2	2	1.000	0	1	1	2.5	4	0	0	1	0	1	2	3.4	
Stanford	12/20/14	*	23	1	1	1.000	0	0	.000	3	4	.750	1	1	2	2.4	3	0	0	1	0	0	5	3.5	
UMass	12/23/14	*	24	1	3	.333	0	0	.000	0	0	.000	1	1	2	2.4	2	0	1	1	1	0	2	3.4	
Gonzaga	12/27/14	*	15	0	1	.000	0	0	.000	2	2	1.000	1	1	2	2.4	5	1	0	0	0	1	2	3.3	
Portland	12/29/14	*	20	0	2	.000	0	0	.000	0	0	.000	0	2	2	2.3	3	0	0	0	0	0	0	3.1	
at Santa Clara	01/01/15	*	16	2	3	.667	0	0	.000	0	0	.000	1	2	3	2.4	3	0	0	0	0	0	4	3.1	
at San Francisco	01/03/15	*	13	0	0	.000	0	0	.000	0	0	.000	0	0	0	2.2	3	0	0	0	0	0	0	2.9	
Pepperdine	01/08/15	*	17	0	0	.000	0	0	.000	1	2	.500	1	0	1	2.2	3	0	0	1	0	0	1	2.8	
Loyola Marymount	01/10/15	*	16	0	0	.000	0	0	.000	0	0	.000	1	1	2	2.2	3	0	1	2	0	0	0	2.7	
at Pacific	01/15/15																								
at Saint Mary's	01/17/15																								
at San Diego	01/24/15																								
San Francisco	01/29/15																								
Santa Clara	01/31/15																								
at Pepperdine	02/05/15																								
at Loyola Marymount	02/07/15																								
Saint Mary's	02/12/15																								
Pacific	02/14/15																								
San Diego	02/19/15																								
at Portland	02/26/15																								
at Gonzaga	02/28/15																								
Totals			18	305	18	41	.439	0	0	.000	15	23	.652	19	22	41	2.2	56	2	4	14	1	8	51	2.7

CAREER STATISTICS (ALL GAMES)

Year	GP	GS	Min	Avg	FG	FGA	Pct	3FG	FGA	Pct	FT	FTA	Pct	Off	Def	TR	Avg	PF	FO	A	TO	Blk	Stl	Pts	Avg
2013-14	31	3	251	8.1	12	26	.462	0	0	.000	8	20	.400	13	16	29	0.9	56	2	4	14	2	4	32	1.0
2014-15	19	18	305	16.1	18	41	.439	0	0	.000	15	23	.652	19	22	41	2.2	56	2	4	14	1	8	51	2.7
TOTAL	50	21	556	11.1	30	67	.448	0	0	.000	23	43	.535	32	38	70	1.4	112	4	8	28	3	12	83	1.7

CAREER STATISTICS (CONFERENCE GAMES)

Year	GP	GS	Min	Avg	FG	FGA	Pct	3FG	FGA	Pct	FT	FTA	Pct	Off	Def	TR	Avg	PF	FO	A	TO	Blk	Stl	Pts	Avg
2013-14	16	2	147	9.2	5	10	.500	0	0	.000	7	12	.583	11	8	19	1.2	33	2	2	7	2	4	17	1.1
2014-15	6	6	97	16.2	2	6	.333	0	0	.000	3	4	.750	4	6	10	1.7	20	1	1	3	0	1	7	1.2
TOTAL	22	8	244	11.1	7	16	.438	0	0	.000	10	16	.625	15	14	29	1.3	53	3	3	10	2	5	24	1.1

#44 • CORBIN KAUFUSI
6-10 • 245 • FR • CENTER



PROVO, UTAH
TIMPVIEW HS

2014-15 SEASON — PPG: 3.3 RPG: 3.4 APG: 0.1 SPG: 0.3 BPG: 0.6 FG%: .531 3FG%: .000 FT%: .556

Last Time Out

- Totaled 4 rebounds and 1 block against LMU

In 2014-15 • Freshman

- Had 5 points and 4 boards vs. UALR
- Tied his season-high with 5 points, 4 rebounds and 1 assist vs. SVU
- Had career-bests of 8 points, 6 rebounds and 2 blocks vs. Chaminade
- Had 4 points, 4 boards and 1 steal vs. Hawai'i
- Had 6 points on 2 of 2 shooting from the field and 2 of 2 from the free throw line and added 1 block and 2 steals against UMass
- Totaled 5 points and 3 rebounds at San Francisco

- Parents are Steve (an assistant coach on the BYU football team) and Michelle and has four siblings
- Brother Bronson plays football at BYU and played basketball for the Cougars in 2012-13
- Served a two-year mission for The Church of Jesus Christ of Latter-day Saints in South Korea
- An Eagle Scout

Before BYU

- Coached by Perry Wildeboer at Timpview High School
- As a junior averaged 11.6 points while helping Timpview to a record of 19-6
- As a sophomore helped Timpview win the 4A state title and finish with a record of 19-7
- Played in the 2011 All-Valley Basketball All-Star Classic
- Played football and helped Timpview win state titles in 2008 and 2009
- Second-team all-state in football in 2011
- A member of the National Honors Society and a four-year academic honoree
- Also recruited by Stanford to play football

Personal

2014-15 SEASON HIGHS

PTS	8 vs. Chaminade – 11/25/14
1st H	3, twice, last vs. SDSU – 11/24/14
2nd H	8 vs. Chaminade – 11/25/14
REB	6, twice, last at Santa Clara – 1/1/15
AST	1, twice, last vs. Portland – 12/29/14
STL	2 vs. UMass – 12/23/14
BLK	2, twice, last at Santa Clara – 1/1/15
FGM	2, 5 times, last vs. Gonzaga – 12/27/14
FGA	4 vs. Chaminade – 11/25/14
3PM	—
3PA	—
FTM	5 vs. SVU – 11/19/14
FTA	9 vs. SVU – 11/19/14

MISCELLANEOUS

	14-15	Career
Double-Figure Points	0 (0-0)	same
20-plus Points	0 (0-0)	same
Double-Figure Reb	0 (0-0)	same
Double-Doubles	0 (0-0)	same
3-plus Steals	0 (0-0)	same
3-plus Blocks	0 (0-0)	same
3-plus 3-point FG	0 (0-0)	same
Scoring Leader	0 (0-0)	same
Rebound Leader	0 (0-0)	same
Assist Leader	0 (0-0)	same

2014-15 GAME-BY-GAME

Opponent	Date	GS	Min	FG	FGA	Pct	3FG	FGA	Pct	FT	FTA	Pct	Off	Def	TR	Avg	PF	FO	A	TO	Blk	Stl	Pts	Avg	
Long Beach State	11/14/14		6	0	1	.000	0	0	.000	0	0	.000	1	0	1	1.0	3	0	0	1	0	0	0	0.0	
Arkansas-Little Rock	11/18/14		12	2	4	.500	0	0	.000	1	3	.333	3	1	4	2.5	2	0	0	1	0	0	5	2.5	
Southern Virginia	11/19/14		10	0	0	.000	0	0	.000	5	9	.556	0	4	4	3.0	1	0	1	2	0	0	5	3.3	
vs. San Diego State	11/24/14		15	1	3	.333	0	0	.000	1	4	.250	2	2	4	3.3	4	0	0	0	1	0	3	3.3	
vs. Chaminade	11/25/14		12	2	4	.500	0	0	.000	4	5	.800	4	2	6	3.8	2	0	0	3	2	0	8	4.2	
vs. Purdue	11/26/14		9	1	2	.500	0	0	.000	0	2	.000	1	3	4	3.8	4	0	0	0	1	0	2	3.8	
Eastern Kentucky	11/29/14																								
DNP																									
at Utah State	12/02/14		1	0	0	.000	0	0	.000	0	0	.000	0	0	0	3.3	0	0	0	0	0	0	0	3.3	
vs. Hawai'i	12/06/14		16	1	1	1.000	0	0	.000	2	2	1.000	2	2	4	3.4	3	0	0	2	0	1	4	3.4	
Utah	12/10/14		18	1	3	.333	0	0	.000	0	0	.000	1	0	1	3.1	3	0	0	0	0	1	2	3.2	
at Weber State	12/13/14		14	2	3	.667	0	0	.000	2	2	1.000	2	2	4	3.2	4	0	0	4	0	1	6	3.5	
Stanford	12/20/14		8	0	0	.000	0	0	.000	0	0	.000	0	2	2	3.1	2	0	0	0	1	0	0	3.2	
UMass	12/23/14		21	2	2	1.000	0	0	.000	2	2	1.000	1	0	1	2.9	3	0	0	0	1	2	6	3.4	
Gonzaga	12/27/14		22	2	3	.667	0	0	.000	1	2	.500	3	2	5	3.1	4	0	0	1	0	0	5	3.5	
Portland	12/29/14		18	1	1	1.000	0	0	.000	0	1	.000	2	3	5	3.2	4	0	1	0	0	0	2	3.4	
at Santa Clara	01/01/15		14	0	0	.000	0	0	.000	4	6	.667	1	5	6	3.4	5	1	0	1	2	1	4	3.5	
at San Francisco	01/03/15		15	1	1	1.000	0	0	.000	3	5	.600	3	0	3	3.4	3	0	0	0	0	0	5	3.6	
Pepperdine	01/08/15		18	1	1	1.000	0	0	.000	0	0	.000	2	2	4	3.4	4	0	0	0	1	0	2	3.5	
Loyola Marymount	01/10/15		21	0	3	.000	0	0	.000	0	2	.000	2	2	4	3.4	3	0	0	2	1	0	0	3.3	
at Pacific	01/15/15																								
at Saint Mary's	01/17/15																								
at San Diego	01/24/15																								
San Francisco	01/29/15																								
Santa Clara	01/31/15																								
at Pepperdine	02/05/15																								
at Loyola Marymount	02/07/15																								
Saint Mary's	02/12/15																								
Pacific	02/14/15																								
San Diego	02/19/15																								
at Portland	02/26/15																								
at Gonzaga	02/28/15																								
Totals			0	250	17	32	.531	0	0	.000	25	45	.556	30	32	62	3.4	54	1	2	17	10	6	59	3.3

CAREER STATISTICS (ALL GAMES)

Year	GP	GS	Min	Avg	FG	FGA	Pct	3FG	FGA	Pct	FT	FTA	Pct	Off	Def	TR	Avg	PF	FO	A	TO	Blk	Stl	Pts	Avg
2014-15	18	0	250	13.9	17	32	.531	0	0	.000	25	45	.556	30	32	62	3.4	54	1	2	17	10	6	59	3.3
TOTAL	18	0	250	13.9	17	32	.531	0	0	.000	25	45	.556	30	32	62	3.4	54	1	2	17	10	6	59	3.3

CAREER STATISTICS (CONFERENCE GAMES)

Year	GP	GS	Min	Avg	FG	FGA	Pct	3FG	FGA	Pct	FT	FTA	Pct	Off	Def	TR	Avg	PF	FO	A	TO	Blk	Stl	Pts	Avg
2014-15	6	0	108	18.0	5	9	.556	0	0	.000	8	16	.500	13	14	27	4.5	23	1	1	4	4	1	18	3.0
TOTAL	6	0	108	18.0	5	9	.556	0	0	.000	8	16	.500	13	14	27	4.5	23	1	1	4	4	1	18	3.0

5 players scored in double figures

1/3/15 at San Francisco, Haws 22, Fischer 20, Winder 17, Collinsworth 12, Toolson 11

6 players scored in double figures

1/19/14 vs. SVU, Toolson 15, Neilson 13, Haws 13, Fischer 10, Winder 10, Nixon 10

No players scored in double figures

2/21/05 at Air Force, 39-70 L

One player recorded a double-double

1/10/15 vs. LMU
Kyle Collinsworth, 13 points, 10 rebounds

Two players recorded a double-double

3/10/14 vs. San Francisco
Kyle Collinsworth, 18 points, 12 rebounds
Eric Mika, 11 points, 10 rebounds

One player recorded a triple-double

1/3/15 at San Francisco
Kyle Collinsworth, 12 points, 12 rebounds, 10 assists

Two double-digit rebounders

3/10/14 vs. San Francisco
Collinsworth and Mika - 12 and 10 rebounds

Six players had 5 or more rebounds

1/1/11 vs. Fresno Pacific, C. Collinsworth-8, Rogers-5, Emery-5, Hartsock-5, Abouo-5, Davies-5

Five players had 6 or more rebounds

11/20/10 vs. Chicago State, Abouo-8, K. Collinsworth-7, Rogers-7, Anderson-6, C. Collinsworth-6, Davies-6

Four players had 9 or more rebounds

12/30/06 vs. Seton Hall, Cumard-12, Plaisted-9, Young-9, Ainge-9

Two players fouled out

11/26/14 vs. Purdue
Nate Austin, Luke Worthington

Three or more players fouled out

1/3/09 vs. Wake Forest
Chris Miles, Gavin MacGregor, Charles Abouo

A BYU player received a technical foul

12/2/14 at Utah State, Tyler Haws

An opponent player received a technical foul

12/2/14 at Utah State, Jojo McGlaston

BYU coach received a technical foul

11/26/13 vs. Wichita State, Dave Rose

An opponent coach received a technical foul

11/18/14 vs. Arkansas-Little Rock

A BYU player ejected from a game

12/14/13 at Utah, Eric Mika (flagrant 2 foul)

An opponent player ejected from a game

2/1/14 vs. Saint Mary's, Garrett Jackson (flagrant 2 foul)

A coach ejected from the game

11/30/05 vs. Lamar (at Delta Center)
Lamar coach Billy Tubbs (2 technical fouls)

AT LEAST two players scored 20+ points

1/3/15 at San Francisco, Haws 22, Fischer 20

Three players scored 20+ points

12/29/14 vs. Portland, Haws 24, Winder 22, Collinsworth 21

Four players scored 20+ points

1/13/79 vs. New Mexico, D. Ainge-27, Scott Runia-25, Devin Durrant-20, Alan Taylor-20

Two players scored 25+ points

3/18/10 vs. Florida-NCAA 1st Round
Jimmer Fredette 37, Michael Loyd, Jr. 26

A player scored 30+ points

12/6/14 vs. Hawai'i, Tyler Haws 30

A player scored 40+ points

1/23/14 at Portland, Tyler Haws 48

A player attempted 20 or more field goals

1/8/14 vs. Pepperdine, Tyler Haws 22

A player with 5 or more steals

11/26/14 vs. Purdue, Kyle Collinsworth 6

A player had double-digit assists

1/3/15 at San Francisco, Kyle Collinsworth 10

A player made double-digit free throws

12/6/14 vs. Hawai'i, Tyler Haws (10-10)

A player shot 100% at the free throw line (min. 8 atts)

12/27/14 vs. Gonzaga, Tyler Haws (9-9)

A player shot 100% from the floor (min. 5 atts)

1/7/12 vs. San Francisco, Brock Zylstra (8-8)

A player shot 100% on threes (min. 3 atts)

12/11/13 vs. Prairie View A&M, Anson Winder (3-3)

Did not make a three

3/8/14 vs. Loyola Marymount (0-12)

Last time opponent did not make a three

2/2/08 at Wyoming (0-15)

BYU had six or fewer turnovers

12/2/14 at Utah State, 6

BYU committed 25-plus turnovers

12/15/07 vs. Pepperdine, 86-67 W (29)

BYU committed 11 or less team fouls in a game

1/21/12 at Pepperdine, 11

BYU scored 90 points

1/3/15 at San Francisco, 99

BYU scored 100 points

11/25/14 vs. Chaminade, 121

BYU scored 110 points

11/25/14 vs. Chaminade, 121

BYU scored less than 50 points in a game

1/15/08 at UNLV 41-70 L

Held opponent to less than 50 points in a game

11/19/14 vs. SVU 101-48 W

BYU scored less than 40 points in a game

2/21/05 at Air Force 39-70 L

Held opponent to less than 40 points in a game

11/23/10 vs. Mississippi Valley State 83-36 W

Shot 60% from the field

1/3/15 at San Francisco (.600) 33-55

Opponent shot 60% from the field

12/22/05 at Utah State (.600) 36-60

Shot 70% from the field in a half

1/3/15 at San Francisco (.741) 20-27

Did not miss a 2-point FG attempt in a half

2/23/04 vs. Air Force, 13-13 inside the arc, (14-17, .824 overall)

Shot less than 30% from the field

2/21/05 at Air Force, (.280), 14-50

Shot 100% from the free throw line

11/26/11 vs. Wisconsin (11-11)

Shot 90% from the free throw line (at least 10 attempts)

3/19/13 vs. Washington, (.913), 21-23

Shot less than 50% from the free throw line

2/8/14 vs. San Francisco, (.483), 14-29

Shot 60% on 3-pointers

12/13/14 at Weber State (.632), 12-19

Shot 70% on 3-pointers

12/11/13 vs. Prairie View A&M (.714), 10-14

Opponent scored less than 20 points in the 1st half

12/10/11 at Utah, 17 (25-17, 61-42 W)

Opponent scored less than 20 points in the 2nd half

11/10/13 vs. Pepperdine, 16 (46-16, 76-51 W)

BYU scored less than 20 points in the 1st half

2/21/05 at Air Force, 13 (BYU trailed 13-37)

BYU scored less than 20 points in the 2nd half

1/15/00 vs. Utah, 19

Opponent scored 50 or more points in a half

12/29/14 vs. Portland, 51 (2nd half)

BYU scored 50 or more points in the first half

1/3/15 at San Francisco, 57

BYU scored 50 or more points in the second half

12/29/14 vs. Portland, 54

BYU scored 60 or more points in the first half

11/25/14 vs. Chaminade, 66

BYU scored 60 or more points in the second half

12/2/14 at Utah State, 60

Won by 60 or more points (largest margin ever)

12/22/06 vs. W. Oregon (62) 102-40

Won by 50 or more points

11/19/14 vs. SVU (53) 101-48

Won by 40 or more points

11/19/14 vs. SVU (53) 101-48

Won by 30 or more points

1/3/15 at San Francisco (31) 99-68

Won by 25 or more points

1/1/15 at Santa Clara (35) 81-46

Lost by 35-plus points

11/22/04 vs. North Carolina (36) 86-50

Lost by 30-plus points

2/21/05 at Air Force (31) 39-70

Lost by 25-plus points

1/15/08 at UNLV (29) 70-41

Played an overtime game

12/23/14 vs. UMass, 77-71 W (OT)

Won in single overtime

12/23/14 vs. UMass, 77-71 W (OT)

Lost in overtime

11/26/14 vs. Purdue, 85-87 L (OT)

Played a double OT game

11/24/14 vs. San Diego State, 87-92 L (2OT)

Played a triple OT game

1/23/14 at Portland, 114-110 L (3OT)

Won 15-straight games

2009-10 (15)

Won 10-straight games

2010-11 (10)

Lost 3-straight games

2013-14 @ Oregon, @ LMU, @ Pepperdine

Lost 4-straight games

2013-14 @ Utah, @ Oregon, @ LMU, @ Pepperdine

Lost 5-straight games

2004-05 @ UNM, @ AFA, @ Utah, UNLV, vs. UNM (at MWC)

Lost 9-straight games

1997-98

Lost 10-straight games

1996-97 (21) - school record

Played an NCAA tournament game

3/20/14 vs. Oregon-NCAA 2nd Round, 68-87

Won an NCAA Tournament game

3/13/12 vs. Iona-NCAA 1st Round, 78-72

Won two NCAA Tournament games

1980-81 Princeton 60-51, UCLA 78-55, Notre Dame 51-50, then lost to Virginia 60-74
Wofford 74-66, Gonzaga 89-67

Won three NCAA Tournament games

1980-81 Princeton 60-51, UCLA 78-55, Notre Dame 51-50, then lost to Virginia 60-74

Played in the NIT

4/2/13 vs. Baylor, 76-70 L

Won an NIT game

3/27/13 at Southern Miss 79-62 W

Won two NIT games

2012-13 Washington, 90-79, Mercer 90-79, Southern Miss 79-62

Won three NIT games

2012-13 Advanced to NIT semifinals
1965-66 NIT CHAMPIONS
1950-51 NIT CHAMPIONS

Won a conference tournament

2000-01

Won a regular season conference title

2010-11

Won a conference regular season outright

2007-08

Defeated a ranked team

2/20/14 vs. Gonzaga (25/22), 73-65

Defeated a ranked team at home

2/20/14 vs. Gonzaga (25/22), 73-65

Defeated a ranked team on the road

2/26/11 at SDSU (6/4), 80-67

Was ranked in the top 25 AP Poll

3/14/11 Ranked 10th

Was ranked in the top 25 Coaches Poll

3/29/11 Ranked 13th

Finished season ranked in the top 25 polls

2010-11 10th (AP), 13th (Coaches)

Official Basketball Box Score -- Game Totals -- Final Statistics
Long Beach State vs BYU
11/14/14 5:05 pm at Provo, Utah, Marriott Center

Long Beach State 90 • 0-1

#	Player	Total			3-Ptr			Rebounds			PF	TP	A	TO	Blk	Stl	Min
		FG-FGA	FT-FTA	FT-FTA	FG-FGA	FT-FTA	Off	Def	Off	Def							
05	Caffey, Mike	* 10-16	4-5	2-3	3	2	5	3	26	6	7	0	5	33			
11	Samuels, David	* 4-7	0-0	0-0	2	1	3	2	8	0	2	1	0	18			
14	Jones, Branford	* 2-5	0-1	0-0	0	3	3	4	2	2	0	1	1	25			
31	LaSalle, McKay	* 5-8	5-8	1-2	0	1	1	2	16	1	0	0	1	32			
35	Williams, Jack	* 4-7	2-4	0-0	1	1	2	3	10	1	1	0	1	20			
04	Yussuf, Temidayo	0-1	0-0	4-8	1	2	3	5	4	0	1	1	0	13			
12	McKnight, Eric	2-4	0-0	0-0	1	2	3	3	4	0	1	1	0	19			
13	North, Deontae	5-12	2-4	4-6	1	3	4	3	16	2	3	0	2	30			
21	Bibbins, Justin	1-1	0-0	0-0	0	0	0	1	2	3	1	0	0	10			
	Team				2	3	5										
	Totals	33-61	13-22	11-20	11	18	29	25	90	15	18	3	10	200			

FG % 1st Half: 16-32 50.0% 2nd half: 17-29 58.6% Game: 33-61 54.1% Deadball Rebounds 2
 3FG % 1st Half: 7-12 58.3% 2nd half: 6-10 60.0% Game: 13-22 59.1%
 FT % 1st Half: 8-15 53.3% 2nd half: 3-5 60.0% Game: 11-20 55.0%

BYU 95 • 1-0

#	Player	Total			3-Ptr			Rebounds			PF	TP	A	TO	Blk	Stl	Min
		FG-FGA	FT-FTA	FT-FTA	FG-FGA	FT-FTA	Off	Def	Off	Def							
01	FISCHER, Chase	* 4-9	4-8	5-5	0	3	3	17	5	2	0	1	31				
03	HAWS, Tyler	* 7-13	2-5	5-6	0	3	3	21	1	4	1	3	33				
05	COLLINSWORTH, Kyle	* 3-6	0-1	0-0	1	1	2	3	6	1	5	0	1	13			
33	AUSTIN, Nate	* 1-3	1-1	3-4	3	6	9	2	6	3	1	2	0	26			
41	WORTHINGTON, Luke	* 1-2	0-0	0-0	1	1	2	2	2	0	1	0	0	13			
12	SHARP, Josh	0-0	0-0	0-0	0	0	0	0	0	0	0	0	0	4			
15	TOOLSON, Jake	0-0	0-0	0-0	0	2	2	0	0	0	0	0	0	4			
20	WINDER, Anson	4-7	2-4	2-3	0	6	6	1	12	2	0	0	1	24			
23	HALFORD, Skyler	5-7	2-3	6-6	0	0	0	3	18	7	2	0	0	24			
24	BARTLEY IV, Frank	1-2	0-1	1-2	0	1	1	0	3	7	0	1	0	4			
30	NIXON, Dalton	0-1	0-1	0-0	0	1	1	2	0	0	0	0	0	7			
35	NEILSON, Isaac	2-3	0-0	6-7	1	0	1	0	10	0	0	0	0	11			
44	KAUFUSI, Corbin	0-1	0-0	0-0	1	0	1	3	0	0	1	0	0	6			
	Team				2	0	2										
	Totals	28-54	11-24	28-33	9	24	33	22	95	19	17	3	6	200			

FG % 1st Half: 14-26 53.8% 2nd half: 14-28 50.0% Game: 28-54 51.9% Deadball Rebounds 4
 3FG % 1st Half: 5-12 41.7% 2nd half: 6-12 50.0% Game: 11-24 45.8%
 FT % 1st Half: 13-15 86.7% 2nd half: 15-16 83.3% Game: 28-33 84.8%

Officials: Brady Chelette, Martin Cichocki, Ryan McCarty
 Technical fouls: Long Beach State-None. BYU-None.
 Attendance: 16778

Score by periods	1st	2nd	Total
Long Beach State	47	43	90
BYU	46	49	95

Points	In	Off	2nd	Fast	Bench
LBSU	Paint	T/O	Chance	Break	
BYU	34	15	13	7	26
BYU	24	19	4	9	43

Last FG - LBSU 2nd-00:00, BYU 2nd-00:54.
 Largest lead - LBSU by 5 1st-06:48, BYU by 10 2nd-04:57.
 LBSU led for 05:51, BYU led for 30:38. Game was tied for 03:24.

Score tied - 9 times.
 Lead changed - 10 times.

Official Basketball Box Score -- Game Totals -- Final Statistics
Arkansas-Little Rock vs BYU
11/18/14 7:35 pm at Provo, Utah, Marriott Center

Arkansas-Little Rock 62 • 1-1

#	Player	Total			3-Ptr			Rebounds			PF	TP	A	TO	Blk	Stl	Min
		FG-FGA	FT-FTA	FT-FTA	FG-FGA	FT-FTA	Off	Def	Off	Def							
00	Woods, Roger	* 6-11	2-3	5-7	2	7	9	0	19	0	2	1	1	19			
14	Thomas, J.T.	* 1-7	0-2	0-0	0	0	0	1	2	6	1	0	1	22			
22	Reid, James	* 4-7	2-4	0-0	0	3	3	3	10	0	1	0	0	29			
24	Dillard, Ben	* 0-4	0-3	4-4	0	0	0	2	4	3	2	0	0	23			
33	White, James	* 3-9	0-0	0-0	1	8	9	2	6	0	4	2	0	27			
01	Brown, Andrew	0-0	0-0	0-0	0	0	0	0	0	0	0	0	0	3			
02	Washington, Jerron	1-1	0-0	1-2	0	0	0	1	3	0	1	0	0	3			
03	Hagins, Josh	2-9	1-3	0-0	0	1	1	1	5	1	0	0	0	21			
10	Hill, Maurius	2-4	1-1	1-2	3	1	4	2	6	0	2	0	1	16			
11	Smith, DeVonte	0-2	0-0	0-0	0	1	1	1	0	0	0	0	0	18			
21	Isom, Mareik	1-5	0-2	3-4	1	0	1	2	5	0	1	0	0	13			
55	Leeper, Gus	1-2	0-0	0-0	0	0	0	3	2	0	0	1	0	6			
	Team				2	3	5										
	Totals	21-61	6-18	14-19	9	24	33	19	62	10	14	4	3	200			

FG % 1st Half: 8-31 25.8% 2nd half: 13-30 43.3% Game: 21-61 34.4% Deadball Rebounds 2
 3FG % 1st Half: 2-9 22.2% 2nd half: 4-9 44.4% Game: 4-9 44.4%
 FT % 1st Half: 10-12 83.3% 2nd half: 4-7 57.1% Game: 14-19 73.7%

BYU 91 • 2-0

#	Player	Total			3-Ptr			Rebounds			PF	TP	A	TO	Blk	Stl	Min
		FG-FGA	FT-FTA	FT-FTA	FG-FGA	FT-FTA	Off	Def	Off	Def							
01	FISCHER, Chase	* 7-12	4-7	1-1	0	2	2	1	19	1	2	0	1	28			
03	HAWS, Tyler	* 6-11	1-4	5-6	0	4	4	0	18	5	1	0	2	30			
05	COLLINSWORTH, Kyle	* 2-5	0-0	1-4	3	5	8	3	5	6	4	0	1	17			
33	AUSTIN, Nate	* 4-4	0-0	0-0	2	9	11	2	8	0	0	0	2	30			
41	WORTHINGTON, Luke	* 3-7	0-0	1-2	1	3	4	2	7	0	0	0	1	16			
10	ANDRUS, Ryan	0-0	0-0	0-0	0	0	0	0	0	0	0	0	0	1			
12	SHARP, Josh	1-1	0-0	1-2	1	0	1	3	3	0	0	0	0	5			
15	TOOLSON, Jake	1-1	1-1	0-0	1	2	3	0	3	1	1	0	1	10			
20	WINDER, Anson	4-9	1-4	0-0	0	5	2	9	2	2	0	0	1	18			
23	HALFORD, Skyler	2-6	0-3	0-0	0	0	0	0	4	3	2	0	0	16			
24	BARTLEY IV, Frank	1-1	0-0	0-1	0	1	1	0	2	2	0	0	0	4			
30	NIXON, Dalton	2-3	0-0	0-0	0	0	0	1	4	1	0	0	0	7			
35	NEILSON, Isaac	2-5	0-1	0-1	1	1	2	2	4	1	0	0	0	6			
44	KAUFUSI, Corbin	2-4	0-0	1-3	3	1	4	2	5	0	1	0	0	12			
	Team				1	1	2										
	Totals	37-69	7-20	10-20	13	34	47	18	91	22	11	0	9	200			

FG % 1st Half: 14-30 46.7% 2nd half: 23-39 59.0% Game: 37-69 53.6% Deadball Rebounds 5
 3FG % 1st Half: 2-6 33.3% 2nd half: 5-14 35.7% Game: 7-20 35.0%
 FT % 1st Half: 7-14 50.0% 2nd half: 3-6 50.0% Game: 10-20 50.0%

Officials: Michael Irving, Sam Haddad, Kevin Brill
 Technical fouls: Arkansas-Little Rock-TEAM 2. BYU-None.
 Attendance: 12469

Score by periods	1st	2nd	Total
Arkansas-Little Rock	28	34	62
BYU	37	54	91

Points	In	Off	2nd	Fast	Bench
UALR	Paint	T/O	Chance	Break	
BYU	20	7	13	0	21
BYU	52	24	10	14	34

Last FG - UALR 2nd-00:05, BYU 2nd-00:30.
 Largest lead - UALR by 3 1st-19:37, BYU by 31 2nd-00:30.
 UALR led for 01:31, BYU led for 35:27. Game was tied for 03:02.

Score tied - 5 times.
 Lead changed - 1 time.

Official Basketball Box Score -- Game Totals -- Final Statistics
Southern Virginia vs BYU
11/19/14 7:05 pm at Provo, Utah, Marriott Center

Southern Virginia 48 • 1-1, 0-0

#	Player	Total			3-Ptr			Rebounds			PF	TP	A	TO	Blk	Stl	Min
		FG-FGA	FT-FTA	FT-FTA	FG-FGA	FT-FTA	Off	Def	Off	Def							
01	Preston Eaton	* 2-11	0-3	7-8	2	3	5	2	11	3	1	0	0	24			
04	Wesley Evans	* 1-4	1-3	0-0	0	0	0	3	3	0	0	0	3	20			
21	Kaleio Manuela	* 1-4	0-1	0-0	1	3	4	4	2	0	0	0	0	19			
30	Kevin Walker	* 1-5	0-1	2-0	2	2	2	2	10	0	0	0	2	20			
45																	

Official Basketball Box Score -- Game Totals -- Final Statistics
BYU vs Chaminade
11-25-14 11:30 a.m. at Lahaina Civic Center, Maui, Hawaii

BYU 121 • 4-1

#	Player	Total		3-Ptr		Rebounds			PF	TP	A	TO	Blk	Stl	Min
		FG-FGA	FG-FGA	FT-FTA	Off	Def	Tot								
33	AUSTIN, Nate	f	1-1	0-0	2-2	1	6	7	1	4	3	0	0	0	17
41	WORTHINGTON, Luke	f	2-3	0-0	0-0	1	0	1	1	4	0	1	0	0	8
01	FISCHER, Chase	g	10-14	10-13	0-0	0	0	0	2	30	3	0	0	1	23
03	HAWS, Tyler	g	6-7	1-2	6-6	1	0	1	2	19	3	0	0	0	16
05	COLLINSWORTH, Kyle	g	4-10	0-0	6-7	3	5	8	1	14	6	3	0	21	21
02	ELLIS, Jordan	g	0-0	0-0	0-0	0	2	2	0	0	1	0	0	0	5
10	ANDRUS, Ryan	g	0-0	0-0	0-0	1	1	1	0	0	1	0	0	0	3
12	SHARP, Josh	g	0-0	0-0	1-2	1	1	2	1	0	0	0	0	2	7
15	TOOLSON, Jake	g	3-9	2-5	0-0	0	2	2	0	8	1	0	0	0	7
20	WINDER, Anson	g	7-11	2-3	2-3	1	7	8	3	18	3	2	1	2	24
23	HALFORD, Skyler	g	1-4	1-2	0-0	1	0	1	2	3	4	3	0	2	10
24	BARTLEY IV, Frank	g	0-1	0-1	0-0	0	2	2	0	3	1	0	0	0	11
20	NIXON, Dalton	g	3-5	0-2	1-1	0	3	3	2	7	1	1	0	0	16
35	NEILSON, Isaac	g	2-5	1-1	0-0	0	2	2	2	5	0	0	0	0	15
44	KAUFUSI, Corbin	g	2-4	0-0	4-5	4	2	6	2	8	0	3	2	0	12
	Team					0	1	1							
Totals			41-74	17-29	22-26	15	35	50	23	121	28	15	4	10	200

FG % 1st Half: 23-37 62.2% 2nd half: 18-37 48.6% Game: 41-74 55.4% Deadball Rebounds 0
 3FG % 1st Half: 14-18 77.8% 2nd half: 3-11 27.3% Game: 17-29 58.6%
 FT % 1st Half: 6-8 75.0% 2nd half: 16-18 88.9% Game: 22-26 84.6%

Chaminade 85 • 2-2

#	Player	Total		3-Ptr		Rebounds			PF	TP	A	TO	Blk	Stl	Min
		FG-FGA	FG-FGA	FT-FTA	Off	Def	Tot								
25	Eteuati, Frankie	f	3-8	0-1	2-4	1	4	5	2	8	1	0	2	0	19
05	Bailey, Lee	g	2-6	1-1	5-6	0	4	4	2	10	2	5	0	25	25
14	Kuany, Kuany	g	5-13	1-3	3-4	1	3	4	3	14	2	2	1	0	29
23	Hu, Kevin	g	2-5	1-2	3-5	0	0	0	4	8	0	2	0	1	14
33	Shastri, Kiran	g	4-11	3-10	5-6	0	2	2	1	16	1	2	1	2	26
01	Boyd, De'Von	g	1-3	0-1	2-2	0	0	0	0	4	0	0	1	0	6
02	Pu ulei-Auld, Kahanu	g	2-5	0-1	0-0	1	1	2	2	4	1	1	0	2	11
03	Harper, James	g	2-6	1-1	1-3	2	2	4	1	6	1	1	0	0	15
10	Mathew, AJ	g	0-1	0-0	0-0	0	0	0	0	0	1	0	0	1	8
11	Ware, David	g	0-0	0-0	0-0	1	1	2	3	15	1	1	0	1	18
12	Rosen, Arnu	g	0-0	0-0	0-0	0	1	1	2	0	0	0	0	0	4
15	Sakazaki, Michael	g	0-2	0-0	0-0	0	1	1	1	0	0	0	0	0	4
22	Louder, Michael	g	0-2	0-0	0-0	2	0	2	3	0	0	1	1	0	5
24	Pedroso, Oscar	g	0-3	0-2	0-0	0	0	0	0	0	0	0	0	0	16
	Team					8	3	11							
Totals			27-72	10-25	21-30	16	22	38	24	85	10	15	6	10	200

FG % 1st Half: 14-36 38.9% 2nd half: 13-36 36.1% Game: 27-72 37.5% Deadball Rebounds 3
 3FG % 1st Half: 7-13 53.8% 2nd half: 3-11 27.3% Game: 10-25 40.0%
 FT % 1st Half: 8-16 50.0% 2nd half: 13-14 92.9% Game: 21-30 70.0%

Officials: Dick Cartnell, Wally Rutecki, Sean Hull
 Technical fouls: BYU-None. Chaminade-None.
 Attendance: 2400
 Chase Fischer's 10 3 pointers ties EA Sports Maui Invitational record, tying Notre Dame's Kyle McAlmarney (2008) and Chaminade's Christophe Varidel (2013)
 Fischer's 10 3 pointers also breaks BYU school record of 9 (Dimmer Fredette)

Score by periods	1st	2nd	Total
BYU	66	55	121
Chaminade	43	42	85

Official Basketball Box Score -- Game Totals -- Final Statistics
PURDUE vs BYU
11-26-14 12 p.m. at Lahaina Civic Center, Maui, Hawaii

PURDUE 87 • 5-1

#	Player	Total		3-Ptr		Rebounds			PF	TP	A	TO	Blk	Stl	Min
		FG-FGA	FG-FGA	FT-FTA	Off	Def	Tot								
12	Edwards, Vince	f	7-9	3-5	8-9	3	6	9	3	25	2	2	0	0	41
20	Hammons, A.J.	c	5-10	0-1	2-4	2	2	4	4	12	1	3	4	0	20
00	Octeus, Jon	g	4-10	0-2	0-0	2	2	4	4	8	3	2	2	1	34
21	Stevens, Kendall	g	1-9	1-5	1-2	1	4	5	1	4	1	2	1	1	32
35	Davis, Raphael	g	4-10	0-1	10-11	0	4	4	3	18	1	4	0	2	35
01	Scott, Bryson	g	0-1	0-0	2-2	0	0	0	0	2	2	0	0	1	6
03	Thompson, P.J.	g	1-3	1-2	1-2	0	1	1	1	4	1	1	0	1	16
05	Smotherman, Basil	g	0-0	0-0	0-0	0	0	0	0	0	2	0	0	0	8
31	Mathias, Dakota	g	1-2	0-1	0-0	0	2	2	3	2	1	0	0	0	11
44	Haas, Isaac	g	4-5	0-0	4-6	1	1	2	4	12	0	2	1	0	22
	Team					3	4	7							
Totals			27-59	5-17	28-36	12	26	38	23	87	14	17	8	6	225

FG % 1st Half: 14-28 50.0% 2nd half: 10-24 41.7% OT: 3-7 42.9% Game: 27-59 45.8% Deadball Rebounds 4
 3FG % 1st Half: 3-7 42.9% 2nd half: 2-9 22.2% OT: 0-1 0.0% Game: 5-17 29.4%
 FT % 1st Half: 9-10 90.0% 2nd half: 19-26 73.1% OT: 0-0 0.0% Game: 28-36 77.8%

BYU 85 • 4-2

#	Player	Total		3-Ptr		Rebounds			PF	TP	A	TO	Blk	Stl	Min
		FG-FGA	FG-FGA	FT-FTA	Off	Def	Tot								
33	AUSTIN, Nate	f	2-2	0-0	3-4	3	3	6	5	7	1	0	0	1	23
41	WORTHINGTON, Luke	f	0-1	0-0	3-4	1	2	3	5	3	1	1	0	1	20
01	FISCHER, Chase	g	2-11	2-11	1-2	0	3	3	1	7	2	3	0	1	38
03	HAWS, Tyler	g	9-19	1-3	13-14	0	5	5	0	32	2	2	3	0	40-
05	COLLINSWORTH, Kyle	g	3-10	0-1	3-4	1	3	4	4	9	8	4	1	6	40
20	WINDER, Anson	g	7-9	3-3	1-2	0	1	1	3	18	0	0	0	0	34
23	HALFORD, Skyler	g	0-1	0-1	0-0	0	0	0	0	1	0	1	0	0	2
24	BARTLEY IV, Frank	g	0-0	0-0	0-0	0	0	0	0	0	0	0	0	0	0+
30	NIXON, Dalton	g	1-2	1-1	0-0	1	0	1	3	3	0	0	0	0	6
35	NEILSON, Isaac	g	2-5	0-1	0-0	1	2	3	4	4	0	0	2	0	13
44	KAUFUSI, Corbin	g	1-2	0-0	0-2	1	3	4	4	2	0	0	1	0	9
	Team					3	0	3							
Totals			27-62	7-21	24-32	11	22	33	30	85	14	11	7	9	225

FG % 1st Half: 11-29 37.9% 2nd half: 15-28 53.6% OT: 1-5 20.0% Game: 27-62 43.5% Deadball Rebounds 5
 3FG % 1st Half: 3-10 30.0% 2nd half: 4-10 40.0% OT: 0-1 0.0% Game: 7-21 33.3%
 FT % 1st Half: 10-16 62.5% 2nd half: 12-14 85.7% OT: 2-2 100.0% Game: 24-32 75.0%

Officials: Dick Cartnell, Wally Rutecki, Ryan Wells
 Technical fouls: PURDUE-None. BYU-None.
 Attendance: 2400

Score by periods	1st	2nd	OT	Total
PURDUE	40	41	6	87
BYU	35	46	4	85

Official Basketball Box Score -- Game Totals -- Final Statistics
Eastern Kentucky vs BYU
11/29/14 7:35 pm at Provo, Utah, Marriott Center

Eastern Kentucky 76 • 4-1, 0-0

#	Player	Total		3-Ptr		Rebounds			PF	TP	A	TO	Blk	Stl	Min
		FG-FGA	FG-FGA	FT-FTA	Off	Def	Tot								
02	WALDEN, Corey	*	3-9	0-4	9-10	2	0	2	4	15	7	5	0	2	36
05	McGLONE, Isaac	*	1-2	1-2	0-0	0	1	1	4	3	2	1	0	1	24
22	KNIPP, Timmy	*	4-6	2-4	0-0	1	4	5	0	10	1	2	1	1	27
32	POWELL, Ja'Mill	*	7-13	3-5	6-9	1	2	3	4	23	0	2	0	1	28
42	STUTZ, Eric	*	4-5	0-0	2-2	0	1	1	3	10	1	3	0	1	25
03	RICHARDSON, Denzel	g	1-4	0-1	0-0	1	2	3	0	2	0	2	0	0	17
04	MATTHEWS, Tommy	g	0-0	0-0	0-0	0	0	0	0	0	0	0	0	0	1
11	BABB-HARRISON, Jayle	g	2-5	1-3	0-0	0	2	2	5	1	2	0	0	0	14
13	NORL, Daniel	g	0-0	0-0	0-0	0	0	0	0	1	0	0	0	0	5
23	HOOD, Jonathan	g	1-4	1-4	0-0	0	0	0	0	3	0	0	0	0	11
33	MUFF, Deverin	g	1-1	1-1	2-2	0	2	2	2	5	0	0	3	2	12
	Team					0	2	2							
Totals			24-49	9-24	19-23	5	16	21	20						

Official Basketball Box Score -- Game Totals -- Final Statistics
Hawaii vs BYU
12/06/14 4:05 pm at Salt Lake City, EnergySolutions Arena

Hawaii 70 • 7-3, 0-0

#	Player	Total		3-Ptr		Rebounds			PF	TP	A	TO	Blk	Stl	Min	
		FG	FGA	FG	FGA	FT	FTA	Off								Def
01	Nevels, Garrett	4	11	2	6	2	2	0	3	3	2	12	1	1	0	29
05	Bobbitt, Roderick	5	12	0	3	5	7	2	2	4	4	15	7	4	0	33
11	Smith, Quincy	1	5	0	0	2	2	1	2	3	1	4	1	1	0	26
23	Valdes, Aaron	8	14	2	2	6	8	3	4	7	4	24	2	2	0	33
25	Thomas, Mike	4	9	0	0	0	2	3	5	4	8	1	0	1	4	26
00	Fleming, Isaac	3	10	1	4	0	0	2	2	1	7	3	3	0	1	24
02	Filipovich, Niko	0	1	0	1	0	0	1	1	1	0	0	0	0	4	
03	Jawato, Brandon	0	2	0	2	0	0	0	0	1	0	0	0	0	7	
15	Jovanovic, Stefan	0	2	0	0	1	0	2	2	2	0	1	1	1	18	
	Team					1	2	3								
	Totals	25	66	5	18	15	20	9	21	30	20	70	16	12	2	13

FG % 1st Half: 12-32 37.5% 2nd half: 13-34 38.2% Game: 25-66 37.9% Deadball Rebounds 1
 3FG % 1st Half: 4-10 40.0% 2nd half: 1-8 12.5% Game: 5-18 27.8%
 FT % 1st Half: 2-4 50.0% 2nd half: 13-16 81.3% Game: 15-20 75.0%

BYU 90 • 7-2, 0-0

#	Player	Total		3-Ptr		Rebounds			PF	TP	A	TO	Blk	Stl	Min		
		FG	FGA	FG	FGA	FT	FTA	Off								Def	Tot
01	FISCHER, Chase	6	11	4	9	4	5	1	4	5	2	20	5	3	0	32	
03	HAWS, Tyler	9	17	2	5	10	10	2	5	7	2	30	1	1	0	34	
05	COLLINSWORTH, Kyle	8	14	1	2	2	4	2	10	12	1	19	10	6	2	1	35
33	AUSTIN, Nate	0	0	0	0	0	4	4	1	0	0	0	0	0	0	10	
41	WORTHINGTON, Luke	0	1	0	0	0	1	1	3	0	0	0	0	0	0	12	
02	ELLIS, Jordan	0	0	0	0	0	0	0	0	0	0	1	1	0	0	1	
10	ANDRUS, Ryan	0	1	0	0	0	1	0	1	0	0	0	0	0	0	1	
12	SHARP, Josh	1	1	0	0	0	0	0	0	0	0	2	0	0	0	2	
15	TOOLSON, Jake	0	0	0	0	1	1	2	0	0	0	0	0	0	0	7	
20	WINDER, Anson	4	10	2	6	1	4	5	3	11	6	2	1	2	31		
23	HALFORD, Skyler	0	2	0	1	2	2	2	3	2	0	1	0	0	10		
24	BARTLEY IV, Frank	0	1	0	1	2	0	1	1	1	2	0	1	0	0	6	
30	NIXON, Dalton	0	1	0	0	0	1	1	1	0	0	0	0	0	0	2	
35	NEILSON, Isaac	0	0	0	0	2	2	0	0	0	0	2	0	0	0	1	
44	KAUFUSI, Corbin	1	1	0	0	2	2	4	3	4	0	2	0	0	1	16	
	Team					1	1	2									
	Totals	29	60	9	24	23	27	13	36	49	21	90	23	19	3	8	

FG % 1st Half: 14-34 41.2% 2nd half: 15-26 57.7% Game: 29-60 48.3% Deadball Rebounds 1
 3FG % 1st Half: 4-14 28.6% 2nd half: 5-10 50.0% Game: 9-24 37.5%
 FT % 1st Half: 5-6 83.3% 2nd half: 18-21 85.7% Game: 23-27 85.2%

Officials: Frank Harvey, Nate Harris, Scott Brown
 Technical fouls: Hawaii-None. BYU-None.
 Attendance: 13623

Score by periods	1st	2nd	Total
Hawaii	30	40	70
BYU	37	53	90

Last FG - UH 2nd-00:26, BYU 2nd-00:21.
 Largest lead - UH by 9 1st-06:23, BYU by 24 2nd-01:44.
 UH led for 10:24. BYU led for 27:30. Game was tied for 02:00.

Score tied - 3 times.
 Lead changed - 5 times.

Official Basketball Box Score -- Game Totals -- Final Statistics
Utah vs BYU
12/10/14 7:05 pm at Provo, Utah, Marriott Center

Utah 65 • 7-1, 0-0

#	Player	Total		3-Ptr		Rebounds			PF	TP	A	TO	Blk	Stl	Min	
		FG	FGA	FG	FGA	FT	FTA	Off								Def
11	TAYLOR, Brandon	1	7	1	6	0	2	0	2	2	1	3	2	1	0	1
20	REYES, Chris	2	2	0	0	0	0	1	1	0	4	0	0	1	0	13
25	OGBE, Kenneth	2	5	0	0	3	3	1	3	4	1	7	1	1	0	0
42	POELTL, Jakob	3	5	0	0	0	3	1	6	7	1	6	0	4	2	0
55	WRIGHT, Delon	6	10	0	3	6	7	2	9	11	1	18	3	4	2	2
00	CHAPMAN, Brekkott	3	5	0	0	2	2	2	4	4	4	8	0	0	0	2
01	WRIGHT, Isaiah	1	2	0	1	0	0	0	0	0	1	2	1	1	0	0
14	TUCKER, Dakarai	1	6	1	4	2	4	0	6	6	1	5	1	2	1	0
31	BACHYNSKI, Dallin	0	1	0	0	5	1	2	1	5	0	1	0	1	0	0
35	KUZMA, Kyle	3	5	0	0	1	3	7	1	1	1	0	0	0	0	9
	Team					2	3	5								
	Totals	22	48	2	14	19	30	9	34	43	14	65	9	15	6	5

FG % 1st Half: 11-27 40.7% 2nd half: 11-21 52.4% Game: 22-48 45.8% Deadball Rebounds 7
 3FG % 1st Half: 0-8 0.0% 2nd half: 2-6 33.3% Game: 2-14 14.3%
 FT % 1st Half: 8-10 80.0% 2nd half: 11-20 55.0% Game: 19-30 63.3%

BYU 61 • 7-3, 0-0

#	Player	Total		3-Ptr		Rebounds			PF	TP	A	TO	Blk	Stl	Min	
		FG	FGA	FG	FGA	FT	FTA	Off								Def
01	FISCHER, Chase	1	5	1	5	0	0	0	0	0	4	3	1	1	0	0
03	HAWS, Tyler	9	22	3	5	2	3	2	6	8	3	23	1	2	1	0
05	COLLINSWORTH, Kyle	7	15	1	2	2	5	1	8	9	2	17	5	2	1	0
33	AUSTIN, Nate	0	0	0	0	0	0	0	0	0	0	0	0	0	0	0
41	WORTHINGTON, Luke	0	1	0	0	2	1	2	2	0	2	1	1	0	1	0
12	SHARP, Josh	0	1	0	0	0	0	0	0	0	0	2	0	0	1	0
20	WINDER, Anson	4	8	2	5	0	0	2	2	4	3	10	2	0	0	2
23	HALFORD, Skyler	1	4	0	1	0	0	2	2	0	2	2	0	0	0	3
24	BARTLEY IV, Frank	1	3	0	1	0	0	1	0	1	1	2	0	1	0	0
35	NEILSON, Isaac	0	3	0	1	0	0	0	0	0	0	0	0	0	0	0
44	KAUFUSI, Corbin	1	3	0	0	0	0	1	0	1	3	2	0	0	0	0
	Team					2	2	4								
	Totals	24	65	7	20	6	10	21	31	21	61	12	7	3	8	200

FG % 1st Half: 12-28 42.9% 2nd half: 12-37 32.4% Game: 24-65 36.9% Deadball Rebounds 1
 3FG % 1st Half: 3-8 37.5% 2nd half: 4-12 33.3% Game: 7-20 35.0%
 FT % 1st Half: 4-6 66.7% 2nd half: 2-4 50.0% Game: 6-10 60.0%

Officials: Michael Reed, Michael Irving, Rick Batsell
 Technical fouls: Utah-None. BYU-None.
 Attendance: 20900

Score by periods	1st	2nd	Total
Utah	30	35	65
BYU	31	30	61

	In	Off	2nd	Fast	Bench
Points	Paint	T/O	Chance	Break	
Utah	32	13	7	6	27
BYU	26	24	10	8	16

Last FG - UTAH 2nd-03:42, BYU 2nd-00:18.
 Largest lead - UTAH by 13 1st-10:18, BYU by 4 2nd-18:04.
 UTAH led for 33:50. BYU led for 04:00. Game was tied for 01:57.

Official Basketball Box Score -- Game Totals -- Final Statistics
BYU vs Weber State
12/13/14 7:05 p.m. at Ogden, Utah (Dee Events Center)

BYU 76 • 8-3

#	Player	Total		3-Ptr		Rebounds			PF	TP	A	TO	Blk	Stl	Min	
		FG	FGA	FG	FGA	FT	FTA	Off								Def
03	HAWS, Tyler	5	10	1	2	8	10	2	5	7	1	19	5	4	0	31
35	NEILSON, Isaac	5	9	4	5	1	2	1	5	6	4	15	0	0	1	26
41	WORTHINGTON, Luke	0	2	0	0	2	0	1	1	4	2	0	1	0	0	18
01	FISCHER, Chase	4	8	4	7	1	2	0	0	0	3	13	4	1	0	0
05	COLLINSWORTH, Kyle	1	2	0	0	0	2	2	4	2	2	4	2	4	1	19
20	WINDER, Anson	4	7	1	3	0	1	0	5	5	2	9	2	1	0	25
23	HALFORD, Skyler	2	3	1	1	0	0	2	3	5	2	5	3	1	0	20
24	BARTLEY IV, Frank	0	0	0	0	0	0	0	0	0	0	0	0	0	0	
30	NIXON, Dalton	2	2	1	1	0	0	1	3	4	1	5	0	0	0	13
44	KAUFUSI, Corbin	2	3	0	0	2	2	4	4	6	0	4	0	4	1	14
	Team					0	0	0								
	Totals	25	46	12	19	14	19	8	26							

Official Basketball Box Score -- Game Totals -- Final Statistics
UMass vs BYU
12/23/14 12:05 pm at Provo, Utah, Marriott Center

UMass 71 • 6-6, 0-0

#	Player	Total			3-Ptr			Rebounds			PF	TP	A	TO	Blk	Stl	Min
		FG-FGA	FG-FGA	FT-FTA	FG-FGA	FG-FGA	FT-FTA	Off	Def	Tot							
01	ESHO, Maxie	* 5-7	0-0	6-8	3	6	9	5	16	0	2	0	0	0	28		
02	GORDON, Derrick	* 3-8	0-1	1-3	0	5	5	4	7	3	2	0	1	40			
04	HINDS, Jabarie	* 4-8	1-3	0-0	0	1	1	4	9	4	3	0	1	23			
12	DAVIS, Trey	* 4-14	3-10	0-0	0	4	4	3	11	3	2	1	3	39			
25	LALANNE, Cady	* 4-7	0-1	3-4	5	5	10	2	11	0	3	2	0	39			
00	CLARK, Donte	6-12	0-4	2-2	0	3	3	3	14	3	2	0	2	29			
11	BERGANTINO, Tyler	0-0	0-0	0-0	0	0	0	1	0	0	0	0	0	6			
13	COLEMAN, Zach	0-2	0-2	0-0	0	1	1	0	0	0	0	0	0	8			
23	ANDERSON, C.J.	1-1	1-1	0-0	0	2	2	3	3	1	1	0	1	13			
Team					0	1	1										
Totals		27-59	5-22	12-17	8	28	36	25	71	14	15	3	8	225			

FG % 1st Half: 10-27 37.0% 2nd half: 14-22 63.6% OT: 3-10 30.0% Game: 27-59 45.8% Deadball Rebounds 2
 3FG % 1st Half: 3-14 21.4% 2nd half: 0-2 0.0% OT: 2-6 33.3% Game: 5-22 22.7%
 FT % 1st Half: 7-8 87.5% 2nd half: 4-7 57.1% OT: 1-2 50.0% Game: 12-17 70.6%

BYU 77 • 10-3, 0-0

#	Player	Total			3-Ptr			Rebounds			PF	TP	A	TO	Blk	Stl	Min
		FG-FGA	FG-FGA	FT-FTA	FG-FGA	FG-FGA	FT-FTA	Off	Def	Tot							
01	FISCHER, Chase	* 3-12	2-8	0-0	0	1	1	1	8	2	1	0	2	35			
03	HAWS, Tyler	* 2-9	0-3	0-1	0	3	3	0	4	2	0	0	0	27			
05	COLLINSWORTH, Kyle	* 5-12	0-0	8-11	5	10	15	2	18	4	3	0	3	39			
35	NEILSON, Isaac	* 2-4	0-2	0-0	2	3	5	1	4	0	2	1	1	14			
41	WORTHINGTON, Luke	* 1-3	0-0	0-0	1	1	2	2	2	1	1	1	0	24			
02	ELLIS, Jordan	0-0	0-0	0-0	0	0	0	0	0	0	0	0	0	0			
15	TOOLSON, Jake	0-0	0-0	0-0	0	0	0	0	0	0	0	0	0	2			
20	WINDER, Anson	7-13	3-7	8-10	1	4	5	2	25	0	1	0	1	31			
23	HALFORD, Skyler	1-2	0-0	6-6	0	1	1	1	8	1	2	0	0	11			
24	BARTLEY IV, Frank	0-0	0-0	2-2	1	2	3	0	2	1	1	0	0	13			
20	NIXON, Dalton	0-2	0-1	0-0	0	1	1	1	0	1	1	0	1	8			
44	KAUFUSI, Corbin	2-2	0-0	2-2	1	0	1	3	6	0	1	0	1	21			
Team					2	1	3										
Totals		23-59	5-21	26-32	13	27	40	13	77	12	12	3	10	225			

FG % 1st Half: 13-34 38.2% 2nd half: 8-22 36.4% OT: 2-3 66.7% Game: 23-59 39.0% Deadball Rebounds 1
 3FG % 1st Half: 2-11 18.2% 2nd half: 3-9 33.3% OT: 0-1 0.0% Game: 5-21 23.8%
 FT % 1st Half: 4-4 100.0% 2nd half: 11-16 68.8% OT: 11-12 91.7% Game: 26-32 81.3%

Officials: Frank Harvey, Glen Mayberry, Klaus Endrissat
 Technical fouls: UMass-None. BYU-None.
 Attendance: 15789
 Overtime

Score by periods	1st	2nd	OT	Total
UMass	30	32	9	71
BYU	32	30	15	77

Points	In	Off	2nd	Fast	Bench
UMASS	32	15	14	10	17
BYU	28	18	14	6	41

Last FG - UMass OT-00:05, BYU OT-00:56.
 Largest lead - UMass by 7 1st-12:32, BYU by 7 OT-00:12.
 UMass led for 19:14. BYU led for 18:00. Game was tied for 07:42.

Score tied - 14 times.
 Lead changed - 18 times.

Official Basketball Box Score -- Game Totals -- Final Statistics
Gonzaga vs BYU
12/27/14 4:05 pm at Provo, Utah, Marriott Center

Gonzaga 87 • 12-1, 1-0

#	Player	Total			3-Ptr			Rebounds			PF	TP	A	TO	Blk	Stl	Min
		FG-FGA	FG-FGA	FT-FTA	FG-FGA	FG-FGA	FT-FTA	Off	Def	Tot							
04	PANGOS, Kevin	* 6-11	5-8	4-6	1	1	2	5	21	7	1	0	2	38			
05	BELL JR., Gary	* 1-5	1-3	0-1	0	7	7	3	3	3	2	1	1	23			
22	WESLEY, Byron	* 5-12	0-1	5-6	2	8	10	3	15	3	0	0	2	29			
24	KARNOWSKI, Przemek	* 4-6	0-0	1-2	2	8	10	4	9	3	2	1	0	33			
33	WILTJER, Kyle	* 11-23	2-5	0-0	4	1	5	1	24	2	0	1	0	31			
00	MELSON, Silas	3-5	0-1	0-0	0	1	1	2	6	0	1	0	1	8			
03	DRANGINIS, Kyle	1-2	0-1	5-5	0	3	3	0	7	4	2	0	1	24			
11	SABONIS, Domantas	1-1	0-0	0-1	0	0	0	3	2	0	2	0	0	14			
Team					1	1	2										
Totals		32-65	8-19	15-21	10	30	40	21	87	22	10	3	7	200			

FG % 1st Half: 17-34 50.0% 2nd half: 15-31 48.4% Game: 32-65 49.2% Deadball Rebounds 2
 3FG % 1st Half: 2-9 22.2% 2nd half: 6-10 60.0% Game: 8-19 42.1%
 FT % 1st Half: 7-10 70.0% 2nd half: 8-11 72.7% Game: 15-21 71.4%

BYU 80 • 10-4, 0-1

#	Player	Total			3-Ptr			Rebounds			PF	TP	A	TO	Blk	Stl	Min
		FG-FGA	FG-FGA	FT-FTA	FG-FGA	FG-FGA	FT-FTA	Off	Def	Tot							
01	FISCHER, Chase	* 2-7	1-6	3-4	1	1	2	2	8	1	2	0	0	19			
03	HAWS, Tyler	* 4-12	0-3	9-9	0	4	4	1	17	1	0	0	0	33			
05	COLLINSWORTH, Kyle	* 5-11	1-2	2-3	2	8	10	1	13	10	4	0	1	31			
35	NEILSON, Isaac	* 0-1	0-1	0-0	0	1	1	1	0	0	1	0	0	8			
41	WORTHINGTON, Luke	* 0-1	0-0	2-2	1	1	2	5	2	0	0	0	0	15			
15	TOOLSON, Jake	1-3	1-3	0-0	0	3	3	1	3	0	0	0	1	15			
20	WINDER, Anson	5-14	0-4	7-8	0	3	3	2	17	0	2	0	1	34			
23	HALFORD, Skyler	3-4	3-4	0-0	0	1	1	0	9	0	1	0	0	12			
24	BARTLEY IV, Frank	1-2	1-2	3-3	1	2	3	1	6	1	1	0	0	11			
44	KAUFUSI, Corbin	2-3	0-0	1-2	3	2	5	4	5	0	1	0	0	22			
Team					0	1	1										
Totals		23-58	7-25	27-31	8	27	35	18	80	13	12	0	4	200			

FG % 1st Half: 14-30 46.7% 2nd half: 9-28 32.1% Game: 23-58 39.7% Deadball Rebounds 1
 3FG % 1st Half: 5-12 41.7% 2nd half: 2-13 15.4% Game: 7-25 28.0%
 FT % 1st Half: 10-10 100.0% 2nd half: 17-21 81.0% Game: 27-31 87.1%

Officials: Michael Greenstein, Tommy Nunez, Deldre Carr
 Technical fouls: Gonzaga-None. BYU-None.
 Attendance: 20900
 Marriott Center sold out.

Score by periods	1st	2nd	Total
Gonzaga	43	44	87
BYU	43	37	80

Points	In	Off	2nd	Fast	Bench
GON	43	13	13	6	15
BYU	34	11	9	6	40

Last FG - GON 2nd-01:04, BYU 2nd-00:18.
 Largest lead - GON by 16 1st-09:06, BYU by 6 2nd-15:28.
 GON led for 30:28. BYU led for 06:45. Game was tied for 02:47.

Score tied - 6 times.
 Lead changed - 6 times.

Official Basketball Box Score -- Game Totals -- Final Statistics
Portland vs BYU
12/29/14 7:05 pm at Provo, Utah, Marriott Center

Portland 88 • 10-4, 1-1

#	Player	Total			3-Ptr			Rebounds			PF	TP	A	TO	Blk	Stl	Min
		FG-FGA	FG-FGA	FT-FTA	FG-FGA	FG-FGA	FT-FTA	Off	Def	Tot							
01	PRESSLEY, Bryce	* 4-10	2-4	0-0	1	3	4	3	10	5	1	0	0	29			
02	WINTERING, Alec	* 6-12	3-3	15-17	0	3	3	2	30	3	4	0	1	35			
12	VAN DER MARS, Thoma	* 4-6	0-0	2-2	0	4	4	1	10	0	1	1	0	25			
14	BARKER, Riley	* 5-6	0-0	0-0	3	5	8	5	10	1	0	3	2	24			
52	GERUN, Volodymyr	* 6-10	0-0	2-2	2	3	5	4	14	1	3	0	0	27			
05	TYSON, D'Marques	0-5	0-5	0-0	0	0	0	2	0	1	1	0	0	8			
10	TODD, Jason	2-5	1-3	0-0	1	4	5	2	5	7	2	0	1	25			
11	SHARP, Bobby	3-9	3-8	0-0	2	2	5	9	1	1	0	0	0	24			
15	HARTWICH, Philipp	0-0	0-0	0-0	0	0	0	0	0	0	0	0	0	0			
24	TAYLOR, Gabe	0-0	0-0	0-0	0	0	0	1	0	0	0	0	0	3			
Team					3	2	5										
Totals		30-63	9-23	19-21	10	26	36	25	88	19	13	4	4	200			

FG % 1st Half: 11-27 40.7% 2nd half: 19-36 52.8% Game: 30-63 47.6% Deadball Rebounds 1
 3FG % 1st Half: 2-9 22.2% 2nd half: 7-14 50.0% Game: 9-23 39.1%
 FT % 1st Half: 13-14 92.9% 2nd half: 6-7 85.7% Game: 19-21 90.5%

BYU 97 • 11-4, 1-1

#	Player	Total			3-Ptr			Rebounds			PF	TP	A	TO	Blk	Stl	Min
		FG-FGA	FG-FGA	FT-FTA	FG-FGA	FG-FGA	FT-FTA	Off	Def	Tot							
01	FISCHER, Chase	* 5-7	2-3	4-4	1	2	3	2	16	2	2	0	2	27			
03	HAWS, Tyler	* 8-20	1-5	7-8	1	4	5	2	24	6	1	0	2	35			
05	COLLINSWORTH, Kyle	* 6-8	0-0	9-13	4	4	8	2	21	4	2	2	2	32			
20	WINDER, Anson	* 10-14	2-4	0-0	0	2	2	2	22	3	2						

Official Basketball Box Score -- Game Totals -- Final Statistics
BYU vs University of San Francisco
01/03/15 8:00 p.m. at San Francisco, CA (Memorial Gymnasium)

BYU 99 • 13-4 (3-1)

#	Player	Total			3-Ptr			Rebounds			PF	TP	A	TO	Blk	Stl	Min
		FG-FGA	FG-FGA	FT-FTA	FG-FGA	FG-FGA	FT-FTA	Off	Def	Tot							
01	FISCHER, Chase	* 7-12	6-9	0-0	0	1	1	0	20	2	0	0	1	23			
03	HAWS, Tyler	* 8-12	3-4	3-4	3	4	7	1	22	0	0	0	1	28			
05	COLLINSWORTH, Kyle	* 5-7	0-0	2-2	0	12	12	2	10	2	0	1	27				
20	WINDER, Anson	* 5-8	3-6	4-5	0	3	3	3	17	4	2	0	1	20			
41	WORTHINGTON, Luke	* 0-0	0-0	0-0	0	0	0	3	0	0	0	0	13				
02	ELLIS, Jordan	0-1	0-0	0-0	0	0	0	1	0	0	0	0	3				
10	ANDRUS, Ryan	0-0	0-0	0-0	0	0	0	0	0	0	0	0	3				
12	SHARP, Josh	0-0	0-0	0-0	0	1	1	1	0	0	1	0	6				
15	TOOLSON, Jake	4-6	3-4	0-0	1	2	3	2	11	1	0	0	17				
23	HALFORD, Skyler	0-0	0-0	3-4	0	0	0	1	3	0	3	2	13				
24	BARTLEY IV, Frank	0-2	0-2	1-2	0	3	3	0	1	1	0	0	8				
30	NIXON, Dalton	1-3	0-2	2-2	1	2	2	1	4	4	0	0	15				
35	NEILSON, Isaac	2-3	0-1	0-1	0	2	2	1	4	0	1	0	9				
44	KAUFUSI, Corbin	1-1	0-0	3-5	3	0	3	3	5	0	0	0	15				
Team					2	1	3										
Totals		33-55	15-28	18-25	10	30	40	19	99	22	10	0	6	200			

FG % 1st Half: 20-27 74.1% 2nd half: 13-28 46.4% Game: 33-55 60.0%
 3FG % 1st Half: 11-15 73.3% 2nd half: 4-13 30.8% Game: 15-28 53.6%
 FT % 1st Half: 6-7 85.7% 2nd half: 12-18 66.7% Game: 18-25 72.0%

University of San Francisco 68 • 7-9 (1-3)

#	Player	Total			3-Ptr			Rebounds			PF	TP	A	TO	Blk	Stl	Min
		FG-FGA	FG-FGA	FT-FTA	FG-FGA	FG-FGA	FT-FTA	Off	Def	Tot							
05	GLOVER, Matt	* 2-4	1-2	2-3	3	2	5	3	7	2	1	0	1	23			
15	PINKINS, Kruize	* 6-12	2-5	1-1	2	1	3	1	15	2	3	0	0	25			
21	WATSON, Devin	* 4-11	2-5	3-5	2	2	4	2	13	4	1	0	1	27			
23	TOLLEFSEN, Mark	* 5-8	0-1	2-2	1	1	2	3	12	1	2	0	0	28			
32	DERKSEN, Tim	* 4-11	1-4	2-3	1	5	6	2	11	3	1	0	2	28			
00	CLEMONS, Montray	0-0	0-0	0-0	0	0	0	0	0	1	0	0	0	3			
01	HILLIARD, Corey	0-0	0-0	0-0	0	0	0	0	0	1	0	0	3				
02	OFOEGBU, Uche	1-1	1-1	1-2	0	1	1	0	4	0	0	0	6				
03	CHRISTIANSEN, Matt	1-2	0-0	0-0	0	0	0	2	2	0	0	0	9				
10	ADAMS, Chris	0-2	0-2	0-0	0	0	0	1	0	1	0	0	1				
11	HOFFMANN, Gavin	0-0	0-0	0-0	0	0	0	0	0	0	0	0	2				
13	FERRARI, Frankie	0-2	0-1	2-2	0	3	2	2	2	0	0	0	16				
22	FOSTER, Chase	0-3	0-3	0-2	2	2	3	0	0	0	0	0	10				
25	ROBERTSON, Derrell	1-2	0-0	0-1	0	0	0	3	2	1	0	1	11				
Team					1	1	2										
Totals		24-58	7-24	13-21	10	18	28	22	68	17	9	1	5	200			

FG % 1st Half: 10-26 38.5% 2nd half: 14-32 43.8% Game: 24-58 41.4%
 3FG % 1st Half: 3-12 25.0% 2nd half: 4-12 33.3% Game: 7-24 29.2%
 FT % 1st Half: 6-8 75.0% 2nd half: 7-13 53.8% Game: 13-21 61.9%

Officials: Frank Harvey, Sam Haddad, Horace Shields
 Technical fouls: BYU-WINDER, Anson. University of San Francisco-ROBERTSON, Derrell.
 Attendance: 2585
 Time of Game: 1:50

Score by periods	1st	2nd	Total
BYU	57	42	99
University of San Francisco	29	39	68

Last FG - BYU 2nd-03:13, USF 2nd-00:49.
 Largest lead - BYU by 35 2nd-15:46, USF by 3 1st-19:47.
 BYU led for 37:44. USF led for 00:23. Game was tied for 00:58.

Official Basketball Box Score -- Game Totals -- Final Statistics
Pepperdine vs BYU
01/08/15 9:05 pm at Provo, Utah, Marriott Center

Pepperdine 67 • 10-5, 3-1

#	Player	Total			3-Ptr			Rebounds			PF	TP	A	TO	Blk	Stl	Min
		FG-FGA	FG-FGA	FT-FTA	FG-FGA	FG-FGA	FT-FTA	Off	Def	Tot							
03	MAJOR, Jeremy	* 3-9	2-5	6-7	1	2	3	4	14	3	3	0	2	26			
11	RUSSELL, Atif	* 2-7	0-3	0-0	1	1	2	2	4	2	1	0	0	29			
21	OLDEN, Shawn	* 2-7	0-3	2-4	2	2	4	0	6	2	1	0	2	34			
25	JOHN, A.J.	* 1-2	0-0	0-0	0	7	7	0	2	0	1	2	0	18			
45	RAINES, Jett	* 4-6	0-1	2-2	1	3	4	1	10	1	0	0	0	26			
00	UDENYI, Amadi	2-4	2-2	0-0	2	1	3	1	6	6	1	0	0	19			
01	BIYENDOLO, Marley	1-2	0-0	0-0	0	0	0	2	2	1	0	0	1	11			
05	DAVIS, Stacy	8-17	2-5	5-7	2	6	8	3	23	2	3	2	2	32			
12	JESPERSON, David	0-0	0-0	0-0	0	2	2	0	0	0	0	0	0	5			
Team					3	1	4										
Totals		23-54	6-19	15-20	12	25	37	13	67	17	10	4	7	200			

FG % 1st Half: 14-30 46.7% 2nd half: 9-24 37.5% Game: 23-54 42.6%
 3FG % 1st Half: 6-13 46.2% 2nd half: 0-6 0.0% Game: 6-19 31.6%
 FT % 1st Half: 5-7 71.4% 2nd half: 10-13 76.9% Game: 15-20 75.0%

BYU 61 • 13-5, 3-2

#	Player	Total			3-Ptr			Rebounds			PF	TP	A	TO	Blk	Stl	Min
		FG-FGA	FG-FGA	FT-FTA	FG-FGA	FG-FGA	FT-FTA	Off	Def	Tot							
01	FISCHER, Chase	* 3-9	2-6	0-0	0	1	1	2	8	2	1	0	0	29			
03	HAWS, Tyler	* 11-22	2-5	2-2	2	4	6	0	26	1	1	0	1	38			
05	COLLINSWORTH, Kyle	* 1-8	0-3	2-2	1	2	3	4	2	3	0	2	25				
20	WINDER, Anson	* 6-15	2-8	2-2	1	4	5	3	16	5	3	0	2	36			
41	WORTHINGTON, Luke	* 0-0	0-0	1-2	1	0	1	3	1	0	1	0	0	17			
15	TOOLSON, Jake	0-2	0-2	0-0	0	2	2	0	0	0	0	0	0	11			
23	HALFORD, Skyler	0-2	0-1	0-0	0	2	2	1	0	2	0	0	0	9			
24	BARTLEY IV, Frank	1-1	0-0	0-0	0	2	2	1	2	0	2	0	0	9			
30	NIXON, Dalton	0-1	0-1	0-0	0	0	0	0	0	0	0	0	0	6			
35	NEILSON, Isaac	1-2	0-0	0-0	1	0	1	0	2	0	0	0	0	2			
44	KAUFUSI, Corbin	1-1	0-0	0-0	2	2	4	4	2	0	0	1	0	18			
Team					7	3	10										
Totals		24-63	6-26	7-8	15	22	37	17	61	12	11	3	5	200			

FG % 1st Half: 12-33 36.4% 2nd half: 12-30 40.0% Game: 24-63 38.1%
 3FG % 1st Half: 5-14 35.7% 2nd half: 1-12 8.3% Game: 6-26 23.1%
 FT % 1st Half: 0-0 0.0% 2nd half: 7-8 87.5% Game: 7-8 87.5%

Officials: Ken Ditty, Ronald Brokenbrough, Donald McAllister
 Technical fouls: Pepperdine-None. BYU-None.
 Attendance: 15852

Score by periods	1st	2nd	Total
Pepperdine	39	28	67
BYU	29	32	61

Points	In	Off	2nd	Fast	Bench
Pepperdine	22	9	8	4	31
BYU	30	9	16	6	6

Last FG - PEP 2nd-00:11, BYU 2nd-00:04.
 Largest lead - PEP by 14 1st-06:03, BYU None.
 PEP led for 39:10. BYU led for 00:00. Game was tied for 00:40.

Official Basketball Box Score -- Game Totals -- Final Statistics
Loyola Marymount vs BYU
01/10/15 7:05 pm at Provo, Utah, Marriott Center

Loyola Marymount 72 • 4-13, 0-5

#	Player	Total			3-Ptr			Rebounds			PF	TP	A	TO	Blk	Stl	Min
		FG-FGA	FG-FGA	FT-FTA	FG-FGA	FG-FGA	FT-FTA	Off	Def	Tot							
22	OKONJI, Godwin	* 4-6	0-0	6-9	4	1	5	3	14	2	1	0	1	21			
23	FLINT, Chase	* 1-3	0-1	0-0	1	1	2	3	2	8	1	0	1	27			
24	EGBEYEMI, Ayodeji	* 5-13	1-2	0-0	0	4	4	3	11	2	3	0	0	38			
42	MORNAR, Marin	* 5-12	1-2	5-5	5	3	8	3	16	1	4	0	0	33			
45	HUMPHRIES, David	* 5-10	2-5	0-0	0	3	3	1	12	3	3	0	2	38			
03	NORRIS, Casey	0-1	0-1	0-0	0	0	0	1	0	1	2	1	2	4			
10	HAYES, Matt	4-5	3-3	0-0	0	0	0	2	11	0	0	0	0	13			
11	HERMAN, Petr	0-1	0-0	0-0	0	0	0	0	0	0	0	0	0	4			
14	SIAME, Patson	3-9	0-0	0-1	1	3	4	2	6	1	2	0	0	22			
Team					4	3	7										
Totals		27-60	7-14	11-15	15	18	33	18	72	18	16	1	6	200			

FG % 1st Half: 14-32 43.8% 2nd half: 13-28 46.4% Game: 27-60 45.0%
 3FG % 1st Half: 3-6 50.0% 2nd half: 4-8 50.0% Game: 7-14 50.0%
 FT % 1st Half: 5-8 62.5% 2nd half: 6-7 85.7% Game: 11-15 73.3%

BYU 85 • 14-5, 4-2

#	Player	Total			3-Ptr			Rebounds			PF	TP	A	TO	Blk	Stl	Min
		FG-FGA	FG-FGA	FT-FTA	FG-FGA	FG-FGA	FT-FTA	Off	Def	Tot							
01	FISCHER, Chase	* 6-9	5-8	2-2	1	2	3	2									

THE STAT CREW SYSTEM
BYU Combined Team Statistics (as of Jan 10, 2015)
All games

RECORD:	OVERALL	HOME	AWAY	NEUTRAL
ALL GAMES	14-5	8-3	4-0	2-2
CONFERENCE	4-2	2-2	2-0	0-0
NON-CONFERENCE	10-3	6-1	2-0	2-2

#	Player	gp-gs	min	Total		3-Point		F-Throw		Rebounds				pf	dq	a	to	blk	stl	pts	avg		
				fg-fga	fg%	3fg-fga	3fg%	ft-fa	ft%	off	def	tot	avg										
03	HAWS, Tyler	19-19	600	31.6	138-282	.489	33-86	.384	110-124	.887	24	61	85	4.5	23	0	46	30	7	15	419	22.1	
20	WINDER, Anson	19-5	521	27.4	100-195	.513	35-91	.385	45-61	.738	10	65	75	3.9	44	0	42	26	5	24	280	14.7	
01	FISCHER, Chase	19-19	530	27.9	86-192	.448	59-137	.431	31-38	.816	6	32	38	2.0	33	0	48	32	2	17	262	13.8	
05	COLLINSWORTH, Kyl	18-18	531	29.5	78-165	.473	5-16	.313	67-92	.728	40	109	149	8.3	41	0	104	59	7	41	228	12.7	
23	HALFORD, Skyler	18-1	244	13.6	26-68	.382	17-42	.405	27-29	.931	5	21	26	1.4	24	0	40	23	0	12	96	5.3	
35	NEILSON, Isaac	19-5	198	10.4	29-63	.460	7-21	.333	15-23	.652	22	28	50	2.6	29	0	4	10	8	7	80	4.2	
15	TOOLSON, Jake	15-0	144	9.6	18-40	.450	15-32	.469	0-0	.000	3	26	29	1.9	11	0	10	3	0	7	51	3.4	
44	KAUFUSI, Corbin	18-0	250	13.9	17-32	.531	0-0	.000	25-45	.556	30	32	62	3.4	54	1	2	17	10	6	59	3.3	
33	AUSTIN, Nate	10-10	197	19.7	9-18	.500	1-5	.200	11-14	.786	15	41	56	5.6	22	2	9	3	2	7	30	3.0	
41	WORTHINGTON, Luke	19-18	305	16.1	18-41	.439	0-0	.000	15-23	.652	19	22	41	2.2	56	2	4	14	1	8	51	2.7	
30	NIXON, Dalton	16-0	137	8.6	13-34	.382	2-14	.143	9-9	1.000	8	20	28	1.8	17	0	14	3	1	2	37	2.3	
24	BARTLEY IV, Frank	17-0	115	6.8	11-21	.524	1-9	.111	12-17	.706	5	22	27	1.6	7	0	19	11	3	5	35	2.1	
12	SHARP, Josh	11-0	72	6.5	5-8	.625	0-0	.000	2-4	.500	6	8	14	1.3	11	0	3	2	2	3	12	1.1	
10	ANDRUS, Ryan	6-0	27	4.5	2-5	.400	0-1	.000	1-2	.500	2	3	5	0.8	1	0	1	1	0	0	5	0.8	
02	ELLIS, Jordan	7-0	29	4.1	1-2	.500	0-0	.000	0-0	.000	0	2	2	0.3	2	0	3	1	0	1	2	0.3	
Team										38	22	60											2
Total.....		19	3900		551-1166	.473	175-454	.385	370-481	.769	233	514	747	39.3	375	5	349	237	48	155	1647	86.7	
Opponents.....		19	3900		486-1133	.429	127-373	.340	293-414	.708	198	447	645	33.9	398	7	276	274	65	128	1392	73.3	

TEAM STATISTICS	BYU	OPP	Date	Opponent	Score	Att.
SCORING	1647	1392	11/14/14	LONG BEACH STATE	w 95-90	16778
Points per game	86.7	73.3	11/18/14	ARKANSAS-LITTLE ROCK	w 91-62	12469
Scoring margin	+13.4	-	11/19/14	SOUTHERN VIRGINIA	w 101-48	13099
FIELD GOALS-ATT	551-1166	486-1133	11-24-14	vs SAN DIEGO STATE	Lo2 87-92	2400
Field goal pct	.473	.429	11-25-14	vs Chaminate	w 121-85	2400
3 POINT FG-ATT	175-454	127-373	11-26-14	vs PURDUE	Lot 85-87	2400
3-point FG pct	.385	.340	11/29/14	EASTERN KENTUCKY	w 90-76	16770
3-pt FG made per game	9.2	6.7	12/02/14	at Utah State	w 91-81	10270
FREE THROWS-ATT	370-481	293-414	12/06/14	vs Hawaii	w 90-70	13623
Free throw pct	.769	.708	12/10/14	UTAH	L 61-65	20900
F-Throws made per game	19.5	15.4	12/13/14	at Weber State	w 76-60	10122
REBOUNDS	747	645	12/20/14	STANFORD	w 79-77	13247
Rebounds per game	39.3	33.9	12/23/14	UMASS	Wot 77-71	15789
Rebounding margin	+5.4	-	* 12/27/14	GONZAGA	L 80-87	20900
ASSISTS	349	276	* 12/29/14	PORTLAND	w 97-88	17452
Assists per game	18.4	14.5	* 01/01/15	at Santa Clara	w 81-46	2375
TURNOVERS	237	274	* 01/03/15	at University of San Francisco	w 99-68	2585
Turnovers per game	12.5	14.4	* 01/08/15	PEPPERDINE	L 61-67	15852
Turnover margin	+1.9	-	* 01/10/15	LOYOLA MARYMOUNT	w 85-72	16912
Assist/turnover ratio	1.5	1.0				
STEALS	155	128				
Steals per game	8.2	6.7				
BLOCKS	48	65				
Blocks per game	2.5	3.4				
ATTENDANCE	180168	46175				
Home games-Avg/Game	11-16379	4-6338				
Neutral site-Avg/Game	-	4-5206				

* - Conference game

Score by Periods	1st	2nd	OT	OT2	Totals
BYU	764	844	28	11	1647
Opponents	639	713	24	16	1392

THE STAT CREW SYSTEM
BYU Combined Team Statistics (as of Jan 10, 2015)
Conference games

RECORD:	OVERALL	HOME	AWAY	NEUTRAL
ALL GAMES	4-2	2-2	2-0	0-0
CONFERENCE	4-2	2-2	2-0	0-0
NON-CONFERENCE	0-0	0-0	0-0	0-0

#	Player	gp-gs	min	avg	Total		3-Point		F-Throw		Rebounds				pf	dq	a	to	blk	stl	pts	avg
					fg-fga	fg%	3fg-fga	3fg%	ft-fa	ft%	off	def	tot	avg								
03	HAWS, Tyler	6-6	189	31.5	45-91	.495	7-23	.304	32-35	.914	9	20	29	4.8	4	0	14	6	2	6	129	21.5
20	WINDER, Anson	6-5	174	29.0	34-73	.466	12-38	.316	15-18	.833	1	18	19	3.2	13	0	17	12	1	8	95	15.8
01	FISCHER, Chase	6-6	155	25.8	27-53	.509	18-37	.486	13-14	.929	3	10	13	2.2	9	0	14	8	1	4	85	14.2
05	COLLINSWORTH, Kyl	6-6	174	29.0	24-48	.500	1-5	.200	22-30	.733	15	43	58	9.7	11	0	40	15	2	13	71	11.8
23	HALFORD, Skyler	6-0	88	14.7	11-25	.440	10-20	.500	9-11	.818	1	8	9	1.5	7	0	13	7	0	5	41	6.8
15	TOOLSON, Jake	6-0	74	12.3	9-20	.450	7-17	.412	0-0	.000	1	11	12	2.0	6	0	3	1	0	2	25	4.2
24	BARTLEY IV, Frank	5-0	34	6.8	4-7	.571	1-4	.250	6-7	.857	1	8	9	1.8	2	0	2	3	1	0	15	3.0
44	KAUFUSI, Corbin	6-0	108	18.0	5-9	.556	0-0	.000	8-16	.500	13	14	27	4.5	23	1	1	4	4	1	18	3.0
30	NIXON, Dalton	5-0	45	9.0	1-6	.167	0-5	.000	6-6	1.000	1	6	7	1.4	4	0	5	0	0	0	8	1.6
41	WORTHINGTON, Luke	6-6	97	16.2	2-6	.333	0-0	.000	3-4	.750	4	6	10	1.7	20	1	1	3	0	1	7	1.2
35	NEILSON, Isaac	6-1	32	5.3	3-7	.429	0-2	.000	1-3	.333	2	4	6	1.0	6	0	0	3	0	0	7	1.2
10	ANDRUS, Ryan	2-0	6	3.0	1-2	.500	0-0	.000	0-0	.000	0	0	0	0.0	0	0	0	0	0	0	2	1.0
02	ELLIS, Jordan	2-0	7	3.5	0-1	.000	0-0	.000	0-0	.000	0	0	0	0.0	1	0	1	0	0	1	0	0.0
12	SHARP, Josh	3-0	17	5.7	0-1	.000	0-0	.000	0-0	.000	0	4	4	1.3	2	0	1	1	0	0	0	0.0
	Team										13	8	21				1					
	Total.....	6	1200		166-349	.476	56-151	.371	115-144	.799	64	160	224	37.3	108	2	112	64	11	41	503	83.8
	Opponents.....	6	1200		153-356	.430	43-122	.352	79-113	.699	64	138	202	33.7	118	3	106	70	13	35	428	71.3

TEAM STATISTICS	BYU	OPP	Date	Opponent	Score	Att.
SCORING	503	428	* 12/27/14	GONZAGA	L 80-87	20900
Points per game	83.8	71.3	* 12/29/14	PORTLAND	W 97-88	17452
Scoring margin	+12.5	-	* 01/01/15	at Santa Clara	W 81-46	2375
FIELD GOALS-ATT	166-349	153-356	* 01/03/15	at University of San Francisco	W 99-68	2585
Field goal pct	.476	.430	* 01/08/15	PEPPERDINE	L 61-67	15852
3 POINT FG-ATT	56-151	43-122	* 01/10/15	LOYOLA MARYMOUNT	W 85-72	16912
3-point FG pct	.371	.352				
3-pt FG made per game	9.3	7.2				
FREE THROWS-ATT	115-144	79-113				
Free throw pct	.799	.699				
F-Throws made per game	19.2	13.2				
REBOUNDS	224	202				
Rebounds per game	37.3	33.7				
Rebounding margin	+3.7	-				
ASSISTS	112	106				
Assists per game	18.7	17.7				
TURNOVERS	64	70				
Turnovers per game	10.7	11.7				
Turnover margin	+1.0	-				
Assist/turnover ratio	1.8	1.5				
STEALS	41	35				
Steals per game	6.8	5.8				
BLOCKS	11	13				
Blocks per game	1.8	2.2				
ATTENDANCE	71116	4960				
Home games-Avg/Game	4-17779	2-2480				
Neutral site-Avg/Game	-	0-0				

* - Conference game

Score by Periods	1st	2nd	Totals
BYU	260	243	503
Opponents	206	222	428

Official Basketball Box Score -- Game Totals -- Final Statistics
Pacific vs BYU
01/30/14 7:05 pm at Provo, Utah, Marriott Center

Pacific 78 • 11-9, 2-7 WCC

#	Player	Total			3-Ptr			Rebounds			PF	TP	A	TO	Blk	Stl	Min
		FG	FGA	FT	FTA	FG	FGA	FT	FTA	Off							
01	HARRIS, Trevin	* 0-3	0-2	0-0	1	0	1	4	0	0	1	0	1	21			
03	TAKU, Sama	* 3-6	1-1	2-2	0	1	1	3	9	2	1	0	0	16			
12	BOCK, Andrew	* 3-5	0-1	7-9	0	0	0	0	13	4	3	1	0	27			
13	KELLEY, Khalil	* 2-4	0-0	0-0	0	1	1	3	4	0	1	1	0	16			
20	RIVERA, Ross	* 1-3	1-1	4-4	0	4	4	1	7	1	3	0	0	22			
02	WALLACE, T.J.	3-8	0-3	2-2	0	0	0	4	8	1	0	0	0	20			
05	LLEWELLYN, Spencer	0-0	0-0	0-0	0	0	0	0	0	0	0	0	0	1			
11	AGUIRRE, Gabriel	0-0	0-0	5-6	0	0	0	3	5	0	0	0	0	6			
15	SHORT, Aaron	2-2	1-1	0-0	0	3	3	0	5	4	2	0	0	18			
24	TAYLOR, David	2-4	1-3	0-1	0	2	2	1	5	0	1	0	1	16			
33	GILL, Tony	6-9	3-5	0-0	1	4	5	4	15	1	0	0	1	23			
42	THOMAS, Tim	3-3	0-0	1-2	1	0	1	4	7	0	2	0	0	14			
	Team				2	4	6										
	Totals	25-47	7-17	21-26	5	19	24	27	78	13	14	2	5	200			

FG % 1st Half: 13-26 50.0% 2nd half: 12-21 57.1% Game: 25-47 53.2% Deadball Rebounds 4
 3FG % 1st Half: 4-9 44.4% 2nd half: 3-8 37.5% Game: 7-17 41.2%
 FT % 1st Half: 4-6 66.7% 2nd half: 17-20 85.0% Game: 21-26 80.8%

BYU 88 • 14-9, 6-4 WCC

#	Player	Total			3-Ptr			Rebounds			PF	TP	A	TO	Blk	Stl	Min
		FG	FGA	FT	FTA	FG	FGA	FT	FTA	Off							
00	MIKA, Eric	* 7-9	0-0	6-8	5	3	8	3	20	3	1	0	3	32			
03	HAWS, Tyler	* 12-20	4-5	10-11	0	2	2	3	38	1	1	1	2	35			
05	COLLINSWORTH, Kyle	* 2-9	0-0	6-8	2	4	6	3	10	5	4	0	2	30			
23	HALFORD, Skyler	* 3-10	3-9	1-2	0	0	0	3	10	1	1	0	1	26			
33	AUSTIN, Nate	* 2-2	0-0	3-4	4	4	8	4	7	1	2	2	0	24			
02	CARLINO, Matt	1-5	1-4	0-0	0	1	1	4	3	6	2	0	2	20			
12	SHARP, Josh	0-0	0-0	0-1	5	2	7	0	0	2	0	0	0	17			
13	JOHNSTON, Andrew	0-0	0-0	0-0	0	0	0	0	0	0	0	0	0	1			
20	WINDER, Anson	0-0	0-0	0-0	0	1	1	0	0	0	1	0	0	7			
24	BARTLEY IV, Frank	0-2	0-0	0-2	0	0	0	1	0	0	0	0	0	3			
42	WORTHINGTON, Luke	0-0	0-0	0-0	0	0	0	2	0	0	0	0	0	5			
	Team				1	1	2										
	Totals	27-57	8-18	26-36	17	18	35	23	88	19	12	3	10	200			

FG % 1st Half: 16-33 48.5% 2nd half: 11-24 45.8% Game: 27-57 47.4% Deadball Rebounds 4
 3FG % 1st Half: 5-10 50.0% 2nd half: 3-8 37.5% Game: 8-18 44.4%
 FT % 1st Half: 8-11 72.7% 2nd half: 18-25 72.0% Game: 26-36 72.2%

Officials: Michael Greenstein, Frank Harvey, Casey McClellan
 Technical fouls: Pacific-HARRIS, Trevin. BYU-COLLINSWORTH, Kyle.
 Attendance: 14262

Score by periods	1st	2nd	Total
Pacific	34	44	78
BYU	45	43	88

	In	Off	2nd	Fast	Bench
Points	Paint	T/O	Chance	Break	
PAC	28	21	6	6	45
BYU	33	20	22	7	3

Score tied - 1 time.
 Lead changed - 1 time.

Last FG - PAC 2nd-00:43, BYU 2nd-02:36.
 Largest lead - PAC by 2 1st-17:42, BYU by 23 2nd-04:45.
 PAC led for 00:18. BYU led for 36:53. Game was tied for 02:49.

Official Basketball Box Score -- Game Totals -- Final Statistics
BYU vs Pacific
02/13/14 8:00 pm at Stockton, Calif. (Alex G. Spanos Center)

BYU 82 • 17-10 (9-5 WCC)

#	Player	Total			3-Ptr			Rebounds			PF	TP	A	TO	Blk	Stl	Min
		FG	FGA	FT	FTA	FG	FGA	FT	FTA	Off							
00	MIKA, Eric	f 1-4	0-0	2-4	1	2	3	4	4	1	2	0	0	22			
33	AUSTIN, Nate	f 1-2	0-0	0-0	2	5	7	4	2	0	0	1	2	30			
03	HAWS, Tyler	g 6-16	0-0	8-8	2	0	2	5	20	0	0	0	0	31			
05	COLLINSWORTH, Kyle	g 5-8	0-0	0-2	1	6	7	2	10	5	0	0	3	34			
23	HALFORD, Skyler	g 3-10	1-5	7-8	0	0	0	1	14	2	3	1	0	23			
02	CARLINO, Matt	g 9-15	6-11	4-5	0	3	3	2	28	4	3	0	1	26			
12	SHARP, Josh	0-0	0-0	0-0	0	0	0	3	0	0	0	0	1	11			
20	WINDER, Anson	1-2	0-0	1-2	0	2	2	1	3	1	1	0	0	8			
24	BARTLEY IV, Frank	0-1	0-1	1-2	1	0	1	0	1	1	0	0	0	4			
41	WORTHINGTON, Luke	0-1	0-0	0-2	1	2	3	4	0	0	1	0	1	11			
	Team				3	1	4										
	Totals	26-59	7-17	23-33	11	21	32	26	82	14	10	2	8	200			

FG % 1st Half: 12-29 41.4% 2nd half: 14-30 46.7% Game: 26-59 44.1% Deadball Rebounds 4
 3FG % 1st Half: 4-8 50.0% 2nd half: 3-9 33.3% Game: 7-17 41.2%
 FT % 1st Half: 10-17 58.8% 2nd half: 13-16 81.3% Game: 23-33 69.7%

Pacific 89 • 14-10 (5-8 WCC)

#	Player	Total			3-Ptr			Rebounds			PF	TP	A	TO	Blk	Stl	Min
		FG	FGA	FT	FTA	FG	FGA	FT	FTA	Off							
01	HARRIS, Trevin	f 5-6	2-2	1-1	0	2	2	3	13	4	1	0	0	21			
33	GILL, Tony	f 7-13	3-6	1-2	3	4	7	5	18	2	2	0	1	28			
13	KELLEY, Khalil	c 3-6	0-0	4-7	4	5	9	2	10	2	2	2	0	26			
02	WALLACE, T.J.	g 2-9	0-5	2-4	1	1	2	4	6	0	1	0	1	22			
12	BOCK, Andrew	g 2-5	1-2	8-9	1	2	3	4	13	4	1	0	1	25			
03	TAKU, Sama	3-7	1-2	2-4	0	2	2	4	9	3	5	0	0	26			
11	AGUIRRE, Gabriel	1-1	0-0	1-2	0	2	2	1	3	0	0	0	0	10			
15	SHORT, Aaron	3-5	3-4	2-2	1	5	6	3	11	1	1	0	0	22			
20	RIVERA, Ross	0-0	0-0	0-0	0	0	0	0	0	0	0	0	0	2			
24	TAYLOR, David	1-1	0-0	0-0	0	0	0	0	2	0	0	0	1	4			
42	THOMAS, Tim	2-3	0-0	0-1	3	2	5	1	4	1	0	1	1	14			
	Team				0	3	3										
	Totals	29-56	10-21	21-32	13	28	41	27	89	17	14	3	5	200			

FG % 1st Half: 14-32 43.8% 2nd half: 15-24 62.5% Game: 29-56 51.8% Deadball Rebounds 4
 3FG % 1st Half: 3-12 25.0% 2nd half: 7-9 77.8% Game: 10-21 47.6%
 FT % 1st Half: 4-7 57.1% 2nd half: 17-25 68.0% Game: 21-32 65.6%

Officials: Marc Beasley, Jimmy Casas, Tom Nally
 Technical fouls: BYU-None. Pacific-None.
 Attendance: 4058

Score by periods	1st	2nd	Total
BYU	38	44	82
Pacific	35	54	89

	In	Off	2nd	Fast	Bench
Points	Paint	T/O	Chance	Break	
BYU	30	17	8	8	32
PAC	36	12	12	6	29

Last FG - BYU 2nd-00:18, PAC 2nd-01:30.
 Largest lead - BYU by 9 1st-18:05, PAC by 15 2nd-05:59.
 BYU led for 19:37. PAC led for 18:41. Game was tied for 01:41.

Individual Career History vs Pacific

AUSTIN, Nate

Season	gp-gs	min/avg	Total		3-Point		F-Throws		Rebounds				Scoring							
			fg-fga	pct	fg-fga	pct	ft-fta	pct	off	def	tot	avg	pf	fo	ast	to	blk	stl	pts	avg
2013-14	2-2	54/27.0	3-4	.750	0-0	.000	3-4	.750	6	9	15	7.5	8	0	1	2	3	2	9	4.5
TOTAL	2-2	54/27.0	3-4	.750	0-0	.000	3-4	.750	6	9	15	7.5	8	0	1	2	3	2	9	4.5

BARTLEY IV, Frank

Season	gp-gs	min/avg	Total		3-Point		F-Throws		Rebounds				Scoring							
			fg-fga	pct	fg-fga	pct	ft-fta	pct	off	def	tot	avg	pf	fo	ast	to	blk	stl	pts	avg
2013-14	2-0	7/3.5	0-3	.000	0-1	.000	1-4	.250	1	0	1	0.5	1	0	1	0	0	0	1	0.5
TOTAL	2-0	7/3.5	0-3	.000	0-1	.000	1-4	.250	1	0	1	0.5	1	0	1	0	0	0	1	0.5

COLLINSWORTH, Kyle

Season	gp-gs	min/avg	Total		3-Point		F-Throws		Rebounds				Scoring							
			fg-fga	pct	fg-fga	pct	ft-fta	pct	off	def	tot	avg	pf	fo	ast	to	blk	stl	pts	avg
2013-14	2-2	64/32.0	7-17	.412	0-0	.000	6-10	.600	3	10	13	6.5	5	0	10	4	0	5	20	10.0
TOTAL	2-2	64/32.0	7-17	.412	0-0	.000	6-10	.600	3	10	13	6.5	5	0	10	4	0	5	20	10.0

HALFORD, Skyler

Season	gp-gs	min/avg	Total		3-Point		F-Throws		Rebounds				Scoring							
			fg-fga	pct	fg-fga	pct	ft-fta	pct	off	def	tot	avg	pf	fo	ast	to	blk	stl	pts	avg
2013-14	2-2	49/24.5	6-20	.300	4-14	.286	8-10	.800	0	0	0	0.0	4	0	3	4	1	1	24	12.0
TOTAL	2-2	49/24.5	6-20	.300	4-14	.286	8-10	.800	0	0	0	0.0	4	0	3	4	1	1	24	12.0

HAWS, Tyler

Season	gp-gs	min/avg	Total		3-Point		F-Throws		Rebounds				Scoring							
			fg-fga	pct	fg-fga	pct	ft-fta	pct	off	def	tot	avg	pf	fo	ast	to	blk	stl	pts	avg
2013-14	2-2	66/33.0	18-36	.500	4-5	.800	18-19	.947	2	2	4	2.0	8	1	1	1	1	2	58	29.0
TOTAL	2-2	66/33.0	18-36	.500	4-5	.800	18-19	.947	2	2	4	2.0	8	1	1	1	1	2	58	29.0

SHARP, Josh

Season	gp-gs	min/avg	Total		3-Point		F-Throws		Rebounds				Scoring							
			fg-fga	pct	fg-fga	pct	ft-fta	pct	off	def	tot	avg	pf	fo	ast	to	blk	stl	pts	avg
2013-14	2-0	28/14.0	0-0	.000	0-0	.000	0-1	.000	5	2	7	3.5	3	0	2	0	0	1	0	0.0
TOTAL	2-0	28/14.0	0-0	.000	0-0	.000	0-1	.000	5	2	7	3.5	3	0	2	0	0	1	0	0.0

WINDER, Anson

Season	gp-gs	min/avg	Total		3-Point		F-Throws		Rebounds				Scoring							
			fg-fga	pct	fg-fga	pct	ft-fta	pct	off	def	tot	avg	pf	fo	ast	to	blk	stl	pts	avg
2013-14	2-0	15/7.5	1-2	.500	0-0	.000	1-2	.500	0	3	3	1.5	1	0	1	2	0	0	3	1.5
TOTAL	2-0	15/7.5	1-2	.500	0-0	.000	1-2	.500	0	3	3	1.5	1	0	1	2	0	0	3	1.5

WORTHINGTON, Luke

Season	gp-gs	min/avg	Total		3-Point		F-Throws		Rebounds				Scoring							
			fg-fga	pct	fg-fga	pct	ft-fta	pct	off	def	tot	avg	pf	fo	ast	to	blk	stl	pts	avg
2013-14	2-0	16/8.0	0-1	.000	0-0	.000	0-2	.000	1	2	3	1.5	6	0	0	1	0	1	0	0.0
TOTAL	2-0	16/8.0	0-1	.000	0-0	.000	0-2	.000	1	2	3	1.5	6	0	0	1	0	1	0	0.0