

OREGON MEN'S BASKETBALL

2014 POSTSEASON GUIDE



UNITED WE BALL



University Quick Facts

NameUniversity of Oregon
 LocationEugene, Ore.
 Founded1876
 Enrollment24,500
 Nickname Ducks
 Mascot The Duck
 Colors Green and Yellow
 President.....Michael R. Gottfredson
 Athletic Director Rob Mullens
 Faculty Representative James O'Fallon
 FacilityMatthew Knight Arena
 Capacity12,346
 Press Row Phone.....(541) 346-4496
 Athletic Dept. Phone(541) 346-4481
 Ticket Office Phone.....(541) 346-4461

Basketball Quick Facts

First Season.....1902-03 (109th year)
 All-Time Record.....1528-1314
 All-Time Postseason Record39-24 (22 Appearances)
 NCAA Tournament Appearances..12 (14-10, Last: 2013)
 '39*, '45, '60, '61, '95, '00, '02, '03, '07, '08, '13, '14
 National Championships1 (1939)
 NIT Appearances10 (11-10, Last: 2012)
 '75, '76, '77, '84, '88, '90, '97, '99, '04, '12
 CBI Appearances1 (5-1, Last: 2011)
 '11*

*National Champions

2013-14 Letterwinners Returning/Lost.....6/8
 2013-14 Starters Returning/Lost.....2/3
 2013-14 Newcomers8
 2013-14 Key Returnees: Artis, Austin, Carter, Dotson, Loyd
 2013-14 Key Losses Emory, Kazemi, Singler, Woods
 2012-13 Overall Record28-9
 2012-13 Pac-12 Record (Finish)12-6 (2nd) +
 2012-13 NCAA Tournament.....2-1 (Sweet Sixteen)
 + Won Pac-12 Tournament Championship
 Final Ranking15 (USA Today); 25 (AP)
 Head CoachDana Altman (4th year)
 Record at Oregon.....96-46
 Career Record629-313 (29th year)
 NCAA Division I Record506-289 (25th year)
 Assistant Coach Tony Stubblefield
 Assistant Coach Brian Fish
 Assistant CoachKevin McKenna
 Director of Basketball Operations..... Josh Jamieson
 Strength Coach..... Bryce Daub
 Athletic Trainer.....Clay Jamieson
 Men's Basketball Contact.....Greg Walker
 Office Phone.....(541) 346-2252
 Cell Phone(541) 954-8775
 Email..... gswalker@uoregon.edu
 Men's Basketball Contact.....Andy McNamara
 Office Phone.....(541) 346-2253
 Cell Phone(541)543-0123
 Email.....mcmamara@uoregon.edu
 Athletics WebsiteGoDucks.com
 Twitter@OregonMBB
 Facebook.....Facebook.com/OregonMBB

2013-14 Oregon Men's Basketball Numerical Roster

| No. | Name | Pos | Ht. | Wt. | Cl. | Exp. | Hometown (High School / College) |
|-----|--------------------|-----|------|-----|-------|------|---|
| 0 | Mike Moser | F | 6-8 | 211 | R-Sr. | TR | Portland, Ore. (Grant HS / UCLA / UNLV) |
| 1 | Dominic Artis | G | 6-1 | 186 | So. | 1L | San Francisco, Calif. (Findlay Prep) |
| 3 | Joseph Young | G | 6-2 | 185 | R-Jr. | TR | Houston, Texas (Yates HS / Houston) |
| 4 | Nicholas Lucenti | G | 6-2 | 205 | Sr. | 3L | Los Angeles, Calif. (Loyola HS) |
| 10 | Johnathan Loyd | G | 5-8 | 163 | Sr. | 3L | Las Vegas, Nev. (Bishop Gorman HS) |
| 11 | Theo Friedman | G | 6-0 | 172 | Fr. | HS | Portland, Ore. (Grant HS) |
| 12 | Jason Calliste | G | 6-2 | 171 | R-Sr. | TR | Scarborough, Ontario (Quality Education Academy / Detroit) |
| 13 | Richard Amardi | F | 6-8 | 224 | R-Sr. | TR | Toronto, Ontario (Einston Churchill HS / Weatherford CC / Indian Hills CC) |
| 15 | Jalil Abdul-Bassit | G | 6-4 | 187 | Jr. | TR | Anchorage, Alaska (East HS / Monroe College / North Idaho College) |
| 20 | Waverly Austin | C | 6-11 | 257 | Sr. | 1L | Fredricksburg, Va. (Progressive Christian Academy / Palm Beach State College) |
| 21 | Damyean Dotson | G | 6-5 | 209 | So. | 1L | Houston, Texas (Yates HS) |
| 23 | Elgin Cook | F | 6-6 | 206 | R-So. | TR | Milwaukee, Wis. (Hamilton HS / Northwest Florida State) |
| 24 | A.J. Lapray | G | 6-5 | 187 | Fr. | HS | Salem, Ore. (Sprague HS) |
| 32 | Ben Carter | F | 6-8 | 220 | So. | 1L | Las Vegas, Nev. (Bishop Gorman HS) |
| 35 | Brian Crow | F | 6-6 | 220 | Jr. | TR | Novato, Calif. (Novato HS / Sonoma State) |

Head Coach: Dana Altman (Eastern New Mexico, 1980; Western State, 1981), 4th year (96-46)

Career Record: 629-313 (29th year); NCAA Division I Record: 506-289 (25th year)

Assistant Coaches: Tony Stubblefield (Nebraska-Omaha, 1995), 4th year;

Brian Fish (Marshall, 1989), 4th year; Kevin McKenna (Creighton, 1993), 4th year

Director of Basketball Operations: Josh Jamieson (Southern Oregon, 2000), 10th year

Assistant Director of Basketball Operations: Kenya Crandell (Nebraska-Kearney, 1996), 2nd Year

Strength & Conditioning Coach: Bryce Daub (Central Washington, 2008), 3rd year

Assistant Conditioning Coach: Brandon Lincoln (Oregon, 2006), 1st year

Athletic Trainer: Clay Jamieson (Arizona, 1994), 16th year

Video Coordinator: Eddie Kirk (Oregon, 2011)

Graduate Managers: Steve Thomas, Ben Voogd

Undergraduate Managers: Drew Abel, Patrick Benson, Chris Mueller, Patrick Scully

Administrative Assistant: Jennifer Allen

Pronunciation Guide

| | |
|------------------|-------------|
| Richard Amardi | ah-MAR-dee |
| Jason Calliste | kuh-LEAST |
| Damyean Dotson | DAY mee-un |
| Theo Friedman | FREED-man |
| A.J. Lapray | lah-PRAY |
| Nicholas Lucenti | loo-SENT-ee |
| Mike Moser | MOH-zer |

2014 OREGON POSTSEASON GUIDE

| | |
|--------------------------------|------------|
| Quick Facts..... | IFC |
| Roster..... | IFC |
| Pronunciation Guide..... | IFC |
| Notes..... | 2 |
| Schedule/Results..... | 2 |
| The Last Time..... | 9 |
| Season Statistics..... | 10 |
| Oregon-BYU Box Score..... | 15 |
| Recent Box Scores..... | 16 |
| Players..... | 17 |
| Coaches..... | 32 |
| NCAA History & Records..... | 42 |
| The Tall Firs..... | 45 |
| Oregon in the NBA..... | 46 |
| Series Records..... | 48 |
| University Administration..... | 50 |
| TV Photo Roster..... | Back Cover |

CREDITS

Cover Design.....Torrey Ball, Brady Johnson
 Cover Photography.....Zach Ancell
 Writing and Layout.....Greg Walker, Brady Johnson
 Contributors.....Andy McNamara, Todd Miles
 Photography.....Eric Evans
 Editing.....Oregon Athletic Communications



Andy McNamara — Assistant Athletic Director, Communications
David Williford — Executive Assistant Athletic Director, Football Communications
Todd Miles, Greg Walker — Associate Directors • Casey Johnson, Joe Waltasti — Assistant Directors
Men's Basketball Contact: Greg Walker (O: 541-346-2252; C: 541-954-8775; email: gswalker@uoregon.edu)

www.GoDucks.com
Twitter: @Oregon MBB
Facebook: OregonMBB
541-346-5488 (P)

2013-14 SCHEDULE

Table with columns: Month, Date, Opponent, W/L, Score, TV. Rows include October, November, December, January, February, and March games.

* Denotes Pac-12 game
1 - Armed Forces Challenge, Camp Humphreys South Korea
2 - Global Spots Hardwood Challenge, Eugene, Ore.
3 - Moda Center, Portland, Ore
4 - Pac-12 Tournament, MGM Grand Garden Arena, Las Vegas, Nev.
5 - NCAA Second Round, BMO Harris Bradley Center, Milwaukee, Wis.

GAME #33 #7 Oregon Ducks (23-9, 10-8 Pac-12) vs. #10 BYU Cougars (23-11, 13-5 WCC)

THE STARTING FIVE

1 Winners of the very first NCAA Men's Basketball Championship (1939), Oregon is making its 12th overall NCAA Tournament appearance. The Ducks are 14-10 in Tournament games, including an NCAA Sweet 16 run last season. This will be just the third time that Oregon has made back-to-back Tournament appearances in school history, joining 1960-61 and 2002-03.

2 Oregon has set the school record for most victories in a four-year span. The Ducks have 96 wins over the last four seasons, having surpassed the legendary "Tall Firs," who won 94 games between 1935-39, culminating in the 1939 NCAA title.

3 Eight Ducks have previous NCAA Tournament experience. Johnathan Loyd, Damyean Dotson, Waverly Austin, Dominic Artis, Ben Carter and Nick Lucenti all played for Oregon in last season's Tournament. Mike Moser was a member of UNLV's 2013 NCAA team, and Jason Calliste played for Detroit's 2012 NCAA squad.

4 Oregon's bench continues to be exceptionally productive in 2013-14. The Ducks are averaging 29.2 points per game from the reserves (933 total). By comparison, opponents are getting 16.3 points per game off the bench (520 total).

5 Already the winningest player in school history, when Johnathan Loyd takes the floor Thursday against BYU, he will be playing in his school record 143rd game, passing former teammate E.J. Singler, who made 142 appearances (2010-13).

GAME 33 OREGON VS. BYU
Date: Thursday, March 20, 2014
Tip Time: 12:20 p.m. PT
Site: Milwaukee, Wis.
Stadium: BMO Harris Bradley Center
Stadium Capacity: 18,451
Television: TruTV
Radio: Westwood One Sports
Live Stats: GoDucks.com
Twitter: @OregonMBB

SERIES HISTORY
All-Time: Oregon leads, 13-8
Last Meeting: 12-21-13 (Eugene, Ore.)
Current Streak: Oregon Won 1
Last UO Win: 12-21-13 (Eugene, Ore.)
Last BYU Win: 12-3-11 (Provo, Utah)

ATHLETIC COMMUNICATIONS
Asst. AD for Communications: Andy McNamara
Office Phone: (541) 346-2253
Cell Phone: (541) 543-0123
Email: mcnamara@uoregon.edu

UNIVERSITY OF OREGON - STARTERS
No. Name Pos. Ht. Wt. Cl. Ex. Hometown PPG RPG OTHER
0 Mike Moser F 6-8 211 Sr.* TR Portland, Ore. 13.5 8.0 .761 FT%
20 Waverly Austin C 6-11 257 Sr. 1V Fredricksburg, Va. 1.8 2.4 0.9 bpg
3 Joseph Young G 6-2 185 Jr.* TR Houston, Texas 18.6 2.8 .416 3FG%
10 Johnathan Loyd G 5-8 163 Sr. 3V Las Vegas, Nev. 7.2 1.8 4.7 apg
21 Damyean Dotson G 6-5 209 So. 1V Houston, Texas 9.7 3.2 .803 FT%

OREGON'S RECORD WHEN ...

| | |
|---|------|
| At home..... | 15-3 |
| On the road..... | 5-5 |
| Neutral site..... | 3-1 |
| Overtime games..... | 4-0 |
| vs. Top-25 team..... | 1-2 |
| Leading at the half..... | 12-3 |
| Behind at the half..... | 9-6 |
| Tied at the half..... | 2-0 |
| Game decided by 1-4 points..... | 3-5 |
| Game decided by 5-9 points..... | 5-2 |
| Game decided by 10-14 points..... | 5-1 |
| Game decided by 15 points or more..... | 10-1 |
| UO scores under 50 points..... | 0-0 |
| UO scores 50-59 points..... | 0-0 |
| UO scores 60-69 points..... | 3-3 |
| UO scores 70-79 points..... | 6-3 |
| UO scores 80-89 points..... | 6-2 |
| UO scores 90-99 points..... | 4-1 |
| UO scores 100+ points..... | 4-0 |
| Opponent scores 70 or more points..... | 13-8 |
| Opponent scores 60-69 points..... | 6-1 |
| Opponent scores 50-59 points..... | 3-0 |
| Opponent scores under 50 points..... | 1-0 |
| UO out-rebounds the opponent..... | 13-2 |
| UO is out-rebounded by the opponent..... | 7-7 |
| Same number of rebounds..... | 3-0 |
| UO has more assists than opponents..... | 18-2 |
| UO has fewer assists than opponents..... | 4-6 |
| Same number of assists..... | 1-1 |
| UO has more steals than opponents..... | 18-5 |
| UO has fewer steals than opponents..... | 4-3 |
| Same number of steals..... | 1-1 |
| UO has more blocks than opponents..... | 11-2 |
| UO has fewer blocks than opponents..... | 9-5 |
| Same number of blocks..... | 3-2 |
| UO has a better shooting percentage..... | 17-1 |
| UO has a worse shooting percentage..... | 6-8 |
| Same shooting percentage..... | 0-0 |
| UO shoots 50 percent or better on FGs..... | 10-1 |
| UO shoots less than 50 percent on FGs..... | 13-8 |
| UO with more TOs than opponents..... | 7-2 |
| UO with fewer TOs than opponents..... | 16-7 |
| Same number of TOs..... | 0-0 |
| UO with more fouls than opponents..... | 7-8 |
| UO with fewer fouls than opponents..... | 15-1 |
| Same number of fouls..... | 1-0 |
| UO wearing white uniforms..... | 5-2 |
| UO wearing white camo uniforms..... | 1-0 |
| UO wearing yellow uniforms..... | 11-1 |
| UO wearing throwback yellow uniforms..... | 1-0 |
| UO wearing throwback yellow/green unis..... | 1-0 |
| UO wearing apple green uniforms..... | 1-3 |
| UO wearing dark green uniforms..... | 0-1 |
| UO wearing black uniforms..... | 3-2 |
| UO in November games..... | 6-0 |
| UO in December games..... | 6-0 |
| UO in January games..... | 2-6 |
| UO in February games..... | 5-2 |
| UO in March games..... | 4-1 |

DUCKS DRAW REMATCH WITH BYU TO OPEN NCAA TOURNAMENT

West Region #7 seed Oregon will face #10 Brigham Young Thursday at 12:10 p.m. Pacific time in Milwaukee, Wis. The winner of Thursday's game will meet the winner of #2 Wisconsin-#15 American on Saturday. The Ducks and Cougars are meeting for the second time this season. Oregon came from behind to win 100-96 in overtime on Dec. 21 in a game that the Ducks led for just over a minute of the 45 total minutes: the first :30 seconds and the last :32. **Jason Calliste** came off the bench to score 31 points, while **Joseph Young** has 25 and **Damyean Dotson** 12 for the Ducks. Tyler Haws led BYU with 32 points, while Kyle Collinsworth scored 15 points with eight assists.

OREGON'S NUMBERS TREND UPWARD

On February 8, Oregon was 15-8 overall, 3-8 in the Pac-12 and had lost eight of 10. But the Ducks reeled off eight wins in a row, marked by impressive decisions at UCLA and over No. 3 Arizona to climb back into the NCAA Tournament. A quick glance at some of the more noteworthy season-ending numbers:

* RPI: 28

*Strength of Schedule: 19

* The Ducks are 11-8 versus the top 100 RPI teams in the nation.

*The Ducks played 23 games vs. top 111 RPI (14-9), and only 10 games versus teams lower than 111 (not to mention just 5 versus those in the 200-plus range). Therefore, two-thirds of Oregon's schedule has been against the top third of teams nationally.

* No losses to teams outside the top 104 RPI.

* An 8-6 road/neutral record with wins at UCLA, Utah and Mississippi, plus neutral site victories over Georgetown and Illinois.

DUCKS AMONG NATIONAL LEADERS

Oregon leads the Pac-12 and is seventh nationally in free throw shooting at 76.6 percent. The Ducks have three of the top six free throw shooters in the league in **Joseph Young** (.884, first), **Jason Calliste** (.858, third) and **Johnathan Loyd** (.820, sixth). What's more impressive, Young had only five misses in Pac-12 play (86-of-91). Oregon also leads the league in scoring (81.8 ppg; 11th nationally), and is second in steals (7.9 per game; 20th nationally).

EIGHT POINTS FROM A TITLE

Oregon was eight points away from winning the Pac-12 title in 2013-14. Had the Ducks won the four Pac-12 games they lost by two points (Stanford, UCLA, Arizona, Arizona State), they would have tied Arizona for the league crown at 14-4.

CALLISTE LEADS THREE-POINT CHARGE, NAMED 6TH MAN OF THE YEAR

Oregon has made 79 three-pointers during its last nine games (8.8 per game). That's thanks in no small part to **Jason Calliste**, who leads the Pac-12 and is fourth nationally in three-point field goal percentage. He has hit 63-of-124 for 50.8 percent on the year. The Oregon single season record is .500 by **Anthony Lever** in 2001-02. Calliste was named the Pac-12's Sixth Man of the Year by collegehoopsdaily.com. The transfer from Detroit is averaging 12.4 points in 26.4 minutes per game off the bench.

YOUNG, LOYD, ENTER SINGLE SEASON LISTS

During the March 13 game versus UCLA, **Joseph Young** entered Oregon's single season top 10 in scoring and free throws, while **Johnathan Loyd** did the same in assists. Young has now scored 595 points in 2013-14, which ranks eighth all-time at Oregon. He has also made 145 free throws, which is tied for 10th on the UO single season list. Loyd has given out a career-high 150 assists this season, which is tied for ninth all-time at Oregon.

"HOO-AH" DUCKS HONOR TROOPS WITH A WIN IN SOUTH KOREA

Oregon opened the regular season on Nov. 8 by defeating Georgetown 82-75 in the Armed Forces Classic on Army Base Camp Humphreys in South Korea. The Ducks travelled more than 12,000 miles round trip to participate in a game that honored the troops serving America. The crowd in attendance consisted entirely of active military members and their families based at Camp Humphreys. At the end of the game, Oregon players removed their jerseys and gave them to the troops, who had stormed the court to celebrate with the Ducks.

The team also got a helicopter hangar tour, where the servicemen and women who fly and maintain four different types of helicopters - Chinook, Blackhawk, Apache and Kiowa - showed off their impressive machines. The Ducks also served lunch to the troops, had a meet and greet at the gym and conducted a kids' clinic. Said Oregon coach **Dana Altman** after the game, "the servicemen and women came out and cheered for us and made us feel like we were the best team in America, but it's those men and women who are the real heroes. Our guys are going to remember this experience for a long time."

Oregon continues to remember the troops they met in South Korea by breaking their team huddle with the Army cry "HOO-AH" as opposed to the traditional "TEAM."

CAREER ASSISTS

| Rank | Ast. | Player | Games | Years |
|----------|------------|-----------------------|------------|----------------|
| 1 | 614 | Kenya Wilkins | 112 | 1993-97 |
| 2 | 572 | Ron Lee | 112 | 1972-76 |
| 3 | 500 | Luke Ridnour | 96 | 2000-03 |
| 4 | 471 | Aaron Brooks | 115 | 2003-07 |
| 5 | 457 | Johnathan Loyd | 142 | 2010-14 |
| 6 | 424 | Luke Jackson | 126 | 2000-04 |
| 7 | 367 | Fred Jones | 125 | 1998-02 |
| 8 | 315 | Terrell Brandon | 57 | 1989-91 |
| 9 | 309 | Mike Drummond | 95 | 1974-78 |
| 10 | 305 | Malcolm Armstead | 70 | 2009-11 |

CAREER STEALS

| Rank | Stl. | Player | Games | Years |
|----------|------------|-----------------------|------------|----------------|
| 1 | 213 | Kenya Wilkins | 112 | 1993-97 |
| 2 | 160 | Luke Jackson | 126 | 2000-04 |
| 3 | 154 | Malcolm Armstead | 70 | 2009-11 |
| 4 | 151 | Johnathan Loyd | 142 | 2010-14 |
| 5 | 150 | Luke Ridnour | 96 | 2000-03 |
| 6 | 148 | Fred Jones | 125 | 1998-02 |
| 7 | 147 | Anthony Taylor | 115 | 1984-88 |
| 8 | 127 | Aaron Brooks | 115 | 2003-07 |
| 9 | 121 | Maarty Leunen | 127 | 2004-08 |
| 10 | 114 | Terrell Brandon | 57 | 1989-91 |

CAREER GAMED PLAYED

| Player | Games |
|---------------------------------------|------------|
| E.J. Singler (2009-13)..... | 142 |
| Johnathan Loyd (2010-14) | 142 |
| Garrett Sim (2008-12)..... | 136 |
| Joevan Catron (2007-09, 2011)..... | 133 |
| Maarty Leunen (2004-08)..... | 127 |
| Luke Jackson (2001-04)..... | 126 |
| Tajuan Porter (2006-10)..... | 126 |
| Fred Jones (1999-02)..... | 125 |

THE 80-WIN CLUB

| Player | Wins |
|---------------------------------------|-----------|
| Johnathan Loyd (2010-14) | 96 |
| E.J. Singler (2009-13)..... | 89 |
| Fred Jones (1999-02)..... | 81 |
| Joevan Catron (2007-09, 2011)..... | 81 |
| Luke Jackson (2001-04)..... | 80 |
| Dick Wilkins (1945-48)..... | 80 |

BENCH PRODUCTION

Oregon's bench continues to be exceptionally productive in 2013-14. The Ducks are averaging 29.2 points per game from the reserves (933 total). By comparison, opponents are getting 16.3 points per game off the bench (450 total). March 12 in the opening round of the Pac-12 Tournament, the Ducks outscored Oregon State's bench 46-6. Two prior to that in Los Angeles, the bench came through with 35 points at USC and 39 points at UCLA. The bench scored a season-best 47 points Jan. 19 at Oregon State. Other big games from the bench include 44 in the OT win versus Brigham Young, 43 against both San Francisco and North Dakota, 38 versus UC Irvine, 37 against Washington, 36 in the OT win at Ole Miss, 36 at home against UCLA and 31 at Washington State.

ON THE PERIMETER

Oregon's perimeter defense has shown marked improvement the last 14 games. During that span, only three opponents have shot better than 32 percent from beyond the arc and six of 13 teams hit 25 percent or less.

CLOSE GAMES CONTINUE

Oregon has played four overtime games as well as 15 contests that have been decided by single digits so far in 2013-14.

YOUNG, MOSER HONORED BY PAC-12

Joseph Young was named to the Pac-12 all-conference second team and **Mike Moser** earned honorable mention honors. Young, a junior from Houston, Texas, leads Oregon and ranks fifth in the conference in scoring at 18.6 points per game. The transfer from the University of Houston is also the conference leader in free throw percentage (.892), ranks third in three-pointers per game (2.2), seventh in three-point field goal percentage (.406) and fifth in steals (1.4 per game). Moser, a senior transfer from UNLV, leads Oregon and is seventh in the Pac-12 in rebounding at 8.2 per game. He also ranks 17th in scoring (13.7 per game), 10th in three-pointers per game (1.7) and 12th in steals (1.2 per game).

YOUNG EARNS ALL-TOURNAMENT NOD

Joseph Young was selected to the five-player Pac-12 all-tournament team after scoring 48 points in two games, including 29 against eventual champion UCLA.

LOYD PASSES JACKSON FOR TOP 5 IN ASSISTS

Johnathan Loyd moved into the top five in Oregon career assists with four Feb. 23 against Washington State. Loyd now has 457 career assists, and this season has moved past a handful of Duck legends. He's gone by Kamikaze Kids' point guard **Mike Drummond** (309/1974-78), NBA all-star **Terrell Brandon** (315/1990-91), former NBA player **Fred Jones** (367/1998-02) and most recently all-American **Luke Jackson** (424/2000-04). Earlier this season, Loyd recorded a pair of impressive assists totals. First, he tied the Matthew Knight Arena record with 13 assists Nov. 29 against Pacific. Former Duck **Malcolm Armstead** also had 13 assists at MKA against Oregon State in 2011. A week later, Loyd set a career high with 15 assists Dec. 8 at Ole Miss. He also just missed a career high with 23 points, but did record the first double-double of his career. The 15 assists were the second-highest single game total in school history. Only the great **Ronnie Lee** had a bigger assist game at Oregon, doling out 17 in a 116-77 win over Villanova (12-23-74).

LOYD MOVES UP STEALS LIST

Johnathan Loyd Loyd passed **Luke Ridnour** (150/2000-03) for fourth in career steals March 12 versus Oregon State. He now has 151 career swipes and is three behind **Malcolm Armstead** (154/2009-11) for third.

MOSER POSTS HISTORIC NUMBERS

Not only has **Mike Moser** posted four consecutive double-doubles heading into the Pac-12 tournament, he's done it in eye-catching fashion. His 20 rebounds Feb. 27 against UCLA were the most by a Duck in 37 years. The last Duck with 20 boards was **Greg Ballard**, who corralled 20 caroms in an epic five-overtime game at Cal (2-10-77). March 4 against Arizona State, Moser nearly joined Ballard in another remarkable feat. With 22 points and 17 rebounds, Moser was just three boards shy of becoming the first 20-20 Duck since Ballard dropped in 41 points in that 1977 game at Cal (41 pts, 20 reb!). The last Oregon player with four consecutive double-doubles was **Maarty Leunen**, who accomplished that feat during the 2006-07 season. The last Duck with at least five consecutive double-doubles was Ballard, who notched six consecutive double-doubles late in the 1975-76 season.

MOST TEAM WINS, THREE-SEASON SPAN

| | |
|----------------------|-----------|
| Seasons | Wins |
| 1936-39 | 74 |
| 1937-40 | 73 |
| 2010-13 | 73 |
| 2011-14 | 72 |
| 2001-04 | 67 |

MOST TEAM WINS, FOUR-SEASON SPAN

| | |
|----------------------|-----------|
| Seasons | Wins |
| 2010-14 | 96 |
| 1935-39 | 94 |
| 1936-40 | 93 |
| 1937-41 | 91 |
| 1938-42 | 91 |
| 2009-13 | 89 |

QUOTABLE

"We've had some dramatic turnarounds in Bubbleville this season, but none comes close to Oregon's. On Feb. 16, the Ducks were 3-8 in Pac-12 play, not guarding anyone and apparently headed to the NIT. Three weeks later, they are a lock for the NCAA tournament. What happened? Seven straight conference wins happened, which turned that 3-8 stain into a perfectly respectable 10-8 mark, including a win at UCLA and, best of all, Saturday's seven-point win over Arizona. All of a sudden, the Ducks are 11-8 against the top 100 and 2-2 against the Top 25 with a top-30 RPI and top-25 strength of schedule. There's nothing to do with Oregon now but lock it up. The Watch admits: It did not see that coming."

-ESPN Bubble Watch, 3-10

"We weren't able to take advantage of our size, and they were definitely able to take advantage of their quickness. I credit them. They did a good job. They've won six in-a-row, seven now, and I look at them as being one of the best teams in our conference - we kind of felt that way all year."

-Arizona coach Sean Miller

"Mike Moser is a tremendous player. He's clearly one of the best guys in the league and I know he has been playing terrific as of late. He goes out and gets 22 points and 17 rebounds - he was a real difference-maker."

-Arizona State coach Herb Sendek

"They are probably the fastest team we'll play all year. They moved the ball. That was a clinic on getting everyone involved."

-Ole Miss guard Marshall Henderson

MOSER EARNS NATIONAL, PAC-12 HONORS

Mike Moser was named the Athlon Sports national player of the week March 3, and the Pac-12 player of the week after averaging 16 points, 16 rebounds and 4.5 assists in the sweep of UCLA and USC. He repeated the conference honor a week later (March 8) when he led Oregon to a sweep of Arizona State and Arizona. He had 22 points and 17 rebounds against the Sun Devils and 10 points and 10 rebounds in the upset of the third-ranked Wildcats.

DUCKS HIT 90-WIN MARK

Oregon has now won 96 games over the course of four seasons for the first time ever. The previous best was 94 victories from 1936-39. Overall, it is just the fifth time in school history that the Ducks have reached at least 90 wins in a four-year span. Oregon won 91 games between 1937-41 and 1938-42, 93 games from 1936-40 and 94 times from 1935-39, culminating in the 1939 NCAA Championship.

20 WINS

Oregon has recorded 20 wins for the fourth straight season. That has been done just once previously in school history, 1936-39 under Basketball Hall of Famer **Howard Hobson**.

LOYD GETS WINS RECORD

Johnathan Loyd is now the all-time winningest player in school history. He passed former teammate **E.J. Singler** (2009-13) for the most wins in an Oregon uniform Feb. 19 versus Washington. Loyd now has 96 wins as a Duck. Loyd is one of just six players in school history to reach 80 wins in an Oregon uniform joining Singler (89), **Fred Jones** (81), **Joevan Catron** (81), **Luke Jackson** (80) and **Dick Wilkins** (80).

STEALING AWAY

Thanks in part to a season-high 16 steal effort (a Matthew Knight Arena record) Feb. 1 versus USC, Oregon ranks 19th in the nation at 7.9 steals per game. That mark is second in the Pac-12. Individually, **Joseph Young** set career highs in steals in back-to-back games. He had five Jan. 30 against UCLA and followed that with six versus USC.

2013-14 STARTING LINEUPS

| Opponent (W/L) | G | G | G/F | F | F/C |
|-------------------------|-------|-------|----------|-------|--------|
| vs. Georgetown (W) | Young | Loyd | Dotson | Moser | Austin |
| Western Carolina (W) | Young | Loyd | Dotson | Moser | Austin |
| Utah Valley (W) | Young | Loyd | Dotson | Moser | Austin |
| San Francisco (W) | Young | Loyd | Dotson | Moser | Austin |
| Pacific (W) | Young | Loyd | Dotson | Moser | Austin |
| North Dakota (W) | Young | Loyd | Dotson | Moser | Austin |
| Cal Poly (W) | Young | Loyd | Dotson | Moser | Austin |
| at Ole Miss (W) | Young | Loyd | Dotson | Moser | Austin |
| vs. Illinois (W) | Young | Loyd | Dotson | Moser | Austin |
| UC Irvine (W) | Young | Loyd | Dotson | Moser | Austin |
| Brigham Young (W) | Young | Loyd | Dotson | Moser | Austin |
| Morgan State (W) | Young | Loyd | Dotson | Moser | Amardi |
| at Utah (W) | Young | Loyd | Dotson | Moser | Amardi |
| at Colorado (L) | Young | Loyd | Dotson | Moser | Amardi |
| California (L) | Young | Loyd | Dotson | Moser | Amardi |
| Stanford (L) | Young | Loyd | Dotson | Moser | Austin |
| at Oregon State (L) | Young | Loyd | Dotson | Moser | Cook |
| at Washington (L) | Young | Artis | Dotson | Moser | Carter |
| at Washington State (W) | Young | Artis | Dotson | Moser | Carter |
| UCLA (L) | Young | Artis | Dotson | Moser | Carter |
| USC (W) | Young | Artis | Dotson | Moser | Carter |
| at Arizona (L) | Young | Artis | Dotson | Moser | Carter |
| at Arizona State (L) | Young | Artis | Dotson | Moser | Amardi |
| Oregon State (W) | Young | Loyd | Dotson | Moser | Austin |
| Washington (W) | Young | Loyd | Dotson | Moser | Austin |
| Washington State (W) | Young | Loyd | Calliste | Moser | Austin |
| at UCLA (W) | Young | Loyd | Dotson | Moser | Austin |
| at USC (W) | Young | Loyd | Dotson | Moser | Austin |
| Arizona State (W) | Young | Loyd | Dotson | Moser | Austin |
| Arizona (W) | Young | Loyd | Dotson | Moser | Austin |
| vs. Oregon State (W) | Young | Loyd | Dotson | Moser | Austin |
| vs. UCLA (L) | Young | Loyd | Dotson | Moser | Austin |

Number of different lineups: 6

Record with different lineups (sorted by most starts):

| | |
|------|--------------------------------------|
| 18-2 | Young, Loyd, Dotson, Moser, Austin |
| 2-3 | Young, Artis, Dotson, Moser, Carter |
| 2-2 | Young, Loyd, Dotson, Moser, Amardi |
| 1-0 | Young, Loyd, Calliste, Moser, Austin |
| 0-1 | Young, Artis, Dotson, Moser, Amardi |
| 0-1 | Young, Loyd, Dotson, Moser, Cook |

Career starts at UO: Johnathan Loyd 69, Damyean Dotson 67, Dominic Artis 31, Waverly Austin 22

SEASON POINTS

| Rank | Pts. | Player | Games | Year |
|----------|------------|---------------------|-----------|----------------|
| 1 | 745 | Terrell Brandon | 28 | 1990-91 |
| 2 | 656 | Luke Jackson | 31 | 2003-04 |
| 3 | 650 | Fred Jones | 34 | 2001-02 |
| 4 | 649 | Luke Ridnour | 33 | 2002-03 |
| 5 | 639 | Stan Love | 26 | 1970-71 |
| 6 | 629 | Greg Ballard | 29 | 1976-77 |
| 7 | 621 | Aaron Brooks | 35 | 2006-07 |
| 8 | 595 | Joseph Young | 32 | 2013-14 |
| 9 | 589 | Anthony Taylor | 30 | 1986-87 |
| 10 | 588 | Joevan Catron | 37 | 2010-11 |

SEASON ASSISTS

| Rank | Asst. | Player | Games | Year |
|------------|-----------------------|------------------|----------------|---------|
| 1 | 218 | Luke Ridnour | 33 | 2002-03 |
| 2 | 184 | Ron Lee | 30 | 1975-76 |
| 3 | 176 | Luke Ridnour | 35 | 2001-02 |
| 4 | 174 | Terrell Brandon | 29 | 1989-90 |
| 5 | 172 | Kenya Wilkins | 29 | 1995-96 |
| 6 | 171 | Kenya Wilkins | 28 | 1994-95 |
| 7 | 167 | Malcolm Armstead | 38 | 2010-11 |
| 8 | 163 | Ron Lee | 30 | 1974-75 |
| 9 | 150 | Darius Wright | 32 | 1998-99 |
| 150 | Johnathan Loyd | 32 | 2013-14 | |

SEASON FREE THROWS MADE

| Rank | FT | Player | Games | Year |
|------------|---------------------|--------------------|----------------|---------|
| 1 | 178 | Joevan Catron | 37 | 2010-11 |
| 2 | 169 | Fred Jones | 35 | 2001-02 |
| 3 | 163 | Luke Jackson | 31 | 2003-04 |
| 4 | 162 | Luke Ridnour | 33 | 2002-03 |
| 5 | 159 | Terrell Brandon | 28 | 1990-91 |
| | 159 | Luke Jackson | 35 | 2001-02 |
| 7 | 153 | Greg Ballard | 29 | 1976-77 |
| 8 | 152 | Antoine Stoudamire | 30 | 1992-93 |
| 9 | 150 | Chet Noe | 28 | 1952-53 |
| 10 | 145 | Stan Love | 26 | 1970-71 |
| 145 | Joseph Young | 32 | 2013-14 | |

ALTMAN WINS 500TH CAREER DIVISION I GAME

Oregon's victory over Washington on Feb. 19 was **Dana Altman's** 500th coaching win at the Division I level. He has 15 wins at Marshall, 68 wins at Kansas State, 327 wins at Creighton and now 96 at Oregon. Altman also won 123 games at the junior college level.

OREGON CLINCHES 4TH STRAIGHT WINNING SEASON

Oregon's Feb. 19 win against Washington guaranteed the Ducks' fourth straight winning season. That's just the fifth time in school history that Oregon has strung together four or more consecutive winning seasons. The Ducks last did that from 2002-05 under **Ernie Kent** (4 straight). The other streaks are six seasons from 1973-78 under **Dick Harter**, seven seasons from 1934-40 for coaches **William Reinhart** and **Howard Hobson**, and 10 consecutive seasons from 1923-32 under **George Bohler** and Reinhardt.

TURNOVER TRENDS

Oregon has forced opponents into double-digit turnovers in 29 of 32 games this year, including a season-high 22 by USC on Feb. 1. The Ducks had a Matthew Knight Arena record 16 steals against the Trojans, which was one off the school's all-time mark. Oregon is third in the league in turnover margin at plus-2.0.

BUCKET LIST

Oregon's two-point losses last month at Arizona (67-65) and Arizona State (74-72) were the Ducks' third and fourth two-point set backs in Pac-12 play this year (UCLA 70-68, Stanford 82-80). In fact, of Oregon's eight losses, seven have been by single digits as the Ducks have been a handful of plays or less from owning several more victories. The last time Oregon dropped four conference games by two points or less: 2006.

1,000 POINT SCORERS

Feb. 16 against Oregon State, senior **Mike Moser** joined the 1,000 career point club, becoming the third player on the current roster to reach that milestone. Moser netted 690 points at UNLV and 9 at UCLA before graduating and transferring to Oregon for his final season (431 points). **Joseph Young** reached the 1,000 point milestone of his NCAA career early this season. Young scored 916 points in two seasons at Houston, and has added another 595 this year for 1,511 career points. He joins **Jason Calliste**, who surpassed 1,000 career points in three seasons at Detroit and now shows 1,465 career points.

BACKCOURT EXPERIENCE

The Ducks have five backcourt players who combined to play nearly 5,000 minutes in 2012-13, and own more than 600 career three-pointers at the NCAA Division I level. The breakdown in 3's: **Jason Calliste** - 240, **Joseph Young** - 193, **Johnathan Loyd** - 73, **Damyean Dotson** - 72, **Dominic Artis** - 42.

REVVED UP TO 80

The Ducks have scored at least 80 points in 17 games this season. Oregon has also gone over 90 points nine times and 100 four times.

MAKING PLAYS FOR THEIR TEAMMATES

The Ducks have had at least 15 assists 17 times this season. In fact, Oregon has been held below 10 assists just four times this year.

CLUTCH SHOT DOT

Damyean Dotson has a couple of overtime game-winners to his credit this year. He had the steal and dunk with :00.6 left in overtime to lift Oregon to the 70-68 win Jan. 2 at Utah. Earlier in the season, he made the go-ahead lay-in with :35 left in overtime as the Ducks topped BYU 100-96 on Dec. 21.

FLYING THE NORTHWEST FLAG

With the Seattle Seahawks becoming the first team from the Pacific Northwest to win the Super Bowl, it's a good time to put out the reminder that Oregon is the only team from the Northwest that has won an NCAA men's basketball title (1939). The Ducks are also the only school from the Northwest to have advanced to the NCAA Elite 8 this century (2002 and 2007). Other Northwest schools most recent Elite 8 trips: Gonzaga (1999), Oregon State (1982), Idaho State (1977), Seattle U. (1958), Washington (1953) and Washington State (1941). No Elite 8 appearances for Boise State, Eastern Washington, Idaho, Portland or Portland State.

A SUPER SHOUT OUT TO SEATTLE'S PRO DUCKS

Oregon has a pair of alums on the Super Bowl champion Seattle Seahawks' roster in starting center **Max Unger** (2005-08) and cornerback **Walter Thurmond III** (2006-09). Oregon's basketball alums who played professionally with the Seattle Supersonics (years at Oregon) include **Luke Ridnour** (2001-03), **Greg Ballard** (1974-77) and **John Greig** (1980-82).

CENTURY NOTES

Oregon tied a school record by reaching the century mark for the fourth time this season Dec. 21 against Brigham Young. It is just the third time in 109 seasons of basketball that the Ducks have scored 100 points four times in the same season. Oregon has never had more than four 100-point games in the same year. The Ducks last had four 100-point games in the same year in 2001-02. Oregon first accomplished that feat in 1995-96.

DUCK NEWCOMER COUNT HITS 10

Ten newcomers have seen action for the Ducks this season. Senior transfers **Mike Moser** (UNLV), **Jason Calliste** (Detroit) and **Richard Amardi** (Indian Hills CC), junior transfers **Joseph Young** (Houston) and **Brian Crow** (Sonoma State), and sophomore transfer **Elgin Cook** (Northwest Florida State) all played in the season opener versus Georgetown. Those six players combined to score 66 of Oregon's 82 points versus the Hoyas. Freshman **Theo Friedman** became the seventh newcomer to play this season when he entered the Western Carolina game. Freshman **A.J. Lapray** made it eight newcomers with his debut in the Utah Valley game. Then after missing a few weeks due to injury, **Jalil Abdul-Bassit**, made his debut against San Francisco. The Ducks hit 10 newcomers Jan. 26 at Washington State when football defensive tackle **Aric Armstead** made his debut on the court for the Ducks. Armstead, a potential starter this fall, has since decided to concentrate on his football career and give up basketball.

SCORING MARK, SEVEN MKA TEAM RECORDS FALL VERSUS WCU

Joseph Young set a Matthew Knight Arena record with his 36 points in the Nov. 13 home opener versus Western Carolina. That was the highest total by a Duck since **Tajuan Porter** netted 38 against Portland State in the 2006-07 season. In addition to Young's scoring record, the Ducks set a number of Matthew Knight Arena team records in the Western Carolina game. Perhaps the most impressive mark established was the field goal percentage record, .653 (32-of-49). Other MKA marks included points in a half (66), points by both teams in a half (110), free throws made (35), free throw attempts (47), fouls (34, by Western Carolina) and fouls by both teams (53). Oregon's 107 points was one shy of the MKA record of 108 scored versus Iowa in the 2012 postseason NIT.

DUCKS ADD AUSTIN

Oregon has added Providence transfer **Brandon Austin** to the roster. Austin was a top-50 rated prep player who helped Imhotep Charter High School record a 28-5 mark and capture the PIAA AAA championship in as a senior in 2013. He will be eligible to play for Oregon at the conclusion of the 2014 fall quarter.

LOOKING AT THE 2013-14 TEAM

The Ducks return two starters, **Dominic Artis** and **Damyean Dotson**, and Pac-12 Tournament Most Outstanding Player **Johnathan Loyd** for the 2013-14 season. Four seniors departed from the Ducks' 2012-13 Sweet 16 team — **E.J. Singler**, **Tony Woods**, **Carlos Emory** and **Arsalan Kazemi**. Singler finished his career with the Ducks as the program's winningest player (89) and ranked 11th all-time in scoring (1,546). Kazemi totaled 56 double-doubles in his four-year career at Rice and Oregon, including 11 during the 2012-13 season, before becoming a 2013 NBA Second Round draft choice by the Philadelphia 76ers (following a trade from Washington). Woods finished his time in Eugene as the program's third-best shot-blocker, racking up 91 blocks in two seasons. Emory, who appeared in all 37 games in 2012-13, finished third on the team in scoring (11.1 ppg).

DANA ALTMAN

- Head coach Dana Altman won his 500th game at the Division I level when the Ducks defeated Washington on Feb. 19.
- Altman is just the second coach in school history to post four straight 20-win seasons, joining Basketball Hall of Famer Howard Hobson, who led the "Tall Firs" to four straight 20-win campaigns from 1935-39. Altman's 2012-13 team became just the sixth UO squad to reach an NCAA Regional Semifinal.
- Altman was the recipient of the 2013 Jim Phelan Award as the national coach of the year.
- Altman guided the Ducks to a 28-9 overall mark and the program's first trip to the Sweet 16 since 2007, racking up the fourth-most wins in a single season in UO history in the process.

JOHNATHAN LOYD

- The 2013 Pac-12 Tournament Most Outstanding Player is now the winningest player in school history (96 career wins).
- Tied with E.J. Singler for the most games played in school history (142).
- Ranks sixth in the Pac-12 in free throw percentage (.820).
- Ranks fifth in the Pac-12 in assists per game (4.7).
- Ranks second in the Pac-12 assist-to-turnover ratio (2.5-to-1).
- Nice performance on senior day with 16 points and three steals in upset of No. 3 Arizona (3/8).
- Netted 11 points with 5 assists against OSU (2/16).
- Had 14 points, 4 assists and 4 steals against Cal.
- Scored the final 6 points to put away win versus Illinois.
- Set career high with 15 assists at Ole Miss, two off the UO school record. Also had 23 points versus the Rebels for his first career double-double.
- Tied Matthew Knight Arena record with 13 assists against Pacific.
- Ranks in UO's top five in both career assists (457) and steals (151).
- Has a career-high 150 assists this season, which is tied for ninth all-time at Oregon.
- Dana Altman's first recruit, Loyd - and walk-on teammate Nick Lucenti, are the last Oregon players to have played at the Ducks' long-time home arena, McArthur Court. Loyd played the first 11 home games of his career at Mac, before Matthew Knight Arena opened on Jan. 13, 2011.

JOSEPH YOUNG

- Named all-Pac-12 second team.
- Named to the Pac-12 all-tournament team.
- Leads the Pac-12 in FT Pct. (.884) and is third in the Pac-12 in scoring (18.6 ppg).
- Has scored in double figures in 28 of 32 games this year.
- Has scored 595 points, which is eighth in UO single season history.
- Went over 1,500 career points at the Division I level 3/13 versus UCLA.
- Big game with 29 points in the Pac-12 quarterfinals against UCLA.
- Opened Pac-12 Tournament with 19 points against Oregon State.
- Strong effort at UCLA with 26 points (2/27).
- Big second half with 18 points against Washington State (2/23).
- Strong effort with 18 points as Oregon held off Washington on 2/19.
- Another 20-point game with 25 against OSU (2/16).
- Impressive second half at ASU where he scored all 29 of his points.
- Set Matthew Knight Arena record with six steals to go with 21 points against USC.
- Good game versus UCLA with 25 points and a then-career high five steals.
- Set a Matthew Knight Arena record with 36 points vs. Western Carolina.
- Scored nearly 1,000 points in two years at Houston, where he shot better than 40 percent from the floor (.440) and three-point range (.402).
- Father Michael Young was a member of Houston's vaunted "Phi Slama Jama" teams.

MIKE MOSER

- Named all-Pac-12 honorable mention.
- Ranks seventh in the Pac-12 in rebounding (8.0 rpg).
- Fourth consecutive double-double with 10 points and 10 rebounds in senior day upset of No. 3 Arizona (3/8)
- Third straight double-double with 22 points and 17 rebounds against Arizona State (3/4); just missed becoming Oregon's first 20-20 player in 37 years.
- Double-double with 20 points and 12 rebounds at USC (3/1).
- Incredible performance with 20 rebounds and 12 points in 2OT win at UCLA on 2/27. The 20 rebounds was the most by a Duck in 37 years.
- Was named Athlon national player of the week and Pac-12 player of the week after his performances against UCLA and USC.
- Monster second half with 21 points (5-7 3FG) to pace Ducks vs. WSU (2/23).
- Led team with 20 points in 2/19 win over Washington.
- Nice performance against OSU (2/16) with 15 points (4-6 3FG) and seven rebounds.
- Netted 14 points at Arizona State.
- Solid all-around game in USC win with 13 points, 4 reb and 4 ast.
- Nearly pushed Oregon to a comeback against Stanford with 24 points (4 3-pointers).
- Third double-double of the season with 15 points and 10 rebounds against Cal.
- Led team with 24 points at No. 20 Colorado.
- Netted 24 points - 22 in the second half and overtime - to go with 10 rebounds at Ole Miss (20th career double-double).
- First Oregon double-double (19th career) came against North Dakota (13 points, 15 reb.).
- Impressive outing against Western Carolina with 26 points.
- Opened Oregon career with 15 points, 7 boards and 6 steals against Georgetown.
- Portland native was a 2012 All-American for UNLV.
- Led the MWC in rebounding and steals in 2011-12 and was all-conference first team.

OREGON IMG SPORTS NETWORK - RADIO

| | |
|---------------------|---------------|
| Bend | KBND, 1100AM |
| Bend | KBND, 100.1FM |
| Burns | KBNH, 1230AM |
| Coos Bay | KWRO, 630AM |
| Eugene | KUJZ 95.3FM |
| Florence | KCST, 106.9FM |
| Klamath Falls | KFLS, 1450AM |
| Lebanon | KGAL, 1580AM |
| Lincoln City | KBCH, 1400AM |
| Medford | KCMX, 880AM |
| Newport | KCUP, 1230AM |
| Portland | KXTG, 750AM |
| Roseburg | KQEN, 1240AM |
| Salem | KYKN, 1430AM |
| Tillamook | KTIL, 95.9FM |

All regular-season games are broadcast on the 15-station Oregon IMG Sports Network. Jerry Allen, in his 27th season, will call the action. Oregon games can also be heard (on a game-to-game basis) on Sirius and XM satellite radio.

INTERNET COVERAGE FOR OREGON MBB

Live audio and stats will be available for all games on goducks.com. UO basketball representatives will make periodic appearances throughout the season on *Ducks Insider*, a daily sports radio show (95.3 FM, Eugene)/webcast (goducks.com) hosted by Jerry Allen from 1-3 p.m. that features interviews with coaches and student-athletes.

DAMYEAN DOTSON

- Had 15 points in win over Arizona State on March 4.
- Strong effort in 2/19 win over Washington, tying a season-high with 17 points on 7-of-8 shooting.
- Scored 15 points in win over Oregon State on Feb. 16.
- Got a steal and slam dunk with 0:00.6 left in overtime for the game winner at Utah.
- Netted the go-ahead lay-in in the final minute of overtime versus BYU.
- Scored season best 17 points with six boards against USF.
- Was named to the 2013 Kyle Macy Freshman All-America Team.
- A Pac-12 All-Tournament team selection averaged 14.7 ppg per game for the tournament champs.
- Selected to the Pac-12 All-Freshman team following the regular season.
- A finalist for the Team USA U19 team.

WAVERLY AUSTIN

- Tremendous effort against Arizona State (3/4) with career highs in rebounds (10), blocks (5) and minutes (28) to go with five points.
- Good energy with six rebounds at both Arizona State and UCLA.
- Had three blocks against both Utah Valley and Pacific.
- Ranked second on the squad with 29 blocks in 2012-13.
- Impressive game last year against Arizona with three blocked shots and three steals to go along with six points.

JASON CALLISTE

- Named the Pac-12 sixth man of the year by collegehoopsdaily.com.
- Leads the league and ranks fourth nationally in 3-point field goal percentage at .508, which would break the current UO single-season mark of .500 by Anthony Lever (2002).
- Third in the Pac-12 in free throw percentage (.858).
- Great Pac-12 Tournament opener with 17 points off the bench.
- Rallied Oregon to a senior day upset of No. 3 Arizona (3/8) with 18 points (4-5 3-pointers).
- Another solid night off the bench with 16 points March 2 s. ASU.
- Nailed 5 3-pointers off the bench (18 points) 2/27 at UCLA.
- Scored 12 points in his first UO start s. WSU (2/23).
- Had 14 points with season best 6 boards at No. 2 Arizona.
- Scored 18 points with 5 rebs. vs. USC.
- Netted 21 points against UCLA.
- Led Ducks with 20 points at Washington State.
- Solid night off the bench with 17 points at Oregon State.
- Career high 31 points off the bench in OT win vs. BYU.
- Set MKA record by making 13-of-13 free throws versus the Cougars.
- Big boost off the bench with 16 points (12-12 FT) versus Georgetown.
- Scored more than 1,100 points during his three years at Detroit.
- Is a graduate of the University of Detroit Mercy with a degree in communications studies.

ELGIN COOK

- Another solid performance off the bench with 12 points at USC.
- Key effort with 7-8 FTs in 2OT win at UCLA (2/27).
- Solid night off the bench with eight points in 2/19 win over UW.
- Key role in Illinois win with 12 points off the bench (5-6 FG).
- Netted 14 points, all in the second half and OT in win at Ole Miss.
- Recorded first career double-double against North Dakota with 10 points and 10 boards.
- Big game against San Francisco with 18 points, 6 reb. and 3 assists.
- Was the 2013 Panhandle Conference freshman of the year, helping lead Northwest Florida State to a No. 3 national ranking, a 30-4 record and the NJCAA national championship game.
- Averaged 14.9 points, 6.0 rebounds, 1.9 assists, 1.3 steals and 1.0 blocks per game for the Raiders in 2012-13.

RICHARD AMARTI

- Netted 12 points at UCLA (2/27).
- Nearly a double-double at Washington (11 pts, 9 reb).
- 13 points and 6 rebounds at Oregon State.
- Active night at Utah with team-high 14 points and seven rebounds.
- Earned first start Dec. 29 vs. Morgan State and responded with a season best 16 points on 8-of-9 shooting.
- Increased contributions off the bench in the Global Sports Hardwood Classic with 15 points against North Dakota and 14 against Cal Poly.
- Playing his first season of Division I ball after netting 8.6 points and 5.2 rebounds per game at Indian Hills C.C.

DOMINIC ARTIS

- Nice effort with 10 points and six assists in the Pac-12 Tournament opener versus Oregon State.
- Scored 10 points at No. 2 Arizona.
- Set career high with seven assists at No. 20 Colorado.
- Key to the overtime win at Utah with 12 points and four steals.
- Set a career high with eight rebounds vs. UC Irvine.
- Led team in assists in 2012-13, averaging 3.2 per game.
- Had a pair of double-digit scoring games in the NCAA Tournament, netting 13 points in the opening round win versus Oklahoma State and 12 in the Sweet 16 game with Louisville.

BEN CARTER

- Eight points in the Pac-12 Tournament opener versus OSU.
- Pair of blocks were key to Oregon's March upset of No. 3 Arizona.
- Netted career high nine rebounds Jan. 26 at Washington State.
- Made first career start Jan. 23 at Washington.
- Season best 11 points at Oregon State.
- Had a career high three assists vs. UC Irvine.
- Appeared in all 37 games for the Ducks as a freshman.
- Averaged 2.4 points and 2.3 rebounds per game.
- Scored a career-high 12 points at UNLV - in his hometown of Las Vegas - on Nov. 23.

JALIL ABDUL-BASSIT

- Two steals in 10 minutes at USC.
- Career high nine points off the bench versus Morgan State.
- Made season debut vs. San Francisco (6 points) after missing the first 3 due to injury.
- Joins father Claude "Muff" Butler as the first father-and-son Division I scholarship basketball players from the state of Alaska
- Averaged 13.0 points and 2.7 rebounds per game for North Idaho College in 2012-13.

A.J. LAPRAY

- Averaged 17 points per game for Salem's Sprague High School.
- Made Oregon debut in the Utah Valley game.

NICK LUCENTI

- Walk-on senior is the grandson of Paul Westhead, UO's women's basketball coach who is the only coach to have won both an NBA title and a WNBA title.

BRIAN CROW

- Junior walk-on transfer from Sonoma State talked his way into a try-out with the team.
- Played crucial two minutes against Georgetown with the Ducks in foul trouble.

THEO FRIEDMAN

- Freshman walk-on averaged 19.4 points per game for Portland's Grant High School.
- Made Oregon debut in the Western Carolina game and scored his first point.

MATT ARENA RECORDS**TEAM**

| | |
|------------------------------------|---|
| Scoring..... | 108 vs. Iowa, 3-18-2012 |
| Scoring, One Half..... | 66 vs. Western Carolina, 11-13-2013 |
| Scoring, Two Teams..... | 205, Oregon (108) vs. Iowa (97), 3-18-2012 |
| Scoring, Two Teams, One Half..... | 110, Oregon (66) vs. Western Carolina (44), 11-13-2013 |
| Field Goals Made..... | 38 vs. Texas-San Antonio, 11-29-2012 |
| Field Goal Attempts..... | 81 vs. Brigham Young, 12-21-2013 |
| Field Goal Percentage..... | .653 vs. Western Carolina (32-49), 11-13-2013 |
| 3-Point Field Goals Made..... | 15 vs. Utah, 3-3-2012 |
| 3-Point Field Goal Attempts..... | 33 vs. Utah, 3-3-2012 |
| 3-Point Field Goal Percentage..... | .667 (8-12) by Washington, 1-26-2013 |
| | (Oregon Record: .632 (12-19) vs. UC Irvine, 12-17-2013) |
| Free Throws Made..... | 35 vs. Western Carolina, 11-13-2013 |
| Free Throw Attempts..... | 47 vs. Western Carolina, 11-13-2013 |
| Free Throw Percentage..... | .947 vs. UCLA (18-19), 1-31-2014 |
| Rebounds..... | 52 vs. Houston Baptist, 12-12-2012 |
| Fouls..... | 34 by Western Carolina, 11-13-2013 |
| | (Oregon Record: 26 vs. Oregon State, 1-29-2012) |
| Fouls, Two Teams..... | 53, Oregon (19) vs. Western Carolina (34), 11-13-2013 |
| Assists..... | 26 vs. Iowa, 3-18-2012 |
| Turnovers..... | 24, 4 times (last vs. Washington, 1-26-2013) |
| Blocks..... | 10 vs. Oregon State, 1-29-2012 |
| Steals..... | 16 vs. USC, 2-1-2014 |

INDIVIDUAL

| | |
|--|---|
| Scoring..... | 36, Joseph Young vs. Western Carolina, 11-13-2013 |
| Field Goals Made..... | 13, Tyler Haws, Brigham Young, 12-21-2013 |
| | (Oregon Record: 11, Devoe Joseph vs. Colorado, 3-1-2012; |
| | 11, Devoe Joseph vs. Louisiana State, 3-13-2012) |
| Field Goal Attempts..... | 25, Troy Huff, North Dakota, 11-30-2013 |
| | (Oregon Record: 23, Joseph Young vs. Brigham Young, 12-21-2013) |
| Field Goal Percentage (Min. 6 att.)..... | .900 (9-10), E.J. Singler vs. Iowa, 3-18-2012 |
| 3-Point Field Goals Made..... | 7, Roy Devyn Marble, Iowa, 3-18-2012 |
| | (Oregon Record: 6, Jay-R Strowbridge vs. Oregon State, 2-19-2011; |
| | .6, Johnathan Loyd vs. Texas-El Paso, 11-29-2011) |
| 3-Point Field Goal Attempts..... | 14, Scott Bamforth, Weber State, 3-16-2011 |
| | (Oregon Record: 9, five times) |
| 3-Point Field Goal Percentage (Min. 5 att.)..... | .875 (7-8), Roy Devyn Marble, Iowa, 3-18-2012 |
| Free Throws Made..... | 16, E.J. Singler vs. UCLA, 1-21-2012; |
| | 16, Joseph Young vs. California 1-9-14 |
| Free Throw Attempts..... | 17, E.J. Singler vs. UCLA, 1-21-2012 |
| | 17, Joseph Young vs. California 1-9-14 |
| Free Throw Percentage..... | 1.000 (13-13), Jason Calliste vs. Brigham Young, 12-21-2013 |
| Rebounds..... | 18, Arsalan Kazemi vs. California, 2-21-2013 |
| Assists..... | 13, Johnathan Loyd vs. Pacific, 11-29-2013; |
| | 13, Malcolm Armstead vs. Oregon State, 2-19-2011 |
| Turnovers..... | 9, Kyle Anderson, UCLA, 1-31-2014; |
| | (Oregon Record: 7 by E.J. Singler vs. Washington, 1-26-2013; |
| | 7 by E.J. Singler vs. Nevada, 12-31-2012) |
| Blocks..... | 5, Tony Woods vs. Portland State, 12-12-2011; |
| | 5, Tony Woods vs. Jacksonville State, 11-19-2012; |
| | 5, Ian Chiles, Morgan State, 12-29-2013; |
| | 5, Waverly Austin vs. Arizona State, 3-4-2014 |
| Steals..... | 6, Joseph Young vs. USC, 2-1-2014 |

(Oregon Best in Parentheses)

THE LAST TIME OREGON

Team

Scored 100+ pts..... 100, vs. BYU (12-21-13)
 Held opponent under 50 pts..... 44, at Washington State (1-26-14)
 Held opponent under 40 pts..... 38, vs. Nebraska (12-15-12)
 Won by 20-30 pts. 27 (71-44), at Washington State (1-26-14)
 Won by 30-40 pts. 33 (100-67), vs. Willamette (12-11-10)
 Won by 40-50 pts. 46 (94-48), vs. Utah (3-3-12)
 Won by 50+ pts..... 52 (87-35), vs. Idaho State (12-8-12)
 Made 50%+ FG..... 57.7% vs. Oregon State (3-12-14)
 Made 60%+ FG..... 65.3% vs. Western Carolina (11-13-13)
 Held opponent under 40%..... 38.3% vs. Arizona State (3-4-14)
 Held opponent under 30%..... 25.0% at Washington State (1-26-14)
 Made 50%+ 3-pt. FGs..... 62.5% (10-of-16), vs. Oregon State (3-12-14)
 Made 60%+ 3-pt. FGs..... 62.5% (10-of-16), vs. Oregon State (3-12-14)
 Made 70%+ 3-pt. FGs..... 72.7% (8-of-11), vs. Saint Louis (3-23-13)
 Held opponent under 30% 3-pts..... 18.2% vs. Arizona (3-8-14)
 Held opponent under 20% 3-pts..... 18.2% vs. Arizona (3-8-14)
 Held opponent under 10% 3-pts..... 6.7% vs. Georgetown (11-8-13)
 Made 10+ 3-pt FGs..... 10-of-16, vs. Oregon State (3-12-14)
 Made 15+ 3-pt FGs..... 15-of-33, vs. Utah (3-3-12)
 Held opponent under five 3-pt FGs..... 3-of-6, Oregon State (3-12-14)
 Held opponent to zero 3-pt FGs..... 0-of-13, vs. Savannah State (11-20-05)
 Made 80%+ FT..... 80.8% (21-of-26), at USC (3-1-14)
 Made 90%+ FT..... 94.7% (18-of-19), vs. UCLA (1-31-14)
 Made 100% FT @..... 100% (11-of-11), at California (2-16-12)
 Attempted 40+ FTs..... 47, vs. Western Carolina (11-13-13)
 Attempted 50+ FTs..... *54, vs. Washington (2-10-04)
 Made 30+ FTs..... 35-of-47, vs. Western Carolina (11-13-13)
 Had 50+ rebounds 50, at UCLA (2-27-14)
 Had 60+ rebounds 65, at Washington State (1-14-99)
 +20 rebound margin..... +22 (41-19), vs. Utah (2-9-13)
 Forced 20+ TOs 22, vs. USC (2-1-14)
 Committed under 10 TOs..... 5, vs. Oregon State (3-12-14)
 Committed under 5 TOs 4, vs. Cal Poly (12-1-13)
 Had 10+ steals 10, vs. Washington State (2-23-14)
 Had 15+ steals 16, vs. USC (2-1-14)
 Had 20+ assists..... 21, at Colorado (1-5-14)
 Had 30+ assists..... 30, vs. Florida A&M (12-20-02)
 Blocked 10+ shots..... 10, vs. Oregon State (1-29-12)
 Went to OT..... W (87-83), at UCLA (2-27-14)
 Went to 2OT W (87-83), at UCLA (2-27-14)
 Went to 3OT L (91-84), at Texas-El Paso (12-19-12)
 Went to 4OT+ L, 107-102 (*5OT) at California (2-10-77)
 Played a ranked opponent..... 3-8-14 vs. #3 Arizona (W, 64-57)
 Beat a ranked opponent 3-8-14 vs. #3 Arizona (W, 64-57)

Individual

Scored 43+ pts..... Greg Ballard (*43) at Oral Roberts (3-9-77)
 Scored 41+ pts. Luke Jackson (42) vs. Arizona (2-19-04)
 Scored 40+ pts. Luke Jackson (40) vs. Colorado (3-17-04)
 Scored 37+ pts. Tajuan Porter (38) vs. Portland State (11-12-06)
 Scored 32+ pts. Joseph Young (36) vs. Western Carolina (11-13-13)
 Scored 30+ pts. Jason Calliste (31) vs. BYU (12-21-13)
 Five players w/10+ pts..... Joseph Young (25), Damyean Dotson (15),
 Mike Moser (15), Jason Calliste (14),
 Johnathan Loyd (11) vs. Oregon State (2-16-14)
 Six players w/10+ pts..... Mike Moser (24), Johnathan Loyd (23),
 Joseph Young (19), Elgin Cook (14),
 Jason Calliste (13), Damyean Dotson (13)
 at Ole Miss (12-8-13)
 Seven+ players w/10+ pts..... Maarty Leunen (18), Tajuan Porter (17),
 Malik Hairston (16), Joevan Catron (14),
 Bryce Taylor (13), Kamyron Brown (11),
 LeKendric Longmire (11) vs. San Francisco (11-24-07)
 Two players w/20+ pts. Joseph Young (25) and Jason Calliste (21)
 vs. UCLA (1-31-14)
 Three players w/20+ pts Luke Jackson (29), Luke Ridnour (28)
 and Fred Jones (24) vs. Wake Forest (3-16-02)
 Had 21+ rebounds Gerald Willett (21) at Duquesne (12-7-74)
 Had 18+ rebounds Mike Moser (20) at UCLA (2-27-14)
 Had 15+ rebounds Mike Moser (17) vs. Arizona State (3-4-14)
 Two players w/10+ rebs..... Mike Moser (17) and Waverly Austin (10)
 vs. Arizona State (3-4-14)
 Three players w/10+ rebs..... Balderston (13), Sprague (13) and Adams (10)
 vs. Tennessee Tech (12-29-85)
 Had 16+ assists..... Ron Lee (*17) vs. Villanova (12-23-74)
 Had 10+ assists..... Johnathan Loyd (15) at Ole Miss (12-8-13)
 Had 7+ steals..... Kenya Wilkins (*9) at Boise State (12-20-96)
 Had 5+ steals..... Joseph Young (6) vs. USC (2-1-14)
 Had 6+ blocks Blair Rasmussen (*8) vs. Davidson (12-27-84)
 Had 5+ blocks Waverly Austin (5) vs. Arizona State (3-4-14)
 Made 8+ 3-pt. FGs... Tajuan Porter (*10-of-12) vs. Portland State (11-12-06)
 Made 7+ 3-pt. FGs Tajuan Porter (7-of-9) at UCLA (7-11-10)
 Made 5+ 3-pt. FGs..... Joseph Young (6-of-11) vs. Oregon State (3-12-14)
 Made 10+ FTs..... Joseph Young (10-of-10) vs. UCLA (1-31-14)
 Recorded a double-double..... Mike Moser (10 pts, 10 reb)
 vs. Arizona (3-8-14)
 Two players w/double-doubles Mike Moser (24 pts, 10 reb)
 and Johnathan Loyd (23 pts, 15 ast) at Ole Miss (12-8-13)
 Player records four straight double-doubles 4, Mike Moser
 12-20 rebs at UCLA (2-27-14); 20-12 rebs at USC (3-1-14);
 22-17 rebs vs. Arizona State (3-4-14); 10-10 rebs vs. Arizona (3-8-14)
 Player records five straight double-doubles 6, Greg Ballard
 15-15 rebs vs. Stanford (2-5-76); 19-12 rebs vs. California (2-7-76);
 32-12 rebs at California (2-13-76); 20-12 rebs at Stanford (2-14-76);
 19-13 rebs at USC (2-19-76); 16-10 rebs at UCLA (2-21-76)
 20 points, 20 rebounds..... Greg Ballard (41 pts, 20 reb)
 at California, 5OT (2-10-77)
 Recorded a triple-double Luke Jackson (14 pts, 11 reb, 12 asst)
 vs. Florida A&M (12-20-02)

* - denotes school record

THE STAT CREW SYSTEM
Oregon Combined Team Statistics (as of Mar 14, 2014)
All games

Overall record: 23-9 Conf: 10-8 Home: 15-3 Away: 5-5 Neutral: 3-1

| # | Player | gp-gs | min | avg | Total | | | 3-Point | | F-Throw | | Rebounds | | | | | pts | avg | | | | |
|----------------|---------------------|-------|------|------|----------|-------|---------|---------|---------|---------|-----|----------|------|------|-----|----|-----|-----|-----|-----|------|------|
| | | | | | fg-fga | fg% | 3fg-fga | 3fg% | ft-fita | ft% | off | def | tot | avg | pf | dq | | | a | to | blk | stl |
| 03 | Young, Joseph | 32-32 | 997 | 31.2 | 189-398 | .475 | 72-173 | .416 | 145-164 | .884 | 24 | 66 | 90 | 2.8 | 47 | 1 | 62 | 37 | 1 | 43 | 595 | 18.6 |
| 00 | Moser, Mike | 32-32 | 921 | 28.8 | 162-351 | .462 | 53-140 | .379 | 54-71 | .761 | 61 | 194 | 255 | 8.0 | 81 | 1 | 54 | 57 | 25 | 38 | 431 | 13.5 |
| 12 | Calliste, Jason | 32-1 | 846 | 26.4 | 110-210 | .524 | 63-124 | .508 | 115-134 | .858 | 17 | 47 | 64 | 2.0 | 68 | 1 | 53 | 47 | 2 | 35 | 398 | 12.4 |
| 21 | Dotson, Damyean | 31-31 | 746 | 24.1 | 112-255 | .439 | 25-81 | .309 | 53-66 | .803 | 22 | 77 | 99 | 3.2 | 55 | 0 | 37 | 38 | 5 | 15 | 302 | 9.7 |
| 10 | Loyd, Johnathan | 32-26 | 806 | 25.2 | 70-147 | .476 | 18-49 | .367 | 73-89 | .820 | 8 | 50 | 58 | 1.8 | 73 | 0 | 150 | 59 | 4 | 35 | 231 | 7.2 |
| 13 | Amardi, Richard | 32-5 | 516 | 16.1 | 87-166 | .524 | 1-3 | .333 | 37-68 | .544 | 42 | 83 | 125 | 3.9 | 108 | 4 | 12 | 38 | 16 | 24 | 212 | 6.6 |
| 23 | Cook, Elgin | 32-1 | 521 | 16.3 | 67-122 | .549 | 2-13 | .154 | 64-97 | .660 | 51 | 64 | 115 | 3.6 | 81 | 0 | 13 | 26 | 15 | 20 | 200 | 6.3 |
| 01 | Artis, Dominic | 23-6 | 404 | 17.6 | 31-94 | .330 | 8-30 | .267 | 28-41 | .683 | 8 | 36 | 44 | 1.9 | 38 | 0 | 53 | 32 | 2 | 20 | 98 | 4.3 |
| 32 | Carter, Ben | 23-5 | 292 | 12.7 | 18-46 | .391 | 0-1 | .000 | 25-33 | .758 | 26 | 34 | 60 | 2.6 | 51 | 1 | 17 | 15 | 12 | 10 | 61 | 2.7 |
| 02 | Armstead, Arik | 1-0 | 4 | 4.0 | 1-1 | 1.000 | 0-0 | .000 | 0-0 | .000 | 0 | 0 | 0 | 0.0 | 1 | 0 | 0 | 0 | 0 | 0 | 2 | 2.0 |
| 15 | Abdul-Bassit, Jalil | 16-0 | 102 | 6.4 | 11-33 | .333 | 7-18 | .389 | 1-6 | .167 | 1 | 8 | 9 | 0.6 | 9 | 0 | 4 | 5 | 0 | 4 | 30 | 1.9 |
| 20 | Austin, Waverly | 29-21 | 315 | 10.9 | 18-45 | .400 | 0-0 | .000 | 17-29 | .586 | 28 | 42 | 70 | 2.4 | 60 | 1 | 7 | 13 | 26 | 9 | 53 | 1.8 |
| 11 | Friedman, Theo | 10-0 | 24 | 2.4 | 1-1 | 1.000 | 0-0 | .000 | 4-6 | .667 | 1 | 0 | 1 | 0.1 | 4 | 0 | 0 | 2 | 0 | 1 | 6 | 0.6 |
| 35 | Crow, Brian | 6-0 | 14 | 2.3 | 0-2 | .000 | 0-2 | .000 | 0-0 | .000 | 0 | 0 | 0 | 0.0 | 2 | 0 | 0 | 0 | 0 | 0 | 0 | 0.0 |
| 24 | Lapray, A.J. | 2-0 | 5 | 2.5 | 0-1 | .000 | 0-0 | .000 | 0-0 | .000 | 0 | 0 | 0 | 0.0 | 1 | 0 | 0 | 0 | 0 | 0 | 0 | 0.0 |
| 04 | Lucenti, Nicholas | 6-0 | 12 | 2.0 | 0-2 | .000 | 0-1 | .000 | 0-0 | .000 | 1 | 2 | 3 | 0.5 | 1 | 0 | 0 | 0 | 0 | 0 | 0 | 0.0 |
| Team | | | | | | | | | | | 55 | 49 | 104 | | | | 4 | | | | | |
| Total..... | | 32 | 6525 | | 877-1874 | .468 | 249-635 | .392 | 616-804 | .766 | 345 | 752 | 1097 | 34.3 | 680 | 9 | 462 | 373 | 108 | 254 | 2619 | 81.8 |
| Opponents..... | | 32 | 6525 | | 789-1786 | .442 | 182-564 | .323 | 608-857 | .709 | 351 | 706 | 1057 | 33.0 | 655 | 16 | 395 | 441 | 124 | 161 | 2368 | 74.0 |

| TEAM STATISTICS | ORE | OPP | Date | Opponent | Score | Att. | | | |
|------------------------|----------|----------|------------|---------------------|-------------|------------|-----------------|---------|-------|
| SCORING | 2619 | 2368 | 11/08/13 | vs Georgetown | w 82-75 | 2100 | | | |
| Points per game | 81.8 | 74.0 | 11/13/13 | WESTERN CAROLINA | w 107-83 | 6262 | | | |
| Scoring margin | +7.8 | - | 11/19/13 | UTAH VALLEY | w 69-54 | 5717 | | | |
| FIELD GOALS-ATT | 877-1874 | 789-1786 | 11/24/13 | SAN FRANCISCO | w 100-82 | 6084 | | | |
| Field goal pct | .468 | .442 | 11/29/13 | PACIFIC | w 85-62 | 5719 | | | |
| 3 POINT FG-ATT | 249-635 | 182-564 | 11/30/13 | NORTH DAKOTA | w 91-76 | 5937 | | | |
| 3-point FG pct | .392 | .323 | 12/01/13 | CAL POLY | w 82-61 | 5580 | | | |
| 3-pt FG made per game | 7.8 | 5.7 | 12/08/13 | at Ole Miss | Wot 115-105 | 8212 | | | |
| FREE THROWS-ATT | 616-804 | 608-857 | 12/14/13 | vs Illinois | w 71-64 | 10043 | | | |
| Free throw pct | .766 | .709 | 12/17/13 | UC IRVINE | w 91-63 | 5958 | | | |
| F-Throws made per game | 19.3 | 19.0 | 12/21/13 | BRIGHAM YOUNG | Wot 100-96 | 8035 | | | |
| REBOUNDS | 1097 | 1057 | 12/29/13 | MORGAN STATE | w 97-76 | 6586 | | | |
| Rebounds per game | 34.3 | 33.0 | * 01/02/14 | at Utah | Wot 70-68 | 13426 | | | |
| Rebounding margin | +1.3 | - | * 01/05/14 | at Colorado | L 91-100 | 10398 | | | |
| ASSISTS | 462 | 395 | * 01/09/14 | CALIFORNIA | L 83-96 | 8415 | | | |
| Assists per game | 14.4 | 12.3 | * 01/12/14 | STANFORD | L 80-82 | 8852 | | | |
| TURNOVERS | 373 | 441 | * 01/19/14 | at Oregon State | L 72-80 | 6358 | | | |
| Turnovers per game | 11.7 | 13.8 | * 01/23/14 | at Washington | L 76-80 | 6748 | | | |
| Turnover margin | +2.1 | - | * 01/26/14 | at Washington State | w 71-44 | 3866 | | | |
| Assist/turnover ratio | 1.2 | 0.9 | * 01/30/14 | UCLA | L 68-70 | 8766 | | | |
| STEALS | 254 | 161 | * 02/01/14 | USC | w 78-66 | 11178 | | | |
| Steals per game | 7.9 | 5.0 | * 02/06/14 | at Arizona | L 65-67 | 14545 | | | |
| BLOCKS | 108 | 124 | * 02/08/14 | at Arizona State | L 72-74 | 8583 | | | |
| Blocks per game | 3.4 | 3.9 | * 02/16/14 | OREGON STATE | w 93-83 | 10013 | | | |
| ATTENDANCE | 140085 | 119353 | * 02/19/14 | WASHINGTON | w 78-71 | 6792 | | | |
| Home games-Avg/Game | 18-7782 | 10-8556 | * 02/23/14 | WASHINGTON STATE | w 67-53 | 8702 | | | |
| Neutral site-Avg/Game | - | 4-8448 | * 02/27/14 | at UCLA | Wo2 87-83 | 8643 | | | |
| Score by Periods | 1st | 2nd | OT | OT2 | Totals | | | | |
| Oregon | 1172 | 1381 | 52 | 14 | 2619 | * 03/01/14 | at USC | w 78-63 | 4781 |
| Opponents | 1108 | 1214 | 36 | 10 | 2368 | * 03/04/14 | ARIZONA STATE | w 85-78 | 9125 |
| | | | | | | * 03/08/14 | ARIZONA | w 64-57 | 12364 |
| | | | | | | 03/12/14 | vs Oregon State | w 88-74 | 8734 |
| | | | | | | 03/13/14 | vs UCLA | L 63-82 | 12916 |

* - Conference game

THE STAT CREW SYSTEM
Oregon Combined Team Statistics (as of Mar 08, 2014)
Conference games

| RECORD: | OVERALL | HOME | AWAY | NEUTRAL |
|----------------|----------------|-------------|-------------|----------------|
| ALL GAMES | 10-8 | 6-3 | 4-5 | 0-0 |
| CONFERENCE | 10-8 | 6-3 | 4-5 | 0-0 |
| NON-CONFERENCE | 0-0 | 0-0 | 0-0 | 0-0 |

| # | Player | gp-gs | min | avg | Total | | 3-Point | | F-Throw | | Rebounds | | | | | pts | avg | | | | | | |
|----------------|---------------------|-------|------|------|----------|-------|---------|------|---------|------|----------|-----|-----|------|-----|-----|-----|-----|----|-----|------|------|--|
| | | | | | fg-fga | fg% | 3fg-fga | 3fg% | ft-fa | ft% | off | def | tot | avg | pf | | | dq | a | to | blk | stl | |
| 03 | Young, Joseph | 18-18 | 566 | 31.4 | 91-223 | .408 | 37-100 | .370 | 86-91 | .945 | 13 | 30 | 43 | 2.4 | 27 | 0 | 33 | 28 | 1 | 26 | 305 | 16.9 | |
| 00 | Moser, Mike | 18-18 | 519 | 28.8 | 90-208 | .433 | 31-81 | .383 | 32-40 | .800 | 45 | 112 | 157 | 8.7 | 51 | 1 | 32 | 27 | 10 | 19 | 243 | 13.5 | |
| 12 | Calliste, Jason | 18-1 | 482 | 26.8 | 71-137 | .518 | 41-84 | .488 | 45-59 | .763 | 10 | 25 | 35 | 1.9 | 37 | 1 | 25 | 24 | 1 | 23 | 228 | 12.7 | |
| 21 | Dotson, Damyean | 17-17 | 403 | 23.7 | 58-134 | .433 | 11-43 | .256 | 30-35 | .857 | 11 | 38 | 49 | 2.9 | 35 | 0 | 19 | 18 | 1 | 9 | 157 | 9.2 | |
| 13 | Amardi, Richard | 18-4 | 283 | 15.7 | 47-97 | .485 | 1-3 | .333 | 22-41 | .537 | 18 | 44 | 62 | 3.4 | 61 | 3 | 5 | 15 | 11 | 8 | 117 | 6.5 | |
| 10 | Loyd, Johnathan | 18-12 | 456 | 25.3 | 35-78 | .449 | 8-22 | .364 | 35-44 | .795 | 7 | 32 | 39 | 2.2 | 38 | 0 | 65 | 32 | 3 | 23 | 113 | 6.3 | |
| 23 | Cook, Elgin | 18-1 | 255 | 14.2 | 26-51 | .510 | 1-7 | .143 | 26-37 | .703 | 22 | 33 | 55 | 3.1 | 40 | 0 | 7 | 10 | 7 | 8 | 79 | 4.4 | |
| 01 | Artis, Dominic | 18-6 | 300 | 16.7 | 22-73 | .301 | 5-23 | .217 | 22-30 | .733 | 6 | 19 | 25 | 1.4 | 32 | 0 | 36 | 22 | 2 | 17 | 71 | 3.9 | |
| 32 | Carter, Ben | 18-5 | 221 | 12.3 | 12-30 | .400 | 0-0 | .000 | 20-26 | .769 | 22 | 26 | 48 | 2.7 | 32 | 0 | 11 | 13 | 10 | 6 | 44 | 2.4 | |
| 02 | Armstead, Arik | 1-0 | 4 | 4.0 | 1-1 | 1.000 | 0-0 | .000 | 0-0 | .000 | 0 | 0 | 0 | 0.0 | 1 | 0 | 0 | 0 | 0 | 0 | 2 | 2.0 | |
| 20 | Austin, Waverly | 15-8 | 148 | 9.9 | 6-18 | .333 | 0-0 | .000 | 3-7 | .429 | 15 | 20 | 35 | 2.3 | 24 | 0 | 5 | 6 | 13 | 1 | 15 | 1.0 | |
| 15 | Abdul-Bassit, Jalil | 6-0 | 33 | 5.5 | 2-12 | .167 | 0-5 | .000 | 0-2 | .000 | 1 | 3 | 4 | 0.7 | 3 | 0 | 1 | 2 | 0 | 3 | 4 | 0.7 | |
| 11 | Friedman, Theo | 1-0 | 3 | 3.0 | 0-0 | .000 | 0-0 | .000 | 0-0 | .000 | 0 | 0 | 0 | 0.0 | 1 | 0 | 0 | 1 | 0 | 0 | 0 | 0.0 | |
| 04 | Lucenti, Nicholas | 1-0 | 2 | 2.0 | 0-0 | .000 | 0-0 | .000 | 0-0 | .000 | 0 | 0 | 0 | 0.0 | 0 | 0 | 0 | 0 | 0 | 0 | 0 | 0.0 | |
| Team | | | | | | | | | | | 30 | 21 | 51 | | | | | | | | | 3 | |
| Total..... | | 18 | 3675 | | 461-1062 | .434 | 135-368 | .367 | 321-412 | .779 | 200 | 403 | 603 | 33.5 | 382 | 5 | 239 | 201 | 59 | 143 | 1378 | 76.6 | |
| Opponents..... | | 18 | 3675 | | 428-961 | .445 | 93-287 | .324 | 366-494 | .741 | 181 | 424 | 605 | 33.6 | 340 | 5 | 234 | 244 | 79 | 83 | 1315 | 73.1 | |

| TEAM STATISTICS | ORE | OPP | Date | Opponent | Score | Att. |
|------------------------|----------|---------|------------|---------------------|-----------|-------|
| SCORING | 1378 | 1315 | * 01/02/14 | at Utah | Wot 70-68 | 13426 |
| Points per game | 76.6 | 73.1 | * 01/05/14 | at Colorado | L 91-100 | 10398 |
| Scoring margin | +3.5 | - | * 01/09/14 | CALIFORNIA | L 83-96 | 8415 |
| FIELD GOALS-ATT | 461-1062 | 428-961 | * 01/12/14 | STANFORD | L 80-82 | 8852 |
| Field goal pct | .434 | .445 | * 01/19/14 | at Oregon State | L 72-80 | 6358 |
| 3 POINT FG-ATT | 135-368 | 93-287 | * 01/23/14 | at Washington | L 76-80 | 6748 |
| 3-point FG pct | .367 | .324 | * 01/26/14 | at Washington State | W 71-44 | 3866 |
| 3-pt FG made per game | 7.5 | 5.2 | * 01/30/14 | UCLA | L 68-70 | 8766 |
| FREE THROWS-ATT | 321-412 | 366-494 | * 02/01/14 | USC | W 78-66 | 11178 |
| Free throw pct | .779 | .741 | * 02/06/14 | at Arizona | L 65-67 | 14545 |
| F-Throws made per game | 17.8 | 20.3 | * 02/08/14 | at Arizona State | L 72-74 | 8583 |
| REBOUNDS | 603 | 605 | * 02/16/14 | OREGON STATE | W 93-83 | 10013 |
| Rebounds per game | 33.5 | 33.6 | * 02/19/14 | WASHINGTON | W 78-71 | 6792 |
| Rebounding margin | -0.1 | - | * 02/23/14 | WASHINGTON STATE | W 67-53 | 8702 |
| ASSISTS | 239 | 234 | * 02/27/14 | at UCLA | Wo2 87-83 | 8643 |
| Assists per game | 13.3 | 13.0 | * 03/01/14 | at USC | W 78-63 | 4781 |
| TURNOVERS | 201 | 244 | * 03/04/14 | ARIZONA STATE | W 85-78 | 9125 |
| Turnovers per game | 11.2 | 13.6 | * 03/08/14 | ARIZONA | W 64-57 | 12364 |
| Turnover margin | +2.4 | - | | | | |
| Assist/turnover ratio | 1.2 | 1.0 | | | | |
| STEALS | 143 | 83 | | | | |
| Steals per game | 7.9 | 4.6 | | | | |
| BLOCKS | 59 | 79 | | | | |
| Blocks per game | 3.3 | 4.4 | | | | |
| ATTENDANCE | 84207 | 77348 | | | | |
| Home games-Avg/Game | 9-9356 | 9-8594 | | | | |
| Neutral site-Avg/Game | - | 0-0 | | | | |

* - Conference game

| Score by Periods | 1st | 2nd | OT | OT2 | Totals |
|------------------|-----|-----|----|-----|--------|
| Oregon | 615 | 739 | 10 | 14 | 1378 |
| Opponents | 622 | 675 | 8 | 10 | 1315 |

THE STAT CREW SYSTEM
Oregon Extended Season Box Score (as of Mar 13, 2014)
All games

| RECORD: | OVERALL | | HOME | | AWAY | | NEUTRAL | | | | | | | | | | | | | | | | | | | | | |
|----------------|---------------------|-------|------|------|----------|-------|---------|------|---------|-------|-----|-----|------|------|----------|----|-----|-------|-----|-------|------|------|------|-------|------|-------|------|-----|
| | 23-9 | 15-3 | 6-3 | 9-0 | 5-5 | 4-5 | 3-1 | 0-0 | | | | | | | | | | | | | | | | | | | | |
| ALL GAMES | 23-9 | 15-3 | 6-3 | 9-0 | 5-5 | 4-5 | 3-1 | 0-0 | | | | | | | | | | | | | | | | | | | | |
| CONFERENCE | 10-8 | 6-3 | 9-0 | 1-0 | 3-1 | 0-0 | 3-1 | 0-0 | | | | | | | | | | | | | | | | | | | | |
| NON-CONFERENCE | 13-1 | 9-0 | 1-0 | 3-1 | 1-0 | 3-1 | 3-1 | 0-0 | | | | | | | | | | | | | | | | | | | | |
| # | Player | gp-gs | min | avg | fg-fga | fg% | 3fg-fga | 3fg% | F-Throw | ft-fa | ft% | off | def | tot | Rebounds | pf | dq | a | a/g | to | to/g | a/to | blk | blk/g | stl | stl/g | pts | avg |
| 03 | Young, Joseph | 32-32 | 997 | 31.2 | 189-398 | .475 | 72-173 | .416 | 145-164 | .884 | .24 | 66 | 90 | 2.8 | 47 | 1 | 62 | 1.94 | 37 | 1.16 | 1.68 | 1 | 0.03 | 43 | 1.34 | 595 | 18.6 | |
| 00 | Moser, Mike | 32-32 | 921 | 28.8 | 162-351 | .462 | 53-140 | .379 | 54-71 | .761 | 61 | 194 | 255 | 8.0 | 81 | 1 | 54 | 1.69 | 57 | 1.78 | 0.95 | 25 | 0.78 | 38 | 1.19 | 431 | 13.5 | |
| 12 | Calliste, Jason | 32-1 | 846 | 26.4 | 110-210 | .524 | 63-124 | .508 | 115-134 | .858 | 17 | 47 | 64 | 2.0 | 68 | 1 | 53 | 1.66 | 47 | 1.47 | 1.13 | 2 | 0.06 | 35 | 1.09 | 398 | 12.4 | |
| 21 | Dotson, Damyean | 31-31 | 746 | 24.1 | 112-255 | .439 | 25-81 | .309 | 53-66 | .803 | 22 | 77 | 99 | 3.2 | 55 | 0 | 37 | 1.19 | 38 | 1.23 | 0.97 | 5 | 0.16 | 15 | 0.48 | 302 | 9.7 | |
| 10 | Loyd, Johnathan | 32-26 | 806 | 25.2 | 70-147 | .476 | 18-49 | .367 | 73-89 | .820 | 8 | 50 | 58 | 1.8 | 73 | 0 | 150 | 4.69 | 59 | 1.84 | 2.54 | 4 | 0.13 | 35 | 1.09 | 231 | 7.2 | |
| 13 | Amardi, Richard | 32-5 | 516 | 16.1 | 87-166 | .524 | 1-3 | .333 | 37-68 | .544 | 42 | 83 | 125 | 3.9 | 108 | 4 | 12 | 0.38 | 38 | 1.19 | 0.32 | 16 | 0.50 | 24 | 0.75 | 212 | 6.6 | |
| 23 | Cook, Elgin | 32-1 | 521 | 16.3 | 67-122 | .549 | 2-13 | .154 | 64-97 | .660 | 51 | 64 | 115 | 3.6 | 81 | 0 | 13 | 0.41 | 26 | 0.81 | 0.50 | 15 | 0.47 | 20 | 0.63 | 200 | 6.3 | |
| 01 | Artis, Dominic | 23-6 | 404 | 17.6 | 31-94 | .330 | 8-30 | .267 | 28-41 | .683 | 8 | 36 | 44 | 1.9 | 38 | 0 | 53 | 2.30 | 32 | 1.39 | 1.66 | 2 | 0.09 | 20 | 0.87 | 98 | 4.3 | |
| 32 | Carter, Ben | 23-5 | 292 | 12.7 | 18-46 | .391 | 0-1 | .000 | 25-33 | .758 | 26 | 34 | 60 | 2.6 | 51 | 1 | 17 | 0.74 | 15 | 0.65 | 1.13 | 12 | 0.52 | 10 | 0.43 | 61 | 2.7 | |
| 02 | Armstead, Arik | 1-0 | 4 | 4.0 | 1-1 | 1.000 | 0-0 | .000 | 0-0 | .000 | 0 | 0 | 0 | 0 | 1 | 0 | 0 | 0.00 | 0 | 0.00 | 0.00 | 0 | 0.00 | 0 | 0.00 | 2 | 2.0 | |
| 15 | Abdul-Bassit, Jaiil | 16-0 | 102 | 6.4 | 11-33 | .333 | 7-18 | .389 | 1-6 | .167 | 1 | 8 | 9 | 0.6 | 9 | 0 | 4 | 0.25 | 5 | 0.31 | 0.80 | 0 | 0.00 | 4 | 0.25 | 30 | 1.9 | |
| 20 | Austin, Waverly | 29-21 | 315 | 10.9 | 18-45 | .400 | 0-0 | .000 | 17-29 | .586 | 28 | 42 | 70 | 2.4 | 60 | 1 | 7 | 0.24 | 13 | 0.45 | 0.54 | 26 | 0.90 | 9 | 0.31 | 53 | 1.8 | |
| 11 | Friedman, Theo | 10-0 | 24 | 2.4 | 1-1 | 1.000 | 0-0 | .000 | 4-6 | .667 | 1 | 0 | 1 | 0.1 | 4 | 0 | 0 | 0.00 | 2 | 0.20 | 0.00 | 0 | 0.00 | 1 | 0.10 | 6 | 0.6 | |
| 35 | Crow, Brian | 6-0 | 14 | 2.3 | 0-2 | .000 | 0-2 | .000 | 0-0 | .000 | 0 | 0 | 0 | 0 | 2 | 0 | 0 | 0.00 | 0 | 0.00 | 0.00 | 0 | 0.00 | 0 | 0.00 | 0 | 0.0 | |
| 24 | Lapray, A.J. | 2-0 | 5 | 2.5 | 0-1 | .000 | 0-0 | .000 | 0-0 | .000 | 0 | 0 | 0 | 0 | 1 | 0 | 0 | 0.00 | 0 | 0.00 | 0.00 | 0 | 0.00 | 0 | 0.00 | 0 | 0.0 | |
| 04 | Lucenti, Nicholas | 6-0 | 12 | 2.0 | 0-2 | .000 | 0-1 | .000 | 0-0 | .000 | 1 | 2 | 3 | 0.5 | 1 | 0 | 0 | 0.00 | 0 | 0.00 | 0.00 | 0 | 0.00 | 0 | 0.00 | 0 | 0.0 | |
| Total..... | | 32 | 6525 | | 877-1874 | .468 | 249-635 | .392 | 616-804 | .766 | 345 | 752 | 1097 | 34.3 | 680 | 9 | 462 | 14.44 | 373 | 11.66 | 1.24 | 108 | 3.38 | 254 | 7.94 | 2619 | 81.8 | |
| Opponents..... | | 32 | 6525 | | 789-1786 | .442 | 182-564 | .323 | 608-857 | .709 | 351 | 706 | 1057 | 33.0 | 655 | 16 | 395 | 12.34 | 441 | 13.78 | 0.90 | 124 | 3.88 | 161 | 5.03 | 2368 | 74.0 | |

| Score by Periods | 1st | 2nd | OT | OT2 | Totals |
|------------------|------|------|----|-----|--------|
| Oregon | 1172 | 1381 | 52 | 14 | 2619 |
| Opponents | 1108 | 1214 | 36 | 10 | 2368 |

THE STAT CREW SYSTEM
Oregon Team Game-by-Game Comparison (as of Mar 13, 2014)
All games

| Opponent | 1st | 2nd | Score | Mar | Total FG | FG Pct | 3-Pointers | 3FG Pct | Free Throws | FT Pct | Rebounds | Assist | T/Over | Block | Steal | Fouls | |
|------------------|-------|-------|---------|------|-------------|-----------|-------------|-----------|-------------|-----------|----------|--------|--------|-------|-------|-------|-------|
| Georgetown | 37/34 | 45/41 | 82-75 | +7 | 20-49/27-59 | .408/.458 | 6-22/1-15 | .273/.067 | 36-44/20-30 | .818/.667 | 40/32 | +8 | 15/12 | 13/11 | 2/6 | 9/7 | 28/31 |
| WESTERN CAROLINA | 41/39 | 66/44 | 107-83 | +24 | 32-49/27-59 | .653/.458 | 8-14/9-20 | .571/.450 | 35-47/20-31 | .745/.645 | 29/29 | - | 15/12 | 11/15 | 0/2 | 9/6 | 19/34 |
| UTAH VALLEY | 29/25 | 40/29 | 69-54 | +15 | 26-63/22-58 | .413/.379 | 6-21/5-20 | .286/.250 | 11-15/5-8 | .733/.625 | 42/30 | +12 | 12/13 | 12/14 | 8/2 | 8/3 | 17/16 |
| SAN FRANCISCO | 40/35 | 60/47 | 100-82 | +18 | 33-60/25-68 | .550/.368 | 11-19/8-28 | .579/.286 | 23-36/24-34 | .639/.706 | 39/38 | +1 | 17/13 | 11/12 | 4/1 | 5/6 | 23/28 |
| PACIFIC | 29/36 | 56/26 | 85-62 | +23 | 28-50/20-55 | .560/.364 | 8-21/8-23 | .381/.348 | 21-30/14-18 | .700/.778 | 27/35 | (8) | 19/10 | 9/18 | 5/2 | 10/3 | 16/22 |
| NORTH DAKOTA | 49/32 | 42/44 | 91-76 | +15 | 33-56/29-71 | .589/.408 | 4-10/4-21 | .400/.190 | 21-24/14-21 | .875/.667 | 44/28 | +16 | 15/8 | 20/10 | 6/0 | 5/10 | 19/18 |
| CAL POLY | 44/32 | 38/29 | 82-61 | +21 | 24-50/22-55 | .480/.400 | 9-19/6-27 | .474/.222 | 25-35/11-16 | .714/.688 | 35/27 | +8 | 14/9 | 4/7 | 2/3 | 3/3 | 16/26 |
| Ole Miss | 37/38 | 52/51 | 115-105 | +10 | 38-65/31-70 | .585/.443 | 11-18/15-35 | .611/.429 | 28-35/28-38 | .800/.737 | 34/36 | (2) | 25/17 | 15/18 | 1/5 | 11/4 | 27/28 |
| Illinois | 32/32 | 39/32 | 71-64 | +7 | 29-52/24-56 | .558/.429 | 4-15/5-17 | .267/.294 | 9-12/11-13 | .750/.846 | 30/27 | +3 | 14/8 | 16/12 | 2/2 | 6/10 | 15/16 |
| UC IRVINE | 48/29 | 43/34 | 91-63 | +28 | 32-67/22-54 | .478/.407 | 12-19/6-18 | .632/.333 | 15-19/13-26 | .789/.500 | 39/35 | +4 | 17/11 | 11/19 | 4/6 | 13/2 | 25/17 |
| BRIGHAM YOUNG | 41/47 | 43/37 | 100-96 | +4 | 33-81/34-72 | .407/.472 | 10-32/6-16 | .313/.375 | 24-31/22-36 | .774/.611 | 40/51 | (11) | 15/15 | 10/18 | 6/4 | 12/5 | 22/23 |
| MORGAN STATE | 54/30 | 43/46 | 97-76 | +21 | 34-63/25-57 | .540/.439 | 7-15/5-15 | .467/.333 | 22-26/21-35 | .846/.600 | 42/26 | +16 | 21/8 | 18/14 | 5/8 | 8/9 | 22/22 |
| Utah | 28/32 | 34/30 | 70-68 | +2 | 24-62/24-63 | .387/.381 | 5-16/3-19 | .313/.158 | 17-23/17-19 | .739/.895 | 42/38 | +4 | 7/12 | 16/14 | 3/9 | 11/10 | 17/14 |
| Colorado | 42/44 | 49/56 | 91-100 | (9) | 33-78/31-55 | .423/.564 | 9-25/5-12 | .360/.417 | 16-21/33-39 | .762/.846 | 33/39 | (6) | 21/14 | 9/16 | 1/6 | 9/3 | 26/19 |
| CALIFORNIA | 42/46 | 41/50 | 83-96 | (13) | 26-64/32-61 | .406/.525 | 5-19/6-12 | .263/.500 | 26-29/26-29 | .897/.897 | 30/36 | (6) | 13/21 | 14/17 | 3/4 | 7/6 | 22/24 |
| STANFORD | 37/41 | 43/41 | 80-82 | (2) | 24-46/30-57 | .522/.526 | 12-22/6-14 | .545/.429 | 20-26/16-25 | .769/.640 | 26/32 | (6) | 18/16 | 15/7 | 4/2 | 3/7 | 21/19 |
| Oregon State | 30/37 | 42/43 | 72-80 | (8) | 25-66/23-51 | .379/.451 | 4-19/7-13 | .211/.538 | 18-24/27-31 | .750/.871 | 34/42 | (8) | 6/19 | 11/20 | 2/8 | 11/8 | 26/18 |
| Washington | 35/33 | 41/47 | 76-80 | (4) | 27-63/26-45 | .429/.578 | 4-15/7-12 | .267/.583 | 18-19/21-32 | .947/.656 | 32/25 | +7 | 10/17 | 10/11 | 5/3 | 6/6 | 24/18 |
| Washington State | 30/17 | 41/27 | 71-44 | +27 | 26-57/10-40 | .456/.250 | 9-22/8-26 | .409/.308 | 10-11/16-25 | .909/.640 | 43/24 | +19 | 15/8 | 13/14 | 0/4 | 6/5 | 19/11 |
| UCLA | 36/32 | 32/38 | 68-70 | (2) | 21-53/23-51 | .396/.451 | 8-24/3-12 | .333/.250 | 18-19/21-25 | .947/.840 | 24/29 | (5) | 12/14 | 15/16 | 3/3 | 8/9 | 21/18 |
| USC | 34/38 | 44/28 | 78-66 | +12 | 25-62/25-51 | .403/.490 | 6-25/2-10 | .240/.200 | 22-30/14-22 | .733/.636 | 31/35 | (4) | 17/12 | 6/22 | 1/3 | 16/2 | 22/19 |
| Arizona | 38/37 | 27/30 | 65-67 | (2) | 23-54/22-55 | .426/.400 | 6-17/4-16 | .353/.250 | 13-20/19-35 | .650/.543 | 40/35 | +5 | 14/15 | 12/7 | 0/3 | 4/3 | 22/14 |
| Arizona State | 23/43 | 49/31 | 72-74 | (2) | 26-71/21-46 | .366/.457 | 6-24/3-15 | .250/.200 | 14-18/29-39 | .778/.744 | 35/41 | (6) | 12/12 | 7/15 | 3/10 | 8/3 | 27/16 |
| OREGON STATE | 45/35 | 48/48 | 93-83 | +10 | 31-58/30-58 | .534/.517 | 11-21/5-16 | .524/.313 | 20-25/18-25 | .800/.720 | 28/29 | (1) | 18/9 | 6/9 | 5/4 | 7/2 | 22/23 |
| WASHINGTON | 36/39 | 42/32 | 78-71 | +7 | 29-51/24-55 | .569/.436 | 5-12/4-17 | .417/.235 | 15-19/19-23 | .789/.826 | 21/33 | (12) | 11/13 | 13/12 | 3/2 | 8/5 | 15/18 |
| WASHINGTON STATE | 24/31 | 43/22 | 67-53 | +14 | 22-46/15-46 | .478/.326 | 11-20/6-22 | .550/.273 | 12-18/17-22 | .667/.773 | 24/35 | (11) | 15/6 | 9/17 | 8/3 | 10/2 | 21/15 |
| UCLA | 37/25 | 34/46 | 87-83 | +4 | 24-63/26-66 | .381/.394 | 10-28/7-22 | .357/.318 | 29-39/24-31 | .744/.774 | 50/38 | +12 | 15/14 | 12/11 | 2/2 | 6/2 | 23/27 |
| USC | 36/36 | 42/27 | 78-63 | +15 | 25-55/21-49 | .455/.429 | 7-24/3-11 | .292/.273 | 21-26/18-24 | .808/.750 | 35/26 | +9 | 13/7 | 10/12 | 6/5 | 8/2 | 18/26 |
| ARIZONA STATE | 33/25 | 52/53 | 85-78 | +7 | 29-62/23-60 | .468/.383 | 7-16/12-27 | .438/.444 | 20-26/20-29 | .769/.690 | 40/33 | +7 | 14/13 | 8/10 | 6/5 | 6/1 | 20/24 |
| ARIZONA | 29/31 | 35/26 | 64-57 | +7 | 21-51/22-52 | .412/.423 | 10-19/2-11 | .526/.182 | 12-19/11-19 | .632/.579 | 35/35 | - | 8/12 | 15/14 | 4/3 | 9/7 | 16/17 |
| Oregon State | 41/40 | 47/34 | 88-74 | +14 | 30-52/23-38 | .577/.605 | 10-16/3-6 | .625/.500 | 18-28/25-36 | .643/.694 | 24/24 | - | 15/7 | 5/15 | 2/2 | 6/1 | 27/21 |
| UCLA | 35/37 | 28/45 | 63-82 | (19) | 24-55/30-53 | .436/.566 | 8-26/8-16 | .308/.500 | 7-10/14-21 | .700/.667 | 29/34 | (5) | 9/18 | 17/14 | 2/2 | 6/9 | 22/13 |

Note: Game totals are displayed in the formal TEAM/OPPONENT for each category

THE STAT CREW SYSTEM
Oregon Points-Rebounds-Assists (as of Mar 13, 2014)
All games

| Opponent | Date | Score | 00 | | 01 | | 03 | | 04 | | 10 | | 11 | | 12 | |
|---------------------|----------|---------|------------|------------|------------|------------|------------|------------|------------|--------|--------|--|----|--|----|--|
| | | | MOSER,MIKE | ARTIS,DOMI | YOUNG,JOSE | LUCENTI,NI | LOYD,JOHNA | FRIEDMAN,T | CALLISTE,J | | | | | | | |
| vs Georgetown | 11/08/13 | 82-75 | w | 15-7-3 | DNP | 24-5-1 | DNP | 9-2-7 | DNP | DNP | 16-3-3 | | | | | |
| WESTERN CAROLINA | 11/13/13 | 107-83 | w | 26-5-3 | DNP | 36-6-2 | 0-0-0 | 9-1-3 | 1-0-0 | 5-2-4 | | | | | | |
| UTAH VALLEY | 11/19/13 | 69-54 | w | 8-9-0 | DNP | 20-4-3 | DNP | 12-1-5 | 0-0-0 | 5-4-3 | | | | | | |
| SAN FRANCISCO | 11/24/13 | 100-82 | w | 13-8-0 | DNP | 12-1-2 | DNP | 11-3-6 | 2-0-0 | 16-3-2 | | | | | | |
| PACIFIC | 11/29/13 | 85-62 | w | 19-4-1 | DNP | 14-3-1 | DNP | 4-3-13 | 0-0-0 | 15-3-3 | | | | | | |
| NORTH DAKOTA | 11/30/13 | 91-76 | w | 13-15-2 | DNP | 23-2-2 | DNP | 8-0-5 | 0-0-0 | 15-1-4 | | | | | | |
| CAL POLY | 12/01/13 | 82-61 | w | 2-1-2 | DNP | 13-3-4 | 0-2-0 | 13-5-5 | 2-1-0 | 5-0-1 | | | | | | |
| at Ole Miss | 12/08/13 | 115-105 | w | 24-10-3 | DNP | 19-4-3 | DNP | 23-2-15 | DNP | 13-3-2 | | | | | | |
| vs Illinois | 12/14/13 | 71-64 | w | 14-9-1 | DNP | 14-5-2 | DNP | 11-0-7 | DNP | 7-2-0 | | | | | | |
| UC IRVINE | 12/17/13 | 91-63 | w | 15-6-0 | 5-8-3 | 18-3-1 | 0-1-0 | 4-1-3 | 0-0-0 | 10-0-2 | | | | | | |
| BRIGHAM YOUNG | 12/21/13 | 100-96 | w | 12-9-3 | 0-1-1 | 25-5-1 | DNP | 4-0-6 | DNP | 31-3-2 | | | | | | |
| MORGAN STATE | 12/29/13 | 97-76 | w | 6-6-3 | 7-6-5 | 24-4-4 | 0-0-0 | 4-1-5 | 1-0-0 | 10-2-0 | | | | | | |
| at Utah | 01/02/14 | 70-68 | w | 3-11-0 | 12-1-1 | 9-2-0 | DNP | 8-2-3 | DNP | 4-3-2 | | | | | | |
| at Colorado | 01/05/14 | 91-100 | L | 24-7-2 | 8-2-7 | 16-0-1 | DNP | 4-2-6 | DNP | 8-2-1 | | | | | | |
| CALIFORNIA | 01/09/14 | 83-96 | L | 15-10-2 | 5-0-2 | 29-4-2 | DNP | 14-2-4 | DNP | 4-1-0 | | | | | | |
| STANFORD | 01/12/14 | 80-82 | L | 24-6-2 | 5-1-0 | 5-5-2 | DNP | 8-2-6 | DNP | 12-1-2 | | | | | | |
| at Oregon State | 01/19/14 | 72-80 | L | 8-9-1 | 6-2-1 | 5-3-1 | DNP | 2-1-2 | DNP | 17-3-1 | | | | | | |
| at Washington | 01/23/14 | 76-80 | L | 9-7-0 | 3-0-0 | 18-4-2 | DNP | 7-2-3 | DNP | 11-0-1 | | | | | | |
| at Washington State | 01/26/14 | 71-44 | w | 9-9-1 | 7-2-4 | 10-2-1 | 0-0-0 | 2-4-5 | 0-0-0 | 20-3-1 | | | | | | |
| UCLA | 01/30/14 | 68-70 | L | 0-0-0 | 0-1-2 | 25-2-2 | DNP | 2-1-1 | DNP | 21-0-3 | | | | | | |
| USC | 02/01/14 | 78-66 | w | 13-6-4 | 5-2-3 | 21-1-2 | DNP | 6-2-5 | DNP | 18-5-0 | | | | | | |
| at Arizona | 02/06/14 | 65-67 | L | 4-9-3 | 10-3-4 | 14-2-0 | DNP | 3-3-1 | DNP | 14-6-2 | | | | | | |
| at Arizona State | 02/08/14 | 72-74 | L | 14-5-0 | 2-4-4 | 29-3-3 | DNP | 4-1-3 | DNP | 8-1-2 | | | | | | |
| OREGON STATE | 02/16/14 | 93-83 | w | 15-7-1 | 0-0-4 | 25-4-4 | DNP | 11-2-5 | DNP | 14-2-2 | | | | | | |
| WASHINGTON | 02/19/14 | 78-71 | w | 20-4-3 | 2-1-0 | 18-1-2 | DNP | 9-1-3 | DNP | 0-3-1 | | | | | | |
| WASHINGTON STATE | 02/23/14 | 67-53 | w | 21-8-2 | 2-0-0 | 18-2-5 | DNP | 3-5-4 | DNP | 12-0-3 | | | | | | |
| at UCLA | 02/27/14 | 87-83 | w | 12-20-5 | 0-1-0 | 26-3-1 | DNP | 4-2-6 | DNP | 18-2-1 | | | | | | |
| at USC | 03/01/14 | 78-63 | w | 20-12-4 | 4-4-2 | 16-2-0 | DNP | 4-3-2 | DNP | 13-0-2 | | | | | | |
| ARIZONA STATE | 03/04/14 | 85-78 | w | 22-17-1 | 0-1-2 | 13-1-4 | DNP | 6-2-4 | DNP | 16-0-0 | | | | | | |
| ARIZONA | 03/08/14 | 64-57 | w | 10-10-1 | 0-0-0 | 8-2-1 | DNP | 16-2-2 | DNP | 18-3-1 | | | | | | |
| vs Oregon State | 03/12/14 | 88-74 | w | 13-3-0 | 10-2-6 | 19-0-1 | 0-0-0 | 4-0-3 | 0-0-0 | 17-2-1 | | | | | | |
| vs UCLA | 03/13/14 | 63-82 | L | 8-6-1 | 5-2-2 | 29-2-2 | DNP | 2-0-2 | DNP | 5-1-1 | | | | | | |

| Opponent | Date | Score | 13 | | 15 | | 20 | | 21 | | 23 | | 32 | | 35 | |
|---------------------|----------|---------|------------|------------|------------|------------|------------|------------|------------|-------|----|--|----|--|----|--|
| | | | AMARDI,RIC | ABDUL-BASS | AUSTIN,WAV | DOTSON,DAM | COOK,ELGIN | CARTER,BEN | CROW,BRIAN | | | | | | | |
| vs Georgetown | 11/08/13 | 82-75 | w | 7-4-0 | DNP | 0-1-0 | 7-8-1 | 4-4-0 | DNP | 0-0-0 | | | | | | |
| WESTERN CAROLINA | 11/13/13 | 107-83 | w | 0-3-0 | DNP | 5-5-1 | 9-2-2 | 16-4-0 | DNP | 0-0-0 | | | | | | |
| UTAH VALLEY | 11/19/13 | 69-54 | w | 9-5-0 | DNP | 4-4-0 | 8-5-1 | 3-6-0 | DNP | 0-0-0 | | | | | | |
| SAN FRANCISCO | 11/24/13 | 100-82 | w | 1-5-0 | 6-1-2 | 4-4-0 | 17-6-2 | 18-6-3 | DNP | 0-0-0 | | | | | | |
| PACIFIC | 11/29/13 | 85-62 | w | 3-1-1 | 0-1-0 | 9-3-0 | 13-7-0 | 8-1-0 | DNP | DNP | | | | | | |
| NORTH DAKOTA | 11/30/13 | 91-76 | w | 15-8-1 | 3-1-1 | 2-1-0 | 2-1-0 | 10-10-0 | DNP | DNP | | | | | | |
| CAL POLY | 12/01/13 | 82-61 | w | 14-6-1 | 0-0-0 | 6-3-1 | 13-4-0 | 14-4-0 | DNP | 0-0-0 | | | | | | |
| at Ole Miss | 12/08/13 | 115-105 | w | 9-3-0 | 0-0-0 | 0-0-0 | 13-6-2 | 14-2-0 | DNP | DNP | | | | | | |
| vs Illinois | 12/14/13 | 71-64 | w | 0-4-1 | 0-0-0 | 3-2-0 | 10-3-2 | 12-3-1 | DNP | DNP | | | | | | |
| UC IRVINE | 12/17/13 | 91-63 | w | 6-6-1 | 8-0-0 | 2-2-0 | 14-3-3 | 5-4-1 | 4-4-3 | DNP | | | | | | |
| BRIGHAM YOUNG | 12/21/13 | 100-96 | w | 6-8-0 | DNP | 0-0-0 | 15-3-1 | 7-6-1 | 0-0-0 | DNP | | | | | | |
| MORGAN STATE | 12/29/13 | 97-76 | w | 16-5-1 | 9-2-0 | 0-5-0 | 15-2-3 | 2-2-0 | 3-3-0 | DNP | | | | | | |
| at Utah | 01/02/14 | 70-68 | w | 14-7-0 | DNP | 0-0-0 | 11-4-1 | 9-6-0 | 0-3-0 | DNP | | | | | | |
| at Colorado | 01/05/14 | 91-100 | L | 8-4-1 | DNP | 0-0-0 | 16-4-2 | 5-6-0 | 2-3-1 | DNP | | | | | | |
| CALIFORNIA | 01/09/14 | 83-96 | L | 4-2-0 | DNP | 0-0-2 | 10-4-0 | 2-5-0 | 0-0-1 | DNP | | | | | | |
| STANFORD | 01/12/14 | 80-82 | L | 9-2-2 | DNP | 0-1-0 | 10-3-2 | 3-1-1 | 4-1-1 | DNP | | | | | | |
| at Oregon State | 01/19/14 | 72-80 | L | 13-6-0 | 0-0-0 | DNP | 7-1-0 | 3-1-0 | 11-2-0 | DNP | | | | | | |
| at Washington | 01/23/14 | 76-80 | L | 11-9-0 | DNP | DNP | 8-1-1 | 8-5-1 | 1-4-2 | DNP | | | | | | |
| at Washington State | 01/26/14 | 71-44 | w | 3-2-0 | 2-2-0 | 2-2-0 | 8-1-1 | 0-2-1 | 6-9-1 | DNP | | | | | | |
| UCLA | 01/30/14 | 68-70 | L | 13-4-0 | DNP | 0-2-0 | 7-6-3 | 0-2-0 | 0-3-1 | DNP | | | | | | |
| USC | 02/01/14 | 78-66 | w | 3-4-1 | DNP | DNP | 6-2-1 | 2-1-0 | 4-6-1 | DNP | | | | | | |
| at Arizona | 02/06/14 | 65-67 | L | 6-7-0 | 0-0-0 | 0-0-0 | 12-3-2 | 0-1-1 | 2-3-1 | DNP | | | | | | |
| at Arizona State | 02/08/14 | 72-74 | L | 3-1-0 | 0-0-0 | 0-6-0 | 5-3-0 | 7-4-0 | 0-4-0 | DNP | | | | | | |
| OREGON STATE | 02/16/14 | 93-83 | w | 5-0-0 | DNP | 4-2-1 | 15-1-1 | 4-4-0 | 0-2-0 | DNP | | | | | | |
| WASHINGTON | 02/19/14 | 78-71 | w | 2-0-1 | DNP | 0-1-0 | 17-4-1 | 8-4-0 | 2-0-0 | DNP | | | | | | |
| WASHINGTON STATE | 02/23/14 | 67-53 | w | 5-5-0 | 2-1-0 | 1-0-0 | DNP | 2-1-1 | 1-1-0 | DNP | | | | | | |
| at UCLA | 02/27/14 | 87-83 | w | 12-3-0 | DNP | 0-6-1 | 6-3-1 | 7-4-0 | 2-1-0 | DNP | | | | | | |
| at USC | 03/01/14 | 78-63 | w | 4-3-0 | 0-1-1 | 1-1-0 | 2-3-1 | 12-2-1 | 2-2-0 | DNP | | | | | | |
| ARIZONA STATE | 03/04/14 | 85-78 | w | 2-3-0 | DNP | 5-10-0 | 15-2-2 | 4-3-1 | 2-0-0 | DNP | | | | | | |
| ARIZONA | 03/08/14 | 64-57 | w | 0-0-0 | DNP | 2-4-1 | 2-4-0 | 3-3-0 | 5-4-2 | DNP | | | | | | |
| vs Oregon State | 03/12/14 | 88-74 | w | 5-3-1 | 0-0-0 | 1-4-0 | 5-0-0 | 6-3-0 | 8-2-3 | 0-0-0 | | | | | | |
| vs UCLA | 03/13/14 | 63-82 | L | 4-2-0 | 0-0-0 | 2-1-0 | 4-0-1 | 2-5-0 | 2-3-0 | DNP | | | | | | |

Official Basketball Box Score -- Game Totals -- Final Statistics
Brigham Young vs Oregon
12/21/13 7:36 PM at Matthew Knight Arena, Eugene, Ore.

Brigham Young 96 • 8-5

| ## | Player | | Total | | | 3-Ptr | | | Rebounds | | | PF | TP | A | TO | Blk | Stl | Min |
|--------|--------------------|---|--------|--------|--------|--------|--------|--------|----------|-----|-----|----|----|---|----|-----|-----|-----|
| | | | FG-FGA | FG-FGA | FT-FTA | FG-FGA | FG-FGA | FT-FTA | Off | Def | Tot | | | | | | | |
| 00 | MIKA, Eric | f | 5-8 | 0-0 | 3-9 | 4 | 4 | 8 | 5 | 13 | 1 | 4 | 0 | 0 | | | 28 | |
| 33 | AUSTIN, Nate | f | 1-4 | 0-0 | 2-4 | 4 | 8 | 12 | 5 | 4 | 2 | 1 | 0 | 1 | | | 30 | |
| 02 | CARLINO, Matt | g | 5-17 | 2-7 | 3-4 | 2 | 9 | 11 | 2 | 15 | 4 | 3 | 0 | 2 | | | 37 | |
| 03 | HAWS, Tyler | g | 13-21 | 1-4 | 5-5 | 0 | 2 | 2 | 3 | 32 | 0 | 2 | 1 | 1 | | | 42 | |
| 05 | COLLINSWORTH, Kyle | g | 5-13 | 0-1 | 5-8 | 2 | 3 | 5 | 2 | 15 | 8 | 4 | 2 | 1 | | | 41 | |
| 12 | SHARP, Josh | | 0-0 | 0-0 | 0-0 | 1 | 2 | 3 | 3 | 0 | 0 | 1 | 1 | 0 | | | 12 | |
| 20 | WINDER, Anson | | 0-0 | 0-0 | 0-0 | 0 | 0 | 0 | 0 | 0 | 0 | 0 | 0 | 0 | | | 1 | |
| 23 | HALFORD, Skyler | | 4-6 | 2-2 | 2-2 | 1 | 1 | 2 | 1 | 12 | 0 | 1 | 0 | 0 | | | 14 | |
| 24 | BARTLEY IV, Frank | | 1-3 | 1-2 | 2-4 | 2 | 2 | 4 | 2 | 5 | 0 | 2 | 0 | 0 | | | 20 | |
| Team | | | | | | 3 | 1 | 4 | | | | | | | | | | |
| Totals | | | 34-72 | 6-16 | 22-36 | 19 | 32 | 51 | 23 | 96 | 15 | 18 | 4 | 5 | | | 225 | |

FG % 1st Half: 17-30 56.7% 2nd half: 13-31 41.9% OT: 4-11 36.4% Game: 34-72 47.2% Deadball
 3FG % 1st Half: 4-8 50.0% 2nd half: 2-3 66.7% OT: 0-5 0.0% Game: 6-16 37.5% Rebounds
 FT % 1st Half: 9-14 64.3% 2nd half: 9-16 56.3% OT: 4-6 66.7% Game: 22-36 61.1% 9,2

Oregon 100 • 11-0

| ## | Player | | Total | | | 3-Ptr | | | Rebounds | | | PF | TP | A | TO | Blk | Stl | Min |
|--------|-----------------|---|--------|--------|--------|--------|--------|--------|----------|-----|-----|----|----|----|----|-----|-----|-----|
| | | | FG-FGA | FG-FGA | FT-FTA | FG-FGA | FG-FGA | FT-FTA | Off | Def | Tot | | | | | | | |
| 00 | Moser, Mike | f | 4-12 | 1-6 | 3-4 | 1 | 8 | 9 | 4 | 12 | 3 | 2 | 4 | 2 | | | 38 | |
| 20 | Austin, Waverly | c | 0-0 | 0-0 | 0-0 | 0 | 0 | 0 | 1 | 0 | 0 | 1 | 0 | 0 | | | 3 | |
| 03 | Young, Joseph | g | 10-23 | 4-11 | 1-1 | 2 | 3 | 5 | 4 | 25 | 1 | 0 | 0 | 1 | | | 32 | |
| 10 | Loyd, Johnathan | g | 0-5 | 0-4 | 4-4 | 0 | 0 | 0 | 0 | 4 | 6 | 2 | 0 | 2 | | | 38 | |
| 21 | Dotson, Damyean | g | 6-14 | 1-2 | 2-2 | 1 | 2 | 3 | 2 | 15 | 1 | 0 | 0 | 3 | | | 23 | |
| 01 | Artis, Dominic | | 0-3 | 0-1 | 0-0 | 0 | 1 | 1 | 0 | 0 | 1 | 0 | 0 | 0 | | | 11 | |
| 12 | Calliste, Jason | | 7-13 | 4-7 | 13-13 | 1 | 2 | 3 | 1 | 31 | 2 | 3 | 0 | 2 | | | 31 | |
| 13 | Amardi, Richard | | 3-3 | 0-0 | 0-0 | 4 | 4 | 8 | 4 | 6 | 0 | 1 | 0 | 2 | | | 19 | |
| 23 | Cook, Elgin | | 3-7 | 0-1 | 1-6 | 5 | 1 | 6 | 2 | 7 | 1 | 1 | 2 | 0 | | | 24 | |
| 32 | Carter, Ben | | 0-1 | 0-0 | 0-1 | 0 | 0 | 0 | 4 | 0 | 0 | 0 | 0 | 0 | | | 6 | |
| Team | | | | | | 3 | 2 | 5 | | | | | | | | | | |
| Totals | | | 33-81 | 10-32 | 24-31 | 17 | 23 | 40 | 22 | 100 | 15 | 10 | 6 | 12 | | | 225 | |

FG % 1st Half: 16-40 40.0% 2nd half: 11-30 36.7% OT: 6-11 54.5% Game: 33-81 40.7% Deadball
 3FG % 1st Half: 6-20 30.0% 2nd half: 3-9 33.3% OT: 1-3 33.3% Game: 10-32 31.3% Rebounds
 FT % 1st Half: 3-5 60.0% 2nd half: 18-22 81.8% OT: 3-4 75.0% Game: 24-31 77.4% 4,1

Officials: Mike Irving, Frank Harvey, Glenn Mayberry
 Technical fouls: Brigham Young-None. Oregon-None.
 Attendance: 8035

| Score by periods | 1st | 2nd | OT | Total |
|------------------|-----|-----|----|-------|
| Brigham Young | 47 | 37 | 12 | 96 |
| Oregon | 41 | 43 | 16 | 100 |

| | In | Off | 2nd | Fast | |
|--------|-------|-----|--------|-------|-------|
| Points | Paint | T/O | Chance | Break | Bench |
| BYU | 44 | 10 | 20 | 17 | 17 |
| ORE | 42 | 22 | 18 | 16 | 44 |

Last FG - BYU OT-01:21, ORE OT-00:25.
 Largest lead - BYU by 10 2nd-15:27, ORE by 5 OT-00:11.

Score tied - 8 times.
 Lead changed - 2 times.

Official Basketball Box Score -- Game Totals -- Final Statistics Oregon vs UCLA 03/13/14 6:06 pm at MGM Grand Garden Arena, Las Vegas, Nev.

| # | Player | Total | | | 3-Ptr | | | Rebounds | | | PF | TP | A | TO | Blk | Stl | Min |
|----|---------------------|-------|-------|------|-------|-----|-----|----------|----|-----|----|----|---|----|-----|-----|-----|
| | | FG | FGA | FT | FTA | Off | Def | Total | FG | FGA | | | | | | | |
| 20 | Austin, Waverly | c | 1-1 | 0-0 | 0-0 | 0 | 1 | 1 | 0 | 2 | 0 | 0 | 1 | 1 | 9 | | |
| 00 | Moser, Mike | g | 3-7 | 0-3 | 2-2 | 1 | 5 | 6 | 3 | 8 | 1 | 4 | 0 | 2 | 26 | | |
| 03 | Young, Joseph | g | 10-18 | 6-11 | 3-3 | 1 | 1 | 2 | 0 | 29 | 2 | 0 | 0 | 0 | 37 | | |
| 10 | Loyd, Johnathan | g | 1-2 | 0-1 | 0-1 | 0 | 0 | 0 | 4 | 2 | 2 | 2 | 0 | 0 | 14 | | |
| 21 | Dotson, Dameyan | g | 1-7 | 1-3 | 1-2 | 0 | 0 | 0 | 1 | 4 | 1 | 4 | 0 | 2 | 24 | | |
| 01 | Artis, Dominic | g | 2-5 | 1-3 | 0-1 | 0 | 2 | 2 | 1 | 5 | 2 | 3 | 0 | 0 | 22 | | |
| 12 | Calliste, Jason | g | 2-6 | 0-4 | 1-1 | 0 | 1 | 2 | 5 | 1 | 1 | 1 | 0 | 1 | 21 | | |
| 13 | Amardi, Richard | g | 2-4 | 0-0 | 0-0 | 1 | 1 | 2 | 4 | 4 | 0 | 2 | 0 | 0 | 16 | | |
| 15 | Abdul-Bassit, Jalil | g | 0-0 | 0-0 | 0-0 | 0 | 0 | 0 | 0 | 0 | 0 | 0 | 0 | 0 | 2 | | |
| 23 | Cook, Elgin | g | 1-3 | 0-1 | 0-0 | 0 | 5 | 5 | 2 | 2 | 0 | 1 | 1 | 0 | 17 | | |
| 32 | Carter, Ben | g | 1-2 | 0-0 | 0-0 | 1 | 2 | 3 | 5 | 2 | 0 | 0 | 0 | 0 | 12 | | |
| | Team | | | | | 4 | 3 | 7 | | | | | | | | | |
| | Totals | | 24-55 | 8-26 | 7-10 | 8 | 21 | 29 | 22 | 63 | 9 | 17 | 2 | 6 | 200 | | |

FG % 1st Half: 13-24 54.2% 2nd half: 11-31 35.5% Game: 24-55 43.6% Deadball Rebounds: 0
3FG % 1st Half: 4-9 44.4% 2nd half: 4-17 23.5% Game: 8-26 30.8%
FT % 1st Half: 5-8 62.5% 2nd half: 2-2 100.0% Game: 7-10 70.0%

| # | Player | Total | | | 3-Ptr | | | Rebounds | | | PF | TP | A | TO | Blk | Stl | Min |
|----|----------------|-------|-------|------|-------|-----|-----|----------|----|-----|----|----|---|----|-----|-----|-----|
| | | FG | FGA | FT | FTA | Off | Def | Total | FG | FGA | | | | | | | |
| 05 | Anderson, Kyle | f | 4-8 | 0-0 | 3-6 | 0 | 8 | 8 | 1 | 11 | 6 | 3 | 2 | 3 | 33 | | |
| 12 | Wear, David | f | 4-5 | 1-1 | 2-2 | 0 | 4 | 4 | 1 | 11 | 1 | 1 | 0 | 0 | 22 | | |
| 24 | Wear, Travis | c | 6-8 | 2-2 | 0-1 | 1 | 4 | 5 | 3 | 14 | 5 | 0 | 0 | 1 | 32 | | |
| 03 | Adams, Jordan | g | 6-12 | 1-4 | 2-3 | 2 | 3 | 5 | 2 | 15 | 1 | 3 | 0 | 3 | 27 | | |
| 04 | Powell, Norman | g | 3-5 | 1-1 | 2-2 | 1 | 3 | 4 | 0 | 9 | 2 | 2 | 0 | 1 | 25 | | |
| 01 | Ball, Wanaah | g | 0-0 | 0-0 | 0-0 | 0 | 0 | 0 | 0 | 0 | 0 | 0 | 0 | 0 | 1 | | |
| 14 | LaVine, Zach | g | 4-7 | 3-6 | 3-3 | 1 | 2 | 3 | 2 | 14 | 1 | 2 | 0 | 1 | 28 | | |
| 20 | Alford, Bryce | g | 1-5 | 0-2 | 2-3 | 1 | 1 | 2 | 0 | 4 | 2 | 3 | 0 | 0 | 21 | | |
| 22 | Allen, Noah | g | 0-0 | 0-0 | 0-0 | 0 | 0 | 0 | 0 | 0 | 0 | 0 | 0 | 0 | 1 | | |
| 23 | Parker, Tony | g | 2-3 | 0-0 | 0-1 | 1 | 0 | 1 | 4 | 4 | 0 | 0 | 0 | 0 | 10 | | |
| | Team | | | | | 1 | 1 | 2 | | | | | | | | | |
| | Totals | | 30-53 | 8-16 | 14-21 | 8 | 26 | 34 | 13 | 82 | 18 | 14 | 2 | 9 | 200 | | |

FG % 1st Half: 15-27 55.6% 2nd half: 15-26 57.7% Game: 30-53 56.6% Deadball Rebounds: 1
3FG % 1st Half: 4-6 66.7% 2nd half: 4-10 40.0% Game: 8-16 50.0%
FT % 1st Half: 3-7 42.9% 2nd half: 11-14 78.6% Game: 14-21 66.7%

Officials: Mike Scypers, Chris Rastatter, Kevin Brill
 Technical fouls: Oregon-None. UCLA-None.
 Attendance: 12916
 2014 Pac-12 Men's Basketball Tournament - Quarterfinals
 No. 2 seed UCLA vs. No. 7 seed Oregon

| | 1st | 2nd | Total |
|--------|-----|-----|-------|
| Oregon | 35 | 28 | 63 |
| UCLA | 37 | 45 | 82 |

| | Points | In Paint | Off T/O | 2nd Chance | Fast Break | Bench |
|--------|--------|----------|---------|------------|------------|-------|
| Oregon | 24 | 9 | 5 | 4 | 18 | |
| UCLA | 32 | 17 | 6 | 10 | 22 | |

Last FG - ORE 2nd-03:09, UCLA 2nd-01:22.
 Largest lead - ORE by 5 1st-04:29, UCLA by 20 2nd-05:19.

Score tied - 3 times.
 Lead changed - 6 times.

Official Basketball Box Score -- Game Totals -- Final Statistics Arizona vs Oregon 03/08/14 1:10 PM at Matthew Knight Arena, Eugene, Ore.

| # | Player | Total | | | 3-Ptr | | | Rebounds | | | PF | TP | A | TO | Blk | Stl | Min |
|----|----------------------|-------|-------|------|-------|-----|-----|----------|----|-----|----|----|---|----|-----|-----|-----|
| | | FG | FGA | FT | FTA | Off | Def | Total | FG | FGA | | | | | | | |
| 11 | Gordon, Aaron | f | 7-17 | 0-4 | 7-12 | 4 | 4 | 8 | 3 | 21 | 3 | 1 | 0 | 1 | 33 | | |
| 35 | Tarczewski, Kaleb | c | 5-8 | 0-0 | 2-4 | 3 | 2 | 5 | 3 | 12 | 0 | 4 | 0 | 0 | 31 | | |
| 01 | York, Gabe | g | 0-3 | 0-2 | 0-0 | 0 | 4 | 4 | 0 | 0 | 3 | 1 | 0 | 0 | 28 | | |
| 04 | McConnell, T.J. | g | 4-7 | 1-2 | 0-1 | 0 | 3 | 3 | 3 | 9 | 4 | 2 | 1 | 0 | 37 | | |
| 10 | Johnson, Nick | g | 4-12 | 1-3 | 2-2 | 0 | 5 | 5 | 4 | 11 | 2 | 2 | 1 | 1 | 32 | | |
| 20 | Mayes, Jordin | g | 0-1 | 0-0 | 0-0 | 0 | 0 | 0 | 1 | 0 | 0 | 0 | 0 | 1 | 3 | | |
| 23 | Hollis-Jefferson, R. | g | 1-3 | 0-0 | 0-0 | 0 | 5 | 5 | 1 | 2 | 0 | 3 | 1 | 0 | 23 | | |
| 24 | Pitts, Elliott | g | 1-1 | 0-0 | 0-0 | 0 | 2 | 2 | 1 | 2 | 0 | 1 | 0 | 1 | 12 | | |
| 31 | Korcheck, Matt | g | 0-0 | 0-0 | 0-0 | 0 | 1 | 1 | 1 | 0 | 0 | 0 | 0 | 0 | 1 | | |
| | Team | | | | | 2 | 0 | 2 | | | | | | | | | |
| | Totals | | 22-52 | 2-11 | 11-19 | 9 | 26 | 35 | 17 | 57 | 12 | 14 | 3 | 7 | 200 | | |

FG % 1st Half: 13-27 48.1% 2nd half: 9-25 36.0% Game: 22-52 42.3% Deadball Rebounds: 4
3FG % 1st Half: 1-5 20.0% 2nd half: 1-6 16.7% Game: 2-11 18.2%
FT % 1st Half: 4-8 50.0% 2nd half: 7-11 63.6% Game: 11-19 57.9%

| # | Player | Total | | | 3-Ptr | | | Rebounds | | | PF | TP | A | TO | Blk | Stl | Min |
|----|-----------------|-------|-------|-------|-------|-----|-----|----------|----|-----|----|----|---|----|-----|-----|-----|
| | | FG | FGA | FT | FTA | Off | Def | Total | FG | FGA | | | | | | | |
| 00 | Moser, Mike | f | 4-11 | 2-4 | 0-1 | 2 | 8 | 10 | 3 | 10 | 1 | 3 | 0 | 4 | 35 | | |
| 20 | Austin, Waverly | c | 1-3 | 0-0 | 0-0 | 2 | 2 | 4 | 4 | 2 | 1 | 2 | 1 | 0 | 17 | | |
| 03 | Young, Joseph | g | 3-12 | 2-5 | 0-0 | 1 | 1 | 2 | 1 | 8 | 1 | 2 | 0 | 0 | 36 | | |
| 10 | Loyd, Johnathan | g | 6-9 | 2-3 | 2-5 | 0 | 2 | 2 | 0 | 16 | 2 | 2 | 0 | 3 | 35 | | |
| 21 | Dotson, Dameyan | g | 0-5 | 0-2 | 2-2 | 0 | 4 | 4 | 2 | 2 | 0 | 2 | 0 | 0 | 17 | | |
| 01 | Artis, Dominic | g | 0-1 | 0-0 | 0-0 | 0 | 0 | 0 | 1 | 0 | 0 | 0 | 0 | 0 | 4 | | |
| 12 | Calliste, Jason | g | 5-7 | 4-5 | 4-5 | 0 | 3 | 3 | 1 | 18 | 1 | 2 | 0 | 0 | 28 | | |
| 13 | Amardi, Richard | g | 0-0 | 0-0 | 0-0 | 0 | 0 | 0 | 1 | 0 | 0 | 0 | 0 | 0 | 4 | | |
| 23 | Cook, Elgin | g | 1-2 | 0-0 | 1-2 | 1 | 2 | 3 | 1 | 3 | 0 | 1 | 2 | 0 | 11 | | |
| 32 | Carter, Ben | g | 1-1 | 0-0 | 3-4 | 2 | 2 | 4 | 2 | 5 | 2 | 1 | 1 | 2 | 13 | | |
| | Team | | | | | 2 | 1 | 3 | | | | | | | | | |
| | Totals | | 21-51 | 10-19 | 12-19 | 10 | 25 | 35 | 16 | 64 | 8 | 15 | 4 | 9 | 200 | | |

FG % 1st Half: 9-24 37.5% 2nd half: 12-27 44.4% Game: 21-51 41.2% Deadball Rebounds: 1
3FG % 1st Half: 3-7 42.9% 2nd half: 7-12 58.3% Game: 10-19 52.6%
FT % 1st Half: 8-11 72.7% 2nd half: 4-8 50.0% Game: 12-19 63.2%

Officials: Mike Reed, Bob Staffen, Brett Nansel
 Technical fouls: Arizona-None. Oregon-None.
 Attendance: 12364

| | 1st | 2nd | Total |
|---------|-----|-----|-------|
| Arizona | 31 | 26 | 57 |
| Oregon | 29 | 35 | 64 |

| | Points | In Paint | Off T/O | 2nd Chance | Fast Break | Bench |
|---------|--------|----------|---------|------------|------------|-------|
| Arizona | 32 | 17 | 8 | 17 | 4 | |
| Oregon | 20 | 14 | 8 | 2 | 26 | |

Last FG - ARIZ 2nd-01:08, ORE 2nd-01:14.
 Largest lead - ARIZ by 12 1st-10:08, ORE by 8 2nd-02:44.


Score tied - 2 times.
 Lead changed - 2 times.

Official Basketball Box Score -- Game Totals -- Final Statistics Oregon State vs Oregon 03/12/14 6:06 PM at MGM Grand Garden Arena, Las Vegas, Nev.

| # | Player | Total | | | 3-Ptr | | | Rebounds | | | PF | TP | A | TO | Blk | Stl | Min |
|----|----------------------|-------|-------|-----|-------|-----|-----|----------|----|-----|----|----|---|----|-----|-----|-----|
| | | FG | FGA | FT | FTA | Off | Def | Total | FG | FGA | | | | | | | |
| 15 | Moreland, Eric | f | 2-4 | 0-0 | 2-4 | 3 | 4 | 7 | 2 | 6 | 0 | 1 | 0 | 0 | 21 | | |
| 44 | Collier, Devon | f | 3-3 | 0-0 | 5-8 | 0 | 1 | 1 | 5 | 11 | 2 | 3 | 1 | 0 | 30 | | |
| 12 | Brandt, Angus | c | 5-9 | 3-3 | 7-9 | 2 | 1 | 3 | 4 | 20 | 0 | 2 | 1 | 0 | 29 | | |
| 03 | Cooke, Hallice | g | 5-7 | 0-1 | 2-2 | 1 | 7 | 8 | 1 | 12 | 4 | 2 | 0 | 0 | 36 | | |
| 05 | Neilson, Roberto | g | 6-12 | 0-1 | 7-8 | 0 | 0 | 0 | 2 | 19 | 1 | 3 | 0 | 1 | 32 | | |
| 01 | Robbins, Victor | g | 0-0 | 0-0 | 0-0 | 0 | 0 | 0 | 0 | 0 | 0 | 0 | 0 | 0 | 0+ | | |
| 02 | Moyer, Michael | g | 0-0 | 0-0 | 0-0 | 0 | 0 | 0 | 0 | 0 | 0 | 0 | 0 | 0 | 1 | | |
| 05 | N'diaye, Cheikh | g | 0-0 | 0-0 | 0-0 | 0 | 0 | 0 | 0 | 0 | 0 | 0 | 0 | 0 | 2 | | |
| 10 | Jones, Daniel | g | 0-0 | 0-0 | 0-0 | 0 | 1 | 1 | 0 | 0 | 0 | 0 | 0 | 0 | 1 | | |
| 11 | Duvivier, Malcolm | g | 0-0 | 0-0 | 0-0 | 1 | 1 | 0 | 0 | 0 | 0 | 1 | 0 | 0 | 13 | | |
| 13 | Morris-Walker, Langs | g | 0-1 | 0-1 | 1-2 | 0 | 1 | 1 | 3 | 1 | 0 | 1 | 0 | 0 | 20 | | |
| 14 | Gomis, Daniel | g | 0-1 | 0-0 | 0-1 | 0 | 1 | 1 | 3 | 2 | 0 | 0 | 0 | 0 | 10 | | |
| 30 | Schaffenaar, Olaf | g | 0-0 | 0-0 | 0-0 | 0 | 0 | 0 | 0 | 0 | 0 | 1 | 0 | 0 | 1 | | |
| 32 | Reid, Jarmal | g | 1-1 | 0-0 | 1-2 | 0 | 0 | 0 | 0 | 3 | 0 | 1 | 0 | 0 | 4 | | |
| | Team | | | | | 0 | 1 | 1 | | | | | | | | | |
| | Totals | | 23-38 | 3-6 | 25-36 | 7 | 17 | 24 | 21 | 74 | 7 | 15 | 2 | 1 | 200 | | |

FG % 1st Half: 14-19 73.7% 2nd half: 9-19 47.4% Game: 23-38 60.5% Deadball Rebounds: 6
3FG % 1st Half: 1-2 50.0% 2nd half: 2-4 50.0% Game: 3-6 50.0%
FT % 1st Half: 11-17 64.7% 2nd half: 14-19 73.7% Game: 25-36 69.4%

| # | Player | Total | | | 3-Ptr | | | Rebounds | | | PF | TP | A | TO | Blk | Stl | Min |
|----|---------------------|-------|------|-----|-------|-----|-----|----------|----|-----|----|----|---|----|-----|-----|-----|
| | | FG | FGA | FT | FTA | Off | Def | Total | FG | FGA | | | | | | | |
| 00 | Moser, Mike | f | 4-9 | 3-5 | 2-2 | 1 | 2 | 3 | 1 | 13 | 0 | 0 | 0 | 0 | 27 | | |
| 20 | Austin, Waverly | c | 0-2 | 0-0 | 1-2 | 3 | 1 | 4 | 3 | 1 | 0 | 0 | 0 | 0 | 7 | | |
| 03 | Young, Joseph | g | 8-11 | 1-2 | 2-4 | 0 | 0 | 0 | 1 | 19 | 1 | 0 | 0 | 0 | 24 | | |
| 10 | Loyd, Johnathan | g | 2-4 | 0-0 | 0-0 | 0 | 0 | 0 | 2 | 4 | 3 | 1 | 0 | 1 | 15 | | |
| 21 | Dotson, Dameyan | g | 2-8 | 1-3 | 0-0 | 0 | 0 | 0 | 2 | 5 | 0 | 0 | 1 | 0 | 23 | | |
| 01 | Artis, Dominic | g | 3-4 | 2-2 | 2-4 | 0 | 2 | 2 | 2 | 10 | 6 | 2 | 0 | 0 | 23 | | |
| 04 | Lucenti, Nicholas | g | 0-0 | 0-0 | 0-0 | 0 | 0 | 0 | 0 | 0 | 0 | 0 | 0 | 0 | 1 | | |
| 11 | Friedman, Theo | g | 0-0 | 0-0 | 0-0 | 0 | 0 | 0 | 1 | 0 | 0 | 0 | 0 | 0 | 1 | | |
| 12 | Calliste, Jason | g | 4-5 | 3-4 | 6-6 | 1 | 1 | 2 | 3 | 17 | 1 | 0 | 0 | 1 | 28 | | |
| 13 | Amardi, Richard | g | 2-3 | 0-0 | 1-2 | 0 | 3 | 3 | 4 | 5 | 1 | 1 | 1 | 0 | 12 | | |
| 15 | Abdul-Bassit, Jalil | g | 0-0 | 0-0 | 0-2 | 0 | 0 | 0 | 0 | 0 | 0 | 0 | 0 | 0 | 2 | | |
| 23 | Cook, Elgin | g | 2-3 | 0-0 | 2-4 | 1 | 2 | | | | | | | | | | |



#15 JALIL ABDUL-BASSIT

JUNIOR | GUARD | 6-4 | 187 | ANCHORAGE, ALASKA

EAST HS / MONROE COLLEGE / NORTH IDAHO COLLEGE

2013-14 | JUNIOR SEASON

- Saw action in both Pac-12 Tournament games, logging two minutes against Oregon State and UCLA.
- Made 14 appearances in the regular season.
- Tallied two steals and an assist, playing 10 minutes at USC on March 1.
- Scored six points, going 2-of-2 from deep, against San Francisco in his season debut. Also assisted two baskets.
- Saw a season-high 17 minutes of game time in win over North Dakota.
- Scored eight points against UC Irvine, going 3-of-4 from the floor.
- Netted a season best nine points against Morgan State.
- Saw action in first Pac-12 contest, coming off the bench at Oregon State.
- Scored two points with two boards against Washington State.
- Saw action in Arizona road trip, playing four minutes at Arizona and at Arizona State.
- Played nine minutes against Washington State on Feb. 23, making his lone field goal attempt.

| Opponent | Date | gs | min | Total | | 3-Pointers | | Free throws | | Rebounds | | | pf | a | t/o | blk | stl | pts | avg | |
|---------------------|----------|----|-----|--------|------|------------|------|-------------|------|----------|-----|-----|-----|---|-----|-----|-----|-----|-----|-----|
| | | | | fg-fga | pct | 3fg-fga | pct | ft-fa | pct | off | def | tot | | | | | | | | avg |
| SAN FRANCISCO | 11/24/13 | 12 | 2-3 | .667 | 2-2 | 1.000 | 0-0 | .000 | 0 | 1 | 1 | 1.0 | 1 | 2 | 0 | 0 | 0 | 6 | 6.0 | |
| PACIFIC | 11/29/13 | 9 | 0-2 | .000 | 0-2 | .000 | 0-0 | .000 | 0 | 1 | 1 | 1.0 | 0 | 0 | 0 | 0 | 0 | 0 | 3.0 | |
| NORTH DAKOTA | 11/30/13 | 17 | 1-3 | .333 | 1-2 | .500 | 0-0 | .000 | 0 | 1 | 1 | 1.0 | 2 | 1 | 1 | 0 | 0 | 3 | 3.0 | |
| CAL POLY | 12/01/13 | 0 | 0-0 | .000 | 0-0 | .000 | 0-0 | .000 | 0 | 0 | 0 | 0.8 | 0 | 0 | 0 | 0 | 0 | 0 | 2.3 | |
| at Ole Miss | 12/8/13 | 3 | 0-0 | .000 | 0-0 | .000 | 0-0 | .000 | 0 | 0 | 0 | 0.6 | 0 | 0 | 1 | 0 | 0 | 0 | 1.8 | |
| vs Illinois | 12/14/13 | 1 | 0-1 | .000 | 0-1 | .000 | 0-0 | .000 | 0 | 0 | 0 | 0.5 | 0 | 0 | 0 | 0 | 0 | 0 | 1.5 | |
| UC IRVINE | 12/17/13 | 8 | 3-4 | .750 | 2-2 | 1.000 | 0-1 | .000 | 0 | 0 | 0 | 0.4 | 1 | 0 | 0 | 0 | 1 | 8 | 2.4 | |
| MORGAN STATE | 12/29/13 | 15 | 3-8 | .375 | 2-4 | .500 | 1-1 | 1.000 | 0 | 2 | 2 | 0.6 | 2 | 0 | 1 | 0 | 0 | 9 | 3.3 | |
| at Oregon State | 01/19/14 | 1 | 0-0 | .000 | 0-0 | .000 | 0-0 | .000 | 0 | 0 | 0 | 0.6 | 0 | 0 | 1 | 0 | 1 | 0 | 2.9 | |
| at Washington State | 01/26/14 | 5 | 1-5 | .200 | 0-1 | .000 | 0-0 | .000 | 1 | 1 | 2 | 0.7 | 0 | 0 | 0 | 0 | 0 | 2 | 2.8 | |
| at Arizona | 2/6/14 | 4 | 0-2 | .000 | 0-1 | .000 | 0-0 | .000 | 0 | 0 | 0 | 0.6 | 0 | 0 | 0 | 0 | 0 | 0 | 2.5 | |
| at Arizona State | 02-08-14 | 4 | 0-0 | .000 | 0-0 | .000 | 0-0 | .000 | 0 | 0 | 0 | 0.6 | 1 | 0 | 0 | 0 | 0 | 0 | 2.3 | |
| WASHINGTON STATE | 02/23/14 | 9 | 1-1 | 1.000 | 0-0 | .000 | 0-0 | .000 | 0 | 1 | 1 | 0.6 | 2 | 0 | 1 | 0 | 0 | 2 | 2.3 | |
| at USC | 03/01/14 | 10 | 0-4 | .000 | 0-3 | .000 | 0-2 | .000 | 0 | 1 | 1 | 0.6 | 0 | 1 | 0 | 0 | 2 | 0 | 2.1 | |
| vs Oregon State | 03/12/14 | 2 | 0-0 | .000 | 0-0 | .000 | 0-2 | .000 | 0 | 0 | 0 | 0.6 | 0 | 0 | 0 | 0 | 0 | 0 | 2.0 | |
| vs UCLA | 03/13/14 | 2 | 0-0 | .000 | 0-0 | .000 | 0-0 | .000 | 0 | 0 | 0 | 0.6 | 0 | 0 | 0 | 0 | 0 | 0 | 1.9 | |
| Totals | | 0 | 102 | 11-33 | .333 | 7-18 | .389 | 1-6 | .167 | 1 | 8 | 9 | 0.6 | 9 | 4 | 5 | 0 | 4 | 30 | 1.9 |

Games played: 16
 Minutes/game: 6.4
 Points/game: 1.9
 FG Pct: 33.3
 3FG Pct: 38.9
 FT Pct: 16.7

Rebounds/game: 0.6
 Assists/game: 0.3
 Turnovers/game: 0.3
 Assist/turnover ratio:
 Steals/game: 0.3

SEASON HIGHS

| | | |
|-----------|----|-------------------------------|
| Points | 9 | Morgan State (12-29-13) |
| FG Made | 3 | UC Irvine (12-17-13) |
| | 3 | Morgan State (12-29-13) |
| FG Att. | 8 | Morgan State (12-29-13) |
| 3 PT Made | 2 | 3 times |
| 3 PT Att. | 4 | Morgan State (12-29-13) |
| FT Made | 1 | Morgan State (12-29-13) |
| FT Att. | 2 | at USC (3-1-14) |
| | 2 | vs. Oregon State (3-12-14) |
| Rebounds | 2 | Morgan State (12-29-13) |
| | 2 | at Washington State (1-26-14) |
| Assists | 2 | San Francisco (11-24-13) |
| Steals | 2 | at USC (3-1-14) |
| Blocks | - | - |
| Minutes | 17 | North Dakota (11-30-13) |

YEAR-BY-YEAR CAREER STATISTICS

| Season | GP-GS | Min./Avg. | FG-FGA | pct. | 3FG-3FGA | pct. | FT-FTA | pct. | off | def | tot | avg. | pf | fo | asst | to | blk | stl | Points | Avg. |
|--------------|-------|-----------|--------|------|----------|------|--------|------|-----|-----|-----|------|----|----|------|----|-----|-----|--------|------|
| 2013-14 | 16-0 | 102/6.4 | 11-33 | .333 | 7-18 | .389 | 1-6 | .167 | 1 | 8 | 9 | 0.6 | 9 | 0 | 4 | 5 | 0 | 4 | 30 | 1.9 |
| TOTAL | 16-0 | 102/6.4 | 11-33 | .333 | 7-18 | .389 | 1-6 | .167 | 1 | 8 | 9 | 0.6 | 9 | 0 | 4 | 5 | 0 | 4 | 30 | 1.9 |



#13 RICHARD AMARDI

RS-SENIOR | FORWARD | 6-8 | 224 | TORONTO, ONT.

WINSTON CHURCHILL HS / WEATHERFORD C.C. / INDIAN HILLS C.C.

2013-14 | RS-SENIOR SEASON

- One of six players to appear in all 32 games, averaging 16.3 minutes per game as a vital big man in UO's deep rotation.
- Is tied for second on the team in FG percentage, shooting at a .524 clip (87-166).
- Ranks second on the team in rebounds, averaging 3.9 per game with 125 overall.
- Averages 6.6 points per game and has scored in double figures in eight contests.
- Has pulled down five or more rebounds in 12 games.
- Ranks third on the team in blocked shots (16) while ranking fourth in steals (24).
- In first start of the year, scored a career-best 16 points on 7-of-8 shooting against Morgan State.
- Finished two rebounds short of a double-double against North Dakota, scoring 15 points with eight boards to lead UO.
- On 6-of-8 shooting, scored 14 points in victory over Cal Poly.
- Played arguably his best game of the season at Washington, notching a season-high nine rebounds and three blocks to go along with 11 points.
- Took a season-high 13 FG attempts at Utah, scoring 14 points to go along with seven boards.
- Scored nine points, going 3-of-4 from the floor and FT line, with a season-high two assists against Stanford.
- Made 6-of-9 shots against Oregon State, scoring 13 points with six rebounds off the bench.
- Scored 13 points with four rebounds and two blocks off the bench against UCLA.
- Scores six points with seven rebounds at second-ranked Arizona.
- Against WSU on Feb. 23, scored five points with five boards, a block and a steal.
- Scored 12 points on 4-of-7 shooting with three rebounds in double-overtime win at UCLA on Feb. 27.

| Opponent | Date | gs | min | Total | | 3-Pointers | | Free throws | | Rebounds | | | | pf | a | t/o | blk | stl | pts | avg |
|---------------------|----------|------|------|--------|------|------------|------|-------------|------|----------|-----|-----|-----|-----|----|-----|-----|-----|-----|-----|
| | | | | fg-fga | pct | 3fg-fga | pct | ft-fa | pct | off | def | tot | avg | | | | | | | |
| vs Georgetown | 11/09/13 | 26 | 3-5 | 600 | 0-0 | .000 | 1-2 | .500 | 1 | 3 | 4 | 4.0 | 5 | 0 | 1 | 1 | 1 | 7 | 7.0 | |
| WESTERN CAROLINA | 11/13/13 | 10 | 0-3 | .000 | 0-0 | .000 | 0-0 | .000 | 1 | 2 | 3 | 3.5 | 3 | 0 | 2 | 0 | 1 | 0 | 3.5 | |
| UTAH VALLEY | 11/19/13 | 16 | 3-7 | .429 | 0-0 | .000 | 3-4 | .750 | 3 | 2 | 5 | 4.0 | 3 | 0 | 2 | 0 | 2 | 9 | 5.3 | |
| SAN FRANCISCO | 11/24/13 | 11 | 0-1 | .000 | 0-0 | .000 | 1-2 | .500 | 1 | 4 | 5 | 4.3 | 3 | 0 | 2 | 0 | 0 | 1 | 4.3 | |
| PACIFIC | 11/29/13 | 16 | 1-2 | .500 | 0-0 | .000 | 1-4 | .250 | 0 | 1 | 1 | 3.6 | 2 | 1 | 1 | 0 | 0 | 3 | 4.0 | |
| NORTH DAKOTA | 11/30/13 | 19 | 7-12 | .583 | 0-0 | .000 | 1-2 | .500 | 4 | 4 | 8 | 4.3 | 4 | 1 | 1 | 2 | 1 | 15 | 5.8 | |
| CAL POLY | 12/01/13 | 21 | 6-8 | .750 | 0-0 | .000 | 2-3 | .667 | 2 | 4 | 6 | 4.6 | 3 | 1 | 0 | 0 | 1 | 14 | 7.0 | |
| at Ole Miss | 12/8/13 | 21 | 4-5 | .800 | 0-0 | .000 | 1-2 | .500 | 0 | 3 | 3 | 4.4 | 4 | 0 | 3 | 0 | 2 | 9 | 7.3 | |
| vs Illinois | 12/14/13 | 15 | 0-1 | .000 | 0-0 | .000 | 0-0 | .000 | 1 | 3 | 4 | 4.3 | 2 | 1 | 3 | 0 | 3 | 0 | 6.4 | |
| UC IRVINE | 12/17/13 | 12 | 1-6 | .167 | 0-0 | .000 | 4-6 | .667 | 4 | 2 | 6 | 4.5 | 4 | 1 | 2 | 1 | 1 | 6 | 6.4 | |
| BRIGHAM YOUNG | 12/21/13 | 19 | 3-3 | 1.000 | 0-0 | .000 | 0-0 | .000 | 4 | 4 | 8 | 4.8 | 4 | 0 | 1 | 0 | 2 | 6 | 6.4 | |
| MORGAN STATE | 12/29/13 | * 19 | 8-9 | .889 | 0-0 | .000 | 0-0 | .000 | 2 | 3 | 5 | 4.8 | 2 | 1 | 2 | 0 | 2 | 16 | 7.2 | |
| at Utah | 01/02/14 | * 20 | 5-13 | .385 | 1-1 | 1.000 | 3-6 | .500 | 5 | 2 | 7 | 5.0 | 1 | 0 | 1 | 1 | 0 | 14 | 7.7 | |
| at Colorado | 01/05/14 | * 15 | 4-8 | .500 | 0-0 | .000 | 0-0 | .000 | 2 | 2 | 4 | 4.9 | 4 | 1 | 1 | 0 | 0 | 8 | 7.7 | |
| CALIFORNIA | 01/09/14 | * 13 | 2-4 | .500 | 0-0 | .000 | 0-0 | .000 | 0 | 2 | 2 | 4.7 | 4 | 0 | 0 | 1 | 0 | 4 | 7.5 | |
| STANFORD | 01/12/14 | 17 | 3-4 | .750 | 0-0 | .000 | 3-4 | .750 | 0 | 2 | 2 | 4.6 | 4 | 2 | 3 | 0 | 0 | 9 | 7.6 | |
| at Oregon State | 01/19/14 | 17 | 6-9 | .667 | 0-0 | .000 | 1-3 | .333 | 2 | 4 | 6 | 4.6 | 4 | 0 | 2 | 0 | 0 | 13 | 7.9 | |
| at Washington | 01/23/14 | 27 | 5-9 | .556 | 0-0 | .000 | 1-1 | 1.000 | 2 | 7 | 9 | 4.9 | 3 | 0 | 1 | 3 | 2 | 11 | 8.1 | |
| at Washington State | 01/26/14 | 11 | 1-3 | .333 | 0-0 | .000 | 1-2 | .500 | 0 | 2 | 2 | 4.7 | 3 | 0 | 2 | 0 | 0 | 3 | 7.8 | |
| UCLA | 01/30/14 | 25 | 5-8 | .625 | 0-0 | .000 | 3-4 | .750 | 1 | 3 | 4 | 4.7 | 4 | 0 | 1 | 2 | 0 | 13 | 8.1 | |
| USC | 02/01/14 | 16 | 1-6 | .167 | 0-0 | .000 | 1-6 | .167 | 1 | 3 | 4 | 4.7 | 5 | 1 | 1 | 0 | 2 | 3 | 7.8 | |
| at Arizona | 2/6/14 | 16 | 3-6 | .500 | 0-0 | .000 | 0-0 | .000 | 0 | 7 | 7 | 4.8 | 4 | 0 | 0 | 0 | 0 | 6 | 7.7 | |
| at Arizona State | 02-08-14 | * 16 | 1-6 | .167 | 0-0 | .000 | 1-2 | .500 | 1 | 0 | 1 | 4.6 | 4 | 0 | 1 | 1 | 1 | 3 | 7.5 | |
| OREGON STATE | 02/16/14 | 13 | 1-2 | .500 | 0-0 | .000 | 3-4 | .750 | 0 | 0 | 0 | 4.4 | 3 | 0 | 0 | 1 | 1 | 5 | 7.4 | |
| WASHINGTON | 02/19/14 | 10 | 1-4 | .250 | 0-1 | .000 | 0-0 | .000 | 0 | 0 | 0 | 4.2 | 1 | 1 | 0 | 1 | 1 | 2 | 7.2 | |
| WASHINGTON STATE | 02/23/14 | 25 | 2-3 | .667 | 0-0 | .000 | 1-2 | .500 | 1 | 4 | 5 | 4.3 | 4 | 0 | 1 | 1 | 1 | 5 | 7.1 | |
| at UCLA | 02/27/14 | 23 | 4-7 | .571 | 0-1 | .000 | 4-7 | .571 | 2 | 1 | 3 | 4.2 | 5 | 0 | 0 | 0 | 0 | 12 | 7.3 | |
| at USC | 03/01/14 | 10 | 2-3 | .667 | 0-0 | .000 | 0-0 | .000 | 1 | 2 | 3 | 4.2 | 5 | 0 | 1 | 0 | 0 | 4 | 7.2 | |
| ARIZONA STATE | 03/04/14 | 5 | 1-2 | .500 | 0-0 | .000 | 0-0 | .000 | 0 | 3 | 3 | 4.1 | 2 | 0 | 0 | 0 | 0 | 2 | 7.0 | |
| ARIZONA | 03/08/14 | 4 | 0-0 | .000 | 0-0 | .000 | 0-0 | .000 | 0 | 0 | 0 | 4.0 | 1 | 0 | 0 | 0 | 0 | 0 | 6.8 | |
| vs Oregon State | 03/12/14 | 12 | 2-3 | .667 | 0-0 | .000 | 1-2 | .500 | 0 | 3 | 3 | 4.0 | 4 | 1 | 1 | 1 | 0 | 5 | 6.7 | |
| vs UCLA | 03/13/14 | 16 | 2-4 | .500 | 0-0 | .000 | 0-0 | .000 | 1 | 1 | 2 | 3.9 | 4 | 0 | 2 | 0 | 0 | 4 | 6.6 | |
| Totals | | 5 | 516 | 87-166 | .524 | 1-3 | .333 | 37-68 | .544 | 42 | 83 | 125 | 3.9 | 108 | 12 | 38 | 16 | 24 | 212 | 6.6 |

Games played: 32
 Minutes/game: 16.1
 Points/game: 6.6
 FG Pct: 52.4
 3FG Pct: 33.3
 FT Pct: 54.4


Rebounds/game: 3.9
 Assists/game: 0.4
 Turnovers/game: 1.2
 Assist/turnover ratio: 0.3
 Steals/game: 0.8
 Blocks/game: 0.5

SEASON HIGHS

| | | |
|-----------|----|-------------------------|
| Points | 16 | Morgan State (12-29-13) |
| FG Made | 8 | Morgan State (12-29-13) |
| FG Att. | 13 | at Utah (1-2-14) |
| 3 PT Made | 1 | at Utah (1-2-14) |
| 3 PT Att. | 1 | at Utah (1-2-14) |
| | 1 | at UCLA (2-27-14) |
| FT Made | 4 | UC Irvine (12-17-13) |
| | 4 | at UCLA (2-27-14) |
| FT Att. | 7 | at UCLA (2-27-14) |
| Rebounds | 9 | at Washington (1-23-14) |
| Assists | 2 | Stanford (1-12-14) |
| Steals | 3 | vs. Illinois (12-14-13) |
| Blocks | 3 | at Washington (1-23-14) |
| Minutes | 27 | at Washington (1-23-14) |

YEAR-BY-YEAR CAREER STATISTICS

| Season | GP-GS | Min./Avg. | FG-FGA | pct. | 3FG-3FGA | pct. | FT-FTA | pct. | off | def | tot | avg. | pf | fo | asst | to | blk | stl | Points | Avg. |
|--------------|-------|-----------|--------|------|----------|------|--------|------|-----|-----|-----|------|-----|----|------|----|-----|-----|--------|------|
| 2013-14 | 32-5 | 516/16.1 | 87-166 | .524 | 1-3 | .333 | 37-68 | .544 | 42 | 83 | 125 | 3.9 | 108 | 4 | 12 | 38 | 16 | 24 | 212 | 6.6 |
| TOTAL | 32-5 | 516/16.1 | 87-166 | .524 | 1-3 | .333 | 37-68 | .544 | 42 | 83 | 125 | 3.9 | 108 | 4 | 12 | 38 | 16 | 24 | 212 | 6.6 |



#1 DOMINIC ARTIS

SOPHOMORE | GUARD | 6-1 | 186 | OAKLAND, CALIF.

FINDLAY PREP

2013-14 | SOPHOMORE SEASON

- Took a big step forward in the Pac-12 Tournament, logging 23 minutes against Oregon State and 22 against UCLA. Scored 10 points with six assists in UO's first round victory, while tallying five points and two assists against the second-seeded Bruins.
- Played 21 games in the regular season after missing the first nine, ranking as one of the team's top defenders despite battling through a shooting slump.
- Averages 17.6 minutes and 4.3 points per game.
- Has the second-best assist to turnover ratio on the team, while ranking fourth in overall assists (53).
- Scored a season-high 12 points in OT win at Utah, making 5-of-8 FG attempts with four steals.
- Scored five points with a career-high eight rebounds against UC Irvine, playing 26 minutes with only one turnover in his first game of the season.
- Played a well-rounded game versus Morgan State with seven points, six rebounds and five assists.
- Assisted seven baskets, a career-high total, against Colorado while going 6-of-6 from the FT line to finish with eight points.
- Scored five points with two assists and a steal against California.
- Made his first start of the season at Washington.
- Scored seven points with four assists at Washington State.
- In victory against USC, scored five points with three assists.
- At second-ranked Arizona, scored 10 points with four assists and one steal.
- Played 27 minutes at USC on March 1, tallying two assists and two steals.

| Opponent | Date | gs | min | Total | | 3-Pointers | | Free throws | | Rebounds | | | | pf | a | to | blk | stl | pts | avg | |
|---------------------|----------|----|-----|--------|-------|------------|-------|-------------|-------|----------|-----|-----|-----|-----|----|----|-----|-----|-----|-----|-----|
| | | | | fg-fga | pct | 3fg-fga | pct | ft-fa | pct | off | def | tot | avg | | | | | | | | |
| UC IRVINE | 12/17/13 | | 26 | 2-3 | .667 | 0-1 | .000 | 1-2 | .500 | 1 | 7 | 8 | 8.0 | 1 | 3 | 1 | 0 | 1 | 5 | 5.0 | |
| BRIGHAM YOUNG | 12/21/13 | | 11 | 0-3 | .000 | 0-1 | .000 | 0-0 | .000 | 0 | 1 | 1 | 4.5 | 0 | 1 | 0 | 0 | 0 | 2.5 | | |
| MORGAN STATE | 12/29/13 | | 22 | 2-6 | .333 | 0-0 | .000 | 3-4 | .750 | 1 | 5 | 6 | 5.0 | 2 | 5 | 4 | 0 | 2 | 7 | 4.0 | |
| at Utah | 01/02/14 | | 24 | 5-8 | .625 | 1-2 | .500 | 1-2 | .500 | 0 | 1 | 1 | 4.0 | 2 | 1 | 1 | 0 | 4 | 12 | 6.0 | |
| at Colorado | 01/05/14 | | 21 | 1-8 | .125 | 0-2 | .000 | 6-6 | 1.000 | 0 | 2 | 2 | 3.6 | 4 | 7 | 1 | 1 | 3 | 8 | 6.4 | |
| CALIFORNIA | 01/09/14 | | 20 | 2-5 | .400 | 0-2 | .000 | 1-2 | .500 | 0 | 0 | 0 | 3.0 | 3 | 2 | 2 | 0 | 1 | 5 | 6.2 | |
| STANFORD | 01/12/14 | | 13 | 1-3 | .333 | 1-2 | .500 | 2-2 | 1.000 | 0 | 1 | 1 | 2.7 | 3 | 0 | 2 | 0 | 0 | 5 | 6.0 | |
| at Oregon State | 01/19/14 | | 20 | 2-5 | .400 | 0-0 | .000 | 2-2 | 1.000 | 2 | 0 | 2 | 2.6 | 1 | 1 | 2 | 0 | 2 | 6 | 6.0 | |
| at Washington | 01/23/14 | * | 16 | 1-6 | .167 | 1-2 | .500 | 0-0 | .000 | 0 | 0 | 0 | 2.3 | 1 | 0 | 3 | 0 | 0 | 3 | 5.7 | |
| at Washington State | 01/26/14 | * | 18 | 2-4 | .500 | 1-1 | 1.000 | 2-2 | 1.000 | 0 | 2 | 2 | 2.3 | 2 | 4 | 1 | 0 | 1 | 7 | 5.8 | |
| UCLA | 01/30/14 | * | 11 | 0-2 | .000 | 0-1 | .000 | 0-0 | .000 | 1 | 0 | 1 | 2.2 | 2 | 2 | 0 | 0 | 0 | 5 | 5.3 | |
| USC | 02/01/14 | * | 18 | 2-8 | .250 | 0-2 | .000 | 1-2 | .500 | 1 | 1 | 2 | 2.2 | 0 | 3 | 1 | 0 | 0 | 5 | 5.3 | |
| at Arizona | 2/6/14 | * | 26 | 4-6 | .667 | 1-2 | .500 | 1-4 | .250 | 0 | 3 | 3 | 2.2 | 2 | 4 | 2 | 0 | 1 | 10 | 5.6 | |
| at Arizona State | 02-08-14 | * | 23 | 1-6 | .167 | 0-2 | .000 | 0-0 | .000 | 1 | 3 | 4 | 2.4 | 3 | 4 | 0 | 0 | 2 | 2 | 5.4 | |
| OREGON STATE | 02/16/14 | | 14 | 0-2 | .000 | 0-1 | .000 | 0-0 | .000 | 0 | 0 | 0 | 2.2 | 1 | 4 | 1 | 1 | 0 | 0 | 5.0 | |
| WASHINGTON | 02/19/14 | | 9 | 0-1 | .000 | 0-1 | .000 | 2-2 | 1.000 | 0 | 1 | 1 | 2.1 | 1 | 0 | 2 | 0 | 0 | 2 | 4.8 | |
| WASHINGTON STATE | 02/23/14 | | 18 | 1-4 | .250 | 0-0 | .000 | 0-0 | .000 | 0 | 0 | 0 | 2.0 | 1 | 0 | 1 | 0 | 0 | 2 | 4.6 | |
| at UCLA | 02/27/14 | | 7 | 0-1 | .000 | 0-0 | .000 | 0-2 | .000 | 0 | 1 | 1 | 1.9 | 0 | 0 | 0 | 0 | 1 | 0 | 4.4 | |
| at USC | 03/01/14 | | 27 | 0-1 | .000 | 0-1 | .000 | 4-4 | 1.000 | 1 | 3 | 4 | 2.1 | 3 | 2 | 0 | 0 | 2 | 4 | 4.4 | |
| ARIZONA STATE | 03/04/14 | | 11 | 0-2 | .000 | 0-2 | .000 | 0-0 | .000 | 0 | 1 | 1 | 2.0 | 2 | 2 | 1 | 0 | 0 | 0 | 4.2 | |
| ARIZONA | 03/08/14 | | 4 | 0-1 | .000 | 0-0 | .000 | 0-0 | .000 | 0 | 0 | 0 | 1.9 | 1 | 0 | 0 | 0 | 0 | 0 | 4.0 | |
| vs Oregon State | 03/12/14 | | 23 | 3-4 | .750 | 2-2 | 1.000 | 2-4 | .500 | 0 | 2 | 2 | 1.9 | 2 | 6 | 2 | 0 | 0 | 10 | 4.2 | |
| vs UCLA | 03/13/14 | | 22 | 2-5 | .400 | 1-3 | .333 | 0-1 | .000 | 0 | 2 | 2 | 1.9 | 1 | 2 | 3 | 0 | 0 | 5 | 4.3 | |
| Totals | | | 6 | 404 | 31-94 | .330 | 8-30 | .267 | 28-41 | .683 | 8 | 36 | 44 | 1.9 | 38 | 53 | 32 | 2 | 20 | 98 | 4.3 |

Games played: 23
 Minutes/game: 17.6
 Points/game: 4.3
 FG Pct: 33.0
 3FG Pct: 26.7
 FT Pct: 68.3

Rebounds/game: 1.9
 Assists/game: 2.3
 Turnovers/game: 1.4
 Assist/turnover ratio: 1.7
 Steals/game: 0.9
 Blocks/game: 0.1

SEASON HIGHS

| | | |
|-----------|----|----------------------------|
| Points | 12 | at Utah (1-2-14) |
| FG Made | 5 | at Utah (1-2-14) |
| FG Att. | 8 | 3 times |
| 3 PT Made | 2 | vs. Oregon State (3-12-14) |
| 3 PT Att. | 3 | vs. UCLA (3-13-14) |
| FT Made | 6 | at Colorado (1-2-14) |
| FT Att. | 6 | at Colorado (1-2-14) |
| Rebounds | 8 | UC Irvine (12-17-13) |
| Assists | 7 | at Colorado (1-2-14) |
| Steals | 4 | at Utah (1-2-14) |
| Blocks | 1 | at Colorado (1-2-14) |
| | 1 | Oregon State (2-16-14) |
| Minutes | 27 | at USC (3-1-14) |

CAREER HIGHS

| | | |
|-----------|----|-------------------------------|
| Points | 16 | Portland State (11-12-12) |
| | 16 | UT-San Antonio (11-29-12) |
| FG Made | 7 | UT-San Antonio (11-29-12) |
| FG Att. | 23 | at Texas-El Paso (12-19-12) |
| 3 PT Made | 4 | Portland State (11-12-12) |
| 3 PT Att. | 8 | at Texas-El Paso (12-19-12) |
| | 8 | at Texas-El Paso (12-19-12) |
| FT Made | 6 | Arkansas-Pine Bluff (12-1-12) |
| | 6 | at Colorado (1-2-14) |
| FT Att. | 6 | 5 times |
| Rebounds | 8 | UC Irvine (12-17-13) |
| Assists | 7 | at Colorado (1-2-14) |
| Steals | 5 | Arkansas-Pine Bluff (12-1-12) |
| Blocks | 1 | 8 times |
| Minutes | 45 | at Texas-El Paso (12-19-12) |

YEAR-BY-YEAR CAREER STATISTICS

| Season | GP-GS | Min./Avg. | FG-FGA | pct. | 3FG-3FGA | pct. | FT-FTA | pct. | off | def | tot | avg. | pf | fo | asst | to | blk | stl | Points | Avg. |
|--------------|--------------|-----------------|----------------|-------------|---------------|-------------|--------------|-------------|-----------|-----------|------------|------------|-----------|----------|------------|------------|----------|-----------|------------|------------|
| 2012-13 | 28-25 | 666/23.8 | 84-226 | .372 | 34-95 | .358 | 36-53 | .679 | 13 | 48 | 61 | 2.2 | 50 | 0 | 90 | 68 | 7 | 43 | 238 | 8.5 |
| 2013-14 | 23-6 | 404/17.6 | 31-94 | .330 | 8-30 | .267 | 28-41 | .683 | 8 | 36 | 44 | 1.9 | 38 | 0 | 53 | 32 | 2 | 20 | 98 | 4.3 |
| TOTAL | 51-31 | 1,070/21 | 115-320 | .359 | 42-125 | .336 | 64-94 | .680 | 21 | 84 | 105 | 2.0 | 88 | 0 | 143 | 100 | 9 | 63 | 336 | 6.6 |



#20 WAVERLY AUSTIN

SENIOR | CENTER | 6-11 | 257 | FREDERICKSBURG, VA.

PROGRESSIVE CHRISTIAN ACADEMY / PALM STATE BEACH COLLEGE

2013-14 | SENIOR SEASON

- Has made a bigger impact late in the season, starting at center in the previous nine games - all of which were victories except for the last.
- UO is 19-2 this season with Austin in the starting lineup.
- Has played in 29 games this season with 21 starts, averaging 11 minutes and 2.4 rebounds per contest.
- Turned in a career performance in March 4 win over Arizona State, logging career-highs in rebounds (10), blocks (5) and minutes played (28), with five points and one steal.
- Leads the team in blocks with 26.
- Shooting at a .400 clip from the floor, making 18-of-45 FG attempts.
- Matched a then-season-high with six rebounds in double-overtime win at UCLA on Feb. 27
- Scored a season-high nine points in a win over Pacific, making 3-of-4 FG attempts.
- Tallied five points, five boards and two steals in victory over Western Carolina.
- Matched career high with three blocks against both Utah Valley and Pacific.
- Had a season-high two assists against California with one block.
- Saw action at Washington State, scoring on his lone shot attempt.
- Pulled down six rebounds at Arizona State (2/8).
- Started against Oregon State on Feb. 16, scoring four points with two boards and two blocks.
- Played 17 minutes in upset of No. 3 Arizona on March 8, tallying four rebounds and an assist.

| Opponent | Date | gs | min | Total | | 3-Pointers | | Free throws | | Rebounds | | | | pf | a | lo | blk | stl | pts | avg | |
|---------------------|----------|----|-----|--------|-------|------------|------|-------------|-------|----------|-----|-----|-----|-----|----|----|-----|-----|-----|-----|-----|
| | | | | fg-fga | pct | 3fg-fga | pct | ft-fa | pct | off | def | tot | avg | | | | | | | | |
| vs Georgetown | 11/09/13 | * | 9 | 0-2 | .000 | 0-0 | .000 | 0-0 | .000 | 0 | 1 | 1 | 1.0 | 5 | 0 | 1 | 0 | 0 | 0 | 0.0 | |
| WESTERN CAROLINA | 11/13/13 | * | 19 | 1-1 | 1.000 | 0-0 | .000 | 3-6 | .500 | 1 | 4 | 5 | 3.0 | 2 | 1 | 1 | 0 | 2 | 5 | 2.5 | |
| UTAH VALLEY | 11/19/13 | * | 21 | 2-3 | .667 | 0-0 | .000 | 0-1 | .000 | 2 | 2 | 4 | 3.3 | 3 | 0 | 2 | 3 | 2 | 4 | 3.0 | |
| SAN FRANCISCO | 11/24/13 | * | 11 | 2-2 | 1.000 | 0-0 | .000 | 0-0 | .000 | 1 | 3 | 4 | 3.5 | 3 | 0 | 0 | 1 | 0 | 4 | 3.3 | |
| PACIFIC | 11/29/13 | * | 20 | 3-4 | .750 | 0-0 | .000 | 3-5 | .600 | 1 | 2 | 3 | 3.4 | 2 | 0 | 0 | 3 | 1 | 9 | 4.4 | |
| NORTH DAKOTA | 11/30/13 | * | 10 | 1-2 | .500 | 0-0 | .000 | 0-0 | .000 | 0 | 1 | 1 | 3.0 | 1 | 0 | 0 | 0 | 1 | 2 | 4.0 | |
| CAL POLY | 12/01/13 | * | 19 | 1-4 | .250 | 0-0 | .000 | 4-4 | 1.000 | 0 | 3 | 3 | 3.0 | 3 | 1 | 0 | 2 | 0 | 6 | 4.3 | |
| at Ole Miss | 12/8/13 | * | 6 | 0-0 | .000 | 0-0 | .000 | 0-0 | .000 | 0 | 0 | 0 | 2.6 | 4 | 0 | 0 | 0 | 0 | 0 | 3.8 | |
| vs Illinois | 12/14/13 | * | 13 | 1-1 | 1.000 | 0-0 | .000 | 1-2 | .500 | 0 | 2 | 2 | 2.6 | 2 | 0 | 0 | 1 | 0 | 3 | 3.7 | |
| UC IRVINE | 12/17/13 | * | 11 | 0-3 | .000 | 0-0 | .000 | 2-2 | 1.000 | 2 | 0 | 2 | 2.5 | 3 | 0 | 0 | 1 | 1 | 2 | 3.5 | |
| BRIGHAM YOUNG | 12/21/13 | * | 3 | 0-0 | .000 | 0-0 | .000 | 0-0 | .000 | 0 | 0 | 0 | 2.3 | 1 | 0 | 1 | 0 | 0 | 0 | 3.2 | |
| MORGAN STATE | 12/29/13 | | 9 | 0-2 | .000 | 0-0 | .000 | 0-0 | .000 | 3 | 2 | 5 | 2.5 | 4 | 0 | 2 | 1 | 0 | 0 | 2.9 | |
| at Utah | 01/02/14 | | 3 | 0-0 | .000 | 0-0 | .000 | 0-0 | .000 | 0 | 0 | 0 | 2.3 | 0 | 0 | 0 | 0 | 0 | 0 | 2.7 | |
| at Colorado | 01/05/14 | | 4 | 0-1 | .000 | 0-0 | .000 | 0-0 | .000 | 0 | 0 | 0 | 2.1 | 1 | 0 | 0 | 0 | 0 | 0 | 2.5 | |
| CALIFORNIA | 01/09/14 | | 10 | 0-0 | .000 | 0-0 | .000 | 0-0 | .000 | 0 | 0 | 0 | 2.0 | 1 | 2 | 0 | 1 | 0 | 0 | 2.3 | |
| STANFORD | 01/12/14 | * | 8 | 0-1 | .000 | 0-0 | .000 | 0-0 | .000 | 0 | 1 | 1 | 1.9 | 2 | 0 | 0 | 1 | 0 | 0 | 2.2 | |
| at Washington State | 01/26/14 | | 4 | 1-1 | 1.000 | 0-0 | .000 | 0-0 | .000 | 1 | 1 | 2 | 1.9 | 0 | 0 | 0 | 0 | 0 | 2 | 2.2 | |
| UCLA | 01/30/14 | | 2 | 0-1 | .000 | 0-0 | .000 | 0-0 | .000 | 1 | 1 | 2 | 1.9 | 0 | 0 | 0 | 0 | 0 | 0 | 2.1 | |
| at Arizona | 2/6/14 | | 7 | 0-0 | .000 | 0-0 | .000 | 0-0 | .000 | 0 | 0 | 0 | 1.8 | 2 | 0 | 0 | 0 | 0 | 0 | 1.9 | |
| at Arizona State | 02-08-14 | | 15 | 0-0 | .000 | 0-0 | .000 | 0-0 | .000 | 1 | 5 | 6 | 2.1 | 3 | 0 | 1 | 1 | 0 | 0 | 1.9 | |
| OREGON STATE | 02/16/14 | * | 13 | 2-3 | .667 | 0-0 | .000 | 0-0 | .000 | 0 | 2 | 2 | 2.0 | 2 | 1 | 0 | 2 | 0 | 4 | 2.0 | |
| WASHINGTON | 02/19/14 | * | 11 | 0-0 | .000 | 0-0 | .000 | 0-0 | .000 | 0 | 1 | 1 | 2.0 | 2 | 0 | 0 | 0 | 0 | 0 | 1.9 | |
| WASHINGTON STATE | 02/23/14 | * | 8 | 0-0 | .000 | 0-0 | .000 | 1-4 | .250 | 0 | 0 | 0 | 1.9 | 0 | 0 | 0 | 1 | 0 | 1 | 1.8 | |
| at UCLA | 02/27/14 | * | 9 | 0-1 | .000 | 0-0 | .000 | 0-0 | .000 | 4 | 2 | 6 | 2.1 | 4 | 1 | 3 | 0 | 0 | 0 | 1.8 | |
| at USC | 03/01/14 | * | 9 | 0-1 | .000 | 0-0 | .000 | 1-2 | .500 | 1 | 0 | 1 | 2.0 | 0 | 0 | 0 | 1 | 0 | 1 | 1.7 | |
| ARIZONA STATE | 03/04/14 | * | 28 | 2-6 | .333 | 0-0 | .000 | 1-1 | 1.000 | 5 | 5 | 10 | 2.3 | 3 | 0 | 0 | 5 | 1 | 5 | 1.8 | |
| ARIZONA | 03/08/14 | * | 17 | 1-3 | .333 | 0-0 | .000 | 0-0 | .000 | 2 | 2 | 4 | 2.4 | 4 | 1 | 2 | 1 | 0 | 2 | 1.9 | |
| vs Oregon State | 03/12/14 | * | 7 | 0-2 | .000 | 0-0 | .000 | 1-2 | .500 | 3 | 1 | 4 | 2.5 | 3 | 0 | 0 | 0 | 0 | 1 | 1.8 | |
| vs UCLA | 03/13/14 | * | 9 | 1-1 | 1.000 | 0-0 | .000 | 0-0 | .000 | 0 | 1 | 1 | 2.4 | 0 | 0 | 0 | 1 | 1 | 2 | 1.8 | |
| Totals | | | 21 | 315 | 18-45 | .400 | 0-0 | .000 | 17-29 | .586 | 28 | 42 | 70 | 2.4 | 60 | 7 | 13 | 26 | 9 | 53 | 1.8 |

Games played: 29
 Minutes/game: 10.9
 Points/game: 1.8
 FG Pct: 40.0
 FT Pct: 58.6

Rebounds/game: 2.4
 Assists/game: 0.2
 Turnovers/game: 0.4
 Assist/turnover ratio: 0.5
 Steals/game: 0.3
 Blocks/game: 0.9

SEASON HIGHS

| | | |
|-----------|----|-----------------------------|
| Points | 9 | Pacific (11-29-13) |
| FG Made | 3 | Pacific (11-29-13) |
| FG Att. | 6 | Arizona State (3-4-14) |
| 3 PT Made | - | |
| 3 PT Att. | - | |
| FT Made | 4 | Cal Poly (12-1-13) |
| FT Att. | 6 | Western Carolina (11-13-13) |
| Rebounds | 10 | Arizona State (3-4-14) |
| Assists | 2 | California (1-9-13) |
| Steals | 2 | Western Carolina (11-13-13) |
| | 2 | Utah Valley (11-19-13) |
| Blocks | 5 | Arizona State (3-4-14) |
| Minutes | 28 | Arizona State (3-4-14) |

CAREER HIGHS

| | | |
|-----------|----|----------------------------|
| Points | 10 | UT-San Antonio (11-29-12) |
| FG Made | 4 | Portland State (11-12-12) |
| | 4 | UT-San Antonio (11-29-12) |
| FG Att. | 8 | Vanderbilt (11-16-12) |
| 3 PT Made | - | |
| 3 PT Att. | - | |
| FT Made | 4 | Houston Baptist (12-22-12) |
| | 4 | Cal Poly (12-1-13) |
| FT Att. | 8 | Houston Baptist (12-22-12) |
| Rebounds | 10 | Arizona State (3-4-14) |
| Assists | 2 | Portland State (11-12-12) |
| | 2 | California (1-9-13) |
| Steals | 3 | Arizona (1-10-13) |
| Blocks | 5 | Arizona State (3-5-14) |
| Minutes | 28 | Arizona State (3-5-14) |

YEAR-BY-YEAR CAREER STATISTICS

| Season | GP-GS | Min./Avg. | FG-FGA | pct. | 3FG-3FGA | pct. | FT-FTA | pct. | off | def | tot | avg. | pf | fo | asst | to | blk | stl | Points | Avg. |
|--------------|--------------|---------------|---------------|-------------|------------|-------------|--------------|-------------|-----------|-----------|------------|------------|------------|----------|-----------|-----------|-----------|-----------|------------|------------|
| 2012-13 | 35-1 | 384/11.0 | 44-98 | .449 | 0-0 | .000 | 21-38 | .553 | 40 | 54 | 94 | 2.7 | 57 | 0 | 7 | 34 | 29 | 13 | 109 | 3.1 |
| 2013-14 | 29-21 | 315/10.9 | 18-45 | .400 | 0-0 | .000 | 17-29 | .586 | 28 | 42 | 70 | 3.4 | 60 | 1 | 7 | 13 | 26 | 9 | 53 | 1.8 |
| TOTAL | 64-22 | 699/11 | 62-143 | .434 | 0-0 | .000 | 38-67 | .567 | 68 | 96 | 164 | 2.6 | 117 | 1 | 14 | 47 | 55 | 22 | 162 | 2.5 |



#12 JASON CALLISTE

RS-SENIOR | GUARD | 6-2 | 171 | SCARBOROUGH, ONT.

QUALITY EDUCATION ACADEMY / DETROIT

2013-14 | RS-SENIOR SEASON

- Named the Pac-12 sixth man of the year by collegehoopsdaily.com.
- One of the best shooters in the nation, making 52.4% from the floor, 50.8% from 3-point range and 85.8% at the charity stripe.
- As of 3/15, ranks first in the Pac-12 in 3-point FG percentage, third in FT percentage and 10th in FG percentage.
- Ranks fourth nationally in 3-point FG percentage.
- Is the team's third leading scorer in the despite starting in just one game, averaging 12.4 points per contest.
- Has reached double figure scoring in 22 games, including 14 of the past 17 contests.
- Has totaled over 1,400 points (1,466), 200 assists (257) and 100 steals (146) in his collegiate career.
- Led UO past rivals in Pac-12 Tournament opener, making 4-of-5 from the field and 6-of-6 at the charity stripe to finish with 17 points.
- Superb performance against BYU wth 31 points off the bench in an overtime win, making 7-of-13 from the floor and 13-of-13 from the FT line.
- Scored a team-high 18 points to lead UO over No. 3 Arizona on March 8, hitting 4-of-5 from 3-point range and 4-of-5 from the FT line.
- Scored 21 points off the bench against UCLA on Jan. 30, making four 3-pointers. Also scored 18 points in double-overtime win at UCLA on Feb. 27, making a season-high five 3-pointers.
- Led team in win over USC with 18 points, five rebounds and two steals.
- Scored 14 points with six rebounds, three steals and two assists at No. 2 Arizona.
- Scored 14 points, making 4-of-6 from deep, on Feb. 16 to lead Oregon to a Civil War victory.
- Went 6-of-6 from the line and tallied 16 points in victory over Arizona State on March 4.
- Made 11-of-11 FT attempts and scored 16 points in victory over Georgetown.
- Led the Ducks in scoring at Oregon State with 17 points on 6-of-11 shooting with three steals.
- On 8-of-10 shooting, including 4-of-6 from deep, scored a game-high 20 points in victory at Washington State.

| Opponent | Date | gs | min | Total | | 3-Pointers | | Free throws | | Rebounds | | | | pts | avg | | | | | |
|---------------------|----------|----------|------------|----------------|-------------|---------------|-------------|----------------|-------------|-----------|-----------|-----------|------------|-----------|-----------|-----------|----------|-----------|------------|-------------|
| | | | | fg-fga | pct | 3fg-fga | pct | ft-fa | pct | off | def | tot | avg | | | pf | a | t/o | blk | stl |
| vs Georgetown | 11/09/13 | 27 | 2-6 | .333 | 1-2 | .500 | 11-11 | 1.000 | 2 | 1 | 3 | 3.0 | 3 | 2 | 0 | 1 | 16 | 16.0 | | |
| WESTERN CAROLINA | 11/13/13 | 28 | 2-2 | 1.000 | 1-1 | 1.000 | 0-0 | .000 | 0 | 2 | 2 | 2.5 | 1 | 4 | 3 | 0 | 1 | 5 | 10.5 | |
| UTAH VALLEY | 11/19/13 | 25 | 1-4 | .250 | 1-4 | .250 | 2-2 | 1.000 | 1 | 3 | 4 | 3.0 | 1 | 3 | 1 | 0 | 0 | 5 | 8.7 | |
| SAN FRANCISCO | 11/24/13 | 28 | 4-6 | .667 | 3-3 | 1.000 | 5-5 | 1.000 | 0 | 3 | 3 | 3.0 | 3 | 2 | 3 | 0 | 0 | 16 | 10.5 | |
| PACIFIC | 11/29/13 | 27 | 2-5 | .400 | 1-4 | .250 | 10-12 | .833 | 1 | 2 | 3 | 3.0 | 2 | 3 | 1 | 0 | 3 | 15 | 11.4 | |
| NORTH DAKOTA | 11/30/13 | 30 | 5-7 | .714 | 2-3 | .667 | 3-4 | .750 | 0 | 1 | 1 | 2.7 | 2 | 4 | 2 | 1 | 0 | 15 | 12.0 | |
| CAL POLY | 12/01/13 | 21 | 1-3 | .333 | 1-2 | .500 | 2-3 | .667 | 0 | 0 | 0 | 2.3 | 2 | 1 | 1 | 0 | 0 | 5 | 11.0 | |
| at Ole Miss | 12/8/13 | 31 | 3-6 | .500 | 2-3 | .667 | 5-6 | .833 | 0 | 3 | 3 | 2.4 | 3 | 2 | 0 | 0 | 1 | 13 | 11.3 | |
| vs Illinois | 12/14/13 | 26 | 3-5 | .600 | 1-1 | 1.000 | 0-0 | .000 | 1 | 1 | 2 | 2.3 | 3 | 0 | 4 | 0 | 0 | 7 | 10.8 | |
| UC IRVINE | 12/17/13 | 22 | 2-4 | .500 | 2-2 | 1.000 | 4-4 | 1.000 | 0 | 0 | 0 | 2.1 | 3 | 2 | 1 | 0 | 1 | 10 | 10.7 | |
| BRIGHAM YOUNG | 12/21/13 | 31 | 7-13 | .538 | 4-7 | .571 | 13-13 | 1.000 | 1 | 2 | 3 | 2.2 | 1 | 2 | 3 | 0 | 2 | 31 | 12.5 | |
| MORGAN STATE | 12/29/13 | 19 | 1-1 | 1.000 | 0-0 | .000 | 8-8 | 1.000 | 0 | 2 | 2 | 2.2 | 2 | 0 | 1 | 0 | 1 | 10 | 12.3 | |
| at Utah | 01/02/14 | 33 | 1-6 | .167 | 0-2 | .000 | 2-2 | 1.000 | 2 | 1 | 3 | 2.2 | 2 | 2 | 3 | 0 | 1 | 4 | 11.7 | |
| at Colorado | 01/05/14 | 22 | 3-7 | .429 | 2-2 | 1.000 | 0-3 | .000 | 2 | 0 | 2 | 2.2 | 5 | 1 | 0 | 0 | 1 | 8 | 11.4 | |
| CALIFORNIA | 01/09/14 | 17 | 1-5 | .200 | 0-2 | .000 | 2-2 | 1.000 | 0 | 1 | 1 | 2.1 | 1 | 0 | 0 | 0 | 0 | 4 | 10.9 | |
| STANFORD | 01/12/14 | 24 | 3-4 | .750 | 2-3 | .667 | 4-5 | .800 | 0 | 1 | 1 | 2.1 | 1 | 2 | 1 | 0 | 1 | 12 | 11.0 | |
| at Oregon State | 01/19/14 | 25 | 6-11 | .545 | 2-5 | .400 | 3-4 | .750 | 2 | 1 | 3 | 2.1 | 3 | 1 | 0 | 0 | 3 | 17 | 11.4 | |
| at Washington | 01/23/14 | 22 | 4-6 | .667 | 1-2 | .500 | 2-2 | 1.000 | 0 | 0 | 0 | 2.0 | 1 | 1 | 2 | 0 | 2 | 11 | 11.3 | |
| at Washington State | 01/26/14 | 24 | 8-10 | .800 | 4-6 | .667 | 0-0 | .000 | 0 | 3 | 3 | 2.1 | 1 | 1 | 1 | 0 | 0 | 20 | 11.8 | |
| UCLA | 01/30/14 | 30 | 7-13 | .538 | 4-9 | .444 | 3-3 | 1.000 | 0 | 0 | 0 | 2.0 | 3 | 3 | 3 | 0 | 1 | 21 | 12.3 | |
| USC | 02/01/14 | 27 | 6-12 | .500 | 3-9 | .333 | 3-4 | .750 | 2 | 3 | 5 | 2.1 | 2 | 0 | 0 | 0 | 2 | 18 | 12.5 | |
| at Arizona | 2/6/14 | 33 | 4-7 | .571 | 2-4 | .500 | 4-7 | .571 | 2 | 4 | 6 | 2.3 | 2 | 2 | 2 | 0 | 3 | 14 | 12.6 | |
| at Arizona State | 02-08-14 | 25 | 3-8 | .375 | 1-4 | .250 | 1-1 | 1.000 | 0 | 1 | 1 | 2.2 | 2 | 2 | 1 | 1 | 1 | 8 | 12.4 | |
| OREGON STATE | 02/16/14 | 24 | 4-6 | .667 | 4-6 | .667 | 2-4 | .500 | 0 | 2 | 2 | 2.2 | 2 | 2 | 1 | 0 | 3 | 14 | 12.5 | |
| WASHINGTON | 02/19/14 | 22 | 0-3 | .000 | 0-3 | .000 | 0-0 | .000 | 0 | 3 | 3 | 2.2 | 2 | 1 | 2 | 0 | 1 | 0 | 2.0 | |
| WASHINGTON STATE | 02/23/14 | 32 | 4-9 | .444 | 2-6 | .333 | 2-2 | 1.000 | 0 | 0 | 0 | 2.2 | 3 | 3 | 2 | 0 | 2 | 12 | 12.0 | |
| at UCLA | 02/27/14 | 40 | 5-10 | .500 | 5-9 | .556 | 3-5 | .600 | 0 | 2 | 2 | 2.1 | 1 | 1 | 0 | 0 | 1 | 18 | 12.2 | |
| at USC | 03/01/14 | 27 | 3-6 | .500 | 3-3 | 1.000 | 4-4 | 1.000 | 0 | 0 | 0 | 2.1 | 2 | 2 | 2 | 0 | 1 | 13 | 12.2 | |
| ARIZONA STATE | 03/04/14 | 27 | 4-7 | .571 | 2-4 | .500 | 6-6 | 1.000 | 0 | 0 | 0 | 2.0 | 3 | 0 | 2 | 0 | 0 | 16 | 12.3 | |
| ARIZONA | 03/08/14 | 28 | 5-7 | .714 | 4-5 | .800 | 4-5 | .800 | 0 | 3 | 3 | 2.0 | 1 | 1 | 2 | 0 | 0 | 18 | 12.5 | |
| vs Oregon State | 03/12/14 | 28 | 4-5 | .800 | 3-4 | .750 | 6-6 | 1.000 | 1 | 1 | 2 | 2.0 | 3 | 1 | 0 | 0 | 1 | 17 | 12.7 | |
| vs UCLA | 03/13/14 | 21 | 2-6 | .333 | 0-4 | .000 | 1-1 | 1.000 | 0 | 1 | 1 | 2.0 | 2 | 1 | 1 | 0 | 1 | 5 | 12.4 | |
| Totals | | 1 | 846 | 110-210 | .524 | 63-124 | .508 | 115-134 | .858 | 17 | 47 | 64 | 2.0 | 68 | 53 | 47 | 2 | 35 | 398 | 12.4 |

Games played: 32
 Minutes/game: 26.4
 Points/game: 12.4
 FG Pct: 52.4
 3FG Pct: 50.8
 FT Pct: 85.8

Rebounds/game: 2.0
 Assists/game: 1.7
 Turnovers/game: 1.5
 Assist/turnover ratio: 1.1
 Steals/game: 1.1
 Blocks/game: 0.1

SEASON HIGHS


| | | |
|-----------|----|-------------------------------|
| Points | 31 | Brigham Young (12-21-13) |
| FG Made | 8 | at Washington State (1-26-14) |
| FG Att. | 13 | Brigham Young (12-21-13) |
| | 13 | UCLA (1-30-14) |
| 3 PT Made | 5 | at UCLA (2-27-14) |
| 3 PT Att. | 9 | 3 times |
| FT Made | 13 | Brigham Young (12-21-13) |
| FT Att. | 13 | Brigham Young (12-21-13) |
| Rebounds | 6 | at Arizona (2-6-14) |
| Assists | 4 | Western Carolina (11-13-13) |
| | 4 | North Dakota (11-30-13) |
| Steals | 3 | 3 times |
| Blocks | 1 | North Dakota (11-30-13) |
| | 1 | at Arizona State (2-8-14) |
| Minutes | 40 | at UCLA (2-27-14) |

CAREER HIGHS

| | | |
|-----------|----|-------------------------------|
| Points | 31 | Brigham Young (12-21-13) |
| FG Made | 10 | at Youngstown State (1-10-13) |
| FG Att. | 17 | Toledo (12-5-12) |
| 3 PT Made | 6 | Concordia (11-18-11) |
| | 6 | at Youngstown State (1-10-13) |
| 3 PT Att. | 10 | 3 times |
| FT Made | 13 | Brigham Young (12-21-13) |
| FT Att. | 13 | Brigham Young (12-21-13) |
| Rebounds | 9 | at Bowling Green (11-22-11) |
| Assists | 10 | at Illinois-Chicago (3-2-13) |
| Steals | 5 | Lake Erie (11-11-11) |
| | 5 | Milwaukee (2-10-12) |
| Blocks | 2 | Cleveland State (12-3-11) |
| Minutes | 40 | 6 times |

YEAR-BY-YEAR CAREER STATISTICS (2011-13 - Detroit)

| Season | GP-GS | Min./Avg. | FG-FGA | pct. | 3FG-3FGA | pct. | FT-FTA | pct. | off | def | tot | avg. | pf | fo | asst | to | blk | stl | Points | Avg. |
|--------------|---------------|-------------------|------------------|-------------|----------------|-------------|----------------|-------------|-----------|------------|------------|------------|------------|----------|------------|------------|-----------|------------|--------------|-------------|
| 2010-11 | 31-25 | 826/26.6 | 74-195 | .380 | 48-122 | .393 | 70-103 | .680 | 10 | 65 | 75 | 2.4 | 53 | 0 | 36 | 48 | 2 | 27 | 226 | 8.6 |
| 2011-12 | 36-34 | 1103/30.6 | 103-269 | .383 | 56-163 | .344 | 104-137 | .759 | 22 | 86 | 108 | 3.0 | 81 | 0 | 59 | 58 | 4 | 40 | 366 | 10.2 |
| 2012-13 | 33-33 | 1161/35.2 | 133-342 | .389 | 73-200 | .365 | 136-163 | .834 | 20 | 83 | 103 | 3.1 | 64 | 0 | 109 | 72 | 5 | 44 | 475 | 14.4 |
| 2013-14 | 32-1 | 846/26.4 | 110/210 | .524 | 63-124 | .508 | 115-134 | .858 | 17 | 47 | 64 | 2.0 | 68 | 1 | 53 | 47 | 2 | 35 | 398 | 12.4 |
| TOTAL | 130-93 | 3,936/30.3 | 420-1,016 | .413 | 240-609 | .394 | 425-537 | .791 | 69 | 281 | 350 | 2.7 | 266 | 0 | 257 | 225 | 13 | 146 | 1,466 | 11.3 |



#32 BEN CARTER

SOPHOMORE | FORWARD | 6-8 | 220 | LAS VEGAS, NEV.

BISHOP GORMAN HS

2013-14 | SOPHOMORE SEASON

- After missing the first nine games of the season, has played in the last 23, which includes five starts.
- Averages 12.7 minutes, 2.7 points and 2.6 rebounds per contest.
- Ranks fifth on the team in blocks (12).
- Gave Oregon 13 big minutes in upset of No. 3 Arizona on March 8, tallying five points, four rebounds, two assists, two steals and a block.
- Part of the bench that outscored OSU 46-6 in the first round of the Pac-12 Tournament, going 3-of-3 from the field with eight points, a season-high three assists and one steal.
- Scored a season-high 11 points off the bench at Oregon State on Jan. 19, making 4-of-6 FG attempts.
- Pulled down a career-high nine rebounds in road win against Washington State on Jan. 26.
- Tallied three boards, an assist and block against UCLA.
- Scored four points with four boards and a career-high three assists against UC Irvine.
- Made a season-high four free throws against Stanford.
- Made his first career start at Washington.
- Tallied four points, six boards, a block and a steal in a victory against USC.
- Made a season-high three blocks in victory at USC on March 1.

| Opponent | Date | gs | min | Total | | 3-Pointers | | Free throws | | Rebounds | | | pf | a | t/o | blk | stl | pts | avg | |
|---------------------|----------|------|-----|--------|------|------------|------|-------------|------|----------|-----|-----|-----|----|-----|-----|-----|-----|-----|-----|
| | | | | fg-fga | pct | 3fg-fga | pct | ft-fa | pct | off | def | tot | | | | | | | | avg |
| UC IRVINE | 12/17/13 | 19 | 2-7 | .286 | 0-1 | .000 | 0-0 | .000 | 1 | 3 | 4 | 4.0 | 3 | 3 | 1 | 1 | 2 | 4 | 4.0 | |
| BRIGHAM YOUNG | 12/21/13 | 6 | 0-1 | .000 | 0-0 | .000 | 0-1 | .000 | 0 | 0 | 0 | 2.0 | 4 | 0 | 0 | 0 | 0 | 0 | 2.0 | |
| MORGAN STATE | 12/29/13 | 14 | 0-3 | .000 | 0-0 | .000 | 3-4 | .750 | 1 | 2 | 3 | 2.3 | 3 | 0 | 1 | 1 | 1 | 3 | 2.3 | |
| at Utah | 01/02/14 | 3 | 0-1 | .000 | 0-0 | .000 | 0-0 | .000 | 0 | 3 | 3 | 2.5 | 2 | 0 | 0 | 1 | 0 | 0 | 1.8 | |
| at Colorado | 01/05/14 | 15 | 1-2 | .500 | 0-0 | .000 | 0-0 | .000 | 3 | 0 | 3 | 2.6 | 0 | 1 | 2 | 0 | 2 | 1.8 | | |
| CALIFORNIA | 01/09/14 | 5 | 0-1 | .000 | 0-0 | .000 | 0-0 | .000 | 0 | 0 | 0 | 2.2 | 1 | 1 | 0 | 0 | 0 | 1.5 | | |
| STANFORD | 01/12/14 | 7 | 0-0 | .000 | 0-0 | .000 | 4-6 | .667 | 1 | 0 | 1 | 2.0 | 0 | 1 | 1 | 0 | 0 | 4 | 1.9 | |
| at Oregon State | 01/19/14 | 16 | 4-6 | .667 | 0-0 | .000 | 3-4 | .750 | 1 | 1 | 2 | 2.0 | 2 | 0 | 1 | 1 | 1 | 0 | 11 | 3.0 |
| at Washington | 01/23/14 | * 15 | 0-2 | .000 | 0-0 | .000 | 1-2 | .500 | 2 | 2 | 4 | 2.2 | 4 | 2 | 0 | 1 | 0 | 1 | 2.8 | |
| at Washington State | 01/26/14 | * 25 | 2-7 | .286 | 0-0 | .000 | 2-2 | 1.000 | 2 | 7 | 9 | 2.9 | 2 | 1 | 0 | 0 | 0 | 1 | 6 | 3.1 |
| UCLA | 01/30/14 | * 18 | 0-0 | .000 | 0-0 | .000 | 0-0 | .000 | 1 | 2 | 3 | 2.9 | 3 | 1 | 1 | 1 | 0 | 0 | 2 | 2.8 |
| USC | 02/01/14 | * 22 | 2-3 | .667 | 0-0 | .000 | 0-0 | .000 | 3 | 3 | 6 | 3.2 | 4 | 1 | 2 | 1 | 1 | 4 | 2.9 | |
| at Arizona | 2/6/14 | * 16 | 1-2 | .500 | 0-0 | .000 | 0-0 | .000 | 2 | 1 | 3 | 3.2 | 3 | 1 | 0 | 0 | 0 | 2 | 2.8 | |
| at Arizona State | 02-08-14 | 9 | 0-3 | .000 | 0-0 | .000 | 0-0 | .000 | 3 | 1 | 4 | 3.2 | 1 | 0 | 1 | 0 | 0 | 0 | 2 | 2.6 |
| OREGON STATE | 02/16/14 | 12 | 0-0 | .000 | 0-0 | .000 | 0-0 | .000 | 0 | 2 | 2 | 3.1 | 2 | 0 | 0 | 0 | 0 | 0 | 2 | 2.5 |
| WASHINGTON | 02/19/14 | 16 | 0-0 | .000 | 0-0 | .000 | 2-2 | 1.000 | 0 | 0 | 0 | 2.9 | 1 | 0 | 1 | 1 | 0 | 2 | 2.4 | |
| WASHINGTON STATE | 02/23/14 | 8 | 0-0 | .000 | 0-0 | .000 | 1-2 | .500 | 0 | 1 | 1 | 2.8 | 1 | 0 | 1 | 0 | 0 | 1 | 2.4 | |
| at UCLA | 02/27/14 | 7 | 0-0 | .000 | 0-0 | .000 | 2-2 | 1.000 | 1 | 0 | 1 | 2.7 | 3 | 0 | 1 | 0 | 0 | 2 | 2.3 | |
| at USC | 03/01/14 | 10 | 0-0 | .000 | 0-0 | .000 | 2-2 | 1.000 | 1 | 1 | 2 | 2.7 | 0 | 0 | 1 | 3 | 0 | 2 | 2.3 | |
| ARIZONA STATE | 03/04/14 | 4 | 1-2 | .500 | 0-0 | .000 | 0-0 | .000 | 0 | 0 | 0 | 2.6 | 1 | 0 | 0 | 0 | 0 | 2 | 2.3 | |
| ARIZONA | 03/08/14 | 13 | 1-1 | 1.000 | 0-0 | .000 | 3-4 | .750 | 2 | 2 | 4 | 2.6 | 2 | 2 | 1 | 1 | 2 | 5 | 2.4 | |
| vs Oregon State | 03/12/14 | 20 | 3-3 | 1.000 | 0-0 | .000 | 2-2 | 1.000 | 1 | 1 | 2 | 2.6 | 4 | 3 | 0 | 0 | 1 | 8 | 2.7 | |
| vs UCLA | 03/13/14 | 12 | 1-2 | .500 | 0-0 | .000 | 0-0 | .000 | 1 | 2 | 3 | 2.6 | 5 | 0 | 0 | 0 | 0 | 2 | 2.7 | |
| Totals | | 5 | 292 | 18-46 | .391 | 0-1 | .000 | 25-33 | .758 | 26 | 34 | 60 | 2.6 | 51 | 17 | 15 | 12 | 10 | 61 | 2.7 |

Games played: 23
 Minutes/game: 12.7
 Points/game: 2.7
 FG Pct: .39.1
 3FG Pct: 0.0
 FT Pct: 75.8

Rebounds/game: 2.6
 Assists/game: 0.7
 Turnovers/game: 0.7
 Assist/turnover ratio: 1.1
 Steals/game: 0.4
 Blocks/game: 0.5

SEASON HIGHS

| | | |
|-----------|----|-------------------------------|
| Points | 11 | at Oregon State (1-19-14) |
| FG Made | 4 | at Oregon State (1-19-14) |
| FG Att. | 7 | UC Irvine (12-17-13) |
| | 7 | at Washington State (1-26-14) |
| 3 PT Made | - | - |
| 3 PT Att. | 1 | UC Irvine (12-17-13) |
| FT Made | 4 | Stanford (1-12-14) |
| FT Att. | 6 | Stanford (1-12-14) |
| Rebounds | 9 | at Washington State (1-26-14) |
| Assists | 3 | UC Irvine (12-17-13) |
| | 3 | vs. Oregon State (3-12-14) |
| Steals | 2 | 3 times |
| Blocks | 3 | at USC (3-1-14) |
| Minutes | 25 | at Washington State (1-26-14) |

CAREER HIGHS

| | | |
|-----------|----|-------------------------------|
| Points | 12 | at UNLV (11-21-12) |
| FG Made | 5 | at Colorado (3-7-13) |
| FG Att. | 7 | 3 times |
| 3 PT Made | - | - |
| 3 PT Att. | - | - |
| FT Made | 6 | at UNLV (11-21-12) |
| | 6 | Houston Baptist (12-22-12) |
| FT Att. | 6 | 4 times |
| Rebounds | 9 | at Washington State (1-26-14) |
| Assists | 3 | UC Irvine (12-17-13) |
| | 3 | vs. Oregon State (3-12-14) |
| Steals | 3 | Jacksonville State (11-19-12) |
| Blocks | 4 | Oregon State (2-28-13) |
| Minutes | 25 | at Washington State (1-26-14) |

YEAR-BY-YEAR CAREER STATISTICS

| Season | GP-GS | Min./Avg. | FG-FGA | pct. | 3FG-3FGA | pct. | FT-FTA | pct. | off | def | tot | avg. | pf | fo | asst | to | blk | stl | Points | Avg. |
|--------------|-------------|-----------------|---------------|-------------|------------|-------------|--------------|-------------|-----------|-----------|------------|------------|------------|----------|-----------|-----------|-----------|-----------|------------|------------|
| 2012-13 | 37-0 | 383/10.4 | 27-70 | .386 | 0-0 | .000 | 35-42 | .833 | 35 | 50 | 85 | 2.3 | 52 | 0 | 20 | 21 | 13 | 20 | 89 | 2.4 |
| 2013-14 | 23-5 | 292/12.7 | 18-46 | .391 | 0-1 | .000 | 25-33 | .758 | 26 | 34 | 60 | 2.6 | 51 | 1 | 17 | 15 | 12 | 10 | 61 | 2.7 |
| TOTAL | 60-5 | 675/11.3 | 45-116 | .388 | 0-1 | .000 | 60-75 | .800 | 61 | 84 | 145 | 2.4 | 103 | 1 | 37 | 36 | 25 | 30 | 150 | 2.5 |



#23 ELGIN COOK

RS-SOPHOMORE | FORWARD | 6-6 | 206 | MILWAUKEE, WIS.

HAMILTON HS / NORTHWEST FLORIDA STATE

2013-14 | RS-SOPHOMORE SEASON

- Leads the team in field goal percentage, shooting at a .549 mark (67-122). Would rank fifth in the Pac-12 in FG percentage if not for being short of the minimum attempts cutoff.
- One of six players to appear in all 32 regular games this season, averaging 16.3 minutes and 6.3 points per game.
- Ranks third on the team in rebounds per contest, averaging 3.6 per outing with 115 on the season.
- Posted his first double-double as a Duck in win over North Dakota with 10 points and 10 boards.
- Tallied season-high totals in points (18), assists (3), steals (3), FG made (5) and FG attempts (8) against San Francisco.
- Helped UO outscore Oregon State's bench 46-6 in the first round of the Pac-12 Tournament, scoring six points while matching a season-high with three steals.
- Scored 16 points in victory over Western Carolina.
- Led team to win over Ole Miss with clutch shooting in the second half, making 6-of-8 shots to score 14 points in OT win.
- Made 5-of-6 FG attempts, providing an X-factor performance in comeback win over Illinois with 12 points.
- Scored five points in overtime to help lead Oregon past BYU.
- Scored nine points with six boards in OT victory at Utah.
- Made his first career start as a Duck against Oregon State, making 3-of-4 FT attempts.
- Scored eight points on 4-of-6 shooting with five rebounds at Washington.
- Scored seven points with four rebounds at Arizona State.
- Provided a lift off the bench vs. Washington on Feb. 19, scoring eight points with two steals on 3-of-5 shooting.
- Reached double figure scoring for the first time in Pac-12 play at USC on March 1, scoring 12 points after making 4-of-4 from the floor and 4-of-5 from the FT line.

| Opponent | Date | gs | min | Total | | 3-Pointers | | Free throws | | Rebounds | | | | pf | a | to | blk | stl | pts | avg |
|---------------------|----------|----|-----|--------|------|------------|------|-------------|------|----------|-----|-----|-----|----|----|----|-----|-----|------|-----|
| | | | | fg-fga | pct | 3fg-fga | pct | ft-fa | pct | off | def | tot | avg | | | | | | | |
| vs Georgetown | 11/09/13 | 11 | 1-3 | .333 | 0-1 | .000 | 2-2 | 1.000 | 2 | 2 | 4 | 4.0 | 3 | 0 | 1 | 0 | 0 | 4 | 4.0 | |
| WESTERN CAROLINA | 11/13/13 | 22 | 4-5 | .800 | 0-0 | .000 | 8-14 | .571 | 2 | 2 | 4 | 4.0 | 4 | 0 | 1 | 0 | 1 | 16 | 10.0 | |
| UTAH VALLEY | 11/19/13 | 16 | 1-1 | 1.000 | 0-0 | .000 | 1-3 | .333 | 2 | 4 | 6 | 4.7 | 2 | 0 | 2 | 2 | 0 | 3 | 7.7 | |
| SAN FRANCISCO | 11/24/13 | 26 | 5-8 | .625 | 0-0 | .000 | 8-11 | .727 | 1 | 5 | 6 | 5.0 | 4 | 3 | 1 | 0 | 3 | 18 | 10.3 | |
| PACIFIC | 11/29/13 | 16 | 4-4 | 1.000 | 0-0 | .000 | 0-0 | .000 | 1 | 0 | 1 | 4.2 | 1 | 0 | 2 | 0 | 0 | 8 | 9.8 | |
| NORTH DAKOTA | 11/30/13 | 22 | 3-5 | .600 | 0-0 | .000 | 4-4 | 1.000 | 5 | 5 | 10 | 5.2 | 3 | 0 | 2 | 2 | 0 | 10 | 9.8 | |
| CAL POLY | 12/01/13 | 23 | 3-7 | .429 | 0-1 | .000 | 8-11 | .727 | 3 | 1 | 4 | 5.0 | 3 | 0 | 0 | 0 | 1 | 14 | 10.4 | |
| at Ole Miss | 12/8/13 | 22 | 6-8 | .750 | 0-0 | .000 | 2-3 | .667 | 2 | 0 | 2 | 4.6 | 4 | 0 | 1 | 0 | 3 | 14 | 10.9 | |
| vs Illinois | 12/14/13 | 19 | 5-6 | .833 | 0-0 | .000 | 2-2 | 1.000 | 2 | 1 | 3 | 4.4 | 3 | 1 | 2 | 0 | 1 | 12 | 11.0 | |
| UC IRVINE | 12/17/13 | 16 | 2-7 | .286 | 1-1 | 1.000 | 0-0 | .000 | 2 | 2 | 4 | 4.4 | 3 | 1 | 1 | 0 | 0 | 5 | 10.4 | |
| BRIGHAM YOUNG | 12/21/13 | 24 | 3-7 | .429 | 0-1 | .000 | 1-6 | .167 | 5 | 1 | 6 | 4.5 | 2 | 1 | 1 | 2 | 0 | 7 | 10.1 | |
| MORGAN STATE | 12/29/13 | 16 | 1-4 | .250 | 0-1 | .000 | 0-0 | .000 | 0 | 1 | 1 | 2 | 4.3 | 3 | 0 | 0 | 1 | 0 | 2 | 9.4 |
| at Utah | 01/02/14 | 30 | 4-8 | .500 | 1-2 | .500 | 0-2 | .000 | 3 | 3 | 6 | 4.5 | 0 | 0 | 2 | 0 | 0 | 9 | 9.4 | |
| at Colorado | 01/05/14 | 13 | 2-3 | .667 | 0-0 | .000 | 1-2 | .500 | 5 | 1 | 6 | 4.6 | 4 | 0 | 1 | 0 | 1 | 5 | 9.1 | |
| CALIFORNIA | 01/09/14 | 17 | 0-2 | .000 | 0-1 | .000 | 2-2 | 1.000 | 1 | 4 | 5 | 4.6 | 1 | 0 | 2 | 0 | 0 | 2 | 8.6 | |
| STANFORD | 01/12/14 | 16 | 1-1 | 1.000 | 0-0 | .000 | 1-3 | .333 | 0 | 1 | 1 | 4.4 | 3 | 1 | 1 | 1 | 0 | 3 | 8.3 | |
| at Oregon State | 01/19/14 | 9 | 0-1 | .000 | 0-1 | .000 | 3-4 | .750 | 0 | 1 | 1 | 4.2 | 4 | 0 | 0 | 0 | 1 | 3 | 7.9 | |
| at Washington | 01/23/14 | 17 | 4-6 | .667 | 0-1 | .000 | 0-0 | .000 | 3 | 2 | 5 | 4.2 | 3 | 1 | 0 | 0 | 0 | 8 | 7.9 | |
| at Washington State | 01/26/14 | 11 | 0-1 | .000 | 0-0 | .000 | 0-0 | .000 | 2 | 0 | 2 | 4.1 | 1 | 1 | 0 | 0 | 0 | 0 | 7.5 | |
| UCLA | 01/30/14 | 10 | 0-1 | .000 | 0-0 | .000 | 0-0 | .000 | 1 | 1 | 2 | 4.0 | 2 | 0 | 0 | 0 | 1 | 0 | 7.2 | |
| USC | 02/01/14 | 10 | 0-1 | .000 | 0-1 | .000 | 2-2 | 1.000 | 0 | 1 | 1 | 3.9 | 4 | 0 | 0 | 0 | 0 | 2 | 6.9 | |
| at Arizona | 2/6/14 | 6 | 0-0 | .000 | 0-0 | .000 | 0-0 | .000 | 0 | 1 | 1 | 3.7 | 2 | 1 | 1 | 0 | 0 | 0 | 6.6 | |
| at Arizona State | 02-08-14 | 14 | 2-5 | .400 | 0-1 | .000 | 3-4 | .750 | 3 | 1 | 4 | 3.7 | 4 | 0 | 0 | 0 | 0 | 7 | 6.6 | |
| OREGON STATE | 02/16/14 | 11 | 2-2 | 1.000 | 0-0 | .000 | 0-0 | .000 | 1 | 3 | 4 | 3.8 | 3 | 0 | 0 | 1 | 0 | 4 | 6.5 | |
| WASHINGTON | 02/19/14 | 15 | 3-5 | .600 | 0-0 | .000 | 2-2 | 1.000 | 1 | 3 | 4 | 3.8 | 1 | 0 | 0 | 0 | 2 | 8 | 6.6 | |
| WASHINGTON STATE | 02/23/14 | 12 | 1-3 | .333 | 0-0 | .000 | 0-0 | .000 | 0 | 1 | 1 | 3.7 | 3 | 1 | 0 | 1 | 1 | 2 | 6.4 | |
| at UCLA | 02/27/14 | 19 | 0-2 | .000 | 0-0 | .000 | 7-8 | .875 | 0 | 4 | 4 | 3.7 | 2 | 0 | 1 | 1 | 0 | 7 | 6.4 | |
| at USC | 03/01/14 | 21 | 4-4 | 1.000 | 0-0 | .000 | 4-5 | .800 | 0 | 2 | 2 | 3.6 | 0 | 1 | 1 | 1 | 1 | 12 | 6.6 | |
| ARIZONA STATE | 03/04/14 | 13 | 2-4 | .500 | 0-0 | .000 | 0-1 | .000 | 1 | 2 | 3 | 3.6 | 2 | 1 | 0 | 0 | 1 | 4 | 6.5 | |
| ARIZONA | 03/08/14 | 11 | 1-2 | .500 | 0-0 | .000 | 1-2 | .500 | 1 | 2 | 3 | 3.6 | 1 | 0 | 1 | 2 | 0 | 3 | 6.4 | |
| vs Oregon State | 03/12/14 | 16 | 2-3 | .667 | 0-0 | .000 | 2-4 | .500 | 1 | 2 | 3 | 3.5 | 4 | 0 | 1 | 0 | 3 | 6 | 6.4 | |
| vs UCLA | 03/13/14 | 17 | 1-3 | .333 | 0-1 | .000 | 0-0 | .000 | 0 | 5 | 5 | 3.6 | 2 | 0 | 1 | 1 | 0 | 2 | 6.3 | |
| Totals | | 1 | 521 | 67-122 | .549 | 2-13 | .154 | 64-97 | .660 | 51 | 64 | 115 | 3.6 | 81 | 13 | 26 | 15 | 20 | 200 | 6.3 |

Games played: 32
 Minutes/game: 16.3
 Points/game: 6.3
 FG Pct: .549
 3FG Pct: .154
 FT Pct: 66.0


Rebounds/game: 3.6
 Assists/game: 0.4
 Turnovers/game: 0.8
 Assist/turnover ratio: 0.5
 Steals/game: 0.6
 Blocks/game: 0.5

SEASON HIGHS

| | | |
|-----------|----|-----------------------------|
| Points | 18 | San Francisco (11-24-13) |
| FG Made | 5 | San Francisco (11-24-13) |
| | 5 | vs. Illinois (12-14-13) |
| FG Att. | 8 | 3 times |
| 3 PT Made | 1 | UC Irvine (12-17-13) |
| | 1 | at Utah (1-2-14) |
| 3 PT Att. | 2 | at Utah (1-2-14) |
| FT Made | 8 | 3 times |
| FT Att. | 14 | Western Carolina (11-13-13) |
| Rebounds | 10 | North Dakota (11-30-13) |
| Assists | 3 | San Francisco (11-24-13) |
| Steals | 3 | 3 times |
| Blocks | 2 | 4 times |
| Minutes | 30 | at Utah (1-2-14) |

YEAR-BY-YEAR CAREER STATISTICS

| Season | GP-GS | Min./Avg. | FG-FGA | pct. | 3FG-3FGA | pct. | FT-FTA | pct. | off | def | tot | avg. | pf | fo | asst | to | blk | stl | Points | Avg. |
|--------------|-------|-----------|--------|------|----------|------|--------|------|-----|-----|-----|------|----|----|------|----|-----|-----|--------|------|
| 2013-14 | 32-1 | 521/16.3 | 67-122 | .549 | 2-13 | .154 | 64-97 | .660 | 51 | 64 | 115 | 3.6 | 81 | 0 | 13 | 26 | 15 | 20 | 200 | 6.3 |
| TOTAL | 32-1 | 521/16.3 | 67-122 | .549 | 2-13 | .154 | 64-97 | .660 | 51 | 64 | 115 | 3.6 | 81 | 0 | 13 | 26 | 15 | 20 | 200 | 6.3 |



#35 BRIAN CROW

JUNIOR | FORWARD | 6-6 | 220 | NOVATO, CALIF.

NOVATO HS / SONOMA STATE

2013-14 | JUNIOR SEASON

- Made an appearance in UO's opening round win against Oregon State in the Pac-12 Tournament, playing the final minute of UO's 88-74 win.
- Has seen action off the bench in six games.
- Played a season-high four minutes in wins over Utah Valley and Cal Poly.

| Opponent | Date | gs | min | Total | | 3-Pointers | | Free throws | | Rebounds | | | | pts | avg | | | | | |
|------------------|------------|----|-----|--------|------|------------|------|-------------|------|----------|-----|-----|-----|-----|-----|---|---|---|---|-----|
| | | | | fg-fga | pct | 3fg-fga | pct | ft-fa | pct | off | def | tot | avg | | | | | | | |
| vs Georgetown | 11/09/2011 | 2 | | 0-0 | .000 | 0-0 | .000 | 0-0 | .000 | 0 | 0 | 0 | 0.0 | 1 | 0 | 0 | 0 | 0 | 0 | 0.0 |
| WESTERN CAROLINA | 11/13/13 | 2 | | 0-0 | .000 | 0-0 | .000 | 0-0 | .000 | 0 | 0 | 0 | 0.0 | 0 | 0 | 0 | 0 | 0 | 0 | 0.0 |
| UTAH VALLEY | 11/19/13 | 4 | | 0-1 | .000 | 0-1 | .000 | 0-0 | .000 | 0 | 0 | 0 | 0.0 | 1 | 0 | 0 | 0 | 0 | 0 | 0.0 |
| SAN FRANCISCO | 11/24/13 | 1 | | 0-0 | .000 | 0-0 | .000 | 0-0 | .000 | 0 | 0 | 0 | 0.0 | 0 | 0 | 0 | 0 | 0 | 0 | 0.0 |
| CAL POLY | 12/01/13 | 4 | | 0-1 | .000 | 0-1 | .000 | 0-0 | .000 | 0 | 0 | 0 | 0.0 | 0 | 0 | 0 | 0 | 0 | 0 | 0.0 |
| vs Oregon State | 03/12/14 | 1 | | 0-0 | .000 | 0-0 | .000 | 0-0 | .000 | 0 | 0 | 0 | 0.0 | 0 | 0 | 0 | 0 | 0 | 0 | 0.0 |
| Totals | | 0 | 14 | 0-2 | .000 | 0-2 | .000 | 0-0 | .000 | 0 | 0 | 0 | 0.0 | 2 | 0 | 0 | 0 | 0 | 0 | 0.0 |


Games played: 6
 Minutes/game: 2.3
 FG Pct: 0.0
 3FG Pct: 0.0

SEASON HIGHS

| | |
|-----------|--------------------------|
| Points | - |
| FG Made | - |
| FG Att. | 1 Utah Valley (11-19-13) |
| | 1 Cal Poly (12-1-13) |
| 3 PT Made | - |
| 3 PT Att. | 1 Utah Valley (11-19-13) |
| FT Made | - |
| FT Att. | - |
| Rebounds | - |
| Assists | - |
| Steals | - |
| Blocks | - |
| Minutes | 4 Utah Valley (11-19-13) |
| | 4 Cal Poly (12-1-13) |

YEAR-BY-YEAR CAREER STATISTICS

| Season | GP-GS | Min./Avg. | FG-FGA | pct. | 3FG-3FGA | pct. | FT-FTA | pct. | off | def | tot | avg. | pf | fo | asst | to | blk | stl | Points | Avg. |
|--------------|-------|-----------|--------|------|----------|------|--------|------|-----|-----|-----|------|----|----|------|----|-----|-----|--------|------|
| 2013-14 | 6-0 | 14/2.3 | 0-2 | .000 | 0-2 | .000 | 0-0 | .000 | 0 | 0 | 0 | 0.0 | 2 | 0 | 0 | 0 | 0 | 0 | 0 | 0 |
| TOTAL | 6-0 | 14/2.3 | 0-2 | .000 | 0-2 | .000 | 0-0 | .000 | 0 | 0 | 0 | 0.0 | 2 | 0 | 0 | 0 | 0 | 0 | 0 | 0 |



#21 DAMYEEN DOTSON

SOPHOMORE | GUARD | 6-5 | 209 | HOUSTON, TEXAS

YATES HS

2013-14 | SOPHOMORE SEASON

- One of three players to start in every game played in, tallying 31 starts.
- Is the team's fourth leading scorer, averaging 9.7 points per game. Has reached double figure scoring in 16 games this season.
- Ranks third on the team in FGs made (112) and fourth in rebounds per game (3.2).
- Starter in 67-of-68 games he's played in during his Oregon career.
- Shooting 80.3% at the charity stripe, sinking 53-of-66 free throws.
- Scored season-high 17 points on 7-of-12 shooting against Western Carolina.
- Matched his season-high on Feb. 19 against Washington, scoring 17 points on an efficient 7-of-8 shooting effort with two steals.
- Scored 13 points against Pacific and Cal Poly in the Global Sports Hardwood Challenge.
- Led team past Ole Miss in OT with 13 points, six boards, two assists and a block.
- Scored 14 points with three assists in blowout victory over UC Irvine.
- Made the go-ahead lay-in with :35 left in overtime against BYU, part of his 15 points.
- Stole the ball and scored a breakaway dunk with less than one second left in overtime, finishing with 11 points in win at Utah.
- Scored 16 points with four boards and two assists at Colorado.
- Scored 10 points on 4-of-6 shooting with two assists and a steal against Stanford.
- Scored seven points with three assists against UCLA.
- Scored 12 points with three rebounds and two assists at Arizona.
- Went 6-of-9 from the floor with 15 points in victory against Oregon State on Feb. 17.
- Scored 15 points on a 6-of-11 shooting display in victory over Arizona State on March 4.

| Opponent | Date | gs | min | Total | | 3-Pointers | | Free throws | | Rebounds | | | | pf | a | t/o | blk | stl | pts | avg | |
|---------------------|----------|----|-----|--------|---------|------------|-------|-------------|-------|----------|-----|-----|-----|-----|----|-----|-----|-----|-----|------|-----|
| | | | | fg-fga | pct | 3fg-fga | pct | ft-fa | pct | off | def | tot | avg | | | | | | | | |
| vs Georgetown | 11/09/13 | * | 26 | 1-8 | .125 | 0-4 | .000 | 5-9 | .556 | 3 | 5 | 8 | 8.0 | 2 | 1 | 3 | 0 | 0 | 7 | 7.0 | |
| WESTERN CAROLINA | 11/13/13 | * | 25 | 3-7 | .429 | 0-2 | .000 | 3-3 | 1.000 | 0 | 2 | 2 | 5.0 | 0 | 2 | 0 | 0 | 0 | 9 | 8.0 | |
| UTAH VALLEY | 11/19/13 | * | 29 | 3-11 | .273 | 0-3 | .000 | 2-2 | 1.000 | 2 | 3 | 5 | 5.0 | 2 | 1 | 1 | 2 | 0 | 8 | 8.0 | |
| SAN FRANCISCO | 11/24/13 | * | 32 | 7-12 | .583 | 2-2 | 1.000 | 1-2 | .500 | 1 | 5 | 6 | 5.3 | 1 | 2 | 3 | 0 | 0 | 17 | 10.3 | |
| PACIFIC | 11/29/13 | * | 23 | 5-5 | 1.000 | 2-2 | 1.000 | 1-2 | .500 | 1 | 6 | 7 | 5.6 | 2 | 0 | 1 | 0 | 1 | 13 | 10.8 | |
| NORTH DAKOTA | 11/30/13 | * | 12 | 1-2 | .500 | 0-1 | .000 | 0-0 | .000 | 0 | 1 | 1 | 4.8 | 1 | 0 | 2 | 0 | 0 | 2 | 9.3 | |
| CAL POLY | 12/01/13 | * | 28 | 4-6 | .667 | 2-3 | .667 | 3-4 | .750 | 0 | 4 | 4 | 4.7 | 2 | 0 | 1 | 0 | 0 | 13 | 9.9 | |
| at Ole Miss | 12/08/13 | * | 26 | 6-13 | .462 | 1-4 | .250 | 0-0 | .000 | 1 | 5 | 6 | 4.9 | 1 | 2 | 0 | 1 | 0 | 13 | 10.3 | |
| vs Illinois | 12/14/13 | * | 26 | 5-9 | .556 | 0-2 | .000 | 0-0 | .000 | 0 | 3 | 3 | 4.7 | 1 | 2 | 2 | 0 | 0 | 10 | 10.2 | |
| UC IRVINE | 12/17/13 | * | 25 | 5-11 | .455 | 2-4 | .500 | 2-2 | 1.000 | 1 | 2 | 3 | 4.5 | 1 | 3 | 0 | 0 | 0 | 14 | 10.6 | |
| BRIGHAM YOUNG | 12/21/13 | * | 23 | 6-14 | .429 | 1-2 | .500 | 2-2 | 1.000 | 1 | 2 | 3 | 4.4 | 2 | 1 | 0 | 0 | 3 | 15 | 11.0 | |
| MORGAN STATE | 12/29/13 | * | 21 | 5-8 | .625 | 2-3 | .667 | 3-3 | 1.000 | 1 | 1 | 2 | 4.2 | 2 | 3 | 3 | 0 | 0 | 15 | 11.3 | |
| at Utah | 01/02/14 | * | 22 | 3-6 | .500 | 0-1 | .000 | 5-5 | 1.000 | 0 | 4 | 4 | 4.2 | 4 | 1 | 1 | 1 | 2 | 11 | 11.3 | |
| at Colorado | 01/05/14 | * | 27 | 6-16 | .375 | 1-4 | .250 | 3-4 | .750 | 3 | 1 | 4 | 4.1 | 0 | 2 | 1 | 0 | 0 | 16 | 11.6 | |
| CALIFORNIA | 01/09/14 | * | 29 | 4-7 | .571 | 0-1 | .000 | 2-2 | 1.000 | 1 | 3 | 4 | 4.1 | 2 | 0 | 3 | 0 | 0 | 10 | 11.5 | |
| STANFORD | 01/12/14 | * | 19 | 4-6 | .667 | 2-3 | .667 | 0-0 | .000 | 0 | 3 | 3 | 4.1 | 1 | 2 | 2 | 0 | 1 | 10 | 11.4 | |
| at Oregon State | 01/19/14 | * | 30 | 2-9 | .222 | 1-4 | .250 | 2-2 | 1.000 | 0 | 1 | 1 | 3.9 | 4 | 0 | 1 | 0 | 2 | 7 | 11.2 | |
| at Washington | 01/23/14 | * | 27 | 3-7 | .429 | 0-2 | .000 | 2-2 | 1.000 | 0 | 1 | 1 | 3.7 | 4 | 1 | 1 | 0 | 0 | 8 | 11.0 | |
| at Washington State | 01/26/14 | * | 24 | 3-6 | .500 | 1-3 | .333 | 1-1 | 1.000 | 1 | 0 | 1 | 3.6 | 1 | 1 | 2 | 0 | 1 | 8 | 10.8 | |
| UCLA | 01/30/14 | * | 31 | 3-9 | .333 | 1-3 | .333 | 0-0 | .000 | 0 | 6 | 6 | 3.7 | 2 | 3 | 1 | 0 | 0 | 7 | 10.7 | |
| USC | 02/01/14 | * | 24 | 2-7 | .286 | 0-3 | .000 | 2-2 | 1.000 | 1 | 1 | 2 | 3.6 | 2 | 1 | 1 | 0 | 1 | 6 | 10.4 | |
| at Arizona | 2/6/14 | * | 20 | 4-9 | .444 | 1-3 | .333 | 3-4 | .750 | 3 | 0 | 3 | 3.6 | 2 | 2 | 1 | 0 | 0 | 12 | 10.5 | |
| at Arizona State | 02-08-14 | * | 20 | 2-7 | .286 | 0-3 | .000 | 1-2 | .500 | 0 | 3 | 3 | 3.6 | 2 | 0 | 0 | 0 | 0 | 5 | 10.3 | |
| OREGON STATE | 02/16/14 | * | 24 | 6-9 | .667 | 0-1 | .000 | 3-3 | 1.000 | 1 | 0 | 1 | 3.5 | 3 | 1 | 0 | 0 | 0 | 15 | 10.5 | |
| WASHINGTON | 02/19/14 | * | 26 | 7-8 | .875 | 1-1 | 1.000 | 2-4 | .500 | 1 | 3 | 4 | 3.5 | 2 | 1 | 1 | 0 | 2 | 17 | 10.7 | |
| at UCLA | 02/27/14 | * | 22 | 2-8 | .250 | 0-2 | .000 | 2-2 | 1.000 | 0 | 3 | 3 | 3.5 | 2 | 1 | 0 | 0 | 0 | 6 | 10.5 | |
| at USC | 03/01/14 | * | 13 | 1-4 | .250 | 0-3 | .000 | 0-0 | .000 | 0 | 3 | 3 | 3.4 | 2 | 1 | 0 | 0 | 0 | 2 | 10.2 | |
| ARIZONA STATE | 03/04/14 | * | 28 | 6-11 | .545 | 3-4 | .750 | 0-0 | .000 | 0 | 2 | 2 | 3.4 | 0 | 2 | 1 | 0 | 0 | 15 | 10.4 | |
| ARIZONA | 03/08/14 | * | 17 | 0-5 | .000 | 0-2 | .000 | 2-2 | 1.000 | 0 | 4 | 4 | 3.4 | 2 | 0 | 2 | 0 | 0 | 2 | 10.1 | |
| vs Oregon State | 03/12/14 | * | 23 | 2-8 | .250 | 1-3 | .333 | 0-0 | .000 | 0 | 0 | 0 | 3.3 | 2 | 0 | 0 | 1 | 0 | 5 | 9.9 | |
| vs UCLA | 03/13/14 | * | 24 | 1-7 | .143 | 1-3 | .333 | 1-2 | .500 | 0 | 0 | 0 | 3.2 | 1 | 1 | 4 | 0 | 2 | 4 | 9.7 | |
| Totals | | | 31 | 746 | 112-255 | .439 | 25-81 | .309 | 53-66 | .803 | 22 | 77 | 99 | 3.2 | 55 | 37 | 38 | 5 | 15 | 302 | 9.7 |

Games played: 31
 Minutes/game: 24.1
 Points/game: 9.7
 FG Pct: 43.9
 3FG Pct: 30.9
 FT Pct: 80.3

Rebounds/game: 3.2
 Assists/game: 1.2
 Turnovers/game: 1.2
 Assist/turnover ratio: 1.0
 Steals/game: 0.5
 Blocks/game: 0.2

SEASON HIGHS


| | | |
|-----------|----|--------------------------|
| Points | 17 | San Francisco (11-24-13) |
| | 17 | Washington (2-19-14) |
| FG Made | 7 | San Francisco (11-24-13) |
| | 7 | Washington (2-19-14) |
| FG Att. | 16 | at Colorado (1-5-14) |
| 3 PT Made | 3 | Arizona State (3-4-14) |
| 3 PT Att. | 4 | 5 times |
| FT Made | 5 | vs. Georgetown (11-8-13) |
| | 5 | at Utah (1-2-14) |
| FT Att. | 9 | vs. Georgetown (11-8-13) |
| Rebounds | 8 | vs. Georgetown (11-8-13) |
| Assists | 3 | 3 times |
| Steals | 3 | Brigham Young (12-21-13) |
| Blocks | 2 | Utah Valley (11-19-13) |
| Minutes | 32 | San Francisco (11-13-13) |

CAREER HIGHS

| | | |
|-----------|----|-----------------------------|
| Points | 23 | Saint Louis (3-23-13) |
| FG Made | 8 | 4 times |
| FG Att. | 18 | at UNLV (11-23-13) |
| 3 PT Made | 5 | Saint Louis (3-23-13) |
| 3 PT Att. | 9 | Oklahoma State (3-21-13) |
| FT Made | 5 | 3 times |
| FT Att. | 9 | Georgetown (11-8-13) |
| Rebounds | 9 | Washington State (1-23-13) |
| Assists | 3 | 4 times |
| Steals | 3 | 3 times |
| Blocks | 2 | Utah Valley (11-19-13) |
| Minutes | 42 | at Texas-El Paso (12-19-12) |

YEAR-BY-YEAR CAREER STATISTICS

| Season | GP-GS | Min./Avg. | FG-FGA | pct. | 3FG-3FGA | pct. | FT-FTA | pct. | off | def | tot | avg. | pf | fo | asst | to | blk | stl | Points | Avg. |
|--------------|--------------|-------------------|----------------|-------------|---------------|-------------|----------------|-------------|-----------|------------|------------|------------|-----------|----------|-----------|-----------|-----------|-----------|------------|-------------|
| 2012-13 | 37-36 | 1031/27.9 | 163-371 | .439 | 47-143 | .329 | 47-65 | .723 | 32 | 98 | 130 | 3.5 | 42 | 0 | 33 | 51 | 5 | 34 | 420 | 11.4 |
| 2013-14 | 31-31 | 746/24.1 | 112-255 | .439 | 25-81 | .309 | 53-66 | .803 | 22 | 77 | 99 | 3.2 | 55 | 0 | 37 | 38 | 5 | 15 | 302 | 9.7 |
| TOTAL | 68-67 | 1,777/26.1 | 275-626 | .439 | 72-224 | .321 | 100-131 | .763 | 54 | 175 | 229 | 3.4 | 97 | 0 | 70 | 89 | 10 | 49 | 702 | 10.3 |



#11 THEO FRIEDMAN

FRESHMAN | GUARD | 6-0 | 172 | PORTLAND, ORE.

GRANT HS

| Opponent | Date | gs | min | Total | | 3-Pointers | | Free throws | | Rebounds | | | | pf | a | t/o | blk | stl | pts | avg | |
|---------------------|----------|----|-----|--------|-------|------------|------|-------------|-------|----------|-----|-----|-----|-----|---|-----|-----|-----|-----|-----|-----|
| | | | | fg-fga | pct | 3fg-fga | pct | ft-fa | pct | off | def | tot | avg | | | | | | | | |
| WESTERN CAROLINA | 11/13/13 | | 3 | 0-0 | .000 | 0-0 | .000 | 1-2 | .500 | 0 | 0 | 0 | 0.0 | 0 | 0 | 0 | 0 | 0 | 1 | 1.0 | |
| UTAH VALLEY | 11/19/13 | | 2 | 0-0 | .000 | 0-0 | .000 | 0-0 | .000 | 0 | 0 | 0 | 0.0 | 0 | 0 | 0 | 0 | 0 | 0 | 0.5 | |
| SAN FRANCISCO | 11/24/13 | | 1 | 1-1 | 1.000 | 0-0 | .000 | 0-0 | .000 | 0 | 0 | 0 | 0.0 | 0 | 0 | 0 | 0 | 0 | 2 | 1.0 | |
| PACIFIC | 11/29/13 | | 2 | 0-0 | .000 | 0-0 | .000 | 0-0 | .000 | 0 | 0 | 0 | 0.0 | 0 | 0 | 0 | 0 | 0 | 0 | 0.8 | |
| NORTH DAKOTA | 11/30/13 | | 1 | 0-0 | .000 | 0-0 | .000 | 0-0 | .000 | 0 | 0 | 0 | 0.0 | 0 | 0 | 0 | 0 | 0 | 0 | 0.6 | |
| CAL POLY | 12/01/13 | | 4 | 0-0 | .000 | 0-0 | .000 | 2-2 | 1.000 | 1 | 0 | 1 | 0.2 | 1 | 0 | 0 | 0 | 0 | 2 | 0.8 | |
| UC IRVINE | 12/17/13 | | 4 | 0-0 | .000 | 0-0 | .000 | 0-0 | .000 | 0 | 0 | 0 | 0.1 | 1 | 0 | 0 | 0 | 1 | 0 | 0.7 | |
| MORGAN STATE | 12/29/13 | | 3 | 0-0 | .000 | 0-0 | .000 | 1-2 | .500 | 0 | 0 | 0 | 0.1 | 0 | 0 | 1 | 0 | 0 | 1 | 0.8 | |
| at Washington State | 01/26/14 | | 3 | 0-0 | .000 | 0-0 | .000 | 0-0 | .000 | 0 | 0 | 0 | 0.1 | 1 | 0 | 1 | 0 | 0 | 0 | 0.7 | |
| vs Oregon State | 03/12/14 | | 1 | 0-0 | .000 | 0-0 | .000 | 0-0 | .000 | 0 | 0 | 0 | 0.1 | 1 | 0 | 0 | 0 | 0 | 0 | 0.6 | |
| Totals | | | 0 | 24 | 1-1 | 1.000 | 0-0 | .000 | 4-6 | .667 | 1 | 0 | 1 | 0.1 | 4 | 0 | 2 | 0 | 1 | 6 | 0.6 |

Games played: 10
 Minutes/game: 2.4
 Points/game: 0.6
 FG Pct: 100.0
 FT Pct: 66.7

Rebounds/game: 0.1
 Turnovers/game: 0.2
 Steals/game: 0.1

2013-14 | FRESHMAN SEASON


- Saw action in UO's first round victory against Oregon State in the Pac-12 Tournament, playing the final minute in Oregon's 84-77 victory.
- Has seen action in 10 games off the bench.
- Scored season-high two points against San Francisco and Cal Poly.
- Made his first career Pac-12 appearance at Washington State, playing the final three minutes.

SEASON HIGHS

| | | |
|-----------|---|--------------------------|
| Points | 2 | San Francisco (11-24-13) |
| | 2 | Cal Poly (12-1-13) |
| FG Made | 1 | San Francisco (11-24-13) |
| FG Att. | 1 | San Francisco (11-24-13) |
| 3 PT Made | - | |
| 3 PT Att. | - | |
| FT Made | 2 | Cal Poly (12-1-13) |
| FT Att. | 2 | Cal Poly (12-1-13) |
| | 2 | Morgan State (12-29-13) |
| Rebounds | 1 | Cal Poly (12-1-13) |
| Assists | - | |
| Steals | 1 | UC Irvine (12-17-13) |
| Blocks | - | |
| Minutes | 4 | Utah Valley (11-19-13) |
| | 4 | UC Irvine (12-17-13) |

YEAR-BY-YEAR CAREER STATISTICS

| Season | GP-GS | Min./Avg. | FG-FGA | pct. | 3FG-3FGA | pct. | FT-FTA | pct. | off | def | tot | avg. | pf | fo | asst | to | blk | stl | Points | Avg. |
|--------------|-------|-----------|--------|-------|----------|------|--------|------|-----|-----|-----|------|----|----|------|----|-----|-----|--------|------|
| 2013-14 | 10-0 | 24/2.4 | 1-1 | 1.000 | 0-0 | .000 | 4-6 | .667 | 1 | 0 | 1 | 0.1 | 4 | 0 | 0 | 2 | 0 | 1 | 6 | 0.6 |
| TOTAL | 10-0 | 24/2.4 | 1-1 | 1.000 | 0-0 | .000 | 4-6 | .667 | 1 | 0 | 1 | 0.1 | 4 | 0 | 0 | 2 | 0 | 1 | 6 | 0.6 |



#24 A.J. LAPRAY

FRESHMAN | GUARD | 6-5 | 187 | SALEM, ORE.

SPRAGUE HS

| Opponent | Date | gs | min | Total | | 3-Pointers | | Free throws | | Rebounds | | | | pf | a | t/o | blk | stl | pts | avg |
|---------------|----------|----|-----|--------|------|------------|------|-------------|------|----------|-----|-----|-----|----|---|-----|-----|-----|-----|-----|
| | | | | fg-fga | pct | 3fg-fga | pct | ft-fa | pct | off | def | tot | avg | | | | | | | |
| UTAH VALLEY | 11/19/13 | 5 | | 0-1 | .000 | 0-0 | .000 | 0-0 | .000 | 0 | 0 | 0 | 0.0 | 1 | 0 | 0 | 0 | 0 | 0 | 0.0 |
| SAN FRANCISCO | 11/24/13 | 0 | | 0-0 | .000 | 0-0 | .000 | 0-0 | .000 | 0 | 0 | 0 | 0.0 | 0 | 0 | 0 | 0 | 0 | 0 | 0.0 |
| Totals | | 0 | 5 | 0-1 | .000 | 0-0 | .000 | 0-0 | .000 | 0 | 0 | 0 | 0.0 | 1 | 0 | 0 | 0 | 0 | 0 | 0.0 |

Games played: 2
 Minutes/game: 2.5
 FG Pct: 0.0

2013-14 | FRESHMAN SEASON

- Has seen action in two games off the bench.
- Played a season-high of five minutes in win over Utah Valley.

SEASON HIGHS

Points -
 FG Made -
 FG Att. 1 Utah valley (11-19-13)
 3 PT Made -
 3 PT Att. -
 FT Made -
 FT Att. -
 Rebounds -
 Assists -
 Steals -
 Blocks -
 Minutes 5 Utah Valley (11-19-13)

YEAR-BY-YEAR CAREER STATISTICS

| Season | GP-GS | Min./Avg. | FG-FGA | pct. | 3FG-3FGA | pct. | FT-FTA | pct. | off | def | tot | avg. | pf | fo | asst | to | blk | stl | Points | Avg. |
|--------------|------------|--------------|------------|-------------|------------|-------------|------------|------------|----------|----------|----------|----------|----------|----------|----------|----------|----------|----------|----------|----------|
| 2013-14 | 2-0 | 5/2.5 | 0-1 | .000 | 0-0 | .000 | 0-0 | .00 | 0 | 0 | 0 | 0 | 1 | 0 | 0 | 0 | 0 | 0 | 0 | 0 |
| TOTAL | 2-0 | 5/2.5 | 0-1 | .000 | 0-0 | .000 | 0-0 | .00 | 0 | 0 | 0 | 0 | 1 | 0 | 0 | 0 | 0 | 0 | 0 | 0 |



#10 JOHNATHAN LOYD

SENIOR | GUARD | 6-3 | 163 | LAS VEGAS, NEV.

BISHOP GORMAN HS

2013-14 | SENIOR SEASON

- Has been a part of 96 Oregon victories, making him the program's all-time most winningest player.
- Ranks fifth in the UO record books in career assists with 457. He entered the top 10 list for assists in a season, passing Aaron Brooks while tying Darius Wright for ninth with 150 on the season.
- Passed Luke Ridnour for fourth in the program record books in career steals (152).
- One of six players to appear in all 32 regular season games, leading the team in assists (150) while ranking fifth in scoring (7.2 ppg).
- As of 3/15, ranks second in the Pac-12 in assist-to-turnover ratio (2.5), fifth in assists (4.7) and sixth in FT percentage (.820).
- Has posted over 700 points (715), 400 assists (457) and 100 steals (151) in his collegiate career.
- On Senior Day, led UO to an upset of No. 3 Arizona with 16 points on 6-of-9 shooting with two assists and three steals.
- After posting three assists against Washington, eclipsed the 400 career assist mark. Has registered three consecutive 100+ assist seasons.
- Led team to OT win at Ole Miss with an historic performance, scoring a season-high 23 points while assisting 15 baskets - the second-most assists ever recorded by a UO player.
- Tied a Matthew Knight Arena record, assisting 13 baskets in a victory over Pacific.
- Scored 14 points with four assists and four steals against California.
- Scored 13 points in win over Cal Poly with five assists and five boards.
- Scored 11 points with seven assists in win over Illinois.
- Scored eight points with six assists and a steal against Stanford, going 2-of-2 from downtown.
- Tallied 11 points and five assists to lead the Ducks to a Civil War victory on Feb. 16.
- Against Washington on Feb. 19, scored nine points with three assists and two steals to lead UO to a win.
- Played 44 minutes at UCLA on Feb. 27, leading UO to a double-overtime win with six assists.

| Opponent | Date | gs | min | Total | | 3-Pointers | | Free throws | | Rebounds | | | | pf | a | t/o | blk | stl | pts | avg | |
|---------------------|----------|----|-----|--------|--------|------------|-------|-------------|-------|----------|-----|-----|-----|-----|----|-----|-----|-----|-----|------|-----|
| | | | | fg-fga | pct | 3fg-fga | pct | ft-fa | pct | off | def | tot | avg | | | | | | | | |
| vs Georgetown | 11/09/13 | * | 29 | 2-2 | 1.000 | 1-1 | 1.000 | 4-6 | .667 | 0 | 2 | 2 | 2.0 | 4 | 7 | 0 | 0 | 1 | 9 | 9.0 | |
| WESTERN CAROLINA | 11/13/13 | * | 23 | 4-5 | .800 | 1-1 | 1.000 | 0-0 | .000 | 0 | 1 | 1 | 1.5 | 3 | 3 | 2 | 0 | 0 | 9 | 9.0 | |
| UTAH VALLEY | 11/19/13 | * | 29 | 5-14 | .357 | 2-7 | .286 | 0-0 | .000 | 0 | 1 | 1 | 1.3 | 2 | 5 | 2 | 0 | 0 | 12 | 10.0 | |
| SAN FRANCISCO | 11/24/13 | * | 19 | 2-5 | .400 | 1-2 | .500 | 6-8 | .750 | 1 | 2 | 3 | 1.8 | 4 | 6 | 2 | 0 | 0 | 11 | 10.3 | |
| PACIFIC | 11/29/13 | * | 31 | 0-1 | .000 | 0-1 | .000 | 4-4 | 1.000 | 0 | 3 | 3 | 2.0 | 2 | 13 | 2 | 0 | 2 | 4 | 9.0 | |
| NORTH DAKOTA | 11/30/13 | * | 25 | 2-3 | .667 | 0-0 | .000 | 4-4 | 1.000 | 0 | 0 | 0 | 1.7 | 3 | 5 | 5 | 0 | 0 | 8 | 8.8 | |
| CAL POLY | 12/01/13 | * | 25 | 5-7 | .714 | 3-5 | .600 | 0-0 | .000 | 0 | 5 | 5 | 2.1 | 1 | 5 | 2 | 0 | 1 | 13 | 9.4 | |
| at Ole Miss | 12/8/13 | * | 39 | 4-7 | .571 | 1-2 | .500 | 14-16 | .875 | 0 | 2 | 2 | 2.1 | 4 | 15 | 4 | 0 | 2 | 23 | 11.1 | |
| vs Illinois | 12/14/13 | * | 36 | 4-8 | .500 | 1-3 | .333 | 2-2 | 1.000 | 0 | 0 | 0 | 1.9 | 2 | 7 | 1 | 0 | 1 | 11 | 11.1 | |
| UC IRVINE | 12/17/13 | * | 12 | 2-2 | 1.000 | 0-0 | .000 | 0-0 | .000 | 0 | 1 | 1 | 1.8 | 4 | 3 | 1 | 0 | 0 | 4 | 10.4 | |
| BRIGHAM YOUNG | 12/21/13 | * | 38 | 0-5 | .000 | 0-4 | .000 | 4-4 | 1.000 | 0 | 0 | 0 | 1.6 | 0 | 6 | 2 | 0 | 2 | 4 | 9.8 | |
| MORGAN STATE | 12/29/13 | * | 15 | 2-4 | .500 | 0-0 | .000 | 0-0 | .000 | 0 | 1 | 1 | 1.6 | 0 | 5 | 1 | 1 | 2 | 4 | 9.3 | |
| at Utah | 01/02/14 | * | 32 | 3-7 | .429 | 0-0 | .000 | 2-2 | 1.000 | 0 | 2 | 2 | 1.6 | 2 | 3 | 3 | 0 | 2 | 8 | 9.2 | |
| at Colorado | 01/05/14 | * | 25 | 2-5 | .400 | 0-1 | .000 | 0-0 | .000 | 0 | 2 | 2 | 1.6 | 3 | 6 | 1 | 0 | 0 | 4 | 8.9 | |
| CALIFORNIA | 01/09/14 | * | 24 | 5-11 | .455 | 1-3 | .333 | 3-4 | .750 | 1 | 1 | 2 | 1.7 | 4 | 4 | 2 | 1 | 4 | 14 | 9.2 | |
| STANFORD | 01/12/14 | * | 32 | 3-6 | .500 | 2-2 | 1.000 | 0-0 | .000 | 1 | 1 | 2 | 1.7 | 3 | 6 | 3 | 0 | 1 | 8 | 9.1 | |
| at Oregon State | 01/19/14 | * | 22 | 0-1 | .000 | 0-1 | .000 | 2-2 | 1.000 | 0 | 1 | 1 | 1.6 | 4 | 2 | 2 | 0 | 1 | 2 | 8.7 | |
| at Washington | 01/23/14 | * | 24 | 1-3 | .333 | 0-0 | .000 | 5-5 | 1.000 | 1 | 1 | 2 | 1.7 | 3 | 3 | 1 | 0 | 0 | 7 | 8.6 | |
| at Washington State | 01/26/14 | | 20 | 1-2 | .500 | 0-0 | .000 | 0-0 | .000 | 1 | 3 | 4 | 1.8 | 3 | 5 | 3 | 0 | 1 | 2 | 8.3 | |
| UCLA | 01/30/14 | | 22 | 0-6 | .000 | 0-3 | .000 | 2-2 | 1.000 | 0 | 1 | 1 | 1.8 | 1 | 1 | 1 | 0 | 1 | 2 | 8.0 | |
| USC | 02/01/14 | | 22 | 1-3 | .333 | 0-0 | .000 | 4-4 | 1.000 | 0 | 2 | 2 | 1.8 | 1 | 5 | 1 | 0 | 2 | 6 | 7.9 | |
| at Arizona | 2/6/14 | | 14 | 0-0 | .000 | 0-0 | .000 | 3-3 | 1.000 | 0 | 3 | 3 | 1.8 | 0 | 1 | 2 | 0 | 0 | 3 | 7.6 | |
| at Arizona State | 02-08-14 | | 17 | 1-3 | .333 | 0-2 | .000 | 2-2 | 1.000 | 0 | 1 | 1 | 1.8 | 4 | 3 | 1 | 0 | 3 | 4 | 7.5 | |
| OREGON STATE | 02/16/14 | * | 26 | 4-8 | .500 | 1-3 | .333 | 2-2 | 1.000 | 0 | 2 | 2 | 1.8 | 1 | 5 | 3 | 0 | 0 | 11 | 7.6 | |
| WASHINGTON | 02/19/14 | * | 31 | 3-6 | .500 | 1-2 | .500 | 2-4 | .500 | 0 | 1 | 1 | 1.8 | 0 | 3 | 3 | 0 | 2 | 9 | 7.7 | |
| WASHINGTON STATE | 02/23/14 | * | 30 | 1-1 | 1.000 | 1-1 | 1.000 | 0-0 | .000 | 1 | 4 | 5 | 1.9 | 3 | 4 | 1 | 1 | 2 | 3 | 7.5 | |
| at UCLA | 02/27/14 | * | 44 | 0-2 | .000 | 0-1 | .000 | 4-4 | 1.000 | 1 | 1 | 2 | 1.9 | 2 | 6 | 2 | 0 | 1 | 4 | 7.4 | |
| at USC | 03/01/14 | * | 13 | 1-2 | .500 | 0-0 | .000 | 2-2 | 1.000 | 1 | 2 | 3 | 1.9 | 2 | 2 | 1 | 0 | 0 | 4 | 7.3 | |
| ARIZONA STATE | 03/04/14 | * | 23 | 3-3 | 1.000 | 0-0 | .000 | 0-3 | .000 | 0 | 2 | 2 | 1.9 | 2 | 4 | 0 | 1 | 0 | 6 | 7.2 | |
| ARIZONA | 03/08/14 | * | 35 | 6-9 | .667 | 2-3 | .667 | 2-5 | .400 | 0 | 2 | 2 | 1.9 | 0 | 2 | 2 | 0 | 3 | 16 | 7.5 | |
| vs Oregon State | 03/12/14 | * | 15 | 2-4 | .500 | 0-0 | .000 | 0-0 | .000 | 0 | 0 | 0 | 1.9 | 2 | 3 | 1 | 0 | 1 | 4 | 7.4 | |
| vs UCLA | 03/13/14 | * | 14 | 1-2 | .500 | 0-1 | .000 | 0-1 | .000 | 0 | 0 | 0 | 1.8 | 4 | 2 | 2 | 0 | 0 | 2 | 7.2 | |
| Totals | | | 26 | 806 | 70-147 | .476 | 18-49 | .367 | 73-89 | .820 | 8 | 50 | 58 | 1.8 | 73 | 150 | 59 | 4 | 35 | 231 | 7.2 |

Games played: 32
 Minutes/game: 25.2
 Points/game: 7.2
 FG Pct: 47.6
 3FG Pct: 36.7
 FT Pct: 82.0


Rebounds/game: 1.8
 Assists/game: 4.7
 Turnovers/game: 1.8
 Assist/turnover ratio: 2.5
 Steals/game: 1.1
 Blocks/game: 0.1

SEASON HIGHS

| | | | | | |
|-----------|----|----------------------------|-----------|----|--------------------------|
| Points | 23 | at Ole Miss (12-8-13) | Points | 24 | Texas-El Paso (11-29-11) |
| FG Made | 6 | Arizona (3-9-14) | FG Made | 8 | Texas-El Paso (11-29-11) |
| FG Att. | 14 | Utah Valley (11-19-13) | FG Att. | 14 | vs. UCLA (3-16-13) |
| 3 PT Made | 3 | Cal Poly (12-1-13) | 3 PT Made | 6 | vs. UCLA (3-16-13) |
| 3 PT Att. | 7 | Utah Valley (11-19-13) | 3 PT Att. | 8 | Utah Valley (11-19-13) |
| FT Made | 14 | at Ole Miss (12-8-13) | FT Made | 14 | Texas-El Paso (11-29-11) |
| FT Att. | 16 | at Ole Miss (12-8-13) | FT Att. | 16 | Missouri (12-2-10) |
| Rebounds | 5 | Cal Poly (12-1-13) | Rebounds | 6 | at Ole Miss (12-8-13) |
| | 5 | Washington State (2-23-14) | Rebounds | 15 | at Ole Miss (12-8-13) |
| Assists | 15 | at Ole Miss (12-8-13) | Assists | 5 | California (2-21-13) |
| Steals | 4 | California (1-9-14) | Steals | 5 | California (2-21-13) |
| Blocks | 1 | 4 times | Blocks | 1 | 6 times |
| Minutes | 44 | at UCLA (2-27-14) | Minutes | 44 | at UCLA (2-27-14) |

YEAR-BY-YEAR CAREER STATISTICS

| Season | GP-GS | Min./Avg. | FG-FGA | pct. | 3FG-3FGA | pct. | FT-FTA | pct. | off | def | tot | avg. | pf | fo | asst | to | blk | stl | Points | Avg. |
|--------------|---------------|-------------------|----------------|-------------|---------------|-------------|----------------|-------------|-----------|------------|------------|------------|------------|----------|------------|------------|----------|------------|------------|------------|
| 2010-11 | 39-16 | 746/19.1 | 61-190 | .321 | 21-79 | .266 | 42-57 | .737 | 10 | 64 | 74 | 1.9 | 92 | 3 | 90 | 52 | 1 | 34 | 185 | 4.7 |
| 2011-12 | 34-11 | 589/17.3 | 34-100 | .340 | 12-41 | .293 | 33-47 | .702 | 4 | 44 | 48 | 1.4 | 57 | 1 | 100 | 46 | 0 | 31 | 113 | 3.3 |
| 2012-13 | 37-16 | 818/22.1 | 61-166 | .367 | 22-71 | .310 | 42-63 | .667 | 4 | 54 | 58 | 1.6 | 75 | 0 | 107 | 71 | 5 | 51 | 186 | 5.0 |
| 2013-14 | 32-26 | 806/25.2 | 70-147 | .476 | 18-49 | .367 | 73-89 | .820 | 8 | 50 | 58 | 1.8 | 73 | 0 | 150 | 59 | 4 | 35 | 231 | 7.2 |
| TOTAL | 142-69 | 2,959/20.8 | 226-603 | .375 | 73-240 | .304 | 190-256 | .742 | 26 | 212 | 238 | 1.7 | 298 | 4 | 457 | 228 | 9 | 151 | 715 | 5.0 |



#4 NICHOLAS LUCENTI

SENIOR | GUARD | 6-2 | 205 | LOS ANGELES, CALIF.

LOYOLA HS

2013-14 | SENIOR SEASON

- Saw action in UO's first round victory against Oregon State in the Pac-12 Tournament, playing the final minute in Oregon's 84-77 victory.
- Has seen action in six games this season, all victories.

| Opponent | Date | gs | min | Total | | 3-Pointers | | Free throws | | Rebounds | | | | pf | a | t/o | blk | stl | pts | avg |
|---------------------|----------|----|-----|--------|------|------------|------|-------------|------|----------|-----|-----|-----|-----|---|-----|-----|-----|-----|-----|
| | | | | fg-fga | pct | 3fg-fga | pct | ft-fga | pct | off | def | tot | avg | | | | | | | |
| WESTERN CAROLINA | 11/13/13 | 3 | 0-0 | .000 | 0-0 | .000 | 0-0 | .000 | 0-0 | .000 | 0 | 0 | 0 | 0.0 | 1 | 0 | 0 | 0 | 0 | 0.0 |
| CAL POLY | 12/01/13 | 3 | 0-1 | .000 | 0-0 | .000 | 0-0 | .000 | 0-0 | .000 | 1 | 1 | 2 | 1.0 | 0 | 0 | 0 | 0 | 0 | 0.0 |
| UC IRVINE | 12/17/13 | 2 | 0-0 | .000 | 0-0 | .000 | 0-0 | .000 | 0-0 | .000 | 0 | 1 | 1 | 1.0 | 0 | 0 | 0 | 0 | 0 | 0.0 |
| MORGAN STATE | 12/29/13 | 1 | 0-1 | .000 | 0-1 | .000 | 0-0 | .000 | 0-0 | .000 | 0 | 0 | 0 | 0.8 | 0 | 0 | 0 | 0 | 0 | 0.0 |
| at Washington State | 01/26/14 | 2 | 0-0 | .000 | 0-0 | .000 | 0-0 | .000 | 0-0 | .000 | 0 | 0 | 0 | 0.6 | 0 | 0 | 0 | 0 | 0 | 0.0 |
| vs Oregon State | 03/12/14 | 1 | 0-0 | .000 | 0-0 | .000 | 0-0 | .000 | 0-0 | .000 | 0 | 0 | 0 | 0.5 | 0 | 0 | 0 | 0 | 0 | 0.0 |
| Totals | | 0 | 12 | 0-2 | .000 | 0-1 | .000 | 0-0 | .000 | .000 | 1 | 2 | 3 | 0.5 | 1 | 0 | 0 | 0 | 0 | 0.0 |

Games played: 6
 Minutes/game: 2.0
 FG Pct: 0.0
 3FG Pct: 0.0

Rebounds/game: 0.5

SEASON HIGHS

| | |
|-----------|-------------------------------|
| Points | - |
| FG Made | - |
| FG Att. | 1 Cal Poly (12-1-13) |
| | 1 Morgan State (12-29-13) |
| 3 PT Made | - |
| 3 PT Att. | 1 Morgan State (12-29-13) |
| FT Made | - |
| FT Att. | - |
| Rebounds | 2 Cal Poly (12-1-13) |
| Assists | - |
| Steals | - |
| Blocks | - |
| Minutes | 3 Western Carolina (11-13-13) |
| | 3 Cal Poly (12-1-13) |

CAREER HIGHS

| | | |
|-----------|---|------------------------------|
| Points | 4 | Idaho State (12-8-12) |
| FG Made | 2 | Idaho State (12-8-12) |
| FG Att. | 4 | Utah (3-3-12) |
| 3 PT Made | - | |
| 3 PT Att. | 3 | Utah (3-3-12) |
| FT Made | 1 | Texas Southern (11-23-10) |
| FT Att. | 2 | Texas Southern (11-23-10) |
| Rebounds | 2 | Cal Poly (12-1-13) |
| Assists | 1 | 4 times |
| Steals | 1 | Idaho State (12-8-12) |
| Blocks | - | |
| Minutes | 6 | SE Missouri State (11-20-11) |

YEAR-BY-YEAR CAREER STATISTICS

| Season | GP-GS | Min./Avg. | FG-FGA | pct. | 3FG-3FGA | pct. | FT-FTA | pct. | off | def | tot | avg. | pf | fo | asst | to | blk | stl | Points | Avg. |
|--------------|-------------|---------------|-------------|-------------|------------|-------------|------------|-------------|----------|----------|----------|------------|----------|----------|----------|----------|----------|----------|----------|------------|
| 2010-11 | 5-0 | 8/1.6 | 0-2 | .000 | 0-1 | .000 | 1-2 | .500 | 0 | 0 | 0 | 0 | 1 | 0 | 0 | 0 | 0 | 0 | 1 | 0.2 |
| 2011-12 | 5-0 | 14/2.8 | 0-6 | .000 | 0-4 | .000 | 0-0 | .000 | 1 | 0 | 1 | 0.2 | 1 | 0 | 2 | 1 | 0 | 0 | 0 | 0.0 |
| 2012-13 | 7-0 | 15/2.2 | 2-4 | .500 | 0-2 | .000 | 0-0 | .500 | 2 | 0 | 2 | 0.2 | 1 | 0 | 2 | 0 | 0 | 1 | 4 | 0.6 |
| 2013-14 | 6-0 | 12/2.0 | 0-2 | .000 | 0-1 | .000 | 0-0 | .000 | 1 | 2 | 3 | 0.5 | 1 | 0 | 0 | 0 | 0 | 0 | 0 | 0.0 |
| TOTAL | 23-0 | 49/2.1 | 2-14 | .143 | 0-8 | .000 | 1-2 | .500 | 4 | 2 | 6 | 0.3 | 4 | 0 | 4 | 1 | 0 | 1 | 5 | 0.2 |



#0 MIKE MOSER

RS-SENIOR | FORWARD | 6-8 | 211 | PORTLAND, ORE.

GRANT HS / UCLA / UNLV

2013-14 | RS-SENIOR SEASON

- Honorable mention All-Pac-12 selection.
- Closed the regular season with four straight double-doubles, the first UO player with four straight since Maarty Leunen in the 2006-07 season.
- One of two players on the team to start in all 32 games, leading the team in rebounding (8.0 rbg) while ranking second in scoring (13.5).
- As of 3/15, ranks 17th in the Pac-12 in scoring (13.5), seventh in rebounding (8.0), ninth in 3FG made (53), 12th in steals (38) and fifth in defensive rebounds (6.1 rpg).
- Has scored in double figures in 22-of-32 games, led the team in scoring nine times and has scored 20-plus points eight times.
- Leads the the team in double-doubles (7).
- In his collegiate career, Moser has posted over 1,100 points (1,130), 800 boards (801), 170 assists (176) and 120 steals (130).
- Has led the team in rebounding in 23-of-32 games.
- After scoring 15 points in Civil War victory on Feb. 16, became the third active member of the team to join the 1,000 point club. Has scored 1,130 career points after tallying nine as a freshman at UCLA, 490 and 200 as a sophomore and junior at UNLV, and 410 at Oregon.
- Named Pac-12 Player of the Week on March 3 after leading Oregon to a sweep of the LA schools with two double-doubles. Tallied 12 points, 20 rebounds and five assists against UCLA. Tallied 20 points, 12 rebounds and four assists at USC.
- Named Pac-12 Player of the Week on March 10 with another week of consecutive double-doubles, leading UO to wins over Arizona State and No. 3 Arizona. Went 22-17 against the Sun Devils and 10-10 against the Wildcats.
- Has scored in double figures in 10 of the past 12 games.
- Scored season-high 26 points in win over Western Carolina, making 9-of-14 FG attempts.
- Scored a team-high 24 points at Colorado, making 9-of-15 FG attempts with seven rebounds.
- Scored 24 points, making four three-pointers, with six rebounds against Stanford.
- Posted a double-double with 24 points and 10 boards in OT win at Ole Miss, shooting 8-of-13 from the floor.
- Posted his 21st career double-double with 15 points and 10 rebounds against California.
- Scored a game-high 20 points on 8-12 shooting with four boards and three assists to lead team to a victory over UW on Feb. 19.
- Made five 3-pointers to score 21 points, leading Oregon to a win over WSU on Feb. 23.

| Opponent | Date | gs | min | Total | | 3-Pointers | | Free throws | | Rebounds | | | | Other | | | | | | |
|---------------------|----------|----|------|---------|------|------------|------|-------------|------|----------|-----|-----|-----|-------|----|-----|-----|-----|------|------|
| | | | | fg-fga | pct | 3fg-fga | pct | ft-fta | pct | off | def | tot | avg | pf | a | t/o | blk | stl | pts | avg |
| vs Georgetown | 11/09/13 | 32 | 6-12 | 500 | 2-7 | 286 | 1-2 | 500 | 2 | 5 | 7 | 7.0 | 4 | 3 | 1 | 1 | 6 | 15 | 15.0 | |
| WESTERN CAROLINA | 11/13/13 | 33 | 9-14 | 643 | 3-5 | 600 | 5-6 | 833 | 0 | 5 | 5 | 6.0 | 2 | 3 | 1 | 0 | 1 | 26 | 20.5 | |
| UTAH VALLEY | 11/19/13 | 22 | 3-6 | 500 | 2-3 | 667 | 0-0 | .000 | 2 | 7 | 9 | 7.0 | 2 | 0 | 2 | 1 | 1 | 8 | 16.3 | |
| SAN FRANCISCO | 11/24/13 | 30 | 6-13 | 462 | 1-5 | 200 | 0-2 | .000 | 0 | 8 | 8 | 7.3 | 3 | 0 | 0 | 3 | 0 | 13 | 15.5 | |
| PACIFIC | 11/29/13 | 28 | 8-18 | 444 | 3-7 | 429 | 0-1 | .000 | 2 | 2 | 4 | 6.6 | 3 | 1 | 1 | 2 | 1 | 19 | 16.2 | |
| NORTH DAKOTA | 11/30/13 | 30 | 6-11 | 545 | 0-2 | .000 | 1-2 | 500 | 3 | 12 | 15 | 8.0 | 2 | 2 | 6 | 1 | 1 | 13 | 15.7 | |
| CAL POLY | 12/01/13 | 24 | 1-4 | 250 | 0-1 | .000 | 0-0 | .000 | 0 | 1 | 1 | 7.0 | 0 | 2 | 0 | 0 | 0 | 2 | 13.7 | |
| at Ole Miss | 12/8/13 | 41 | 8-13 | 615 | 3-5 | 600 | 5-6 | 833 | 1 | 9 | 10 | 7.4 | 2 | 3 | 5 | 0 | 1 | 24 | 15.0 | |
| vs Illinois | 12/14/13 | 33 | 5-10 | 500 | 1-5 | 200 | 3-4 | 750 | 1 | 8 | 9 | 7.6 | 2 | 1 | 3 | 1 | 1 | 14 | 14.9 | |
| UC IRVINE | 12/17/13 | 19 | 6-10 | 600 | 3-4 | 750 | 0-0 | .000 | 1 | 5 | 6 | 7.4 | 1 | 0 | 4 | 1 | 3 | 15 | 14.9 | |
| BRIGHAM YOUNG | 12/21/13 | 38 | 4-12 | 333 | 1-6 | 167 | 3-4 | 750 | 1 | 8 | 9 | 7.5 | 4 | 3 | 2 | 4 | 2 | 12 | 14.6 | |
| MORGAN STATE | 12/29/13 | 22 | 3-4 | 750 | 0-1 | .000 | 0-0 | .000 | 1 | 5 | 6 | 7.4 | 1 | 3 | 1 | 1 | 0 | 6 | 13.9 | |
| at Utah | 01/02/14 | 32 | 1-8 | 125 | 1-5 | 200 | 0-0 | .000 | 1 | 10 | 11 | 7.7 | 4 | 0 | 1 | 0 | 1 | 3 | 13.1 | |
| at Colorado | 01/05/14 | 28 | 9-15 | 600 | 3-7 | 429 | 3-3 | 1000 | 2 | 5 | 7 | 7.6 | 5 | 2 | 1 | 0 | 1 | 24 | 13.9 | |
| CALIFORNIA | 01/09/14 | 29 | 6-18 | 333 | 3-6 | 500 | 0-0 | .000 | 5 | 5 | 10 | 7.8 | 4 | 2 | 2 | 0 | 1 | 15 | 13.9 | |
| STANFORD | 01/12/14 | 31 | 8-14 | 571 | 4-7 | 571 | 4-4 | 1000 | 2 | 4 | 6 | 7.7 | 3 | 2 | 1 | 1 | 0 | 24 | 14.6 | |
| at Oregon State | 01/19/14 | 37 | 3-15 | 200 | 0-5 | .000 | 2-3 | 667 | 2 | 7 | 9 | 7.8 | 2 | 1 | 2 | 1 | 1 | 8 | 14.2 | |
| at Washington | 01/23/14 | 21 | 4-10 | 400 | 1-3 | 333 | 0-0 | .000 | 4 | 3 | 7 | 7.7 | 2 | 0 | 1 | 1 | 0 | 9 | 13.9 | |
| at Washington State | 01/26/14 | 23 | 3-8 | 375 | 1-4 | 250 | 2-2 | 1000 | 1 | 8 | 9 | 7.8 | 2 | 1 | 1 | 0 | 2 | 9 | 13.6 | |
| UCLA | 01/30/14 | 14 | 0-2 | .000 | 0-2 | .000 | 0-0 | .000 | 0 | 0 | 0 | 7.4 | 3 | 0 | 5 | 0 | 0 | 0 | 13.0 | |
| USC | 02/01/14 | 30 | 6-10 | 600 | 1-3 | 333 | 0-1 | .000 | 1 | 5 | 6 | 7.3 | 3 | 4 | 0 | 0 | 2 | 13 | 13.0 | |
| at Arizona | 2/6/14 | 30 | 2-9 | 222 | 0-1 | .000 | 0-0 | .000 | 3 | 6 | 9 | 7.4 | 3 | 3 | 2 | 0 | 0 | 4 | 12.5 | |
| at Arizona State | 02-08-14 | 26 | 5-11 | 455 | 1-6 | 167 | 3-4 | 750 | 2 | 3 | 5 | 7.3 | 1 | 0 | 2 | 0 | 1 | 14 | 12.6 | |
| OREGON STATE | 02/16/14 | 30 | 4-11 | 364 | 4-6 | 667 | 3-4 | 750 | 2 | 5 | 7 | 7.3 | 3 | 1 | 0 | 0 | 2 | 15 | 12.7 | |
| WASHINGTON | 02/19/14 | 28 | 8-12 | 667 | 1-2 | 500 | 3-3 | 1000 | 3 | 1 | 4 | 7.2 | 3 | 3 | 2 | 1 | 0 | 20 | 13.0 | |
| WASHINGTON STATE | 02/23/14 | 27 | 8-13 | 615 | 5-7 | 714 | 0-0 | .000 | 2 | 6 | 8 | 7.2 | 2 | 2 | 0 | 4 | 1 | 21 | 13.3 | |
| at UCLA | 02/27/14 | 40 | 4-15 | 267 | 1-5 | 200 | 3-4 | 750 | 4 | 16 | 20 | 7.7 | 2 | 5 | 1 | 1 | 1 | 12 | 13.3 | |
| at USC | 03/01/14 | 30 | 9-15 | 600 | 2-5 | 400 | 0-0 | .000 | 4 | 8 | 12 | 7.8 | 2 | 4 | 2 | 1 | 1 | 20 | 13.5 | |
| ARIZONA STATE | 03/04/14 | 28 | 6-11 | 545 | 1-3 | 333 | 9-11 | 818 | 5 | 12 | 17 | 8.1 | 4 | 1 | 1 | 0 | 1 | 22 | 13.8 | |
| ARIZONA | 03/08/14 | 35 | 4-11 | 364 | 2-4 | 500 | 0-1 | .000 | 2 | 8 | 10 | 8.2 | 3 | 1 | 3 | 0 | 4 | 10 | 13.7 | |
| vs Oregon State | 03/12/14 | 24 | 4-9 | 444 | 3-5 | 600 | 2-2 | 1000 | 1 | 2 | 3 | 8.0 | 1 | 0 | 0 | 0 | 0 | 13 | 13.6 | |
| vs UCLA | 03/13/14 | 26 | 3-7 | 429 | 0-3 | .000 | 2-2 | 1000 | 1 | 5 | 6 | 8.0 | 3 | 1 | 4 | 0 | 2 | 8 | 13.5 | |
| Totals | | 32 | 921 | 162-351 | .462 | 53-140 | .379 | 54-71 | .761 | 61 | 194 | 255 | 8.0 | 81 | 54 | 57 | 25 | 38 | 431 | 13.5 |

Games played: 32
 Minutes/game: 28.8
 Points/game: 13.5
 FG Pct: 46.2
 3FG Pct: 37.9
 FT Pct: 76.1
 Rebounds/game: 8.0
 Assists/game: 1.7
 Turnovers/game: 1.8
 Assist/turnover ratio: 0.9
 Steals/game: 1.2
 Blocks/game: 0.8

SEASON HIGHS

| | | |
|-----------|----|-----------------------------|
| Points | 26 | Western Carolina (11-13-13) |
| FG Made | 9 | 3 times |
| FG Att. | 18 | Pacific (11-29-13) |
| | 18 | California (1-9-14) |
| 3 PT Made | 5 | Washington State (2-23-14) |
| 3 PT Att. | 7 | 5 times |
| FT Made | 9 | Arizona State (3-4-14) |
| FT Att. | 11 | Arizona State (3-4-14) |
| Rebounds | 20 | at UCLA (2-27-14) |
| Assists | 5 | at UCLA (2-27-14) |
| Steals | 6 | vs. Georgetown (11-8-13) |
| Blocks | 4 | Brigham Young (12-21-13) |
| | 4 | Washington State (2-23-14) |
| Minutes | 41 | at Ole Miss (12-8-13) |

YEAR-BY-YEAR CAREER STATISTICS (2009-10 - UCLA; 2011-13 - UNLV)

| Season | GP-GS | Min./Avg. | FG-FGA | pct. | 3FG-3FGA | pct. | FT-FTA | pct. | off | def | tot | avg. | pf | fo | asst | to | blk | stl | Points | Avg. |
|---------|--------|------------|---------|------|----------|------|---------|------|-----|-----|-----|------|-----|----|------|-----|-----|-----|--------|------|
| 2009-10 | 15-0 | 70/4.7 | 4-20 | .200 | 1-11 | .091 | 0-3 | .000 | 1 | 6 | 7 | 0.5 | 8 | 0 | 4 | 12 | 0 | 3 | 9 | 0.6 |
| 2011-12 | 35-34 | 1098/31.4 | 184-409 | .450 | 44-133 | .331 | 78-100 | .780 | 92 | 277 | 369 | 10.5 | 95 | 4 | 80 | 102 | 35 | 68 | 490 | 14.0 |
| 2012-13 | 28-17 | 597/21.3 | 73-198 | .369 | 16-60 | .267 | 38-50 | .760 | 36 | 134 | 170 | 6.1 | 61 | 1 | 38 | 47 | 19 | 21 | 200 | 7.1 |
| 2013-14 | 30-30 | 871/29.0 | 155-335 | .463 | 50-132 | .379 | 50-67 | .746 | 59 | 187 | 246 | 8.2 | 77 | 1 | 53 | 53 | 25 | 36 | 410 | 13.7 |
| TOTAL | 108-81 | 2,686/24.9 | 423-978 | .433 | 114-344 | .331 | 170-222 | .777 | 190 | 611 | 801 | 7.4 | 245 | 6 | 176 | 218 | 79 | 130 | 1,130 | 10.5 |



#3 JOSEPH YOUNG

RS-JUNIOR | GUARD | 6-2 | 185 | HOUSTON, TEXAS.

YATES HS / HOUSTON

2013-14 | RS-JUNIOR SEASON

- Second-team All-Pac-12 selection.
- Named to the Pac-12 all-tournament team.
- Has entered the program record book for best scoring season with 595 points, moving past Luke Jackson (583/2002), Joevan Catron (588/2011) and Anthony Taylor (589/1987) for eighth in scoring.
- Has made 145 free throws, which ranks 10th best in Oregon history.
- Led UO in scoring in both Pac-12 Tournament games, tallying 19 points against Oregon State and 29 against second-seeded UCLA without a single turnover. Went 18-of-29 from the floor at the tournament.
- Leads the team in scoring (595/18.6), minutes (997/31.2), FG made (189), 3-point FG made (72), FT made (145) and steals (43).
- Has scored in double-figures in 28-of-32 games, led the team in scoring 17 times and has scored 20-plus points in 13 games.
- Ranks first in the Pac-12 in FT percentage (.884), making 140-of-157 on the season. Has made 86-of-91 FT (.945) attempts in Pac-12 play.
- Ranks third in the Pac-12 in scoring (18.6) and 3FG made (72), fifth in 3FG percentage (.416) and sixth in steals (43).
- Became the first UO newcomer to open with three straight 20+ scoring efforts since Tajuan Porter (2006-07).
- Set a Matthew Knight Arena record, scoring a career-high 36 points against Western Carolina after making 15-of-16 FT attempts.
- Has four remarkable performances at the FT line, making 16-of-17 against California, 15-of-16 against Western Carolina, 12-of-12 against Georgetown and 10-of-10 against UCLA.
- In his collegiate career, has posted over 1,500 points (1,511), 300 rebounds (310), 200 assists (212) and 80 steals (99).
- Scored a team-high 29 points against California.
- Set another Matthew Knight Arena record with six steals against USC to go along with 21 points.
- Had a game-high 24 points in win over Georgetown.
- Netted 25 points in OT win versus BYU.
- Led Ducks with 24 points and four assists against Morgan State.
- Scored a game-high 25 points against UCLA, making 6-of-11 from the floor and 10-of-10 from the free throw line. Talled a career-high five steals.
- After scoring 12 points against San Francisco, Young joined the 1,000 point club after just two seasons and four games as a junior.
- Scored 29 points against Arizona State, all of which came in the second half, on 11-of-22 shooting. His 11 FG made ranked as a career-high.
- Scored a game-high 25 points in a Civil War victory, shooting at a 8-of-15 mark with four boards and four assists.
- Made 7-of-12 to score 18 points with two assists in victory over Washington on Feb. 20.
- Scored 16 points in the second half and 18 for the game in win over WSU on Feb. 24.
- Scored 26 points in double-overtime victory at UCLA, followed by 16 points against USC two days later.

YEAR-BY-YEAR CAREER STATISTICS (2011-13 - Houston)

| Season | GP-GS | Min./Avg. | FG-FGA | pct. | 3FG-3FGA | pct. | FT-FTA | pct. | off | def | tot | avg. | pf | fo | asst | to | blk | stl | Points | Avg. |
|--------------|--------------|-------------------|------------------|-------------|----------------|-------------|----------------|-------------|-----------|------------|------------|------------|------------|----------|------------|------------|----------|-----------|--------------|-------------|
| 2011-12 | 30-16 | 904/30.1 | 122-293 | .416 | 55-144 | .382 | 41-49 | .837 | 22 | 86 | 108 | 3.6 | 56 | 0 | 71 | 54 | 6 | 26 | 340 | 11.3 |
| 2012-13 | 32-30 | 1048/32.8 | 184-404 | .458 | 66-157 | .420 | 140-160 | .875 | 18 | 94 | 112 | 3.5 | 40 | 1 | 79 | 41 | 0 | 19 | 576 | 18.0 |
| 2013-14 | 30-30 | 933/31.3 | 171-369 | .463 | 65-160 | .406 | 140-157 | .892 | 23 | 65 | 88 | 2.9 | 46 | 1 | 59 | 37 | 1 | 43 | 547 | 18.2 |
| TOTAL | 94-78 | 2,949/31.4 | 495-1,095 | .452 | 193-474 | .407 | 326-373 | .874 | 64 | 246 | 310 | 3.3 | 143 | 2 | 212 | 132 | 7 | 88 | 1,511 | 16.1 |

| Opponent | Date | gs | min | Total | | 3-Pointers | | Free throws | | Rebounds | | | pf | a | t/o | blk | stl | pts | avg | | |
|---------------------|----------|----|-----------|------------|----------------|-------------|---------------|-------------|----------------|-------------|-----------|-----------|-----------|------------|-----------|-----------|-----------|----------|-----------|------------|-------------|
| | | | | fg-fga | pct | 3fg-fga | pct | ft-fa | pct | off | def | tot | | | | | | | | avg | |
| vs Georgetown | 11/09/13 | * | 38 | 5-11 | .455 | 2-7 | .286 | 12-12 | 1.000 | 2 | 3 | 5 | 5.0 | 1 | 1 | 3 | 0 | 0 | 24 | 24.0 | |
| WESTERN CAROLINA | 11/13/13 | * | 32 | 9-12 | .750 | 3-5 | .600 | 15-16 | .938 | 1 | 5 | 6 | 5.5 | 3 | 2 | 1 | 0 | 3 | 36 | 30.0 | |
| UTAH VALLEY | 11/19/13 | * | 31 | 8-15 | .533 | 1-3 | .333 | 3-3 | 1.000 | 2 | 2 | 4 | 5.0 | 0 | 3 | 0 | 0 | 3 | 20 | 26.7 | |
| SAN FRANCISCO | 11/24/13 | * | 29 | 4-9 | .444 | 2-5 | .400 | 2-6 | .333 | 1 | 0 | 1 | 4.0 | 1 | 2 | 0 | 0 | 2 | 12 | 23.0 | |
| PACIFIC | 11/29/13 | * | 28 | 5-9 | .556 | 2-5 | .400 | 2-2 | 1.000 | 0 | 3 | 3 | 3.8 | 2 | 1 | 1 | 0 | 2 | 14 | 21.2 | |
| NORTH DAKOTA | 11/30/13 | * | 34 | 7-11 | .636 | 1-2 | .500 | 8-8 | 1.000 | 0 | 2 | 2 | 3.5 | 1 | 2 | 1 | 0 | 2 | 23 | 21.5 | |
| CAL POLY | 12/01/13 | * | 28 | 3-9 | .333 | 3-6 | .500 | 4-8 | .500 | 0 | 3 | 3 | 3.4 | 1 | 4 | 0 | 0 | 0 | 13 | 20.3 | |
| at Ole Miss | 12/08/13 | * | 36 | 7-13 | .538 | 4-4 | 1.000 | 1-2 | .500 | 2 | 2 | 4 | 3.5 | 5 | 3 | 1 | 0 | 2 | 19 | 20.1 | |
| vs Illinois | 12/14/13 | * | 31 | 6-11 | .545 | 1-3 | .333 | 1-2 | .500 | 0 | 5 | 5 | 3.7 | 0 | 2 | 1 | 0 | 0 | 14 | 19.4 | |
| UC IRVINE | 12/17/13 | * | 24 | 7-10 | .700 | 2-4 | .500 | 2-2 | 1.000 | 0 | 3 | 3 | 3.6 | 0 | 1 | 0 | 0 | 2 | 18 | 19.3 | |
| BRIGHAM YOUNG | 12/21/13 | * | 32 | 10-23 | .435 | 4-11 | .364 | 1-1 | 1.000 | 2 | 3 | 5 | 3.7 | 4 | 1 | 0 | 0 | 1 | 25 | 19.8 | |
| MORGAN STATE | 12/29/13 | * | 24 | 9-13 | .692 | 3-5 | .600 | 3-4 | .750 | 0 | 4 | 4 | 3.8 | 1 | 4 | 1 | 0 | 0 | 24 | 20.2 | |
| at Utah | 01/02/14 | * | 26 | 2-5 | .400 | 1-3 | .333 | 4-4 | 1.000 | 0 | 2 | 2 | 3.6 | 0 | 0 | 4 | 0 | 1 | 9 | 19.3 | |
| at Colorado | 01/05/14 | * | 30 | 5-13 | .385 | 3-9 | .333 | 3-3 | 1.000 | 0 | 0 | 0 | 3.4 | 0 | 1 | 1 | 0 | 1 | 16 | 19.1 | |
| CALIFORNIA | 01/09/14 | * | 36 | 6-11 | .545 | 1-4 | .250 | 16-17 | .941 | 2 | 2 | 4 | 3.4 | 1 | 2 | 3 | 0 | 1 | 29 | 19.7 | |
| STANFORD | 01/12/14 | * | 33 | 1-7 | .143 | 1-5 | .200 | 2-2 | 1.000 | 0 | 5 | 5 | 3.5 | 1 | 2 | 1 | 1 | 0 | 5 | 18.8 | |
| at Oregon State | 01/19/14 | * | 23 | 2-9 | .222 | 1-3 | .333 | 0-0 | .000 | 0 | 3 | 3 | 3.5 | 2 | 1 | 0 | 0 | 0 | 5 | 18.0 | |
| at Washington | 01/23/14 | * | 31 | 5-14 | .357 | 1-5 | .200 | 7-7 | 1.000 | 1 | 3 | 4 | 3.5 | 3 | 2 | 1 | 0 | 2 | 18 | 18.0 | |
| at Washington State | 01/26/14 | * | 26 | 3-9 | .333 | 2-7 | .286 | 2-2 | 1.000 | 1 | 1 | 2 | 3.4 | 2 | 1 | 2 | 0 | 0 | 10 | 17.6 | |
| UCLA | 01/30/14 | * | 37 | 6-11 | .545 | 3-6 | .500 | 10-10 | 1.000 | 2 | 0 | 2 | 3.4 | 1 | 2 | 1 | 0 | 5 | 25 | 18.0 | |
| USC | 02/01/14 | * | 31 | 5-12 | .417 | 2-7 | .286 | 9-9 | 1.000 | 0 | 1 | 1 | 3.2 | 1 | 2 | 0 | 0 | 6 | 21 | 18.1 | |
| at Arizona | 2/6/14 | * | 28 | 5-13 | .385 | 2-6 | .333 | 2-2 | 1.000 | 2 | 0 | 2 | 3.2 | 2 | 0 | 1 | 0 | 0 | 14 | 17.9 | |
| at Arizona State | 02-08-14 | * | 31 | 11-22 | .500 | 4-6 | .667 | 3-3 | 1.000 | 1 | 2 | 3 | 3.2 | 2 | 3 | 0 | 0 | 0 | 29 | 18.4 | |
| OREGON STATE | 02/16/14 | * | 33 | 8-15 | .533 | 2-4 | .500 | 7-8 | .875 | 1 | 3 | 4 | 3.2 | 2 | 4 | 1 | 0 | 1 | 25 | 18.7 | |
| WASHINGTON | 02/19/14 | * | 32 | 7-12 | .583 | 2-2 | 1.000 | 2-2 | 1.000 | 0 | 1 | 1 | 3.1 | 2 | 2 | 2 | 0 | 0 | 18 | 18.6 | |
| WASHINGTON STATE | 02/23/14 | * | 31 | 4-12 | .333 | 3-6 | .500 | 7-8 | .875 | 0 | 2 | 2 | 3.1 | 2 | 5 | 2 | 0 | 3 | 18 | 18.6 | |
| at UCLA | 02/27/14 | * | 39 | 9-17 | .529 | 4-10 | .400 | 4-5 | .800 | 1 | 2 | 3 | 3.1 | 2 | 1 | 3 | 0 | 2 | 26 | 18.9 | |
| at USC | 03/01/14 | * | 30 | 5-15 | .333 | 2-9 | .222 | 4-5 | .800 | 1 | 1 | 2 | 3.0 | 2 | 0 | 1 | 0 | 1 | 16 | 18.8 | |
| ARIZONA STATE | 03/04/14 | * | 33 | 4-14 | .286 | 1-3 | .333 | 4-4 | 1.000 | 0 | 1 | 1 | 3.0 | 1 | 4 | 3 | 0 | 3 | 13 | 18.6 | |
| ARIZONA | 03/08/14 | * | 36 | 3-12 | .250 | 2-5 | .400 | 0-0 | .000 | 1 | 1 | 2 | 2.9 | 1 | 1 | 2 | 0 | 0 | 8 | 18.2 | |
| vs Oregon State | 03/12/14 | * | 27 | 8-11 | .727 | 1-2 | .500 | 2-4 | .500 | 0 | 0 | 0 | 2.8 | 1 | 1 | 0 | 0 | 0 | 19 | 18.3 | |
| vs UCLA | 03/13/14 | * | 37 | 10-18 | .556 | 6-11 | .545 | 3-3 | 1.000 | 1 | 1 | 2 | 2.8 | 0 | 2 | 0 | 0 | 0 | 29 | 18.6 | |
| Totals | | | 32 | 997 | 189-398 | .475 | 72-173 | .416 | 145-164 | .884 | 24 | 66 | 90 | 2.8 | 47 | 62 | 37 | 1 | 43 | 595 | 18.6 |

Games played: 32
Minutes/game: 31.2
Points/game: 18.6
FG Pct: 47.5
3FG Pct: 41.6
FT Pct: 88.4

Rebounds/game: 2.8
Assists/game: 1.9
Turnovers/game: 1.2
Assist/turnover ratio: 1.7
Steals/game: 1.3
Blocks/game: 0.0

SEASON HIGHS

| | | |
|-----------|----|-----------------------------|
| Points | 36 | Western Carolina (11-13-13) |
| FG Made | 11 | at Arizona State (2-8-14) |
| FG Att. | 23 | Brigham Young (12-21-13) |
| 3 PT Made | 6 | vs. UCLA (3-13-14) |
| 3 PT Att. | 11 | Brigham Young (12-21-13) |
| | 11 | vs. UCLA (3-13-14) |
| FT Made | 16 | California (1-9-14) |
| FT Att. | 17 | California (1-9-14) |
| Rebounds | 5 | Western Carolina (11-13-13) |
| Assists | 6 | Washington State (2-23-14) |
| Steals | 6 | USC (2-1-14) |
| Blocks | 1 | Stanford (1-12-14) |
| Minutes | 39 | at UCLA (2-27-14) |

CAREER HIGHS

| | | |
|-----------|----|-------------------------------|
| Points | 36 | Western Carolina (11-13-13) |
| FG Made | 11 | at Arizona State (2-8-14) |
| FG Att. | 23 | Brigham Young (12-21-13) |
| 3 PT Made | 7 | Texas-Pan American (1-3-13) |
| 3 PT Att. | 11 | 3 times |
| FT Made | 16 | California (1-9-14) |
| FT Att. | 17 | California (1-9-14) |
| Rebounds | 11 | vs. East Carolina (1-21-12) |
| Assists | 9 | at Tulane (3-9-13) |
| Steals | 6 | USC (2-1-14) |
| Blocks | 4 | North Carolina A&T (12-28-11) |
| Minutes | 51 | at Tulsa (2-16-13) |

DANA ALTMAN

HEAD COACH



CAREER RECORD: 629-313 (29th year)
DIVISION I RECORD: 506-289 (25th year)
OREGON RECORD: 96-45 (4th year)
JUNIOR COLLEGE RECORD: 123-24 (4 years)

PERSONAL

- Wife - Reva
- Children - Jordan, Chase, Spencer and Audra
- Date of Birth - June 16, 1958
- Hometown - Wilber, Neb.

COACHING HONORS

University of Oregon

- 2013 Jim Phelan National Coach of the Year
- 2013 Pac-12 Coach of the Year

Creighton University

- MVC MBB All-Centennial Team Coach
- 2004 Collegeinsider.com Jim Phelan Mid-Season Coach of the Year
- 2003 Naismith National Coach of the Year Finalist
- 2003 NABC District 12 Coach of the Year
- 2003 USBWA District VI Coach of the Year
- 2002 Rawlings MVC Coach of the Year
- 2001 Rawlings MVC Coach of the Year
- 1999 NABC District 12 Coach of the Year

Kansas State University

- 1993 Big Eight Conference Coach of the Year

Marshall University

- 1990 Southern Conference Coach of the Year

Moberly (Mo.) Junior College

- 1986 Region 16 Coach of the Year
- 1986 Finalist, NJCAA Coach of the Year
- 1985 Region 16 Coach of the Year

Southeast (Neb.) Junior College

- 1983 Neb. State College Coach of the Year
- 1983 Region 9 Coach of the Year

Collegiate Playing Experience

- Eastern New Mexico - 1978-80, Guard
- Southeast Junior College - 1976-78, Guard

EDUCATION

- Western State University - M.B.A., 1981
- Eastern New Mexico - B.A., Business, 1980
- Southeast J.C. - A.A., Business, 1978

A 2013 National Coach of the Year selection, Dana Altman is the 19th head coach in the history of the University of Oregon men's basketball program. He is 96-45 in four seasons in Eugene and 505-289 in 25 seasons as a head coach at the NCAA Division I level in stints at Oregon, Creighton, Kansas State and Marshall.

In his first four years at Oregon, Altman has led the Ducks to four consecutive 20-win seasons and four postseason appearances, including the 2013 NCAA Sweet 16. It marks just the second time in school history UO has produced four consecutive seasons of 20+ wins. Altman now has 16 seasons of 20+ wins to his credit (11 at Creighton, four at Oregon, one at Kansas State).

The 2013-14 season saw Altman win his 500th game as a Division I head coach when Oregon defeated Washington on Feb. 19. He also joined Basketball Hall of Famer Howard Hobson as the only men to lead Oregon to four consecutive 20-win seasons. In fact, Altman has led Oregon to the most prosperous four-year stretch in school history, accumulating 96 wins in that time. Joseph Young was an all-conference second team selection, while Mike Moser was an honorable mention selection.

Altman's 2012-13 Oregon Ducks became the first UO team since 2008 to qualify for the NCAA Tournament. The Ducks finished the season 28-9 and won the Pac-12 Tournament. Altman was named the Pac-12 Coach of the Year before going on to earn Jim Phelan National Coach of the Year honors. Senior E.J. Singler was an all-league first team selection, while Danyean Dotson claimed a place on the Pac-12 All-Freshman team. Johnathan Loyd was named Most Outstanding Player of the Pac-12 Tournament as the honors were spread around nearly the entire team. Senior Arsalan Kazemi was a Pac-12 all-defensive pick before going on to become a second round draft choice of the NBA's Philadelphia 76ers. Singler was a free agent signee by the Portland Trailblazers.

During the 2011-12 season, Altman led the Ducks to a 24-10 overall record and an 13-5 Pac-12 Conference mark which was good for a share of second place in the final league standings. The Ducks earned a bid to the National Invitation Tournament and recorded victories over LSU and Iowa before falling at top-seed Washington in the tournament quarterfinals.

Under Altman's tutelage, four UO players were recognized as part of the 2012 Pac-12 All-Conference teams. Devoe Joseph became the first Duck since the 2006-07 season to be named first team all-conference. Singler was named to the all-conference second team and NABC All-District 20 second team, while Garrett Sim earned honorable mention all-league recognition and Tony Woods was named honorable mention all-defensive team.

In his first season at Oregon, Altman led the Ducks to just the 12th season of 20+ victories in the history of the program. He became just the third UO head coach to tally 20+ wins in his first season on the job. Oregon went 21-18 overall and 7-11 in Pac-12 play which earned them a seventh-place finish in the final league standings.

Altman posted the second-highest win total of any first-year UO head coach. Only John Warren (30 wins in 1944-45) posted more in his first year on the sidelines. The 2011 postseason included a pair of wins at the Pacific Life Pac-10 Conference Tournament, highlighted by a 76-59 upset win over No. 2-seed UCLA in the quarterfinals. Oregon participated in the 2011 College Basketball Invitational, defeating Altman's former team - Creighton - in the best-of-three championship series.

Altman arrived at UO after spending 16 seasons at Creighton where he became the school's all-time winningest coach with a record of 327-176 (.650). He led the Blue Jays to 13 consecutive postseason appearances, a stretch of 11 straight seasons with 20-plus wins, all while producing 10 or more league victories in each of the last 14 seasons. Those three feats were unmatched in the 103 years of the Missouri Valley Conference.

He won four Coach-of-the-Year awards from three different conferences in a span of 13 seasons, including back-to-back MVC coaching honors while he was at the Omaha, Neb., educational institution in 2001 and 2002. Altman was a finalist for the Naismith National Coach of the Year Award and was named the NABC District 12 and USBWA District VI Coach of the Year following the 2002-03 campaign.

Creighton participated in seven NCAA Men's Basketball Tournaments and five National Invitation Tournaments under Altman, advancing to the second round of the NCAA championships in both the 1998-99 and 2001-02 seasons. He led the school to a MVC regular-season title in 2000-01





DANA ALTMAN COACHING FACTS

- Dana Altman has made 17-straight postseason appearances and posted 17 consecutive winning seasons.
- Altman now has 16 seasons of 20+ wins to his credit (four at Oregon, 11 at Creighton, one at Kansas State).
- Altman led Oregon to 21 wins in his first year on the job (2010-11) a 24-10 record in 2011-12, a 28-9 mark in 2012-13, and a 23-9 record so far in 2013-14. . He joined Basketball Hall of Famer Howard Hobson as the only coaches in school history to lead Oregon to four consecutive 20-win seasons.
- Altman has finished .500 or better in 22 of his 25 seasons as a NCAA Division I head coach.
- Altman has been to the NCAA Tournament 10 times, including the Sweet 16 in 2013.

- its first in 10 years. The Bluejays posted a school-record 29 wins in 2002-03, finishing the season 15th in the Associated Press poll and 23rd in the coaches' voting.

Altman finished his career at Creighton ranking third all-time on the MVC list of all-time wins (327), trailing only Basketball Hall of Fame coaches Henry Iba (486) and Eddie Hickey (337). In 2007, he was one of 10 coaches named as part of the MVC's All-Centennial Team. His teams claimed shares of three regular-season Missouri Valley Conference championships (including the 2008-09 crown) and six conference post-season tournament titles.

Student-athletes under his direction at CU earned six All-America honors on the court and four Academic All-America laurels in the classroom. Three players he coached at Creighton - Kyle Korver, Rodney Buford and Anthony Tolliver - have played in the NBA.

Along the way, Creighton established school records for most victories in a two-year (52), three-year (76) and four-year span (99). From 1998-99 through 2008-09, Creighton was one of just six schools to win 20 or more games each of those seasons, an elite list that also included Duke, Florida, Gonzaga, Kansas and Syracuse.

In addition, Altman's teams ranked in the top 30 nationally for attendance in his final seven years at Creighton. Altman became the 15th head coach in Creighton history following the 1993-94 season after four successful years as the head coach at Kansas State and a season at Marshall.

Hired by Creighton on March 31, 1994, Altman inherited a team that posted a 7-22 ledger the year before his arrival and led the Bluejays to a slightly improved 7-19 record in 1994-95 before his 1995-96 squad jumped to 14-15. In 1996-97, Altman's team was 15-15 and followed with another substantial jump to 18-10 and a bid to the NIT in 1997-98. Altman compiled a 68-54 record in four seasons (1990-94) at Kansas State University. During that time, Altman led the Wildcats to three straight postseason tourneys and was named the Big Eight Conference Coach of the Year after leading KSU to a 19-11 record and an appearance in the NCAA Tournament in 1993.

Altman's final Kansas State club turned heads nationally with a 68-64 win at No. 1 Kansas on Jan. 17, 1994. K-State eventually advanced to play in the NIT Final Four. Altman's success at KSU followed him from a brief head coaching stint at Marshall where he was named Southern Conference Coach of the Year in 1990.

While head coach at Southeast Junior College in Fairbury, Neb., his first team (1982-83) rolled to a 29-6 record and a third-place finish in the junior college national tournament and Altman was honored as both Region 9 and the Nebraska College Coach of the Year.

DANA ALTMAN'S YEAR-BY-YEAR RECORDS

| Season | School | Record | Postseason |
|----------------------------|-------------------------|----------------|-------------------|
| 1982-83 | Southeast (Neb.) JC | 29-6 | NJCAA Third Place |
| 1983-84 | Moberly (Mo.) JC | 25-9 | |
| 1984-85 | Moberly (Mo.) JC | 35-5 | NJCAA Third Place |
| 1985-86 | Moberly (Mo.) JC | 34-4 | NJCAA Sixth Place |
| 1986-89 | Asst. Coach, Kan. State | N/A | |
| 1989-90 | Marshall | 15-13 | |
| 1990-91 | Kansas State | 13-15 | |
| 1991-92 | Kansas State | 16-14 | NIT |
| 1992-93 | Kansas State | 19-11 | NCAA |
| 1993-94 | Kansas State | 20-14 | NIT |
| 1994-95 | Creighton | 7-19 | |
| 1995-96 | Creighton | 14-15 | |
| 1996-97 | Creighton | 15-15 | |
| 1997-98 | Creighton | 18-10 | NIT |
| 1998-99 | Creighton | 22-9 | NCAA |
| 1990-00 | Creighton | 23-10 | NCAA |
| 2000-01 | Creighton | 24-8 | NCAA |
| 2001-02 | Creighton | 23-9 | NCAA |
| 2002-03 | Creighton | 29-5 | NCAA |
| 2003-04 | Creighton | 20-9 | NIT |
| 2004-05 | Creighton | 23-11 | NCAA |
| 2005-06 | Creighton | 20-10 | NIT |
| 2006-07 | Creighton | 22-11 | NCAA |
| 2007-08 | Creighton | 22-11 | NIT |
| 2008-09 | Creighton | 27-8 | NIT |
| 2009-10 | Creighton | 18-16 | CIT |
| 2010-11 | Oregon | 21-18 | CBI Champions |
| 2011-12 | Oregon | 24-10 | NIT |
| 2012-13 | Oregon | 28-9 | NCAA Sweet 16 |
| 2013-14 | Oregon | 23-9 | NCAA |
| Career (29 years) | | 629-313 | |
| NCAA Division I (25 years) | | 506-289 | |
| Oregon (4 years) | | 95-45 | |

In 1983, Altman accepted the head coaching position at Moberly (Mo.) Junior College, with a three-year run resulting in a staggering 94-18 record (25-9 in 1983-84; 35-5 with a third-place finish at the national tourney in 1984-85; and a 34-4 mark in 1985-86 with a sixth-place finish at nationals).

He was named Region 16 Coach of the Year in both the 1984-85 and 1985-86 seasons, and was also a finalist for 1986 National Junior College Athletic Association Coach of the Year accolades. Altman's playing career began at Southeast Junior College in 1976, where he captained teams to a 22-10 mark in his freshman year and a 26-5 record in his sophomore season.

Altman completed his undergraduate education and playing career at Eastern New

Mexico University. After earning his associate degree in business administration from Southeast in 1978, Altman graduated magna cum laude from Eastern New Mexico in 1980 with his bachelor's degree in the same field.

Altman received his master of business administration degree from Western (Colo.) State in 1981. He served as an assistant coach on the Western State staff from 1980-82.

At Wilber (Neb.) High School, Altman was a two-sport letterman, earning all-conference honors as a quarterback on the football team and as a guard in basketball. Altman was born June 16, 1958, in Crete, Neb. He and his wife, the former Reva Phillips of Stanton, Neb., have three sons, Jordan, Chase and Spencer, and one daughter, Audra.





TONY STUBBLEFIELD

ASSISTANT COACH

COACHING HISTORY

Assistant Coach

- University of Oregon, 2011-Present

Assistant Coach

- University of Cincinnati, 2007-10

Assistant Coach

- New Mexico State University, 2001-06*
- * *interim head coach 2005*

Assistant Coach

- University of Texas-Arlington, 1997-2000

Assistant Coach

- University of Texas-San Antonio, 1996

Student Assistant Coach

- University of Nebraska-Omaha, 1994-95

PLAYING HISTORY

- University of Nebraska-Omaha
- Clinton Community College

EDUCATION

- University of Nebraska-Omaha - B.A., 1995

Tony Stubblefield is in his fourth season as an assistant coach with the University of Oregon men's basketball program. Stubblefield has 20 years of coaching experience at the college level.

Stubblefield came to the Ducks after spending four years as an assistant at the University of Cincinnati, serving as the BearCats' recruiting coordinator from 2006-10.

Prior to joining the staff at Cincinnati, Stubblefield served as assistant coach at New Mexico State for six seasons, one of which he served as interim head coach. He was responsible for all aspects of the basketball program at New Mexico State. Prior to the start of the 2004-05 season, he was elevated to interim head coach when Lou Henson's health forced him to miss the season.

As recruiting coordinator for the Aggies, Stubblefield attracted three national Top-100 rated players, including one McDonald's All-American, a junior college all-American, and first-team all-state high school players from six different states.

Prior to his tenure at New Mexico State, Stubblefield was the lead assistant and recruiting coordinator at the University of Texas-Arlington for four seasons. He successfully recruited two Top-10 prospects from the state of Texas along with first-team all-region junior college players from Texas, Louisiana, Alabama, and Mississippi.

Stubblefield began his coaching career as a student assistant for two seasons at the University of Nebraska at Omaha, his alma mater, where he completed his undergraduate degree in 1995.

Stubblefield, who transferred to UNO following two years at Clinton (Iowa) Community College, earned two letters playing guard at Nebraska-Omaha where he was the team captain his senior season.

Upon graduation from UNO, he became an assistant coach at the University of Texas-San Antonio for the 1995-96 season, where he was responsible for coaching the guards and was the program's top recruiter.

In high school, Stubblefield was one of the top players in the state of Colorado. He was the runner-up for state Player of the Year honors at Bloomfield (Colo.) High School his senior season, while picking up first-team all-state and Boulder County Player of the Year accolades.



BRIAN FISH

ASSISTANT COACH

COACHING HISTORY

Assistant Coach

- University of Oregon, 2011-Present

Assistant Coach

- Creighton University, 2005-10

Associate Head Coach

- University of San Diego, 2004

Assistant Coach

- University of San Diego, 2003

Assistant Coach

- Texas Christian University, 1997-2002

Video Coordinator

- Creighton University, 1995-96

Video Coordinator

- Kansas State University, 1993-94

Graduate Assistant Coach

- Marshall University, 1990-92

PLAYING HISTORY

- Marshall University
- Western Kentucky University

EDUCATION

- Marshall University - B.A., 1989

Brian Fish is entering his fourth season as assistant coach with the University of Oregon men's basketball program. Fish has been a long-time assistant to head coach Dana Altman, having spent 13 seasons under his direction in stints at Oregon, Creighton and Marshall.

Fish has 24 years of coaching experience overall at the NCAA Division I level. Seven programs that Fish has been associated with as either a player or coach have reached the NCAA Tournament. During his eight seasons at Creighton, the Bluejays advanced to postseason play on six occasions.

Fish was a part of two separate Altman staffs at Creighton. He was a member of the first staff from 1994-96, and then returned to the program in the summer of 2004 after coaching a combined eight years at Texas Christian and San Diego.

Fish spent the 2002-03 and 2003-04 seasons at San Diego, helping the Toreros to the 2002-03 NCAA Tournament. Fish was promoted to associate head coach for the 2003-04 campaign.

Prior to San Diego, Fish was on Billy Tubbs' staff at TCU as an assistant coach. At TCU, Fish served as recruiting coordinator and oversaw academics for the basketball team. In his six years at the school, TCU made three postseason appearances and compiled an overall record of 125-68.

Fish and Altman first worked together during the 1989-90 season, when the two were at Marshall. Fish was breaking into coaching as a graduate assistant at his alma mater, while Altman earned Southern Conference Coach of the Year recognition in his lone year with the Thundering Herd.

Two years after Altman went to Kansas State, Fish rejoined his mentor in Manhattan as a video/film coordinator. Paired together again, Altman and his staff earned 1993 Big Eight Conference Coach of the Year accolades.

When Altman moved to Creighton prior to the 1994-95 season, Fish followed and served in the same capacity for the program. Together, they helped lay the groundwork for Creighton's run of 12 straight postseason appearances.

A native of Seymour, Ind., Fish played two seasons for Clem Haskins at Western Kentucky before transferring to play at Marshall. Fish earned a degree in sport management from Marshall in 1989 before becoming a graduate assistant there.

In the spring of 2009, Fish was named to the Indiana Basketball Hall of Fame Silver Anniversary Team along with 16 other former Indiana high school basketball standouts and Hoosier legends, a class that also included Steve Alford, Gregg Popovich and Scott Skiles.



KEVIN MCKENNA

ASSISTANT COACH



COACHING HISTORY

Assistant Coach

- University of Oregon, 2011-Present

Head Coach

- Indiana State University, 2008-10

Assistant Coach

- Creighton University, 2006-07

Head Coach

- University of Nebraska-Omaha, 2002-05

Assistant Coach

- Creighton University, 1995-2001

NBA Scout

- Washington Bullets, 1994

Head Coach

- Sioux Falls Skyforce (CBA), 1991-93

Player/Assistant Coach

- La Crosse Catbirds (CBA), 1990

COACHING HONORS

- 2010 MVC Coach of the Year
- 2005 NCC Coach of the Year
- 2004 NCC Coach of the Year

PLAYING HISTORY

- New Jersey Nets, 1987-88
- Washington Bullets, 1986
- New Jersey Nets, 1985
- Indiana Pacers, 1984
- Los Angeles Lakers, 1982*
- Creighton University
- *NBA World Champions

EDUCATION

- Creighton University - B.A., 1993
- Creighton University - M.A., 1997

Kevin McKenna is in his fourth season as assistant coach with the Oregon men's basketball program. McKenna spent nine years as an assistant coach under Dana Altman at Creighton University prior to becoming the head coach at Indiana State, where he coached from 2007-10.

McKenna has 24 years of coaching experience, including seven years as a head college coach in stints at both ISU and Nebraska-Omaha.

His 2009-10 Sycamores recorded the program's first winning season since 2001. ISU also reached postseason play for the first time in nine years when it accepted a bid to the 2010 College Basketball Invitational. The Sycamores' success, despite being devastated by injury for the greater portion of the Missouri Valley Conference slate, led McKenna to being tabbed as the MVC Coach of the Year by *CollegeInsider.com*.

The Sycamores finished the 2009-10 season as the nation's No. 2 free throw shooting team. ISU's 76.9 percent mark at the line finished just behind NCAA Tournament qualifier BYU on the Division I list.

At ISU, McKenna mentored Harry Marshall to Second Team All-MVC and MVC's All-Defensive Team recognition. He also helped Jay Tunnell to All-MVC Honorable Mention and MVC Most Improved Team honors. In addition, Jordan Printy and Aaron Carter were tabbed as MVC All-Scholar Athletes under McKenna's watch. He compiled a 43-52 overall record while posting a MVC mark of 24-30 in three seasons at ISU.

In the summer of 2009, McKenna was selected as the head coach of the Athletes In Action college basketball team during a tour of Poland and Germany. He led the team on an 11-day summer tour playing contests in Katowice, Poland as well as Berlin, Germany. The AIA team was comprised of NCAA Division I basketball players.

Before accepting the head coaching position at ISU, McKenna completed nine seasons at Creighton as an assistant coach. During that time the Bluejays went to four NCAA Tournaments as well as two National Invitation Tournaments. McKenna made the first of two stops on the Bluejays' bench from 1994 through 2001, and then returned in 2005.

Before McKenna returned to Creighton, he spent four years across town as head coach at Nebraska-Omaha. He guided the Mavericks to four consecutive 20-win seasons, two North Central Conference titles and three appearances in the NCAA Division II Tournament.

McKenna was named the NCC Coach of the Year in both 2004 and 2005 as well as North Central Regional Coach of the Year by the National Association of Basketball Coaches (NABC) in 2005. He finished with an 89-33 mark in his tenure at UNO which included a conference mark of 40-20 (.667).

As a player at Creighton from 1977-81, McKenna led the Bluejays to a MVC regular-season championship, two MVC Tournament titles and a pair of NCAA Tournaments. He was an All-MVC pick and team MVP in each of his final two seasons.

McKenna ended his collegiate career with exactly 1,500 points and was drafted in the fourth round of the 1981 draft by the Los Angeles Lakers. He was a member of the Lakers' 1982 NBA championship team and also played for Indiana, New Jersey and Washington during a six-year NBA career.

He remains the only person in MVC history to win an regular-season title, tournament title, NBA championship and CBA crown.

Following his NBA career, McKenna helped lead the La Crosse Catbirds to the 1989-90 CBA Championship as a player and assistant coach. He then served as the head coach and director of basketball operations for the CBA's Sioux Falls Skyforce from 1990-93. He spent time as a regional scout for the Washington Bullets in 1993-94 before returning to Creighton as an assistant to Altman in 1994.

He earned his bachelor's degree in organizational communications from Creighton in 1993 and added a master's degree in counseling education from his alma mater in 1997. McKenna and his wife, Nancy, have a daughter, Megan, and a son, Bobby.





JOSH JAMIESON

DIRECTOR OF OPERATIONS

Josh Jamieson is in his seventh season as Director of Operations and 10th year overall with the University of Oregon. His duties include scheduling, coordinating the team's travel, budgeting, academic support and equipment oversight. He also serves as the Director of Oregon Basketball Camps.

Jamieson spent three seasons with the Ducks as a graduate manager from 2000-03 when Oregon made back-to-back NCAA tournament appearances, advanced to the Elite Eight in 2002 and won both regular season and Pac-10 tournament titles.

After his stay in Eugene, Jamieson spent two seasons as an assistant coach at the University of Portland, before returning to his hometown as an assistant coach at South Medford High School. Jamieson was the head freshman coach at SMHS from 1996-2000. He helped South Medford reach back-to-back state championship games and the Panthers won the 6A title in 2007.

For 10 years, Jamieson directed the FOCUS Basketball Camp, which was held each summer in Medford.

The Medford, Ore., native graduated from Southern Oregon in 2000 and earned his Master's of Business Administration degree from the University of Oregon in 2003.

COACHING HISTORY

Director of Operations

- University of Oregon, 2008-Present

Assistant Coach

- South Medford High School, 2007

Assistant Coach

- University of Portland, 2005-06

Graduate Manager

- University of Oregon, 2001-03

Freshman Coach

- South Medford High School, 1997-2000

EDUCATION

- Southern Oregon University - B.A., 2000
- University of Oregon - M.B.A., 2003



BRYCE DAUB

STRENGTH AND CONDITIONING COACH

Bryce Daub is in his third year as strength and conditioning coach for the University of Oregon men's basketball program.

He spent the 2010-11 campaign as an athletic performance coach with the Oklahoma City Thunder franchise of the National Basketball Association. Prior to his time at Oklahoma City, Daub also served as a strength and conditioning intern with the Seattle Supersonics.

Daub played college basketball at Central Washington University in Ellensburg, Wash., where earned both a bachelor's and master's degree in exercise science. Following his playing career, Daub served as a graduate assistant strength and conditioning coach working specifically with men's and women's basketball, women's soccer and track and field.

Daub played the 2006-07 and 2007-08 seasons at CWU where he started 21-of-54 career games. Prior to Central Washington, Daub spent two seasons playing at Bellevue Community College where he averaged nearly 20 points per outing as a sophomore and earned all-NWAACC Northern Region honors as a freshman.

He is a Certified Strength and Conditioning Specialist (CSCS) from the National Strength and Conditioning Association and also certified as a performance enhancement specialist (PES) and corrective exercise specialist (CES) through the National Academy of Sports Medicine.

COACHING HISTORY

Strength and Conditioning Coach

- University of Oregon, 2012-Present

Athletic Performance Coach

- Oklahoma City Thunder, 2011

Graduate Assistant Strength Coach

- Central Washington University, 2009-10

EDUCATION

- Central Washington University - B.A., 2008
- Central Washington University - M.S., 2010





KENYA CRANDELL

ASSISTANT DIRECTOR OF OPERATIONS

Kenya Crandell is in his second year on the Oregon staff as assistant director of operations.

Prior to Oregon, Crandell spent four seasons as an assistant coach on the staff at Southern Utah, where the Thunderbirds twice advanced to the Summit League Tournament semifinals. Southern Utah led the nation in free throw percentage in 2008-09.

Among his 17 total years of coaching experience is a season as associate head coach at Nebraska-Omaha, part of his six total seasons on the UNO staff. During his time at UNO, Crandell helped the Mavericks to a 116-65 overall record and three NCAA Division II national tournament berths. His teams also had nine players named to all-conference teams, including a Most Valuable Player, a Newcomer of the Year and a Freshman of the Year.

A native of Omaha, Neb., Crandell also worked on the staffs at Sacramento State, Northern Colorado and his alma mater, Nebraska-Kearney, where he started as a graduate assistant before being promoted to full-time status.

A four-year starter at Nebraska-Kearney, Crandell set the school record for assists (525) and also finished his career second on the UNK all-time steals list (173). He ranked 19th on the Antelopes' all-time scoring list with 1,119 points. He was team captain and the team's MVP his senior season.

Crandell graduated from Nebraska-Kearney in 1996 with a degree in communication. He also holds a master's degree in sports administration from UNK (1999).

COACHING HISTORY

Assistant Director of Operations

- University of Oregon, 2012-Present

Assistant Coach

- Southern Utah University, 2008-12

Assistant Coach

- Sacramento State University, 2007-08

Associate Head Coach

- University of Nebraska-Omaha, 2007

Assistant Head Coach

- University of Nebraska-Omaha, 2001-06

EDUCATION

- University of Nebraska-Kearney - B.A., 1996
- University of Nebraska-Kearney - M.S., 1999



CLAY JAMIESON

ATHLETIC TRAINER

Veteran athletic trainer Clay Jamieson is entering his 16th year with the University of Oregon men's basketball program. Jamieson started at Oregon in 1998 and is currently the certified athletic trainer in charge of the UO men's basketball and women's softball programs.

Providing the best preventative care and post-injury rehabilitation available in Oregon's state-of-the-art athletic training complex, Jamieson's daily responsibilities encompass virtually every aspect of injury maintenance, management and rehabilitation for UO student-athletes.

Prior to UO, Jamieson spent two years at Pepperdine overseeing athletic treatment, rehabilitation and team travel for men's basketball, women's volleyball and baseball.

A graduate of the University of Arizona (1994) with a Bachelor's in Exercise Science, Jamieson earned his master's in exercise and movement science (now the Department of Human Physiology) from Oregon in 1996 and worked as a graduate assistant trainer for two years beginning in 1994. Jamieson also spent a summer as the athletic trainer for the 2003 Junior National Basketball Team at the World Championships in Greece.

A certified member of the National Athletic Trainers Association since 1994, Jamieson is also certified as a performance enhancement specialist and corrective exercise specialist through the National Academy of Sports Medicine.

Jamieson resides in Eugene with his wife, Jan, son, Braeden, and daughter Aubrey.

PROFESSIONAL HISTORY

Athletic Trainer

- University of Oregon, 1998-Present

Athletic Trainer

- Pepperdine University, 1996-97

Graduate Assistant Athletic Trainer

- University of Oregon, 1995-96


EDUCATION

- University of Arizona - B.S., 1994
- University of Oregon - M.S., 1996

BASKETBALL STAFF



BRANDON LINCOLN
ASSISTANT CONDITIONING
COACH



STEVE THOMAS
GRADUATE STUDENT
MANAGER



BEN VOOGD
GRADUATE STUDENT
MANAGER



EDDIE KIRK
VIDEO
COORDINATOR



DREW ABEL
STUDENT
MANAGER



PATRICK BENSON
STUDENT
MANAGER



CHRIS MUELLER
STUDENT
MANAGER



PATRICK SCULLY
STUDENT
MANAGER



MATT ATER
EQUIPMENT
MANAGER



STEVE STOLP
ACADEMIC
ADVISOR



JENNIFER ALLEN
BASKETBALL
SECRETARY



GREG WALKER
ATHLETIC
COMMUNICATIONS



Greg Ballard
1973-77

THE HISTORY

SCHOOL RECORDS

TEAM RECORDS

Game

Points 121 vs. Portland, 2-16-1970
 Points, Conference Game 115 vs. Washington State, 2-21-2002
 Field Goals Made 50 vs. Portland, 2-16-1970
 Field Goal Attempts 109 vs. Idaho, 2-14-1947+
 Field Goal Percentage710 vs. Arizona, 1-31-83
 3-Point Field Goals Made 18 at California, 2-9-2008 (31 attempts)
 3-Point Field Goal Attempts 38 vs. Arizona State, 2-12-2004 (14 made),
 and vs. Mississippi State, 3-21-08 (9 made)
 3-Point Field Goal Percentage857 vs. Arizona State, 1-2-1987 (6-7),
 vs. Washington, 1-22-1987 (6-7)
 Free Throws Made 39 vs. Rice, 12-30-1977
 Free Throw Attempts 54 vs. Washington, 2-10-2005
 Free Throw Percentage 1.000 vs. Washington State, 1-25-03 (19-19)
 Rebounds 77 vs. Brigham Young, 1-28-1955
 Personal Fouls 41 vs. Oregon State, 11-9-1947,
 at California, 2-10-1977
 Assists 30 at Hawaii-Hilo, 11-24-1995,
 vs. Florida A&M, 12-20-02
 Turnovers 31 vs. UNC Charlotte, 3-12-1979,
 at Illinois-Chicago, 11-23-1999
 Blocked Shots 11 vs. Davidson, 12-27-1984
 Steals 17 vs. West Florida, 11-30-1995,
 vs. Grambling State, 11-24-2002
 vs. San Jose State, 11-20-2010

Season

Games 45, 1944-45
 Points 2,994, 2001-02 (35 games)
 Scoring Average 85.5, 2001-02 (35 games; 2,994 points)
 Field Goals Made 1,014, 2001-02 (2,082 attempts)
 Field Goal Attempts 2,287, 2010-2011
 Field Goal Percentage522, 1983-84 (742-1,422)
 3-Point Field Goals Made 350, 2006-07 (897 attempts)+
 3-Point Field Goal Attempts 897, 2006-07+
 3-Point Field Goal Percentage422, 2001-02 (304-721)
 Free Throws Made 662, 2001-02 (861 attempts)
 Free Throw Attempts 971, 1952-53+
 Free Throw Percentage774, 2002-03 (530-685)
 Rebounds 1,582, 1950-51
 Rebound Average 52.2, 1951-52
 Personal Fouls 832, 1975-76
 Assists 580, 2001-02
 Turnovers 555, 2012-13
 Blocks 146, 2012-13
 Steals 321, 2010-11

& - NCAA Record + - Pac-10 Record

INDIVIDUAL RECORDS

Game

Points 43, Greg Ballard vs. Oral Roberts, 3-9-1977
 Field Goals Made 17, Stan Love vs. California, 2-13-1970 (26 attempts)
 Field Goal Attempts 33, Nick Jones vs. Washington, 1-13-1967
 Field Goal Percentage 1.000, Bryce Taylor vs. USC, 3-10-2007 (11-11)
 3-Point FG Made 10, Tajuan Porter vs. Port. St., 11-12-2006 (12 attempts)+
 3-Point FG Attempts 15, Kevin Mixon at Nevada, 12-15-1990 (4 made),
 Orlando Williams at California, 3-3-1994 (6 made),
 Orlando Williams vs. Texas, 3-16-1995 (5 made),
 James Davis vs. Arizona State, 2-21-2004 (6 made),
 Chamberlain Oguchi, at Arizona, 2-9-2006 (6 made),
 Tajuan Porter vs. Nebraska, 12-15-2007 (7 made)
 3-Point FG Percentage 1.000, Bryce Taylor vs. USC, 3-10-2007 (7-7)+
 Free Throws Made 18, Chuck Rask vs. Oregon State, 3-5-1960 (19 attempts),
 Charlie Franklin vs. Washington State, 1-25-1967 (21 attempts)
 Free Throw Attempts 21, Charlie Franklin vs.
 Washington State, 1-25-1967 (18 made)
 Consecutive Free Throws 16, Kenya Wilkins at USC, 3-9-1995 (16-16)
 Rebounds 32, Jim Loscutoff vs. Brigham Young, 1-28-1955
 Turnovers 17, Ron Lee vs. Villanova, 12-23-1974
 Turnovers 13, Ron Lee vs. Indiana, 12-24-1973
 Blocked Shots 8, Blair Rasmussen vs. Davidson, 12-27-1984
 Steals 9, Kenya Wilkins at Boise State, 12-20-1996

Season

Points 745, Terrell Brandon, 1990-91*
 Scoring Average 26.6, Terrell Brandon, 1990-91*
 Field Goals Made 273, Terrell Brandon, 1990-91
 Field Goal Percentage (Min. 100 made)619, Richard Lucas, 1990-91 (169-273)
 3-Point FG Made 110, Tajuan Porter, 2006-07
 3-Point FG Percentage (Min. 25 made)500, Anthony Lever, 2001-02 (53-106)
 Free Throws Made 178, Joevan Catron, 2010-11
 Free Throw Percentage (Min. 50 made)923, Kevin Mixon, 1990-91 (60-65)
 Consecutive Free Throws Made 62, Luke Ridnour, 2002-03+
 Rebounds 465, Bob Peterson, 1951-52
 Personal Fouls 119, Gerald Willett, 1974-75
 Disqualifications 13, Felton Sealey, 1977-78
 Assists 218, Luke Ridnour, 2002-03
 Turnovers 129, Luke Ridnour, 2002-03
 Blocked Shots 51, Tony Woods, 2011-12
 Steals 89, Malcolm Armstead, 2010-11,

* - Includes three-point field goals

+ - Pac-10 Record

^ - Also Oregon career record



Greg Ballard scored 43 points against Oral Roberts in 1977, a record for the most points scored in a single game at Oregon.



Tajuan Porter holds the school record for 3-pointers made in a single game (10, vs. Portland State - Nov. 12, 2006).

NCAA TOURNAMENT

OREGON IN THE NCAA TOURNAMENT FACTS

Championships: 1 (1939)
 Regional Finals: 4 (1939, 1960, 2002, 2007)
 Regional Semifinals: 6 (1939, 1945, 1960, 2002, 2007, 2013)
 Final Four: 1 (1939)
 Final Eight: 5 (1939, 1945, 1960, 2002, 2007)
 Sweet 16: 4 (1960, 2002, 2007, 2013)
 Total Appearances: 11 (14-10 record)

1939 (8 TEAMS)

Western Regional Semifinal (San Francisco, Calif.)
 Oregon 56, Texas 41
 Western Regional Final (San Francisco, Calif.)
 Oregon 55, Oklahoma 37
 NCAA Championship (Evanston, Ill.)
 Oregon 46, Ohio State 33

1945 (8 TEAMS)

Western Regional Semifinal (Kansas City, Mo.)
 Arkansas 79, Oregon 76
 Western Regional Third Place (Kansas City, Mo.)
 Oregon 69, Utah 66

1960 (25 TEAMS)

West Regional First Round (Corvallis, Ore.)
 Oregon 68, New Mexico State 60
 West Regional Semifinals (Seattle, Wash.)
 Oregon 65, Utah 54
 West Regional Final (Seattle, Wash.)
 California 70, Oregon 49

1961 (24 TEAMS)

West Regional First Round (Portland, Ore.)
 USC 81, Oregon 79

1995 (64 TEAMS)

West Regional First Round (Salt Lake City, Utah)
 #11 Texas 90, #6 Oregon 73

2000 (64 TEAMS)

East Regional First Round (Buffalo, N.Y.)
 #10 Seton Hall 72, #7 Oregon 71 (OT)

2002 (65 TEAMS)

Midwest Regional First Round (Sacramento, Calif.)
 #2 Oregon 81, #15 Montana 62
 Midwest Regional Second Round (Sacramento, Calif.)
 #2 Oregon 92, #7 Wake Forest 87
 Midwest Regional Semifinal (Madison, Wis.)
 #2 Oregon 72, #6 Texas 70
 Midwest Regional Final (Madison, Wis.)
 #1 Kansas 104, #2 Oregon 86

2003 (65 TEAMS)

Midwest Regional First Round (Nashville, Tenn.)
 #9 Utah 60, #8 Oregon 58

2007 (65 TEAMS)


Midwest Regional First Round (Spokane, Wash.)
 #3 Oregon 58, #14 Miami (Ohio) 56
 Midwest Regional Second Round (Spokane, Wash.)
 #3 Oregon 75, #11 Winthrop 61
 Midwest Regional Semifinal (St. Louis, Mo.)
 #3 Oregon 76, #7 Nevada-Las Vegas 72
 Midwest Regional Final (St. Louis, Mo.)
 #1 Florida 85, #3 Oregon 77

2008 (65 TEAMS)

South Regional First Round (Little Rock, Ark.)
 #8 Mississippi State 76, #9 Oregon 69

2013 (68 TEAMS)

Midwest Regional Second Round (San Jose, Calif.)
 #12 Oregon 68, #5 Oklahoma State 55
 Midwest Regional Third Round (San Jose, Calif.)
 #12 Oregon 74, #4 Saint Louis 57
 Midwest Regional Semifinal (Indianapolis, Ind.)
 #1 Louisville 77, #12 Oregon 69



The 2001-02 squad captured the school's first outright conference title in 63 years and advanced to the NCAA Regional final for the first time in 42 years.



The Ducks won 29 games in 2006-07, including the Pac-10 tournament championship, and advanced to the Elite 8 for the second time this decade where they fell to eventual national champion Florida.

NCAA TOURNAMENT

OREGON NCAA SINGLE GAME RECORDS

| | | | | | | | | | |
|--------------------------------------|----|------------------|-----------------------|-------------------------|------------------------------|----|----------------------|----------------------|-----------|
| Points | | | | Free Throws Made | | | | | |
| 1. | 33 | Tajuan Porter | vs. Nevada-Las Vegas | 3/23/2007 | 1. | 10 | Luke Jackson | vs. Wake Forest | 3/16/2002 |
| 2. | 32 | Fred Jones | vs. Kansas | 3/24/2002 | 2. | 8 | Dale Herron | vs. California | 3/12/1960 |
| 3. | 29 | Luke Jackson | vs. Kansas | 3/24/2002 | 3. | 7 | Ian Crosswhite | vs. Utah | 3/21/2003 |
| 4. | 28 | Luke Ridnour | vs. Wake Forest | 3/16/2002 | | 7 | Luke Jackson | vs. Utah | 3/21/2003 |
| 5. | 27 | Aaron Brooks | vs. Florida | 3/25/2007 | | 7 | Tajuan Porter | vs. Nevada-Las Vegas | 3/23/2007 |
| 6. | 25 | Luke Jackson | vs. Texas | 3/22/2002 | Free Throws Attempted | | | | |
| 7. | 24 | Fred Jones | vs. Wake Forest | 3/16/2002 | 1. | 11 | Dale Herron | vs. California | 3/12/1960 |
| 8. | 23 | Dick Wilkins | vs. Arkansas | 3/23/1945 | | 11 | Robert Johnson | vs. Montana | 3/14/2002 |
| | 23 | Orlando Williams | vs. Texas | 3/16/1995 | | 11 | Ian Crosswhite | vs. Utah | 3/23/2003 |
| | 23 | Damyean Dotson | vs. Saint Louis | 3/23/2013 | 4. | 10 | Luke Jackson | vs. Wake Forest | 3/16/2002 |
| Field Goals Made | | | | Rebounds | | | | | |
| 1. | 13 | Fred Jones | vs. Kansas | 3/24/2002 | 1. | 17 | Arsalan Kazemi | vs. Oklahoma State | 3/21/2013 |
| 2. | 11 | Aaron Brooks | vs. Florida | 3/25/2007 | 2. | 16 | Arsalan Kazemi | vs. Saint Louis | 3/23/2013 |
| 3. | 10 | Dick Wilkins | vs. Arkansas | 3/23/1945 | 3. | 12 | Arsalan Kazemi | vs. Louisville | 3/29/2013 |
| | 10 | Luke Jackson | vs. Texas | 3/22/2002 | 4. | 11 | Malik Hairston | vs. Nevada-Las Vegas | 3/23/2007 |
| 5. | 9 | (5 tied) | | | 5. | 10 | (6 tied) | | |
| Field Goals Attempted | | | | Assists | | | | | |
| 1. | 23 | Fred Jones | vs. Kansas | 3/24/2002 | 1. | 9 | Kenya Wilkins | vs. Texas | 3/16/1995 |
| 2. | 20 | Orlando Williams | vs. Texas | 3/16/1995 | 2. | 8 | Luke Jackson | vs. Texas | 3/22/2002 |
| | 20 | Fred Jones | vs. Wake Forest | 3/16/2002 | 3. | 7 | Luke Ridnour | vs. Kansas | 3/24/2002 |
| 4. | 19 | Aaron Brooks | vs. Florida | 3/25/2007 | 4. | 6 | Alex Scales | vs. Seton Hall | 3/17/2000 |
| 5. | 17 | (4 tied) | | | | 6 | Johnathan Loyd | vs. Saint Louis | 3/23/2013 |
| 3-Point Field Goals Made | | | | Blocks | | | | | |
| 1. | 8 | Tajuan Porter | vs. Nevada-Las Vegas | 3/23/2007 | 1. | 4 | Chris Christofferson | vs. Texas | 3/22/2002 |
| 2. | 7 | Luke Ridnour | vs. Wake Forest | 3/16/2002 | 2. | 2 | Fred Jones | vs. Seton Hall | 3/17/2000 |
| 3. | 5 | Orlando Williams | vs. Texas | 3/16/1995 | | 2 | Alex Scales | vs. Seton Hall | 3/17/2000 |
| | 5 | Aaron Brooks | vs. Winthrop | 3/18/2007 | | 2 | Malik Hairston | vs. Nevada-Las Vegas | 3/23/2007 |
| | 5 | Damyean Dotson | vs. Saint Louis | 3/23/2013 | | 2 | Maarty Leunen | vs. Florida | 3/25/2007 |
| 3-Point Field Goals Attempted | | | | Steals | | | | | |
| 1. | 15 | Orlando Williams | vs. Texas | 3/16/1995 | 1. | 4 | Fred Jones | vs. Kansas | 3/24/2002 |
| 2. | 13 | Tajuan Porter | vs. Mississippi State | 3/21/2008 | | 4 | Dominic Artis | vs. Oklahoma State | 3/21/2013 |
| 3. | 12 | Tajuan Porter | vs. Nevada-Las Vegas | 3/23/2007 | 3. | 3 | Kenya Wilkins | vs. Texas | 3/16/1995 |
| 4. | 11 | Luke Ridnour | vs. Wake Forest | 3/16/2002 | | 3 | Luke Ridnour | vs. Texas | 3/22/2002 |
| 5. | 10 | Tajuan Porter | vs. Florida | 3/25/2007 | | 3 | Luke Ridnour | vs. Kansas | 3/24/2002 |
| | | | | | | 3 | Aaron Brooks | vs. Nevada-Las Vegas | 3/13/2007 |
| | | | | | | 3 | Johnathan Loyd | vs. Saint Louis | 3/23/2013 |

OREGON NCAA CAREER RECORDS

| | | | | | | | | | | | |
|------------------------------|----|----------------|---------|--------------------------------------|----|----------------|---------|-----------------|----|----------------------|---------|
| Points | | | | 3-Point Field Goals Made | | | | Rebounds | | | |
| 1. | 96 | Luke Jackson | 2002-03 | 1. | 19 | Tajuan Porter | 2007-08 | 1. | 45 | Arsalan Kazemi | 2013 |
| 2. | 88 | Luke Ridnour | 2002-03 | 2. | 16 | Luke Ridnour | 2002-03 | 2. | 33 | Robert Johnson | 2002-03 |
| 3. | 84 | Fred Jones | 2000-02 | 3. | 9 | Damyean Dotson | 2013 | 3. | 32 | Malik Hairston | 2007-08 |
| 4. | 83 | Tajuan Porter | 2007-08 | 4. | 8 | Fred Jones | 2000-02 | | 32 | Maarty Leunen | 2007-08 |
| 5. | 77 | Malik Hairston | 2007-08 | | 8 | Luke Jackson | 2002-03 | 5. | 26 | Glenn Moore | 1960-61 |
| 6. | 75 | Aaron Brooks | 2007 | | 8 | Aaron Brooks | 2007 | Assists | | | |
| 7. | 58 | Maarty Leunen | 2007-08 | 3-Point Field Goals Attempted | | | | 1. | 22 | Luke Jackson | 2002-03 |
| 8. | 52 | Damyean Dotson | 2013 | 1. | 47 | Tajuan Porter | 2007-08 | | 22 | Luke Ridnour | 2002-03 |
| 9. | 47 | Charlie Warren | 1960-61 | 2. | 38 | Luke Ridnour | 2002-03 | 3. | 18 | Fred Jones | 2000-02 |
| 10. | 46 | Chuck Rask | 1960 | 3. | 24 | Fred Jones | 2000-02 | 4. | 14 | Aaron Brooks | 2007 |
| Field Goals Made | | | | 4. | 21 | Aaron Brooks | 2007 | 5. | 13 | Johnathan Loyd | 2013 |
| 1. | 34 | Luke Jackson | 2002-03 | 5. | 20 | Damyean Dotson | 2013 | Blocks | | | |
| 2. | 30 | Fred Jones | 2000-02 | Free Throws Made | | | | 1. | 6 | Chris Christofferson | 2002 |
| 3. | 29 | Luke Ridnour | 2002-03 | 1. | 20 | Luke Jackson | 2002-03 | 2. | 3 | Fred Jones | 2000-02 |
| 4. | 27 | Aaron Brooks | 2007 | 2. | 18 | Malik Hairston | 2007-08 | | 3 | Arsalan Kazemi | 2013 |
| 5. | 23 | Malik Hairston | 2007-08 | | 18 | Tajuan Porter | 2007-08 | 4. | 2 | (8 tied) | |
| | 23 | Tajuan Porter | 2007-08 | 4. | 16 | Fred Jones | 2000-02 | Steals | | | |
| Field Goals Attempted | | | | 5. | 14 | Luke Ridnour | 2002-03 | 1. | 11 | Luke Ridnour | 2002-03 |
| 1. | 71 | Luke Jackson | 2002-03 | Free Throws Attempted | | | | 2. | 9 | Fred Jones | 2000-02 |
| 2. | 67 | Fred Jones | 2000-03 | 1. | 23 | Luke Jackson | 2002-03 | 3. | 7 | Dominic Artis | 2013 |
| | 67 | Luke Ridnour | 2002-03 | 3. | 22 | Glenn Moore | 1960-61 | 4. | 6 | Anthony Lever | 2000-02 |
| 4. | 64 | Tajuan Porter | 2007 | | 22 | Robert Johnson | 2002-03 | | 6 | Malik Hairston | 2007-08 |
| 5. | 57 | Aaron Brooks | 2007 | 4. | 21 | Tajuan Porter | 2007-08 | | | | |
| | | | | 5. | 20 | Dale Herron | 1960 | | | | |
| | | | | | 20 | Malik Hairston | 2007-08 | | | | |



NCAA TOURNAMENT

FIRST NCAA CHAMPIONS -- THE TALL FIRS

Oregon's 1939 basketball team earned a niche in sports history by winning the first NCAA championship basketball tournament ever held.

With a first unit composed of four native Oregonians and one Washingtonian, Coach Howard Hobson guided the Tall Firs to a 29-5 season record and Oregon's only NCAA basketball title.

The starting five listed three All-Americans in 6-foot 8-inch Urgel 'Slim' Wintermute from Longview, Wash., sharp-shooting Laddie Gale, a 6-4 forward from Oakridge and 5-8 guard Bobby Anet from Astoria. In addition, John Dick, a 6-4 forward from The Dalles, earned All-America honors the following season.

The guard spots were manned by Astorians Anet and 5-11 Wally Johansen. The two had teamed since their grade school days in Astoria.

For reserve strength, Hobson called on the likes of Bob Hardy, Red McNeely, Ford Mullen, Matt Pavalunas, Earl Sandness and Ted Sarpola. Gale, Wintermute, Anet, Johansen and Mullen played on three consecutive Northern Division championship teams.

The Ducks posted a 10-3 non-conference record, highlighted by a two-week Christmas tour that opened in Madison Square Garden with a 38-36 loss to CCONY and concluded with a 50-46 defeat at the hands of Stanford.

In between, however, the Tall Firs won six of seven games giving them a highly respectable 6-3 road mark against some of the nation's finest teams.

Oregon powered to the Northern Division title with a 14-2 record, sweeping four-game series from Idaho and Washington and capturing three of four battles each with Oregon State and Washington State.

That set the stage for a best-of-three playoff with Southern Division champion California at McArthur Court. Before capacity crowds, the Ducks captured the Pacific Coast Conference title in two games. Gale scored 18 points and Wintermute added 11 as the Ducks won the opener, 54-40, and Wintermute and Dick each tallied 16 points in the 53-47 triumph that put Oregon in the NCAA Western Playoffs.

Oregon quickly went to work in the Western Playoffs at Treasure Island, knocking off Texas, 56-41, and dumping Oklahoma, 55-37.

On March 27, the Tall Firs faced Ohio State on the neutral Northwestern University court at Evanston, Ill., for the national title. Dick

scored 13 points and Gale and Anet contributed 10 apiece as the Ducks rolled to a 46-33 victory and the NCAA crown.


Huge crowds welcomed them in Portland and Eugene to climax one of the legendary events in the state's athletic history.




THE TALL FIRS — Front (L-R): Wally Johansen, Slim Wintermute, Bobby Anet, Coach Howard Hobson, Laddie Gale, John Dick; Back (L-R): Bob Hardy, Red McNeely, Jay Langston, Ford Mullen, Matt Pavalunas, Trainer Bob Officer, Ted Sarpola, Earl Sandness

OREGON


DUCKS IN THE NBA




Greg Ballard



Terrell Brandon



Aaron Brooks



John Greig

Greg Ballard (1974-77)

11 seasons
 Washington Bullets 1978-85
 Golden State Warriors 1986-87
 Seattle SuperSonics 1989

Jim Barnett (1964-66)

11 seasons
 Boston Celtics 1967
 San Diego Rockets 1968-70
 Portland Trailblazers 1971
 Golden State Warriors 1972-74
 New Orleans Jazz 1975
 New York Knicks 1975-76
 Philadelphia 76ers 1977

Terrell Brandon (1990-91)

12 seasons
 Cleveland Cavaliers 1992-97
 Milwaukee Bucks 1998-99
 Minnesota Timberwolves 1999-03

Aaron Brooks (2004-07)

6th Season
 Houston Rockets 2008-11
 Phoenix Suns 2011
 Sacramento Kings 2013
 Houston Rockets 2013-14
 Denver Nuggets 2014-present

John Greig (1980-82)

1 season
 Seattle SuperSonics 1983

Malik Hairston (2005-08)

2 seasons
 San Antonio Spurs 2009-10

Luke Jackson (2000-04)

4 seasons
 Cleveland Cavaliers 2005-06
 Los Angeles Clippers 2007
 Toronto Raptors 2007
 Miami Heat 2008

Ivan Johnson (2006)

2 seasons
 Atlanta Hawks 2011-12

Fred Jones (1999-02)

8 seasons
 Indiana Pacers 2003-06
 Toronto Raptors 2007
 Portland Trailblazers 2007
 New York Knicks 2008
 Los Angeles Clippers 2009

Nick Jones (1965-67)

5 seasons
 San Diego Rockets 1968
 Dallas Chaparrals (ABA) 1969
 Miami Floridians (ABA) 1969
 Golden State Warriors 1971-72
 Dallas Chaparrals (ABA) 1973

Steve "Snapper" Jones (1962-64)

9 seasons
 Oakland Oaks (ABA) 1968
 New Orleans Buccaneers (ABA) 1969-70

Memphis Pros (ABA) 1971
 Dallas Chaparrals (ABA) 1972-73
 Carolina Cougars (ABA) 1973-74
 Denver Rockets (ABA) 1974
 Spirits of St. Louis (ABA) 1975
 Portland Trailblazers 1976

Ron Lee (1973-76)


6 seasons
 Phoenix Suns 1977-79
 New Orleans Jazz 1979
 Atlanta Hawks 1980
 Detroit Pistons 1980-82

Jim Loscutt (1951-55)


9 seasons
 Boston Celtics 1956-64

Stan Love (1969-71)


4 seasons
 Baltimore Bullets 1972-73
 Los Angeles Lakers 1974-75
 San Antonio Spurs (ABA) 1975




Luke Jackson



Fred Jones




Ron Lee



Blair Rasmussen

Aaron Brooks

Houston Rockets



Luke Ridnour

Bob Peterson (1951-52)

3 seasons
 Baltimore Bullets 1954
 Milwaukee Hawks 1954
 New York Knicks 1955-56

Blair Rasmussen (1982-85)

8 seasons
 Denver Nuggets 1986-91
 Atlanta Hawks 1992-93

Luke Ridnour (2001-03)

11th season
 Seattle SuperSonics 2004-08
 Milwaukee Bucks 2009-10
 Minnesota Timberwolves 2011-13
 Milwaukee Bucks 2014
 Charlotte Bobcats 2014-present

Alex Scales (1999-00)

1 season
 San Antonio Spurs 2006

Anthony Taylor (1985-88)

1 season
 Miami Heat 1989



Anthony Taylor

Oregon NBA Draft Choices

| Year | Player (Round/Overall Pick), Team | Year | Player (Round/Overall Pick), Team |
|------|-----------------------------------|------|-------------------------------------|
| 1947 | Wimpy Quinn, Toronto | 1976 | Ron Lee (1st/10), Phoenix |
| 1948 | Reede Berg, Indianapolis | 1977 | Greg Ballard (1st/4), Washington |
| | Fred Bartell, Washington | 1979 | Dan Hartshorne (6th/123), Philly |
| 1949 | Roger Wiley, Baltimore | | Kelvin Small (10th/195), Portland |
| 1952 | Brad Peterson, Baltimore | 1981 | Mike Clark (5th/97), Utah |
| 1953 | Chet Noe (2nd), Boston | | Felton Sealey (10th/220), Phoenix |
| | Bob Peterson, Baltimore | 1982 | John Greig (3rd/65), Seattle |
| 1955 | Jim Loscutoff (1st/4), Boston | 1984 | David Brantley (7th/144), L.A. |
| 1956 | Max Anderson, Philadelphia | | Gary Gatewood (7th/152), Seattle |
| 1958 | Hal Duffy (11th/74), Minneapolis | 1985 | Blair Rasmussen (1st/15), Denver |
| 1962 | Glenn Moore (10th/82), Detroit | | Chris Harper (6th/128), San Antonio |
| | Charles Warren (12th/92), Philly | 1986 | Jerry Adams (5th/106), Portland |
| 1966 | Jim Barnett (1st/8), Boston | 1987 | Sven Meyer (3rd/51), Sacramento |
| 1967 | Nick Jones (3rd/31), San Diego | 1988 | Anthony Taylor (2nd/44), Atlanta |
| 1969 | Rick Abrahamson (10th/128), Phx | 1991 | Terrell Brandon (1st/11), Cleveland |
| 1970 | Billy Gaskins (9th/144), Portland | 2001 | Bryan Bracey (2nd/58), San Antonio |
| 1971 | Stan Love (1st/9), Baltimore | 2002 | Frederick Jones (1st/14), Indiana |
| | Larry Holliday (9th/141), Seattle | 2003 | Luke Ridnour (1st/14), Seattle |
| | Bill Drozdak (10th/159), San Fran | 2004 | Luke Jackson (1st/10), Cleveland |
| | Leonard Jackson (16th/227), S.D. | 2007 | Aaron Brooks (1st/26), Houston |
| 1973 | Doug Little (4th/54), Buffalo | 2008 | Malik Hairston (2nd/48), Phoenix |
| | John Green (16th/200), Buffalo | | Maarty Leunen (2nd/54), Houston |
| 1975 | Gerald Willett (6th/97), Portland | 2013 | Arsalan Kazemi (2nd/54), Washington |

SERIES HISTORIES

| | | | | | | | |
|-----------------------|--------------|--------------------------|------------|---------------------------|----------------|---|----------------|
| Air Force | 2-2 | Florida | 0-1 | Nebraska | 6-7 | Savannah State | 1-0 |
| Alabama | 1-1 | Florida A&M | 1-0 | Nevada | 6-1 | Seattle | 5-4 |
| Alabama-Birmingham | 0-2 | Florida State | 0-1 | Nevada-Las Vegas | 3-1 | Seattle Pacific | 4-0 |
| Alabama State | 1-0 | Fresno State | 9-2 | New Mexico | 2-6 | Seton Hall | 0-1 |
| Alaska-Anchorage | 2-0 | | | New Mexico State | 2-2 | South Carolina State | 1-0 |
| Alaska-Fairbanks | 3-0 | George Mason | 1-0 | New York, City College of | 0-1 | Southeast Missouri State | 1-0 |
| Alcorn State | 1-0 | George Washington | 1-0 | New York University | 1-0 | Southern Illinois | 2-0 |
| Arizona | 26-46 | Georgetown | 2-1 | Niagara | 1-0 | Southern Oregon | 8-3 |
| Arizona State | 35-42 | Georgia | 1-0 | Nicholls State | 1-0 | Springfield | 1-0 |
| Arkansas | 0-3 | Georgia Tech | 1-1 | North Carolina | 0-4 | Stanford | 48-91 |
| Arkansas-Pine Bluff | 2-0 | Gonzaga | 19-3 | North Carolina Central | 1-0 | Stephen F. Austin | 2-0 |
| Auburn | 0-1 | Grambling State | 2-0 | North Dakota | 1-0 | | |
| Augustana (S.D.) | 1-0 | | | North Dakota State | 1-0 | Tampa | 0-1 |
| | | Hartford | 1-0 | Northeastern | 1-0 | Temple | 4-1 |
| Baltimore | 1-1 | Hawaii | 5-5 | Northern Arizona | 6-1 | Tennessee | 0-1 |
| Bethune-Cookman | 2-0 | Hawaii-Hilo | 1-0 | Northern Colorado | 1-0 | Tennessee Tech | 1-0 |
| Boise State | 5-0 | Houston | 0-1 | Northwestern | 2-0 | Texas | 5-2 |
| Boston University | 1-1 | Houston Baptist | 1-0 | Notre Dame | 2-2 | Texas A&M | 1-0 |
| Bowie State | 2-0 | Howard | 1-0 | | | Texas Christian | 1-0 |
| Bowling Green | 1-1 | Humboldt State | 1-0 | Oakland | 1-2 | Texas-El Paso | 1-1 |
| Bradley | 1-1 | | | Ohio State | 1-3 | Texas-San Antonio | 1-0 |
| Brigham Young | 13-8 | Idaho | 111-58 | Oklahoma | 2-0 | Texas Southern | 1-0 |
| British Columbia | 9-0 | Idaho State | 5-1 | Oklahoma City | 0-1 | Texas Tech | 2-1 |
| | | Illinois | 1-4 | Oklahoma State | 2-0 | Tulsa | 2-0 |
| California | 55-83 | Illinois-Chicago | 2-0 | Oregon State | 157-185 | | |
| UC Davis | 4-0 | Illinois State | 1-0 | Pacific | 7-2 | UCLA | 31-85 |
| UC Irvine | 4-2 | Indiana | 0-3 | Pacific (Ore.) | 9-0 | USC | 50-62 |
| UC Riverside | 2-0 | Indiana State | 0-1 | Pacific Lutheran | 2-0 | Utah | 12-9 |
| UC San Diego | 1-0 | Iowa | 1-5 | Penn State | 1-0 | Utah State | 3-2 |
| UC Santa Barbara | 2-3 | Jacksonville State | 2-0 | Pepperdine | 4-1 | Utah Valley | 1-0 |
| Cal Poly | 1-0 | | | Portland | 49-9 | | |
| Cal Poly Pomona | 1-0 | Kansas | 3-4 | Portland State | 10-3 | Vanderbilt | 3-5 |
| Cal State Fullerton | 3-0 | Kansas State | 2-2 | Prairie View A&M | 1-0 | Vermont | 2-0 |
| Cal State Los Angeles | 4-0 | Kentucky | 0-1 | Princeton | 1-1 | Villanova | 1-1 |
| Cal State Northridge | 3-1 | Lamar | 2-1 | Providence | 1-2 | Virginia | 0-2 |
| Canisius | 2-1 | LaSalle | 0-1 | Puget Sound | 5-0 | Virginia Tech | 0-1 |
| Central Michigan | 1-0 | Lehigh | 1-0 | Purdue | 1-2 | | |
| Central Washington | 2-0 | Linfield | 3-0 | | | Wake Forest | 3-0 |
| Chaminade | 0-0 | Long Beach State | 2-0 | Redlands | 1-0 | Washington | 109-188 |
| Charlotte | 0-2 | Long Island | 1-6 | Rhode Island | 1-1 | Washington State | 164-123 |
| Chicago State | 1-0 | Louisiana-Lafayette | 1-1 | Rice | 3-1 | Wayne State (Mich.) | 1-2 |
| Chico State | 3-0 | Louisiana-Monroe | 0-1 | Richmond | 0-2 | Weber State | 3-0 |
| Cincinnati | 0-2 | Louisiana State | 1-0 | Rutgers | 1-1 | West Florida | 1-0 |
| Clemson | 0-1 | Louisiana Tech | 0-1 | | | Western Carolina | 1-0 |
| Cleveland State | 1-0 | Louisville | 2-2 | Sacramento State | 5-0 | Western Illinois | 1-1 |
| Colorado | 3-8 | Loyola (Ill.) | 0-1 | St. Bonaventure | 0-1 | Western Michigan | 3-0 |
| Colorado State | 8-1 | Loyola Marymount | 2-0 | St. James | 1-0 | Western Washington | 1-0 |
| Columbia | 2-2 | | | St. John's | 1-1 | Whitman | 9-5 |
| Coppin State | 1-0 | Marshall | 2-0 | Saint Joseph's | 1-0 | Whitworth | 1-0 |
| Cornell | 1-0 | Massachusetts | 1-1 | Saint Louis | 2-0 | Wichita State | 5-3 |
| Creighton | 3-1 | Mercer | 1-0 | St. Martin's | 4-0 | Willamette | 42-12 |
| | | Miami (Ohio.) | 2-0 | Saint Mary's | 7-4 | Winston-Salem State | 1-0 |
| Dartmouth | 0-1 | Michigan | 0-3 | St. Olaf | 1-0 | Winthrop | 2-0 |
| Davidson | 1-0 | Michigan State | 2-1 | St. Peter's | 1-0 | Wisconsin | 2-3 |
| Dayton | 0-1 | Minnesota | 3-6 | San Diego | 0-1 | Wisconsin-Green Bay | 2-2 |
| Denver | 6-1 | Mississippi | 1-0 | San Diego State | 3-3 | Wyoming | 4-10 |
| DePaul | 0-2 | Mississippi State | 0-1 | San Francisco | 8-2 | | |
| Detroit | 0-3 | Mississippi Valley State | 2-0 | San Francisco State | 2-0 | Xavier | 1-2 |
| Doane | 1-0 | Missouri | 0-5 | San Jose State | 12-2 | | |
| Drake | 2-0 | Missouri-St. Louis | 1-0 | Santa Clara | 7-6 | Yale | 1-0 |
| Duke | 0-1 | Montana | 22-5 | | | Bold indicates 2013-14 opponents | |
| Duquesne | 2-3 | Montana State | 6-3 | | | | |
| | | Morgan State | 1-0 | | | | |
| East Tennessee State | 1-0 | Morris Brown | 1-0 | | | | |
| Eastern Washington | 2-0 | Mount St. Mary's | 1-0 | | | | |



SERIES HISTORIES vs. DIVISION I CONFERENCES

| | | | | | | | |
|--------------------------|-------------|--------------------------------------|--------------|-----------------------------|----------------|------------------------------|---------------|
| America East | | Big Ten | | Mid-American | | Southeastern | |
| Hartford | 1-0 | Illinois | 1-4 | Bowling Green | 1-1 | Alabama | 1-1 |
| Vermont | 2-0 | Indiana | 0-3 | Central Michigan | 1-0 | Arkansas | 0-3 |
| Total | 3-0 | Iowa | 1-5 | Miami (Ohio) | 2-0 | Auburn | 0-1 |
| | | Michigan | 0-3 | Western Michigan | 3-0 | Florida | 0-1 |
| American Athletic | | Michigan State | 2-1 | Total | 7-1 | Georgia | 1-0 |
| Cincinnati | 0-2 | Minnesota | 3-6 | | | Kentucky | 0-1 |
| Houston | 0-1 | Nebraska | 6-7 | Mid-Eastern Athletic | | Louisiana State | 1-0 |
| Louisville | 2-2 | Northwestern | 2-0 | Bethune-Cookman | 2-0 | Mississippi | 1-0 |
| Rutgers | 1-1 | Ohio State | 1-3 | Coppin State | 1-0 | Mississippi State | 0-1 |
| Temple | 4-1 | Penn State | 1-0 | Florida A&M | 1-0 | Missouri | 0-5 |
| Total | 7-7 | Purdue | 1-2 | Howard | 1-0 | Tennessee | 0-1 |
| | | Wisconsin | 2-3 | Morgan State | 1-0 | Texas A&M | 1-0 |
| Atlantic Coast | | Total | 20-37 | North Carolina Central | 1-0 | Vanderbilt | 3-5 |
| Clemson | 0-1 | | | Savannah State | 1-0 | Total | 8-19 |
| Duke | 0-1 | Big 12 | | South Carolina State | 1-0 | | |
| Florida State | 0-1 | Kansas | 3-4 | Total | 9-0 | Southern | |
| Georgia Tech | 1-1 | Kansas State | 2-2 | | | Davidson | 1-0 |
| North Carolina | 0-4 | Oklahoma | 2-0 | Missouri Valley | | Western Carolina | 1-0 |
| Notre Dame | 2-2 | Oklahoma State | 2-0 | Bradley | 1-1 | Total | 2-0 |
| Virginia | 0-2 | Texas | 5-2 | Drake | 2-0 | | |
| Virginia Tech | 0-1 | Texas Christian | 1-0 | Illinois State | 1-0 | Southland | |
| Wake Forest | 3-0 | Texas Tech | 2-1 | Indiana State | 0-1 | Houston Baptist | 1-0 |
| Total | 6-13 | Total | 17-9 | Loyola (Ill.) | 0-1 | Lamar | 2-1 |
| | | | | Southern Illinois | 2-0 | Nicholls State | 1-0 |
| Atlantic Sun | | Big West | | Wichita State | 5-3 | Oral Roberts | 3-0 |
| East Tennessee State | 1-0 | UC Davis | 4-0 | Total | 9-6 | Stephen F. Austin | 2-0 |
| Mercer | 1-0 | UC Irvine | 4-2 | | | Total | 9-1 |
| Total | 2-0 | UC Riverside | 2-0 | Mountain West | | | |
| | | UC Santa Barbara | 2-3 | Air Force | 2-2 | Southwestern Athletic | |
| Atlantic 10 | | Cal Poly | 1-0 | Boise State | 5-0 | Alabama State | 1-0 |
| Dayton | 0-1 | Cal State Fullerton | 3-0 | Colorado State | 8-1 | Alcorn State | 1-0 |
| Duquesne | 2-3 | Cal State Northridge | 3-1 | Fresno State | 9-2 | Arkansas-Pine Bluff | 2-0 |
| George Mason | 1-0 | Hawaii | 5-5 | Nevada | 6-1 | Grambling State | 2-0 |
| George Washington | 1-0 | Long Beach State | 2-0 | Nevada-Las Vegas | 3-1 | Mississippi Valley State | 2-0 |
| LaSalle | 0-1 | Total | 26-11 | New Mexico | 2-6 | Prairie View A&M | 1-0 |
| Massachusetts | 1-1 | | | San Diego State | 3-3 | Texas Southern | 1-0 |
| Rhode Island | 1-1 | Colonial Athletic Association | | San Jose State | 12-2 | Total | 10-0 |
| Richmond | 0-2 | Northeastern | 1-0 | Utah State | 3-2 | | |
| St. Bonaventure | 0-1 | Total | 1-0 | Wyoming | 4-10 | Summit League | |
| Saint Joseph's | 1-0 | | | Total | 57-30 | Denver | 6-1 |
| Saint Louis | 2-0 | Conference USA | | | | North Dakota State | 1-0 |
| Total | 9-10 | Alabama-Birmingham | 0-2 | Northeast | | Western Illinois | 1-1 |
| | | Charlotte | 0-2 | Long Island | 1-6 | Total | 8-2 |
| Big East | | Louisiana Tech | 0-1 | Mount St. Mary's | 1-0 | | |
| Creighton | 3-1 | Marshall | 2-0 | Total | 2-6 | Sun Belt | |
| DePaul | 0-2 | Rice | 3-1 | | | Louisiana-Lafayette | 1-1 |
| Georgetown | 2-1 | Texas-El Paso | 1-1 | Ohio Valley | | Louisiana-Monroe | 0-1 |
| Providence | 1-2 | Texas-San Antonio | 1-0 | Jacksonville State | 2-0 | Total | 7-3 |
| St. John's | 1-1 | Tulsa | 2-0 | Southeast Missouri State | 1-0 | | |
| Seton Hall | 0-1 | Total | 9-7 | Tennessee Tech | 1-0 | West Coast | |
| Villanova | 1-1 | | | Total | 4-0 | Brigham Young | 13-8 |
| Xavier | 1-2 | Horizon League | | | | Gonzaga | 19-3 |
| Total | 9-11 | Cleveland State | 1-0 | Pacific-12 | | Loyola Marymount | 3-0 |
| | | Detroit | 0-3 | Arizona | 26-46 | Pacific | 6-2 |
| Big Sky | | Illinois-Chicago | 2-0 | Arizona State | 35-42 | Pepperdine | 4-1 |
| Eastern Washington | 2-0 | Oakland | 1-2 | California | 55-83 | Portland | 49-9 |
| Idaho State | 5-1 | Wisconsin-Green Bay | 2-2 | Colorado | 3-8 | Saint Mary's | 8-4 |
| Montana | 22-5 | Total | 6-7 | Oregon State | 157-185 | San Diego | 0-1 |
| Montana State | 6-3 | | | Stanford | 48-91 | San Francisco | 8-2 |
| North Dakota | 1-0 | Ivy League | | UCLA | 31-85 | Santa Clara | 7-6 |
| Northern Arizona | 6-1 | Columbia | 2-2 | USC | 50-62 | Total | 117-36 |
| Northern Colorado | 1-0 | Cornell | 1-0 | Utah | 12-9 | | |
| Portland State | 10-3 | Dartmouth | 0-1 | Washington | 109-188 | Western Athletic | |
| Sacramento State | 5-0 | Princeton | 1-1 | Washington State | 164-123 | Chicago State | 1-0 |
| Weber State | 3-0 | Yale | 1-0 | Total | 690-922 | Idaho | 111-58 |
| Total | 7-13 | Total | 5-4 | | | New Mexico State | 2-2 |
| | | | | Patriot League | | Seattle | 5-4 |
| Big South | | Metro Atlantic Athletic | | Boston University | 1-1 | Utah Valley | 1-0 |
| Winthrop | 2-0 | Canisius | 2-1 | Lehigh | 1-0 | Total | 120-64 |
| Total | 2-0 | Niagara | 1-0 | Total | 2-0 | | |
| | | St. Peter's | 1-0 | | | | |
| | | Total | 4-1 | | | | |





Rob Mullens
Director of Athletics
4th Year

Since being named the University of Oregon's 12th director of intercollegiate athletics on July 15, 2010, Rob Mullens has wasted little time in putting his own stamp on the continual success of the Ducks' athletics department while being the beneficiary of one of the most successful eras in school history.

Mullens arrived at Oregon from the University of Kentucky, where he served as deputy director of athletics and managed day-to-day operations for Kentucky's 22-sport athletics department, with an annual operating budget of \$79 million.

In his brief tenure in Eugene, he has implemented his philosophy of financial efficiency while overseeing an \$93.5 million budget for the coming year, in addition to enhancing the department's model of self-sufficiency.

He has assisted with the continued success of a football program that has been surpassed by few nationally, with the Ducks claiming an unprecedented three straight conference championships while becoming the only school in the country to appear in a third consecutive BCS bowl game following the 2011 season. Following an appearance in the 2011 BCS National Championship Game, Oregon posted a win over Wisconsin in the 2012 Rose Bowl Game.

In fact, 15 of the school's 19 intercollegiate sports advanced to the post season during the 2011-12 season, including women's indoor track & field and acrobatics and tumbling which both claimed national championships. In addition, the Ducks finished 24th in the country in the Learfield Sports Directors' Cup competition as the top program in the country fielding 18 sports or less.

He also was at the helm as the Ducks opened their spectacular Matthew Knight Arena, which plays host to the school's men's and women's basketball teams, women's volleyball and acrobatics and tumbling, in addition to benefitting the entire Eugene-Springfield communities as a state-of-the-art venue for concerts, cultural forums and world-class entertainment.

Off the field, Mullens was just as excited to witness an accumulated graduation rate of 74 percent among all of the Ducks' student-athletes, a single-season best six first-team Capital One Academic All-Americans and 105 academic all-conference honorees.

His background is in accounting and auditing, and he promoted sound fiscal management and self-sufficiency at the University of Kentucky. During his total of eight years at Kentucky, the athletic department's operating budget expanded by nearly 70 percent. Fundraising for the department hit record levels each of the past seven years prior to his departure.

Prior to being named deputy director of athletics at Kentucky in 2006, Mullens began as the university's executive associate director of athletics in 2002. He served at the University of Maryland from 1996 to 2002, starting as assistant director of athletics for business and ultimately as executive senior associate director of athletics and chief of staff.

The West Virginia native was senior athletics business manager at the University of Miami (Fla.) from 1994 to 1996, and prior to that he was an accountant/auditor at Ernst & Young in Raleigh, N.C.

The 43-year-old Mullens earned a bachelor's degree in business administration and a master's in sport management from West Virginia University in 1991 and 1993, respectively. He and his wife, Jane, have two sons - Cooper and Tanner.



Michael Gottfredson
University President
2nd Year

Dr. Michael R. Gottfredson began his tenure as the University of Oregon's 17th president on Aug. 1, 2012.

Previously, he was a professor of Criminology, Law, and Society and of Sociology at the University of California, Irvine, where he also served as the executive vice chancellor and provost since 2000.

Gottfredson holds a Ph.D. and an M.A. from the State University of New York at Albany; and an A.B. from the University of California at Davis.

His research and teaching specialties are the causes of crime and delinquency and the criminal justice process. He (with Travis Hirschi) is well known for the development of the self-control theory of crime and delinquency and for the study of how these behaviors relate to age. The theory has stimulated a great deal of research and their description of how and why age relates to crime has become central to research, theory and policy about crime and delinquency. His work on victimization led to the development of the "lifestyle/opportunity" theory of criminal victimization, a prominent explanation for differential risks from crime. His systematic study (with Don Gottfredson) of how arrest, prosecution and sentencing decisions are made in criminal justice contributed to greater understanding of the use of discretion and to the widespread use of structured guidelines in the criminal law.

In addition, he led a major expansion of the UC-Irvine infrastructure, blending state, campus and private support. He helped to create the California Institute for Telecommunications and Technology, including the construction of a \$55 million research facility, and the new public law school.

He is the author or editor (with others) of several books, including *Control Theories of Crime and Delinquency* (2003); *Personal Liberty and Community Safety* (1995); *The Generality of Deviance* (1994); *A General Theory of Crime* (1990); *Decision-making in Criminal Justice* (1988); *Positive Criminology* (1987); *Policy Guidelines for Bail: An Experiment in Court Reform* (1985); *Understanding Crime* (1980); and *Victims of Personal Crime* (1978). He has published numerous articles in journals, including *Criminology*, *American Journal of Sociology*, *American Sociological Review*, *Advances in Criminological Theory*, and various law reviews. He has frequently consulted with state, county, and federal governments concerning criminal justice policy.

He is a Fellow of the American Society of Criminology and was the Andersen Consulting "Professor of the Year" in 1996 at the University of Arizona's College of Business and Public Administration.

Prior to joining UC-Irvine, Gottfredson served in several positions at the University of Arizona from 1985 to 2000, including interim senior vice president for academic affairs and provost, vice provost and vice president of Undergraduate Education. Other academic positions Gottfredson has held include associate professor at The Claremont Graduate School, Claremont, California, from 1983-1985; associate professor of Sociology, University of Illinois, Urbana, from 1981 to 1983; assistant professor at the Graduate School of Criminal Justice, State University of New York at Albany from 1977 to 1979; and director of the Criminal Justice Research Center in Albany, New York, from 1976 to 1979.

He is married to Karol Gottfredson, who was the coordinator of the Intern Teacher Credential Program at UC-Irvine. The Gottfredsons have one daughter, Katherine, a son, Bryan, and daughter-in-law, Meghan, and two young granddaughters.



**IT STARTS WITH THE FUSE THAT THE GAME LIGHTS INSIDE US.
PASSION IS EXCHANGED BETWEEN THE COURT AND THE STANDS.
ENERGY BECOMES SYNERGY.
OUR UNCOMMON DESIRE BECOMES OUR COMMON GROUND.
BECAUSE THIS SEASON, IT'S ABOUT INTENSITY.
IT'S DRIVEN BY INNOVATION THAT ELEVATES,
AND SPEED THAT WILL RISE.
THE GAME WILL BECOME FASTER,
AND PRIDE WILL BURN HOTTER.
IN ARENAS ALL OVER THE COUNTRY,
INTENSITY WILL INSPIRE COLLEGE FANS
AND COLLEGE PLAYERS
TO UNITE AS ONE.**





DANA ALTMAN
HEAD COACH



TONY STUBBLEFIELD
ASSISTANT COACH



BRIAN FISH
ASSISTANT COACH




KEVIN MCKENNA
ASSISTANT COACH



JOSH JAMIESON
DIRECTOR OF OPERATIONS



MIKE MOSER
#0 | R-SR. | F



DOMINIC ARTIS
#1 | SO. | G



JOSEPH YOUNG
#3 | R-JR. | G




NICHOLAS LUCENTI
#4 | SR. | G



THEO FRIEDMAN
#5 | FR. | G



JOHNATHAN LOYD
#10 | SR. | G



JASON CALLISTE
#12 | R-SR. | G



RICHARD AMARDI
#13 | R-SR. | F



JALIL ABDUL-BASSIT
#15 | JR. | G



WAVERLY AUSTIN
#20 | SR. | C



DAMYEON DOTSON
#21 | SO. | G




ELGIN COOK
#23 | SO. | F



A.J. LAPRAY
#24 | FR. | G



BEN CARTER
#32 | SO. | F



BRIAN CROW
#34 | JR. | F