

# **BASKETBALL**

Kyle Chilton, BYU Athletic Communications | O: (801) 422-4909 | C: (801) 372-2080 | kyle\_chilton@byu.edu | facebook.com/byubasketball, @byubasketball

## BYU 2012-13 SCHEDULE

024	Wed	Cougar Tipoff (Ex)		84-70
026	Fri	SE Okla. State (Ex)	BYUtv	W, 103-57
N3	Sat	Findlay (Ex)	BYUtv	W, 90-61
N9	Fri	Tennessee State#	BYUtv	W, 81-66
N13	Tue	Georgia State#	BYUtv	W, 80-62
N16	Fri	vs. Florida State#	truTV	L, 70-88
N17	Sat	vs. Notre Dame#	truTV	L, 68-78
N21	Wed	UT-San Antonio	BYUtv	7 p.m.
N24	Sat	Cal State Northridge	BYUtv	7 p.m.
N28	Wed	vs. Montana^	BYUtv	7 p.m.
D1	Sat	at Iowa State	Cyclones.tv	1 p.m.
D5	Wed	Utah State	BYUtv	7 p.m.
D8	Sat	Utah	BYUtv	7 p.m.
D15	Sat	at Weber State	TBA	7 p.m.
D18	Tue	Eastern New Mexico	BYUtv	7 p.m.
D21	Fri	at Baylor	ESPN2	8 p.m.
D27	Thu	Northern Arizona	BYUtv	7 p.m.
D29	Sat	vs. Virginia Tech^	ESPNU	12 p.m.
J3	Thu	Loyola Marymount*	BYUtv	7 p.m.
J5	Sat	at San Francisco*	TBA	7 p.m.
J10	Thu	Pepperdine*	BYUtv	7 p.m.
J12	Sat	at Santa Clara*	TWC	1:30 p.m.
J16	Wed	Saint Mary's*	ESPNU	9 p.m.
J19	Sat	San Diego*	BYUtv	7 p.m.
J24	Thu	at Gonzaga*	ESPN2	8 p.m.
J26	Sat	at Portland*	ESPNU	7:30 p.m.
J31	Thu	at Pepperdine*	TWC	7 p.m.
F2	Sat	Santa Clara*	BYUtv	7 p.m.
F7	Thu	at San Diego*	TBA	7 p.m.
F9	Sat	San Francisco*	BYUtv	7 p.m.
F16	Sat	Portland*	BYUtv	7 p.m.
F21	Thu	at Saint Mary's*	ESPN2	8 p.m.
F28	Thu	Gonzaga*	ESPN2	9 p.m.
M2	Sat	at Loyola Marymount*	ESPNU	8 p.m.
M6-11	WCC Championships	ESPNU/ESPN2/ESPN		

All times local to site

# Acura Coaches vs. Cancer Classic

^ at EnergySolutions Arena

\* West Coast Conference game



## UTSA (3-1, 0-0 WAC) ROADRUNNERS


Head Coach. . . . . Brooks Thompson  
Alma Mater. . . George Washington, 1982  
Division I Career Record. . . 99-92 (7th)  
Record at UTSA. . . . . Same

## GAME INFORMATION

TV. . . . .BYUtv  
TV Talent. . . Dave McCann (play-by-play)  
. . . . .Blaine Fowler (analysts)  
. . . . .Robbie Bullough (reporter)  
Live Video. . . . .byutvsports.com  
Radio. . . . .KSL 102.7 FM / 1160 AM  
. . . . .BYU Radio - Sirius XM 143  
Radio Talent. . . Greg Wrubell (play-by-play)  
. . . . .Mark Durrant (analyst)  
Live Audio. . . . .KSL.com  
Live Stats. . . . .BYUcougars.com

## SERIES INFORMATION

Series Record. . . . . First meeting  
Last Meeting. . . . . First meeting  
H/A/N. . . . . First meeting



## BYU (2-2, 0-0 WCC) COUGARS

Head Coach. . . . . Dave Rose  
Alma Mater. . . . . Houston, 1983  
Division I Career Record. . . 187-56 (8th)  
Record at BYU. . . . . Same

## BYU STORYLINES

- Tyler Haws has opened the 2012-13 season with four-consecutive 20-point games, the longest streak of 20-point games since 2010-11 when Jimmer Fredette ended the season with 22-straight 20-point games. Last season Noah Hartsock and Brandon Davies had streaks of three-consecutive 20-point games.
- BYU is coming off consecutive regular season losses for the first time since the 2008-09 season (Jan. 17 at New Mexico, Jan. 21 vs. UNLV). The Cougars have never lost three-straight with Rose at the helm.
- BYU wraps up the month of November with three-straight games in the state of Utah. The Cougars face UTSA and Cal State Northridge this week in the Marriott Center and then take on Montana at EnergySolutions Arena on Nov. 28. BYU opens the month of December at Iowa State.

## BYU'S PROJECTED STARTING LINEUP



### #10 | Matt Carlino

Guard  
6-2 | 175 | So.  
Scottsdale, Ariz.  
Bloomington South HS

GP/GS	MPG	Pts	Reb	Ast	Stl	FG%	3PT%	FT%
4/4	27.0	5.5	3.5	5.5	1.8	.321	.077	.600

**Last Game:** Posted 2 points, 3 assists 2 rebounds and 2 steals vs. Notre Dame  
**Notes:** In the first two games of the season posted 17 assists with 10 in the first game and 7 in the second ... has a 2.2 to 1 assist to turnover ratio



### #13 | Brock Zylstra

Guard  
6-6 | 210 | Sr.  
La Verne, Calif.  
Bonita HS

GP/GS	MPG	Pts	Reb	Ast	Stl	FG%	3PT%	FT%
4/4	26.0	9.8	3.3	2.3	1.3	.424	.444	1.000

**Last Game:** Scored 10 points, hit 2 threes and added 4 rebounds and 3 assists vs. Notre Dame  
**Notes:** Has hit 2 threes in all four games this season to give him 17 career games with multiple makes from downtown ... has scored in double figures in 3 of 4 games



### #3 | Tyler Haws

Guard  
6-5 | 200 | So.  
Alpine, Utah  
Lone Peak HS

GP/GS	MPG	Pts	Reb	Ast	Stl	FG%	3PT%	FT%
4/4	34.2	22.0	7.0	3.8	1.8	.493	.357	.895

**Last Game:** Scored 21 points and added 8 rebounds, 4 assists and 2 steals vs. Notre Dame  
**Notes:** Has scored 21-plus points in each of BYU's first four games and has led the team in scoring three times ... leads the team in scoring and rebounding, tied for first in steals and is second in assists ... named to the Acura CVC Classic All-Tournament Team



### #12 | Josh Sharp

Forward  
6-7 | 185 | So.  
Highland, Utah  
Lone Peak HS

GP/GS	MPG	Pts	Reb	Ast	Blk	FG%	3PT%	FT%
4/4	24.5	4.5	4.8	0.5	0.8	.467	.000	.800

**Last Game:** Tied career high with 7 points and pulled down a career-best 10 rebounds vs. Notre Dame  
**Notes:** 11 of his 19 rebounds have been on the offensive end



### #0 | Brandon Davies

Forward  
6-9 | 235 | Sr.  
Provo, Utah  
Provo HS

GP/GS	MPG	Pts	Reb	Ast	Stl	FG%	3PT%	FT%
4/4	24.8	18.8	6.5	2.5	1.0	.600	1.000	.690

**Last Game:** Scored 12 points and added 5 rebounds and 3 assists vs. Notre Dame  
**Notes:** Named preseason All-WCC and to the Wooden Award Preseason Top 50 ... has scored in double figures in 11-straight games dating back to last season

## OFF THE BENCH

No.	Name	Pos.	Ht.	Wt.	Yr.	Pts.	Reb.	Hometown (Previous School)	Notes
1	Raul Delgado	G	6-2	195	Jr.	0.0	1.3	Chihuahua, Mexico (Western Neb. CC)	Has played in 3 of 4 games ... did not play vs. Notre Dame
2	Craig Cusick	G	6-2	185	Sr.	6.0	2.0	Orem, Utah (Utah)	Totaled 5 points, 1 rebound and 2 assists vs. Notre Dame
5	Agustin Ambrosino	F	6-8	225	Jr.	0.8	0.8	Cordoba, Argentina (Salt Lake CC)	Had two rebounds vs. Florida State
20	Anson Winder	G	6-3	195	So.	0.0	0.0	Las Vegas, Nev. (Bishop Gorman HS)	Saw first action of the season vs. Florida State ... did not play vs. Notre Dame
23	Cory Calvert	G	6-3	185	Fr.	1.8	0.3	Parker, Colo. (Chaparral HS)	Played 2 minutes vs. Notre Dame
30	Cooper Ainge	G	6-0	175	Fr.	—	—	Wellesley, Mass. (Wellesley HS)	Is redshirting in 2012-13
33	Nate Austin	F	6-11	230	So.	4.0	5.3	Alpine, Utah (Lone Peak HS)	Posted 4 points and 2 rebounds vs. Notre Dame
42	Ian Harward	C	6-11	215	Fr.	1.8	0.5	Orem, Utah (Orem HS)	Scored a career-high 7 points vs. Notre Dame

**BYU VS. UTSA**

Overall Series Record: First meeting

**Series history vs. UTSA**

First meeting

**UTSA's projected starting lineup**

No.	Name	Ht.	Pos.	Ppg	Rpg
22	Kannon Burrage	6-3	G	17.0	5.8
11	Michael Hale III	5-9	G	17.0	3.3
32	Jordan Sims	6-4	G/F	7.3	3.8
12	Jeromie Hill	6-8	F	13.0	8.0
3	Larry Wilkins	6-4	F/C	3.3	4.8

**UTSA's last game**

W, 67-59 vs. USC Upstate, 11/17/12

BYU	CATEGORY	UTSA
2-2, 0-0	W-L	3-1, 0-0
5-5	Last 10	5-5
2-3	Last 5	2-3
74.8	PPG	66.2
73.5	Opp PPG	64.0
+1.3	Margin	+2.3
.435	FG%	.415
.433	FG% Def	.387
.301	3FG%	.393
5.5	3FG/Game	8.8
.342	Opp 3FG%	.301
.731	FT%	.611
39.5	RPG	34.2
37.0	Opp RPG	39.5
+2.5	Margin	-5.2
18.8	Assist/Game	12.0
13.5	TO/Game	16.0
16.0	Opp TO/Game	16.5
+2.5	Margin	+0.5
7.8	Steals/Game	7.3
4.8	Blocks/Game	1.3

**BY THE NUMBERS****2**

Dave Rose and the Cougars have the second-longest current streak of consecutive 25-win campaigns at six (2006-07 to 2011-12). Only Bill Self and Kansas, owners of seven-consecutive 25-win seasons (2005-06 to 2011-12), have a longer current streak.

**3**

Brandon Davies picked up where he left off last season, taking three charges vs. Tennessee State. He has now taken 34 charges since the beginning of last season.

**6**

The Cougars have won 25-plus games and advanced to the NCAA Tournament for six-straight seasons (2006-07 to 2011-12). Both streaks are program records.

**10**

Matt Carlino opened the 2012-13 season with 10 assists vs. Tennessee State, one off his career high of 11 set last season vs. Buffalo. With seven assists vs. Georgia State, he had 17 in the first two games of the season — the most assists in a two-game stretch in his career.

**13**

Brandon Davies has 13 career double-doubles, including nine last season.

**20**

BYU posted 20-plus assists in consecutive games to start the season with 20 vs. Tennessee State and 21 vs. Georgia State. The last time the Cougars posted back-to-back 20 assist games was Jan. 7 and Jan. 14, 2012, against San Francisco and Santa Clara. Last season BYU averaged 17.1 assists per game, the sixth best average in NCAA Division I basketball. This season the Cougars are averaging 18.8 assists per game.

**22.0**

Tyler Haws has opened the 2012-13 season with four-straight 20-point games. He is averaging 22.0 points per game while shooting .493 from the field, .357 from three and .895 from the free throw line.

**50**

Tyler Haws ended his freshman year by making his final 48 free throw attempts, a BYU record for charity-stripe shots without a miss. He extended the streak to 50 with two makes in the first half against Tennessee State. The streak ended with a miss in the second half but he made his last six to finish 8 of 9.

**187**

Dave Rose (2005 to present) is second all-time in BYU basketball history with 187 career victories, behind only the great Stan Watts, who coached the Cougars to 371 wins from 1949 to 1972 and was inducted into the Naismith Memorial Basketball Hall of Fame in 1986.

**1,118**

Last season Brandon Davies became the 44th Cougar to score 1,000 career points and by the end of the season had climbed to 42nd all-time. With 12 points vs. Notre Dame he passed Gary Earnest (1,108 points) and John Fairchild (1,109) and is now 35th all-time and is five points from tying Mel Hutchins for 34th.

**IN THE RECORD BOOKS****Career Rebounds**

Name (Years)	GP	Rebounds
1. Michael Smith (1983-84, 86-89)	122	922
2. Kresimir Cosic (1970-73)	79	919
3. Alan Taylor (1976-80)	110	919
...		
25. Gary Trost (1987-88, 90-93)	114	600
26. Dave Eastis (1958-61)	69	597
27. Rafael Araujo (2002-04)	62	589
28. Steve Kramer (1963-66)	77	584
29. Joe Richey (1950-53)	89	580
30. <i>Brandon Davies (2009-present)</i>	103	579

5. Alan Taylor (1976-80)	110	119
6. Jeff Chatman (1984-88)	122	107
7. Trent Plaisted (2004-08)	103	107
8. Lee Cummar (2005-09)	131	106
9. <i>Brandon Davies (2009-present)</i>	103	97

**Career Points**

Name (Years)	GP	Blocks
1. Jimmer Fredette (2007-11)	139	2599
2. Danny Ainge (1977-81)	118	2467
3. Michael Smith (1983-84, 86-89)	122	2319
...		
30. Elwood Romney (1929-33)	—	1150
31. Doug Howard (1967-70)	79	1143
32. Travis Hansen (2000-03)	86	1137
33. Steve Schreiner (1988-91)	93	1128
34. Mel Hutchins (1947-48, 49-51)	95	1123
35. <i>Brandon Davies (2009-present)</i>	103	1118

**Career Blocks**

Name (Years)	GP	Blocks
1. Greg Kite (1979-83)	112	208
2. Shawn Bradley (1990-91)	34	177
2. Hartsock (2008-11)	129	177
4. Russell Larson (1991-95)	100	166

**LAST TIME OUT – BYU FALLS TO NOTRE DAME**

PROVO, Utah — No. 20 Notre Dame rallied in the second half to defeat BYU, 78-68, in the consolation game of the Acura Coaches vs. Cancer Classic on Saturday night in Brooklyn, N.Y. Tyler Haws played nearly every minute of the game and led the Cougars in scoring for the second night in a row, finishing with 21 points, eight rebounds and four assists.

Despite leading by seven in the second half, BYU never really found a rhythm on offense, shooting 38 percent from the field and 21 percent from behind the arc. Foul trouble plagued the Cougars' big men throughout the game, limiting Brandon Davies to 18 minutes on the night. Davies submitted 12 points, five rebounds and three assists in his limited action as BYU fell to 2-2 on the season.

Davies picked up his second foul less than five minutes into the game and was replaced by freshman Ian Harward. Harward took advantage of his opportunity and scored on an 8-foot hook shot on his first attempt. Seconds later, Haws followed with a hanging floater off the glass to give BYU an 11-8 lead with 13:52 to play in the first.

Notre Dame (3-1) took the lead again a couple minutes later with a pair of free throws from Jack Cooley. Eight minutes into the game, Harward made a jumper from the right elbow to get the Cougars within one again. On the next possession, Brock Zylstra hit his second 3-pointer of the night to tie the game at 16. After Harward picked up his third foul of the game with 7:37 to play in the first, Austin entered the game and remained on the floor for the remainder of the half. Austin finished the night with four points and two rebounds, playing limited minutes with a sore ankle.

Sophomore forward Josh Sharp chipped in seven points and a career-high 10 rebounds in 38 minutes. Sharp completed an old-fashioned three-point play with 7:27 left in the first period that tied the game at 22.

With 2:23 to go before the half, Zylstra hit a floater to tie the game at 28. Another Zylstra layup and a pair of free throws by Sharp put BYU up 32-31 at the break. It didn't take long for Notre Dame to take the lead in the second half, as the Irish scored five points in the opening minute. BYU responded however, and Sharp tied the game at 38 after he retrieved his fourth offensive rebound of the night.

Early in the second half BYU put together a 13-2 run that gave the Cougars their largest lead of the night at 47-40 with 14:45 to play. Notre Dame switched to a zone defense and went on a 10-0 run to take a 52-49 lead with a 3-pointer from Scott Martin. With Davies confined to the bench with four fouls, Notre Dame extended its lead to seven at 58-51 with a pair of free throws from Cooley. Haws answered for the Cougars by hitting a turn-around jumper from the right elbow, followed by a tip-in by Austin.

Haws kept the Cougars close while Davies was on the bench, making four mid-range jumpers in a five-minute span to pull the Irish out of their zone defense and get the Cougars' back within two points at 63-61 with 4:27 to play. Eric Atkins answered quickly for Notre Dame, though, scoring five straight points to push the lead back to seven at 68-61.

Trailing by nine with just under a minute remaining, Craig Cusick got the friendly roll on a 3-pointer from the left wing. After two made free throws by Notre Dame, Haws hit another mid-range jumper from the right elbow to keep BYU within six. It was too little, too late for the Cougars, however, as the Irish hit 10 of 12 free throws to close the game and keep their lead safe.

## QUICK FACTS

### University Information

Location: Provo, Utah 84602  
 Elevation: 4,553 feet  
 Enrollment: 32,955 (Daytime)  
 Founded: October 15, 1875  
 Owned: The Church of Jesus Christ of Latter-day Saints  
 Nickname: Cougars  
 Mascot: Cosmo  
 Colors: Blue and White  
 Arena (capacity): Marriott Center (21,000)  
 Conference: West Coast Conference  
 President: Cecil O. Samuelson (Utah, 1966)  
 Athletic Director: Tom Holmoe (BYU, 1983)  
 Athletic Website: BYUCougars.com  
 Tickets: (801) 422-BYU1 or (800) 322-BYU1

### 2012-13 Preview

Lettermen Returning/Lost: 8/6  
 Newcomers: 4  
 Returning Redshirt Freshmen: 1  
 Starters Returning/Lost: 4/2\*  
 Returning Points: 56.9% (1,552 of 2,727 points)  
 Returning Rebounds: 66.1% (890 of 1,347 rebounds)  
 Returning Assists: 69.1% (414 of 599 assists)  
 Returning Blocks: 53.2% (82 of 154 blocks)  
 Returning Minutes: 63.4% (4,439 of 7,000 minutes)  
 \*Includes Tyler Haws, who started as a freshman

### 2011-12 Review

Overall Record: 26-9  
 Conference Record/Finish: 12-4 (3rd)  
 2012 Postseason: (1-1) Lost, NCAA Second Round  
 (Louisville) vs. Marquette, 68-88  
 2012 Final National Ranking: NR/NR

### BYU Coaching Staff

Head Coach: Dave Rose  
 Alma Mater (year): Houston (1983)  
 Record at School (years): 187-56 (8th year)  
 Career Division I Record (years): same  
 Basketball Office Fax: (801) 422-5965  
 Assistant Coaches (Alma Mater, year)  
   Terry Nashif (BYU, 2005)  
   Tim LaComb (Utah, 2006)  
   Mark Pope (Kentucky, 1996)  
 Dir. of Basketball Operations: Mike Hall (BYU, 2005)  
 Coord. of Player Development: Garrett Faucette (BYU, 2008)

### BYU History

First Year of Basketball: 1903  
 Overall All-Time Record: 1668-1016 (.621)  
 Winning Seasons: 85 (last 2012)  
 Regular Season Conf. Championships: 29 (last 2011)  
 Postseason Appearances (record): 37 (26-37)  
 Total NCAA Appearances (record): 27 (15-29)  
 Last NCAA Appearance: 2012  
   First Round: W vs. No. 14 seed Iona, 78-72  
   Second Round: L vs. No. 3 seed Marquette, 68-88  
 Total NIT Appearances (Record): 10 (12-8)  
 Last NIT Appearance: 2006  
 Result: (0-1) lost at Houston, 77-67

## 2012-13 STORYLINES AND NOTES

### Fast start for Tyler Haws

Tyler Haws is off to one of the best starts to a season in the history of BYU basketball. He is one of only five BYU basketball players to open a season with at least four-straight 20-point games, having scored 22, 22, 23 and 21 points in the team's first four contests, respectively. What makes Haws's start even more impressive is that he's the only sophomore on the list and he returned in April from a two-year mission for The Church of Jesus Christ of Latter-day Saints in the Philippines.

Name	Class	Season	Consecutive 20-Point Games (point totals)
Devin Durrant	Senior	1983-84	7 (28, 35, 20, 35, 23, 33, 27)
Danny Ainge	Senior	1980-81	5 (24, 22, 22, 29, 29)
Kresimir Cosic	Junior	1971-72	5 (30, 31, 33, 23, 30)
Michael Smith	Senior	1988-89	5 (24, 29, 30, 33, 20)
<i>Tyler Haws</i>	<i>Sophomore</i>	<i>2012-13</i>	<i>4 (22, 22, 23, 21)</i>

### Davies does it all

Brandon Davies stuffed the stat sheet in the opener against Tennessee State, tallying 16 points, 7 rebounds, 3 assists, 4 blocks and 2 steals while drawing 3 charges. He did it again vs. Georgia State with 28 points, 9 rebounds, 3 assists, 3 blocks and 2 steals. Through four games he is averaging 18.8 points, 6.5 rebounds, 2.5 assists, 2.3 blocks and 1.0 steals. Last season he became the second Cougar in history to average at least one of everything (points, rebounds, assists, steals and blocks). Russell Larson is the only other BYU player to produce a 'one of everything' season and did so twice, in 1993-94 and 1994-95 (blocks and steals were not tracked until the 1977-78 season).

### Taking charge

Brandon Davies drew three charges in the season opener vs. Tennessee State. Last season Brandon Davies made the opposition pay when they drove to the basket, taking 31 charges. Nate Austin took his fair share of charges as well with a total of 29 last season. He and Brock Zylstra both took a charge in the season opener.

### A nose for the ball

Josh Sharp demonstrated his ability to seek out offensive rebounds against Notre Dame, when seven of his 10 boards were collected on the offensive end. Both the seven offensive rebounds and the 10 total boards are career highs for the sophomore from Highland, Utah. Sharp, who has a team-high 11 offensive rebounds this season, isn't the only Cougar with a penchant for offensive rebounds as his two former Lone Peak teammates Tyler Haws and Nate Austin are tied for second on the team with nine offensive boards apiece. This season BYU has 49 offensive rebounds compared to their opponents' 40.

### Dave Rose

BYU head coach Dave Rose has led BYU to its most successful seven-year run since taking over in 2005. His career record of 187-56 ranks him second in BYU history in total victories and first in winning percentage (.770). Rose has been named conference coach of the year three times, district coach of the year twice and has guided the Cougars to four conference titles, six NCAA Tournament appearances and six 25-win seasons. In 2010 he led BYU to its first NCAA Tournament win in 17 years and the Cougars have also won at least one tournament game in the two seasons since, including a trip to the Sweet 16 in 2011 and the largest comeback in NCAA Tournament history (25-point deficit) in last season's 78-72 win over Iona in the First Four in Dayton, Ohio.

### Rose among the nation's best

Dave Rose is third in career winning percentage among active NCAA Division I head coaches (as of 11/19/12)

Coach	Yrs.	W	L	Pct.	Coach	Yrs.	W	L	Pct.
1. Roy Williams, UNC	25	679	169	.801	6. John Calipari, Kentucky	21	507	153	.768
2. Mark Few, Gonzaga	14	345	90	.793	7. Mike Krzyzewski, Duke	38	930	291	.762
3. Brad Stevens, Butler	6	141	41	.775	8. Bo Ryan, Wisconsin	29	653	205	.761
4. Thad Matta, Ohio State	13	326	96	.773	9. Jamie Dixon, Pittsburgh	10	242	77	.759
5. <i>Dave Rose, BYU</i>	<i>8</i>	<i>187</i>	<i>56</i>	<i>.770</i>	10. Bill Self, Kansas	20	479	159	.751

### Rose vs. the state

BYU basketball coach Dave Rose has compiled a record of 24-6 vs. instate opponents since taking over in 2005-06. He has the best winning percentage (.800) of any coach vs. instate teams during that time and the second-most wins (Utah State's Stew Morrill is 25-8 vs. instate teams since 2005-06 for a .758 winning percentage). BYU hosts Utah State and Utah on Dec. 5 and 8, respectively, and plays at Weber State on Dec. 15.

Rose vs.	W	L	Rose vs.	W	L
Utah	11	3	Weber State	7	0
Utah State	3	3	Southern Utah	3	0

### Roster notes

BYU coach Dave Rose announced on Nov. 7 that freshman Cooper Ainge will redshirt this season. Ainge is the son of BYU-great Danny Ainge and prepped at Wellesley High School in Wellesley, Mass. Earlier this fall it was announced that injuries ended the careers of two former Cougars, Chris Collinsworth and Stephen Rogers. Collinsworth had battled knee injuries for two years but was preparing to return to the court before it was discovered he needed microfracture surgery on his left ankle. Rogers tore the meniscus in his right knee last season and had surgery in December 2011 and April 2012. The knee did not respond to treatment and continued to swell and give Rogers pain, preventing him from returning to full activity with the team.

## HONORS CANDIDATES

**Brandon Davies • All-America Candidate**

- Had 19 points, 5 rebounds and 2 blocks vs. Florida State
- Posted 28 points, 9 boards, 3 assists, 3 blocks and 2 steals vs. Georgia State
- Opened 2012-13 with 16 points, 7 boards, 3 assists, 4 blocks, 2 steals vs. Tennessee State
- Earned a spot on the Wooden Award Preseason Top 50 and the Lute Olson Award Preseason All-America team
- Named preseason All-WCC by the league's coaches
- Named to the 2012 All-West Coast Conference Team and NABC All-District 9 Second Team
- Two-time WCC Player of the Week (Jan. 2 and Feb. 6) in 2011-12
- Started every game, scored in double figures 29 times, led team in scoring 11 times, rebounding 16 times, posted nine double-doubles
- Averaged 15.2 points, 7.7 rebounds, 2.1 assists, 1.5 steals and 1.3 blocks and shot .516 from the field and .662 from the free throw line

**Matt Carlino • All-WCC Candidate**

- Totaled 11 points, 7 assists, 4 rebounds and 4 steals vs. Georgia State
- Posted 9 points, 10 assists and 5 rebounds in season opener vs. Tennessee State
- Named All-WCC Honorable Mention and to the WCC All-Freshman Team in 2012
- Averaged 12.2 points, 4.6 assists, 3.0 rebounds and 1.4 steals and started in 24 of 25 games played in 2011-12
- Posted season highs of 30 points, 7 rebounds, 11 assists and 4 steals
- In league games was 14th in scoring, 4th in assists, T-9th in steals, T-12th in 3-point FGs and 3rd in assist/turnover ratio
- Scored in double figures in 15 games and led the team in scoring 4 times and assists 16 times
- Posted BYU's only 30-point game of the season with 30 points on 13 of 19 shooting, including the game-winner, at San Francisco

**Tyler Haws • All-WCC Candidate**

- Had 21 points, 8 rebounds, 4 assists and 2 steals vs. Notre Dame and earned a spot on the Acura CVC Classic All-Tournament Team
- Posted season highs of 23 points, nine rebounds, five assists (tied a season high), 3 steals and 1 block vs Florida State
- Had 22 points, 7 rebounds, 5 assists and 2 steals vs. Georgia State
- Totaled 22 points and 4 boards and hit 8 of 9 free throws in season opener vs. Tennessee State
- Named to All-MWC Third Team, Academic All-MWC and the HoopTV Las Vegas Classic All-Tournament Team in 2009-10
- Named Male Rookie of the Year at the Y Awards and was named team's Most Inspirational Player at the team banquet
- Averaged 11.3 points and 4.2 rebounds and shot .498 from the field, .368 from three and .917 from the free throw line — a school record and the fourth-best percentage in NCAA history for a freshman
- Posted season highs of 24 points, 11 rebounds, 6 assists, 4 steals and 2 blocks
- Was 15th in the MWC in scoring, 20th in rebounding and 1st in free throw percentage and 4th in the NCAA in free throw percentage
- Set a BYU record by making 50-consecutive free throws (ended 11/9/12)

## 2012-13 BYU STARTING LINEUPS

Opponent	(1)	(2)	(3)	(4)	(5)
Tennessee State	Carlino	Zylstra	Haws	Sharp	Davies
Georgia State	Carlino	Zylstra	Haws	Sharp	Davies
vs. Florida State	Carlino	Zylstra	Haws	Sharp	Davies
vs. Notre Dame	Carlino	Zylstra	Haws	Sharp	Davies
UTSA					
Cal State Northridge					
vs. Montana					
at Iowa State					
Utah State					
Utah					
at Weber State					
Eastern New Mexico					
at Baylor					
Northern Arizona					
vs. Virginia Tech					
Loyola Marymount					
at San Francisco					
Pepperdine					
at Santa Clara					
Saint Mary's					
San Diego					
at Gonzaga					
at Portland					
at Pepperdine					
Santa Clara					
at San Diego					
San Francisco					
Portland					
at Saint Mary's					
Gonzaga					
Loyola Marymount					
Won-Loss Records	(1)	(2)	(3)	(4)	(5)
2-2	Carlino	Zylstra	Haws	Sharp	Davies

## GAMES PLAYED

	2012-13	Career
Brandon Davies	4 (2-2)	103 (85-18)
Brock Zylstra	4 (2-2)	87 (69-18)
Tyler Haws	4 (2-2)	39 (32-7)
Craig Cusick	4 (2-2)	39 (28-11)
Nate Austin	4 (2-2)	39 (28-11)
Anson Winder	1 (0-1)	35 (26-9)
Josh Sharp	4 (2-2)	32 (22-10)
Matt Carlino	4 (2-2)	29 (20-9)
Agustin Ambrosino	4 (2-2)	same
Raul Delgado	3 (2-1)	same
Cory Calvert	4 (2-2)	same
Ian Harward	4 (2-2)	same

## GAMES STARTED

	2012-13	Career
Brandon Davies	4 (2-2)	66 (52-14)
Tyler Haws	4 (2-2)	37 (30-7)
Brock Zylstra	4 (2-2)	32 (22-10)
Matt Carlino	4 (2-2)	28 (20-8)
Anson Winder	0 (0-0)	15 (12-3)
Craig Cusick	0 (0-0)	3 (2-1)
Josh Sharp	4 (2-2)	4 (2-2)
Nate Austin	0 (0-0)	1 (1-0)

## STREAKS

Streak	12-13	Overall
Current won/loss streak	2 losses	same
At home	2 wins	5 wins
On the road	—	1 loss
On a neutral floor	2 losses	3 losses
At home vs. Nonconference	2 wins	5 wins
At home vs. WCC	—	3 wins
On the road vs. Nonconference	—	2 wins
On the road vs. WCC	—	1 loss
On a neutral floor vs. Nonconference	2 losses	3 losses
On a neutral floor vs. WCC	—	1 loss
At regular season tournament	2 losses	same
At WCC Tournament	—	1 loss
NCAA Tournament	—	1 loss
At NIT	—	2 losses
Games with a 3-point make	4	514



## BYU'S RECORD WHEN ...

Venue	2012-13	Under Rose
Overall	2-2	187-56
Home	2-0	104-48
Away	0-0	56-30
Neutral	0-2	27-18
Lead at the half/end of game...	2012-13	Under Rose
BYU leads at the half	2-1	159-16
Opponent leads at the half	0-1	23-36
Score tied at the half	0-0	5-4
BYU leads w/5 min left	2-0	177-5
Opponent leads w/5 min left	0-2	8-50
Score tied w/5 min left	0-0	2-1
BYU leads w/1 min left	2-0	182-0
Opponent leads w/1 min left	0-2	3-53
Score tied w/1 min left	0-0	2-3
Game goes into overtime	0-0	6-3
BYU scores...	2012-13	Under Rose
100-plus points	0-0	9-0
90-99 points	0-0	30-0
80-89 points	2-0	59-6
70-79 points	0-1	69-20
60-69 points	0-1	17-25
60 or less points	0-0	3-5
Opponent scores...	2012-13	Under Rose
90 or more points	0-0	3-5
80-89 points	0-1	9-20
70-79 points	0-1	31-26
60-69 points	2-0	84-5
50-59 points	0-0	42-0
50 or less points	0-0	18-0
BYU double figure scorers	2012-13	Under Rose
One player in double figures	0-0	1-4
Two players in double figures	0-0	22-14
Three players in double figures	2-1	70-26
Four players in double figures	0-1	63-11
Five players in double figures	0-0	25-1
Six players in double figures	0-0	6-0
Shooting and rebounding	2012-13	Under Rose
BYU shoots 50% or better	2-0	83-7
Opponent shoots 50% or better	0-2	12-23
BYU outshoots opponent	2-0	153-10
Opponent outshoots BYU	0-2	33-44
Teams shoot equal FG%	0-0	1-2
BYU outrebounds opponent	1-1	141-14
Opponent outrebounds BYU	0-1	37-39
BYU, opponent tie in rebounds	1-0	9-3
Wins, losses and rest	2012-13	Under Rose
Coming off a win	1-1	141-46
Coming off a loss	1-1	46-10
Two-plus days between games	0-1	162-44
One day between games	0-0	14-2
Playing the next day	0-1	9-10
Days	2012-13	Under Rose
Monday	0-0	2-0
Tuesday	1-0	29-3
Wednesday	0-0	45-10
Thursday	0-0	17-11
Friday	1-1	21-5
Saturday	0-1	73-27

## BYU'S RECORD WHEN ...

On television	2012-13	Under Rose
All games on TV	2-2	151-51
On BYUtv	2-0	38-4
On ESPN	0-0	0-1
On ESPN2	0-0	2-6
On ESPNU	0-0	5-1
On truTV	0-2	1-2
On CBS	0-0	4-5
Top 25	2012-13	Under Rose
vs. a top 25 opponent	0-1	8-17
as a top 25 team	0-0	57-16
Months	2012-13	Under Rose
November	2-2	35-8
December	0-0	44-11
January	0-0	42-15
February	0-0	42-7
March	0-0	24-15
Margin of victory/defeat	2012-13	Under Rose
1-4 points	0-0	16-12
5-9 points	0-0	35-13
10-15 points	0-1	47-18
16-19 points	2-1	21-11
20-29 points	0-0	42-2
30-39 points	0-0	16-0
40-49 points	0-0	6-0
50+ points	0-0	4-0

## DUNKS

	2012-13	Career
Brandon Davies	3	61
Nate Austin	1	5
Brock Zylstra	—	2
Tyler Haws	1	3
Josh Sharp	2	3
Anson Winder	—	1
BYU	7	
Opponents	5	

## FREE THROW STREAKS

Haws	50	2/13/10 - 11/9/12
Haws	15	11/9/12 - 11/17/12
Zylstra	8	3/13/12 - current
Cusick	4	11/16/12 - current
Sharp	4	11/9/12 - current

## LATE GAME FREE THROWS

Player	5:00-2:00	2:00-0:00
Brandon Davies	6-8 (.750)	0-0 (.000)
Matt Carlino	3-4 (.750)	0-0 (.000)
Tyler Haws	2-3 (.667)	0-0 (.000)
Craig Cusick	0-0 (.000)	0-2 (.000)
Totals	11-15 (.733)	0-2 (.000)
Under Rose	444-617 (.720)	565-744 (.759)

Senior forward Brandon Davies



Sophomore guard Tyler Haws



**2012-13 SCORING BY HALF (BYU-OPPONENT)**

Opponent	1st half	Margin	FG %	2nd half	Margin	FG %	OT	Margin	FG %	Final	Margin	FG %
TENNESSEE STATE	34-28	+6	48.3-38.5	47-38	+9	61.5-31.0	—	—	—	81-66	+15	54.5-33.8
GEORGIA STATE	44-26	+18	58.1-26.5	36-36	0	44.8-45.2	—	—	—	80-62	+18	51.7-35.4
vs. Florida State	35-44	-9	36.1-60.0	35-44	-9	30.8-56.0	—	—	—	70-88	-18	33.3-58.0
vs. Notre Dame	32-31	+1	42.3-35.5	36-47	-11	40.6-63.6	—	—	—	68-78	-10	38.1-52.1
UTSA												
CS NORTHRIDGE												
vs. Montana												
at Iowa State												
UTAH STATE												
UTAH												
at Weber State												
EASTERN NM												
at Baylor												
NORTHERN ARIZONA												
vs. Virginia Tech												
LMU												
at San Francisco												
PEPPERDINE												
at Santa Clara												
SAINT MARY'S												
SAN DIEGO												
at Gonzaga												
at Portland												
at Pepperdine												
SANTA CLARA												
at San Diego												
SAN FRANCISCO												
PORTLAND												
at Saint Mary's												
GONZAGA												
at LMU												
Season Totals	36.2-32.2	+4.0	44.1-40.5	38.5-41.2	-2.7	42.9-45.8	—	—	—	74.8-73.5	+1.3	43.5-43.3

**2012-13 OFFENSIVE TRENDS (BYU-OPPONENT)**

Opponent	Pts/Paint		Pts Off TO		2nd Chance Pts		Fastbreak Pts		Bench Pts		Big Run	Big Lead
TENNESSEE STATE	40-18	+22	17-17	0	2-11	-9	18-2	+16	16-13	+3	9-0/7-0	19/5
GEORGIA STATE	42-24	+18	20-15	+5	7-8	-1	14-4	+10	7-6	+1	16-0/9-0	29/—
vs. Florida State	25-34	-9	15-20	-5	15-6	+9	15-4	+11	18-37	-19	12-0/13-0	-/27
vs. Notre Dame	28-30	-2	13-8	+5	19-4	+15	4-4	0	16-10	+6	7-0/12-0	7/10
UTSA												
CS NORTHRIDGE												
vs. Montana												
at Iowa State												
UTAH STATE												
UTAH												
at Weber State												
EASTERN NM												
at Baylor												
NORTHERN ARIZONA												
vs. Virginia Tech												
LMU												
at San Francisco												
PEPPERDINE												
at Santa Clara												
SAINT MARY'S												
SAN DIEGO												
at Gonzaga												
at Portland												
at Pepperdine												
SANTA CLARA												
at San Diego												
SAN FRANCISCO												
PORTLAND												
at Saint Mary's												
GONZAGA												
at LMU												
Season Totals	135-106	+29	65-60	+3	43-29	+14	51-14	+37	57-66	-9		
Times Led, Record (W/L/T)	2-0/0-2/0-0		1-1/0-1/1-0		0-2/2-0/0-0		2-1/0-0/0-1		2-1/0-1/0-0			
Under Rose (W/L/T)	120-18/57-36/10-2		144-20/36-34/7-2		116-19/60-34/11-3		132-27/37-18/18-11		107-27/74-28/6-1			



## 2012-13 WCC Standings (as of 11/19/12)

	Overall	Pct	WCC	Pct
No. 19 Gonzaga	3-0	1.000	0-0	.000
Saint Mary's	3-0	1.000	0-0	.000
Santa Clara	3-0	1.000	0-0	.000
Loyola Marymount	2-1	.667	0-0	.000
<b>BYU</b>	<b>2-2</b>	<b>.500</b>	<b>0-0</b>	<b>.000</b>
San Diego	2-2	.500	0-0	.000
San Francisco	1-1	.500	0-0	.000
Pepperdine	1-2	.333	0-0	.000
Portland	1-2	.333	0-0	.000

## WCC Players of the Week

Nov. 12	Kevin Foster, Santa Clara
Nov. 19	Johnny Dee, San Diego

## 2012-13 WCC Preseason Poll

Team (First Place Votes)	Points
1. Gonzaga (7)	63
2. <b>BYU (1)</b>	<b>55</b>
3. Saint Mary's (1)	52
4. Loyola Marymount	37
5. San Diego	36
6. Santa Clara	35
7. San Francisco	19
8. Portland	15

## 2012-13 Preseason All-WCC Team

Player	School	Yr.	Pos.
Gary Bell, Jr.	Gonzaga	So.	G
<b>Brandon Davies</b>	<b>BYU</b>	<b>Sr.</b>	<b>F</b>
Johnny Dee	San Diego	So.	G
Matthew Dellavedova	Saint Mary's	Sr.	G
Sam Dower	Gonzaga	Jr.	C
Kevin Foster	Santa Clara	Sr.	G
Elias Harris	Gonzaga	Sr.	F
Stephen Holt	Saint Mary's	Jr.	G
Anthony Ireland	Loyola Marymount	Jr.	G
Kevin Pangos	Gonzaga	So.	G

TEAM		
WCC Stats (Final)	All	Conf
Scoring Offense	5th	—
Scoring Defense	9th	—
Scoring Margin	7th	—
FT Percentage	1st	—
FG Percentage	6th	—
FG Percentage Defense	8th	—
3FG Percentage	8th	—
3FG Percentage Defense	5th	—
3-Point FG Made/Game	8th	—
Rebounding Offense	4th	—
Rebounding Defense	9th	—
Rebounding Margin	4th	—
Blocked Shots	3rd	—
Assists	2nd	—
Steals	5th	—
Turnover Margin	3rd	—
Assist/Turnover Ratio	4th	—
Offensive Rebounds	4th	—
Defensive Rebounds	5th	—
Defensive Reb Pct	3rd	—
Offensive Reb Pct	9th	—
<b>NCAA Stats (Final)*</b>	<b>Rank</b>	<b>Actual</b>
Won-Lost Percentage	37	74.3
Scoring Offense	13	77.9
Scoring Defense	182	67.4
Scoring Margin	19	10.5
Field-Goal Percentage	47	46.5
Field-Goal Pct Defense	88	41.4
3-Point Field Goals/Game	112	6.7
3-Point Field-Goal Pct	160	34.3
3-Point FG Defense	46	31.2
Free-Throw Percentage	138	70.0
Rebound Margin	56	3.8
Assists Per Game	6	17.1
Assist Turnover Ratio	18	1.27
Blocked Shots Per Game	56	4.4
Steals Per Game	16	8.5
Turnovers Per Game	176	13.5
Turnover Margin	46	2.3
Personal Fouls Per Game	184	18.2

\*all stats from 2011-12

INDIVIDUAL		
WCC (Final)	Top BYU player - All	Top BYU player - Conf
Scoring	Tyler Haws - 2nd	—
Rebounding	Tyler Haws - 7th	—
FG Percentage	Brandon Davies - T4th	—
Assists	Matt Carlino - 4th	—
FT Percentage	Tyler Haws - 4th	—
Steals	Carlino, Haws - T8th	—
3FG Percentage	—	—
3FG Made/Game	Brock Zylstra - T9th	—
Blocked Shots	Brandon Davies - 3rd	—
Assist/TO Ratio	Matt Carlino - 8th	—
Offensive Rebounds	Josh Sharp - 7th	—
Defensive Rebounds	Brandon Davies - T5th	—
Minutes Played	Tyler Haws - 3rd	—
<b>NCAA Stats (Final)*</b>	<b>BYU Player - Rank</b>	<b>Actual</b>
Points Per Game	Noah Hartsock - 86	16.8
	Brandon Davies - 175	15.2
Field Goal Percentage	Noah Hartsock - 20	56.5
	Brandon Davies - 56	51.6
Free Throw Percentage	Noah Hartsock - 59	84.2
Rebounds Per Game	Brandon Davies - 112	7.7
Blocked Shots Per Game	Noah Hartsock - 86	1.6
	Brandon Davies - 147	1.3
Steals	Brandon Davies - 207	1.5

**BYU BASKETBALL**
**ROSTER AND CAREER HIGHS**

No.	Name	Pos.	Ht.	Wt.	Yr.	Hometown (Previous School)
0	Brandon Davies	F	6-9	235	Sr.	Provo, Utah (Provo HS)
1	Raul Delgado	G	6-2	195	Jr.	Chihuahua, Mexico (Western Neb. CC)
2	Craig Cusick	G	6-2	185	Sr.	Orem, Utah (Utah)
3	Tyler Haws	G	6-5	200	So.	Alpine, Utah (Lone Peak HS)
5	Agustin Ambrosino	F	6-8	225	Jr.	Cordoba, Argentina (Salt Lake CC)
10	Matt Carlino	G	6-2	175	So.	Scottsdale, Ariz. (Bloomington South HS)
12	Josh Sharp	F	6-7	185	So.	Highland, Utah (Utah)
13	Brock Zylstra	G	6-6	210	Sr.	La Verne, Calif. (Bonita HS)
20	Anson Winder	G	6-3	195	So.	Las Vegas, Nev. (Bishop Gorman HS)
23	Cory Calvert	G	6-3	185	Fr.	Parker, Colo. (Chaparral HS)
30	Cooper Ainge	G	6-0	175	Fr.	Wellesley, Mass. (Wellesley HS)
33	Nate Austin	F	6-10	230	So.	Alpine, Utah (Lone Peak HS)
42	Ian Harward	C	6-11	215	Fr.	Orem, Utah (Orem HS)

**Pronunciations**

AGUSTIN AMBROSINO AH-go-steen ahm-bro- SEE-no	ANSON WINDER AN-sun WINE-der
MATT CARLINO car-LEE-no	BROCK ZYLSTRA ZIL-stra
RAUL DELGADO rah-OOL del-GAH-doh	TERRY NASHIF NASH-if
IAN HARWARD HAR-word	ROBERT RAMOS RAY-mus

Head Coach: Dave Rose, 8th year (Houston, 1983)

Assistant Coaches: Terry Nashif (BYU, 2005); Tim LaComb (Utah, 2006); Mark Pope (Kentucky, 1996)

Director of Basketball Operations: Mike Hall (BYU, 2005)

Coordinator of Player Development: Garrett Faucette (BYU, 2008)

Team Trainer: Robert Ramos (BYU, 1995)

**2012-13 SEASON AND CAREER HIGHS**

#	Player	Points	Rebounds	Assists
0	Brandon Davies	Season: 28 vs. GSU Career: 29 at Pepperdine (11-12)	9 vs. GSU 22 vs. San Diego (11-12)	3 vs. TSU, GSU, vs. UND 6 at Air Force (10-11), vs. USF (11-12)
1	Raul Delgado	Season: — Career: same	4 vs GSU same	1 vs. GSU, vs. FSU same
2	Craig Cusick	Season: 10 vs. FSU Career: 12 at Portland, vs. Marquette (11-12)	4 vs. TSU 5 vs. Iona (11-12)	4 vs. TSU 8 vs. Weber State (11-12), vs. Iona (11-12)
3	Tyler Haws	Season: 23 vs. FSU Career: 24 vs. Wyoming (09-10)	9 vs. FSU 11, twice, last at UTEP (09-10)	5 vs. GSU, vs. FSU 6 vs Idaho State (09-10)
5	Agustin Ambrosino	Season: 3 vs. TSU Career: same	2 vs. Notre Dame same	— same
10	Matt Carlino	Season: 11 vs. GSU Career: 30 at San Francisco (11-12)	5 vs. TSU 7 vs. Buffalo (11-12), at USD (11-12)	10 vs. TSU 11 vs. Buffalo (11-12)
12	Josh Sharp	Season: 7 vs. TSU, Notre Dame Career: same	10 vs. Notre Dame same	1 vs. TSU, Notre Dame 3 vs. Longwood (11-12)
13	Brock Zylstra	Season: 11 vs. TSU Career: 26 vs. Buffalo (11-12)	4 vs. TSU, vs. Notre Dame 9 vs. Portland (11-12)	4 vs. FSU 5 vs. UC Santa Barbara (11-12)
20	Anson Winder	Season: — Career: 20 vs. Buffalo (11-12)	— 6 at San Francisco (11-12)	— 9 vs. Northern Arizona (11-12)
23	Cory Calvert	Season: 4 vs. FSU Career: same	1 vs. TSU same	2 vs. FSU same
33	Nate Austin	Season: 4 vs. TSU, GSU, vs. FSU, vs. UND Career: 15 vs. Weber State (11-12)	8 vs. FSU 10 at Gonzaga (11-12)	2 vs. GSU 3 vs. San Diego (11-12)
42	Ian Harward	Season: 7 vs. Notre Dame Career: same	1 vs. GSU, vs. FSU same	— same

**GEOGRAPHIC BREAKDOWN**

Argentina	Agustin Ambrosino
Mexico	Raul Delgado
Arizona	Matt Carlino
California	Brock Zylstra
Colorado	Cory Calvert
Massachusetts	Cooper Ainge
Nevada	Anson Winder
Utah	Nate Austin, Brandon Davies, Craig Cusick, Ian Harward, Tyler Haws, Josh Sharp

**CLASS BREAKDOWN**

Seniors	Juniors	Sophomores	Freshmen
Craig Cusick Brandon Davies Brock Zylstra	Agustin Ambrosino Raul Delgado	Nate Austin Matt Carlino Tyler Haws Josh Sharp Anson Winder	Cooper Ainge* Cory Calvert Ian Harward
*Redshirting in 2012-13			



**CAREER HIGHLIGHTS**

- 187-56 overall record (second all-time at BYU in wins) for a BYU record .770 winning percentage
- With 185 victories through first seven seasons is fourth all-time for best career starts by wins in NCAA history
- With 159 victories through first six seasons is tied for third all-time for best career starts by wins in NCAA history
- Fourth among active coaches in career winning percentage, behind Roy Williams, Mark Few and John Calipari and ahead of Thad Matta and Mike Krzyzewski
- Four Mountain West Conference regular season titles, a BYU and MWC record
- Three-time MWC Coach of the Year (2006, 2007, 2011)
- Two-time USBWA District VIII Coach of the Year (2006, 2011)
- Naismith Coach of the Year Finalist in 2011
- Finalist for the Clair Bee Award in 2010
- Honorable Mention for National Coach of the Year by Scout.com (2006)
- Six-consecutive trips to the NCAA Tournament, a BYU record
- Six-consecutive 25-win seasons, a BYU record
- BYU basketball has 11 25-win seasons in its 110-year history and Rose has been the head coach of six of those teams
- Holds top two spots for wins in a season in BYU history with 32 in 2010-11 and 30 in 2009-10
- Only BYU coach to win at least 20 games in each of his first seven seasons
- Took BYU to the Sweet 16 in 2011 for the first time since 1981
- Coached Jimmer Fredette, the 2011 Consensus National Player of the Year (received the Wooden Award, Naismith Trophy, Oscar Robertson Trophy and other national awards)

**COACHING EXPERIENCE**

- BYU Head Coach (2005-present)
- BYU Associate Head Coach (2000-2005)
- BYU Assistant Coach (1997-2000)
- Dixie State Head Coach (1990-1997)
- Dixie State Assistant Coach (1987-1990)
- Assistant coach at Pine View High School (1986-87)
- Head coach at Millard High School (1983-86)

**SERVICE**

- A member of the National Coaches vs. Cancer Council that includes Mike Krzyzewski (Duke), Roy Williams (North Carolina), Jim Boeheim (Syracuse) and Mike Brey (Notre Dame)
- Assisting with the Hope Lodge, a facility to be constructed in Salt Lake City to house families of cancer patients
- NABC Game Pillar Award for Service in 2008
- 63rd recipient of the Dale Rex Memorial Award
- Honorary Chair of the Children with Cancer Christmas Foundation
- Was the first coach in the state of Utah to participate in the American Cancer Society's nationwide Coaches vs. Cancer campaign
- Lobbied before Congress for more funding for cancer research in September 2010

**EDUCATION**

- Houston (1983, B.A.)

**PLAYING CAREER**

- Played baseball and basketball at Dixie State College
- Played for Houston from 1980-83 (played in 1980-81 and 82-83, redshirted in 1981-82)
- Co-Captain on the famous "Phi-Slamma Jamma" team that featured Hakeem (the Akeem) Olajuwon and Clyde Drexler
- Helped Houston achieve a No. 1 ranking and reach the national championship game in 1983

**MISSION**

- Manchester England (1977-79)

**PERSONAL/FAMILY**

- Wife: Cheryl
- Children: Daughter Chanell and husband Brock Reichner, son Garrett and wife Brooke, daughter Taylor
- Dave and Cheryl Rose have seven grandchildren

**ROSE'S BYU COACHING LEDGER**

Season	Overall	Pct.	Home	Pct.	Away	Pct.	Neutral	Pct.	Conf.	Pct.	Tourney	NCAA/NIT
05-06	20-9	.690	14-1	.933	5-7	.417	1-2	.500	12-4	.750	0-1	0-1 NIT
06-07	25-9	.735	17-0	1.000	6-7	.462	2-2	.500	13-3	.813	2-1	0-1 NCAA
07-08	27-8	.771	16-0	1.000	9-3	.615	3-3	.500	14-2	.875	2-1	0-1 NCAA
08-09	25-8	.758	14-2	.875	8-5	.750	2-3	.400	12-4	.750	1-1	0-1 NCAA
09-10	30-6	.833	15-1	.938	10-4	.714	5-1	.833	13-3	.813	1-1	1-1 NCAA
10-11	32-5	.865	13-1	.929	10-1	.909	9-3	.750	14-2	.875	2-1	2-1 NCAA
11-12	26-9	.743	13-3	.813	8-3	.727	5-3	.625	12-4	.750	1-1	1-1 NCAA
12-13	2-2	.500	2-0	1.000	0-0	.000	0-2	.000	0-0	.000	0-0	—
Totals	187-56	.770	104-8	.929	56-30	.651	27-18	.600	90-22	.804	9-7	4-7



Scan to view Rose's profile on [BYUcougars.com](http://BYUcougars.com)

**TOP CAREER START BASED ON CURRENT NUMBER OF YEARS (THROUGH 2011-12)**

Coach, School	Yrs.	W	L	Pct.
Steve Prohm, Murray State	1	31	2	.939
Andy Toole, Robert Morris	2	44	25	.638
Shaka Smart, VCU	3	84	28	.750
John Groce, Illinois	4	85	56	.603
Brad Stevens, Butler	5	139	40	.777
Anthony Grant, Alabama	6	139	64	.685
Dave Rose, BYU	7	185	54	.774
Sean Miller, Arizona	8	189	82	.697
Jamie Dixon, Pittsburgh	9	238	77	.756
Mike Anderson, Arkansas	10	218	112	.661
Randy Bennett, Saint Mary's	11	235	118	.666
Thad Matta, Ohio State	12	323	96	.771
Mark Few, Gonzaga	13	342	90	.792
Bruce Weber, Kansas State	14	313	155	.669
Mark Gottfried, NC State	15	303	167	.645

**BEST CAREER STARTS BY WINS, 7 SEASONS**

Coach, School	Date	W	L	Pct.
Mark Few, Gonzaga	2000-06	188	41	.821
Jamie Dixon, Pittsburgh	2004-10	188	54	.777
Everett Case, NC State	1947-53	187	45	.806
Dave Rose, BYU	2006-12	185	54	.774
Roy Williams, Kansas	1989-95	184	51	.783
Thad Matta, Butler, Xavier, OSU	2001-07	183	53	.775
Larry Brown, UCLA & Kansas	1980-81, 84-88	172	60	.741

**ROSE'S MILESTONE VICTORIES**

Win	Date	Opponent	Score	Record
25	12/06/06	San Jose State	81-69	25-11 (.694)
50	11/23/07	vs. No. 6 Louisville	78-76	50-18 (.735)
75	11/20/08	North Florida	74-41	75-26 (.743)
100	11/20/09	at Hawaii	83-65	100-34 (.746)
125	03/06/10	at TCU	107-77	125-38 (.767)
150	02/09/11	at Air Force	90-52	150-42 (.781)
175	01/16/12	at San Diego	82-63	175-49 (.781)



## 0 — BRANDON DAVIES

6-9 • 235 • SENIOR • FORWARD • PROVO, UTAH (PROVO HS)

**2012-13 SEASON — PPG: 18.8 RPG: 6.5 APG: 2.5 SPG: 1.0 BPG: 2.3 FG%: .600 3FG%: 1.000 FT%: .690****Last Time Out**

- Against Notre Dame posted 12 points, 5 rebounds and 3 assists in 18 minutes

Scan for Davies' bio on  
BYUcougars.com**In 2012-13**

- Totalled 19 points, 5 rebounds, 1 assist and 2 blocks vs. Florida State and hit first 3-pointer of the season
- Scored 22 points on 10 of 14 shooting from the field and 8 of 10 from the free throw line and added 9 boards, 3 assists, 3 blocks and 2 steals vs. Georgia State
- Posted 16 points on 7 of 9 shooting and added 7 boards, 3 assists, a career-best 4 blocks and 2 steals vs. Tennessee State
- Named to the Wooden Award Preseason Top 50 list, the Lute Olson Preseason All-America team and the preseason All-WCC Team

**In 2011-12**

- Named to the All-West Coast Conference Team and NABC All-District 9 Second Team
- WCC Player of the Week Jan. 2 and Feb. 6

**Other**

- Mother is Linda Kathleen Davies and has one brother and one sister
- Played for Craig Drury at Provo High School where he helped lead the Bulldogs to state titles as a sophomore and junior and a second-place finish as a senior

**2012-13 SEASON HIGHS**

PTS	28, Georgia State – 11/13/12
1st H	12, Georgia State – 11/13/12
2nd H	16, Georgia State – 11/13/12
REB	9, Georgia State – 11/13/12
AST	3, three times, last vs. UND – 11/17/12
STL	2, TSU – 11/9/12, GSU – 11/13/12
BLK	4, Tennessee State – 11/9/12
FGM	10, Georgia State – 11/13/12
FGA	14, Georgia State – 11/13/12
3PM	1, vs. Florida State – 11/16/12
3PA	1, vs. Florida State – 11/16/12
FTM	8, Georgia State – 11/13/12
FTA	10, Georgia State – 11/13/12

**CAREER HIGHS**

PTS	29, at Pepperdine – 1/21/12
REB	22, San Diego – 12/31/11
AST	6, 2 times, last vs. USF – 1/7/12
STL	8, at Portland – 2/4/12
BLK	4, Tennessee State – 11/9/12
FGM	11, at Saint Mary's -- 12/29/11
FGA	18, 3 times, last at Gonzaga – 2/23/12
3PM	1, twice, last vs. FSU – 11/16/12
3PA	1, 5 times, last vs. FSU – 11/16/12
FTM	15, at Pepperdine – 1/21/12
FTA	18, at Pepperdine – 1/21/12

**MISCELLANEOUS**

	12-13	Career
Double-Figure PTS	4 (2-2)	59 (47-12)
20-plus Pts	1 (1-0)	12 (10-2)
Double-Figure REB	0 (0-0)	13 (10-3)
Double-Doubles	0 (0-0)	13 (10-3)
3-plus STL	0 (0-0)	7 (4-3)
3-plus BLK	2 (2-0)	6 (6-0)
3-plus 3-point FG	0 (0-0)	0 (0-0)
Scoring Leader	1 (1-0)	13 (8-5)
Rebound Leader	2 (2-0)	32 (24-8)
Assist Leader	0 (0-0)	5 (5-0)

**2012-13 GAME-BY-GAME**


Opponent	Date	GS	Min	FG	FGA	Pct	3FG	FGA	Pct	FT	FTA	Pct	Off	Def	TR	Avg	PF	FO	A	TO	Blk	Stl	Pts	Avg
TENNESSEE STATE	11/09/12	*	31	7	9	.778	0	0	.000	2	4	.500	0	7	7	7.0	4	0	3	5	4	2	16	16.0
GEORGIA STATE	11/13/12	*	29	10	14	.714	0	0	.000	8	10	.800	2	7	9	8.0	3	0	3	3	3	2	28	22.0
vs. Florida State	11/16/12	*	21	6	11	.545	1	1	1.000	6	8	.750	2	3	5	7.0	4	0	1	3	2	0	19	21.0
vs. Notre Dame	11/17/12	*	18	4	11	.364	0	0	.000	4	7	.571	2	3	5	6.5	4	0	3	2	0	0	12	18.8
UTSA	11/21/12																							
CS NORTHBRIDGE	11/24/12																							
vs. Montana	11/28/12																							
at Iowa State	12/01/12																							
UTAH STATE	12/05/12																							
UTAH	12/08/12																							
at Weber State	12/15/12																							
EASTERN NM	12/18/12																							
at Baylor	12/21/12																							
NORTHERN ARIZONA	12/27/12																							
vs. Virginia Tech	12/29/12																							
LMU	01/03/13																							
at San Francisco	01/05/13																							
PEPPERDINE	01/10/13																							
at Santa Clara	01/12/13																							
SAINT MARY'S	01/16/13																							
SAN DIEGO	01/19/13																							
at Gonzaga	01/24/13																							
at Portland	01/26/13																							
at Pepperdine	01/31/13																							
SANTA CLARA	02/02/13																							
at San Diego	02/07/13																							
SAN FRANCISCO	02/09/13																							
PORTLAND	02/16/13																							
at Saint Mary's	02/21/13																							
GONZAGA	02/28/13																							
at LMU	03/02/13																							
Totals		4	99	27	45	.600	1	1	1.000	20	29	.690	6	20	26	6.5	15	0	10	13	9	4	75	18.8

**CAREER STATISTICS (ALL GAMES)**

Year	GP	GS	Min	Avg	FG	FGA	Pct	3FG	FGA	Pct	FT	FTA	Pct	Off	Def	TR	Avg	PF	FO	A	TO	Blk	Stl	Pts	Avg
2009-10	35	1	474	13.5	69	128	.539	0	1	.000	50	88	.568	30	74	104	3.0	91	1	9	47	14	13	188	5.4
2010-11	29	26	721	24.9	115	219	.525	0	0	.000	93	138	.674	63	117	180	6.2	90	4	43	44	27	20	323	11.1
2011-12	35	35	1002	28.6	196	380	.516	1	3	.333	139	210	.662	79	190	269	7.7	114	4	73	100	47	51	532	15.2
2012-13	4	4	99	24.8	27	45	.600	1	1	1.000	20	29	.690	6	20	26	6.5	15	0	10	13	9	4	75	18.8
TOTAL	103	66	2296	22.3	407	772	.527	2	5	.400	302	465	.649	178	401	579	5.6	310	9	135	204	97	88	1118	10.9

**CAREER STATISTICS (CONFERENCE GAMES)**

Year	GP	GS	Min	Avg	FG	FGA	Pct	3FG	FGA	Pct	FT	FTA	Pct	Off	Def	TR	Avg	PF	FO	A	TO	Blk	Stl	Pts	Avg
2009-10	15	0	187	12.5	29	63	.460	0	1	.000	22	41	.537	13	35	48	3.2	35	0	3	21	5	6	80	5.3
2010-11	14	14	395	28.2	54	111	.486	0	0	.000	51	74	.689	30	72	102	7.3	46	2	29	25	16	13	159	11.4
2011-12	16	16	491	30.7	103	191	.539	0	0	.000	82	121	.678	37	92	129	8.1	54	2	35	55	25	29	288	18.0
TOTAL	45	30	1073	23.8	186	365	.510	0	1	.000	155	236	.657	80	199	279	6.2	135	4	67	101	46	48	527	11.7



# 1 — RAUL DELGADO 6-2 • 195 • JUNIOR • GUARD • CHIHUAHUA, MEXICO (WESTERN NEBRASKA CC)

**2012-13 SEASON — PPG: 0.0 RPG: 1.3 APG: 0.7 SPG: 0.3 BPG: 0.0 FG%: .000 3FG%: .000 FT%: .000**
**Last Time Out**

- Did not play vs. Notre Dame

 Scan for Delgado's bio on  
BYUcougars.com

**In 2012-13**

- Had 1 assist vs. Florida State
- Totaled 4 rebounds and 1 assist in 10 minutes vs. Georgia State
- Posted 1 steal vs. Tennessee State in first career action at BYU

**Before BYU**

- Played two seasons at Western Nebraska Community College for Russell Beck and was a team captain
- As a sophomore in 2011-12 led WNCC to a 26-7 record, averaged 18.3 points, 3.2 rebounds and 1.8 steals per game while shooting .485 from the field, .433 from three and .768 from the free throw line
- Hit 93 3-pointers on the season and posted season highs of 45 points, 12 threes, 7 assists and 6 steals

**Other**

- Parents are Luis Raul Delgado Torres and Maria de Los Angeles Cruz Muños and has one sister
- Lived with his adoptive family, David and Cheri Erekson and their five children, when he came to the United States

**2012-13 SEASON HIGHS**

PTS	—
1st H	—
2nd H	—
REB	4, Georgia State – 11/13/12
AST	1, GSU – 11/13/12, vs. FSU – 11/16/12
STL	1, Tennessee State – 11/9/12
BLK	—
FGM	—
FGA	1, Georgia State – 11/13/12
3PM	—
3PA	1, Georgia State – 11/13/12
FTM	—
FTA	—

**MISCELLANEOUS**

	12-13	Career
Double-Figure PTS	0 (0-0)	0 (0-0)
20-plus Pts	0 (0-0)	0 (0-0)
Double-Figure REB	0 (0-0)	0 (0-0)
Double-Doubles	0 (0-0)	0 (0-0)
3-plus STL	0 (0-0)	0 (0-0)
3-plus BLK	0 (0-0)	0 (0-0)
3-plus 3-point FG	0 (0-0)	0 (0-0)
Scoring Leader	0 (0-0)	0 (0-0)
Rebound Leader	0 (0-0)	0 (0-0)
Assist Leader	0 (0-0)	0 (0-0)

**2012-13 GAME-BY-GAME**

Opponent	Date	GS	Min	FG	FGA	Pct	3FG	FGA	Pct	FT	FTA	Pct	Off	Def	TR	Avg	PF	FO	A	TO	Blk	Stl	Pts	Avg
TENNESSEE STATE	11/09/12		5	0	0	.000	0	0	.000	0	0	.000	0	0	0	0.0	0	0	0	0	0	1	0	0.0
GEORGIA STATE	11/13/12		10	0	1	.000	0	1	.000	0	0	.000	1	3	4	2.0	2	0	1	0	0	0	0	0.0
vs. Florida State	11/16/12		7	0	2	.000	0	1	.000	0	0	.000	0	0	0	1.3	1	0	1	0	0	0	0	0.0
vs. Notre Dame	11/17/12	DNP																						
UTSA	11/21/12																							
CS NORTHBRIDGE	11/24/12																							
vs. Montana	11/28/12																							
at Iowa State	12/01/12																							
UTAH STATE	12/05/12																							
UTAH	12/08/12																							
at Weber State	12/15/12																							
EASTERN NM	12/18/12																							
at Baylor	12/21/12																							
NORTHERN ARIZONA	12/27/12																							
vs. Virginia Tech	12/29/12																							
LMU	01/03/13																							
at San Francisco	01/05/13																							
PEPPERDINE	01/10/13																							
at Santa Clara	01/12/13																							
SAINT MARY'S	01/16/13																							
SAN DIEGO	01/19/13																							
at Gonzaga	01/24/13																							
at Portland	01/26/13																							
at Pepperdine	01/31/13																							
SANTA CLARA	02/02/13																							
at San Diego	02/07/13																							
SAN FRANCISCO	02/09/13																							
PORTLAND	02/16/13																							
at Saint Mary's	02/21/13																							
GONZAGA	02/28/13																							
at LMU	03/02/13																							
Totals			0	22	0	3	.000	0	2	.000	0	0	.000	1	3	4	1.3	3	0	2	0	1	0	0.0

**CAREER STATISTICS (ALL GAMES)**

Year	GP	GS	Min	Avg	FG	FGA	Pct	3FG	FGA	Pct	FT	FTA	Pct	Off	Def	TR	Avg	PF	FO	A	TO	Blk	Stl	Pts	Avg
2012-13	3	0	22	7.3	0	3	.000	0	2	.000	0	0	.000	1	3	4	1.3	3	0	2	0	0	1	0	0.0
TOTAL	3	0	22	7.3	0	3	.000	0	2	.000	0	0	.000	1	3	4	1.3	3	0	2	0	0	1	0	0.0

**CAREER STATISTICS (CONFERENCE GAMES)**

Year	GP	GS	Min	Avg	FG	FGA	Pct	3FG	FGA	Pct	FT	FTA	Pct	Off	Def	TR	Avg	PF	FO	A	TO	Blk	Stl	Pts	Avg
2012-13	0	0	0	0.0	0	0	.000	0	0	.000	0	0	.000	0	0	0	0.0	0	0	0	0	0	0	0	0.0
TOTAL	0	0	0	0.0	0	0	.000	0	0	.000	0	0	.000	0	0	0	0.0	0	0	0	0	0	0	0	0.0



## 2 — CRAIG CUSICK

6-2 • 185 • SENIOR • GUARD • OREM, UTAH (UTAH)

**2012-13 SEASON — PPG: 6.0 RPG: 2.0 APG: 2.8 SPG: 0.8 BPG: 0.0 FG%: .304 3FG%: .357 FT%: .556****Last Time Out**

- Had 5 points, 2 assists and 1 rebound vs. Notre Dame

**In 2012-13**

- Had 5 points, 2 assists and 1 rebound vs. Notre Dame
- Scored 10 points and added 2 rebounds and 3 assists vs. Florida State
- Scored 6 points and added 4 rebounds and 4 assists against Tennessee State

**In 2011-12**

- Named Academic All-WCC and received Silver Honors on the WCC Commissioner's Honor Roll
- Named to the NABC Honors Court
- Received the Sixth Man Award at the team banquet
- Posted season highs of 12 points, 4 rebounds, 8 assists and 4 steals
- Played in every game and started three

**Other**

- Parents are Randy and Debbie Cusick
- Wife's name is Sadie

Scan for Cusick's bio on  
BYUcougars.com**2012-13 SEASON HIGHS**

PTS	10, vs. Florida State – 11/16/12
1st H	3, Georgia State – 11/13/12
2nd H	10, vs. Florida State – 11/16/12
REB	4, Tennessee State – 11/9/12
AST	4, Tennessee State – 11/9/12
STL	2, Georgia State – 11/13/12
BLK	—
FGM	3, vs. Florida State – 11/16/12
FGA	11, vs. Florida State – 11/16/12
3PM	2, vs. Florida State – 11/16/12
3PA	7, vs. Florida State – 11/16/12
FTM	2, twice, last vs. UND 11/17/12
FTA	5, Tennessee State – 11/9/12

**CAREER HIGHS**

PTS	12, at Portland – 2/4/12
REB	5, vs. Iona – 3/13/12
AST	8, 2 times, last vs. Iona – 3/13/12
STL	4, at Portland – 2/4/12
BLK	—
FGM	4, at Portland – 2/4/12
FGA	11, vs. Florida State – 11/16/12
3PM	3, twice, last vs. Marquette – 3/15/12
3PA	7, vs. Florida State – 11/16/12
FTM	4, twice, last at Pepperdine – 1/21/12
FTA	6, at Pepperdine – 1/21/12

**MISCELLANEOUS**

	12-13	Career
Double-Figure PTS	1 (0-1)	4 (2-2)
20-plus Pts	0 (0-0)	0 (0-0)
Double-Figure REB	0 (0-0)	0 (0-0)
Double-Doubles	0 (0-0)	0 (0-0)
3-plus STL	0 (0-0)	1 (1-0)
3-plus BLK	0 (0-0)	0 (0-0)
3-plus 3-point FG	0 (0-0)	2 (1-1)
Scoring Leader	0 (0-0)	0 (0-0)
Rebound Leader	0 (0-0)	0 (0-0)
Assist Leader	0 (0-0)	6 (3-3)

**2012-13 GAME-BY-GAME**

Opponent	Date	GS	Min	FG	FGA	Pct	3FG	FGA	Pct	FT	FTA	Pct	Off	Def	TR	Avg	PF	FO	A	TO	Blk	Stl	Pts	Avg
TENNESSEE STATE	11/09/12		22	2	4	.500	1	1	1.000	1	5	.200	0	4	4	4.0	0	0	4	3	0	0	6	6.0
GEORGIA STATE	11/13/12		23	1	5	.200	1	4	.250	0	0	.000	0	1	1	2.5	1	0	2	1	0	2	3	4.5
vs. Florida State	11/16/12		30	3	11	.273	2	7	.286	2	2	1.000	1	1	2	2.3	3	0	3	0	0	1	10	6.3
vs. Notre Dame	11/17/12		13	1	3	.333	1	2	.500	2	2	1.000	0	1	1	2.0	2	0	2	1	0	0	5	6.0
UTSA	11/21/12																							
CS NORTHBRIDGE	11/24/12																							
vs. Montana	11/28/12																							
at Iowa State	12/01/12																							
UTAH STATE	12/05/12																							
UTAH	12/08/12																							
at Weber State	12/15/12																							
EASTERN NM	12/18/12																							
at Baylor	12/21/12																							
NORTHERN ARIZONA	12/27/12																							
vs. Virginia Tech	12/29/12																							
LMU	01/03/13																							
at San Francisco	01/05/13																							
PEPPERDINE	01/10/13																							
at Santa Clara	01/12/13																							
SAINT MARY'S	01/16/13																							
SAN DIEGO	01/19/13																							
at Gonzaga	01/24/13																							
at Portland	01/26/13																							
at Pepperdine	01/31/13																							
SANTA CLARA	02/02/13																							
at San Diego	02/07/13																							
SAN FRANCISCO	02/09/13																							
PORTLAND	02/16/13																							
at Saint Mary's	02/21/13																							
GONZAGA	02/28/13																							
at LMU	03/02/13																							
Totals		0	88	7	23	.304	5	14	.357	5	9	.556	1	7	8	2.0	6	0	11	5	0	3	24	6.0

**CAREER STATISTICS (ALL GAMES)**

Year	GP	GS	Min	Avg	FG	FGA	Pct	3FG	FGA	Pct	FT	FTA	Pct	Off	Def	TR	Avg	PF	FO	A	TO	Blk	Stl	Pts	Avg
2011-12	35	3	588	16.8	33	89	.371	22	58	.379	22	34	.647	5	47	52	1.5	39	0	74	25	0	29	110	3.1
2012-13	4	0	88	22.0	7	23	.304	5	14	.357	5	9	.556	1	7	8	2.0	6	0	11	5	0	3	24	6.0
TOTAL	39	3	676	17.3	40	112	.357	27	72	.375	27	43	.628	6	54	60	1.5	45	0	85	30	0	32	134	3.4

**CAREER STATISTICS (CONFERENCE GAMES)**

Year	GP	GS	Min	Avg	FG	FGA	Pct	3FG	FGA	Pct	FT	FTA	Pct	Off	Def	TR	Avg	PF	FO	A	TO	Blk	Stl	Pts	Avg
2011-12	16	0	286	17.9	18	49	.367	14	30	.467	10	16	.625	4	21	25	1.6	17	0	29	12	0	17	60	3.8
TOTAL	16	0	286	17.9	18	49	.367	14	30	.467	10	16	.625	4	21	25	1.6	17	0	29	12	0	17	60	3.8



## 3 — TYLER HAWS

6-5 • 200 • SOPHOMORE • GUARD • ALPINE, UTAH (LONE PEAK HS)

**2012-13 SEASON — PPG: 22.0 RPG: 7.0 APG: 3.8 SPG: 1.8 BPG: 0.3 FG%: .493 3FG%: .357 FT%: .895****Last Time Out**

- Totaled team highs of 21 points and 4 assists against Notre Dame and added 8 rebounds and 2 steals

Scan for Cusick's bio on  
BYUcougars.com**In 2012-13**

- Named to the Acura Coaches vs. Cancer Classic All-Tournament Team
- Totaled team highs of 21 points and 4 assists against Notre Dame and added 8 rebounds and 2 steals
- Posted a near double-double with 23 points, 9 rebounds, 5 steals, 1 block and 3 steals vs. Florida State
- Filled the stat sheet with 22 points, 7 rebounds, 5 assists and 2 steals vs. Georgia State and shot 8 of 12 from the field and 4 of 6 from downtown

**In 2009-10**

- Named to All-MWC Third Team, Academic All-MWC and HoopTV Las Vegas Classic All-Tournament Team
- Named Male Rookie of the Year at the Y Awards and was named team's Most Inspirational Player at the team banquet
- Averaged 11.3 points and 4.2 rebounds and shot .498 from the field, .368 from three and .917 from the free throw line
- Posted season highs of 24 points, 11 rebounds, 6 assists, 4 steals and 2 blocks

**Other**

- Named 5A state MVP as a junior and senior by the Salt Lake Tribune and as a sophomore by the Deseret News
- Led Lone Peak to state titles as a sophomore and junior and a second-place finish as a senior

**2012-13 SEASON HIGHS**

PTS	23, vs. Florida State – 11/16/12
1st H	15, vs. Florida State – 11/16/12
2nd H	17, vs. Notre Dame – 11/17/12
REB	9, vs. Florida State – 11/16/12
AST	5, GSU – 11/13/12, vs. FSU – 11/16/12
STL	3, vs. Florida State – 11/16/12
BLK	1, vs. Florida State – 11/16/12
FGM	10, vs. Florida State – 11/16/12
FGA	20, twice, last vs. UND – 11/17/12
3PM	4, Georgia State – 11/13/12
3PA	6, Georgia State – 11/13/12
FTM	8, Tennessee State – 11/9/12
FTA	9, Tennessee State – 11/9/12

**CAREER HIGHS**

PTS	24, Wyoming – 1/20/10
REB	11, twice, last, at UTEP – 1/9/10
AST	6, Idaho State – 11/17/09
STL	4, Air Force – 2/13/10
BLK	2, Idaho State – 11/17/09
FGM	10, vs. Florida State – 11/16/12
FGA	20, twice, last vs. UND – 11/17/12
3PM	4, Wyoming – 1/20/10, GSU – 11/13/12
3PA	8, New Mexico – 2/27/10
FTM	10, at Wyoming – 2/20/10
FTA	10, twice, last, at Wyoming – 2/20/10

**MISCELLANEOUS**

	12-13	Career
Double-Figure PTS	4 (2-2)	25 (21-4)
20-plus Pts	4 (2-2)	8 (6-2)
Double-Figure REB	0 (0-0)	2 (2-0)
Double-Doubles	0 (0-0)	2 (2-0)
3-plus STL	0 (0-0)	2 (2-0)
3-plus BLK	0 (0-0)	0 (0-0)
3-plus 3-point FG	1 (1-0)	5 (4-1)
Scoring Leader	3 (1-2)	8 (6-2)
Rebound Leader	1 (0-1)	9 (7-2)
Assist Leader	2 (0-2)	5 (3-2)

**2012-13 GAME-BY-GAME**

Opponent	Date	GS	Min	FG	FGA	Pct	3FG	FGA	Pct	FT	FTA	Pct	Off	Def	TR	Avg	PF	FO	A	TO	Blk	Stl	Pts	Avg
TENNESSEE STATE	11/09/12	*	30	7	15	.467	0	2	.000	8	9	.889	0	4	4	4.0	1	0	1	1	0	0	22	22.0
GEORGIA STATE	11/13/12	*	32	8	12	.667	4	6	.667	2	2	1.000	1	6	7	5.5	0	0	5	4	0	2	22	22.0
vs. Florida State	11/16/12	*	35	10	20	.500	1	4	.250	2	2	1.000	6	3	9	6.7	3	0	5	3	1	3	23	22.3
vs. Notre Dame	11/17/12	*	40	8	20	.400	0	2	.000	5	6	.833	2	6	8	7.0	2	0	4	2	0	2	21	22.0
UTSA	11/21/12																							
CS NORTHRIDGE	11/24/12																							
vs. Montana	11/28/12																							
at Iowa State	12/01/12																							
UTAH STATE	12/05/12																							
UTAH	12/08/12																							
at Weber State	12/15/12																							
EASTERN NM	12/18/12																							
at Baylor	12/21/12																							
NORTHERN ARIZONA	12/27/12																							
vs. Virginia Tech	12/29/12																							
LMU	01/03/13																							
at San Francisco	01/05/13																							
PEPPERDINE	01/10/13																							
at Santa Clara	01/12/13																							
SAINT MARY'S	01/16/13																							
SAN DIEGO	01/19/13																							
at Gonzaga	01/24/13																							
at Portland	01/26/13																							
at Pepperdine	01/31/13																							
SANTA CLARA	02/02/13																							
at San Diego	02/07/13																							
SAN FRANCISCO	02/09/13																							
PORTLAND	02/16/13																							
at Saint Mary's	02/21/13																							
GONZAGA	02/28/13																							
at LMU	03/02/13																							
Totals		4	137	33	67	.493	5	14	.357	17	19	.895	9	19	28	7.0	6	0	15	10	1	7	88	22.0

**CAREER STATISTICS (ALL GAMES)**

Year	GP	GS	Min	Avg	FG	FGA	Pct	3FG	FGA	Pct	FT	FTA	Pct	Off	Def	TR	Avg	PF	FO	A	TO	Blk	Stl	Pts	Avg
2009-10	35	33	924	26.4	131	263	.498	25	68	.368	110	120	.917	49	97	146	4.2	53	0	54	41	5	26	397	11.3
2012-13	4	4	137	34.2	33	67	.493	5	14	.357	17	19	.895	9	19	28	7.0	6	0	15	10	1	7	88	22.0
TOTAL	39	37	1061	27.2	164	330	.497	30	82	.366	127	139	.914	58	116	174	4.5	59	0	69	51	6	33	485	12.4

**CAREER STATISTICS (CONFERENCE GAMES)**

Year	GP	GS	Min	Avg	FG	FGA	Pct	3FG	FGA	Pct	FT	FTA	Pct	Off	Def	TR	Avg	PF	FO	A	TO	Blk	Stl	Pts	Avg
2009-10	16	16	424	26.5	57	129	.442	14	37	.378	51	55	.927	24	40	64	4.0	18	0	28	18	2	13	179	11.2
TOTAL	16	16	424	26.5	57	129	.442	14	37	.378	51	55	.927	24	40	64	4.0	18	0	28	18	2	13	179	11.2




**5 — AGUSTIN AMBROSINO 6-8 • 225 • JUNIOR • FORWARD • CORDOBA, ARGENTINA (SALT LAKE CC)**
**2012-13 SEASON — PPG: 0.8 RPG: 0.8 APG: 0.0 SPG: 0.3 BPG: 0.5 FG%: .167 3FG%: .167 FT%: .000**
**Last Time Out**

- Grabbed 2 rebounds in 2 minutes vs. Notre Dame

 Scan for Ambrosino's bio on  
BYUcougars.com

**In 2012-13**

- Grabbed 2 rebounds in 2 minutes vs. Notre Dame
- Had 1 block, 1 steal and 1 rebound vs. Florida State
- Post 3 points in his BYU debut vs. Tennessee State

**Before BYU**

- Played at Salt Lake Community College for Todd Phillips in 2011-12
- Averaged 9.6 points and 5.3 rebounds while shooting .498 from the field, .438 from three and .778 from the free throw line as SLCC went 22-9
- Posted season highs of 22 points and 10 rebounds
- Earned All-SWAC honors

**Other**

- Parents are Nestor Ambrosino and Maria Alejandra Noriega and has two sisters
- His father Nestor played minor league basketball in Argentina

**2012-13 SEASON HIGHS**

PTS	3, Tennessee State – 11/9/12
1st H	3, Tennessee State – 11/9/12
2nd H	—
REB	2, vs. Notre Dame – 11/17/12
AST	—
STL	1, vs. Florida State – 11/16/12
BLK	1, GSU – 11/13/12, vs. FSU – 11/16/12
FGM	1, Tennessee State – 11/9/12
FGA	2, Tennessee State – 11/9/12
3PM	1, Tennessee State – 11/9/12
3PA	2, Tennessee State – 11/9/12
FTM	—
FTA	—

**MISCELLANEOUS**

	12-13	Career
Double-Figure PTS	0 (0-0)	0 (0-0)
20-plus Pts	0 (0-0)	0 (0-0)
Double-Figure REB	0 (0-0)	0 (0-0)
Double-Doubles	0 (0-0)	0 (0-0)
3-plus STL	0 (0-0)	0 (0-0)
3-plus BLK	0 (0-0)	0 (0-0)
3-plus 3-point FG	0 (0-0)	0 (0-0)
Scoring Leader	0 (0-0)	0 (0-0)
Rebound Leader	0 (0-0)	0 (0-0)
Assist Leader	0 (0-0)	0 (0-0)

**2012-13 GAME-BY-GAME**


Opponent	Date	GS	Min	FG	FGA	Pct	3FG	FGA	Pct	FT	FTA	Pct	Off	Def	TR	Avg	PF	FO	A	TO	Blk	Stl	Pts	Avg
TENNESSEE STATE	11/09/12		5	1	2	.500	1	2	.500	0	0	.000	0	0	0	0.0	1	0	0	0	0	0	3	3.0
GEORGIA STATE	11/13/12		7	0	2	.000	0	2	.000	0	0	.000	0	0	0	0.0	1	0	0	0	1	0	0	1.5
vs. Florida State	11/16/12		14	0	1	.000	0	1	.000	0	0	.000	0	1	1	0.3	1	0	0	1	1	1	0	1.0
vs. Notre Dame	11/17/12		2	0	1	.000	0	1	.000	0	0	.000	0	2	2	0.8	0	0	0	1	0	0	0	0.8
UTSA	11/21/12																							
CS NORTHBRIDGE	11/24/12																							
vs. Montana	11/28/12																							
at Iowa State	12/01/12																							
UTAH STATE	12/05/12																							
UTAH	12/08/12																							
at Weber State	12/15/12																							
EASTERN NM	12/18/12																							
at Baylor	12/21/12																							
NORTHERN ARIZONA	12/27/12																							
vs. Virginia Tech	12/29/12																							
LMU	01/03/13																							
at San Francisco	01/05/13																							
PEPPERDINE	01/10/13																							
at Santa Clara	01/12/13																							
SAINT MARY'S	01/16/13																							
SAN DIEGO	01/19/13																							
at Gonzaga	01/24/13																							
at Portland	01/26/13																							
at Pepperdine	01/31/13																							
SANTA CLARA	02/02/13																							
at San Diego	02/07/13																							
SAN FRANCISCO	02/09/13																							
PORTLAND	02/16/13																							
at Saint Mary's	02/21/13																							
GONZAGA	02/28/13																							
at LMU	03/02/13																							
Totals		0	28	1	6	.167	1	6	.167	0	0	.000	0	3	3	0.8	3	0	0	2	2	1	3	0.8

**CAREER STATISTICS (ALL GAMES)**

Year	GP	GS	Min	Avg	FG	FGA	Pct	3FG	FGA	Pct	FT	FTA	Pct	Off	Def	TR	Avg	PF	FO	A	TO	Blk	Stl	Pts	Avg
2012-13	4	0	28	7.0	1	6	.167	1	6	.167	0	0	.000	0	3	3	0.8	3	0	0	2	2	1	3	0.8
TOTAL	4	0	28	7.0	1	6	.167	1	6	.167	0	0	.000	0	3	3	0.8	3	0	0	2	2	1	3	0.8

**CAREER STATISTICS (CONFERENCE GAMES)**

Year	GP	GS	Min	Avg	FG	FGA	Pct	3FG	FGA	Pct	FT	FTA	Pct	Off	Def	TR	Avg	PF	FO	A	TO	Blk	Stl	Pts	Avg
2012-13	0	0	0	0.0	0	0	.000	0	0	.000	0	0	.000	0	0	0	0.0	0	0	0	0	0	0	0	0.0
TOTAL	0	0	0	0.0	0	0	.000	0	0	.000	0	0	.000	0	0	0	0.0	0	0	0	0	0	0	0	0.0



## 10 — MATT CARLINO 6-2 • 175 • SOPHOMORE • GUARD • SCOTTSDALE, ARIZ. (BLOOMINGTON SOUTH HS)

**2012-13 SEASON — PPG: 5.5 RPG: 3.5 APG: 5.5 SPG: 1.8 BPG: 0.0 FG%: .321 3FG%: .077 FT%: .600**

### Last Time Out

- Had 2 points, 3 assists, 2 rebounds and 2 steals vs. Notre Dame

Scan for Carlino's bio on  
BYUcougars.com



### In 2012-13

- Against Georgia State posted 11 points, 7 assists, 4 rebounds and 4 steals
- Posted 9 points, 10 assists and 5 rebounds vs. Tennessee State

### In 2011-12

- Named All-WCC Honorable Mention and to the WCC All-Freshman Team
- Averaged 12.2 points, 4.6 assists, 3.0 rebounds and 1.4 steals and started in 24 of 25 games played
- Posted season highs of 30 points, 7 rebounds, 11 assists and 4 steals
- In league games was 14th in scoring, 4th in assists, T-9th in steals, T-12th in 3-point FGs and 3rd in assist/turnover ratio
- Had 3-plus threes 7 times, 3-plus steals 6 times and 20-plus points 3 times

### Other

- Redshirted at BYU in 2010-11 after transferring from UCLA
- Lists former Utah Jazz great, John Stockton, and New York Yankees' closer Mariano Rivera as his sports heroes
- Led Bloomington South to a 23-1 record while averaging 13.4 points, 5.9 rebounds and 4.3 assists per game

### 2012-13 SEASON HIGHS

PTS	11, Georgia State – 11/13/12
1st H	6, Georgia State – 11/13/12
2nd H	9, Tennessee State – 11/9/12
REB	5, Tennessee State – 11/9/12
AST	10, Tennessee State – 11/9/12
STL	4, Georgia State – 11/13/12
BLK	—
FGM	5, Georgia State – 11/13/12
FGA	9, vs. Florida State – 11/16/12
3PM	1, Georgia State – 11/13/12
3PA	3, Tennessee State – 11/9/12
FTM	3, Tennessee State – 11/9/12
FTA	4, Tennessee State – 11/9/12

### CAREER HIGHS

PTS	30, at San Francisco – 2/16/12
REB	7, twice, last at San Diego – 1/16/12
AST	11, Buffalo – 12/20/11
STL	4, at USF – 2/16/12, GSU – 11/13/12
BLK	1, 7 times, last vs. San Diego – 3/2/12
FGM	13, at San Francisco – 2/16/12
FGA	23, at Gonzaga – 2/23/12
3PM	4, twice, last at USF – 2/16/12
3PA	9, at Gonzaga – 2/23/12
FTM	7, at Portland – 2/4/12
FTA	8, at Portland – 2/4/12

### MISCELLANEOUS

	12-13	Career
Double-Figure PTS	1 (1-0)	16 (11-5)
20-plus Pts	0 (0-0)	3 (3-0)
Double-Figure REB	0 (0-0)	0 (0-0)
Double-Doubles	0 (0-0)	1 (1-0)
3-plus STL	1 (1-0)	7 (7-0)
3-plus BLK	0 (0-0)	0 (0-0)
3-plus 3-point FG	0 (0-0)	7 (4-3)
Scoring Leader	0 (0-0)	4 (2-2)
Rebound Leader	0 (0-0)	0 (0-0)
Assist Leader	2 (2-0)	18 (13-5)

### 2012-13 GAME-BY-GAME


Opponent	Date	GS	Min	FG	FGA	Pct	3FG	FGA	Pct	FT	FTA	Pct	Off	Def	TR	Avg	PF	FO	A	TO	Blk	Stl	Pts	Avg
TENNESSEE STATE	11/09/12	*	30	3	6	.500	0	3	.000	3	4	.750	0	5	5	5.0	2	0	10	4	0	1	9	9.0
GEORGIA STATE	11/13/12	*	32	5	8	.625	1	2	.500	0	0	.000	0	4	4	4.5	1	0	7	4	0	4	11	10.0
vs. Florida State	11/16/12	*	16	0	9	.000	0	4	.000	0	1	.000	2	1	3	4.0	0	0	2	2	0	0	0	6.7
vs. Notre Dame	11/17/12	*	30	1	5	.200	0	4	.000	0	0	.000	0	2	2	3.5	0	0	3	0	0	2	2	5.5
UTSA	11/21/12																							
CS NORTHBRIDGE	11/24/12																							
vs. Montana	11/28/12																							
at Iowa State	12/01/12																							
UTAH STATE	12/05/12																							
UTAH	12/08/12																							
at Weber State	12/15/12																							
EASTERN NM	12/18/12																							
at Baylor	12/21/12																							
NORTHERN ARIZONA	12/27/12																							
vs. Virginia Tech	12/29/12																							
LMU	01/03/13																							
at San Francisco	01/05/13																							
PEPPERDINE	01/10/13																							
at Santa Clara	01/12/13																							
SAINT MARY'S	01/16/13																							
SAN DIEGO	01/19/13																							
at Gonzaga	01/24/13																							
at Portland	01/26/13																							
at Pepperdine	01/31/13																							
SANTA CLARA	02/02/13																							
at San Diego	02/07/13																							
SAN FRANCISCO	02/09/13																							
PORTLAND	02/16/13																							
at Saint Mary's	02/21/13																							
GONZAGA	02/28/13																							
at LMU	03/02/13																							
Totals		4	108	9	28	.321	1	13	.077	3	5	.600	2	12	14	3.5	3	0	22	10	0	7	22	5.5

### CAREER STATISTICS (ALL GAMES)

Year	GP	GS	Min	Avg	FG	FGA	Pct	3FG	FGA	Pct	FT	FTA	Pct	Off	Def	TR	Avg	PF	FO	A	TO	Blk	Stl	Pts	Avg
2011-12	25	24	692	27.7	110	274	.401	41	124	.331	44	58	.759	9	66	75	3.0	58	2	115	75	7	36	305	12.2
2012-13	4	4	108	27.0	9	28	.321	1	13	.077	3	5	.600	2	12	14	3.5	3	0	22	10	0	7	22	5.5
TOTAL	29	28	800	27.6	119	302	.394	42	137	.307	47	63	.746	11	78	89	3.1	61	2	137	85	7	43	327	11.3

### CAREER STATISTICS (CONFERENCE GAMES)

Year	GP	GS	Min	Avg	FG	FGA	Pct	3FG	FGA	Pct	FT	FTA	Pct	Off	Def	TR	Avg	PF	FO	A	TO	Blk	Stl	Pts	Avg
2011-12	16	16	437	27.3	72	177	.407	23	77	.299	29	41	.707	7	43	50	3.1	37	2	74	36	4	22	196	12.3
TOTAL	16	16	437	27.3	72	177	.407	23	77	.299	29	41	.707	7	43	50	3.1	37	2	74	36	4	22	196	12.3



## 12 — JOSH SHARP

6-7 • 185 • SOPHOMORE • FORWARD • HIGHLAND, UTAH (UTAH)

**2012-13 SEASON — PPG: 4.5 RPG: 5.3 APG: 0.5 SPG: 0.3 BPG: 0.8 FG%: .467 3FG%: .000 FT%: .800****Last Time Out**

- Tied his career high with 7 points and a set a new career high with 10 rebounds vs. Notre Dame

**In 2012-13**

- Tied his career high with 7 points and a set a new career high with 10 rebounds vs. Notre Dame
- Scored 4 points and added 6 rebounds and 1 steal vs. Georgia State
- Posted 7 points, 3 rebounds and a career-high 2 blocks vs. Tennessee State

**In 2011-12**

- Played in 28 games
- Received Bronze Honors on the WCC Commissioner's Honor Roll
- Posted season highs of 5 points, 6 rebounds, 3 assists, 1 block and 1 steal
- Averaged 1.2 points and 1.4 rebounds

**Other**

- Parents are Joe and Debbie Sharp
- Wife's name is Jordan
- Served a mission for The Church of Jesus Christ of Latter-day Saints in Houston

Scan for Sharp's bio on  
BYUcougars.com**2012-13 SEASON HIGHS**

PTS	7, TSU – 11/9/12, vs. UND – 11/17/12
1st H	5, vs. Notre Dame – 11/17/12
2nd H	4, Georgia State – 11/13/12
REB	10, vs. Notre Dame – 11/17/12
AST	1, TSU – 11/9/12, vs. UND – 11/17/12
STL	1, Georgia State – 11/13/12
BLK	2, Tennessee State – 11/9/12
FGM	3, Tennessee State – 11/9/12
FGA	6, vs. Notre Dame – 11/17/12
3PM	—
3PA	1, vs. Notre Dame – 11/17/12
FTM	3, vs. Notre Dame – 11/17/12
FTA	3, vs. Notre Dame – 11/17/12

**CAREER HIGHS**

PTS	7, TSU – 11/9/12, vs. UND – 11/17/12
REB	10, vs. Notre Dame – 11/17/12
AST	3, Longwood – 11/18/11
STL	1, 5 times, last, GSU – 11/13/12
BLK	2, Tennessee State – 11/9/12
FGM	3, Tennessee State – 11/9/12
FGA	6, vs. Notre Dame – 11/17/12
3PM	1, Prairie View A&M – 11/22/11
3PA	1, six times, last, vs. UND – 11/17/12
FTM	3, Pepp – 2/11/12, vs. UND – 11/17/12
FTA	4, twice, last, Pepperdine – 2/11/12

**MISCELLANEOUS**

	12-13	Career
Double-Figure PTS	0 (0-0)	0 (0-0)
20-plus Pts	0 (0-0)	0 (0-0)
Double-Figure REB	1 (0-1)	1 (0-1)
Double-Doubles	0 (0-0)	0 (0-0)
3-plus STL	0 (0-0)	0 (0-0)
3-plus BLK	0 (0-0)	0 (0-0)
3-plus 3-point FG	0 (0-0)	0 (0-0)
Scoring Leader	0 (0-0)	0 (0-0)
Rebound Leader	1 (0-1)	1 (0-1)
Assist Leader	0 (0-0)	0 (0-0)

**2012-13 GAME-BY-GAME**


Opponent	Date	GS	Min	FG	FGA	Pct	3FG	FGA	Pct	FT	FTA	Pct	Off	Def	TR	Avg	PF	FO	A	TO	Blk	Stl	Pts	Avg
TENNESSEE STATE	11/09/12	*	26	3	5	.600	0	0	.000	1	2	.500	1	2	3	3.0	3	0	1	3	2	0	7	7.0
GEORGIA STATE	11/13/12	*	25	2	4	.500	0	0	.000	0	0	.000	3	3	6	4.5	2	0	0	1	0	1	4	5.5
vs. Florida State	11/16/12	*	9	0	0	.000	0	0	.000	0	0	.000	0	0	0	3.0	3	0	0	0	1	0	0	3.7
vs. Notre Dame	11/17/12	*	38	2	6	.333	0	1	.000	3	3	1.000	7	3	10	4.8	3	0	1	1	0	0	7	4.5
UTSA	11/21/12																							
CS NORTHBRIDGE	11/24/12																							
vs. Montana	11/28/12																							
at Iowa State	12/01/12																							
UTAH STATE	12/05/12																							
UTAH	12/08/12																							
at Weber State	12/15/12																							
EASTERN NM	12/18/12																							
at Baylor	12/21/12																							
NORTHERN ARIZONA	12/27/12																							
vs. Virginia Tech	12/29/12																							
LMU	01/03/13																							
at San Francisco	01/05/13																							
PEPPERDINE	01/10/13																							
at Santa Clara	01/12/13																							
SAINT MARY'S	01/16/13																							
SAN DIEGO	01/19/13																							
at Gonzaga	01/24/13																							
at Portland	01/26/13																							
at Pepperdine	01/31/13																							
SANTA CLARA	02/02/13																							
at San Diego	02/07/13																							
SAN FRANCISCO	02/09/13																							
PORTLAND	02/16/13																							
at Saint Mary's	02/21/13																							
GONZAGA	02/28/13																							
at LMU	03/02/13																							
Totals		4	98	7	15	.467	0	1	.000	4	5	.800	11	8	19	4.8	11	0	2	5	3	1	18	4.5

**CAREER STATISTICS (ALL GAMES)**

Year	GP	GS	Min	Avg	FG	FGA	Pct	3FG	FGA	Pct	FT	FTA	Pct	Off	Def	TR	Avg	PF	FO	A	TO	Blk	Stl	Pts	Avg
2011-12	28	0	197	7.0	9	23	.391	1	5	.200	14	23	.609	16	22	38	1.4	21	0	12	12	3	4	33	1.2
2012-13	4	4	98	24.5	7	15	.467	0	1	.000	4	5	.800	11	8	19	4.8	11	0	2	5	3	1	18	4.5
TOTAL	32	4	295	9.2	16	38	.421	1	6	.167	18	28	.643	27	30	57	1.8	32	0	14	17	6	5	51	1.6

**CAREER STATISTICS (CONFERENCE GAMES)**

Year	GP	GS	Min	Avg	FG	FGA	Pct	3FG	FGA	Pct	FT	FTA	Pct	Off	Def	TR	Avg	PF	FO	A	TO	Blk	Stl	Pts	Avg
2011-12	13	0	63	4.8	0	4	.000	0	1	.000	10	14	.714	6	4	10	0.8	7	0	3	2	3	2	10	0.8
TOTAL	13	0	63	4.8	0	4	.000	0	1	.000	10	14	.714	6	4	10	0.8	7	0	3	2	3	2	10	0.8



## 13 — BROCK ZYLSTRA

6-6 • 210 • SENIOR • GUARD • LA VERNE, CALIF. (BONITA HS)

**2012-13 SEASON — PPG: 9.8 RPG: 3.3 APG: 2.3 SPG: 1.3 BPG: 0.0 FG%: .424 3FG%: .444 FT%: 1.000****Last Time Out**

- Had 10 points, 4 rebounds and 3 assists vs. Notre Dame

Scan for Zylstra's bio on  
BYUcougars.com**In 2012-13**

- Had 10 points, 4 rebounds and 3 assists vs. Notre Dame
- Against Florida State had 10 points, 3 rebounds, 4 assists and 4 steals
- Scored 8 points and added 2 rebounds, one steal and one assist vs. Georgia State
- Against Tennessee State posted 11 points, 4 rebounds and 1 assist and hit 2 threes

**In 2011-12**

- Received the Most Improved Player Award at the team banquet
- Received Bronze Honors on the WCC Commissioner's Honor Roll
- Was 8th in the WCC in 3-point FG percentage, 10th in steals and 3-point FGs made and 15th in defensive rebounds
- Posted season highs of 26 points, 9 rebounds, 5 assists and 4 steals

**Other**

- Parents are Dave and Maxine Zylstra
- Wife's name is Sarah and they have a daughter, Sophia

**2012-13 SEASON HIGHS**

PTS	11, Tennessee State – 11/9/12
1st H	10, vs. Notre Dame – 11/17/12
2nd H	8, Tennessee State – 11/9/12
REB	4, TSU – 11/9/12, vs. UND – 11/17/12
AST	4, vs. Florida State – 11/16/12
STL	4, vs. Florida State – 11/16/12
BLK	—
FGM	4, TSU – 11/9/12, vs. UND – 11/17/12
FGA	10, vs. Florida State – 11/16/12
3PM	2, four times, last vs. UND – 11/17/12
3PA	5, GSU – 11/13/12, vs. FSU – 11/16/12
FTM	2, vs. Florida State – 11/16/12
FTA	2, vs. Florida State – 11/16/12

**CAREER HIGHS**

PTS	26, Buffalo -- 12/20/11
REB	9, Portland – 2/25/12
AST	5, UCSB -- 12/22/11
STL	4, three times, last vs. FSU – 11/16/12
BLK	1, 8 times, last, vs. Marquette – 3/15/12
FGM	9, Buffalo -- 12/20/11
FGA	16, Buffalo -- 12/20/11
3PM	6, vs. San Francisco – 1/7/12
3PA	10, Buffalo -- 12/20/11
FTM	6, at Portland – 2/4/12
FTA	9, at Portland – 2/4/12

**MISCELLANEOUS**

	12-13	Career
Double-Figure PTS	3 (1-2)	12 (10-2)
20-plus Pts	0 (0-0)	4 (4-0)
Double-Figure REB	0 (0-0)	0 (0-0)
Double-Doubles	0 (0-0)	0 (0-0)
3-plus STL	1 (0-1)	4 (2-2)
3-plus BLK	0 (0-0)	0 (0-0)
3-plus 3-point FG	0 (0-0)	7 (7-0)
Scoring Leader	0 (0-0)	4 (4-0)
Rebound Leader	0 (0-0)	2 (2-0)
Assist Leader	0 (0-0)	1 (0-1)

**2012-13 GAME-BY-GAME**

Opponent	Date	GS	Min	FG	FGA	Pct	3FG	FGA	Pct	FT	FTA	Pct	Off	Def	TR	Avg	PF	FO	A	TO	Blk	Stl	Pts	Avg
TENNESSEE STATE	11/09/12	*	22	4	7	.571	2	4	.500	1	1	1.000	0	4	4	4.0	2	0	1	1	0	0	11	11.0
GEORGIA STATE	11/13/12	*	16	3	7	.429	2	5	.400	0	0	.000	0	2	2	3.0	3	0	1	1	0	1	8	9.5
vs. Florida State	11/16/12	*	31	3	10	.300	2	5	.400	2	2	1.000	1	2	3	3.0	3	0	4	0	0	4	10	9.7
vs. Notre Dame	11/17/12	*	35	4	9	.444	2	4	.500	0	0	.000	0	4	4	3.3	3	0	3	2	0	0	10	9.8
UTSA	11/21/12																							
CS NORTHBRIDGE	11/24/12																							
vs. Montana	11/28/12																							
at Iowa State	12/01/12																							
UTAH STATE	12/05/12																							
UTAH	12/08/12																							
at Weber State	12/15/12																							
EASTERN NM	12/18/12																							
at Baylor	12/21/12																							
NORTHERN ARIZONA	12/27/12																							
vs. Virginia Tech	12/29/12																							
LMU	01/03/13																							
at San Francisco	01/05/13																							
PEPPERDINE	01/10/13																							
at Santa Clara	01/12/13																							
SAINT MARY'S	01/16/13																							
SAN DIEGO	01/19/13																							
at Gonzaga	01/24/13																							
at Portland	01/26/13																							
at Pepperdine	01/31/13																							
SANTA CLARA	02/02/13																							
at San Diego	02/07/13																							
SAN FRANCISCO	02/09/13																							
PORTLAND	02/16/13																							
at Saint Mary's	02/21/13																							
GONZAGA	02/28/13																							
at LMU	03/02/13																							
Totals		4	104	14	33	.424	8	18	.444	3	3	1.000	1	12	13	3.3	11	0	9	4	0	5	39	9.8

**CAREER STATISTICS (ALL GAMES)**

Year	GP	GS	Min	Avg	FG	FGA	Pct	3FG	FGA	Pct	FT	FTA	Pct	Off	Def	TR	Avg	PF	FO	A	TO	Blk	Stl	Pts	Avg
2009-10	20	0	63	3.2	7	18	.389	0	3	.000	5	8	.625	2	11	13	0.7	4	0	2	4	1	1	19	1.0
2010-11	29	0	150	5.2	10	32	.313	6	22	.273	7	12	.583	5	19	24	0.8	13	0	9	4	0	8	33	1.1
2011-12	34	28	959	28.2	97	213	.455	50	133	.376	38	59	.644	32	115	147	4.3	60	0	64	48	7	40	282	8.3
2012-13	4	4	104	26.0	14	33	.424	8	18	.444	3	3	1.000	1	12	13	3.3	11	0	9	4	0	5	39	9.8
TOTAL	87	32	1276	14.7	128	296	.432	64	176	.364	53	82	.646	40	157	197	2.3	88	0	84	60	8	54	373	4.3

**CAREER STATISTICS (CONFERENCE GAMES)**

Year	GP	GS	Min	Avg	FG	FGA	Pct	3FG	FGA	Pct	FT	FTA	Pct	Off	Def	TR	Avg	PF	FO	A	TO	Blk	Stl	Pts	Avg
2009-10	8	0	24	3.0	3	7	.429	0	1	.000	2	4	.500	1	1	2	0.3	2	0	1	2	0	0	8	1.0
2010-11	11	0	40	3.6	2	7	.286	0	3	.000	3	7	.429	2	5	7	0.6	4	0	2	0	0	2	7	0.6
2011-12	15	9	426	28.4	41	88	.466	20	57	.351	20	33	.606	17	57	74	4.9	27	0	23	19	2	17	122	8.1
TOTAL	34	9	490	14.4	46	102	.451	20	61	.328	25	44	.568	20	63	83	2.4	33	0	26	21	2	19	137	4.0



## 20 — ANSON WINDER

6-3 • 195 • SOPHOMORE • GUARD • LAS VEGAS, NEV. (BISHOP GORMAN HS)

2012-13 SEASON — PPG: 0.0 RPG: 0.0 APG: 0.0 SPG: 0.0 BPG: 0.0 FG%: .000 3FG%: .000 FT%: .000

## Last Time Out

- Did not play vs. Notre Dame

Scan for Winder's bio on  
BYUcougars.com

## In 2012-13

- Saw first action of the season against Florida State
- Did not play vs. Tennessee State due to a sprained ankle

## In 2011-12

- Started 15 times and played in 34 games
- Posted season highs of 20 points, 4 rebounds, 9 assists, 4 steals and 2 blocks
- Was 14th in the WCC in steals
- Was BYU's assist leader in 7 games, scored in double figures 5 times and had 3-plus steals 7 times

## Other

- Parents are Chuck Winder and Teresa Williams
- Also recruited by Nevada, SMU, Portland, UC Riverside and Idaho
- Helped lead Bishop Gorman to back-to-back Nevada 4A state titles
- Averaged 17 points and seven boards as a senior and led Bishop Gorman to a 30-2 record

## 2012-13 SEASON HIGHS

PTS	—
1st H	—
2nd H	—
REB	—
AST	—
STL	—
BLK	—
FGM	—
FGA	—
3PM	—
3PA	—
FTM	—
FTA	—

## CAREER HIGHS

PTS	20, Buffalo — 12/20/11
REB	6, at San Francisco — 2/16/12
AST	9, vs Northern Arizona — 11/30/11
STL	4, vs Nevada — 11/25/11
BLK	2, vs Northern Arizona — 11/30/11
FGM	7, Buffalo — 12/20/11
FGA	9, vs Nevada — 11/25/11
3PM	6, Buffalo — 12/20/11
3PA	7, twice, last, Pepperdine — 2/11/12
FTM	3, twice, last, UCSB — 12/22/11
FTA	5, Longwood — 11/18/11

## MISCELLANEOUS

	12-13	Career
Double-Figure PTS	0 (0-0)	5 (5-0)
20-plus Pts	0 (0-0)	1 (1-0)
Double-Figure REB	0 (0-0)	0 (0-0)
Double-Doubles	0 (0-0)	0 (0-0)
3-plus STL	0 (0-0)	7 (5-2)
3-plus BLK	0 (0-0)	0 (0-0)
3-plus 3-point FG	0 (0-0)	2 (2-0)
Scoring Leader	0 (0-0)	0 (0-0)
Rebound Leader	0 (0-0)	1 (1-0)
Assist Leader	0 (0-0)	7 (7-0)

## 2012-13 GAME-BY-GAME

Opponent	Date	GS	Min	FG	FGA	Pct	3FG	FGA	Pct	FT	FTA	Pct	Off	Def	TR	Avg	PF	FO	A	TO	Blk	Stl	Pts	Avg
TENNESSEE STATE	11/09/12	DNP																						
GEORGIA STATE	11/13/12	DNP																						
vs. Florida State	11/16/12		1	0	0	.000	0	0	.000	0	0	.000	0	0	0	0.0	1	0	0	0	0	0	0	0.0
vs. Notre Dame	11/17/12	DNP																						
UTSA	11/21/12																							
CS NORTHBRIDGE	11/24/12																							
vs. Montana	11/28/12																							
at Iowa State	12/01/12																							
UTAH STATE	12/05/12																							
UTAH	12/08/12																							
at Weber State	12/15/12																							
EASTERN NM	12/18/12																							
at Baylor	12/21/12																							
NORTHERN ARIZONA	12/27/12																							
vs. Virginia Tech	12/29/12																							
LMU	01/03/13																							
at San Francisco	01/05/13																							
PEPPERDINE	01/10/13																							
at Santa Clara	01/12/13																							
SAINT MARY'S	01/16/13																							
SAN DIEGO	01/19/13																							
at Gonzaga	01/24/13																							
at Portland	01/26/13																							
at Pepperdine	01/31/13																							
SANTA CLARA	02/02/13																							
at San Diego	02/07/13																							
SAN FRANCISCO	02/09/13																							
PORTLAND	02/16/13																							
at Saint Mary's	02/21/13																							
GONZAGA	02/28/13																							
at LMU	03/02/13																							
Totals			0	1	0	0	.000	0	0	.000	0	0	.000	0	0	0	0.0	1	0	0	0	0	0	0.0


## CAREER STATISTICS (ALL GAMES)

Year	GP	GS	Min	Avg	FG	FGA	Pct	3FG	FGA	Pct	FT	FTA	Pct	Off	Def	TR	Avg	PF	FO	A	TO	Blk	Stl	Pts	Avg
2011-12	34	15	551	16.2	48	131	.366	25	84	.298	26	41	.634	3	50	53	1.6	40	0	57	32	3	35	147	4.3
2012-13	1	0	1	1.0	0	0	.000	0	0	.000	0	0	.000	0	0	0	0.0	1	0	0	0	0	0	0	0.0
TOTAL	35	15	552	15.8	48	131	.366	25	84	.298	26	41	.634	3	50	53	1.5	41	0	57	32	3	35	147	4.2

## CAREER STATISTICS (CONFERENCE GAMES)

Year	GP	GS	Min	Avg	FG	FGA	Pct	3FG	FGA	Pct	FT	FTA	Pct	Off	Def	TR	Avg	PF	FO	A	TO	Blk	Stl	Pts	Avg
2011-12	16	7	238	14.9	23	62	.371	10	36	.278	11	14	.786	1	26	27	1.7	26	0	19	11	0	20	67	4.2
TOTAL	16	7	238	14.9	23	62	.371	10	36	.278	11	14	.786	1	26	27	1.7	26	0	19	11	0	20	67	4.2





## 23 — CORY CALVERT

6-3 • 185 • FRESHMAN • GUARD • PARKER, COLO. (CHAPARRAL HS)

**2012-13 SEASON — PPG: 1.8 RPG: 0.3 APG: 0.5 SPG: 0.0 BPG: 0.0 FG%: .333 3FG%: .333 FT%: .000****Last Time Out**

- Played 2 minutes against Notre Dame

**In 2012-13**

- Scored 4 points and dished out 2 assists vs. Florida State
- Posted 3 points and 1 rebound vs. Tennessee State

**Before BYU**

- Prepped at Chaparral High School for Rob Johnson
- Named the 2012 5A MVP in Colorado by the Denver Post and MaxPreps.com
- Named first-team all-state, Continental League Player of the Year and the Joint Effort Co-Player of the Year
- Led Chaparral to the 2012 5A state title and a 25-3 record while averaging 22.3 points, 6.0 rebounds and 5.1 assists

Scan for Calvert's bio on  
BYUcougars.com**2012-13 SEASON HIGHS**

PTS	4, vs. Florida State – 11/16/12
1st H	—
2nd H	4, vs. Florida State – 11/16/12
REB	1, Tennessee State – 11/9/12
AST	2, vs. Florida State – 11/16/12
STL	—
BLK	—
FGM	2, vs. Florida State – 11/16/12
FGA	5, vs. Florida State – 11/16/12
3PM	1, Tennessee State – 11/9/12
3PA	2, Tennessee State – 11/9/12
FTM	—
FTA	—

**MISCELLANEOUS**

	12-13	Career
Double-Figure PTS	0 (0-0)	0 (0-0)
20-plus Pts	0 (0-0)	0 (0-0)
Double-Figure REB	0 (0-0)	0 (0-0)
Double-Doubles	0 (0-0)	0 (0-0)
3-plus STL	0 (0-0)	0 (0-0)
3-plus BLK	0 (0-0)	0 (0-0)
3-plus 3-point FG	0 (0-0)	0 (0-0)
Scoring Leader	0 (0-0)	0 (0-0)
Rebound Leader	0 (0-0)	0 (0-0)
Assist Leader	0 (0-0)	0 (0-0)

**2012-13 GAME-BY-GAME**


Opponent	Date	GS	Min	FG	FGA	Pct	3FG	FGA	Pct	FT	FTA	Pct	Off	Def	TR	Avg	PF	FO	A	TO	Blk	Stl	Pts	Avg
TENNESSEE STATE	11/09/12		10	1	3	.333	1	2	.500	0	0	.000	0	1	1	1.0	0	0	0	0	0	0	3	3.0
GEORGIA STATE	11/13/12		8	0	1	.000	0	0	.000	0	0	.000	0	0	0	0.5	0	0	0	0	0	0	0	1.5
vs. Florida State	11/16/12		12	2	5	.400	0	1	.000	0	0	.000	0	0	0	0.3	3	0	2	1	0	0	4	2.3
vs. Notre Dame	11/17/12		2	0	0	.000	0	0	.000	0	0	.000	0	0	0	0.3	1	0	0	0	0	0	0	1.8
UTSA	11/21/12																							
CS NORTHBRIDGE	11/24/12																							
vs. Montana	11/28/12																							
at Iowa State	12/01/12																							
UTAH STATE	12/05/12																							
UTAH	12/08/12																							
at Weber State	12/15/12																							
EASTERN NM	12/18/12																							
at Baylor	12/21/12																							
NORTHERN ARIZONA	12/27/12																							
vs. Virginia Tech	12/29/12																							
LMU	01/03/13																							
at San Francisco	01/05/13																							
PEPPERDINE	01/10/13																							
at Santa Clara	01/12/13																							
SAINT MARY'S	01/16/13																							
SAN DIEGO	01/19/13																							
at Gonzaga	01/24/13																							
at Portland	01/26/13																							
at Pepperdine	01/31/13																							
SANTA CLARA	02/02/13																							
at San Diego	02/07/13																							
SAN FRANCISCO	02/09/13																							
PORTLAND	02/16/13																							
at Saint Mary's	02/21/13																							
GONZAGA	02/28/13																							
at LMU	03/02/13																							
Totals			0	32	3	9	.333	1	3	.333	0	0	.000	0	1	1	0.3	4	0	2	1	0	7	1.8

**CAREER STATISTICS (ALL GAMES)**

Year	GP	GS	Min	Avg	FG	FGA	Pct	3FG	FGA	Pct	FT	FTA	Pct	Off	Def	TR	Avg	PF	FO	A	TO	Blk	Stl	Pts	Avg
2012-13	4	0	32	8.0	3	9	.333	1	3	.333	0	0	.000	0	1	1	0.3	4	0	2	1	0	0	7	1.8
TOTAL	4	0	32	8.0	3	9	.333	1	3	.333	0	0	.000	0	1	1	0.3	4	0	2	1	0	0	7	1.8

**CAREER STATISTICS (CONFERENCE GAMES)**

Year	GP	GS	Min	Avg	FG	FGA	Pct	3FG	FGA	Pct	FT	FTA	Pct	Off	Def	TR	Avg	PF	FO	A	TO	Blk	Stl	Pts	Avg
2012-13	0	0	0	0.0	0	0	.000	0	0	.000	0	0	.000	0	0	0	0.0	0	0	0	0	0	0	0	0.0
TOTAL	0	0	0	0.0	0	0	.000	0	0	.000	0	0	.000	0	0	0	0.0	0	0	0	0	0	0	0	0.0



## 33 — NATE AUSTIN

6-11 • 230 • SOPHOMORE • FORWARD • ALPINE, UTAH (LONE PEAK HS)

**2012-13 SEASON — PPG: 4.0 RPG: 5.3 APG: 0.5 SPG: 0.3 BPG: 1.0 FG%: .350 3FG%: .000 FT%: .500****Last Time Out**

- Had 4 points and 2 rebounds vs. Notre Dame

Scan for Austin's bio on  
BYUcougars.com**In 2012-13**

- Had 4 points, 8 rebounds and 1 steal vs. Florida State
- Had 4 points, 4 boards, 2 assists and 2 blocks against Georgia State
- Totaled 4 points, 7 rebounds and 2 blocks vs. Tennessee State

**In 2011-12**

- Played in every game this season and started 1 game
- Posted season highs of 15 points, 10 rebounds, 3 assists and 2 blocks
- Tied for 10th in the WCC in offensive rebounds in league games
- Career-high 15 points came on 7 of 8 shooting vs. Weber State
- Hit 3-pointers in four-straight games (Northern Arizona, Oregon, Weber State, Utah)

**Other**

- Served a mission for The Church of Jesus Christ of Latter-day Saints in McAllen, Texas
- Also recruited by Boise State and Utah State

**2012-13 SEASON HIGHS**

PTS	4, four times, last vs. UND – 11/17/12
1st H	4, three times, last vs. FSU – 11/16/12
2nd H	2, vs. Notre Dame – 11/17/12
REB	8, vs. Florida State – 11/16/12
AST	2, Georgia State – 11/13/12
STL	1, vs. Florida State – 11/16/12
BLK	2, TSU – 11/9/12, GSU – 11/13/12
FGM	2, three times, last vs. UND – 11/17/12
FGA	6, vs. Florida State – 11/16/12
3PM	—
3PA	1, vs. Florida State – 11/16/12
FTM	2, vs. Florida State – 11/16/12
FTA	4, vs. Florida State – 11/16/12

**CAREER HIGHS**

PTS	15, Weber State -- 12/07/11
REB	10, at Gonzaga -- 2/23/12
AST	3, vs. San Diego -- 3/2/12
STL	1, 10 times, last vs. FSU – 11/16/12
BLK	2, four times, last, GSU – 11/13/12
FGM	7, Weber State -- 12/07/11
FGA	8, Weber State -- 12/07/11
3PM	1, 7 times, last, vs. Iona – 3/13/12
3PA	2, 8 times, last, vs. Iona – 3/13/12
FTM	3, Buffalo -- 12/20/11
FTA	4, 4 times, last vs. FSU – 11/16/12

**MISCELLANEOUS**

	12-13	Career
Double-Figure PTS	0 (0-0)	3 (2-1)
20-plus Pts	0 (0-0)	0 (0-0)
Double-Figure REB	0 (0-0)	0 (0-0)
Double-Doubles	0 (0-0)	0 (0-0)
3-plus STL	0 (0-0)	1 (1-0)
3-plus BLK	0 (0-0)	0 (0-0)
3-plus 3-point FG	0 (0-0)	2 (1-1)
Scoring Leader	0 (0-0)	0 (0-0)
Rebound Leader	1 (1-0)	1 (1-0)
Assist Leader	0 (0-0)	6 (3-3)

**2012-13 GAME-BY-GAME**


Opponent	Date	GS	Min	FG	FGA	Pct	3FG	FGA	Pct	FT	FTA	Pct	Off	Def	TR	Avg	PF	FO	A	TO	Blk	Stl	Pts	Avg
TENNESSEE STATE	11/09/12		17	2	4	.500	0	0	.000	0	0	.000	1	6	7	7.0	4	0	0	0	2	0	4	4.0
GEORGIA STATE	11/13/12		16	2	5	.400	0	0	.000	0	0	.000	0	4	4	5.5	1	0	2	1	2	0	4	4.0
vs. Florida State	11/16/12		22	1	6	.167	0	1	.000	2	4	.500	6	2	8	6.3	2	0	0	1	0	1	4	4.0
vs. Notre Dame	11/17/12		11	2	5	.400	0	0	.000	0	0	.000	2	0	2	5.3	2	0	0	0	0	0	4	4.0
UTSA	11/21/12																							
CS NORTHBRIDGE	11/24/12																							
vs. Montana	11/28/12																							
at Iowa State	12/01/12																							
UTAH STATE	12/05/12																							
UTAH	12/08/12																							
at Weber State	12/15/12																							
EASTERN NM	12/18/12																							
at Baylor	12/21/12																							
NORTHERN ARIZONA	12/27/12																							
vs. Virginia Tech	12/29/12																							
LMU	01/03/13																							
at San Francisco	01/05/13																							
PEPPERDINE	01/10/13																							
at Santa Clara	01/12/13																							
SAINT MARY'S	01/16/13																							
SAN DIEGO	01/19/13																							
at Gonzaga	01/24/13																							
at Portland	01/26/13																							
at Pepperdine	01/31/13																							
SANTA CLARA	02/02/13																							
at San Diego	02/07/13																							
SAN FRANCISCO	02/09/13																							
PORTLAND	02/16/13																							
at Saint Mary's	02/21/13																							
GONZAGA	02/28/13																							
at LMU	03/02/13																							
Totals		0	66	7	20	.350	0	1	.000	2	4	.500	9	12	21	5.3	9	0	2	2	4	1	16	4.0

**CAREER STATISTICS (ALL GAMES)**

Year	GP	GS	Min	Avg	FG	FGA	Pct	3FG	FGA	Pct	FT	FTA	Pct	Off	Def	TR	Avg	PF	FO	A	TO	Blk	Stl	Pts	Avg
2011-12	35	1	450	12.9	58	107	.542	7	23	.304	20	39	.513	53	79	132	3.8	95	6	19	20	15	9	143	4.1
2012-13	4	0	66	16.5	7	20	.350	0	1	.000	2	4	.500	9	12	21	5.3	9	0	2	2	4	1	16	4.0
TOTAL	39	1	516	13.2	65	127	.512	7	24	.292	22	43	.512	62	91	153	3.9	104	6	21	22	19	10	159	4.1

**CAREER STATISTICS (CONFERENCE GAMES)**

Year	GP	GS	Min	Avg	FG	FGA	Pct	3FG	FGA	Pct	FT	FTA	Pct	Off	Def	TR	Avg	PF	FO	A	TO	Blk	Stl	Pts	Avg
2011-12	16	1	230	14.4	28	52	.538	2	10	.200	12	22	.545	33	36	69	4.3	48	4	9	8	5	5	70	4.4
TOTAL	16	1	230	14.4	28	52	.538	2	10	.200	12	22	.545	33	36	69	4.3	48	4	9	8	5	5	70	4.4



## 42 — IAN HARWARD

6-11 • 215 • FRESHMAN • CENTER • OREM, UTAH (OREM HS)

**2012-13 SEASON — PPG: 1.8 RPG: 0.5 APG: 0.0 SPG: 0.3 BPG: 0.0 FG%: .500 3FG%: .000 FT%: .750****Last Time Out**

- Scored 7 points vs. Notre Dame on 2 of 3 shooting from the field and 3 of 4 shooting from the free throw line and added 1 steal

Scan for Harward's bio on  
BYUcougars.com**In 2012-13**

- Had 1 rebound vs. Florida State and 1 vs. Georgia State

**Before BYU**

- Helped Orem to a 15-7 record
- Averaged 14.0 points per game
- Played for Mike O'Connor and Mike Conner
- Played for the Pump 'N Run AAU team run by John Palica and coached by O'Connor and Todd Phillips
- Registered 35 points, 13 rebounds and 10 blocks in a Tri-City Tournament game near Seattle

**Other**

- Parents are Brad and Alice Harward
- Wife's name is Sarah
- Served a mission for The Church of Jesus Christ of Latter-day Saints in San Antonio, Texas

**2012-13 SEASON HIGHS**

PTS	7, vs. Notre Dame – 11/17/12
1st H	7, vs. Notre Dame – 11/17/12
2nd H	—
REB	1, GSU – 11/13/12, vs. FSU – 11/16/12
AST	—
STL	1, vs. Notre Dame – 11/17/12
BLK	—
FGM	2, vs. Notre Dame – 11/17/12
FGA	3, vs. Notre Dame – 11/17/12
3PM	—
3PA	—
FTM	3, vs. Notre Dame – 11/17/12
FTA	4, vs. Notre Dame – 11/17/12

**MISCELLANEOUS**

	12-13	Career
Double-Figure PTS	0 (0-0)	0 (0-0)
20-plus Pts	0 (0-0)	0 (0-0)
Double-Figure REB	0 (0-0)	0 (0-0)
Double-Doubles	0 (0-0)	0 (0-0)
3-plus STL	0 (0-0)	0 (0-0)
3-plus BLK	0 (0-0)	0 (0-0)
3-plus 3-point FG	0 (0-0)	0 (0-0)
Scoring Leader	0 (0-0)	0 (0-0)
Rebound Leader	0 (0-0)	0 (0-0)
Assist Leader	0 (0-0)	0 (0-0)

**2012-13 GAME-BY-GAME**

Opponent	Date	GS	Min	FG	FGA	Pct	3FG	FGA	Pct	FT	FTA	Pct	Off	Def	TR	Avg	PF	FO	A	TO	Blk	Stl	Pts	Avg
TENNESSEE STATE	11/09/12		2	0	0	.000	0	0	.000	0	0	.000	0	0	0	0.0	2	0	0	0	0	0	0	0.0
GEORGIA STATE	11/13/12		2	0	1	.000	0	0	.000	0	0	.000	0	1	1	0.5	1	0	0	1	0	0	0	0.0
vs. Florida State	11/16/12		2	0	0	.000	0	0	.000	0	0	.000	1	0	1	0.7	2	0	0	1	0	0	0	0.0
vs. Notre Dame	11/17/12		11	2	3	.667	0	0	.000	3	4	.750	0	0	0	0.5	5	1	0	0	0	1	7	1.8
UTSA	11/21/12																							
CS NORTHBRIDGE	11/24/12																							
vs. Montana	11/28/12																							
at Iowa State	12/01/12																							
UTAH STATE	12/05/12																							
UTAH	12/08/12																							
at Weber State	12/15/12																							
EASTERN NM	12/18/12																							
at Baylor	12/21/12																							
NORTHERN ARIZONA	12/27/12																							
vs. Virginia Tech	12/29/12																							
LMU	01/03/13																							
at San Francisco	01/05/13																							
PEPPERDINE	01/10/13																							
at Santa Clara	01/12/13																							
SAINT MARY'S	01/16/13																							
SAN DIEGO	01/19/13																							
at Gonzaga	01/24/13																							
at Portland	01/26/13																							
at Pepperdine	01/31/13																							
SANTA CLARA	02/02/13																							
at San Diego	02/07/13																							
SAN FRANCISCO	02/09/13																							
PORTLAND	02/16/13																							
at Saint Mary's	02/21/13																							
GONZAGA	02/28/13																							
at LMU	03/02/13																							
Totals		0	17	2	4	.500	0	0	.000	3	4	.750	1	1	2	0.5	10	1	0	2	0	1	7	1.8

**CAREER STATISTICS (ALL GAMES)**

Year	GP	GS	Min	Avg	FG	FGA	Pct	3FG	FGA	Pct	FT	FTA	Pct	Off	Def	TR	Avg	PF	FO	A	TO	Blk	Stl	Pts	Avg
2012-13	4	0	17	4.3	2	4	.500	0	0	.000	3	4	.750	1	1	2	0.5	10	1	0	2	0	1	7	1.8
TOTAL	4	0	17	4.3	2	4	.500	0	0	.000	3	4	.750	1	1	2	0.5	10	1	0	2	0	1	7	1.8

**CAREER STATISTICS (CONFERENCE GAMES)**

Year	GP	GS	Min	Avg	FG	FGA	Pct	3FG	FGA	Pct	FT	FTA	Pct	Off	Def	TR	Avg	PF	FO	A	TO	Blk	Stl	Pts	Avg
2012-13	0	0	0	0.0	0	0	.000	0	0	.000	0	0	.000	0	0	0	0.0	0	0	0	0	0	0	0	0.0
TOTAL	0	0	0	0.0	0	0	.000	0	0	.000	0	0	.000	0	0	0	0.0	0	0	0	0	0	0	0	0.0

**5 players scored in double figures**

2/4/12 at Portland, 79-60 W, Davies - 18, Carlino - 13, Hartsock - 12, Cusick - 12, Zylstra - 12

**6 players scored in double figures**

12/7/11 vs. Weber State, 94-66 W, Hartsock - 19, Austin - 15, Abouo - 15, Rogers - 15, Zylstra - 15, Davies - 11

**No players scored in double figures**

2/21/05 at Air Force, 39-70 L

**One player recorded a double-double**

3/15/12 vs. Iona  
Brandon Davies, 19 points, 12 rebounds

**Two players record a double-double**

2/23/12 at Gonzaga  
Brandon Davies, 23 points, 10 rebounds  
Charles Abouo, 10 points, 10 rebounds

**Two double-digit rebounders**

2/23/12 at Gonzaga  
Davies, Abouo and Austin - 10 rebounds

**Six players had 5 or more rebounds**

1/1/11 vs. Fresno Pacific, C. Collinsworth-8, Rogers-5, Emery-5, Hartsock-5, Abouo-5, Davies-5

**Five players had 6 or more rebounds**

11/20/10 vs. Chicago State, Abouo-8, K. Collinsworth-7, Rogers-7, Anderson-6, C. Collinsworth-6, Davies-6

**Four players had 9 or more rebounds**

12/30/06 vs. Seton Hall, Cummand-12, Plaisted-9  
Young-9, Ainge-9

**Two players fouled out**

2/23/12 vs. Saint Mary's  
Brandon Davies, Nate Austin

**Three or more players fouled out**

1/3/09 vs. Wake Forest  
Chris Miles, Gavin MacGregor, Charles Abouo

**A BYU player received a technical foul**

2/23/12 at Gonzaga - Brandon Davies

**An opponent player received a technical foul**

12/29/11 vs. Saint Mary's - Stephen Holt

**A BYU Coach received a technical foul**

3/8/12 vs. Gonzaga - Dave Rose

**An opponent Coach received a technical foul**

12/20/11 vs. Buffalo - Reggie Witherspoon

**A BYU player ejected from a game**

11/23/02 vs. Kansas State  
Travis Hansen (2 technical fouls)

**An opponent player ejected from a game**

1/30/10 vs. Utah - Marshall Henderson (flagrant foul)

**A coach ejected from the game**

11/30/05 vs. Lamar (at Delta Center)  
Lamar coach Billy Tubbs (2 technical fouls)

**AT LEAST two players scored 20+ points**

11/13/12 vs. Georgia State, Davies 28, Zylstra 22

**Three players scored 20+ points**

1/14/12 vs. Santa Clara, Davies 23, Carlino 21, Hartsock 21

**Four players scored 20+ points**

1/13/79 vs. UNM, D. Ainge-27, Scott Runia-25, Devin Durrant-20, Alan Taylor-20

**Two players scored 25+ points**

3/18/10 vs. Florida-NCAA 1st Round  
Jimmer Fredette 37, Michael Loyd, Jr. 26

**A player scored 30+ points**

2/16/12 at San Francisco, Matt Carlino, 30

**A player attempted 20 or more field goals**

11/17/12 vs. Notre Dame, Tyler Haws, 20

**A player with 5 or more steals**

2/23/12 at Gonzaga, Brandon Davies, 6

**A player had double-digit assists**

11/13/12 vs. Tennessee State, Matt Carlino, 10

**A player made double-digit free throws**

1/21/12 at Pepperdine, Brandon Davies (15-18)

**A player shot 100% at the free throw line (min. 8 atts)**

2/4/12 at Portland, Noah Hartsock (12-12)

**A player shot 100% from the floor (min. 5 atts)**

1/7/12 vs. San Francisco, Brock Zylstra (8-8)

**A player shot 100% on threes (min. 3 atts)**

1/7/12 vs. San Francisco, Brock Zylstra (6-6)

**Did not make a three**

11/22/96 vs. CS Fullerton (0-9)

**Last time opponent did not make a three**

2/2/08 at Wyoming (0-15)

**BYU had six or fewer turnovers**

1/11/11 at Utah, 5

**BYU committed 25-plus turnovers**

12/15/07 vs. Pepperdine, 86-67 W (29)

**BYU committed 11 or less team fouls in a game**

1/21/12 at Pepperdine, 11

**BYU scored 90 points**

1/14/12 vs. Santa Clara, 95-78 W

**BYU scored 100 points**

3/5/11 vs. Wyoming, 102-78 W

**BYU scored 110 points**

12/22/09 vs. Nevada 110-104 W

**BYU scored less than 50 points in a game**

1/15/08 at UNLV 41-70 L

**Held opponent to less than 50 points in a game**

12/10/11 at Utah 61-42 W

**BYU scored less than 40 points in a game**

2/21/05 at Air Force 39-70 L

**Held opponent to less than 40 points in a game**

11/23/10 vs. Mississippi Valley State 83-36 W

**Shot 60% from the field**

3/6/10 at TCU, (.623), 38-61

**Opponent shot 60% from the field**

12/22/05 at Utah State, (.600), 36-60

**Shot 70% from the field in a half**

3/6/10 at TCU, (.720), 18-25

**Did not miss a 2-point FG attempt in a half**

2/23/04 vs. Air Force, 13-13 inside the arc, (14-17, .824 overall)

**Shot less than 30% from the field**

2/21/05 at Air Force, (.280), 14-50

**Shot 100% from the free throw line**

11/26/11 vs. Wisconsin (11-11)

**Shot 90% from the free throw line (at least 10 attempts)**

11/30/11 vs. Northern Arizona, (.900), 9-10

**Shot less than 50% from the free throw line**

11/20/08 vs. North Florida, (.400), 4-10

**Shot 60% on 3-pointers**

1/7/12 vs. San Francisco, (.632), 12-19

**Shot 70% on 3-pointers**

1/26/08 vs. New Mexico, (.813), 13-16

**Opponent scored less than 20 points in the 1st half**

12/10/11 at Utah, 17 (25-17, 61-42 W)

**Opponent scored less than 20 points in the 2nd half**

3/13/12 vs. Iona, 17 (38-17, 78-72 W)

**BYU scored less than 20 points in the 1st half**

2/21/05 at Air Force, 13 (BYU trailed 13-37)

**BYU scored less than 20 points in the 2nd half**

1/15/00 vs. Utah, 19

**Opponent scored 50 or more points in a half**

3/13/12 vs. Iona, 55 (first half)

**BYU scored 50 or more points in the first half**

1/11/11 at Utah, 53

**BYU scored 50 or more points in the second half**

1/14/12 vs. Santa Clara, 50

**BYU scored 60 or more points in the first half**

11/20/10 vs. Chicago State, 60

**BYU scored 60 or more points in the second half**

12/22/09 vs. Nevada, 64

**Won by 50 or more points (largest margin ever)**

12/22/06 vs. W. Oregon (62) 102-40

**Won by 50 or more points**

11/23/10 vs. Mississippi Valley State (50) 86-36

**Won by 40 or more points**

11/23/10 vs. Mississippi Valley State (50) 86-36

**Won by 30 or more points**

2/11/12 vs. Pepperdine (38) 86-48

**Won by 25 or more points**

1/7/12 vs. San Francisco (25) 81-56

**Lost by 35-plus points**

11/22/04 vs. North Carolina (36) 86-50

**Lost by 30-plus points**

2/21/05 at Air Force (31) 39-70

**Lost by 25-plus points**

1/15/08 at UNLV (29) 70-41

**Played an overtime game**

3/24/11 vs. Florida, 74-83 (OT)

**Won in single overtime**

2/26/08 at New Mexico, 70-69

**Lost in overtime**

3/24/11 vs. Florida, 74-83 (OT)

**Played a double OT game**

11/26/10 vs. South Florida, 77-75 (2OT)

**Played a triple OT game**

2/28/98 at UTEP 76-75 W (3OT)

**Won 15-straight games**

2009-10 (15)

**Won 10-straight games**

2010-11 (10)

**Lost 3-straight games**

2004-05 (three times)  
last time - @ New Mexico, @ Air Force, @ Utah

**Lost 4-straight games**

2004-05 @ New Mexico, @ Air Force, @ Utah, UNLV

**Lost 5-straight games**

2004-05 @ UNM, @ AFA, @ Utah, UNLV, vs. UNM (at MWC)

**Lost 9-straight games**

1997-98

**Lost 10-straight games**

1996-97 (21) - school record

**Played an NCAA Tournament game**

3/15/12 vs. Marquette-NCAA 2nd Round, 68-88

**Won an NCAA Tournament game**

3/13/12 vs. Iona-NCAA 1st Round, 78-72

**Won two NCAA Tournament games**

1980-81 Princeton 60-51, UCLA 78-55, Notre Dame 51-50, then lost to Virginia 60-74  
2010-11 Wofford 74-66, Gonzaga 89-67

**Won three NCAA Tournament games**

1980-81 Princeton 60-51, UCLA 78-55, Notre Dame 51-50, then lost to Virginia 60-74

**Played in the NIT**

3/15/06 at Houston 67-77 L

**Won an NIT game**

3/14/02 vs. UC Irvine 78-55 W

**Won two NIT games**

1999-00 Bowling Green 81-54, So. Illinois 82-57  
Then lost to Notre Dame in quarterfinals

**Won three NIT games**

1965-66 NIT CHAMPIONS  
1950-51 NIT CHAMPIONS

**Won a conference tournament**

2000-01

**Won a regular season conference title**

2010-11

**Won a conference regular season outright**

2007-08

**Defeated a ranked team**

2/2/12 vs. Gonzaga (24/RV), 83-73

**Defeated a ranked team at home**

2/2/12 vs. Gonzaga (24/RV), 83-73

**Defeated a ranked team on the road**

2/26/11 at SDSU (6/4), 80-67

**Was ranked in the top 25 AP Poll**

3/14/11 Ranked 10th

**Was ranked in the top 25 Coaches Poll**

3/29/11 Ranked 13th

**Finished season ranked in the top 25 polls**

2010-11 10th (AP), 13th (Coaches)

**Official Basketball Box Score -- Game Totals -- Final Statistics**  
**Tennessee State vs BYU**  
**11/09/12 7:05 pm at Provo, Utah, Marriott Center**

**Tennessee State 66 • 0-1, 0-0 OVC**

#	Player	*	Total		3-Ptr		Rebounds			PF	TP	A	TO	Blk	Stl	Min
			FG-FGA	FG-FGA	FT-FTA	Off	Def	Tot								
01	THORNTON, Kellen	*	9-18	2-5	0-0	4	4	8	2	20	1	3	0	1	31	
02	MILLER, Patrick	*	3-10	2-3	4-4	0	4	4	4	12	9	3	0	3	33	
04	RHETT, M.J.	*	1-3	0-0	3-5	3	5	8	3	5	0	2	0	1	17	
33	COVINGTON, Robert	*	2-12	0-2	5-6	1	4	5	5	9	1	1	2	2	19	
45	CYPHERS, Jordan	*	2-8	1-4	2-3	0	1	1	2	7	0	3	2	1	25	
03	BUTCHER, Kharon	*	1-6	1-4	0-0	1	2	3	4	3	2	0	0	0	21	
05	HARRIS, Jay	*	0-0	0-0	0-2	1	0	1	3	0	1	3	0	0	13	
22	FREDRICK, Tashan	*	0-0	0-0	0-0	0	1	1	0	0	0	0	0	0	6	
24	McCLUNG, Devante	*	1-2	0-0	0-1	0	2	2	1	2	0	2	0	0	10	
32	WELLIAN, Chaed	*	0-2	0-1	0-0	0	0	0	0	0	0	0	0	0	5	
44	GREEN, Michael	*	4-7	0-2	0-2	2	2	4	0	8	1	0	0	0	20	
Team						2	1	3								
Totals			23-68	6-21	14-23	14	26	40	24	66	15	17	4	8	200	
FG % 1st Half: 10-26 38.5%			2nd half: 13-42 31.0%	Game: 23-68 33.8%			Deadball									
3FG % 1st Half: 4-11 36.4%			2nd half: 2-10 20.0%	Game: 6-21 28.6%			Rebounds									
FT % 1st Half: 4-7 57.1%			2nd half: 10-16 62.5%	Game: 14-23 60.9%			3									

**BYU 81 • 1-0, 0-0 WCC**

#	Player	Total		3-Ptr		Rebounds			PF	TP	A	TO	Blk	Stl	Min
		FG-FGA	FG-FGA	FT-FTA	Off	Def	Tot								
00	DAVIES, Brandon	*	7-9	0-0	2-4	0	7	7	4	16	3	5	4	2	31
03	HAWS, Tyler	*	7-15	0-2	8-9	0	4	4	1	22	1	1	0	0	30
10	CARLINO, Matt	*	3-6	0-3	3-4	0	5	5	2	9	10	4	0	1	30
12	SHARP, Josh	*	3-5	0-0	1-2	1	2	3	3	7	1	3	2	0	26
13	ZYLSTRA, Brock	*	4-7	2-4	1-1	0	4	4	2	11	1	1	0	0	22
01	DELGADO, Raul	*	0-0	0-0	0-0	0	0	0	0	0	0	0	0	1	5
02	CUSICK, Craig	*	2-4	1-1	1-5	0	4	4	0	6	4	3	0	0	22
05	AMBROSINO, Agustin	*	1-2	1-2	0-0	0	0	0	1	3	0	0	0	0	5
23	CALVERT, Cory	*	1-3	1-2	0-0	0	1	1	0	3	0	0	0	0	10
33	AUSTIN, Nate	*	2-4	0-0	0-0	1	6	7	4	4	0	0	2	0	17
42	HARWARD, Ian	*	0-0	0-0	0-0	0	0	0	2	0	0	0	0	0	2
Team						1	4	5							
Totals			30-55	5-14	16-25	3	37	40	19	81	20	17	8	4	200
FG % 1st Half: 14-29 48.3%			2nd half: 16-26 61.5%		Game: 30-55 54.5%										Deadball Rebounds 5
3FG % 1st Half: 2-9 22.2%			2nd half: 3-5 60.0%		Game: 5-14 35.7%										
FT % 1st Half: 4-5 80.0%			2nd half: 12-20 60.0%		Game: 16-25 64.0%										

Officials: James Giron, Marc Beasley, Jeffrey Kent  
 Technical fouls: Tennessee State-None. BYU-None.  
 Attendance: 16283

Score by periods	1st	2nd	Total	In	Off	2nd	Fast	Bench
Tennessee State	28	38	66	Points	Paint	T/O	Chance	Break
BYU	34	47	81	18	17	11	2	13
				40	17	2	18	16

Last FG - TSU 2nd-01:13, BYU 2nd-00:49.  
 Largest lead - TSU by 5 1st-12:52, BYU by 19 2nd-02:07.

Score tied - 5 times.  
 Lead changed - 8 times.

**Official Basketball Box Score -- Game Totals -- Final Statistics**  
**Georgia State vs BYU**  
**11/13/12 7:05 pm at Provo, Utah, Marriott Center**

**Georgia State 62 • 0-2**

#	Player	*	Total		3-Ptr		Rebounds			PF	TP	A	TO	Blk	Stl	Min
			FG-FGA	FG-FGA	FT-FTA	Off	Def	Tot								
12	White, Devonta	*	5-17	0-6	4-4	1	4	5	0	14	3	5	0	3	36	
22	Hunter, R.J.	*	2-9	0-5	8-9	2	5	7	1	12	2	2	1	2	34	
23	Atkins, Manny	*	9-18	3-6	0-0	2	6	8	2	21	1	1	0	3	36	
33	Crider, Markus	*	0-0	0-0	0-0	0	1	1	1	0	0	2	0	0	13	
45	Burguillos, Denny	*	4-6	0-0	1-2	3	3	6	4	9	0	0	1	1	28	
02	Green, Ryann		0-1	0-1	0-0	0	0	0	0	0	0	0	0	0	1	
20	Travers, David		0-0	0-0	0-0	0	0	0	0	0	1	0	0	1	3	
21	Solomon, Cameron		0-3	0-0	0-0	1	0	1	0	0	0	2	0	0	5	
25	Richardson, Rashaad		3-9	0-4	0-0	0	2	2	4	6	2	1	0	3	32	
31	Shipes, T.J.		0-2	0-0	0-0	1	0	1	2	0	0	1	0	0	8	
50	Vincent, James		0-0	0-0	0-0	1	0	1	0	0	0	0	1	0	4	
Team						0	1	1								
Totals				23-65	3-22	13-15	11	22	33	14	62	9	14	3	13	200
FG % 1st Half: 9-34 26.5%			2nd half: 14-31 45.2%			Game: 23-65 35.4%			Deadball Rebounds 0							
3FG % 1st Half: 2-12 16.7%			2nd half: 1-10 10.0%			Game: 3-22 13.6%										
FT % 1st Half: 6-6 100.0			2nd half: 7-9 77.8%			Game: 13-15 86.7%										

**BYU 80 • 2-0**

#	Player	Total		3-Ptr		Rebounds			PF	TP	A	TO	Blk	Stl	Min
		FG-FGA	FG-FGA	FT-FTA	Off	Def	Tot								
00	DAVIES, Brandon	*	10-14	0-0	8-10	2	7	9	3	28	3	3	3	2	29
03	HAWS, Tyler	*	8-12	4-6	2-2	1	6	7	0	22	5	4	0	2	32
10	CARLINO, Matt	*	5-8	1-2	0-0	0	4	4	1	11	7	4	0	4	32
12	SHARP, Josh	*	2-4	0-0	0-0	3	3	6	2	4	0	1	0	1	25
13	ZYLSTRA, Brock	*	3-7	2-5	0-0	0	2	2	3	8	1	1	0	1	16
01	DELGADO, Raul	*	0-1	0-1	0-0	1	3	4	2	0	1	0	0	0	10
02	CUSICK, Craig	*	1-5	1-4	0-0	0	1	1	1	3	2	1	0	2	23
05	AMBROSINO, Agustin	*	0-2	0-2	0-0	0	0	0	1	0	0	0	1	0	7
23	CALVERT, Cory	*	0-1	0-0	0-0	0	0	0	0	0	0	0	0	0	8
33	AUSTIN, Nate	*	2-5	0-0	0-0	0	4	4	1	4	2	1	2	0	16
42	HARWARD, Ian	*	0-1	0-0	0-0	0	1	1	1	0	0	1	0	0	2
Team						1	2	3							
Totals			31-60	8-20	10-12	8	33	41	15	80	21	16	6	12	200
FG % 1st Half: 18-31 58.1%			2nd half: 13-29 44.8%		Game: 31-60 51.7%										Deadball
3FG % 1st Half: 6-12 50.0%			2nd half: 2-8 25.0%		Game: 8-20 40.0%										Rebounds
FT % 1st Half: 2-2 100.0			2nd half: 8-10 80.0%		Game: 10-12 83.3%										1

Officials: Michael Reed, Gregory Nixon, Mark Cook  
 Technical fouls: Georgia State-None. BYU-None.  
 Attendance: 13181

Score by periods	1st	2nd	Total	In	Off	2nd	Fast	Bench
Georgia State	26	36	62	Points	Paint	T/O	Chance	Break
BYU	44	36	80	24	15	8	4	6
				40	20	7	14	7

Last FG - GSU 2nd-00:23, BYU 2nd-02:00.  
 Largest lead - GSU None, BYU by 29 1st-10:31.

Score tied - 0 times.  
 Lead changed - 0 times.

**Official Basketball Box Score -- Game Totals -- Final Statistics**  
**Florida State vs BYU**  
**11/16/12 7:10 p.m. at Brooklyn, N.Y. (Barclays Center)**

**Florida State 88 • 2-1**

#	Player		Total		3-Ptr		Rebounds			PF	TP	A	TO	Blk	Stl	Min
			FG-FGA	FG-FGA	FT-FTA	Off	Def	Tot								
10	White, Okaro	f	5-6	1-2	6-7	0	6	6	2	17	2	2	2	0	23	
11	Turpin, Kiel	c	1-3	0-0	0-0	3	2	5	1	2	1	0	2	1	14	
05	Brandon, Montay	g	0-3	0-2	1-4	0	3	3	3	1	3	2	0	0	19	
21	Snaer, Michael	g	4-9	3-5	5-5	0	10	10	2	16	4	5	0	1	32	
30	Miller, Ian	g	6-8	3-5	0-0	2	1	3	3	15	2	2	0	0	27	
01	Bookert, Devon	g	5-7	3-4	2-3	1	4	5	4	15	5	2	1	1	20	
02	Shannon, Terrance	g	4-6	0-0	0-1	0	3	3	4	8	0	1	0	0	16	
04	Gilchrist, Robert	g	0-1	0-0	0-0	0	0	0	0	0	0	0	1	0	5	
15	Bojanovsky, Boris	g	1-1	0-0	2-2	0	2	2	1	4	2	1	2	1	18	
25	Thomas, Aaron	g	2-4	0-0	2-4	1	1	2	1	6	1	2	0	0	14	
31	Whinsant, Terry	g	1-2	1-2	1-1	0	0	0	1	4	0	1	0	0	10	
50	Ojo, Michael	g	0-0	0-0	0-0	0	0	0	1	0	0	0	0	0	2	
Team						1	1	2								
Totals			29-50	11-20	19-27	8	33	41	23	88	20	20	8	4	200	
FG % 1st Half: 15-25 60.0%			2nd half: 14-25 56.0%	Game: 29-50 58.0%									Deadball Rebounds 2			
3FG % 1st Half: 4-8 50.0%			2nd half: 7-12 58.3%	Game: 11-20 55.0%												
FT % 1st Half: 10-13 76.9%			2nd half: 9-14 64.3%	Game: 19-27 70.4%												



**2012-13 SEASON STATISTICS**  
**BYU Combined Team Statistics (as of Nov 17, 2012)**  
**All games**

<b>RECORD:</b>	<b>OVERALL</b>	<b>HOME</b>	<b>AWAY</b>	<b>NEUTRAL</b>
ALL GAMES	2-2	2-0	0-0	0-2
CONFERENCE	0-0	0-0	0-0	0-0
NON-CONFERENCE	2-2	2-0	0-0	0-2

#	Player	gp-gs	min	avg	Total		3-Point		F-Throw		Rebounds												
					fg-fga	fg%	3fg-fga	3fg%	ft-fa	ft%	off	def	tot	avg	pf	dq	a	to	blk	stl	pts	avg	
03	HAWS, Tyler	4-4	137	34.2	33-67	.493	5-14	.357	17-19	.895	9	19	28	7.0	6	0	15	10	1	7	88	22.0	
00	DAVIES, Brandon	4-4	99	24.8	27-45	.600	1-1	1.000	20-29	.690	6	20	26	6.5	15	0	10	13	9	4	75	18.8	
13	ZYLSTRA, Brock	4-4	104	26.0	14-33	.424	8-18	.444	3-3	1.000	1	12	13	3.3	11	0	9	4	0	5	39	9.8	
02	CUSICK, Craig	4-0	88	22.0	7-23	.304	5-14	.357	5-9	.556	1	7	8	2.0	6	0	11	5	0	3	24	6.0	
10	CARLINO, Matt	4-4	108	27.0	9-28	.321	1-13	.077	3-5	.600	2	12	14	3.5	3	0	22	10	0	7	22	5.5	
12	SHARP, Josh	4-4	98	24.5	7-15	.467	0-1	.000	4-5	.800	11	8	19	4.8	11	0	2	5	3	1	18	4.5	
33	AUSTIN, Nate	4-0	66	16.5	7-20	.350	0-1	.000	2-4	.500	9	12	21	5.3	9	0	2	2	4	1	16	4.0	
42	HARWARD, Ian	4-0	17	4.3	2-4	.500	0-0	.000	3-4	.750	1	1	2	0.5	10	1	0	2	0	1	7	1.8	
23	CALVERT, Cory	4-0	32	8.0	3-9	.333	1-3	.333	0-0	.000	0	1	1	0.3	4	0	2	1	0	0	7	1.8	
05	AMBROSINO, Agustin	4-0	28	7.0	1-6	.167	1-6	.167	0-0	.000	0	3	3	0.8	3	0	0	2	2	1	3	0.8	
20	WINDER, Anson	1-0	1	1.0	0-0	.000	0-0	.000	0-0	.000	0	0	0	0.0	1	0	0	0	0	0	0	0.0	
01	DELGADO, Raul	3-0	22	7.3	0-3	.000	0-2	.000	0-0	.000	1	3	4	1.3	3	0	2	0	0	1	0	0.0	
Team											8	11	19										
Total.....		4	800		110-253	.435	22-73	.301	57-78	.731	49	109	158	39.5	82	1	75	54	19	31	299	74.8	
Opponents.....		4	800		100-231	.433	26-76	.342	68-93	.731	40	108	148	37.0	77	1	58	64	22	29	294	73.5	

<b>TEAM STATISTICS</b>	<b>BYU</b>	<b>OPP</b>	<b>Date</b>	<b>Opponent</b>	<b>Score</b>	<b>Att.</b>
SCORING	299	294	11/09/12	TENNESSEE STATE	W 81-66	16283
Points per game	74.8	73.5	11/13/12	GEORGIA STATE	W 80-62	13181
Scoring margin	+1.3	-	11/16/12	vs Florida State	L 70-88	0
FIELD GOALS-ATT	110-253	100-231	11/17/12	vs Notre Dame	L 68-78	0
Field goal pct	.435	.433	* - Conference game			
3 POINT FG-ATT	22-73	26-76				
3-point FG pct	.301	.342				
3-pt FG made per game	5.5	6.5				
FREE THROWS-ATT	57-78	68-93				
Free throw pct	.731	.731				
F-Throws made per game	14.3	17.0				
REBOUNDS	158	148				
Rebounds per game	39.5	37.0				
Rebounding margin	+2.5	-				
ASSISTS	75	58				
Assists per game	18.8	14.5				
TURNOVERS	54	64				
Turnovers per game	13.5	16.0				
Turnover margin	+2.5	-				
Assist/turnover ratio	1.4	0.9				
STEALS	31	29				
Steals per game	7.8	7.3				
BLOCKS	19	22				
Blocks per game	4.8	5.5				
ATTENDANCE	29464	0				
Home games-Avg/Game	2-14732	0-0				
Neutral site-Avg/Game	-	2-0				

<b>Score by Periods</b>	<b>1st</b>	<b>2nd</b>	<b>Totals</b>
BYU	145	154	299
Opponents	129	165	294