

# BYU BASKETBALL

Kyle Chilton, BYU Athletic Communications | O: (801) 422-4909 | C: (801) 372-2080 | kyle\_chilton@byu.edu | facebook.com/byubasketball, @byubasketball

## BYU 2012-13 SCHEDULE

024	Wed	Cougar Tipoff (Ex)		84-70
026	Fri	SE Okla. State (Ex)	BYUtv	W, 103-57
N3	Sat	Findlay (Ex)	BYUtv	W, 90-61
N9	Fri	Tennessee State#	BYUtv	W, 81-66
N13	Tue	Georgia State#	BYUtv	W, 80-62
N16	Fri	vs. Florida State#	truTV	L, 70-88
N17	Sat	vs. Notre Dame#	truTV	L, 68-78
N21	Wed	UT-San Antonio	BYUtv	W, 81-62
N24	Sat	Cal State Northridge	BYUtv	W, 87-75
N28	Wed	vs. Montana^	BYUtv	W, 85-60
D1	Sat	at Iowa State	Cyclones.tv	1 p.m.
D5	Wed	Utah State	BYUtv	7 p.m.
D8	Sat	Utah	BYUtv	7 p.m.
D15	Sat	at Weber State	BYUtv	7 p.m.
D18	Tue	Eastern New Mexico	BYUtv	7 p.m.
D21	Fri	at Baylor	ESPN2	8 p.m.
D27	Thu	Northern Arizona	BYUtv	7 p.m.
D29	Sat	vs. Virginia Tech^	ESPNU	12 p.m.
J3	Thu	Loyola Marymount*	BYUtv	7 p.m.
J5	Sat	at San Francisco*	BYUtv	7 p.m.
J10	Thu	Pepperdine*	BYUtv	7 p.m.
J12	Sat	at Santa Clara*	TWC	1:30 p.m.
J16	Wed	Saint Mary's*	ESPNU	9 p.m.
J19	Sat	San Diego*	BYUtv	7 p.m.
J24	Thu	at Gonzaga*	ESPN2	8 p.m.
J26	Sat	at Portland*	ESPNU	7:30 p.m.
J31	Thu	at Pepperdine*	TWC	7 p.m.
F2	Sat	Santa Clara*	BYUtv	7 p.m.
F7	Thu	at San Diego*	BYUtv	7 p.m.
F9	Sat	San Francisco*	BYUtv	7 p.m.
F16	Sat	Portland*	BYUtv	7 p.m.
F21	Thu	at Saint Mary's*	ESPN2	8 p.m.
F28	Thu	Gonzaga*	ESPN2	9 p.m.
M2	Sat	at Loyola Marymount*	ESPNU	8 p.m.
M6-11		WCC Championships	ESPNU/ESPN2/ESPN	

All times local to site

# Acura Coaches vs. Cancer Classic

^ at EnergySolutions Arena

\* West Coast Conference game



## IOWA STATE (4-2, 0-0 BIG 12) CYCLONES


Head Coach . . . . . Fred Hoiberg  
Alma Mater . . . . . Iowa State, 1995  
Division I Career Record . . . . 43-29 (3rd)  
Record at Iowa State . . . . . Same

## GAME INFORMATION

TV (online) . . . . . Cyclones.tv  
TV Talent . . . . . John Walters (play-by-play)  
. . . . . Eric Heft (analyst)  
Live Video . . . . . Cyclones.tv  
Radio . . . . . KSL 102.7 FM / 1160 AM  
. . . . . BYU Radio - Sirius XM 143  
Radio Talent . . . . . Greg Wrubell (play-by-play)  
. . . . . Mark Durrant (analyst)  
Live Audio . . . . . KSL.com  
Live Stats . . . . . BYUcougars.com

## SERIES INFORMATION

Series Record . . . . . Iowa State leads 4-0  
Last Meeting . . . . . Iowa State won 77-71, 12/22/00  
H/A/N . . . . . 0-1/0-2/0-1



## BYU (5-2, 0-0 WCC) COUGARS

Head Coach . . . . . Dave Rose  
Alma Mater . . . . . Houston, 1983  
Division I Career Record . . . . 190-56 (8th)  
Record at BYU . . . . . Same

## BYU STORYLINES

- Tyler Haws opened the 2012-13 season with six-consecutive 20-point games, the longest streak of 20-point games since 2010-11 when Jimmer Fredette ended the season with 22-straight 20-point games. Haws scored 18 vs. Montana to end the streak.
- BYU hits the road for the first time this season when the Cougars play at Iowa State on Saturday at 1 p.m. CST. In each of the last five seasons, BYU has won at least eight true road games, including 10 in 2009-10 and 2010-11, nine in 2008-09 and eight in 2007-08 and 2011-12.
- Next week BYU hosts in-state foes Utah State (Dec. 5) and Utah (Dec. 8) on Wednesday and Saturday, respectively. Both games will be televised live on BYUtv.

## BYU'S PROJECTED STARTING LINEUP



### #2 | Craig Cusick

Guard  
6-2 | 185 | Sr.  
Orem, Utah  
Orem HS

GP/GS	MPG	Pts	Reb	Ast	Stl	FG%	3PT%	FT%
7/2	25.3	6.0	3.1	2.7	1.1	.368	.375	.556

**Last Game:** Hit 2 threes for 6 points and added 3 rebounds, 2 assists and 3 steals vs. Montana

**Notes:** Has posted 2-plus assists in every game and hit at least one 3-pointer in every game



### #13 | Brock Zylstra

Guard  
6-6 | 210 | Sr.  
La Verne, Calif.  
Bonita HS

GP/GS	MPG	Pts	Reb	Ast	Stl	FG%	3PT%	FT%
7/7	28.6	9.4	4.3	2.7	1.3	.434	.419	.875

**Last Game:** Totaled 8 points, 5 rebounds, 2 assist and 1 steal vs. Montana

**Notes:** Has hit a three in each game this season, including 2 threes in six of seven games ... has scored in double figures four times



### #3 | Tyler Haws

Guard  
6-5 | 200 | So.  
Alpine, Utah  
Lone Peak HS

GP/GS	MPG	Pts	Reb	Ast	Stl	FG%	3PT%	FT%
7/7	33.7	22.6	6.0	3.1	1.1	.500	.385	.923

**Last Game:** Scored 18 points on 6 of 12 shooting from the field and 5 of 6 from the free throw line and added 3 assists, 1 block and 1 steal vs. Montana

**Notes:** Has scored 20-plus points six times and has led the team in scoring four times



### #12 | Josh Sharp

Forward  
6-7 | 185 | So.  
Highland, Utah  
Lone Peak HS

GP/GS	MPG	Pts	Reb	Ast	Blk	FG%	3PT%	FT%
7/6	25.1	6.9	5.1	0.4	0.9	.600	.000	.667

**Last Game:** Scored a career-high 13 points and pulled down 8 rebounds vs. Montana

**Notes:** Has shot .500 or better five times ... has set a new career high in points in each of the last three games



### #0 | Brandon Davies

Forward  
6-9 | 235 | Sr.  
Provo, Utah  
Provo HS

GP/GS	MPG	Pts	Reb	Ast	Blk	FG%	3PT%	FT%
7/7	26.7	18.6	7.7	3.1	1.9	.556	.500	.696

**Last Game:** Totaled 21 points, 10 rebounds, 6 assists, 2 blocks and 4 steals vs. Montana

**Notes:** Named preseason All-WCC and to the Wooden Award Preseason Top 50 ... has scored in double figures in 14-straight games dating back to last season ... has two double-doubles on the season

## OFF THE BENCH

No.	Name	Pos.	Ht.	Wt.	Yr.	Pts.	Reb.	Hometown (Previous School)	Notes
1	Raul Delgado	G	6-2	195	Jr.	1.4	0.8	Chihuahua, Mexico (Western Neb. CC)	Scored a career-high 5 points vs. Montana
5	Agustin Ambrosino	F	6-8	225	Jr.	2.4	1.1	Cordoba, Argentina (Salt Lake CC)	Hit 2 threes for 6 points vs. Montana
10	Matt Carlino	G	6-2	175	So.	5.4	2.9	Scottsdale, Ariz. (Bloomington South HS)	Had 6 points, 2 assists, 2 boards and a steal vs. Montana
20	Anson Winder	G	6-3	195	So.	0.3	0.0	Las Vegas, Nev. (Bishop Gorman HS)	Played 4 minutes vs. Montana
23	Cory Calvert	G	6-3	185	Fr.	1.5	0.3	Parker, Colo. (Chaparral HS)	Played 2 minutes and had an assist vs. Montana
30	Cooper Ange	G	6-0	175	Fr.	—	—	Wellesley, Mass. (Wellesley HS)	Is redshirting in 2012-13
33	Nate Austin	F	6-11	230	So.	3.0	4.0	Alpine, Utah (Lone Peak HS)	Played 2 minutes vs. Montana
42	Ian Harward	C	6-11	215	Fr.	2.1	1.4	Orem, Utah (Orem HS)	Had 2 points, 1 assist, 1 block and 4 rebounds vs. Montana

**BYU VS. IOWA STATE**

Overall Series Record: Iowa State leads 4-0  
 BYU Record in Provo: 0-1  
 BYU Record at Iowa State: 0-2  
 BYU Record at Neutral Sites: 0-1  
 BYU Record under Dave Rose: 0-0

**Series vs. Iowa State**

12-15-31	at Iowa State	28-47	L
12-6-56	at Iowa State	48-57	L
12-12-57	Iowa State	45-54	L
12-22-00	vs. Iowa St.	71-77	L

**Iowa State's projected starting lineup**

No.	Name	Ht.	Pos.	Ppg	Rpg
13	Korie Lucious	5-11	G	7.7	2.3
2	Chris Babb	6-5	G	6.5	3.3
21	Will Clyburn	6-7	G	14.8	9.2
3	Melvin Ejim	6-6	F	10.2	9.0
22	Anthony Booker	6-9	F	6.2	4.5

**Iowa State's last game**

L, 70-82 at UNLV, 11/24/12

BYU	CATEGORY	IOWA ST.
5-2, 0-0	W-L	4-2, 0-0
6-4	Last 10	6-4
3-2	Last 5	3-2
78.9	PPG	82.3
70.1	Opp PPG	64.0
+8.7	Margin	+18.3
.462	FG%	.444
.420	FG% Def	.358
.339	3FG%	.352
6.0	3FG/Game	9.3
.342	Opp 3FG%	.230
.740	FT%	.655
40.0	RPG	48.0
33.7	Opp RPG	34.0
+6.3	Margin	+14.0
18.6	Assist/Game	15.5
13.0	TO/Game	16.0
15.0	Opp TO/Game	15.2
+2.0	Margin	-0.8
7.3	Steals/Game	7.7
4.3	Blocks/Game	5.5

**BY THE NUMBERS**

- 2** Dave Rose and the Cougars have the second-longest current streak of consecutive 25-win campaigns at six (2006-07 to 2011-12). Only Bill Self and Kansas, owners of seven-consecutive 25-win seasons (2005-06 to 2011-12), have a longer current streak.
- 2.8** Matt Carlino is BYU's leader in assists at 4.7 per game and also in assist/turnover ratio at 2.8, good enough for fourth in the West Coast Conference. The BYU record for assist/turnover ratio in a season is 3.1, achieved by Nathan Call in 1991-92 when he posted 204 assists and 65 turnovers in 32 games.
- 3** Brandon Davies picked up where he left off last season, taking eight charges in the first seven games, including a season high of three vs. Tennessee State. He has now taken 39 charges since the beginning of last season. Nate Austin has taken two charges this season after drawing 29 offensive fouls last season.
- 6** The Cougars have won 25-plus games and advanced to the NCAA Tournament for six-straight seasons (2006-07 to 2011-12). Both streaks are program records.
- 15** Brandon Davies has two double-doubles this season, with 22 points and 10 rebounds vs. UTSA and 21 points and 10 rebounds vs. Montana. He now has 15 career double-doubles, including nine last season.
- 20** BYU posted 20-plus assists in consecutive games to start the season with 20 vs. Tennessee State and 21 vs. Georgia State. The last time the Cougars posted back-to-back 20 assist games was Jan. 7 and Jan. 14, 2012, against San Francisco and Santa Clara. Last season BYU averaged 17.1 assists per game, the sixth best average in NCAA Division I basketball. This season the Cougars are averaging 18.7 assists per game.
- 22.6** Tyler Haws opened the 2012-13 season with six-straight 20-point games and had 18 in the seventh. He is averaging 22.6 points per game while shooting .500 from the field, .385 from three and .923 from the free throw line.
- 50** Tyler Haws ended his freshman year by making his final 48 free throw attempts, a BYU record for charity-stripe shots without a miss. He extended the streak to 50 with two makes in the first half against Tennessee State. The streak ended with a miss in the second half but he made his last six to finish 8 of 9.
- 190** Dave Rose (2005 to present) is second all-time in BYU basketball history with 190 career victories, behind only the great Stan Watts, who coached the Cougars to 371 wins from 1949 to 1972 and was inducted into the Naismith Memorial Basketball Hall of Fame in 1986.

**IN THE RECORD BOOKS**

**Career Rebounds**

Name (Years)	GP	Rebounds
1. Michael Smith (1983-84, 86-89)	122	922
2. Kresimir Cosic (1970-73)	79	919
2. Alan Taylor (1976-80)	110	919
...		
20. Devin Durrant (1978-80, 82-84)	117	643
21. Mekeli Wesley (1997-01)	115	617
22. Tom Gneiting (1984-87)	92	612
23. Tom Gneiting (1984-87)	92	612
24. Roy Thacker (1956-59)	74	607
24. Brandon Davies (2009-present)	106	607

5. Alan Taylor (1976-80)	110	119
6. Jeff Chatman (1984-88)	122	107
6. Trent Plaisted (2004-08)	103	107
8. Lee Cummard (2005-09)	131	106
9. Brandon Davies (2009-present)	106	101

**Career Points**

Name (Years)	GP	Points
1. Jimmer Fredette (2007-11)	139	2599
2. Danny Ainge (1977-81)	118	2467
3. Michael Smith (1983-84, 86-89)	122	2319
...		
22. Jackson Emery (2005-06, 08-11)	133	1235
23. Doug Richards (1971-74)	78	1218
24. Gary Trost (1987-88, 90-93)	114	1205
25. Eldon Brinley (1927-31)	—	1195
26. Noah Hartsock (2008-12)	134	1191
27. Joe Richey (1950-53)	89	1177
28. Brandon Davies (2009-present)	106	1173

**Career Blocks**

Name (Years)	GP	Blocks
1. Greg Kite (1979-83)	112	208
2. Shawn Bradley (1990-91)	34	177
2. Noah Hartsock (2008-11)	129	177
4. Russell Larson (1991-95)	100	166

**LAST TIME OUT – DAVIES' DOUBLE-DOUBLE HELPS BYU BEAT MONTANA**

SALT LAKE CITY – The BYU men's basketball team, led by senior Brandon Davies' double-double of 21 points and 10 rebounds, defeated the Montana Grizzlies, 85-60 at the EnergySolutions Arena Wednesday night.

Davies also tied his career high with six assists and notched a season high with four steals. Sophomore Tyler Haws scored 18 points and dished out three assists while Josh Sharp chipped in a career-high 13 points and eight rebounds, including five offensive boards, in the win. The Cougars improve to 5-2 on the season and 11-4 when playing at EnergySolutions Arena.

The game began with Haws hitting a fadeaway jumper to put BYU up 2-0. The Cougars never lost that lead through the full 40 minutes.

With 16:45 left in the first half, Davies fed the ball to a cutting Sharp for a quick layup to put the Cougars on top, 11-2. BYU increased its lead to 14-2 on a three by Craig Cusick before the Grizzlies scored again.

The Cougars went up by doubles digits again on a Haws 3-pointer at 28-17 with just under 10 minutes to play. The next points came from junior Raul Delgado as he hit a three, then a double-teamed Davies found Sharp again for an easy two to put BYU ahead, 33-19. With 4:22 remaining in the half, Davies hit a short hook to put the Cougars up by 11 at 38-27. The two teams traded baskets for the last four minutes and ended the half with BYU ahead 42-31.

Through the first half, the Cougars shot 62.5 percent (15 of 24) from the field, including 60 percent (6 of 10) from beyond the arc. Davies led the team with 10 points and five assists and Haws added nine more points on 3 of 4 shooting from the field and 2 of 2 from the charity stripe.

BYU took advantage of its six first-half steals by scoring 20 points off turnovers.

Four minutes into the second half, BYU added to its double-digit lead. Davies blocked a fast-break layup then ran the length of the floor to score on a left-handed hook shot to put the Cougars up 48-34.

Montana continued to chip away, coming within eight at the 14:16 mark. But a 3-pointer from senior guard Craig Cusick, a bucket from Davies and free throws from sophomore Matt Carlino and Haws provided a 9-2 run midway through the second period. The run gave the Cougars a 15-point lead, 60-45.

Haws missed a 3-pointer on a fast break with about six minutes remaining but Davies was there to tip-in the miss. The senior forward then stole the ball, grabbed an offensive rebound, got fouled and made two free throws to give BYU a 71-52 advantage.

Two possessions later, Cusick faked a shot to free up Zylstra for a 3-pointer in the corner for the first 20-point BYU margin, 75-54.

The Cougars ended the game on a 14-6 run to seal the victory. The BYU defense held Montana to just 29 percent shooting from the field in the second half.

BYU will travel to play Iowa State on Dec. 1 at 1 p.m. CST. The game will be aired on KSL Newsradio 102.7FM/1160 AM.

**QUICK FACTS**

**University Information**

Location: Provo, Utah 84602  
 Elevation: 4,553 feet  
 Enrollment: 32,955 (Daytime)  
 Founded: October 15, 1875  
 Owned: The Church of Jesus Christ of Latter-day Saints  
 Nickname: Cougars  
 Mascot: Cosmo  
 Colors: Blue and White  
 Arena (capacity): Marriott Center (21,000)  
 Conference: West Coast Conference  
 President: Cecil O. Samuelson (Utah, 1966)  
 Athletic Director: Tom Holmoe (BYU, 1983)  
 Athletic Website: BYUCougars.com  
 Tickets: (801) 422-BYU1 or (800) 322-BYU1

**2012-13 Preview**

Lettermen Returning/Lost: 8/6  
 Newcomers: 4  
 Returning Redshirt Freshmen: 1  
 Starters Returning/Lost: 4/2\*  
 Returning Points: 56.9% (1,552 of 2,727 points)  
 Returning Rebounds: 66.1% (890 of 1,347 rebounds)  
 Returning Assists: 69.1% (414 of 599 assists)  
 Returning Blocks: 53.2% (82 of 154 blocks)  
 Returning Minutes: 63.4% (4,439 of 7,000 minutes)  
 \*Includes Tyler Haws, who started as a freshman

**2011-12 Review**

Overall Record: 26-9  
 Conference Record/Finish: 12-4 (3rd)  
 2012 Postseason: (1-1) Lost, NCAA Second Round (Louisville) vs. Marquette, 68-88  
 2012 Final National Ranking: NR/NR

**BYU Coaching Staff**

Head Coach: Dave Rose  
 Alma Mater (year): Houston (1983)  
 Record at School (years): 190-56 (8th year)  
 Career Division I Record (years): same  
 Basketball Office Fax: (801) 422-5965  
 Assistant Coaches (Alma Mater, year)  
     Terry Nashif (BYU, 2005)  
     Tim LaComb (Utah, 2006)  
     Mark Pope (Kentucky, 1996)  
 Dir. of Basketball Operations: Mike Hall (BYU, 2005)  
 Coord. of Player Development: Garrett Faucette (BYU, 2008)

**BYU History**

First Year of Basketball: 1903  
 Overall All-Time Record: 1671-1016 (.622)  
 Winning Seasons: 85 (last 2012)  
 Regular Season Conf. Championships: 29 (last 2011)  
 Postseason Appearances (record): 37 (26-37)  
 Total NCAA Appearances (record): 27 (15-29)  
 Last NCAA Appearance: 2012  
     First Round: W vs. No. 14 seed Iona, 78-72  
     Second Round: L vs. No. 3 seed Marquette, 68-88  
 Total NIT Appearances (Record): 10 (12-8)  
 Last NIT Appearance: 2006  
 Result: (0-1) lost at Houston, 77-67

**2012-13 STORYLINES AND NOTES**

**Player and team notes**

- Tyler Haws is ranked in the top 15 in 10 of the 13 statistical categories tracked by the West Coast Conference. He is the only player in the WCC among the top 15 in all of the following categories: scoring, rebounding, assists, assist/turnover ratio, field goal percentage, free throw percentage, 3-point field goal percentage.
- Craig Cusick and Agustín Ambrosino made their first starts of the season against Cal State Northridge, replacing Matt Carlino and Josh Sharp in the starting five. For Cusick it was his fourth career start and for Ambrosino his first. Cusick started for a second-straight game against Montana and totaled 6 points, 3 boards, 2 assists and 3 steals.
- Josh Sharp returned to the starting lineup against Montana and had his best game as a Cougar, posting a season-high 13 points on 6 of 8 shooting and adding 8 rebounds.
- Tyler Haws's 32 points against Cal State Northridge are the most points by a BYU player since Jimmer Fredette scored 32 vs. Florida in the NCAA Tournament on March 24, 2011. The only other Cougar to score 30 or more since Fredette was Matt Carlino, who scored 30 at San Francisco last season on Feb. 16, 2012.
- The Cougars played one of their best all-around games against Montana on Wednesday, posting a season-low seven turnovers and season highs of 85 points, nine threes and 27 free throw attempts. The .517 shooting percentage and 11 steals were the second-best marks in their respective categories this season.

**Fast start for Tyler Haws**

Tyler Haws is off to one of the best starts to a season in the history of BYU basketball. He started the season with six-straight 20-point games, the second best such streak in program history. Only Devin Durrant started a season with more consecutive 20-point games, seven in 1983-84. Haws's streak ended when he scored 18 against Montana in the seventh game of the season. What makes Haws's start even more impressive is that he's the only sophomore on the list and he returned in April from a two-year mission for The Church of Jesus Christ of Latter-day Saints in the Philippines.

Name	Class	Season	Consecutive 20-Point Games (point totals)
Devin Durrant	Senior	1983-84	7 (28, 35, 20, 35, 23, 33, 27)
<i>Tyler Haws</i>	<i>Sophomore</i>	<i>2012-13</i>	<i>6 (22, 22, 23, 21, 20, 32)</i>
Danny Ainge	Senior	1980-81	5 (24, 22, 22, 29, 29)
Kresimir Cosic	Junior	1971-72	5 (30, 31, 33, 23, 30)
Michael Smith	Senior	1988-89	5 (24, 29, 30, 33, 20)

**Davies does it all**

Brandon Davies stuffed the stat sheet in the opener against Tennessee State, tallying 16 points, 7 rebounds, 3 assists, 4 blocks and 2 steals while drawing 3 charges. He did it again vs. Georgia State with 28 points, 9 rebounds, 3 assists, 3 blocks and 2 steals. Davies had maybe his most complete game against Montana with 21 points, 10 rebounds, 6 assists, 2 blocks and 4 steals. Through six games he is averaging 18.6 points, 7.7 rebounds, 3.1 assists, 1.9 blocks and 1.3 steals. Last season he became the second Cougar in history to average at least one of everything (points, rebounds, assists, steals and blocks). Russell Larson is the only other BYU player to produce a 'one of everything' season and did so twice, in 1993-94 and 1994-95 (blocks and steals were not tracked until the 1977-78 season).

**Dave Rose**

BYU head coach Dave Rose has led BYU to its most successful eight-year run since taking over in 2005. His career record of 190-56 ranks him second in BYU history in total victories and first in winning percentage (.772). Rose has been named conference coach of the year three times, district coach of the year twice and has guided the Cougars to four conference titles, six NCAA Tournament appearances and six 25-win seasons. In 2010 he led BYU to its first NCAA Tournament win in 17 years and the Cougars have also won at least one tournament game in the two seasons since, including a trip to the Sweet 16 in 2011.

**Rose among the nation's best**

Dave Rose is fourth in career winning percentage among active NCAA Division I head coaches (as of 11/29/12).

Coach	Yrs.	W	L	Pct.	Coach	Yrs.	W	L	Pct.
1. Roy Williams, UNC	25	680	171	.799	6. John Calipari, Kentucky	21	509	153	.769
2. Mark Few, Gonzaga	14	348	90	.795	7. Mike Krzyzewski, Duke	38	934	291	.762
3. Brad Stevens, Butler	6	143	42	.773	8. Bo Ryan, Wisconsin	29	655	207	.760
4. <i>Dave Rose, BYU</i>	8	190	56	.772	9. Jamie Dixon, Pittsburgh	10	244	78	.758
5. Thad Matta, Ohio State	13	327	97	.771	10. Bill Self, Kansas	20	481	159	.752

**Rose vs. the state**

BYU basketball coach Dave Rose has compiled a record of 24-6 vs. in-state opponents since taking over in 2005-06. He has the best winning percentage (.800) of any coach vs. in-state teams during that time and the second-most wins (Utah State's Stew Morrill is 25-8 vs. in-state teams since 2005-06 for a .758 winning percentage). BYU hosts Utah State and Utah on Dec. 5 and 8, respectively, and plays at Weber State on Dec. 15.

Rose vs.	W	L	Rose vs.	W	L
Utah	11	3	Weber State	7	0
Utah State	3	3	Southern Utah	3	0

**HONORS CANDIDATES**

**Brandon Davies • All-America Candidate**

- Has scored in double figures 7 times and shot .500 or better in 5 of 7 games
- Totaled 21 points, 10 boards, 6 assists, 2 blocks and 4 steals vs. Montana
- Registered a double-double with 22 points and 10 rebounds vs. UTSA and added 3 assists and a block
- Had 19 points, 5 rebounds and 2 blocks vs. Florida State
- Posted 28 points, 9 boards, 3 assists, 3 blocks and 2 steals vs. Georgia State
- Opened 2012-13 with 16 points, 7 boards, 3 assists, 4 blocks, 2 steals vs. Tennessee State
- Earned a spot on the Wooden Award Preseason Top 50 and the Lute Olson Award Preseason All-America team
- Named preseason All-WCC by the league's coaches
- Named to the 2012 All-West Coast Conference Team and NABC All-District 9 Second Team

**Tyler Haws • All-WCC Candidate**

- Has scored 20-plus points in six of seven games to start the season
- Scored a career-best 32 points vs. CSUN
- Scored 20 points and added 6 rebounds and 3 assists vs. UTSA
- Had 21 points, 8 rebounds, 4 assists and 2 steals vs. Notre Dame and earned a spot on the Acura CVC Classic All-Tournament Team
- Posted season highs of 23 points, nine rebounds, five assists (tied a season high), 3 steals and 1 block vs. Florida State
- Had 22 points, 7 rebounds, 5 assists and 2 steals vs. Georgia State
- Totaled 22 points and 4 boards and hit 8 of 9 free throws in season opener vs. Tennessee State
- Named to All-MWC Third Team, Academic All-MWC and the HoopTV Las Vegas Classic All-Tournament Team in 2009-10
- Named Male Rookie of the Year at the Y Awards and was named team's Most Inspirational Player at the team banquet
- Averaged 11.3 points and 4.2 rebounds and shot .498 from the field, .368 from three and .917 from the free throw line — a school record and the fourth-best percentage in NCAA history for a freshman
- Posted season highs of 24 points, 11 rebounds, 6 assists, 4 steals and 2 blocks

**Matt Carlino • All-WCC Candidate**

- Owns a 2.8 assist/turnover ratio
- Had 8 points, 6 assists and a steal vs. CSUN
- Totaled 11 points, 7 assists, 4 rebounds and 4 steals vs. Georgia State
- Posted 9 points, 10 assists and 5 rebounds in season opener vs. Tennessee State
- Named All-WCC Honorable Mention and to the WCC All-Freshman Team in 2012
- Averaged 12.2 points, 4.6 assists, 3.0 rebounds and 1.4 steals and started in 24 of 25 games played in 2011-12
- Posted season highs of 30 points, 7 rebounds, 11 assists and 4 steals
- In league games was 14th in scoring, 4th in assists, T-9th in steals, T-12th in 3-point FGs and 3rd in assist/turnover ratio
- Scored in double figures in 15 games and led the team in scoring 4 times and assists 16 times

**2012-13 BYU STARTING LINEUPS**

Opponent	(1)	(2)	(3)	(4)	(5)
Tennessee State	Carlino	Zylstra	Haws	Sharp	Davies
Georgia State	Carlino	Zylstra	Haws	Sharp	Davies
vs. Florida State	Carlino	Zylstra	Haws	Sharp	Davies
vs. Notre Dame	Carlino	Zylstra	Haws	Sharp	Davies
UTSA	Carlino	Zylstra	Haws	Sharp	Davies
Cal State Northridge	Cusick	Zylstra	Haws	Ambrosino	Davies
vs. Montana	Cusick	Zylstra	Haws	Sharp	Davies
at Iowa State					
Utah State					
Utah					
at Weber State					
Eastern New Mexico					
at Baylor					
Northern Arizona					
vs. Virginia Tech					
Loyola Marymount					
at San Francisco					
Pepperdine					
at Santa Clara					
Saint Mary's					
San Diego					
at Gonzaga					
at Portland					
at Pepperdine					
Santa Clara					
at San Diego					
San Francisco					
Portland					
at Saint Mary's					
Gonzaga					
Loyola Marymount					
Won-Loss Records	(1)	(2)	(3)	(4)	(5)
3-2	Carlino	Zylstra	Haws	Sharp	Davies
1-0	Cusick	Zylstra	Haws	Sharp	Davies
1-0	Cusick	Zylstra	Haws	Ambrosino	Davies

**GAMES PLAYED**

	2012-13	Career
Brandon Davies	7 (5-2)	106 (88-18)
Brock Zylstra	7 (5-2)	90 (72-18)
Tyler Haws	7 (5-2)	42 (35-7)
Craig Cusick	7 (5-2)	42 (31-11)
Nate Austin	7 (5-2)	42 (31-11)
Anson Winder	4 (3-1)	38 (29-9)
Josh Sharp	7 (5-2)	35 (25-10)
Matt Carlino	7 (5-2)	32 (23-9)
Agustin Ambrosino	7 (5-2)	same
Raul Delgado	5 (4-1)	same
Cory Calvert	6 (4-2)	same
Ian Harward	7 (5-2)	same

**GAMES STARTED**

	2012-13	Career
Brandon Davies	7 (5-2)	69 (55-14)
Tyler Haws	7 (5-2)	40 (33-7)
Brock Zylstra	7 (5-2)	35 (25-10)
Matt Carlino	5 (3-2)	29 (21-8)
Anson Winder	0 (0-0)	15 (12-3)
Craig Cusick	2 (2-0)	5 (4-1)
Josh Sharp	6 (4-2)	same
Nate Austin	0 (0-0)	1 (1-0)
Agustin Ambrosino	1 (1-0)	same
Raul Delgado		
Cory Calvert		
Ian Harward		

**STREAKS**

Streak	12-13	Overall
Current won/loss streak	3 wins	same
At home	4 wins	7 wins
On the road	—	1 loss
On a neutral floor	1 win	same
At home vs. Nonconference	4 wins	7 wins
At home vs. WCC	—	3 wins
On the road vs. Nonconference	—	2 wins
On the road vs. WCC	—	1 loss
On a neutral floor vs. Nonconference	1 win	same
On a neutral floor vs. WCC	—	1 loss
At regular season tournament	2 losses	same
At WCC Tournament	—	1 loss
NCAA Tournament	—	1 loss
At NIT	—	2 losses
Games with a 3-point make	7	517

**BYU'S RECORD WHEN ...**

Venue	2012-13	Under Rose
Overall	5-2	190-56
Home	4-0	106-8
Away	0-0	56-30
Neutral	1-2	28-18
Lead at the half/end of game...	2012-13	Under Rose
BYU leads at the half	5-1	162-16
Opponent leads at the half	0-1	23-36
Score tied at the half	0-0	5-4
BYU leads w/5 min left	5-0	180-5
Opponent leads w/5 min left	0-2	8-50
Score tied w/5 min left	0-0	2-1
BYU leads w/1 min left	5-0	185-0
Opponent leads w/1 min left	0-2	3-53
Score tied w/1 min left	0-0	2-3
Game goes into overtime	0-0	6-3
BYU scores...	2012-13	Under Rose
100-plus points	0-0	9-0
90-99 points	0-0	30-0
80-89 points	5-0	62-6
70-79 points	0-1	69-20
60-69 points	0-1	17-25
60 or less points	0-0	3-5
Opponent scores...	2012-13	Under Rose
90 or more points	0-0	3-5
80-89 points	0-1	9-20
70-79 points	1-1	32-26
60-69 points	4-0	86-5
50-59 points	0-0	42-0
50 or less points	0-0	18-0
BYU double figure scorers	2012-13	Under Rose
One player in double figures	0-0	1-4
Two players in double figures	1-0	23-14
Three players in double figures	4-1	72-26
Four players in double figures	0-1	63-11
Five players in double figures	0-0	25-1
Six players in double figures	0-0	6-0
Shooting and rebounding	2012-13	Under Rose
BYU shoots 50% or better	4-0	85-7
Opponent shoots 50% or better	0-2	12-23
BYU outshoots opponent	5-0	156-10
Opponent outshoots BYU	0-2	33-44
Teams shoot equal FG%	0-0	1-2
BYU outrebounds opponent	4-1	144-14
Opponent outrebounds BYU	0-1	37-39
BYU, opponent tie in rebounds	1-0	9-3
Wins, losses and rest	2012-13	Under Rose
Coming off a win	3-1	143-46
Coming off a loss	2-1	47-10
Two-plus days between games	5-1	167-44
One day between games	0-0	14-2
Playing the next day	0-1	9-10
Days	2012-13	Under Rose
Monday	0-0	2-0
Tuesday	1-0	29-3
Wednesday	2-0	47-10
Thursday	0-0	17-11
Friday	1-1	21-5
Saturday	1-1	74-27

**BYU'S RECORD WHEN ...**

On television	2012-13	Under Rose
All games on TV	5-2	154-51
On BYUtv	5-0	41-4
On ESPN	0-0	0-1
On ESPN2	0-0	2-6
On ESPNU	0-0	5-1
On truTV	0-2	1-2
On CBS	0-0	4-5
Top 25	2012-13	Under Rose
vs. a top 25 opponent	0-1	8-17
as a top 25 team	0-0	57-16
Months	2012-13	Under Rose
November	5-2	38-8
December	0-0	44-11
January	0-0	42-15
February	0-0	42-7
March	0-0	24-15
Margin of victory/defeat	2012-13	Under Rose
1-4 points	0-0	16-12
5-9 points	0-0	35-13
10-15 points	1-1	48-18
16-19 points	3-1	22-11
20-29 points	1-0	43-2
30-39 points	0-0	16-0
40-49 points	0-0	6-0
50+ points	0-0	4-0

**DUNKS**

	2012-13	Career
Brandon Davies	4	62
Nate Austin	1	5
Brock Zylstra	—	2
Tyler Haws	1	3
Josh Sharp	4	5
Anson Winder	—	1
BYU	10	
Opponents	5	

**FREE THROW STREAKS**

Haws	50	2/13/10 - 11/9/12
Haws	19	11/21/12 - 11/28/12
Haws	15	11/9/12 - 11/17/12
Davies	12	11/21/12 - 11/28/12
Zylstra	11	3/13/12 - 11/24/12
Cusick	4	11/16/12 - current
Harward	4	11/17/12 - current

**LATE GAME FREE THROWS**

Player	5:00-2:00	2:00-0:00
Brandon Davies	7-10 (.700)	0-0 (.000)
Matt Carlino	3-4 (.750)	0-0 (.000)
Tyler Haws	4-5 (.800)	2-2 (1.000)
Craig Cusick	0-0 (.000)	0-2 (.000)
Anson Winder	0-0 (.000)	1-2 (.500)
Josh Sharp	1-2 (.500)	0-0 (.000)
Totals	15-21 (.714)	3-6 (.500)
Under Rose	448-623 (.719)	568-748 (.759)



Senior forward Brandon Davies



Sophomore guard Tyler Haws

**2012-13 SCORING BY HALF (BYU-OPPONENT)**

Opponent	1st half	Margin	FG %	2nd half	Margin	FG %	OT	Margin	FG %	Final	Margin	FG %
TENNESSEE STATE	34-28	+6	48.3-38.5	47-38	+9	61.5-31.0	—	—	—	81-66	+15	54.5-33.8
GEORGIA STATE	44-26	+18	58.1-26.5	36-36	0	44.8-45.2	—	—	—	80-62	+18	51.7-35.4
vs. Florida State	35-44	-9	36.1-60.0	35-44	-9	30.8-56.0	—	—	—	70-88	-18	33.3-58.0
vs. Notre Dame	32-31	+1	42.3-35.5	36-47	-11	40.6-63.6	—	—	—	68-78	-10	38.1-52.1
UTSA	48-28	+20	55.9-39.3	33-34	-1	46.2-39.4	—	—	—	81-62	+19	51.7-39.3
CS NORTHBRIDGE	46-40	+6	42.4-46.4	41-35	+6	51.6-38.9	—	—	—	87-75	+12	46.9-42.2
vs. Montana	42-31	+11	62.5-48.0	43-29	+14	44.1-29.2	—	—	—	85-60	+25	51.7-38.8
at Iowa State												
UTAH STATE												
UTAH												
at Weber State												
EASTERN NM												
at Baylor												
NORTHERN ARIZONA												
vs. Virginia Tech												
LMU												
at San Francisco												
PEPPERDINE												
at Santa Clara												
SAINT MARY'S												
SAN DIEGO												
at Gonzaga												
at Portland												
at Pepperdine												
SANTA CLARA												
at San Diego												
SAN FRANCISCO												
PORTLAND												
at Saint Mary's												
GONZAGA												
at LMU												
Season Totals	40.1-32.6	+7.6	47.7-42.2	38.7-37.6	+1.1	44.7-41.8	—	—	—	78.9-70.1	+8.7	46.2-42.0

**2012-13 OFFENSIVE TRENDS (BYU-OPPONENT)**

Opponent	Pts/Paint	Pts Off TO	2nd Chance Pts	Fastbreak Pts	Bench Pts	Big Run	Big Lead					
TENNESSEE STATE	40-18	+22	17-17	0	2-11	-9	18-2	+16	16-13	+3	9-0/7-0	19/5
GEORGIA STATE	42-24	+18	20-15	+5	7-8	-1	14-4	+10	7-6	+1	16-0/9-0	29/-
vs. Florida State	25-34	-9	15-20	-5	15-6	+9	15-4	+11	18-37	-19	12-0/13-0	-/27
vs. Notre Dame	28-30	-2	13-8	+5	19-4	+15	4-4	0	16-10	+6	7-0/12-0	7/10
UTSA	34-22	+12	15-9	+6	11-5	+6	12-2	+10	24-6	+18	8-0/7-0	23/2
CS NORTHBRIDGE	42-32	+10	14-13	+1	13-17	-4	16-0	+16	22-16	+6	12-0/8-0	12/4
vs. Montana	32-16	+16	26-7	+19	9-7	+2	4-0	+4	19-18	+1	12-0/6-0	25/-
at Iowa State												
UTAH STATE												
UTAH												
at Weber State												
EASTERN NM												
at Baylor												
NORTHERN ARIZONA												
vs. Virginia Tech												
LMU												
at San Francisco												
PEPPERDINE												
at Santa Clara												
SAINT MARY'S												
SAN DIEGO												
at Gonzaga												
at Portland												
at Pepperdine												
SANTA CLARA												
at San Diego												
SAN FRANCISCO												
PORTLAND												
at Saint Mary's												
GONZAGA												
at LMU												
Season Totals	243-176	+67	120-89	+31	76-58	+18	83-16	+67	122-106	+16		
Times Led, Record (W/L/T)	5-0/0-2/0-0		4-1/0-1/1-0		2-2/3-0/0-0		5-1/0-0/0-1		5-1/0-1/0-0			
Under Rose (W/L/T)	123-18/57-36/10-2		147-20/36-34/7-2		118-19/61-34/11-3		135-27/37-18/18-11		110-27/74-28/6-1			



2012-13 WCC Standings (as of 11/28/12)

	Overall	Pct	WCC	Pct
No. 16 Gonzaga	6-0	1.000	0-0	.000
Santa Clara	5-1	.833	0-0	.000
San Francisco	3-1	.750	0-0	.000
<b>BYU</b>	<b>5-2</b>	<b>.714</b>	<b>0-0</b>	<b>.000</b>
Saint Mary's	4-2	.667	0-0	.000
Pepperdine	3-2	.600	0-0	.000
Loyola Marymount	3-3	.500	0-0	.000
Portland	3-3	.500	0-0	.000
San Diego	3-4	.429	0-0	.000

WCC Players of the Week

Nov. 12	Kevin Foster, Santa Clara
Nov. 19	Johnny Dee, San Diego
Nov. 26	Elias Harris, Gonzaga

2012-13 WCC Preseason Poll

Team (First Place Votes)	Points
1. Gonzaga (7)	63
2. <b>BYU (1)</b>	<b>55</b>
3. Saint Mary's (1)	52
4. Loyola Marymount	37
5. San Diego	36
6. Santa Clara	35
7. San Francisco	19
8. Portland	15

2012-13 Preseason All-WCC Team

Player	School	Yr.	Pos.
Gary Bell, Jr.	Gonzaga	So.	G
<b>Brandon Davies</b>	<b>BYU</b>	<b>Sr.</b>	<b>F</b>
Johnny Dee	San Diego	So.	G
Matthew Dellavedova	Saint Mary's	Sr.	G
Sam Dower	Gonzaga	Jr.	C
Kevin Foster	Santa Clara	Sr.	G
Elias Harris	Gonzaga	Sr.	F
Stephen Holt	Saint Mary's	Jr.	G
Anthony Ireland	Loyola Marymount	Jr.	G
Kevin Pangos	Gonzaga	So.	G

TEAM	All	Conf
WCC Stats (11/28/12)		
Scoring Offense	3rd	—
Scoring Defense	9th	—
Scoring Margin	4th	—
FT Percentage	2nd	—
FG Percentage	4th	—
FG Percentage Defense	6th	—
3FG Percentage	8th	—
3FG Percentage Defense	4th	—
3-Point FG Made/Game	T6th	—
Rebounding Offense	4th	—
Rebounding Defense	7th	—
Rebounding Margin	4th	—
Blocked Shots	3rd	—
Assists	1st	—
Steals	4th	—
Turnover Margin	4th	—
Assist/Turnover Ratio	2nd	—
Offensive Rebounds	3rd	—
Defensive Rebounds	3rd	—
Defensive Reb Pct	T2nd	—
Offensive Reb Pct	5th	—
NCAA Stats (11/26/12)	Rank	Actual
Won-Lost Percentage	—	—
Scoring Offense	47	77.8
Scoring Defense	—	—
Scoring Margin	—	—
Field-Goal Percentage	—	—
Field-Goal Pct Defense	—	—
3-Point Field Goals/Game	—	—
3-Point Field-Goal Pct	—	—
3-Point FG Defense	—	—
Free-Throw Percentage	21	77.3
Rebound Margin	—	—
Assists Per Game	10	18.7
Assist Turnover Ratio	—	—
Blocked Shots Per Game	—	—
Steals Per Game	—	—
Turnovers Per Game	—	—
Turnover Margin	—	—
Personal Fouls Per Game	—	—

INDIVIDUAL	Top BYU player - All	Top BYU player - Conf
WCC (11/28/12)		
Scoring	Tyler Haws - 2nd	—
Rebounding	Brandon Davies - 4th	—
FG Percentage	Josh Sharp - 3rd	—
Assists	Matt Carlino - 6th	—
FT Percentage	Tyler Haws - 1st	—
Steals	Carlino, Davies Zylstra - T12th	—
3FG Percentage	Brock Zylstra - 10th	—
3FG Made/Game	Brock Zylstra - 8th	—
Blocked Shots	Brandon Davies - 3rd	—
Assist/TO Ratio	Matt Carlino - 4th	—
Offensive Rebounds	Josh Sharp - 3rd	—
Defensive Rebounds	Brandon Davies - 4th	—
Minutes Played	Tyler Haws - 5th	—
NCAA Stats (11/26/12)	BYU Player - Rank	Actual
Points Per Game	Tyler Haws - 10	23.3
Free Throw Percentage	Tyler Haws - 26	93.9

**BYU BASKETBALL**

**ROSTER AND CAREER HIGHS**

No.	Name	Pos.	Ht.	Wt.	Yr.	Hometown (Previous School)	Pronunciations
0	Brandon Davies	F	6-9	235	Sr.	Provo, Utah (Provo HS)	AGUSTIN AMBROSINO AH-go-steen ahm-bro-SEE-no
1	Raul Delgado	G	6-2	195	Jr.	Chihuahua, Mexico (Western Neb. CC)	ANSON WINDER AN-sun WINE-der
2	Craig Cusick	G	6-2	185	Sr.	Orem, Utah (Utah)	BROCK ZYLSTRA ZIL-stra
3	Tyler Haws	G	6-5	200	So.	Alpine, Utah (Lone Peak HS)	MATT CARLINO car-LEE-no
5	Agustin Ambrosino	F	6-8	225	Jr.	Cordoba, Argentina (Salt Lake CC)	RAUL DELGADO rah-OOL del-GAH-doh
10	Matt Carlino	G	6-2	175	So.	Scottsdale, Ariz. (Bloomington South HS)	TERRY NASHIF NASH-if
12	Josh Sharp	F	6-7	185	So.	Highland, Utah (Utah)	IAN HARWARD HAR-word
13	Brock Zylstra	G	6-6	210	Sr.	La Verne, Calif. (Bonita HS)	ROBERT RAMOS RAY-mus
20	Anson Winder	G	6-3	195	So.	Las Vegas, Nev. (Bishop Gorman HS)	
23	Cory Calvert	G	6-3	185	Fr.	Parker, Colo. (Chaparral HS)	
30	Cooper Ainge	G	6-0	175	Fr.	Wellesley, Mass. (Wellesley HS)	
33	Nate Austin	F	6-10	230	So.	Alpine, Utah (Lone Peak HS)	
42	Ian Harward	C	6-11	215	Fr.	Orem, Utah (Orem HS)	

Head Coach: Dave Rose, 8th year (Houston, 1983)

Assistant Coaches: Terry Nashif (BYU, 2005); Tim LaComb (Utah, 2006); Mark Pope (Kentucky, 1996)

Director of Basketball Operations: Mike Hall (BYU, 2005)

Coordinator of Player Development: Garrett Faucette (BYU, 2008)

Team Trainer: Robert Ramos (BYU, 1995)

**2012-13 SEASON AND CAREER HIGHS**

#	Player	Points	Rebounds	Assists
0	Brandon Davies	Season: 28 vs. GSU Career: 29 at Pepperdine (11-12)	10 vs. UTSA, vs. Montana 22 vs. San Diego (11-12)	6 vs. Montana 6, three times, last vs. Montana (12-13)
1	Raul Delgado	Season: 5 vs. Montana Career: same	4 vs. GSU same	1 vs. GSU, vs. FSU, vs. UTSA, vs. Montana same
2	Craig Cusick	Season: 10 vs. FSU Career: 12 at Portland, vs. Marquette (11-12)	8 vs. UTSA same	4 vs. TSU, vs. UTSA 8 vs. Weber State (11-12), vs. Iona (11-12)
3	Tyler Haws	Season: 32 vs. CSUN Career: same	9 vs. FSU 11, twice, last at UTEP (09-10)	5 vs. GSU, vs. FSU 6 vs. Idaho State (09-10)
5	Agustin Ambrosino	Season: 6 vs. UTSA, vs. Montana Career: same	3 vs. UTSA same	2 vs. UTSA same
10	Matt Carlino	Season: 11 vs. GSU Career: 30 at San Francisco (11-12)	5 vs. TSU 7 vs. Buffalo (11-12), at USD (11-12)	10 vs. TSU 11 vs. Buffalo (11-12)
12	Josh Sharp	Season: 13 vs. Montana Career: same	10 vs. Notre Dame same	1 vs. TSU, vs. Notre Dame, vs. CSUN 3 vs. Longwood (11-12)
13	Brock Zylstra	Season: 14 vs. CSUN Career: 26 vs. Buffalo (11-12)	7 vs. CSUN 9 vs. Portland (11-12)	5 vs. CSUN 5 vs. UCSB (11-12), vs. CSUN (12-13)
20	Anson Winder	Season: 1 vs. UTSA Career: 20 vs. Buffalo (11-12)	— 6 at San Francisco (11-12)	— 9 vs. Northern Arizona (11-12)
23	Cory Calvert	Season: 4 vs. FSU Career: same	1 vs. TSU, vs. UTSA same	2 vs. FSU same
33	Nate Austin	Season: 4 vs. TSU, GSU, vs. FSU, vs. UND Career: 15 vs. Weber State (11-12)	8 vs. FSU 10 at Gonzaga (11-12)	2 vs. GSU 3 vs. San Diego (11-12)
42	Ian Harward	Season: 7 vs. Notre Dame Career: same	4 vs. Montana same	1 vs. Montana same

**GEOGRAPHIC BREAKDOWN**

Argentina	Agustin Ambrosino
Mexico	Raul Delgado
Arizona	Matt Carlino
California	Brock Zylstra
Colorado	Cory Calvert
Massachusetts	Cooper Ainge
Nevada	Anson Winder
Utah	Nate Austin, Brandon Davies, Craig Cusick, Ian Harward, Tyler Haws, Josh Sharp

**CLASS BREAKDOWN**

Seniors	Juniors	Sophomores	Freshmen
Craig Cusick Brandon Davies Brock Zylstra	Agustin Ambrosino Raul Delgado	Nate Austin Matt Carlino Tyler Haws Josh Sharp Anson Winder	Cooper Ainge* Cory Calvert Ian Harward

\*Redshirting in 2012-13



**CAREER HIGHLIGHTS**

- 190-56 overall record (second all-time at BYU in wins) for a BYU record .772 winning percentage
- With 185 victories through first seven seasons is fourth all-time for best career starts by wins in NCAA history
- With 159 victories through first six seasons is tied for third all-time for best career starts by wins in NCAA history
- Fourth among active coaches in career winning percentage, behind Roy Williams, Mark Few and John Calipari and ahead of Thad Matta and Mike Krzyzewski
- Four Mountain West Conference regular season titles, a BYU and MWC record
- Three-time MWC Coach of the Year (2006, 2007, 2011)
- Two-time USBWA District VIII Coach of the Year (2006, 2011)
- Naismith Coach of the Year Finalist in 2011
- Finalist for the Clair Bee Award in 2010
- Honorable Mention for National Coach of the Year by Scout.com (2006)
- Six-consecutive trips to the NCAA Tournament, a BYU record
- Six-consecutive 25-win seasons, a BYU record
- BYU basketball has 11 25-win seasons in its 110-year history and Rose has been the head coach of six of those teams
- Holds top two spots for wins in a season in BYU history with 32 in 2010-11 and 30 in 2009-10
- Only BYU coach to win at least 20 games in each of his first seven seasons
- Took BYU to the Sweet 16 in 2011 for the first time since 1981
- Coached Jimmer Fredette, the 2011 Consensus National Player of the Year (received the Wooden Award, Naismith Trophy, Oscar Robertson Trophy and other national awards)



Scan to view Rose's profile on BYUcougars.com



**COACHING EXPERIENCE**

- BYU Head Coach (2005-present)
- BYU Associate Head Coach (2000-2005)
- BYU Assistant Coach (1997-2000)
- Dixie State Head Coach (1990-1997)
- Dixie State Assistant Coach (1987-1990)
- Assistant coach at Pine View High School (1986-87)
- Head coach at Millard High School (1983-86)

**SERVICE**

- A member of the National Coaches vs. Cancer Council that includes Mike Krzyzewski (Duke), Roy Williams (North Carolina), Jim Boeheim (Syracuse) and Mike Brey (Notre Dame)
- Assisting with the Hope Lodge, a facility to be constructed in Salt Lake City to house families of cancer patients
- NABC Game Pillar Award for Service in 2008
- 63rd recipient of the Dale Rex Memorial Award
- Honorary Chair of the Children with Cancer Christmas Foundation
- Was the first coach in the state of Utah to participate in the American Cancer Society's nationwide Coaches vs. Cancer campaign
- Lobbied before Congress for more funding for cancer research in September 2010

**EDUCATION**

- Houston (1983, B.A.)

**PLAYING CAREER**

- Played baseball and basketball at Dixie State College
- Played for Houston from 1980-83 (played in 1980-81 and 82-83, redshirted in 1981-82)
- Co-Captain on the famous "Phi-Slamma Jamma" team that featured Hakeem (then Akeem) Olajuwon and Clyde Drexler
- Helped Houston achieve a No. 1 ranking and reach the national championship game in 1983

**MISSION**

- Manchester England (1977-79)

**PERSONAL/FAMILY**

- Wife: Cheryl
- Children: Daughter Chanell and husband Brock Reichner, son Garrett and wife Brooke, daughter Taylor
- Dave and Cheryl Rose have seven grandchildren

**ROSE'S BYU COACHING LEDGER**

Season	Overall	Pct.	Home	Pct.	Away	Pct.	Neutral	Pct.	Conf.	Pct.	Tourney	NCAA/NIT
05-06	20-9	.690	14-1	.933	5-7	.417	1-2	.500	12-4	.750	0-1	0-1 NIT
06-07	25-9	.735	17-0	1.000	6-7	.462	2-2	.500	13-3	.813	2-1	0-1 NCAA
07-08	27-8	.771	16-0	1.000	9-3	.615	3-3	.500	14-2	.875	2-1	0-1 NCAA
08-09	25-8	.758	14-2	.875	8-5	.750	2-3	.400	12-4	.750	1-1	0-1 NCAA
09-10	30-6	.833	15-1	.938	10-4	.714	5-1	.833	13-3	.813	1-1	1-1 NCAA
10-11	32-5	.865	13-1	.929	10-1	.909	9-3	.750	14-2	.875	2-1	2-1 NCAA
11-12	26-9	.743	13-3	.813	8-3	.727	5-3	.625	12-4	.750	1-1	1-1 NCAA
12-13	5-2	.714	4-0	1.000	0-0	.000	1-2	.333	0-0	.000	0-0	—
Totals	190-56	.772	106-8	.930	56-30	.651	28-18	.609	90-22	.804	9-7	4-7

**TOP CAREER START BASED ON CURRENT NUMBER OF YEARS (THROUGH 2011-12)**

Coach, School	Yrs.	W	L	Pct.
Steve Prohm, Murray State	1	31	2	.939
Andy Toole, Robert Morris	2	44	25	.638
Shaka Smart, VCU	3	84	28	.750
John Groce, Illinois	4	85	56	.603
Brad Stevens, Butler	5	139	40	.777
Anthony Grant, Alabama	6	139	64	.685
Dave Rose, BYU	7	185	54	.774
Sean Miller, Arizona	8	189	82	.697
Jamie Dixon, Pittsburgh	9	238	77	.756
Mike Anderson, Arkansas	10	218	112	.661
Randy Bennett, Saint Mary's	11	235	118	.666
Thad Matta, Ohio State	12	323	96	.771
Mark Few, Gonzaga	13	342	90	.792
Bruce Weber, Kansas State	14	313	155	.669
Mark Gottfried, NC State	15	303	167	.645

**BEST CAREER STARTS BY WINS, 7 SEASONS**

Coach, School	Date	W	L	Pct.
Mark Few, Gonzaga	2000-06	188	41	.821
Jamie Dixon, Pittsburgh	2004-10	188	54	.777
Everett Case, NC State	1947-53	187	45	.806
Dave Rose, BYU	2006-12	185	54	.774
Roy Williams, Kansas	1989-95	184	51	.783
Thad Matta, Butler, Xavier, OSU	2001-07	183	53	.775
Larry Brown, UCLA & Kansas	1980-81, 84-88	172	60	.741

**ROSE'S MILESTONE VICTORIES**

Win	Date	Opponent	Score	Record
25	12/06/06	San Jose State	81-69	25-11 (.694)
50	11/23/07	vs. No. 6 Louisville	78-76	50-18 (.735)
75	11/20/08	North Florida	74-41	75-26 (.743)
100	11/20/09	at Hawaii	83-65	100-34 (.746)
125	03/06/10	at TCU	107-77	125-38 (.767)
150	02/09/11	at Air Force	90-52	150-42 (.781)
175	01/16/12	at San Diego	82-63	175-49 (.781)



0 — BRANDON DAVIES

6-9 • 235 • SENIOR • FORWARD • PROVO, UTAH (PROVO HS)

2012-13 SEASON — PPG: 18.6 RPG: 7.7 APG: 3.1 SPG: 1.3 BPG: 1.9 FG%: .556 3FG%: .500 FT%: .696

Last Time Out

- Scored 21 points and added 10 rebounds, 6 assists, 2 blocks and 4 steals vs. Montana

Scan for Davies' bio on BYUcougars.com



In 2012-13

- Has scored in double figures in all seven games and shot .500 or better in five of seven games
- Has dished out 3 or more assists six different times this season
- Scored 21 points and added 10 rebounds, 6 assists, 2 blocks and 4 steals vs. Montana
- Posted his first double-double of the season with 22 points, 10 rebounds, 3 assists and 1 block vs. UTSA
- Totaled 19 points, 5 rebounds, 1 assist and 2 blocks vs. Florida State and hit first 3-pointer of the season
- Scored 22 points on 10 of 14 shooting from the field and 8 of 10 from the free throw line and added 9 boards, 3 assists, 3 blocks and 2 steals vs. Georgia State
- Posted 16 points on 7 of 9 shooting and added 7 boards, 3 assists, a career-best 4 blocks and 2 steals vs. TSU
- Named to the Wooden Award Preseason Top 50 list, the Lute Olson Preseason All-America team and the preseason All-WCC Team

Other

- Mother is Linda Kathleen Davies and has one brother and one sister
- Played for Craig Drury at Provo High School where he helped lead the Bulldogs to state titles as a sophomore and junior and a second-place finish as a senior

2012-13 SEASON HIGHS

PTS	28, Georgia State – 11/13/12
1st H	12, Georgia State – 11/13/12
2nd H	16, Georgia State – 11/13/12
REB	10, twice, last vs. Montana – 11/28/12
AST	6, vs. Montana – 11/28/12
STL	4, vs. Montana – 11/28/12
BLK	4, Tennessee State – 11/9/12
FGM	10, Georgia State – 11/13/12
FGA	14, Georgia State – 11/13/12
3PM	1, vs. Florida State – 11/16/12
3PA	1, twice, last vs. Montana – 11/28/12
FTM	9, vs. Montana – 11/28/12
FTA	17, vs. Montana – 11/28/12

CAREER HIGHS

PTS	29, at Pepperdine – 1/21/12
REB	22, San Diego – 12/31/11
AST	6, 3 times, last vs. Montana – 11/28/12
STL	8, at Portland – 2/4/12
BLK	4, Tennessee State – 11/9/12
FGM	11, at Saint Mary's -- 12/29/11
FGA	18, 3 times, last at Gonzaga – 2/23/12
3PM	1, twice, last vs. FSU – 11/16/12
3PA	1, 6 times, last vs. Montana – 11/28/12
FTM	15, at Pepperdine – 1/21/12
FTA	18, at Pepperdine – 1/21/12

MISCELLANEOUS

	12-13	Career
Double-Figure PTS	6 (4-2)	61 (49-12)
20-plus Pts	2 (2-0)	13 (11-2)
Double-Figure REB	1 (1-0)	14 (11-3)
Double-Doubles	2 (2-0)	15 (12-3)
3-plus STL	0 (0-0)	7 (4-3)
3-plus BLK	2 (2-0)	6 (6-0)
3-plus 3-point FG	0 (0-0)	0 (0-0)
Scoring Leader	2 (2-0)	14 (9-5)
Rebound Leader	4 (4-0)	34 (26-8)
Assist Leader	0 (0-0)	5 (5-0)

2012-13 GAME-BY-GAME


Opponent	Date	GS	Min	FG	FGA	Pct	3FG	FGA	Pct	FT	FTA	Pct	Off	Def	TR	Avg	PF	FO	A	TO	Blk	Stl	Pts	Avg	
TENNESSEE STATE	11/09/12	*	31	7	9	.778	0	0	.000	2	4	.500	0	7	7	7.0	4	0	3	5	4	2	16	16.0	
GEORGIA STATE	11/13/12	*	29	10	14	.714	0	0	.000	8	10	.800	2	7	9	8.0	3	0	3	3	3	2	28	22.0	
vs. Florida State	11/16/12	*	21	6	11	.545	1	1	1.000	6	8	.750	2	3	5	7.0	4	0	1	3	2	0	19	21.0	
vs. Notre Dame	11/17/12	*	18	4	11	.364	0	0	.000	4	7	.571	2	3	5	6.5	4	0	3	2	0	0	12	18.8	
UTSA	11/21/12	*	26	7	13	.538	0	0	.000	8	8	1.000	3	7	10	7.2	3	0	3	6	1	0	22	19.4	
CS NORTHRIDGE	11/24/12	*	29	5	10	.500	0	0	.000	2	2	1.000	1	7	8	7.3	3	0	3	1	1	1	12	18.2	
vs. Montana	11/28/12	*	33	6	13	.462	0	1	.000	9	17	.529	3	7	10	7.7	0	0	6	1	2	4	21	18.6	
at Iowa State	12/01/12																								
UTAH STATE	12/05/12																								
UTAH	12/08/12																								
at Weber State	12/15/12																								
EASTERN NM	12/18/12																								
at Baylor	12/21/12																								
NORTHERN ARIZONA	12/27/12																								
vs. Virginia Tech	12/29/12																								
LMU	01/03/13																								
at San Francisco	01/05/13																								
PEPPERDINE	01/10/13																								
at Santa Clara	01/12/13																								
SAINT MARY'S	01/16/13																								
SAN DIEGO	01/19/13																								
at Gonzaga	01/24/13																								
at Portland	01/26/13																								
at Pepperdine	01/31/13																								
SANTA CLARA	02/02/13																								
at San Diego	02/07/13																								
SAN FRANCISCO	02/09/13																								
PORTLAND	02/16/13																								
at Saint Mary's	02/21/13																								
GONZAGA	02/28/13																								
at LMU	03/02/13																								
Totals			7	187	45	81	.556	1	2	.500	39	56	.696	13	41	54	7.7	21	0	22	21	13	9	130	18.6

CAREER STATISTICS (ALL GAMES)

Year	GP	GS	Min	Avg	FG	FGA	Pct	3FG	FGA	Pct	FT	FTA	Pct	Off	Def	TR	Avg	PF	FO	A	TO	Blk	Stl	Pts	Avg
2009-10	35	1	474	13.5	69	128	.539	0	1	.000	50	88	.568	30	74	104	3.0	91	1	9	47	14	13	188	5.4
2010-11	29	26	721	24.9	115	219	.525	0	0	.000	93	138	.674	63	117	180	6.2	90	4	43	44	27	20	323	11.1
2011-12	35	35	1002	28.6	196	380	.516	1	3	.333	139	210	.662	79	190	269	7.7	114	4	73	100	47	51	532	15.2
2012-13	7	7	187	26.7	45	81	.556	1	2	.500	39	56	.696	13	41	54	7.7	21	0	22	21	13	9	130	18.6
TOTAL	106	69	2384	22.5	425	808	.526	2	6	.333	321	492	.652	185	422	607	5.7	316	9	147	212	101	93	1173	11.1

CAREER STATISTICS (CONFERENCE GAMES)

Year	GP	GS	Min	Avg	FG	FGA	Pct	3FG	FGA	Pct	FT	FTA	Pct	Off	Def	TR	Avg	PF	FO	A	TO	Blk	Stl	Pts	Avg
2009-10	15	0	187	12.5	29	63	.460	0	1	.000	22	41	.537	13	35	48	3.2	35	0	3	21	5	6	80	5.3
2010-11	14	14	395	28.2	54	111	.486	0	0	.000	51	74	.689	30	72	102	7.3	46	2	29	25	16	13	159	11.4
2011-12	16	16	491	30.7	103	191	.539	0	0	.000	82	121	.678	37	92	129	8.1	54	2	35	55	25	29	288	18.0
TOTAL	45	30	1073	23.8	186	365	.510	0	1	.000	155	236	.657	80	199	279	6.2	135	4	67	101	46	48	527	11.7



**1 — RAUL DELGADO** 6-2 • 195 • JUNIOR • GUARD • CHIHUAHUA, MEXICO (WESTERN NEBRASKA CC)

**2012-13 SEASON — PPG: 1.4 RPG: 0.8 APG: 0.8 SPG: 0.4 BPG: 0.0 FG%: .333 3FG%: .250 FT%: .000**

**Last Time Out**

- Scored a career-high 5 points and hit his first career three vs. Montana

Scan for Delgado's bio on BYUCougars.com



**In 2012-13**

- Scored a career-high 5 points and hit his first career three vs. Montana
- Scored first career points as a Cougar with 2 vs. UTSA
- Totaled 4 rebounds and 1 assist in 10 minutes vs. Georgia State
- Posted 1 steal vs. Tennessee State in first career action at BYU

**Before BYU**

- Played two seasons at Western Nebraska Community College for Russell Beck and was a team captain
- As a sophomore in 2011-12 led WNCC to a 26-7 record, averaged 18.3 points, 3.2 rebounds and 1.8 steals per game while shooting .485 from the field, .433 from three and .768 from the free throw line
- Hit 93 3-pointers on the season and posted season highs of 45 points, 12 threes, 7 assists and 6 steals

**Other**

- Parents are Luis Raul Delgado Torres and Maria de Los Angeles Cruz Muños and has one sister
- Lived with his adoptive family, David and Cheri Ereksen and their five children, when he came to the United States

**2012-13 SEASON HIGHS**

PTS	5, vs. Montana – 11/28/12
1st H	3, vs. Montana – 11/28/12
2nd H	2, vs. Montana – 11/28/12
REB	4, Georgia State – 11/13/12
AST	1, 4 times, last vs. Montana – 11/28/12
STL	1, twice, last vs. Montana – 11/28/12
BLK	—
FGM	2, vs. Montana – 11/28/12
FGA	3, twice, last vs. Montana – 11/28/12
3PM	1, vs. Montana – 11/28/12
3PA	2, vs. Montana – 11/28/12
FTM	—
FTA	—

**MISCELLANEOUS**

	12-13	Career
Double-Figure PTS	0 (0-0)	0 (0-0)
20-plus Pts	0 (0-0)	0 (0-0)
Double-Figure REB	0 (0-0)	0 (0-0)
Double-Doubles	0 (0-0)	0 (0-0)
3-plus STL	0 (0-0)	0 (0-0)
3-plus BLK	0 (0-0)	0 (0-0)
3-plus 3-point FG	0 (0-0)	0 (0-0)
Scoring Leader	0 (0-0)	0 (0-0)
Rebound Leader	0 (0-0)	0 (0-0)
Assist Leader	0 (0-0)	0 (0-0)

**2012-13 GAME-BY-GAME**

Opponent	Date	GS	Min	FG	FGA	Pct	3FG	FGA	Pct	FT	FTA	Pct	Off	Def	TR	Avg	PF	FO	A	TO	Blk	Stl	Pts	Avg	
TENNESSEE STATE	11/09/12		5	0	0	.000	0	0	.000	0	0	.000	0	0	0	0.0	0	0	0	0	0	1	0	0.0	
GEORGIA STATE	11/13/12		10	0	1	.000	0	1	.000	0	0	.000	1	3	4	2.0	2	0	1	0	0	0	0	0.0	
vs. Florida State	11/16/12		7	0	2	.000	0	1	.000	0	0	.000	0	0	0	1.3	1	0	1	0	0	0	0	0.0	
vs. Notre Dame	11/17/12																								
UTSA	11/21/12		6	1	3	.333	0	0	.000	0	0	.000	0	0	0	1.0	1	0	1	0	0	0	2	0.5	
CS NORTHBRIDGE	11/24/12																								
vs. Montana	11/28/12		10	2	3	.667	1	2	.500	0	0	.000	0	0	0	0.8	2	0	1	0	0	1	5	1.4	
at Iowa State	12/01/12																								
UTAH STATE	12/05/12																								
UTAH	12/08/12																								
at Weber State	12/15/12																								
EASTERN NM	12/18/12																								
at Baylor	12/21/12																								
NORTHERN ARIZONA	12/27/12																								
vs. Virginia Tech	12/29/12																								
LMU	01/03/13																								
at San Francisco	01/05/13																								
PEPPERDINE	01/10/13																								
at Santa Clara	01/12/13																								
SAINT MARY'S	01/16/13																								
SAN DIEGO	01/19/13																								
at Gonzaga	01/24/13																								
at Portland	01/26/13																								
at Pepperdine	01/31/13																								
SANTA CLARA	02/02/13																								
at San Diego	02/07/13																								
SAN FRANCISCO	02/09/13																								
PORTLAND	02/16/13																								
at Saint Mary's	02/21/13																								
GONZAGA	02/28/13																								
at LMU	03/02/13																								
Totals			0	38	3	9	.333	1	4	.250	0	0	.000	1	3	4	0.8	6	0	4	0	0	2	7	1.4

**CAREER STATISTICS (ALL GAMES)**

Year	GP	GS	Min	Avg	FG	FGA	Pct	3FG	FGA	Pct	FT	FTA	Pct	Off	Def	TR	Avg	PF	FO	A	TO	Blk	Stl	Pts	Avg
2012-13	5	0	38	7.6	3	9	.333	1	4	.250	0	0	.000	1	3	4	0.8	6	0	4	0	0	2	7	1.4
TOTAL	5	0	38	7.6	3	9	.333	1	4	.250	0	0	.000	1	3	4	0.8	6	0	4	0	0	2	7	1.4

**CAREER STATISTICS (CONFERENCE GAMES)**

Year	GP	GS	Min	Avg	FG	FGA	Pct	3FG	FGA	Pct	FT	FTA	Pct	Off	Def	TR	Avg	PF	FO	A	TO	Blk	Stl	Pts	Avg
2012-13	0	0	0	0.0	0	0	.000	0	0	.000	0	0	.000	0	0	0	0.0	0	0	0	0	0	0	0	0.0
TOTAL	0	0	0	0.0	0	0	.000	0	0	.000	0	0	.000	0	0	0	0.0	0	0	0	0	0	0	0	0.0



2 — CRAIG CUSICK

6-2 • 185 • SENIOR • GUARD • OREM, UTAH (UTAH)

2012-13 SEASON — PPG: 6.0 RPG: 3.1 APG: 2.7 SPG: 1.1 BPG: 0.0 FG%: .368 3FG%: .375 FT%: .556

Last Time Out

- Totaled 6 points, 3 rebounds, 2 assists and 3 steals vs. Montana

Scan for Cusick's bio on BYUcougars.com



In 2012-13

- Has hit a three and posted 2-plus assists in each game this season
- Totaled 6 points, 3 rebounds, 2 assists and 3 steals vs. Montana
- Posted 7 points on 3 of 3 shooting, a career-high 8 rebounds, 4 assists and 1 steal vs. UTSA
- Had 5 points, 2 assists and 1 rebound vs. Notre Dame
- Scored 10 points and added 2 rebounds and 3 assists vs. Florida State
- Scored 6 points and added 4 rebounds and 4 assists against Tennessee State

In 2011-12

- Named Academic All-WCC and to the NABC Honors Court and received Silver Honors on the WCC Commissioner's Honor Roll
- Posted season highs of 12 points, 4 rebounds, 8 assists and 4 steals

Other

- Parents are Randy and Debbie Cusick
- Wife's name is Sadie

2012-13 SEASON HIGHS

PTS	10, vs. Florida State – 11/16/12
1st H	3, twice, last vs. Montana – 11/28/12
2nd H	10, vs. Florida State – 11/16/12
REB	8, vs. UTSA – 11/21/12
AST	4, TSU – 11/9/12, UTSA – 11/21/12
STL	3, vs. Montana – 11/28/12
BLK	—
FGM	3, twice, last UTSA – 11/21/12
FGA	11, vs. Florida State – 11/16/12
3PM	2, vs. Florida State – 11/16/12
3PA	7, vs. Florida State – 11/16/12
FTM	2, twice, last vs. UND 11/17/12
FTA	5, Tennessee State – 11/9/12

CAREER HIGHS

PTS	12, at Portland – 2/4/12
REB	8, vs. UTSA – 11/21/12
AST	8, 2 times, last vs. Iona – 3/13/12
STL	4, at Portland – 2/4/12
BLK	—
FGM	4, at Portland – 2/4/12
FGA	11, vs. Florida State – 11/16/12
3PM	3, twice, last vs. Marquette – 3/15/12
3PA	7, vs. Florida State – 11/16/12
FTM	4, twice, last at Pepperdine – 1/21/12
FTA	6, at Pepperdine – 1/21/12

MISCELLANEOUS

	12-13	Career
Double-Figure PTS	1 (0-1)	4 (2-2)
20-plus Pts	0 (0-0)	0 (0-0)
Double-Figure REB	0 (0-0)	0 (0-0)
Double-Doubles	0 (0-0)	0 (0-0)
3-plus STL	1 (1-0)	2 (2-0)
3-plus BLK	0 (0-0)	0 (0-0)
3-plus 3-point FG	0 (0-0)	2 (1-1)
Scoring Leader	0 (0-0)	0 (0-0)
Rebound Leader	0 (0-0)	0 (0-0)
Assist Leader	1 (1-0)	7 (4-3)

2012-13 GAME-BY-GAME

Opponent	Date	GS	Min	FG	FGA	Pct	3FG	FGA	Pct	FT	FTA	Pct	Off	Def	TR	Avg	PF	FO	A	TO	Blk	Stl	Pts	Avg	
TENNESSEE STATE	11/09/12		22	2	4	.500	1	1	1.000	1	5	.200	0	4	4	4.0	0	0	4	3	0	0	6	6.0	
GEORGIA STATE	11/13/12		23	1	5	.200	1	4	.250	0	0	.000	0	1	1	2.5	1	0	2	1	0	2	3	4.5	
vs. Florida State	11/16/12		30	3	11	.273	2	7	.286	2	2	1.000	1	1	2	2.3	3	0	3	0	0	1	10	6.3	
vs. Notre Dame	11/17/12		13	1	3	.333	1	2	.500	2	2	1.000	0	1	1	2.0	2	0	2	1	0	0	5	6.0	
UTSA	11/21/12		29	3	3	1.000	1	1	1.000	0	0	.000	0	8	8	3.2	1	0	4	3	0	1	7	6.2	
CS NORTHRIDGE	11/24/12	*	33	2	6	.333	1	4	.250	0	0	.000	1	2	3	3.2	0	0	2	2	0	1	5	6.0	
vs. Montana	11/28/12	*	27	2	6	.333	2	5	.400	0	0	.000	0	3	3	3.1	3	0	2	0	0	3	6	6.0	
at Iowa State	12/01/12																								
UTAH STATE	12/05/12																								
UTAH	12/08/12																								
at Weber State	12/15/12																								
EASTERN NM	12/18/12																								
at Baylor	12/21/12																								
NORTHERN ARIZONA	12/27/12																								
vs. Virginia Tech	12/29/12																								
LMU	01/03/13																								
at San Francisco	01/05/13																								
PEPPERDINE	01/10/13																								
at Santa Clara	01/12/13																								
SAINT MARY'S	01/16/13																								
SAN DIEGO	01/19/13																								
at Gonzaga	01/24/13																								
at Portland	01/26/13																								
at Pepperdine	01/31/13																								
SANTA CLARA	02/02/13																								
at San Diego	02/07/13																								
SAN FRANCISCO	02/09/13																								
PORTLAND	02/16/13																								
at Saint Mary's	02/21/13																								
GONZAGA	02/28/13																								
at LMU	03/02/13																								
Totals			2	177	14	38	.368	9	24	.375	5	9	.556	2	20	22	3.1	10	0	19	10	0	8	42	6.0

CAREER STATISTICS (ALL GAMES)

Year	GP	GS	Min	Avg	FG	FGA	Pct	3FG	FGA	Pct	FT	FTA	Pct	Off	Def	TR	Avg	PF	FO	A	TO	Blk	Stl	Pts	Avg
2011-12	35	3	588	16.8	33	89	.371	22	58	.379	22	34	.647	5	47	52	1.5	39	0	74	25	0	29	110	3.1
2012-13	7	2	177	25.3	14	38	.368	9	24	.375	5	9	.556	2	20	22	3.1	10	0	19	10	0	8	42	6.0
TOTAL	42	5	765	18.2	47	127	.370	31	82	.378	27	43	.628	7	67	74	1.8	49	0	93	35	0	37	152	3.6

CAREER STATISTICS (CONFERENCE GAMES)

Year	GP	GS	Min	Avg	FG	FGA	Pct	3FG	FGA	Pct	FT	FTA	Pct	Off	Def	TR	Avg	PF	FO	A	TO	Blk	Stl	Pts	Avg
2011-12	16	0	286	17.9	18	49	.367	14	30	.467	10	16	.625	4	21	25	1.6	17	0	29	12	0	17	60	3.8
TOTAL	16	0	286	17.9	18	49	.367	14	30	.467	10	16	.625	4	21	25	1.6	17	0	29	12	0	17	60	3.8



**3 — TYLER HAWS**

6-5 • 200 • SOPHOMORE • GUARD • ALPINE, UTAH (LONE PEAK HS)

**2012-13 SEASON — PPG: 22.6 RPG: 6.0 APG: 3.1 SPG: 1.1 BPG: 0.3 FG%: .500 3FG%: .385 FT%: .923**

**Last Time Out**

- Scored 18 points and added 2 rebounds, 3 assists, 1 block and 1 steal vs. Montana

Scan for Cusick's bio on BYUcougars.com



**In 2012-13**

- Has scored 20-plus points in six of seven games this season
- Scored a career-high 32 points and hit a career-best 12 of 12 from the free throw line vs. CSUN
- Name to the Acura Coaches vs. Cancer Classic All-Tournament Team
- Totaled team highs of 21 points and 4 assists against Notre Dame and added 8 rebounds and 2 steals
- Posted a near double-double with 23 points, 9 rebounds, 5 steals, 1 block and 3 steals vs. Florida State
- Filled the stat sheet with 22 points, 7 rebounds, 5 assists and 2 steals vs. Georgia State and shot 8 of 12 from the field and 4 of 6 from downtown

**In 2009-10**

- Named to All-MWC Third Team, Academic All-MWC and HoopTV Las Vegas Classic All-Tournament Team
- Averaged 11.3 points and 4.2 rebounds and shot .498 from the field, .368 from three and .917 from the free throw line

**Other**

- Named 5A state MVP as a junior and senior by the Salt Lake Tribune and as a sophomore by the Deseret News
- Led Lone Peak to state titles as a sophomore and junior and a second-place finish as a senior

**2012-13 SEASON HIGHS**

PTS	32, vs. CSUN – 11/24/12
1st H	17, vs. CSUN – 11/24/12
2nd H	17, vs. Notre Dame – 11/17/12
REB	9, vs. Florida State – 11/16/12
AST	5, GSU – 11/13/12, vs. FSU – 11/16/12
STL	3, vs. Florida State – 11/16/12
BLK	1, twice, last vs. Montana – 11/28/12
FGM	10, vs. Florida State – 11/16/12
FGA	20, twice, last vs. UND – 11/17/12
3PM	4, Georgia State – 11/13/12
3PA	6, Georgia State – 11/13/12
FTM	12, vs. CSUN – 11/24/12
FTA	12, vs. CSUN – 11/24/12

**CAREER HIGHS**

PTS	32, vs. CSUN – 11/24/12
REB	11, twice, last, at UTEP – 1/9/10
AST	6, Idaho State – 11/17/09
STL	4, Air Force – 2/13/10
BLK	2, Idaho State – 11/17/09
FGM	10, vs. Florida State – 11/16/12
FGA	20, twice, last vs. UND – 11/17/12
3PM	4, Wyoming – 1/20/10, GSU – 11/13/12
3PA	8, New Mexico – 2/27/10
FTM	12, vs. CSUN – 11/24/12
FTA	12, vs. CSUN – 11/24/12

**MISCELLANEOUS**

	12-13	Career
Double-Figure PTS	7 (5-2)	28 (24-4)
20-plus Pts	6 (4-2)	10 (8-2)
Double-Figure REB	0 (0-0)	2 (2-0)
Double-Doubles	0 (0-0)	2 (2-0)
3-plus STL	0 (0-0)	2 (2-0)
3-plus BLK	0 (0-0)	0 (0-0)
3-plus 3-point FG	1 (1-0)	5 (4-1)
Scoring Leader	4 (2-2)	9 (7-2)
Rebound Leader	1 (0-1)	9 (7-2)
Assist Leader	2 (0-2)	5 (3-2)

**2012-13 GAME-BY-GAME**

Opponent	Date	GS	Min	FG	FGA	Pct	3FG	FGA	Pct	FT	FTA	Pct	Off	Def	TR	Avg	PF	FO	A	TO	Blk	Stl	Pts	Avg	
TENNESSEE STATE	11/09/12	*	30	7	15	.467	0	2	.000	8	9	.889	0	4	4	4.0	1	0	1	1	0	0	22	22.0	
GEORGIA STATE	11/13/12	*	32	8	12	.667	4	6	.667	2	2	1.000	1	6	7	5.5	0	0	5	4	0	2	22	22.0	
vs. Florida State	11/16/12	*	35	10	20	.500	1	4	.250	2	2	1.000	6	3	9	6.7	3	0	5	3	1	3	23	22.3	
vs. Notre Dame	11/17/12	*	40	8	20	.400	0	2	.000	5	6	.833	2	6	8	7.0	2	0	4	2	0	2	21	22.0	
UTSA	11/21/12	*	35	8	16	.500	2	4	.500	2	2	1.000	2	4	6	6.8	1	0	3	3	0	0	20	21.6	
CS NORTHRIDGE	11/24/12	*	33	9	17	.529	2	4	.500	12	12	1.000	3	3	6	6.7	2	0	1	2	0	0	32	23.3	
vs. Montana	11/28/12	*	31	6	12	.500	1	4	.250	5	6	.833	0	2	2	6.0	0	0	3	3	1	1	18	22.6	
at Iowa State	12/01/12																								
UTAH STATE	12/05/12																								
UTAH	12/08/12																								
at Weber State	12/15/12																								
EASTERN NM	12/18/12																								
at Baylor	12/21/12																								
NORTHERN ARIZONA	12/27/12																								
vs. Virginia Tech	12/29/12																								
LMU	01/03/13																								
at San Francisco	01/05/13																								
PEPPERDINE	01/10/13																								
at Santa Clara	01/12/13																								
SAINT MARY'S	01/16/13																								
SAN DIEGO	01/19/13																								
at Gonzaga	01/24/13																								
at Portland	01/26/13																								
at Pepperdine	01/31/13																								
SANTA CLARA	02/02/13																								
at San Diego	02/07/13																								
SAN FRANCISCO	02/09/13																								
PORTLAND	02/16/13																								
at Saint Mary's	02/21/13																								
GONZAGA	02/28/13																								
at LMU	03/02/13																								
Totals			7	236	56	112	.500	10	26	.385	36	39	.923	14	28	42	6.0	9	0	22	18	2	8	158	22.6

**CAREER STATISTICS (ALL GAMES)**

Year	GP	GS	Min	Avg	FG	FGA	Pct	3FG	FGA	Pct	FT	FTA	Pct	Off	Def	TR	Avg	PF	FO	A	TO	Blk	Stl	Pts	Avg
2009-10	35	33	924	26.4	131	263	.498	25	68	.368	110	120	.917	49	97	146	4.2	53	0	54	41	5	26	397	11.3
2012-13	7	7	236	33.7	56	112	.500	10	26	.385	36	39	.923	14	28	42	6.0	9	0	22	18	2	8	158	22.6
TOTAL	42	40	1160	27.6	187	375	.499	35	94	.372	146	159	.918	63	125	188	4.5	62	0	76	59	7	34	555	13.2

**CAREER STATISTICS (CONFERENCE GAMES)**

Year	GP	GS	Min	Avg	FG	FGA	Pct	3FG	FGA	Pct	FT	FTA	Pct	Off	Def	TR	Avg	PF	FO	A	TO	Blk	Stl	Pts	Avg
2009-10	16	16	424	26.5	57	129	.442	14	37	.378	51	55	.927	24	40	64	4.0	18	0	28	18	2	13	179	11.2
TOTAL	16	16	424	26.5	57	129	.442	14	37	.378	51	55	.927	24	40	64	4.0	18	0	28	18	2	13	179	11.2



**5 — AGUSTIN AMBROSINO 6-8 • 225 • JUNIOR • FORWARD • CORDOBA, ARGENTINA (SALT LAKE CC)**

**2012-13 SEASON — PPG: 2.4 RPG: 1.1 APG: 0.3 SPG: 0.1 BPG: 0.3 FG%: .500 3FG%: .455 FT%: .000**

**Last Time Out**

- Hit 2 of 2 from three for 6 points against Montana

Scan for Ambrosino's bio on BYUcougars.com



**In 2012-13**

- Hit 2 of 2 from three for 6 points against Montana
- Posted career highs of 6 points, 2 made threes, 3 rebounds and 2 assists vs. UTSA
- Grabbed 2 rebounds in 2 minutes vs. Notre Dame
- Post 3 points in his BYU debut vs. Tennessee State

**Before BYU**

- Played at Salt Lake Community College for Todd Phillips in 2011-12
- Averaged 9.6 points and 5.3 rebounds while shooting .498 from the field, .438 from three and .778 from the free throw line as SLCC went 22-9
- Earned All-SWAC honors

**Other**

- Parents are Nestor Ambrosino and Maria Alejandra Noriega and has two sisters
- His father Nestor played minor league basketball in Argentina

**2012-13 SEASON HIGHS**

PTS	6, twice, last vs. Montana – 11/28/12
1st H	6, UTSA – 11/21/12
2nd H	3, vs. Montana – 11/28/12
REB	3, UTSA – 11/21/12
AST	2, UTSA – 11/21/12
STL	1, vs. Florida State – 11/16/12
BLK	1, GSU – 11/13/12, vs. FSU – 11/16/12
FGM	2, twice, last vs. Montana – 11/28/12
FGA	2, 5 times, last vs. Montana – 11/28/12
3PM	2, twice, last vs. Montana – 11/28/12
3PA	2, 4 times, last vs. Montana – 11/28/12
FTM	—
FTA	—

**MISCELLANEOUS**

	12-13	Career
Double-Figure PTS	0 (0-0)	0 (0-0)
20-plus Pts	0 (0-0)	0 (0-0)
Double-Figure REB	0 (0-0)	0 (0-0)
Double-Doubles	0 (0-0)	0 (0-0)
3-plus STL	0 (0-0)	0 (0-0)
3-plus BLK	0 (0-0)	0 (0-0)
3-plus 3-point FG	0 (0-0)	0 (0-0)
Scoring Leader	0 (0-0)	0 (0-0)
Rebound Leader	0 (0-0)	0 (0-0)
Assist Leader	0 (0-0)	0 (0-0)

**2012-13 GAME-BY-GAME**


Opponent	Date	GS	Min	FG	FGA	Pct	3FG	FGA	Pct	FT	FTA	Pct	Off	Def	TR	Avg	PF	FO	A	TO	Blk	Stl	Pts	Avg	
TENNESSEE STATE	11/09/12		5	1	2	.500	1	2	.500	0	0	.000	0	0	0	0.0	1	0	0	0	0	0	3	3.0	
GEORGIA STATE	11/13/12		7	0	2	.000	0	2	.000	0	0	.000	0	0	0	0.0	1	0	0	0	1	0	0	1.5	
vs. Florida State	11/16/12		14	0	1	.000	0	1	.000	0	0	.000	0	1	1	0.3	1	0	0	1	1	1	0	1.0	
vs. Notre Dame	11/17/12		2	0	1	.000	0	1	.000	0	0	.000	0	2	2	0.8	0	0	0	1	0	0	0	0.8	
UTSA	11/21/12		9	2	2	1.000	2	2	1.000	0	0	.000	1	2	3	1.2	2	0	2	3	0	0	6	1.8	
CS NORTHRIDGE	11/24/12	*	7	1	2	.500	0	1	.000	0	0	.000	0	1	1	1.2	3	0	0	1	0	0	2	1.8	
vs. Montana	11/28/12		7	2	2	1.000	2	2	1.000	0	0	.000	1	0	1	1.1	0	0	0	1	0	0	6	2.4	
at Iowa State	12/01/12																								
UTAH STATE	12/05/12																								
UTAH	12/08/12																								
at Weber State	12/15/12																								
EASTERN NM	12/18/12																								
at Baylor	12/21/12																								
NORTHERN ARIZONA	12/27/12																								
vs. Virginia Tech	12/29/12																								
LMU	01/03/13																								
at San Francisco	01/05/13																								
PEPPERDINE	01/10/13																								
at Santa Clara	01/12/13																								
SAINT MARY'S	01/16/13																								
SAN DIEGO	01/19/13																								
at Gonzaga	01/24/13																								
at Portland	01/26/13																								
at Pepperdine	01/31/13																								
SANTA CLARA	02/02/13																								
at San Diego	02/07/13																								
SAN FRANCISCO	02/09/13																								
PORTLAND	02/16/13																								
at Saint Mary's	02/21/13																								
GONZAGA	02/28/13																								
at LMU	03/02/13																								
Totals			1	51	6	12	.500	5	11	.455	0	0	.000	2	6	8	1.1	8	0	2	7	2	1	17	2.4

**CAREER STATISTICS (ALL GAMES)**

Year	GP	GS	Min	Avg	FG	FGA	Pct	3FG	FGA	Pct	FT	FTA	Pct	Off	Def	TR	Avg	PF	FO	A	TO	Blk	Stl	Pts	Avg
2012-13	7	1	51	7.3	6	12	.500	5	11	.455	0	0	.000	2	6	8	1.1	8	0	2	7	2	1	17	2.4
TOTAL	7	1	51	7.3	6	12	.500	5	11	.455	0	0	.000	2	6	8	1.1	8	0	2	7	2	1	17	2.4

**CAREER STATISTICS (CONFERENCE GAMES)**

Year	GP	GS	Min	Avg	FG	FGA	Pct	3FG	FGA	Pct	FT	FTA	Pct	Off	Def	TR	Avg	PF	FO	A	TO	Blk	Stl	Pts	Avg
2012-13	0	0	0	0.0	0	0	.000	0	0	.000	0	0	.000	0	0	0	0.0	0	0	0	0	0	0	0	0.0
TOTAL	0	0	0	0.0	0	0	.000	0	0	.000	0	0	.000	0	0	0	0.0	0	0	0	0	0	0	0	0.0



**10 — MATT CARLINO 6-2 • 175 • SOPHOMORE • GUARD • SCOTTSDALE, ARIZ. (BLOOMINGTON SOUTH HS)**

**2012-13 SEASON — PPG: 5.4 RPG: 2.9 APG: 4.7 SPG: 1.3 BPG: 0.0 FG%: .327 3FG%: .111 FT%: .571**

**Last Time Out**

- Against Montana had 6 points, 2 rebounds, 2 assists and 1 steal

Scan for Carlino's bio on BYUcougars.com



**In 2012-13**

- Owns an assist/turnover ratio of 2.8 ... has just 2 turnovers in the last 4 games
- Came off the bench for the first time since 12/17/11 and posted 8 points and 6 assists against CSUN
- Against Georgia State posted 11 points, 7 assists, 4 rebounds and 4 steals
- Posted 9 points, 10 assists and 5 rebounds vs. Tennessee State

**In 2011-12**

- Named All-WCC Honorable Mention and to the WCC All-Freshman Team
- Averaged 12.2 points, 4.6 assists, 3.0 rebounds and 1.4 steals and started in 24 of 25 games played
- Posted season highs of 30 points, 7 rebounds, 11 assists and 4 steals
- In league games was 14th in scoring, 4th in assists, T-9th in steals, T-12th in 3-point FGs and 3rd in assist/turnover ratio

**Other**

- Redshirted at BYU in 2010-11 after transferring from UCLA
- Led Bloomington South to a 23-1 record while averaging 13.4 points, 5.9 rebounds and 4.3 assists per game

**2012-13 SEASON HIGHS**

PTS	11, Georgia State – 11/13/12
1st H	6, Georgia State – 11/13/12
2nd H	9, Tennessee State – 11/9/12
REB	5, Tennessee State – 11/9/12
AST	10, Tennessee State – 11/9/12
STL	4, Georgia State – 11/13/12
BLK	—
FGM	5, Georgia State – 11/13/12
FGA	9, twice, last CSUN – 11/24/12
3PM	1, Georgia State – 11/13/12
3PA	4, twice, last vs. UND – 11/17/12
FTM	3, Tennessee State – 11/9/12
FTA	4, Tennessee State – 11/9/12

**CAREER HIGHS**

PTS	30, at San Francisco – 2/16/12
REB	7, twice, last at San Diego – 1/16/12
AST	11, Buffalo – 12/20/11
STL	4, at USF – 2/16/12, GSU – 11/13/12
BLK	1, 7 times, last vs. San Diego – 3/2/12
FGM	13, at San Francisco – 2/16/12
FGA	23, at Gonzaga – 2/23/12
3PM	4, twice, last at USF – 2/16/12
3PA	9, at Gonzaga – 2/23/12
FTM	7, at Portland – 2/4/12
FTA	8, at Portland – 2/4/12

**MISCELLANEOUS**

	12-13	Career
Double-Figure PTS	1 (1-0)	16 (11-5)
20-plus Pts	0 (0-0)	3 (3-0)
Double-Figure REB	0 (0-0)	0 (0-0)
Double-Doubles	0 (0-0)	1 (1-0)
3-plus STL	1 (1-0)	7 (7-0)
3-plus BLK	0 (0-0)	0 (0-0)
3-plus 3-point FG	0 (0-0)	7 (4-3)
Scoring Leader	0 (0-0)	4 (2-2)
Rebound Leader	0 (0-0)	0 (0-0)
Assist Leader	3 (3-0)	19 (14-5)

**2012-13 GAME-BY-GAME**


Opponent	Date	GS	Min	FG	FGA	Pct	3FG	FGA	Pct	FT	FTA	Pct	Off	Def	TR	Avg	PF	FO	A	TO	Blk	Stl	Pts	Avg	
TENNESSEE STATE	11/09/12	*	30	3	6	.500	0	3	.000	3	4	.750	0	5	5	5.0	2	0	10	4	0	1	9	9.0	
GEORGIA STATE	11/13/12	*	32	5	8	.625	1	2	.500	0	0	.000	0	4	4	4.5	1	0	7	4	0	4	11	10.0	
vs. Florida State	11/16/12	*	16	0	9	.000	0	4	.000	0	1	.000	2	1	3	4.0	0	0	2	2	0	0	0	6.7	
vs. Notre Dame	11/17/12	*	30	1	5	.200	0	4	.000	0	0	.000	0	2	2	3.5	0	0	3	0	0	2	2	5.5	
UTSA	11/21/12	*	10	1	8	.125	0	2	.000	0	0	.000	2	0	2	3.2	1	0	3	1	0	0	2	4.8	
CS NORTHBRIDGE	11/24/12		20	4	9	.444	0	2	.000	0	0	.000	2	0	2	3.0	1	0	6	1	0	1	8	5.3	
vs. Montana	11/28/12		24	2	4	.500	1	1	1.000	1	2	.500	1	1	2	2.9	2	0	2	0	0	1	6	5.4	
at Iowa State	12/01/12																								
UTAH STATE	12/05/12																								
UTAH	12/08/12																								
at Weber State	12/15/12																								
EASTERN NM	12/18/12																								
at Baylor	12/21/12																								
NORTHERN ARIZONA	12/27/12																								
vs. Virginia Tech	12/29/12																								
LMU	01/03/13																								
at San Francisco	01/05/13																								
PEPPERDINE	01/10/13																								
at Santa Clara	01/12/13																								
SAINT MARY'S	01/16/13																								
SAN DIEGO	01/19/13																								
at Gonzaga	01/24/13																								
at Portland	01/26/13																								
at Pepperdine	01/31/13																								
SANTA CLARA	02/02/13																								
at San Diego	02/07/13																								
SAN FRANCISCO	02/09/13																								
PORTLAND	02/16/13																								
at Saint Mary's	02/21/13																								
GONZAGA	02/28/13																								
at LMU	03/02/13																								
Totals			5	162	16	49	.327	2	18	.111	4	7	.571	7	13	20	2.9	7	0	33	12	0	9	38	5.4

**CAREER STATISTICS (ALL GAMES)**

Year	GP	GS	Min	Avg	FG	FGA	Pct	3FG	FGA	Pct	FT	FTA	Pct	Off	Def	TR	Avg	PF	FO	A	TO	Blk	Stl	Pts	Avg
2011-12	25	24	692	27.7	110	274	.401	41	124	.331	44	58	.759	9	66	75	3.0	58	2	115	75	7	36	305	12.2
2012-13	7	5	162	23.1	16	49	.327	2	18	.111	4	7	.571	7	13	20	2.9	7	0	33	12	0	9	38	5.4
TOTAL	32	29	854	26.7	126	323	.390	43	142	.303	48	65	.738	16	79	95	3.0	65	2	148	87	7	45	343	10.7

**CAREER STATISTICS (CONFERENCE GAMES)**

Year	GP	GS	Min	Avg	FG	FGA	Pct	3FG	FGA	Pct	FT	FTA	Pct	Off	Def	TR	Avg	PF	FO	A	TO	Blk	Stl	Pts	Avg
2011-12	16	16	437	27.3	72	177	.407	23	77	.299	29	41	.707	7	43	50	3.1	37	2	74	36	4	22	196	12.3
TOTAL	16	16	437	27.3	72	177	.407	23	77	.299	29	41	.707	7	43	50	3.1	37	2	74	36	4	22	196	12.3



12 — JOSH SHARP

6-7 • 185 • SOPHOMORE • FORWARD • HIGHLAND, UTAH (UTAH)

2012-13 SEASON — PPG: 6.9 RPG: 5.1 APG: 0.4 SPG: 0.3 BPG: 0.9 FG%: .600 3FG%: .000 FT%: .667

Last Time Out

- Scored a career-high 13 points on 6 of 8 shooting and added 8 rebounds vs. Montana

Scan for Sharp's bio on BYUcougars.com



In 2012-13

- Has set a career high in points in each of the last three games
- Scored a career-high 13 points on 6 of 8 shooting and added 8 rebounds vs. Montana
- Scored a career-best 9 points and added 3 rebounds and 2 blocks vs. CSUN
- Set a new career high with 8 points and added 6 rebounds, 1 block and 1 steal vs. UTSA
- Tied his career high with 7 points and a set a new career high with 10 rebounds vs. Notre Dame

In 2011-12

- Played in 28 games and averaged 1.2 points and 1.4 rebounds
- Received Bronze Honors on the WCC Commissioner's Honor Roll

Other

- Parents are Joe and Debbie Sharp
- Wife's name is Jordan
- Served a mission for The Church of Jesus Christ of Latter-day Saints in Houston

2012-13 SEASON HIGHS

PTS	13, vs. Montana – 11/28/12
1st H	7, CSUN – 11/24/12
2nd H	7, vs. Montana – 11/28/12
REB	10, vs. Notre Dame – 11/17/12
AST	1, 3 times, last CSUN – 11/24/12
STL	1, GSU – 11/13/12, UTSA – 11/21/12
BLK	2, twice, last CSUN – 11/24/12
FGM	6, vs. Montana – 11/28/12
FGA	8, vs. Montana – 11/28/12
3PM	—
3PA	1, vs. Notre Dame – 11/17/12
FTM	3, vs. Notre Dame – 11/17/12
FTA	3, vs. Notre Dame – 11/17/12

CAREER HIGHS

PTS	13, vs. Montana – 11/28/12
REB	10, vs. Notre Dame – 11/17/12
AST	3, Longwood – 11/18/11
STL	1, six times, last, UTSA – 11/21/12
BLK	2, twice, last CSUN – 11/24/12
FGM	6, vs. Montana – 11/28/12
FGA	8, vs. Montana – 11/28/12
3PM	1, Prairie View A&M – 11/22/11
3PA	1, six times, last, vs. UND – 11/17/12
FTM	3, Pepp – 2/11/12, vs. UND – 11/17/12
FTA	4, twice, last, Pepperdine – 2/11/12

MISCELLANEOUS

	12-13	Career
Double-Figure PTS	1 (1-0)	1 (1-0)
20-plus Pts	0 (0-0)	0 (0-0)
Double-Figure REB	1 (0-1)	1 (0-1)
Double-Doubles	0 (0-0)	0 (0-0)
3-plus STL	0 (0-0)	0 (0-0)
3-plus BLK	0 (0-0)	0 (0-0)
3-plus 3-point FG	0 (0-0)	0 (0-0)
Scoring Leader	0 (0-0)	0 (0-0)
Rebound Leader	1 (0-1)	1 (0-1)
Assist Leader	0 (0-0)	0 (0-0)

2012-13 GAME-BY-GAME

Opponent	Date	GS	Min	FG	FGA	Pct	3FG	FGA	Pct	FT	FTA	Pct	Off	Def	TR	Avg	PF	FO	A	TO	Blk	Stl	Pts	Avg	
TENNESSEE STATE	11/09/12	*	26	3	5	.600	0	0	.000	1	2	.500	1	2	3	3.0	3	0	1	3	2	0	7	7.0	
GEORGIA STATE	11/13/12	*	25	2	4	.500	0	0	.000	0	0	.000	3	3	6	4.5	2	0	0	1	0	1	4	5.5	
vs. Florida State	11/16/12	*	9	0	0	.000	0	0	.000	0	0	.000	0	0	0	3.0	3	0	0	0	1	0	0	3.7	
vs. Notre Dame	11/17/12	*	38	2	6	.333	0	1	.000	3	3	1.000	7	3	10	4.8	3	0	1	1	0	0	7	4.5	
UTSA	11/21/12	*	30	4	5	.800	0	0	.000	0	0	.000	2	4	6	5.0	2	0	0	1	1	1	8	5.2	
CS NORTHRIDGE	11/24/12		23	4	7	.571	0	0	.000	1	2	.500	1	2	3	4.7	3	0	1	2	2	0	9	5.8	
vs. Montana	11/28/12	*	25	6	8	.750	0	0	.000	1	2	.500	5	3	8	5.1	3	0	0	1	0	0	13	6.9	
at Iowa State	12/01/12																								
UTAH STATE	12/05/12																								
UTAH	12/08/12																								
at Weber State	12/15/12																								
EASTERN NM	12/18/12																								
at Baylor	12/21/12																								
NORTHERN ARIZONA	12/27/12																								
vs. Virginia Tech	12/29/12																								
LMU	01/03/13																								
at San Francisco	01/05/13																								
PEPPERDINE	01/10/13																								
at Santa Clara	01/12/13																								
SAINT MARY'S	01/16/13																								
SAN DIEGO	01/19/13																								
at Gonzaga	01/24/13																								
at Portland	01/26/13																								
at Pepperdine	01/31/13																								
SANTA CLARA	02/02/13																								
at San Diego	02/07/13																								
SAN FRANCISCO	02/09/13																								
PORTLAND	02/16/13																								
at Saint Mary's	02/21/13																								
GONZAGA	02/28/13																								
at LMU	03/02/13																								
Totals			6	176	21	35	.600	0	1	.000	6	9	.667	19	17	36	5.1	19	0	3	9	6	2	48	6.9

CAREER STATISTICS (ALL GAMES)

Year	GP	GS	Min	Avg	FG	FGA	Pct	3FG	FGA	Pct	FT	FTA	Pct	Off	Def	TR	Avg	PF	FO	A	TO	Blk	Stl	Pts	Avg
2011-12	28	0	197	7.0	9	23	.391	1	5	.200	14	23	.609	16	22	38	1.4	21	0	12	12	3	4	33	1.2
2012-13	7	6	176	25.1	21	35	.600	0	1	.000	6	9	.667	19	17	36	5.1	19	0	3	9	6	2	48	6.9
TOTAL	35	6	373	10.7	30	58	.517	1	6	.167	20	32	.625	35	39	74	2.1	40	0	15	21	9	6	81	2.3

CAREER STATISTICS (CONFERENCE GAMES)

Year	GP	GS	Min	Avg	FG	FGA	Pct	3FG	FGA	Pct	FT	FTA	Pct	Off	Def	TR	Avg	PF	FO	A	TO	Blk	Stl	Pts	Avg
2011-12	13	0	63	4.8	0	4	.000	0	1	.000	10	14	.714	6	4	10	0.8	7	0	3	2	3	2	10	0.8
TOTAL	13	0	63	4.8	0	4	.000	0	1	.000	10	14	.714	6	4	10	0.8	7	0	3	2	3	2	10	0.8





13 — BROCK ZYLSTRA

6-6 • 210 • SENIOR • GUARD • LA VERNE, CALIF. (BONITA HS)

2012-13 SEASON — PPG: 9.4 RPG: 4.3 APG: 2.7 SPG: 1.3 BPG: 0.1 FG%: .434 3FG%: .419 FT%: .875

Last Time Out

- Totaled 8 points, 5 rebounds, 2 assists and 1 steal vs. Montana

Scan for Zylstra's bio on BYUcougars.com



In 2012-13

- Has hit a three in all seven games including 2 threes in six of seven games and has scored in double figures 4 times
- Posted season highs of 14 points, 7 rebounds, 5 assists and 1 block vs. CSUN
- Had 10 points, 4 rebounds and 3 assists vs. Notre Dame
- Against Florida State had 10 points, 3 rebounds, 4 assists and 4 steals
- Against Tennessee State posted 11 points, 4 rebounds and 1 assist and hit 2 threes

In 2011-12

- Received the Most Improved Player Award at the team banquet and Bronze Honors on the WCC Commissioner's Honor Roll
- Posted season highs of 26 points, 9 rebounds, 5 assists and 4 steals

Other

- Parents are Dave and Maxine Zylstra
- Wife's name is Sarah and they have a daughter, Sophia

2012-13 SEASON HIGHS

PTS	14, CSUN – 11/24/12
1st H	10, vs. Notre Dame – 11/17/12
2nd H	9, CSUN – 11/24/12
REB	7, CSUN – 11/24/12
AST	5, CSUN – 11/24/12
STL	4, vs. Florida State – 11/16/12
BLK	1, CSUN – 11/24/12
FGM	4, 3 times, last CSUN – 11/24/12
FGA	10, vs. Florida State – 11/16/12
3PM	2, 6 times, last vs. Montana – 11/28/12
3PA	5, 4 times, last vs. Montana – 11/28/12
FTM	4, CSUN – 11/24/12
FTA	5, CSUN – 11/24/12

CAREER HIGHS

PTS	26, Buffalo – 12/20/11
REB	9, Portland – 2/25/12
AST	5, twice, last CSUN – 11/24/12
STL	4, three times, last vs. FSU – 11/16/12
BLK	1, 9 times, last, CSUN – 11/24/12
FGM	9, Buffalo – 12/20/11
FGA	16, Buffalo – 12/20/11
3PM	6, vs. San Francisco – 1/7/12
3PA	10, Buffalo – 12/20/11
FTM	6, at Portland – 2/4/12
FTA	9, at Portland – 2/4/12

MISCELLANEOUS

	12-13	Career
Double-Figure PTS	4 (2-2)	13 (11-2)
20-plus Pts	0 (0-0)	4 (4-0)
Double-Figure REB	0 (0-0)	0 (0-0)
Double-Doubles	0 (0-0)	0 (0-0)
3-plus STL	1 (0-1)	4 (2-2)
3-plus BLK	0 (0-0)	0 (0-0)
3-plus 3-point FG	0 (0-0)	7 (7-0)
Scoring Leader	0 (0-0)	4 (4-0)
Rebound Leader	0 (0-0)	2 (2-0)
Assist Leader	0 (0-0)	1 (0-1)

2012-13 GAME-BY-GAME

Opponent	Date	GS	Min	FG	FGA	Pct	3FG	FGA	Pct	FT	FTA	Pct	Off	Def	TR	Avg	PF	FO	A	TO	Blk	Stl	Pts	Avg	
TENNESSEE STATE	11/09/12	*	22	4	7	.571	2	4	.500	1	1	1.000	0	4	4	4.0	2	0	1	1	0	0	11	11.0	
GEORGIA STATE	11/13/12	*	16	3	7	.429	2	5	.400	0	0	.000	0	2	2	3.0	3	0	1	1	0	1	8	9.5	
vs. Florida State	11/16/12	*	31	3	10	.300	2	5	.400	2	2	1.000	1	2	3	3.0	3	0	4	0	0	4	10	9.7	
vs. Notre Dame	11/17/12	*	35	4	9	.444	2	4	.500	0	0	.000	0	4	4	3.3	3	0	3	2	0	0	10	9.8	
UTSA	11/21/12	*	32	2	5	.400	1	3	.333	0	0	.000	0	5	5	3.6	0	0	3	0	0	1	5	8.8	
CS NORTHBRIDGE	11/24/12	*	36	4	9	.444	2	5	.400	4	5	.800	0	7	7	4.2	4	0	5	2	1	2	14	9.7	
vs. Montana	11/28/12	*	28	3	6	.500	2	5	.400	0	0	.000	1	4	5	4.3	4	0	2	1	0	1	8	9.4	
at Iowa State	12/01/12																								
UTAH STATE	12/05/12																								
UTAH	12/08/12																								
at Weber State	12/15/12																								
EASTERN NM	12/18/12																								
at Baylor	12/21/12																								
NORTHERN ARIZONA	12/27/12																								
vs. Virginia Tech	12/29/12																								
LMU	01/03/13																								
at San Francisco	01/05/13																								
PEPPERDINE	01/10/13																								
at Santa Clara	01/12/13																								
SAINT MARY'S	01/16/13																								
SAN DIEGO	01/19/13																								
at Gonzaga	01/24/13																								
at Portland	01/26/13																								
at Pepperdine	01/31/13																								
SANTA CLARA	02/02/13																								
at San Diego	02/07/13																								
SAN FRANCISCO	02/09/13																								
PORTLAND	02/16/13																								
at Saint Mary's	02/21/13																								
GONZAGA	02/28/13																								
at LMU	03/02/13																								
Totals			7	200	23	53	.434	13	31	.419	7	8	.875	2	28	30	4.3	19	0	19	7	1	9	66	9.4

CAREER STATISTICS (ALL GAMES)

Year	GP	GS	Min	Avg	FG	FGA	Pct	3FG	FGA	Pct	FT	FTA	Pct	Off	Def	TR	Avg	PF	FO	A	TO	Blk	Stl	Pts	Avg
2009-10	20	0	63	3.2	7	18	.389	0	3	.000	5	8	.625	2	11	13	0.7	4	0	2	4	1	1	19	1.0
2010-11	29	0	150	5.2	10	32	.313	6	22	.273	7	12	.583	5	19	24	0.8	13	0	9	4	0	8	33	1.1
2011-12	34	28	959	28.2	97	213	.455	50	133	.376	38	59	.644	32	115	147	4.3	60	0	64	48	7	40	282	8.3
2012-13	7	7	200	28.6	23	53	.434	13	31	.419	7	8	.875	2	28	30	4.3	19	0	19	7	1	9	66	9.4
TOTAL	90	35	1372	15.2	137	316	.434	69	189	.365	57	87	.655	41	173	214	2.4	96	0	94	63	9	58	400	4.4

CAREER STATISTICS (CONFERENCE GAMES)

Year	GP	GS	Min	Avg	FG	FGA	Pct	3FG	FGA	Pct	FT	FTA	Pct	Off	Def	TR	Avg	PF	FO	A	TO	Blk	Stl	Pts	Avg
2009-10	8	0	24	3.0	3	7	.429	0	1	.000	2	4	.500	1	1	2	0.3	2	0	1	2	0	0	8	1.0
2010-11	11	0	40	3.6	2	7	.286	0	3	.000	3	7	.429	2	5	7	0.6	4	0	2	0	0	2	7	0.6
2011-12	15	9	426	28.4	41	88	.466	20	57	.351	20	33	.606	17	57	74	4.9	27	0	23	19	2	17	122	8.1
TOTAL	34	9	490	14.4	46	102	.451	20	61	.328	25	44	.568	20	63	83	2.4	33	0	26	21	2	19	137	4.0



**20 — ANSON WINDER**

6-3 • 195 • SOPHOMORE • GUARD • LAS VEGAS, NEV. (BISHOP GORMAN HS)

**2012-13 SEASON — PPG: 0.3 RPG: 0.0 APG: 0.0 SPG: 0.0 BPG: 0.0 FG%: .000 3FG%: .000 FT%: .500**

**Last Time Out**

- Played 4 minutes vs. Montana

**In 2012-13**

- Scored first point of the season on a free throw vs. UTSA
- Saw first action of the season against Florida State
- Did not play vs. Tennessee State due to a sprained ankle

**In 2011-12**

- Started 15 times and played in 34 games
- Posted season highs of 20 points, 4 rebounds, 9 assists, 4 steals and 2 blocks
- Was BYU's assist leader in 7 games, scored in double figures 5 times and had 3-plus steals 7 times

**Other**

- Parents are Chuck Winder and Teresa Williams
- Also recruited by Nevada, SMU, Portland, UC Riverside and Idaho
- Helped lead Bishop Gorman to back-to-back Nevada 4A state titles
- Averaged 17 points and seven boards as a senior and led Bishop Gorman to a 30-2 record

Scan for Winder's bio on BYUcougars.com



**2012-13 SEASON HIGHS**

PTS	1, UTSA – 11/21/12
1st H	—
2nd H	1, UTSA – 11/21/12
REB	—
AST	—
STL	—
BLK	—
FGM	—
FGA	1, vs. Montana – 11/28/12
3PM	—
3PA	1, vs. Montana – 11/28/12
FTM	1, UTSA – 11/21/12
FTA	2, UTSA – 11/21/12

**CAREER HIGHS**

PTS	20, Buffalo – 12/20/11
REB	6, at San Francisco – 2/16/12
AST	9, vs Northern Arizona – 11/30/11
STL	4, vs Nevada – 11/25/11
BLK	2, vs Northern Arizona – 11/30/11
FGM	7, Buffalo – 12/20/11
FGA	9, vs Nevada – 11/25/11
3PM	6, Buffalo – 12/20/11
3PA	7, twice, last, Pepperdine – 2/11/12
FTM	3, twice, last, UCSB – 12/22/11
FTA	5, Longwood – 11/18/11

**MISCELLANEOUS**

	12-13	Career
Double-Figure PTS	0 (0-0)	5 (5-0)
20-plus Pts	0 (0-0)	1 (1-0)
Double-Figure REB	0 (0-0)	0 (0-0)
Double-Doubles	0 (0-0)	0 (0-0)
3-plus STL	0 (0-0)	7 (5-2)
3-plus BLK	0 (0-0)	0 (0-0)
3-plus 3-point FG	0 (0-0)	2 (2-0)
Scoring Leader	0 (0-0)	0 (0-0)
Rebound Leader	0 (0-0)	1 (1-0)
Assist Leader	0 (0-0)	7 (7-0)

**2012-13 GAME-BY-GAME**


Opponent	Date	GS	Min	FG	FGA	Pct	3FG	FGA	Pct	FT	FTA	Pct	Off	Def	TR	Avg	PF	FO	A	TO	Blk	Stl	Pts	Avg
TENNESSEE STATE	11/09/12	DNP																						
GEORGIA STATE	11/13/12	DNP																						
vs. Florida State	11/16/12		1	0	0	.000	0	0	.000	0	0	.000	0	0	0	0.0	1	0	0	0	0	0	0.0	
vs. Notre Dame	11/17/12	DNP																						
UTSA	11/21/12		2	0	0	.000	0	0	.000	1	2	.500	0	0	0	0.0	0	0	0	0	0	0	0.5	
CS NORTHBRIDGE	11/24/12		7	0	0	.000	0	0	.000	0	0	.000	0	0	0	0.0	0	0	0	0	0	0	0.3	
vs. Montana	11/28/12		4	0	1	.000	0	1	.000	0	0	.000	0	0	0	0.0	0	0	0	0	0	0	0.3	
at Iowa State	12/01/12																							
UTAH STATE	12/05/12																							
UTAH	12/08/12																							
at Weber State	12/15/12																							
EASTERN NM	12/18/12																							
at Baylor	12/21/12																							
NORTHERN ARIZONA	12/27/12																							
vs. Virginia Tech	12/29/12																							
LMU	01/03/13																							
at San Francisco	01/05/13																							
PEPPERDINE	01/10/13																							
at Santa Clara	01/12/13																							
SAINT MARY'S	01/16/13																							
SAN DIEGO	01/19/13																							
at Gonzaga	01/24/13																							
at Portland	01/26/13																							
at Pepperdine	01/31/13																							
SANTA CLARA	02/02/13																							
at San Diego	02/07/13																							
SAN FRANCISCO	02/09/13																							
PORTLAND	02/16/13																							
at Saint Mary's	02/21/13																							
GONZAGA	02/28/13																							
at LMU	03/02/13																							
Totals			0	14	0	1	.000	0	1	.000	1	2	.500	0	0	0	0.0	1	0	0	0	0	1	0.3

**CAREER STATISTICS (ALL GAMES)**

Year	GP	GS	Min	Avg	FG	FGA	Pct	3FG	FGA	Pct	FT	FTA	Pct	Off	Def	TR	Avg	PF	FO	A	TO	Blk	Stl	Pts	Avg
2011-12	34	15	551	16.2	48	131	.366	25	84	.298	26	41	.634	3	50	53	1.6	40	0	57	32	3	35	147	4.3
2012-13	4	0	14	3.5	0	1	.000	0	1	.000	1	2	.500	0	0	0	0.0	1	0	0	0	0	0	1	0.3
TOTAL	38	15	565	14.9	48	132	.364	25	85	.294	27	43	.628	3	50	53	1.4	41	0	57	32	3	35	148	3.9

**CAREER STATISTICS (CONFERENCE GAMES)**

Year	GP	GS	Min	Avg	FG	FGA	Pct	3FG	FGA	Pct	FT	FTA	Pct	Off	Def	TR	Avg	PF	FO	A	TO	Blk	Stl	Pts	Avg
2011-12	16	7	238	14.9	23	62	.371	10	36	.278	11	14	.786	1	26	27	1.7	26	0	19	11	0	20	67	4.2
TOTAL	16	7	238	14.9	23	62	.371	10	36	.278	11	14	.786	1	26	27	1.7	26	0	19	11	0	20	67	4.2



**23 — CORY CALVERT**

6-3 • 185 • FRESHMAN • GUARD • PARKER, COLO. (CHAPARRAL HS)

**2012-13 SEASON — PPG: 1.5 RPG: 0.3 APG: 0.5 SPG: 0.2 BPG: 0.0 FG%: .333 3FG%: .200 FT%: .000**

**Last Time Out**

- Played 2 minutes and had 1 assist vs. Montana

Scan for Calvert's bio on BYUcougars.com



**In 2012-13**

- Has played in 6 of 7 games this season
- Scored 4 points and dished out 2 assists vs. Florida State
- Posted 3 points and 1 rebound vs. Tennessee State

**Before BYU**

- Prepped at Chaparral High School for Rob Johnson
- Named the 2012 5A MVP in Colorado by the Denver Post and MaxPreps.com
- Named first-team all-state, Continental League Player of the Year and the Joint Effort Co-Player of the Year
- Led Chaparral to the 2012 5A state title and a 25-3 record while averaging 22.3 points, 6.0 rebounds and 5.1 assists

**Other**

- Parents are Cory and Michelle
- Has three sisters
- Planning to serve a mission following the season

**2012-13 SEASON HIGHS**

PTS	4, vs. Florida State – 11/16/12
1st H	2, UTSA – 11/21/12
2nd H	4, vs. Florida State – 11/16/12
REB	1, TSU – 11/9/12, UTSA – 11/21/12
AST	2, vs. Florida State – 11/16/12
STL	1, UTSA – 11/21/12
BLK	—
FGM	2, vs. Florida State – 11/16/12
FGA	5, vs. Florida State – 11/16/12
3PM	1, Tennessee State – 11/9/12
3PA	1, TSU – 11/9/12, UTSA – 11/21/12
FTM	—
FTA	—

**MISCELLANEOUS**

	12-13	Career
Double-Figure PTS	0 (0-0)	0 (0-0)
20-plus Pts	0 (0-0)	0 (0-0)
Double-Figure REB	0 (0-0)	0 (0-0)
Double-Doubles	0 (0-0)	0 (0-0)
3-plus STL	0 (0-0)	0 (0-0)
3-plus BLK	0 (0-0)	0 (0-0)
3-plus 3-point FG	0 (0-0)	0 (0-0)
Scoring Leader	0 (0-0)	0 (0-0)
Rebound Leader	0 (0-0)	0 (0-0)
Assist Leader	0 (0-0)	0 (0-0)

**2012-13 GAME-BY-GAME**


Opponent	Date	GS	Min	FG	FGA	Pct	3FG	FGA	Pct	FT	FTA	Pct	Off	Def	TR	Avg	PF	FO	A	TO	Blk	Stl	Pts	Avg	
TENNESSEE STATE	11/09/12		10	1	3	.333	1	2	.500	0	0	.000	0	1	1	1.0	0	0	0	0	0	0	3	3.0	
GEORGIA STATE	11/13/12		8	0	1	.000	0	0	.000	0	0	.000	0	0	0	0.5	0	0	0	0	0	0	0	1.5	
vs. Florida State	11/16/12		12	2	5	.400	0	1	.000	0	0	.000	0	0	0	0.3	3	0	2	1	0	0	4	2.3	
vs. Notre Dame	11/17/12		2	0	0	.000	0	0	.000	0	0	.000	0	0	0	0.3	1	0	0	0	0	0	0	1.8	
UTSA	11/21/12		6	1	3	.333	0	2	.000	0	0	.000	0	1	1	0.4	0	0	0	0	0	1	2	1.8	
CS NORTHBRIDGE	11/24/12	DNP																							
vs. Montana	11/28/12		2	0	0	.000	0	0	.000	0	0	.000	0	0	0	0.3	1	0	1	0	0	0	0	1.5	
at Iowa State	12/01/12																								
UTAH STATE	12/05/12																								
UTAH	12/08/12																								
at Weber State	12/15/12																								
EASTERN NM	12/18/12																								
at Baylor	12/21/12																								
NORTHERN ARIZONA	12/27/12																								
vs. Virginia Tech	12/29/12																								
LMU	01/03/13																								
at San Francisco	01/05/13																								
PEPPERDINE	01/10/13																								
at Santa Clara	01/12/13																								
SAINT MARY'S	01/16/13																								
SAN DIEGO	01/19/13																								
at Gonzaga	01/24/13																								
at Portland	01/26/13																								
at Pepperdine	01/31/13																								
SANTA CLARA	02/02/13																								
at San Diego	02/07/13																								
SAN FRANCISCO	02/09/13																								
PORTLAND	02/16/13																								
at Saint Mary's	02/21/13																								
GONZAGA	02/28/13																								
at LMU	03/02/13																								
Totals			0	40	4	12	.333	1	5	.200	0	0	.000	0	2	2	0.3	5	0	3	1	0	1	9	1.5

**CAREER STATISTICS (ALL GAMES)**

Year	GP	GS	Min	Avg	FG	FGA	Pct	3FG	FGA	Pct	FT	FTA	Pct	Off	Def	TR	Avg	PF	FO	A	TO	Blk	Stl	Pts	Avg
2012-13	6	0	40	6.7	4	12	.333	1	5	.200	0	0	.000	0	2	2	0.3	5	0	3	1	0	1	9	1.5
TOTAL	6	0	40	6.7	4	12	.333	1	5	.200	0	0	.000	0	2	2	0.3	5	0	3	1	0	1	9	1.5

**CAREER STATISTICS (CONFERENCE GAMES)**

Year	GP	GS	Min	Avg	FG	FGA	Pct	3FG	FGA	Pct	FT	FTA	Pct	Off	Def	TR	Avg	PF	FO	A	TO	Blk	Stl	Pts	Avg
2012-13	0	0	0	0.0	0	0	.000	0	0	.000	0	0	.000	0	0	0	0.0	0	0	0	0	0	0	0	0.0
TOTAL	0	0	0	0.0	0	0	.000	0	0	.000	0	0	.000	0	0	0	0.0	0	0	0	0	0	0	0	0.0



**33 — NATE AUSTIN**

6-11 • 230 • SOPHOMORE • FORWARD • ALPINE, UTAH (LONE PEAK HS)

**2012-13 SEASON — PPG: 3.0 RPG: 4.0 APG: 0.3 SPG: 0.1 BPG: 0.7 FG%: .364 3FG%: .000 FT%: .500**

**Last Time Out**

- Played 2 minutes vs. Montana

Scan for Austin's bio on BYUcougars.com



**In 2012-13**

- Against CSUN had 3 points, 5 rebounds and 1 block
- Had 4 points, 8 rebounds and 1 steal vs. Florida State
- Had 4 points, 4 boards, 2 assists and 2 blocks against Georgia State
- Totaled 4 points, 7 rebounds and 2 blocks vs. Tennessee State

**In 2011-12**

- Played in every game this season and started 1 game
- Posted season highs of 15 points, 10 rebounds, 3 assists and 2 blocks
- Tied for 10th in the WCC in offensive rebounds in league games
- Career-high 15 points came on 7 of 8 shooting vs. Weber State

**Other**

- Served a mission for The Church of Jesus Christ of Latter-day Saints in McAllen, Texas
- Also recruited by Boise State and Utah State

**2012-13 SEASON HIGHS**

PTS	4, four times, last vs. UND – 11/17/12
1st H	4, three times, last vs. FSU – 11/16/12
2nd H	2, vs. Notre Dame – 11/17/12
REB	8, vs. Florida State – 11/16/12
AST	2, Georgia State – 11/13/12
STL	1, vs. Florida State – 11/16/12
BLK	2, TSU – 11/9/12, GSU – 11/13/12
FGM	2, three times, last vs. UND – 11/17/12
FGA	6, vs. Florida State – 11/16/12
3PM	—
3PA	1, vs. Florida State – 11/16/12
FTM	2, twice, last vs. UTSA – 11/21/12
FTA	4, twice, last vs. CSUN – 11/24/12

**CAREER HIGHS**

PTS	15, Weber State -- 12/07/11
REB	10, at Gonzaga -- 2/23/12
AST	3, vs. San Diego -- 3/2/12
STL	1, 10 times, last vs. FSU – 11/16/12
BLK	2, four times, last, GSU – 11/13/12
FGM	7, Weber State -- 12/07/11
FGA	8, Weber State -- 12/07/11
3PM	1, 7 times, last, vs. Iona – 3/13/12
3PA	2, 8 times, last, vs. Iona – 3/13/12
FTM	3, Buffalo -- 12/20/11
FTA	4, 5 times, last vs. FSU – 11/16/12

**MISCELLANEOUS**

	12-13	Career
Double-Figure PTS	0 (0-0)	2 (2-0)
20-plus Pts	0 (0-0)	0 (0-0)
Double-Figure REB	0 (0-0)	0 (0-0)
Double-Doubles	0 (0-0)	0 (0-0)
3-plus STL	0 (0-0)	0 (0-0)
3-plus BLK	0 (0-0)	0 (0-0)
3-plus 3-point FG	0 (0-0)	0 (0-0)
Scoring Leader	0 (0-0)	0 (0-0)
Rebound Leader	1 (1-0)	5 (4-1)
Assist Leader	0 (0-0)	0 (0-0)

**2012-13 GAME-BY-GAME**

Opponent	Date	GS	Min	FG	FGA	Pct	3FG	FGA	Pct	FT	FTA	Pct	Off	Def	TR	Avg	PF	FO	A	TO	Blk	Stl	Pts	Avg	
TENNESSEE STATE	11/09/12		17	2	4	.500	0	0	.000	0	0	.000	1	6	7	7.0	4	0	0	0	2	0	4	4.0	
GEORGIA STATE	11/13/12		16	2	5	.400	0	0	.000	0	0	.000	0	4	4	5.5	1	0	2	1	2	0	4	4.0	
vs. Florida State	11/16/12		22	1	6	.167	0	1	.000	2	4	.500	6	2	8	6.3	2	0	0	1	0	1	4	4.0	
vs. Notre Dame	11/17/12		11	2	5	.400	0	0	.000	0	0	.000	2	0	2	5.3	2	0	0	0	0	0	4	4.0	
UTSA	11/21/12		7	0	0	.000	0	0	.000	2	2	1.000	1	1	2	4.6	2	0	0	1	0	0	2	3.6	
CS NORTHBRIDGE	11/24/12		8	1	2	.500	0	0	.000	1	4	.250	2	3	5	4.7	1	0	0	0	1	0	3	3.5	
vs. Montana	11/28/12		2	0	0	.000	0	0	.000	0	0	.000	0	0	0	4.0	0	0	0	0	0	0	0	3.0	
at Iowa State	12/01/12																								
UTAH STATE	12/05/12																								
UTAH	12/08/12																								
at Weber State	12/15/12																								
EASTERN NM	12/18/12																								
at Baylor	12/21/12																								
NORTHERN ARIZONA	12/27/12																								
vs. Virginia Tech	12/29/12																								
LMU	01/03/13																								
at San Francisco	01/05/13																								
PEPPERDINE	01/10/13																								
at Santa Clara	01/12/13																								
SAINT MARY'S	01/16/13																								
SAN DIEGO	01/19/13																								
at Gonzaga	01/24/13																								
at Portland	01/26/13																								
at Pepperdine	01/31/13																								
SANTA CLARA	02/02/13																								
at San Diego	02/07/13																								
SAN FRANCISCO	02/09/13																								
PORTLAND	02/16/13																								
at Saint Mary's	02/21/13																								
GONZAGA	02/28/13																								
at LMU	03/02/13																								
Totals			0	83	8	22	.364	0	1	.000	5	10	.500	12	16	28	4.0	12	0	2	3	5	1	21	3.0

**CAREER STATISTICS (ALL GAMES)**

Year	GP	GS	Min	Avg	FG	FGA	Pct	3FG	FGA	Pct	FT	FTA	Pct	Off	Def	TR	Avg	PF	FO	A	TO	Blk	Stl	Pts	Avg
2011-12	35	1	450	12.9	58	107	.542	7	23	.304	20	39	.513	53	79	132	3.8	95	6	19	20	15	9	143	4.1
2012-13	7	0	83	11.9	8	22	.364	0	1	.000	5	10	.500	12	16	28	4.0	12	0	2	3	5	1	21	3.0
TOTAL	42	1	533	12.7	66	129	.512	7	24	.292	25	49	.510	65	95	160	3.8	107	6	21	23	20	10	164	3.9

**CAREER STATISTICS (CONFERENCE GAMES)**

Year	GP	GS	Min	Avg	FG	FGA	Pct	3FG	FGA	Pct	FT	FTA	Pct	Off	Def	TR	Avg	PF	FO	A	TO	Blk	Stl	Pts	Avg
2011-12	16	1	230	14.4	28	52	.538	2	10	.200	12	22	.545	33	36	69	4.3	48	4	9	8	5	5	70	4.4
TOTAL	16	1	230	14.4	28	52	.538	2	10	.200	12	22	.545	33	36	69	4.3	48	4	9	8	5	5	70	4.4



42 — IAN HARWARD

6-11 • 215 • FRESHMAN • CENTER • OREM, UTAH (OREM HS)

2012-13 SEASON — PPG: 2.1 RPG: 1.4 APG: 0.1 SPG: 0.1 BPG: 0.1 FG%: .455 3FG%: .000 FT%: .833

Last Time Out

- Had 2 points, a career-best 4 rebounds and his first career block and first career assist vs. Montana

Scan for Harward's bio on BYUcougars.com



In 2012-13

- Has scored in four-straight games
- Had 2 points, a career-best 4 rebounds and his first career block and first career assist vs. Montana
- Scored 4 points and added a career-best 3 boards vs. UTSA
- Scored 7 points vs. Notre Dame on 2 of 3 shooting from the field and 3 of 4 shooting from the free throw line and added 1 steal
- Had 1 rebound vs. Florida State and 1 vs. Georgia State

Before BYU

- Helped Orem to a 15-7 record and averaged 14.0 points per game
- Played for the Pump 'N Run AAU team run by John Palica and coached by O'Connor and Todd Phillips

Other

- Parents are Brad and Alice Harward
- Wife's name is Sarah

2012-13 SEASON HIGHS

PTS	7, vs. Notre Dame – 11/17/12
1st H	7, vs. Notre Dame – 11/17/12
2nd H	—
REB	4, vs. Montana – 11/28/12
AST	1, vs. Montana – 11/28/12
STL	1, vs. Notre Dame – 11/17/12
BLK	1, vs. Montana – 11/28/12
FGM	2, vs. UND – 11/17/12, UTSA – 11/21/12
FGA	3, twice, last vs. Montana – 11/28/12
3PM	—
3PA	—
FTM	3, vs. Notre Dame – 11/17/12
FTA	4, vs. Notre Dame – 11/17/12

MISCELLANEOUS

	12-13	Career
Double-Figure PTS	0 (0-0)	0 (0-0)
20-plus Pts	0 (0-0)	0 (0-0)
Double-Figure REB	0 (0-0)	0 (0-0)
Double-Doubles	0 (0-0)	0 (0-0)
3-plus STL	0 (0-0)	0 (0-0)
3-plus BLK	0 (0-0)	0 (0-0)
3-plus 3-point FG	0 (0-0)	0 (0-0)
Scoring Leader	0 (0-0)	0 (0-0)
Rebound Leader	0 (0-0)	0 (0-0)
Assist Leader	0 (0-0)	0 (0-0)

2012-13 GAME-BY-GAME

Opponent	Date	GS	Min	FG	FGA	Pct	3FG	FGA	Pct	FT	FTA	Pct	Off	Def	TR	Avg	PF	FO	A	TO	Blk	Stl	Pts	Avg
TENNESSEE STATE	11/09/12		2	0	0	.000	0	0	.000	0	0	.000	0	0	0	0.0	2	0	0	0	0	0	0	0.0
GEORGIA STATE	11/13/12		2	0	1	.000	0	0	.000	0	0	.000	0	1	1	0.5	1	0	0	1	0	0	0	0.0
vs. Florida State	11/16/12		2	0	0	.000	0	0	.000	0	0	.000	1	0	1	0.7	2	0	0	1	0	0	0	0.0
vs. Notre Dame	11/17/12		11	2	3	.667	0	0	.000	3	4	.750	0	0	0	0.5	5	1	0	0	0	1	7	1.8
UTSA	11/21/12		8	2	2	1.000	0	0	.000	0	0	.000	1	2	3	1.0	2	0	0	0	0	0	4	2.2
CS NORTHRIDGE	11/24/12		4	0	2	.000	0	0	.000	2	2	1.000	1	0	1	1.0	2	0	0	1	0	0	2	2.2
vs. Montana	11/28/12		7	1	3	.333	0	0	.000	0	0	.000	1	3	4	1.4	2	0	1	0	1	0	2	2.1
at Iowa State	12/01/12																							
UTAH STATE	12/05/12																							
UTAH	12/08/12																							
at Weber State	12/15/12																							
EASTERN NM	12/18/12																							
at Baylor	12/21/12																							
NORTHERN ARIZONA	12/27/12																							
vs. Virginia Tech	12/29/12																							
LMU	01/03/13																							
at San Francisco	01/05/13																							
PEPPERDINE	01/10/13																							
at Santa Clara	01/12/13																							
SAINT MARY'S	01/16/13																							
SAN DIEGO	01/19/13																							
at Gonzaga	01/24/13																							
at Portland	01/26/13																							
at Pepperdine	01/31/13																							
SANTA CLARA	02/02/13																							
at San Diego	02/07/13																							
SAN FRANCISCO	02/09/13																							
PORTLAND	02/16/13																							
at Saint Mary's	02/21/13																							
GONZAGA	02/28/13																							
at LMU	03/02/13																							
Totals			0	36	5	11	.455	0	0	.000	5	6	.833	4	6	10	1.4	16	1	1	3	1	15	2.1

CAREER STATISTICS (ALL GAMES)

Year	GP	GS	Min	Avg	FG	FGA	Pct	3FG	FGA	Pct	FT	FTA	Pct	Off	Def	TR	Avg	PF	FO	A	TO	Blk	Stl	Pts	Avg
2012-13	7	0	36	5.1	5	11	.455	0	0	.000	5	6	.833	4	6	10	1.4	16	1	1	3	1	1	15	2.1
TOTAL	7	0	36	5.1	5	11	.455	0	0	.000	5	6	.833	4	6	10	1.4	16	1	1	3	1	1	15	2.1

CAREER STATISTICS (CONFERENCE GAMES)

Year	GP	GS	Min	Avg	FG	FGA	Pct	3FG	FGA	Pct	FT	FTA	Pct	Off	Def	TR	Avg	PF	FO	A	TO	Blk	Stl	Pts	Avg
2012-13	0	0	0	0.0	0	0	.000	0	0	.000	0	0	.000	0	0	0	0.0	0	0	0	0	0	0	0	0.0
TOTAL	0	0	0	0.0	0	0	.000	0	0	.000	0	0	.000	0	0	0	0.0	0	0	0	0	0	0	0	0.0

**5 players scored in double figures**

2/4/12 at Portland, 79-60 W, Davies - 18, Carlino - 13, Hartsock - 12, Cusick - 12, Zylstra - 12

**6 players scored in double figures**

12/7/11 vs. Weber State, 94-66 W, Hartsock - 19, Austin - 15, Abouo - 15, Rogers - 15, Zylstra - 15, Davies - 11

**No players scored in double figures**

2/21/05 at Air Force, 39-70 L

**One player recorded a double-double**

11/28/12 vs. Montana  
Brandon Davies, 21 points, 10 rebounds

**Two players record a double-double**

2/23/12 at Gonzaga  
Brandon Davies, 23 points, 10 rebounds  
Charles Abouo, 10 points, 10 rebounds

**Two double-digit rebounders**

2/23/12 at Gonzaga  
Davies, Abouo and Austin - 10 rebounds

**Six players had 5 or more rebounds**

1/1/11 vs. Fresno Pacific, C. Collinsworth-8, Rogers-5, Emery-5, Hartsock-5, Abouo-5, Davies-5

**Five players had 6 or more rebounds**

11/20/10 vs. Chicago State, Abouo-8, K. Collinsworth-7, Rogers-7, Anderson-6, C. Collinsworth-6, Davies-6

**Four players had 9 or more rebounds**

12/30/06 vs. Seton Hall, Cummard-12, Plaisted-9, Young-9, Ainge-9

**Two players fouled out**

2/23/12 vs. Saint Mary's  
Brandon Davies, Nate Austin

**Three or more players fouled out**

1/3/09 vs. Wake Forest  
Chris Miles, Gavin MacGregor, Charles Abouo

**A BYU player received a technical foul**

11/24/12 vs. CSUN, Brandon Davies and Brock Zylstra

**An opponent player received a technical foul**

11/28/12 vs. Montana, Keron DeShields

**A BYU Coach received a technical foul**

3/8/12 vs. Gonzaga - Dave Rose

**An opponent Coach received a technical foul**

12/20/11 vs. Buffalo - Reggie Witherspoon

**A BYU player ejected from a game**

11/23/02 vs. Kansas State  
Travis Hansen (2 technical fouls)

**An opponent player ejected from a game**

1/30/10 vs. Utah - Marshall Henderson (flagrant foul)

**A coach ejected from the game**

11/30/05 vs. Lamar (at Delta Center)  
Lamar coach Billy Tubbs (2 technical fouls)

**AT LEAST two players scored 20+ points**

11/21/12 vs. UTSA, Davies 22, Haws 20

**Three players scored 20+ points**

1/14/12 vs. Santa Clara, Davies 23, Carlino 21, Hartsock 21

**Four players scored 20+ points**

1/13/79 vs. UNM, D. Ainge-27, Scott Runia-25, Devin Durrant-20, Alan Taylor-20

**Two players scored 25+ points**

3/18/10 vs. Florida-NCAA 1st Round  
Jimmer Fredette 37, Michael Loyd, Jr. 26

**A player scored 30+ points**

11/24/12 vs. CSUN, Tyler Haws, 32

**A player attempted 20 or more field goals**

11/17/12 vs. Notre Dame, Tyler Haws, 20

**A player with 5 or more steals**

2/23/12 at Gonzaga, Brandon Davies, 6

**A player had double-digit assists**

11/13/12 vs. Tennessee State, Matt Carlino, 10

**A player made double-digit free throws**

11/24/12 vs. CSUN, Tyler Haws (12-12)

**A player shot 100% at the free throw line (min. 8 atts)**

11/24/12 vs. CSUN, Tyler Haws (12-12)

**A player shot 100% from the floor (min. 5 atts)**

1/7/12 vs. San Francisco, Brock Zylstra (8-8)

**A player shot 100% on threes (min. 3 atts)**

1/7/12 vs. San Francisco, Brock Zylstra (6-6)

**Did not make a three**

11/22/96 vs. CS Fullerton (0-9)

**Last time opponent did not make a three**

2/2/08 at Wyoming (0-15)

**BYU had six or fewer turnovers**

1/11/11 at Utah, 5

**BYU committed 25-plus turnovers**

12/15/07 vs. Pepperdine, 86-67 W (29)

**BYU committed 11 or less team fouls in a game**

1/21/12 at Pepperdine, 11

**BYU scored 90 points**

1/14/12 vs. Santa Clara, 95-78 W

**BYU scored 100 points**

3/5/11 vs. Wyoming, 102-78 W

**BYU scored 110 points**

12/22/09 vs. Nevada 110-104 W

**BYU scored less than 50 points in a game**

1/15/08 at UNLV 41-70 L

**Held opponent to less than 50 points in a game**

12/10/11 at Utah 61-42 W

**BYU scored less than 40 points in a game**

2/21/05 at Air Force 39-70 L

**Held opponent to less than 40 points in a game**

11/23/10 vs. Mississippi Valley State 83-36 W

**Shot 60% from the field**

3/6/10 at TCU, (.623), 38-61

**Opponent shot 60% from the field**

12/22/05 at Utah State, (.600), 36-60

**Shot 70% from the field in a half**

3/6/10 at TCU, (.720), 18-25

**Did not miss a 2-point FG attempt in a half**

2/23/04 vs. Air Force, 13-13 inside the arc, (14-17, .824 overall)

**Shot less than 30% from the field**

2/21/05 at Air Force, (.280), 14-50

**Shot 100% from the free throw line**

11/26/11 vs. Wisconsin (11-11)

**Shot 90% from the free throw line (at least 10 attempts)**

11/30/11 vs. Northern Arizona, (.900), 9-10

**Shot less than 50% from the free throw line**

11/20/08 vs. North Florida, (.400), 4-10

**Shot 60% on 3-pointers**

1/7/12 vs. San Francisco, (.632), 12-19

**Shot 70% on 3-pointers**

1/26/08 vs. New Mexico, (.813), 13-16

**Opponent scored less than 20 points in the 1st half**

12/10/11 at Utah, 17 (25-17, 61-42 W)

**Opponent scored less than 20 points in the 2nd half**

3/13/12 vs. Iona, 17 (38-17, 78-72 W)

**BYU scored less than 20 points in the 1st half**

2/21/05 at Air Force, 13 (BYU trailed 13-37)

**BYU scored less than 20 points in the 2nd half**

1/15/00 vs. Utah, 19

**Opponent scored 50 or more points in a half**

3/13/12 vs. Iona, 55 (first half)

**BYU scored 50 or more points in the first half**

1/11/11 at Utah, 53

**BYU scored 50 or more points in the second half**

1/14/12 vs. Santa Clara, 50

**BYU scored 60 or more points in the first half**

11/20/10 vs. Chicago State, 60

**BYU scored 60 or more points in the second half**

12/22/09 vs. Nevada, 64

**Won by 50 or more points (largest margin ever)**

12/22/06 vs. W. Oregon (62) 102-40

**Won by 50 or more points**

11/23/10 vs. Mississippi Valley State (50) 86-36

**Won by 40 or more points**

11/23/10 vs. Mississippi Valley State (50) 86-36

**Won by 30 or more points**

2/11/12 vs. Pepperdine (38) 86-48

**Won by 25 or more points**

11/28/12 vs. Montana (25) 85-60

**Lost by 35-plus points**

11/22/04 vs. North Carolina (36) 86-50

**Lost by 30-plus points**

2/21/05 at Air Force (31) 39-70

**Lost by 25-plus points**

1/15/08 at UNLV (29) 70-41

**Played an overtime game**

3/24/11 vs. Florida, 74-83 (OT)

**Won in single overtime**

2/26/08 at New Mexico, 70-69

**Lost in overtime**

3/24/11 vs. Florida, 74-83 (OT)

**Played a double OT game**

11/26/10 vs. South Florida, 77-75 (2OT)

**Played a triple OT game**

2/28/98 at UTEP 76-75 W (3OT)

**Won 15-straight games**

2009-10 (15)

**Won 10-straight games**

2010-11 (10)

**Lost 3-straight games**

2004-05 (three times)  
last time - @ New Mexico, @ Air Force, @ Utah

**Lost 4-straight games**

2004-05 @ New Mexico, @ Air Force, @ Utah, UNLV

**Lost 5-straight games**

2004-05 @ UNM, @ AFA, @ Utah, UNLV, vs. UNM (at MWC)

**Lost 9-straight games**

1997-98

**Lost 10-straight games**

1996-97 (21) - school record

**Played an NCAA Tournament game**

3/15/12 vs. Marquette-NCAA 2nd Round, 68-88

**Won an NCAA Tournament game**

3/13/12 vs. Iona-NCAA 1st Round, 78-72

**Won two NCAA Tournament games**

1980-81 Princeton 60-51, UCLA 78-55, Notre Dame 51-50, then lost to Virginia 60-74  
2010-11 Wofford 74-66, Gonzaga 89-67

**Won three NCAA Tournament games**

1980-81 Princeton 60-51, UCLA 78-55, Notre Dame 51-50, then lost to Virginia 60-74

**Played in the NIT**

3/15/06 at Houston 67-77 L

**Won an NIT game**

3/14/02 vs. UC Irvine 78-55 W

**Won two NIT games**

1999-00 Bowling Green 81-54, So. Illinois 82-57  
Then lost to Notre Dame in quarterfinals

**Won three NIT games**

1965-66 NIT CHAMPIONS  
1950-51 NIT CHAMPIONS

**Won a conference tournament**

2000-01

**Won a regular season conference title**

2010-11

**Won a conference regular season outright**

2007-08

**Defeated a ranked team**

2/2/12 vs. Gonzaga (24/RV), 83-73

**Defeated a ranked team at home**

2/2/12 vs. Gonzaga (24/RV), 83-73

**Defeated a ranked team on the road**

2/26/11 at SDSU (6/4), 80-67

**Was ranked in the top 25 AP Poll**

3/14/11 Ranked 10th

**Was ranked in the top 25 Coaches Poll**

3/29/11 Ranked 13th

**Finished season ranked in the top 25 polls**

2010-11 10th (AP), 13th (Coaches)

**Official Basketball Box Score -- Game Totals -- Final Statistics**  
**Tennessee State vs BYU**  
**11/09/12 7:05 pm at Provo, Utah, Marriott Center**

**Tennessee State 66 • 0-1, 0-0 OVC**

#	Player	Total		3-Ptr		Rebounds			PF	TP	A	TO	Blk	Stl	Min
		FG-FGA	FG-FGA	FT-FTA	Off	Def	Tot								
01	THORNTON, Kellen	* 9-18	2-5	0-0	4	4	8	2	20	1	3	0	1	31	
02	MILLER, Patrick	* 3-10	2-3	4-4	0	4	4	4	12	9	3	0	3	33	
04	RHETT, M.J.	* 1-3	0-0	3-5	3	5	8	3	5	0	2	0	1	17	
33	COVINGTON, Robert	* 2-12	0-2	5-6	1	4	5	5	9	1	1	2	2	19	
45	CYPHERS, Jordan	* 2-8	1-4	2-3	0	1	1	2	7	0	3	2	1	25	
03	BUTCHER, Kharon	* 1-6	1-4	0-0	1	2	3	4	3	2	0	0	0	21	
05	HARRIS, Jay	0-0	0-0	0-2	1	0	1	3	0	1	3	0	0	13	
22	FREDRICK, Tashan	0-0	0-0	0-0	0	1	1	0	0	0	0	0	0	6	
24	MCCLUNG, Devante	1-2	0-0	0-1	0	2	2	1	2	0	2	0	0	10	
32	WELLIAN, Chaed	0-2	0-1	0-0	0	0	0	0	0	0	0	0	0	5	
44	GREEN, Michael	4-7	0-2	0-2	2	2	4	0	8	1	0	0	0	20	
<b>Team</b>					2	1	3								
<b>Totals</b>		<b>23-68</b>	<b>6-21</b>	<b>14-23</b>	<b>14</b>	<b>26</b>	<b>40</b>	<b>24</b>	<b>66</b>	<b>15</b>	<b>17</b>	<b>4</b>	<b>8</b>	<b>200</b>	

FG % 1st Half: 10-26 38.5% 2nd half: 13-42 31.0% Game: 23-68 33.8% Deadball Rebounds 3  
 3FG % 1st Half: 4-11 36.4% 2nd half: 2-10 20.0% Game: 6-21 28.6%  
 FT % 1st Half: 4-7 57.1% 2nd half: 10-16 62.5% Game: 14-23 60.9%

**BYU 81 • 1-0, 0-0 WCC**

#	Player	Total		3-Ptr		Rebounds			PF	TP	A	TO	Blk	Stl	Min
		FG-FGA	FG-FGA	FT-FTA	Off	Def	Tot								
00	DAVIES, Brandon	* 7-9	0-0	2-4	0	7	7	4	16	3	5	4	2	31	
03	HAWS, Tyler	* 7-15	0-2	8-9	0	4	4	1	22	1	1	0	0	30	
10	CARLINO, Matt	* 3-6	0-3	3-4	0	5	5	2	9	10	4	0	1	30	
12	SHARP, Josh	* 3-5	0-0	1-2	1	2	3	3	7	1	3	2	0	26	
13	ZYLSTRA, Brock	* 4-7	2-4	1-1	0	4	4	2	11	1	1	0	0	22	
01	DELGADO, Raul	0-0	0-0	0-0	0	0	0	0	0	0	0	0	1	5	
02	CUSICK, Craig	2-4	1-1	1-5	0	4	4	0	6	4	3	0	0	22	
05	AMBROSINO, Agustin	1-2	1-2	0-0	0	0	0	1	3	0	0	0	0	5	
23	CALVERT, Cory	1-3	1-2	0-0	0	1	1	0	3	0	0	0	0	10	
33	AUSTIN, Nate	2-4	0-0	0-0	1	6	7	4	4	0	0	2	0	17	
42	HARWARD, Ian	0-0	0-0	0-0	0	0	0	2	0	0	0	0	0	2	
<b>Team</b>					1	4	5								
<b>Totals</b>		<b>30-55</b>	<b>5-14</b>	<b>16-25</b>	<b>3</b>	<b>37</b>	<b>40</b>	<b>19</b>	<b>81</b>	<b>20</b>	<b>17</b>	<b>8</b>	<b>4</b>	<b>200</b>	

FG % 1st Half: 14-29 48.3% 2nd half: 16-26 61.5% Game: 30-55 54.5% Deadball Rebounds 5  
 3FG % 1st Half: 2-9 22.2% 2nd half: 3-5 60.0% Game: 5-14 35.7%  
 FT % 1st Half: 4-5 80.0% 2nd half: 12-20 60.0% Game: 16-25 64.0%

Officials: James Giron, Marc Beasley, Jeffrey Kent  
 Technical fouls: Tennessee State-None. BYU-None.  
 Attendance: 16283

Score by periods	1st	2nd	Total
Tennessee State	28	38	66
BYU	34	47	81

Last FG - TSU 2nd-01:13, BYU 2nd-00:49.  
 Largest lead - TSU by 5 1st-12:52, BYU by 19 2nd-02:07.

Score tied - 5 times.  
 Lead changed - 8 times.

**Official Basketball Box Score -- Game Totals -- Final Statistics**  
**Georgia State vs BYU**  
**11/13/12 7:05 pm at Provo, Utah, Marriott Center**

**Georgia State 62 • 0-2**

#	Player	Total		3-Ptr		Rebounds			PF	TP	A	TO	Blk	Stl	Min
		FG-FGA	FG-FGA	FT-FTA	Off	Def	Tot								
12	White, Devonta	* 5-17	0-6	4-4	1	4	5	0	14	3	5	0	3	36	
22	Hunter, R.J.	* 2-9	0-5	8-9	2	5	7	1	12	2	2	1	2	34	
23	Atkins, Manny	* 9-18	3-6	0-0	2	6	8	2	21	1	1	0	3	36	
33	Crider, Markus	* 0-0	0-0	0-0	0	1	1	1	0	0	2	0	0	13	
45	Burguillos, Denny	* 4-6	0-0	1-2	3	3	6	4	9	0	0	1	1	28	
02	Green, Ryann	0-1	0-1	0-0	0	0	0	0	0	0	0	0	0	1	
20	Travers, David	0-0	0-0	0-0	0	0	0	0	0	0	0	0	1	3	
21	Solomon, Cameron	0-3	0-0	0-0	1	0	1	0	0	0	2	0	0	5	
25	Richardson, Rashaad	3-9	0-4	0-0	0	2	2	4	6	2	1	0	3	32	
31	Shipes, T.J.	0-2	0-0	0-0	1	0	1	2	0	0	1	0	0	8	
50	Vincent, James	0-0	0-0	0-0	1	0	1	0	0	0	0	1	0	4	
<b>Team</b>					0	1	1								
<b>Totals</b>		<b>23-65</b>	<b>3-22</b>	<b>13-15</b>	<b>11</b>	<b>22</b>	<b>33</b>	<b>14</b>	<b>62</b>	<b>9</b>	<b>14</b>	<b>3</b>	<b>13</b>	<b>200</b>	

FG % 1st Half: 9-34 26.5% 2nd half: 14-31 45.2% Game: 23-65 35.4% Deadball Rebounds 0  
 3FG % 1st Half: 2-12 16.7% 2nd half: 1-10 10.0% Game: 3-22 13.6%  
 FT % 1st Half: 6-6 100.0% 2nd half: 7-9 77.8% Game: 13-15 86.7%

**BYU 80 • 2-0**

#	Player	Total		3-Ptr		Rebounds			PF	TP	A	TO	Blk	Stl	Min
		FG-FGA	FG-FGA	FT-FTA	Off	Def	Tot								
00	DAVIES, Brandon	* 10-14	0-0	8-10	2	7	9	3	28	3	3	3	2	29	
03	HAWS, Tyler	* 8-12	4-6	2-2	1	6	7	0	22	5	4	0	2	32	
10	CARLINO, Matt	* 5-8	1-2	0-0	0	4	4	1	11	7	4	0	4	32	
12	SHARP, Josh	* 2-4	0-0	0-0	3	3	6	2	4	0	1	0	1	25	
13	ZYLSTRA, Brock	* 3-7	2-5	0-0	0	2	2	3	8	1	1	0	1	16	
01	DELGADO, Raul	0-1	0-1	0-0	1	3	4	2	0	1	0	0	0	10	
02	CUSICK, Craig	1-5	1-4	0-0	0	1	1	1	3	2	1	0	2	23	
05	AMBROSINO, Agustin	0-2	0-2	0-0	0	0	0	1	0	0	0	1	0	7	
23	CALVERT, Cory	0-1	0-0	0-0	0	0	0	0	0	0	0	0	0	8	
33	AUSTIN, Nate	2-5	0-0	0-0	0	4	4	1	4	2	1	2	0	16	
42	HARWARD, Ian	0-1	0-0	0-0	0	1	1	1	0	0	1	0	0	2	
<b>Team</b>					1	2	3								
<b>Totals</b>		<b>31-60</b>	<b>8-20</b>	<b>10-12</b>	<b>8</b>	<b>33</b>	<b>41</b>	<b>15</b>	<b>80</b>	<b>21</b>	<b>16</b>	<b>6</b>	<b>12</b>	<b>200</b>	

FG % 1st Half: 18-31 58.1% 2nd half: 13-29 44.8% Game: 31-60 51.7% Deadball Rebounds 1  
 3FG % 1st Half: 6-12 50.0% 2nd half: 2-8 25.0% Game: 8-20 40.0%  
 FT % 1st Half: 2-2 100.0% 2nd half: 8-10 80.0% Game: 10-12 83.3%

Officials: Michael Reed, Gregory Nixon, Mark Cook  
 Technical fouls: Georgia State-None. BYU-None.  
 Attendance: 13181

Score by periods	1st	2nd	Total
Georgia State	26	36	62
BYU	44	36	80

Last FG - GSU 2nd-00:23, BYU 2nd-02:00.  
 Largest lead - GSU None, BYU by 29 1st-10:31.

Score tied - 0 times.  
 Lead changed - 0 times.

**Official Basketball Box Score -- Game Totals -- Final Statistics**  
**Florida State vs BYU**  
**11/16/12 7:10 p.m. at Brooklyn, N.Y. (Barclays Center)**

**Florida State 88 • 2-1**

#	Player	Total		3-Ptr		Rebounds			PF	TP	A	TO	Blk	Stl	Min
		FG-FGA	FG-FGA	FT-FTA	Off	Def	Tot								
10	White, Okaro	f 5-6	1-2	6-7	0	6	6	2	17	2	2	2	0	23	
11	Turpin, Kiel	c 1-3	0-0	0-0	3	2	5	1	2	1	0	2	1	14	
05	Brandon, Montay	g 0-3	0-2	1-4	0	3	3	3	1	3	2	0	0	19	
21	Snaer, Michael	g 4-9	3-5	5-5	0	10	10	2	16	4	5	0	1	32	
30	Miller, Ian	g 6-8	3-5	0-0	2	1	3	3	15	2	2	0	0	27	
01	Bookert, Devon	5-7	3-4	2-3	1	4	5	4	15	5	2	1	1	20	
02	Shannon, Terrance	4-6	0-0	0-1	0	3	3	4	8	0	1	0	0	16	
14	Gilchrist, Robert	0-1	0-0	0-0	0	0	0	0	0	0	1	0	0	5	
15	Bojanovsky, Boris	1-1	0-0	2-2	0	2	2	1	4	2	1	2	1	18	
25	Thomas, Aaron	2-4	0-0	2-4	1	1	2	1	6	1	2	0	0	14	
31	Whisnant, Terry	1-2	1-2	1-1	0	0	0	1	4	0	1	0	0	10	
50	Ojo, Michael	0-0	0-0	0-0	0	0	0	1	0	0	0	0	0	2	
<b>Team</b>					1	1	2								
<b>Totals</b>		<b>29-50</b>	<b>11-20</b>	<b>19-27</b>	<b>8</b>	<b>33</b>	<b>41</b>	<b>23</b>	<b>88</b>	<b>20</b>	<b>20</b>	<b>8</b>	<b>4</b>	<b>200</b>	

FG % 1st Half: 15-25 60.0% 2nd half: 14-25 56.0% Game: 29-50 58.0% Deadball Rebounds 2  
 3FG % 1st Half: 4-8 50.0% 2nd half: 7-12 58.3% Game: 11-20 55.0%  
 FT % 1st Half: 10-13 76.9% 2nd half: 9-14 64.3% Game: 19-27 70.4%

**BYU 70 • 2-1**

#	Player	Total		3-Ptr		Rebounds			PF	TP	A	TO	Blk	Stl	Min
		FG-FGA	FG-FGA	FT-FTA	Off	Def	Tot								
00	DAVIES, Brandon	f 6-11	1-1	6-8	2	3	5	4	19	1	3	2	0	21	
12	SHARP, Josh	f 0-0	0-0	0-0	0	0	0	3	0	0	0	1	0	9	
03	HAWS, Tyler	g 10-20	1-4	2-2	6	3	9	3	23	5	3	1	3	35	
10	CARLINO, Matt	g 0-9	0-4	0-1	2	1	3	0	0	2	2	0	0	16	
13	ZYLSTRA, Brock	g 3-10	2-5	2-2	1	2	3	3	10	4	0	0	4	31	
01	DELGADO, Raul	0-2	0-1	0-0	0	0	0	1	0	0	0	0	0	7	
02	CUSICK, Craig	3-11	2-7	2-2	1	1	2	3	10	3	0	0	1	30	
05	AMBROSINO, Agustin	0-1	0-1	0-0	1	0	1	1	0	0	1	1	1	14	
20	WINDER, Anson	0-0	0-0	0-0	0	0	0	1	0	0	0	0	0	1	
23	CALVERT, Cory	2-5	0-1	0-0	0	0	0	3	4	2	1	0	0	12	
33	AUSTIN, Nate	1-6	0-1	2-4	6	2	8	2	4	0	1	0	1	22	
42	HARWARD, Ian	0-0	0-0	0-0	1	0	1	2							

**Official Basketball Box Score -- Game Totals -- Final Statistics**  
**UTSA vs BYU**  
**11/21/12 7:05 pm at Provo, Utah, Marriott Center**

**UTSA 62 • 3-2, 0-0 WAC**

#	Player	Total			3-Ptr			Rebounds			PF	TP	A	TO	Blk	Stl	Min
		FG-FGA	FG-FGA	FT-FTA	FG-FGA	FG-FGA	FT-FTA	Off	Def	Tot							
03	Wilkins, Larry	* 2-6	0-0	0-0	0	1	1	3	4	3	2	0	0	0	0	26	
11	Hale III, Michael	* 4-8	2-4	3-4	0	2	2	1	13	4	4	0	2	40-			
12	Hill, Jeromie	* 5-17	1-4	1-2	0	6	6	4	12	0	1	0	1	37			
22	Burrage, Kannon	* 9-21	0-4	4-4	0	3	3	1	22	2	1	0	1	37			
32	Sims, Jordan	* 2-3	1-2	0-0	0	2	2	1	5	1	0	0	4	23			
00	Price, A.J.	0-0	0-0	0-0	0	1	1	0	0	0	0	0	0	8			
02	Thomas, Hyjii	1-2	0-0	0-1	0	2	2	1	2	0	1	0	0	11			
10	Hines, Jeremy	0-0	0-0	0-0	0	0	0	0	0	0	0	0	0	0+			
20	McGregor, Edrico	1-3	0-0	2-2	1	0	1	5	4	0	1	0	0	11			
42	Wood, Tyler	0-1	0-1	0-0	0	0	0	0	0	1	0	1	1	7			
Team					2	1	3										
Totals		24-61	4-15	10-13	3	18	21	16	62	10	11	0	9	200			

FG % 1st Half: 11-28 39.3% 2nd half: 13-33 39.4% Game: 24-61 39.3% Deadball Rebounds 1  
 3FG % 1st Half: 1-5 20.0% 2nd half: 3-10 30.0% Game: 4-15 26.7%  
 FT % 1st Half: 5-8 62.5% 2nd half: 5-5 100.0% Game: 10-13 76.9%

**BYU 81 • 3-2, 0-0 WCC**

#	Player	Total			3-Ptr			Rebounds			PF	TP	A	TO	Blk	Stl	Min
		FG-FGA	FG-FGA	FT-FTA	FG-FGA	FG-FGA	FT-FTA	Off	Def	Tot							
00	DAVIES, Brandon	* 7-13	0-0	8-8	3	7	10	3	22	3	6	1	0	26			
03	HAWS, Tyler	* 8-16	2-4	2-2	2	4	6	1	20	3	3	0	0	35			
10	CARLINO, Matt	* 1-8	0-2	0-0	2	0	2	1	2	3	1	0	0	10			
12	SHARP, Josh	* 4-5	0-0	0-0	2	4	6	2	8	0	1	1	1	30			
13	ZYLSTRA, Brock	* 2-5	1-3	0-0	0	5	5	0	5	3	0	0	1	32			
01	DELGADO, Raul	1-3	0-0	0-0	0	0	0	1	2	1	0	0	0	6			
02	CUSICK, Craig	3-3	1-1	0-0	0	8	8	1	7	4	3	0	1	29			
05	AMBROSINO, Agustin	2-2	2-2	0-0	1	2	3	2	6	2	3	0	0	9			
20	WINDER, Anson	0-0	0-0	1-2	0	0	0	0	1	0	0	0	0	2			
23	CALVERT, Cory	1-3	0-2	0-0	0	1	1	0	2	0	0	0	1	6			
33	AUSTIN, Nate	0-0	0-0	2-2	1	1	2	2	2	0	1	0	0	7			
42	HARWARD, Ian	2-2	0-0	0-0	1	2	3	2	4	0	0	0	0	8			
Team					0	2	2										
Totals		31-60	6-14	13-14	12	36	48	15	81	19	18	2	4	200			

FG % 1st Half: 19-34 55.9% 2nd half: 12-26 46.2% Game: 31-60 51.7% Deadball Rebounds 0  
 3FG % 1st Half: 4-8 50.0% 2nd half: 2-6 33.3% Game: 6-14 42.9%  
 FT % 1st Half: 6-6 100.0% 2nd half: 7-8 87.5% Game: 13-14 92.9%

Officials: Donald McAllister, Justin Van Duyn, Tom Nally  
 Technical fouls: UTSA-None. BYU-None.  
 Attendance: 16475

Score by periods	1st	2nd	Total	In	Off	2nd	Fast	Bench
UTSA	28	34	62	Paint	T/O	Chance	Break	
BYU	48	33	81	22	9	5	2	6
				34	15	11	12	24

Last FG - UTSA 2nd-00:39, BYU 2nd-02:30. Score tied - 4 times.  
 Largest lead - UTSA by 2 1st-16:52, BYU by 23 1st-01:54. Lead changed - 8 times.

**Official Basketball Box Score -- Game Totals -- Final Statistics**  
**Cal State Northridge vs BYU**  
**11/24/12 7:05 pm at Provo, Utah, Marriott Center**

**Cal State Northridge 75 • 6-1, 0-0**

#	Player	Total			3-Ptr			Rebounds			PF	TP	A	TO	Blk	Stl	Min
		FG-FGA	FG-FGA	FT-FTA	FG-FGA	FG-FGA	FT-FTA	Off	Def	Tot							
00	Greene, Josh	* 4-12	3-7	2-2	1	1	2	1	13	2	1	0	0	30			
03	Hicks, Stephan	* 7-13	2-2	9-11	3	5	8	3	25	1	1	0	1	33			
21	Maxwell, Stephen	* 8-13	0-0	1-2	2	3	5	4	17	3	3	0	1	24			
25	Guei, Allan	* 2-4	0-0	0-0	0	3	3	0	4	0	0	0	0	26			
35	Hale-Edmerson, Tre	* 0-2	0-1	0-1	2	1	3	2	0	5	2	0	3	26			
02	Drew, Landon	2-6	0-1	0-0	0	1	1	4	4	3	2	0	0	14			
12	Johnson, Donovan	0-3	0-0	0-0	0	1	1	1	0	0	1	0	0	12			
22	Tilford, Morgan	0-0	0-0	0-2	0	4	4	2	0	2	0	0	0	7			
30	Williams, Trevone	2-7	0-2	2-2	1	5	6	2	6	1	1	0	0	17			
32	Perry, Brandon	2-4	0-0	2-2	1	0	1	4	6	0	0	0	0	11			
Team					2	1	3										
Totals		27-64	5-13	16-22	13	24	37	23	75	15	13	0	5	200			

FG % 1st Half: 13-28 46.4% 2nd half: 14-36 38.9% Game: 27-64 42.2% Deadball Rebounds 3  
 3FG % 1st Half: 0-3 0.0% 2nd half: 5-10 50.0% Game: 5-13 38.5%  
 FT % 1st Half: 14-18 77.8% 2nd half: 2-4 50.0% Game: 16-22 72.7%

**BYU 87 • 4-2, 0-0**

#	Player	Total			3-Ptr			Rebounds			PF	TP	A	TO	Blk	Stl	Min
		FG-FGA	FG-FGA	FT-FTA	FG-FGA	FG-FGA	FT-FTA	Off	Def	Tot							
00	DAVIES, Brandon	* 5-10	0-0	2-2	1	7	8	3	12	3	1	1	1	29			
02	CUSICK, Craig	* 2-6	1-4	0-0	1	2	3	0	5	2	2	0	1	33			
03	HAWS, Tyler	* 9-17	2-4	12-12	3	3	6	2	32	1	2	0	0	33			
05	AMBROSINO, Agustin	* 1-2	0-1	0-0	0	1	1	3	2	0	1	0	0	7			
13	ZYLSTRA, Brock	* 4-9	2-5	4-5	0	7	7	4	14	5	2	1	2	36			
10	CARLINO, Matt	4-9	0-2	0-0	2	0	2	1	8	6	1	0	1	20			
12	SHARP, Josh	4-7	0-0	1-2	1	2	3	3	9	1	2	2	0	23			
20	WINDER, Anson	0-0	0-0	0-0	0	0	0	0	0	0	0	0	0	7			
33	AUSTIN, Nate	1-2	0-0	1-4	2	3	5	1	3	0	0	1	0	8			
42	HARWARD, Ian	0-2	0-0	2-2	1	0	1	2	2	0	1	0	0	4			
Team					1	2	3										
Totals		30-64	5-16	22-27	12	27	39	19	87	18	12	5	5	200			

FG % 1st Half: 14-33 42.4% 2nd half: 16-31 51.6% Game: 30-64 46.9% Deadball Rebounds 3  
 3FG % 1st Half: 1-9 11.1% 2nd half: 4-7 57.1% Game: 5-16 31.3%  
 FT % 1st Half: 17-19 89.5% 2nd half: 5-8 62.5% Game: 22-27 81.5%

Officials: Michael Greenstein, Kurt Walker, Milton Stowe  
 Technical fouls: Cal State Northridge-Greene, Josh. BYU-ZYLSTRA, Brock;  
 DAVIES, Brandon.  
 Attendance: 20900  
 Marriott Center sellout

Score by periods	1st	2nd	Total	In	Off	2nd	Fast	Bench
Cal State Northridge	40	35	75	Paint	T/O	Chance	Break	
BYU	46	41	87	32	13	17	0	16
				42	14	13	16	22

Last FG - CSUN 2nd-04:01, BYU 2nd-00:35. Score tied - 9 times.  
 Largest lead - CSUN by 4 1st-12:24, BYU by 12 2nd-00:20. Lead changed - 4 times.

**Official Basketball Box Score -- Game Totals -- Final Statistics**  
**Montana vs BYU**  
**11/28/12 7:05 pm at Salt Lake City UT Energy Solutions Arena**

**Montana 60 • 3-2, 0-0 Big Sky**

#	Player	Total			3-Ptr			Rebounds			PF	TP	A	TO	Blk	Stl	Min
		FG-FGA	FG-FGA	FT-FTA	FG-FGA	FG-FGA	FT-FTA	Off	Def	Tot							
02	HENDERSON, Kevin	* 0-2	0-1	0-0	0	0	0	0	0	0	0	0	0	14			
20	DESHIELDS, Keron	* 3-8	1-1	5-5	1	2	3	2	12	2	3	0	0	26			
32	JAMAR, Kareem	* 6-11	1-2	4-6	1	8	9	1	17	2	2	0	0	35			
40	WARD, Mathias	* 3-8	0-3	1-2	0	1	1	5	7	0	3	0	0	19			
41	MARTIN, Andy	* 0-2	0-0	6-6	1	2	3	5	6	0	2	1	0	19			
10	GREGORY, Jordan	3-7	2-4	0-0	1	2	3	1	8	3	1	0	2	32			
12	WILEY, Jake	0-1	0-0	0-0	0	2	2	2	0	0	1	0	0	11			
15	EMERSON, Nick	0-0	0-0	0-0	0	0	0	0	0	0	0	0	0	2			
24	COLEMAN, Spencer	1-5	1-3	0-2	0	2	2	5	3	1	2	0	1	18			
33	WEISNER, Mike	3-5	1-2	0-0	0	2	2	1	7	0	3	1	1	24			
Team					5	0	5										
Totals		19-49	6-16	16-21	9	21	30	22	60	8	17	2	4	200			

FG % 1st Half: 12-25 48.0% 2nd half: 7-24 29.2% Game: 19-49 38.8% Deadball Rebounds 3  
 3FG % 1st Half: 4-9 44.4% 2nd half: 2-7 28.6% Game: 6-16 37.5%  
 FT % 1st Half: 3-4 75.0% 2nd half: 13-17 76.5% Game: 16-21 76.2%

**BYU 85 • 5-2, 0-0 WCC**

#	Player	Total			3-Ptr			Rebounds			PF	TP	A	TO	Blk	Stl	Min
		FG-FGA	FG-FGA	FT-FTA	FG-FGA	FG-FGA	FT-FTA	Off	Def	Tot							
00	DAVIES, Brandon	* 6-13	0-1	9-17	3	7	10	0	21	6	1	2	4	33			
02	CUS																



**2012-13 SEASON STATISTICS**  
**BYU Combined Team Statistics (as of Nov 28, 2012)**  
**All games**

<b>RECORD:</b>	<b>OVERALL</b>	<b>HOME</b>	<b>AWAY</b>	<b>NEUTRAL</b>
ALL GAMES	5-2	4-0	0-0	1-2
CONFERENCE	0-0	0-0	0-0	0-0
NON-CONFERENCE	5-2	4-0	0-0	1-2

#	Player	gp-gs	min	avg	Total		3-Point		F-Throw		Rebounds				pf	dq	a	to	blk	stl	pts	avg	
					fg-fga	fg%	3fg-fga	3fg%	ft-fta	ft%	off	def	tot	avg									
03	HAWS, Tyler	7-7	236	33.7	56-112	.500	10-26	.385	36-39	.923	14	28	42	6.0	9	0	22	18	2	8	158	22.6	
00	DAVIES, Brandon	7-7	187	26.7	45-81	.556	1-2	.500	39-56	.696	13	41	54	7.7	21	0	22	21	13	9	130	18.6	
13	ZYLSTRA, Brock	7-7	200	28.6	23-53	.434	13-31	.419	7-8	.875	2	28	30	4.3	19	0	19	7	1	9	66	9.4	
12	SHARP, Josh	7-6	176	25.1	21-35	.600	0-1	.000	6-9	.667	19	17	36	5.1	19	0	3	9	6	2	48	6.9	
02	CUSICK, Craig	7-2	177	25.3	14-38	.368	9-24	.375	5-9	.556	2	20	22	3.1	10	0	19	10	0	8	42	6.0	
10	CARLINO, Matt	7-5	162	23.1	16-49	.327	2-18	.111	4-7	.571	7	13	20	2.9	7	0	33	12	0	9	38	5.4	
33	AUSTIN, Nate	7-0	83	11.9	8-22	.364	0-1	.000	5-10	.500	12	16	28	4.0	12	0	2	3	5	1	21	3.0	
05	AMBROSINO, Agustin	7-1	51	7.3	6-12	.500	5-11	.455	0-0	.000	2	6	8	1.1	8	0	2	7	2	1	17	2.4	
42	HARWARD, Ian	7-0	36	5.1	5-11	.455	0-0	.000	5-6	.833	4	6	10	1.4	16	1	1	3	1	1	15	2.1	
23	CALVERT, Cory	6-0	40	6.7	4-12	.333	1-5	.200	0-0	.000	0	2	2	0.3	5	0	3	1	0	1	9	1.5	
01	DELGADO, Raul	5-0	38	7.6	3-9	.333	1-4	.250	0-0	.000	1	3	4	0.8	6	0	4	0	0	2	7	1.4	
20	WINDER, Anson	4-0	14	3.5	0-1	.000	0-1	.000	1-2	.500	0	0	0	0.0	1	0	0	0	0	0	1	0.3	
Team											9	15	24										
Total.....		7	1400		201-435	.462	42-124	.339	108-146	.740	85	195	280	40.0	133	1	130	91	30	51	552	78.9	
Opponents.....		7	1400		170-405	.420	41-120	.342	110-149	.738	65	171	236	33.7	138	5	91	105	24	47	491	70.1	

<b>TEAM STATISTICS</b>	<b>BYU</b>	<b>OPP</b>	<b>Date</b>	<b>Opponent</b>	<b>Score</b>	<b>Att.</b>
SCORING	552	491	11/09/12	TENNESSEE STATE	w 81-66	16283
Points per game	78.9	70.1	11/13/12	GEORGIA STATE	w 80-62	13181
Scoring margin	+8.7	-	11/16/12	vs Florida State	L 70-88	6433
FIELD GOALS-ATT	201-435	170-405	11/17/12	vs Notre Dame	L 68-78	5502
Field goal pct	.462	.420	11/21/12	UTSA	w 81-62	16475
3 POINT FG-ATT	42-124	41-120	11/24/12	CAL STATE NORTHRIDGE	w 87-75	20900
3-point FG pct	.339	.342	11/28/12	vs Montana	w 85-60	12378
3-pt FG made per game	6.0	5.9	* - Conference game			
FREE THROWS-ATT	108-146	110-149				
Free throw pct	.740	.738				
F-Throws made per game	15.4	15.7				
REBOUNDS	280	236				
Rebounds per game	40.0	33.7				
Rebounding margin	+6.3	-				
ASSISTS	130	91				
Assists per game	18.6	13.0				
TURNOVERS	91	105				
Turnovers per game	13.0	15.0				
Turnover margin	+2.0	-				
Assist/turnover ratio	1.4	0.9				
STEALS	51	47				
Steals per game	7.3	6.7				
BLOCKS	30	24				
Blocks per game	4.3	3.4				
ATTENDANCE	66839	24313				
Home games-Avg/Game	4-16710	0-0				
Neutral site-Avg/Game	-	3-8104				

<b>Score by Periods</b>	<b>1st</b>	<b>2nd</b>	<b>Totals</b>
BYU	281	271	552
Opponents	228	263	491