

BYU BASKETBALL

Kyle Chilton, BYU Athletic Communications | O: (801) 422-4909 | C: (801) 372-2080 | kyle_chilton@byu.edu | 30 Smith Fieldhouse • Provo, UT • 84602

BYU 2014-15 SCHEDULE

O29	Wed	Cougar Tipoff	BYUtv	
N1	Sat	Colorado School of Mines (Exh)	BYUtv	W, 82-64
N8	Sat	Seattle Pacific (Exh)	BYUtv	W, 75-44
N14	Fri	Long Beach State	BYUtv	W, 95-90
N18	Tue	Arkansas-Little Rock*	BYUtv	W, 91-62
N19	Wed	Southern Virginia	BYUtv	W, 101-48
N24	Mon	vs. No. 15 San Diego State*	ESPN2 L, 87-92 (2OT)	
N25	Tue	vs. Chaminade*	ESPN2 W, 121-85	
N26	Wed	vs. Purdue*	ESPN2 L, 85-87 (OT)	
N29	Sat	Eastern Kentucky	BYUtv	W, 90-76
D2	Tue	at Utah State	CBS SN	W, 91-81
D6	Sat	vs. Hawai'i#	BYUtv	W, 90-70
D10	Wed	No. 13 Utah	ESPNU	L, 61-65
D13	Sat	at Weber State	KJZZ	W, 76-60
D20	Sat	Stanford	ESPNU	W, 79-77
D23	Tue	UMass	BYUtv	W, 77-71 (OT)
D27	Sat	No. 8 Gonzaga	ESPN2	L, 80-87
D29	Mon	Portland	BYUtv	W, 97-88
J1	Thu	at Santa Clara	BYUtv	W, 81-46
J3	Sat	at San Francisco	ROOT/CSN BA W, 99-68	
J8	Thu	Pepperdine	ESPNU	9 p.m.
J10	Sat	Loyola Marymount	BYUtv	7 p.m.
J15	Thu	at Pacific	ESPNU	8 p.m.
J17	Sat	at Saint Mary's	ESPN2	8 p.m.
J24	Sat	at San Diego	TWC/Root/CSN CA	1 p.m.
J29	Thu	San Francisco	ESPNU	9 p.m.
J31	Sat	Santa Clara	BYUtv	7 p.m.
F5	Thu	at Pepperdine	TWC	8 p.m.
F7	Sat	at Loyola Marymount	TWC/Root/CSN CA	1 p.m.
F12	Thu	Saint Mary's	ESPN or ESPN2	7 p.m.
F14	Sat	Pacific	BYUtv	7 p.m.
F19	Thu	San Diego	ESPNU	8 p.m.
F26	Thu	at Portland	Root	7 p.m.
F28	Sat	at Gonzaga	ESPN or ESPN 2	TBA

^ Exhibition
 * EA SPORTS Maui Invitational
 # at EnergySolutions Arena
 All times local to site

SOCIAL MEDIA

Website: www.BYUCougars.com
 Facebook: [/BYUbasketball](https://www.facebook.com/BYUbasketball) | [/BYUCougars](https://www.facebook.com/BYUCougars)
 Twitter: [@BYUbasketball](https://twitter.com/BYUbasketball) | [@BYUCougars](https://twitter.com/BYUCougars)
 Instagram: [BYUCougars](https://www.instagram.com/BYUCougars)
 Vine: [BYUCougars](https://vine.co/BYUCougars)
 Hashtag: [#BYUhoops](https://www.instagram.com/hashtag/BYUhoops)



Pepperdine (9-5, 2-1 WCC)
WAVES

Head Coach Marty Wilson
 Alma Mater Pepperdine, 1989
 Division I Career Record 46-58 (4th)
 Record at Pepperdine Same

GAME INFORMATION

TV ESPNU
 TV Talent John Brickley (play-by-play)
 Mo Cassara (analyst)
 Live Video WatchESPN.com
 Radio Cougar IMG Sports Network
 KSL 102.7 FM / 1160 AM
 Radio Talent Greg Wrubell (play-by-play)
 Mark Durrant (analyst)
 Live Stats BYUCougars.com

SERIES INFORMATION

Series Record BYU leads 9-5
 Last Meeting BYU won 84-72, 1/9/14
 H/A/N 6-1/3-2/0-2



BYU (13-4, 3-1 WCC)
COUGARS

Head Coach Dave Rose
 Alma Mater Houston, 1983
 Division I Career Record 245-82 (10th)
 Record at BYU Same

BYU STORYLINES

- BYU is 13-4 in Dave Rose's 10th season. Rose is BYU's all-time leader in winning percentage at 74.9 percent and second in career wins at 245. He has led the Cougars to nine-straight 20-win seasons and nine-straight postseason appearances (7 NCAA tournament appearances and 2 NITs).
- Tyler Haws, the 2013-14 West Coast Conference Player of the Year, has been named preseason All-WCC and to the Wooden Award and Naismith Trophy preseason Top 50. He was sixth in the nation and led the league in scoring last season and is currently first in the WCC and fourth nationally in scoring at 21.6 ppg.
- Kyle Collinsworth has become a double-double machine this season, posting six double-doubles, including three triple-doubles. The triple-doubles came against Hawai'i, Gonzaga and San Francisco.

BYU'S PROJECTED STARTING LINEUP (BASED ON PREVIOUS GAME)



#5 | Kyle Collinsworth
 Guard
 6-6 | 210 | Jr.
 Provo, Utah
 Provo HS

GP/GS	MPG	Pts	Reb	Ast	Stl	FG%	3PT%	FT%
16/16	29.8	13.2	8.5	5.9	2.2	.480	.385	.732

Last Game: Recorded his third triple-double with 12 points, 12 rebounds and 10 assists at San Francisco ... three triple-doubles are the most by a Division I player since 2009-10
Notes: Preseason All-WCC ... named WCC Player of the Week on Dec. 8 ... has five double-doubles, two triple-doubles on the season ... top 50 in the nation in rebounds, assists and steals



#1 | Chase Fischer
 Guard
 6-3 | 195 | Jr.
 Ripley, West Virginia
 Wake Forest

GP/GS	MPG	Pts	Reb	Ast	Stl	FG%	3PT%	FT%
17/17	27.7	13.8	2.0	2.5	0.9	.443	.423	.806

Last Game: Hit 6 of 9 from three for 20 points at San Francisco and added 1 rebound, 2 assists and 1 steal at San Francisco
Notes: Has scored in double figures 12 times this season ... hit 15 threes in Maui, including a BYU record 10 against Chaminade ... leads the team with 52 made threes



#3 | Tyler Haws
 Guard
 6-5 | 195 | Sr.
 Alpine, Utah
 Lone Peak HS

GP/GS	MPG	Pts	Reb	Ast	Stl	FG%	3PT%	FT%
17/17	31.2	21.6	4.4	2.5	0.8	.484	.390	.878

Last Game: Scored 22 points on 8 of 12 shooting and added 7 boards and 1 steal at San Francisco
Notes: First in the WCC, fourth in the nation in scoring ... has 3 30-point games this season ... has scored 20-plus points 10 times



#20 | Anson Winder
 Guard
 6-3 | 190 | Sr.
 Las Vegas, Nevada
 Bishop Gorman HS

GP/GS	MPG	Pts	Reb	Ast	Stl	FG%	3PT%	FT%
17/3	26.4	14.6	3.9	1.9	1.2	.536	.405	.719

Last Game: Scored 17 points, all in the first half, and added 3 rebounds, 4 assists and 1 steal at San Francisco
Notes: Has scored in double figures 14 times and reached 20 points twice ... second on the team in scoring and steals



#41 | Luke Worthington
 Forward
 6-10 | 235 | So.
 Mequon, Wisconsin
 Homestead HS

GP/GS	MPG	Pts	Reb	Ast	Stl	FG%	3PT%	FT%
17/16	16.0	2.9	2.2	0.2	0.5	.439	.000	.667

Last Game: Played 13 minutes at San Francisco
Notes: Has started 16 of BYU's 17 games this season after starting three games in 2013-14 ... has hit 9 of his last 10 from the free throw line

OFF THE BYU BENCH

No.	Name	Pos.	Ht.	Wt.	Yr.	Pts.	Reb.	Hometown (Previous School)	Notes
2	Jordan Ellis	G	6-1	180	Jr.	0.3	0.3	Medford, Ore. (Portland State)	Played 3 minutes at San Francisco
10	Ryan Andrus	F	6-11	215	Fr.	0.8	0.8	American Fork, Utah (American Fork HS)	Played 3 minutes at San Francisco
12	Josh Sharp	F	6-7	190	Sr.	1.2	1.3	Highland, Utah (Utah)	Had 1 rebound at San Francisco
15	Jake Toolson	G	6-5	215	Fr.	3.7	2.0	Gilbert, Ariz. (Highland HS)	Hit 3 of 4 from three and scored 11 points and had 3 boards at San Francisco
23	Skyler Halford	G	6-1	175	Sr.	5.4	2.1 (app)	Orem, Utah (SLCC)	Totaled 3 points and 2 steals at San Francisco
24	Frank Bartley IV	G	6-3	200	So.	2.1	1.6	Baton Rouge, La. (Future College Prep)	Had 1 point, 3 rebounds and 1 assist at San Francisco
30	Dalton Nixon	F	6-7	215	Fr.	2.5	1.9	Orem, Utah (Orem HS)	Totaled 4 points, 2 boards and 4 assists at San Francisco
33	Nate Austin	F	6-11	230	Sr.	3.0	5.6	Alpine, Utah (Lone Peak HS)	Out with a torn right hamstring since Dec. 10
35	Isaac Neilson	C	6-11	225	Fr.	4.6	2.9	Mission Viejo, Calif. (Mission Viejo HS)	Had 4 points and 2 rebounds at San Francisco
44	Corbin Kaufusi	C	6-10	245	Fr.	3.6	3.4	Provo, Utah (Timpview HS)	Had 5 points and 3 boards at San Francisco

CAREER HIGHLIGHTS

- 245-82 overall record (second all-time at BYU in wins) for a BYU record .749 winning percentage
- Currently 10th among active coaches in the NCAA in career winning percentage (as of Jan. 1, 2015)
- Reached 200 career victories in his 259th game as a head coach, 15th fastest in NCAA history
- With 232 victories through nine seasons is fifth all-time for best career starts by wins in NCAA history
- With 209 victories through first eight seasons is fourth all-time for best career starts by wins in NCAA history
- With 185 victories through first seven seasons is fourth all-time for best career starts by wins in NCAA history
- With 159 victories through first six seasons is tied for third all-time for best career starts by wins in NCAA history
- With 127 victories through five seasons is sixth all-time for best career starts by wins in NCAA history
- Streak of nine-consecutive 20-win seasons is tied for 20th all-time in NCAA history and tied for the 10th longest current streak
- Four Mountain West Conference regular season titles, a BYU and MWC record
- Three-time MWC Coach of the Year (2006, 2007, 2011)
- Two-time USBWA District VIII Coach of the Year (2006, 2011)
- Naismith Coach of the Year Finalist in 2011
- Honorable Mention for National Coach of the Year by Scout.com (2006)
- Seven trips to the NCAA tournament (a BYU record), including six-consecutive trips from 2007 to 2012 (a BYU record)
- Six-consecutive 25-win seasons (2006-11), and nine-consecutive 20-win seasons, both BYU records
- Holds top two spots for wins in a season in BYU history with 32 in 2010-11 and 30 in 2009-10
- Only BYU coach to win at least 20 games in each of his first nine seasons
- Took BYU to the Sweet 16 in 2011 for the first time since 1981
- Coached Jimmer Fredette, the 2011 Consensus National Player of the Year
- Inducted into the Dixie State Athletics Hall of Fame on Sept. 14, 2013

COACHING EXPERIENCE

- BYU Head Coach (2005-present)
- BYU Associate Head Coach (2000-2005)
- BYU Assistant Coach (1997-2000)
- Dixie State Head Coach (1990-1997)
- Dixie State Assistant Coach (1987-1990)
- Assistant coach at Pine View High School (1986-87)
- Head coach at Millard High School (1983-86)

SERVICE

- A member of the National Coaches vs. Cancer Council
- Assisting with the Hope Lodge, a facility to be constructed in Salt Lake City to house families of cancer patients
- NABC Game Pillar Award for Service in 2008
- 63rd recipient of the Dale Rex Memorial Award
- Honorary Chair of the Children with Cancer Christmas Foundation
- Was the first coach in the state of Utah to participate in the American Cancer Society's nationwide Coaches vs. Cancer campaign
- Lobbied before Congress for more funding for cancer research in September 2010

EDUCATION

- Houston (1983, B.A.)

PLAYING CAREER


- Played baseball and basketball at Dixie State College
- Played for Houston from 1980-83 (played in 1980-81 and 82-83, redshirted in 1981-82)
- Co-Captain on the famous "Phi-Slamma Jamma" team that featured Hakeem (then Akeem) Olajuwon and Clyde Drexler
- Helped Houston achieve a No. 1 ranking and reach the national championship game in 1983

MISSION

- Manchester England (1977-79)

PERSONAL/FAMILY

- Wife: Cheryl
- Children: Daughter Chanell and husband Brock Reichner, son Garrett and wife Brooke, daughter Taylor
- Dave and Cheryl Rose have seven grandchildren



TOP CAREER START BASED ON CURRENT NUMBER OF YEARS (THROUGH 2013-14)

Coch, School	Yrs.	W	L	Pct.
Brad Underwood, Stephen F. Austin	1	32	3	.914
Kevin Ollie, UConn	2	52	18	.743
Steve Prohm, Murray State	3	75	23	.765
Fred Hoiberg, Iowa State	4	90	47	.657
Andy Toole, Robert Morris	4	90	50	.643
Shaka Smart, VCU	5	137	46	.749
John Groce, Illinois	6	128	84	.604
Buzz Williams, Virginia Tech	7	153	86	.640
Tim Cluess, Iona	8	190	68	.736
Dave Rose, BYU	9	232	78	.748
Sean Miller, Arizona	10	249	95	.724
Jamie Dixon, Pittsburgh	11	288	96	.750
Mike Anderson, Arkansas	12	259	137	.654
Randy Bennett, Saint Mary's	13	286	137	.676
Thad Matta, Ohio State	14	377	114	.768
Mark Few, Gonzaga	15	403	100	.801

BEST CAREER STARTS BY WINS, 9 SEASONS

Coch, School	Date	W	L	Pct.
Roy Williams, Kansas	1989-97	247	58	.810
Everett Case, NC State	1947-55	241	56	.811
Jamie Dixon, Pittsburgh	2004-12	238	77	.756
Mark Few, Gonzaga	2000-08	236	60	.797
Dave Rose, BYU	2006-14	232	78	.748
Thad Matta, Butler, Xavier, OSU	2001-09	229	77	.748
Denny Crum, Louisville	1972-80	219	55	.799
Jerry Tarkanian, LBSU, UNLV	1969-76	218	33	.869
Sean Miller, Xavier, Arizona	2005-13	216	90	.706
Bruce Weber, S. Ill., Illinois	1999-07	215	82	.724

ROSE'S BYU COACHING LEDGER

Season	Overall	Pct.	Home	Pct.	Away	Pct.	Neutral	Pct.	Conf.	Pct.	Tourney	NCAA/NIT
05-06	20-9	.690	14-1	.933	5-7	.417	1-2	.500	12-4	.750	0-1	0-1 NIT
06-07	25-9	.735	17-0	1.000	6-7	.462	2-2	.500	13-3	.813	2-1	0-1 NCAA
07-08	27-8	.771	16-0	1.000	9-3	.615	3-3	.500	14-2	.875	2-1	0-1 NCAA
08-09	25-8	.758	14-2	.875	8-5	.750	2-3	.400	12-4	.750	1-1	0-1 NCAA
09-10	30-6	.833	15-1	.938	10-4	.714	5-1	.833	13-3	.813	1-1	1-1 NCAA
10-11	32-5	.865	13-1	.929	10-1	.909	9-3	.750	14-2	.875	2-1	2-1 NCAA
11-12	26-9	.743	13-3	.813	8-3	.727	5-3	.625	12-4	.750	1-1	1-1 NCAA
12-13	24-12	.667	15-3	.833	7-5	.583	2-4	.333	10-6	.625	0-1	3-1 NIT
13-14	23-12	.657	14-1	.933	5-8	.385	4-3	.571	13-5	.722	2-1	0-1 NCAA
14-15	13-4	.765	7-2	.778	4-0	1.000	2-2	.500	3-1	.750	0-0	0-0
Totals	245-82	.749	138-14	.908	72-43	.626	35-25	.583	116-34	.773	11-9	7-9

ROSE'S MILESTONE VICTORIES

Win	Date	Opponent	Score	Record
25	12/06/06	San Jose State	81-69	25-11 (.694)
50	11/23/07	vs. No. 6 Louisville	78-76	50-18 (.735)
75	11/20/08	North Florida	74-41	75-26 (.743)
100	11/20/09	at Hawaii	83-65	100-34 (.746)
125	03/06/10	at TCU	107-77	125-38 (.767)
150	02/09/11	at Air Force	90-52	150-42 (.781)
175	01/16/12	at San Diego	82-63	175-49 (.781)
200	01/19/13	San Diego	74-57	200-59 (.772)
225	02/06/14	Santa Clara	89-76	225-75 (.750)

BYU VS. PEPPERDINE

Overall Series Record: BYU leads 9-5
 BYU Record in Provo: 5-1
 BYU Record at Pepperdine: 3-2
 BYU Record at Neutral Sites: 0-2
 BYU Record Under Dave Rose: 7-1

Last 10 games vs. Pepperdine

1-5-02	at Pepperdine	79-82	L (OT)
1-2-03	Pepperdine	84-68	W
12-15-07	Pepperdine	86-67	W
11-18-08	at Pepperdine	82-53	W
1-21-12	at Pepperdine	77-64	W
2-11-12	Pepperdine	86-48	W
1-10-13	Pepperdine	76-51	W
1-31-13	at Pepperdine	63-61	W
12-30-13	at Pepperdine	74-80	L
1-9-14	Pepperdine	84-72	W

Pepperdine's projected starting lineup

No.	Name	Ht.	Pos.	Ppg	Rpg
5	Stacy Davis	6-6	F	15.0	7.7
45	Jett Raines	6-7	F	10.9	6.1
11	Atif Russell	6-5	G	8.4	3.1
3	Jeremy Major	5-10	G	9.6	3.8
21	Shawn Olden	6-3	G	10.1	2.5

Pepperdine's last game

W, 71-61 Pacific, 1/3/15

BYU	CATEGORY	PEPPERDINE
13-4, 3-1	W-L	9-5, 2-1
8-2	Last 10	6-4
4-1	Last 5	2-3
88.3	PPG	67.8
73.7	Opp PPG	62.0
+14.6	Margin	+5.8
.476	FG%	.434
.428	FG% Def	.405
.391	3FG%	.362
9.2	3FG/Game	5.7
.335	Opp 3FG%	.236
.768	FT%	.760
39.9	RPG	34.1
33.8	Opp RPG	34.4
+6.1	Margin	-0.3
18.4	Assist/Game	15.9
12.5	TO/Game	12.6
14.6	Opp TO/Game	12.7
+2.1	Margin	+0.1
8.2	Steals/Game	6.0
2.5	Blocks/Game	2.4

BY THE NUMBERS

- 1** Kyle Collinworth is the only player in the country in the top 100 in rebounds (49th), assists (20th) and steals (42nd).
- 1** Tyler Haws is the only player in BYU history to surpass 1,700, 1,800 or 1,900 career points during his junior season. The previous record holder for points through a junior season by a Cougar was Danny Ainge, who scored 1,685 in his first three years at BYU. Haws and Ainge are the only Cougars to reach 1,000 career points as sophomores.
- 3** The number of triple-doubles by Kyle Collinworth this season, the most by a single player in BYU history, the most by anyone in the country this season and the most by any Division I player since the 2009-10 season when Hassan Whiteside of Marshall had three. Collinworth's triple-doubles have come against Hawai'i, Gonzaga and San Francisco.
- 4** The number of conference players of the year for BYU since Dave Rose became head coach in 2005. Keena Young (2007), Lee Cummard (2008) and Jimmer Fredette (2011) all earned Mountain West Conference Player of the Year honors. Tyler Haws became BYU's first West Coast Conference Player of the Year in 2014.
- 7** The number of triple-doubles recorded in BYU history, with the last three belonging to Kyle Collinworth. The last Cougar before Collinworth to record a triple-double was Michael Smith on Feb. 13, 1988. Fred Roberts, Danny Ainge and Kresimir Cosic also recorded triple-doubles.
- 7** The number of players who scored in double figures vs. Southern Virginia on Nov. 19, a 101-48 BYU win. Jake Toolson led the way with 15 points, Tyler Haws and Isaac Neilson added 13 apiece, Luke Worthington had 12 and Chase Fischer, Anson Winder and Dalton Nixon each had 10. It was the first time since Jan. 25, 1975 – and only the second time in program history – that seven players reached double digits. That night, Grig Clawson (16), Jay Cheesman (13), Mark Handy (12), Troy Jones (12), Brian Frishman (10), Greg Snow (10) and Veryl Law (10) led the Cougars to a 96-78 win at New Mexico.
- 8** The number of times a player in the West Coast Conference has scored 35 points or more in a single game since BYU joined the league in 2011. Six of the eight instances have been achieved by Tyler Haws: 42 vs. Virginia Tech on 12/29/12, 37 vs. Washington on 3/19/13, 35 vs. Pepperdine on 1/9/14, 48 at Portland on 1/23/14, 38 vs. Pacific on 1/30/14 and 35 at Utah State on 12/2/14. The other two players to reach 35 are Stephen Holt of Saint Mary's (35 on 2/22/14) and Jared Brownridge of Santa Clara (38 on 3/1/14).
- 9** The number of career games for Tyler Haws shooting 100 percent from the free throw line with a minimum of 10 attempts, a BYU record. He hit 10 of 10 at Wyoming on Feb. 20, 2010, 12 of 12 vs. Cal State Northridge on Nov. 24, 2012, 10 of 10 vs. Utah on Dec. 8, 2012, 10 of 10 at Weber State on Dec. 15, 2012, 14 of 14 at Loyola Marymount on March 2, 2013, 11 of 11 vs. Wichita State on Nov. 26, 2013, 14 of 14 vs. San Francisco on March 10, 2014, 11 of 11 vs. Gonzaga on March 11, 2014 and 10 of 10 vs. Hawaii on Dec. 6, 2014.
- 9** The number of consecutive seasons BYU has won at least 20 games and reached the postseason. Both streaks are program records.
- 17** The number of 3s BYU hit vs. Chaminade at the Maui Invitational on Nov. 25, a program record. The previous record was 15.
- 60** The number of consecutive games Tyler Haws scored in double figures dating back to his sophomore season, a career-best streak and the 3rd-best streak in BYU history. The streak ended on Dec. 23, 2014, against UMass.
- 88.6** Tyler Haws' career free-throw percentage, first all-time in BYU history. He has hit 619 of 699 from the line in his career.
- 245** Dave Rose (2005 to present) is second all-time in BYU basketball history with 245 career victories, behind only the great Stan Watts, who coached the Cougars to 371 wins from 1949 to 1972 and was inducted into the Naismith Memorial Basketball Hall of Fame in 1986. Rose and Watts are the only BYU coaches to coach at least 300 career games.
- 2,311** The number of points Tyler Haws has scored in his career, good for 4th all-time and 8 from tying Michael Smith for 3rd. He is one of five Cougars all-time to reach 2,000 career points.

LAST TIME OUT – COLLINSWORTH'S TRIPLE-DOUBLE LEADS COUGARS OVER DONS ON THE ROAD

SAN FRANCISCO – Kyle Collinworth's third triple-double of the season led BYU men's basketball over San Francisco 99-68 Saturday night at War Memorial Gym.

"It's really fun to watch because they're on attack and they're so unselfish the ball is moving from place to place," BYU basketball coach Dave Rose said. "We've got a handful of guys that are playing with such great confidence. Then it kind of spreads to the other guys."

Collinworth finished with 12 points, 12 rebounds and 10 assists with Tyler Haws leading all scorers with 22 points and seven rebounds. Chase Fischer added 20 points of his own on 6 of 9 shooting from 3-point range.

Anson Winder scored all of his 17 points in the first half and added four assists. Freshman Jake Toolson scored 11 points and grabbed three rebounds on the night.

San Francisco scored the first points of the game from deep but was answered by consecutive 3-pointers by Winder to give BYU an early 6-3 start. Fischer made two from downtown and was followed by Winder's three-point play at the 12:56 mark to push the lead to 21-10.

Toolson reeled off a solo 9-0 run after connecting on three triples to extend the Cougars' lead to 30-12 with less than 10 minutes left in the half. Haws and Winder added three more buckets from beyond the arc to make it a 25-point game with 4:52 remaining.

BYU entered halftime up 57-29 going 11 of 15 from deep with Winder leading all players with 17 points. Fischer followed with 11 points with Haws adding 10 points and four rebounds of his own. Toolson went 3 of 3 from 3-point

range, while Collinworth contributed six rebounds and six assists. BYU shot 74.1 percent in the first half, the best shooting first half during the Dave Rose era.

Collinworth opened the second half with a bucket to give BYU a 30-point lead at 59-29. Less than five minutes in, Haws threw down a dunk to cap a 7-0 run to maintain a 68-33 lead. An 11-3 run by the Dons cut the lead to 27, but Haws connected on a 3-pointer to push the advantage back to 30.

BYU and USF traded baskets with Fischer making three 3-pointers to keep the 30-point lead with 8:27 left in the game. Answering each Dons bucket, BYU took the game 99-68 with five Cougars scoring 11 points or more.

BYU finished the night shooting 60.0 percent from the field and 53.6 percent from beyond the arc while outrebounding USF 40-28.

QUICK FACTS

University Information

Location: Provo, Utah 84602
 Elevation: 4,553 feet
 Enrollment: 33,336 (Daytime)
 Founded: October 15, 1875
 Owned: The Church of Jesus Christ of Latter-day Saints
 Nickname: Cougars
 Mascot: Cosmo
 Colors: Blue and White
 Arena (capacity): Marriott Center (20,900)
 Conference: West Coast Conference
 President: Kevin J Worthen (BYU, 1979)
 Athletic Director: Tom Holmoe (BYU, 1983)
 Athletic Website: BYUCougars.com
 Tickets: (801) 422-BYU1 or (800) 322-BYU1

2014-15 Preview

Lettermen Returning/Lost: 8/4
 Newcomers: 6
 Starters Returning/Lost: 4/1
 Returning Scoring: 70.3% (2,061 of 2,931 pts)
 Returning Rebounding: 67.9% (972 of 1,432 reb)
 Returning Assists: 66.4% (361 of 544 ast)
 Returning Blocks: 71.8% (74 of 103)
 Returning Minutes: 74.6% (5,317 of 7,125)

2013-14 Review

Overall Record: 23-12
 Conference Record/Finish: 13-5 (2nd)
 2014 Postseason: (0-1 in the NCAA tournament)
 2nd Round: Oregon – L, 68-87
 2014 Final National Ranking: NR/NR

BYU Coaching Staff

Head Coach: Dave Rose
 Alma Mater (year): Houston (1983)
 Record at School (years): 245-82 (10th year)
 Career Division I Record (years): same
 Basketball Office Fax: (801) 422-5965
 Assistant Coaches (Alma Mater, year)
 Terry Nashif (BYU, 2005)
 Tim LaComb (Utah, 2006)
 Mark Pope (Kentucky, 1996)
 Dir. of Basketball Operations: Cody Fueger (Utah, 2006)

BYU History

First Year of Basketball: 1903
 All-Time Record: 1726-1042 (.623)
 Winning Seasons: 87 (last 2014)
 Regular Season Conf. Championships: 29 (last 2011)
 Postseason Appearances (record): 39 (30-40)
 Total NCAA Appearances (record): 28 (15-31)
 Last NCAA Appearance: 2014
 Second Round: L vs. No. 7 seed Oregon, 68-87
 Total NIT Appearances (Record): 11 (15-9)
 Last NIT Appearance: 2013
 Result: Advanced to the semifinals

2014-15 BYU STARTING LINEUPS

Opponent	(1)	(2)	(3)	(4)	(5)
Long Beach State	Collinsworth	Fischer	Haws	Austin	Worthington
Arkansas-Little Rock	Collinsworth	Fischer	Haws	Austin	Worthington
Southern Virginia	Halford	Fischer	Haws	Austin	Worthington
vs. San Diego State	Collinsworth	Fischer	Haws	Austin	Worthington
vs. Chaminade	Collinsworth	Fischer	Haws	Austin	Worthington
vs. Purdue	Collinsworth	Fischer	Haws	Austin	Worthington
Eastern Kentucky	Collinsworth	Fischer	Haws	Austin	Neilson
at Utah State	Collinsworth	Fischer	Haws	Austin	Worthington
vs. Hawai'i	Collinsworth	Fischer	Haws	Austin	Worthington
Utah	Collinsworth	Fischer	Haws	Austin	Worthington
at Weber State	Collinsworth	Fischer	Haws	Neilson	Worthington
Stanford	Collinsworth	Fischer	Haws	Neilson	Worthington
UMass	Collinsworth	Fischer	Haws	Neilson	Worthington
Gonzaga	Collinsworth	Fischer	Haws	Neilson	Worthington
Portland	Collinsworth	Fischer	Haws	Winder	Worthington
at Santa Clara	Collinsworth	Fischer	Haws	Winder	Worthington
at San Francisco	Collinsworth	Fischer	Haws	Winder	Worthington
Pepperdine					
Loyola Marymount					
at Pacific					
at Saint Mary's					
at San Diego					
San Francisco					
Santa Clara					
at Pepperdine					
at Loyola Marymount					
Saint Mary's					
Pacific					
San Diego					
at Portland					
at Gonzaga					
Won-Loss Records	(1)	(2)	(3)	(4)	(5)
5-3	Collinsworth	Fischer	Haws	Austin	Worthington
1-0	Halford	Fischer	Haws	Austin	Worthington
1-0	Collinsworth	Fischer	Haws	Austin	Neilson
3-1	Collinsworth	Fischer	Haws	Neilson	Worthington
3-0	Collinsworth	Fischer	Haws	Winder	Worthington

GAMES PLAYED (RECORD)

	2014-15	Career
Tyler Haws	17 (13-4)	121 (88-33)
Nate Austin	10 (7-3)	116 (80-36)
Anson Winder	17 (13-4)	117 (83-34)
Josh Sharp	10 (9-1)	102 (71-31)
Kyle Collinsworth	16 (12-4)	86 (66-20)
Skyler Halford	16 (13-3)	51 (36-15)
Frank Bartley IV	16 (12-4)	50 (35-15)
Luke Worthington	17 (13-4)	48 (34-14)
Ryan Andrus	6 (6-0)	same
Jordan Ellis	7 (7-0)	same
Chase Fischer	17 (13-4)	same
Corbin Kaufusi	16 (12-4)	same
Isaac Neilson	17 (13-4)	same
Dalton Nixon	14 (12-2)	same
Jake Toolson	13 (11-2)	same

GAMES STARTED (RECORD)

	2014-15	Career
Tyler Haws	17 (13-4)	119 (86-33)
Kyle Collinsworth	16 (12-4)	77 (58-19)
Anson Winder	3 (3-0)	28 (23-5)
Nate Austin	10 (7-3)	53 (35-18)
Josh Sharp	0 (0-0)	25 (18-7)
Skyler Halford	1 (1-0)	14 (11-3)
Luke Worthington	16 (12-4)	19 (15-4)
Chase Fischer	17 (13-4)	same
Isaac Neilson	5 (4-1)	same

STREAKS

Streak	2014-15	Overall
Current won/loss streak	3 wins	same
At home	1 win	same
On the road	4 wins	6 wins
On a neutral floor	1 win	same
At home vs. Nonconference	2 wins	same
At home vs. WCC	1 win	same
On the road vs. Nonconference	2 wins	same
On the road vs. WCC	2 wins	4 wins
On a neutral floor vs. Nonconference	1 win	same
On a neutral floor vs. WCC	—	1 loss
At regular season tournament	1 loss	same
At WCC Tournament	—	1 loss
NCAA Tournament	—	2 losses
At NIT	—	1 loss
Games with a 3-point make	17 games	20 games
Vs. In-state teams	1 win	same
At home vs. in-state teams	1 loss	same
On the road vs. in-state teams	2 wins	same

LEADS AND DEFICITS, BYU'S BIGGEST...

Lead/Deficit	Count
Halftime lead	28 (57-29 at San Francisco)
Halftime lead lost in defeat	1 (31-30 vs. Utah)
Halftime deficit	8 (33-41 vs. San Diego State)
Halftime deficit erased in victory	1 (46-47 vs. Long Beach State) 1 (31-32 at Utah State)
Overall lead	56 (97-41 vs. SVU)
Margin of victory	53 (101-48 vs. SVU)
Margin of defeat	5 (87-92 vs. San Diego State)
Lead lost in defeat	5 (76-71 vs. San Diego State)
Overall deficit	16 (15-31 vs. Gonzaga)
Deficit overcome in victory	9 (17-26 vs. Hawaii)

HONORS CANDIDATES

Tyler Haws • All-America Candidate

- Ranks fourth in the nation in scoring at 21.6 points per game and 27th in free throw percentage at 87.8
- Has three games with 30-plus points, including a season high of 35 points at Utah State
- Has scored 20-plus points 10 times
- Named to the Wooden Award Preseason Top 50
- Named to the Naismith Trophy Men's 50 Watch List
- Named preseason All-America honorable mention by the Associated Press
- Selected to the preseason All-WCC team by the league's coaches
- Named All-America Honorable Mention, WCC Player of the Year, All-WCC First Team, USBWA All-District VIII First Team, WCC All-Tournament and the CollegeSportsMadness.com All-High Major First Team in 2013-14
- 2013-14 season averages of 23.2 ppg, 3.8 rpg, 1.5 apg and 1.0 spg and season shooting percentages of .463 from the field, .404 from three and .881 from the free throw line
- Had season highs of 48 points, 13 rebounds, 5 assists, 3 steals and 4 made 3-pointers
- Scored in double figures in all 33 games played, 20-plus points 21 times, 30-plus points 7 times and 40-plus points once

Kyle Collinworth • All-WCC, All-District Candidate

- Ranks 20th in the nation in assists, 42nd in steals and 49th in rebounds
- One of only four players in the country with a triple-double and the only player with three (against Hawai'i, Gonzaga and San Francisco)
- Has 6 double-doubles
- Named preseason All-WCC
- Named All-WCC First Team in 2013-14
- 2013-14 season averages of 14.0 ppg, 8.1 rpg, 4.6 apg and 1.7 spg and season shooting percentages of .497 from the field and .364 from three
- Had season highs of 20 points, 13 rebounds, 9 assists, 3 blocks and 5 steals
- In all games was: 14th in the WCC in scoring, 2nd in rebounding, 13th in field goal percentage, 3rd in assists, 3rd in steals, 11th in assist/turnover ratio, 5th in offensive rebounds, 3rd in defensive rebounds and 6th in minutes played (as of 3/12/14)

Preseason Projections

Lindy's Sports College Basketball Preview

- Senior guard Tyler Haws ranked No. 1 in the nation among shooting guards
- Junior guard Kyle Collinworth ranked No. 20 in the nation among small forwards (even though he plays the point)
- BYU picked to finish second in the WCC
- Tyler Haws named the preseason player of the year and to the five-man All-WCC first-team
- Kyle Collinworth named to the five-man All-WCC second-team

Sporting News College Basketball Year Book

- Senior guard Tyler Haws and junior guard Kyle Collinworth named to the 10-man all-conference team
- Chase Fischer named to the five-man all-newcomer team
- The Marriott Center named the top venue in the WCC
- BYU picked to finish second in the WCC

Athlon Sports College Basketball Preview

- Senior guard Tyler Haws ranked the second-best scorer in the country
- Senior guard Tyler Haws named the WCC preseason player of the year and to the five-man All-WCC first-team

Online Previews

- Yahoo! Sports named Tyler Haws and Kyle Collinworth to its five-man All-WCC team and selected Haws as the preseason player of the year
- Sl.com projects Tyler Haws to lead the nation in scoring in 2014-15
- CampusInsiders.com projects Tyler Haws to lead the nation in scoring in 2014-15

2014-15 STORYLINES AND NOTES

Dave Rose

BYU head coach Dave Rose has led the Cougars to one of the most successful runs in program history since taking over in 2005. His career record of 245-82 ranks him second in BYU history in total victories and first in winning percentage (.749). Rose has been named conference coach of the year three times, district coach of the year twice, led the Cougars to four conference titles, seven NCAA tournament appearances, two NIT appearances, six 25-win seasons and nine 20-win seasons. In 2010, he led BYU to its first NCAA tournament win in 17 years and the Cougars won at least one postseason game in the next three seasons, including a spot in the Sweet 16 in 2011, a win in the 2012 NCAA tournament and a trip to the NIT semifinals in 2013.

Hot shooting from downtown

BYU is hitting threes at a record-setting pace in 2014-15. Through 17 games, the Cougars are on pace to easily surpass last season's output and break the records for made threes and threes per game set in 2010-11. See below for more data on BYU's 3-point shooting during the Dave Rose era.

Season	Games Played	Games w/10-plus 3s	Total 3s	3s/Game	Season	Games Played	Games w/10-plus 3s	Total 3s	3s/Game
2005-06	29	5	202	7.0	2010-11	37	11	312	8.4
2006-07	34	7	256	7.5	2011-12	35	8	233	6.7
2007-08	35	11	285	8.1	2012-13	36	4	213	5.9
2008-09	33	8	238	6.8	2013-14	35	3	177	5.1
2009-10	36	9	292	8.1	2014-15	17	6	156	9.2

Rose vs. the state

BYU basketball coach Dave Rose has compiled a record of 31-8 vs. in-state opponents since taking over in 2005-06. He has the best winning percentage (.795) of any coach vs. in-state teams during that time and is second in wins (Utah State's Stew Morrill is 32-11 vs. in-state teams since 2005-06, a .743 winning percentage). BYU won at Utah State 91-81 on Dec. 2, lost to Utah 65-61 on Dec. 10 and won at Weber State 76-60 on Dec. 13.

Opponent	W	L	Opponent	W	L
Utah	12	5	Weber State	10	0
Utah State	6	3	Southern Utah	3	0

Cougars leading the league

In each of BYU's three seasons in the WCC, the Cougars have had the leading scorer in all games (Noah Hartsock in 2011-12, Tyler Haws in 2012-13 and 2013-14) and in league games (Brandon Davies in 2011-12, Haws in 2012-13 and 2013-14). Only one other school (Loyola Marymount from 1988-89 to 1991-92) has had the league's leading scorer in at least three-straight seasons in all games. In league games, a school has had the league's leading scorer in at least three-straight seasons three other times. Haws could become the first player in league history to lead the league in scoring in three-straight seasons.

Rose among the nation's best

Dave Rose is 10th in career winning percentage among active NCAA Division I head coaches (as of Jan. 5, 2015).

Rk	Coach	Yrs.	W	L	Pct.	Rk	Coach	Yrs.	W	L	Pct.
1	Mark Few, Gonzaga	16	417	101	.8050	7	Bruce Pearl, Auburn	20	470	150	.7581
2	Roy Williams, UNC	27	735	194	.7912	8	Bill Self, Kansas	22	543	176	.7552
3	Thad Matta, Ohio State	15	389	117	.7688	9	Shaka Smart, VCU	6	148	49	.7513
4	Mike Krzyzewski, Duke	40	996	306	.7650	10	Dave Rose, BYU	10	245	82	.7492
5	John Calipari, Kentucky	23	568	175	.7645	11	Jamie Dixon, Pittsburgh	12	298	100	.7487
6	Bo Ryan, Wisconsin	31	718	225	.7614	12	Jim Boeheim, Syracuse	39	958	324	.7473

Number of games to...

See the table below for the number of games it has taken BYU's best scorers to reach various milestones.

1,500 Points	1,600 Points	1,700 Points	1,800 Points	1,900 Points
Danny Ainge - 77	Danny Ainge - 82	Danny Ainge - 87	Danny Ainge - 91	Danny Ainge - 96
Kresimir Cosic - 79	Tyler Haws - 90	Tyler Haws - 93	Tyler Haws - 97	Devin Durrant - 102
Tyler Haws - 86	Devin Durrant - 93	Devin Durrant - 96	Devin Durrant - 99	Tyler Haws - 102
Devin Durrant - 89	Michael Smith - 95	Michael Smith - 99	Michael Smith - 103	Michael Smith - 107
Michael Smith - 91	Fred Roberts - 103	Jimmer Fredette - 110	Jimmer Fredette - 114	Jimmer Fredette - 118
Fred Roberts - 98	Jimmer Fredette - 105	Fred Roberts - 111	Fred Roberts - 118	
2,000 Points	2,100 Points	2,200	2,300	2,400
Danny Ainge - 99	Danny Ainge - 102	Danny Ainge - 107	Danny Ainge - 112	Danny Ainge - 115
Devin Durrant - 106	Devin Durrant - 111	Devin Durrant - 114	Tyler Haws - 121	Jimmer Fredette - 134
Tyler Haws - 108	Tyler Haws - 112	Tyler Haws - 115	Michael Smith - 122	
Michael Smith - 110	Michael Smith - 115	Michael Smith - 119	Jimmer Fredette - 131	
Jimmer Fredette - 120	Jimmer Fredette - 123	Jimmer Fredette - 127		

Collinworth in good company

Junior guard Kyle Collinworth has registered three triple-doubles this season, the most in NCAA Division I since the 2009-10 season and tied for the second-most in NCAA history. See the list below for the most triple-doubles in a single season:

Player, Team	Class	Season	T-D
Michael Anderson, Drexel	So.	1985-86	4
Brian Shaw, UC Santa Barbara	Sr.	1987-88	4
Jason Kidd, California	So.	1993-94	4
Stephane Lasme	Sr.	2006-07	4
David Robinson, Navy	Jr.	1985-86	3
Shaquille O'Neal, LSU	Jr.	1991-92	3
Gerald Lewis, SMU	Sr.	1992-93	3
Andre Iguodala, Arizona	So.	2003-04	3
Hassan Whiteside, Marshall	Fr.	2009-10	3
Kyle Collinworth, BYU	Jr.	2014-15	3

INDIVIDUAL SEASON RECORDS**Triple-Doubles**

Rk	Name, Years	T-D
1	<i>Kyle Collinsworth, 2010-11, 12-present</i>	3
2	Danny Ainge	1
	Fred Roberts	1
	Kresimir Cosic	1
	Michael Smith	1

Most 10 Assist Games

Rk	Name, Years	#
1	Matt Montague, 2000-01	7
2	Nathan Call, 1991-92	5
3	Mike May, 1976-77	4
4	Randy Reid, 1992-93	3
	<i>Kyle Collinsworth, 2010-11, 12-present</i>	3
6	Kresimir Cosic, 1972-73	2
	Danny Ainge, 1979-80	2
	Danny Ainge, 1977-78	2
	Marty Haws, 1988-89	2
	Scott Runia, 1977-78	2
	Randy Reid, 1995-96	2
	Robbie Reid, 1994-95	2
	Matt Montague, 1996-97	2
	Averian Parrish, 1985-86	2

INDIVIDUAL SINGLE GAME**3-Point Field Goals**

Rk	Name, Years	3FG
1	<i>Chase Fischer (Jr.) vs. Chaminade, 11/25/2014*</i>	10
2	Jimmer Fredette (Jr.) at Arizona, 12/28/2009	9
3	Mike Rose (Sr.) vs. UNLV, 02/03/2007	8
	Matt Carlino (Jr.) vs. Portland, 02/22/2014	8
	Mike Rose (Fr.) vs. Southern Utah, 11/21/2003	8
6	Nick Sanderson (Sr.) at Utah State, 12/04/1992	7
	Jimmer Fredette (Sr.) vs. New Mexico, 03/11/2011	7
	Jimmer Fredette (Sr.) vs. Gonzaga, 03/19/2011	7
	Jimmer Fredette (Sr.) at UNLV, 01/05/2011	7
	Danny Bower (Jr.) vs. Ohio State, 12/30/1997	7

*Also set the BYU records for most threes in a half (9) and the most made threes without a miss (8)

TEAM SINGLE GAME**Most Points**

Rk	Name, Years	Pts
1	vs. Sacramento State, 02/25/1993	128
2	at Americas, 12/10/1965	123
	at San Diego State, 01/24/1980	123
4	vs. Utah State, 12/19/1987	121
	<i>vs. Chaminade, 11/25/2014</i>	121
6	vs. Oral Roberts, 12/23/1978	120
7	vs. Hofstra, 11/30/1983	119
8	at Utah State, 02/01/1968	118
9	vs. Xavier, 12/30/1964	115
	vs. Utah State, 01/22/1966	115
	vs. Utah, 03/05/1966	115

Most Points, 1st Half

Rk	Name, Years	Pts
1	vs. Hofstra, 11/30/1983	66
	<i>vs. Chaminade, 11/25/2014</i>	66
3	vs. Utah, 03/05/1966	64
4	vs. Sacramento State, 02/25/1993	62
	vs. Arizona State, 02/27/1965	62
6	vs. Utah State, 12/19/1987	61
7	vs. Loyola, 12/20/1966	60
	vs. Santa Clara, 12/19/1964	60
	vs. Central Connecticut, 01/02/1988	60
	vs. Chicago State, 11/20/2010	60
	at Utah, 02/20/1965	60

3-Point Field Goals

Rk	Name, Years	3FG
1	<i>vs. Chaminade, 11/25/2014*</i>	17
2	at Air Force, 02/09/2011	15
	vs. UNLV, 02/03/2007	15
	vs. Longwood, 11/18/2011	15
	<i>vs. Eastern Kentucky, 11/29/2014</i>	15
	<i>at San Francisco, 01/03/2015**</i>	15
4	vs. TCU, 01/10/2007	14
	vs. Southern Utah, 12/28/2002	14
	at Arizona, 12/28/2009	14
	vs. Gonzaga, 03/19/2011	14
	at Utah, 01/11/2011	14
	at San Diego State, 02/26/2011	14
	at UNLV, 01/05/2011	14

*Also set the BYU record for most threes in a half (14)

**Made the second-most threes in a half in BYU history (11)

WCC RECORDS – ALL GAMES**Scoring**

Rk	Name, School	Pts
1	Hank Gathers, LMU, 1988-90	2,490
2	Kevin Foster, Santa Clara, 2008-13	2,423
3	<i>Tyler Haws, BYU, 2009-10, 12-present</i>	2,311

Free Throws Made

Rk	Name, School	FT
1	<i>Tyler Haws, BYU, 2009-10, 12-present</i>	621
2	Mike Yoest, LMU, 1984-88	561

Free Throw Attempts

Rk	Name, School	FT
1	Hank Gathers, LMU, 1988-90	745
2	<i>Tyler Haws, BYU, 2009-10, 12-present</i>	699

WCC RECORDS – CONFERENCE GAMES**Scoring**

Rk	Name, School	Pts
1	Hank Gathers, LMU, 1988-90	1,190
2	Anthony Ireland, LMU, 2010-14	1,080
3	Bill Cartwright, San Francisco, 1975-79	1,065
4	Jose Slaughter, Portland, 1977-81	1,050
5	Jim McPhee, Gonzaga, 1985-90	1,031
6	Terrell Lowery, LMU, 1989-92	1,002
7	Rick Raivio, Portland, 1976-80	1,001
8	Bo Kimble, LMU, 1988-90	992
	Clint Richardson, Seattle, 1974-79	992
10	Forrest McKenzie, LMU, 1981-86	986
11	David Vann, Saint Mary's, 1977-82	983
12	Frank Oleynick, Seattle, 1972-75	975
13	Quintin Dailey, San Francisco, 1978-81	955
14	Darrell Tucker, San Francisco, 1999-03	937
15	Edgar Jones, Nevada, 1975-79	921
16	William Averitt, Pepperdine, 1971-73	919
17	Jim Haderlein, LMU, 1968-71	907
18	Luther Philyaw, LMU, 1972-76	898
19	Kurt Rambis, Santa Clara, 1976-80	897
20	Bob Florence, UNLV, 1973-75	894
	<i>Tyler Haws, BYU, 2009-10, 12-present</i>	829

Free Throws Made

Rk	Name, School	FT
1	Rick Adelman, Loyola Marymount, 1965-68	261
	Steve Ebey, Pepperdine, 1965-68	261
	<i>Tyler Haws, BYU, 2009-10, 12-present</i>	217

BYU'S RECORD WHEN ...

Venue	14-15	H	A	N	Under Rose
Overall	13-4	7-2	4-0	2-2	245-82
Home	7-2	—	—	—	138-14
Away	4-0	—	—	—	72-43
Neutral	2-2	—	—	—	35-25
Lead at the half/end of game...	14-15	H	A	N	Under Rose
BYU leads at the half	11-1	6-1	3-0	2-0	203-24
Opponent leads at the half	2-2	1-0	1-0	0-2	36-53
Score tied at the half	0-1	0-1	0-0	0-0	6-5
BYU leads w/5 min left	12-0	6-0	4-0	2-0	231-8
Opponent leads w/5 min left	0-3	0-2	0-0	0-1	11-72
Score tied w/5 min left	1-1	1-0	0-0	0-1	3-2
BYU leads w/1 min left	13-1	7-0	4-0	2-1	239-2
Opponent leads w/1 min left	0-2	0-2	0-0	0-0	3-75
Score tied w/1 min left	0-1	0-0	0-0	0-1	3-5
Game goes into overtime	1-2	1-0	0-0	0-2	8-7
BYU scores...	14-15	H	A	N	Under Rose
100-plus points	2-0	1-0	0-0	1-0	14-1
90-99 points	7-0	4-0	2-0	1-0	46-2
80-89 points	1-3	0-1	1-0	0-2	80-12
70-79 points	3-0	2-0	1-0	0-0	81-23
60-69 points	0-1	0-1	0-0	0-0	20-38
60 or less points	0-0	0-0	0-0	0-0	4-6
Opponent scores...	14-15	H	A	N	Under Rose
100-plus points	0-0	0-0	0-0	0-0	2-3
90-99 points	1-1	1-0	0-0	0-1	3-8
80-89 points	3-2	1-1	1-0	1-1	14-30
70-79 points	4-0	3-0	0-0	1-0	55-34
60-69 points	3-1	2-1	1-0	0-0	101-7
50-59 points	0-0	0-0	0-0	0-0	50-0
50 or less points	2-0	0-0	1-0	0-0	20-0
BYU double figure scorers	14-15	H	A	N	Under Rose
One player in double figures	0-0	0-0	0-0	0-0	1-4
Two players in double figures	3-1	1-0	1-0	0-1	29-20
Three players in double figures	2-2	0-2	2-0	0-0	87-36
Four players in double figures	4-0	2-0	0-0	2-0	84-17
Five players in double figures	3-1	2-0	1-0	0-1	33-5
Six players in double figures	0-0	0-0	0-0	0-0	10-0
Seven players in double figures	1-0	1-0	0-0	0-0	1-0
Shooting, rebounding and TOs	14-15	H	A	N	Under Rose
BYU shoots 50% or better	8-0	5-0	2-0	1-0	109-9
Opponent shoots 50% or better	1-0	1-0	0-0	0-0	15-31
BYU outshoots opponent	9-0	4-0	3-0	2-0	199-15
Opponent outshoots BYU	4-4	3-2	1-0	0-2	45-65
Teams shoot equal FG%	0-0	0-0	0-0	0-0	1-2
BYU outrebounds opponent	12-0	6-0	4-0	2-0	188-23
Opponent outrebounds BYU	1-4	1-2	0-0	0-2	46-56
BYU, opponent tie in rebounds	0-0	0-0	0-0	0-0	11-3
BYU has a positive TO margin	8-3	6-1	2-0	0-2	156-33
BYU has a negative TO margin	4-1	1-1	2-0	1-0	65-42
BYU, opponent tie in TOs	1-0	0-0	0-0	1-0	24-7
Wins, losses and rest	14-15	H	A	N	Under Rose
Coming off a win	8-4	4-2	3-0	1-2	179-65
Coming off a loss	5-0	3-0	1-0	1-0	66-17
Two-plus days between games	9-3	5-2	3-0	1-1	203-63
One day between games	2-0	1-0	1-0	0-0	30-6
Playing the next day	2-1	1-0	0-0	1-1	12-13
Days	14-15	H	A	N	Under Rose
Monday	0-1	0-0	0-0	0-1	6-2
Tuesday	4-0	2-0	1-0	1-0	37-6
Wednesday	1-2	1-1	0-0	0-1	50-14
Thursday	1-0	0-0	1-0	0-0	27-18
Friday	1-0	1-0	0-0	0-0	24-7
Saturday	6-1	3-1	2-0	1-0	101-35

DUNKS

	2014-15	Career
Nate Austin	0	16
Tyler Haws	4	18
Josh Sharp	1	13
Anson Winder	1	3
Kyle Collinsworth	11	39
Frank Bartley IV	0	2
Luke Worthington	3	3
Dalton Nixon	3	3
Corbin Kaufusi	7	7
Ryan Andrus	1	1
BYU	31	
Opponents	12	

BYU'S RECORD WHEN ...

On television	14-15	H	A	N	Under Rose
All games on TV	13-4	7-2	4-0	2-2	209-76
On BYUtv	8-0	6-0	1-0	1-0	71-6
On ESPN	0-0	0-0	0-0	0-0	1-2
On ESPN2	1-3	0-1	0-0	1-2	8-16
On ESPN3	1-1	1-0	0-0	0-0	13-5
On ESPNEWS	0-0	0-0	0-0	0-0	1-0
On TWC/ROOT Sports	1-0	0-0	1-0	0-0	5-4
On truTV	0-0	0-0	0-0	0-0	1-3
On CBS	0-0	0-0	0-0	0-0	4-5
On CBS Sports Network	1-0	0-0	1-0	0-0	15-7
On Pac-12 Network	0-0	0-0	0-0	0-0	0-2
On KJZZ	1-0	0-0	1-0	0-0	1-0
Top 25	14-15	H	A	N	Under Rose
vs. a top 25 opponent	0-3	0-2	0-0	0-1	9-27
as a top 25 team	0-0	0-0	0-0	0-0	57-16
Months	14-15	H	A	N	Under Rose
November	5-2	4-0	0-0	1-2	49-12
December	6-2	3-2	2-0	1-0	57-20
January	2-0	0-0	2-0	0-0	57-19
February	0-0	0-0	0-0	0-0	51-12
March	0-0	0-0	0-0	0-0	31-18
April	0-0	0-0	0-0	0-0	0-1
Margin of victory/defeat	14-15	H	A	N	Under Rose
1-4 points	1-2	1-1	0-0	0-1	25-19
5-9 points	3-2	3-1	0-0	0-1	44-22
10-15 points	2-0	1-0	1-0	0-0	60-24
16-19 points	1-0	0-0	1-0	0-0	29-12
20-29 points	2-0	1-0	0-0	1-0	50-5
30-39 points	3-0	0-0	2-0	1-0	24-0
40-49 points	0-0	0-0	0-0	0-0	8-0
50+ points	1-0	1-0	0-0	0-0	5-0

FREE THROW STREAKS

Haws	31	3/8/14 - 11/14/14
Halford	25	2/13/14 - 12/29/14
Haws	24	12/2/14 - 12/10/14
Haws	16	12/27/14 - 12/29/14
Haws	14	11/26/14 - 12/2/14
Collinsworth	12	11/29/14 - 12/6/14

LATE GAME FREE THROWS, 5:00-2:00

Player	Season	Career
Nate Austin	2-2 (.000)	5-10 (.500)
Kyle Collinsworth	7-9 (.778)	23-39 (.590)
Tyler Haws	12-13 (.923)	75-83 (.904)
Josh Sharp	1-2 (.500)	5-10 (.500)
Anson Winder	4-4 (1.000)	13-17 (.745)
Skyler Halford	0-0 (.000)	7-8 (.875)
Frank Bartley IV	4-4 (1.000)	5-6 (.750)
Luke Worthington	0-0 (.000)	1-2 (.500)
Isaac Neilson	1-4 (.250)	1-4 (.250)
Corbin Kaufusi	3-5 (.600)	3-5 (.600)
Chase Fischer	2-2 (1.000)	2-2 (1.000)
Totals	38-47 (.809)	
Under Rose	603-828 (.728)	

LATE GAME FREE THROWS, 2:00-0:00

Player	Season	Career
Nate Austin	1-2 (.500)	12-18 (.667)
Kyle Collinsworth	12-14 (.857)	27-46 (.587)
Tyler Haws	10-10 (1.000)	81-87 (.931)
Josh Sharp	0-0 (.000)	8-12 (.667)
Anson Winder	14-21 (.667)	33-50 (.660)
Luke Worthington	0-0 (.000)	2-4 (.500)
Frank Bartley IV	3-5 (.600)	4-12 (.333)
Skyler Halford	13-14 (.929)	25-26 (.962)
Chase Fischer	2-2 (1.000)	2-2 (1.000)
Isaac Neilson	1-2 (.500)	1-2 (.500)
Dalton Nixon	1-1 (1.000)	1-1 (1.000)
Corbin Kaufusi	2-3 (.667)	2-3 (.667)
Totals	59-74 (.797)	
Under Rose	789-1053 (.750)	

2014-15 SCORING BY HALF (BYU-OPPONENT)

Opponent	1st half	Margin	FG %	2nd half	Margin	FG %	OT	Margin	FG %	Final	Margin	FG %
Long Beach State	46-47	-1	53.8-50.0	49-43	+6	50.0-58.6	—	—	—	95-90	+5	51.9-54.1
Arkansas-Little Rock	37-28	+9	46.7-25.8	54-34	+20	59.0-43.3	—	—	—	91-62	+29	53.6-34.4
Southern Virginia	49-22	+27	47.2-28.6	52-26	+26	62.5-29.6	—	—	—	101-48	+53	54.4-29.0
vs. San Diego State	33-41	-8	39.9-48.5	34-26	+8	43.3-47.6	20-25	-5	30.0-50.0	87-92	-5	38.5-48.5
vs. Chaminade	66-43	+23	62.2-38.9	55-42	+13	48.6-36.1	—	—	—	121-85	+36	55.4-37.5
vs. Purdue	35-40	-5	37.9-50.0	46-41	+5	53.6-41.7	4-6	-2	20.0-42.9	85-87	-2	43.5-45.8
Eastern Kentucky	32-30	+2	50.0-52.4	58-46	+12	64.5-46.4	—	—	—	90-76	+14	58.2-49.0
at Utah State	31-32	-1	33.3-46.4	60-49	+11	45.5-44.8	—	—	—	91-81	+10	39.4-45.6
vs. Hawai'i	37-30	+7	41.2-37.5	53-40	+13	57.7-38.2	—	—	—	90-70	+20	48.3-37.9
Utah	31-30	+1	42.9-40.7	30-35	-5	32.4-52.4	—	—	—	61-65	-4	36.9-45.8
at Weber State	39-25	+14	57.1-36.0	37-35	+2	54.3-37.3	—	—	—	76-60	+16	54.3-37.3
Stanford	36-35	+1	43.8-48.5	43-42	+1	41.4-48.5	—	—	—	79-77	+2	42.6-48.5
UMass	32-30	+2	38.2-37.0	30-32	-2	36.4-63.6	15-9	+6	66.7-30.0	77-71	+6	39.0-45.8
Gonzaga	43-43	0	46.7-50.0	37-44	-7	32.1-48.4	—	—	—	80-87	-7	39.7-49.2
Portland	43-37	+6	45.2-40.7	54-51	+3	55.9-52.8	—	—	—	97-88	+9	50.8-47.6
at Santa Clara	41-22	+19	53.6-28.6	40-24	+16	40.0-32.1	—	—	—	81-46	+35	47.2-30.4
at San Francisco	57-29	+28	74.1-38.5	42-39	+3	46.4-43.8	—	—	—	99-68	+31	60.0-41.4
Pepperdine												
Loyola Marymount												
at Pacific												
at Saint Mary's												
at San Diego												
San Francisco												
Santa Clara												
at Pepperdine												
at Loyola Marymount												
Saint Mary's												
Pacific												
San Diego												
at Portland												
at Gonzaga												
Season Totals	40.5-33.2	+7.3	47.4-41.0	45.5-38.2	+7.4	48.6-44.8	13.0-13.3	-0.3	32.1-41.4	88.3-73.7	+14.6	47.6-42.8

* Superlatives in bold

2014-15 Offensive Trends (BYU-Opponent)

Opponent	Points/Paint	Points Off TO	2nd Chance Points	Fastbreak Points	Bench Points	Big Run	Big Lead
Long Beach State	24 34	19 15	4 13	9 7	43 26	9-0/6-0	10/5
Arkansas-Little Rock	52 20	24 7	10 13	14 0	34 21	14-0/8-0	31/3
Southern Virginia	54 16	35 8	20 12	24 2	66 26	16-0/7-0	56 /-
vs. San Diego State	28 40	15 13	15 22	4 8	29 30	8-0/11-0	5/11
vs. Chaminade	34 32	27 8	17 17	11 9	50 29	16-0/8-0	36/-
vs. Purdue	28 38	17 9	16 7	14 2	27 20	7-0/11-0	4/8
Eastern Kentucky	30 26	22 17	12 5	10 2	33 15	9-0/6-0	25/3
at Utah State	26 26	18 4	18 8	11 2	24 4	12-0/6-0	14/5
vs. Hawai'i	34 38	12 22	14 11	16 4	21 7	13-0/13-0	24/9
Utah	26 32	24 13	10 7	8 6	16 27	14-0/10-0	4/13
at Weber State	14 30	21 15	7 7	0 0	25 10	10-0/7-0	20/-
Stanford	30 28	22 13	25 13	9 5	13 12	8-0/11-0	13/2
UMass	28 32	18 15	14 14	6 10	41 17	10-0/12-0	7/7
Gonzaga	24 36	11 13	9 13	6 6	40 15	9-0/12-0	6/16
Portland	44 22	22 6	12 6	16 0	14 14	13-0/9-0	22/5
at Santa Clara	22 16	20 5	6 0	6 2	33 7	17-0/6-0	38/-
at San Francisco	28 26	11 10	18 4	2 2	28 10	11-0/6-0	35/3
Pepperdine							
Loyola Marymount							
at Pacific							
at Saint Mary's							
at San Diego							
San Francisco							
Santa Clara							
at Pepperdine							
at Loyola Marymount							
Saint Mary's							
Pacific							
San Diego							
at Portland							
at Gonzaga							
Season Totals	526 492	338 193	227 172	166 67	537 290		
Times Led, Record (W/L/T)	8-0/4-4/1-0	12-3/1-1/0-0	8-2/2-2/3-0	10-2/1-1/2-1	12-2/0-2/1-0		
Under Rose (W/L/T)	158-28/72-52/15-2	194-31/44-48/7-3	155-34/74-45/16-3	177-43/42-26/26-13	143-34/95-45/7-3		

* Superlatives in bold



2014-15 WCC Standings (as of 1/4/15)

	Overall	Pct	WCC	Pct
Saint Mary's	11-3	.786	4-0	1.000
Gonzaga	14-1	.933	3-0	1.000
BYU	13-4	.765	3-1	.750
Pepperdine	9-5	.643	2-1	.667
Santa Clara	7-8	.467	2-2	.500
Portland	10-5	.667	1-2	.333
Pacific	9-7	.562	1-3	.250
San Diego	8-8	.500	1-3	.250
San Francisco	7-9	.438	1-3	.250
Loyola Marymount	4-11	.267	0-3	.000

2014-15 WCC Players of the Week

Nov. 17	Brandon Clark, Santa Clara
Nov. 24	Brad Waldow, Saint Mary's
Dec. 1	Kevin Pangos, Gonzaga
Dec. 8	Kyle Collinsworth, BYU
Dec. 15	Kyle Wiltjer, Gonzaga
Dec. 22	Dulani Robinson, Pacific
Dec. 29	Kyle Collinsworth, BYU
Jan. 5	Przemek Karnowski, Gonzaga

2014-15 Preseason All-WCC Team

Player	School	Yr.	Pos.
Jared Brownridge	Santa Clara	So.	G
<i>Kyle Collinsworth</i>	<i>BYU</i>	<i>Jr.</i>	<i>G</i>
Stacy Davis	Pepperdine	Jr.	F
Johnny Dee	San Diego	Sr.	G
<i>Tyler Haws</i>	<i>BYU</i>	<i>Sr.</i>	<i>G</i>
Przemek Karnowski	Gonzaga	Jr.	C
Kevin Pangos	Gonzaga	Sr.	G
Kruize Pinkins	San Francisco	Sr.	F
Thomas van der Mars	Portland	Sr.	C
Brad Waldow	Saint Mary's	Sr.	C

2014-15 WCC Preseason Poll

Team (First Place Votes)	Points
1. Gonzaga (9)	81
2. <i>BYU (1)</i>	<i>69</i>
3. Saint Mary's	62
4. San Francisco	59
5. San Diego	47
6. Portland	45
7. Pepperdine	29
7. Santa Clara	29
9. Loyola Marymount	19
10. Pacific	10

TEAM

WCC Stats (as of 1/4/15)	All	Conf
Scoring Offense	1	1
Scoring Defense	10	7
Scoring Margin	2	1
FT Percentage	1	3
FG Percentage	2	2
FG Percentage Defense	6	3
3FG Percentage	2	3
3FG Percentage Defense	6	5
3-Point FG Made/Game	1	1
Rebounding Offense	1	1
Rebounding Defense	8	7
Rebounding Margin	4	2
Blocked Shots	5	10
Assists	1	2
Steals	1	2
Turnover Margin	1	T4
Assist/Turnover Ratio	2	1
Offensive Rebounds	1	8
Defensive Rebounds	1	2
Defensive Reb Pct	3	1
Offensive Reb Pct	6	6
NCAA Stats (as of 1/5/15)	Rank	Actual
Won-Lost Percentage	53	76.5
Scoring Offense	1	88.3
Scoring Defense	315	73.7
Scoring Margin	26	14.6
Field-Goal Percentage	40	47.6
Field-Goal Pct Defense	184	42.8
3-Point Field Goals/Game	11	9.2
3-Point Field-Goal Pct	33	39.1
3-Point FG Defense	185	33.5
Free-Throw Percentage	6	76.8
Rebound Margin	49	6.1
Assists Per Game	4	18.4
Assist Turnover Ratio	13	1.46
Blocked Shots Per Game	279	2.5
Steals Per Game	44	8.2
Turnovers Per Game	113	12.5
Turnover Margin	72	2.1
Personal Fouls Per Game	267	20.1
Total Blocks	227	42
Total Assists	1	312
Total Rebounds	1	678
Free Throw Attempts	1	452
Free Throws Made	1	347
3-Point Field Attempts	3	399
Total 3-Point FGs Made	2	156
Total Steals	11	140
Few Turnovers	296	213
Fewest Fouls	339	342
Offensive Rebounds/Game	88	12.18
Defensive Rebounds/Game	23	27.71
Total Rebounds/Game	32	39.88

INDIVIDUAL

WCC (as of 1/14/15)	Top BYU player - All	Rank	Top BYU player - Conf	Rank
Scoring	Tyler Haws	1	Tyler Haws	3
Rebounding	Kyle Collinsworth	2	Kyle Collinsworth	1
FG Percentage	Anson Winder	7	Kyle Collinsworth	7
Assists	Kyle Collinsworth	2	Kyle Collinsworth	1
FT Percentage	Tyler Haws	2	Tyler Haws	10
Steals	Kyle Collinsworth	1	Kyle Collinsworth	T3
3FG Percentage	Jake Toolson	T1	Skyler Halford	5
3FG Made/Game	Chase Fischer	2	Chase Fischer	2
Blocked Shots	Corbin Kaufusi	T15	—	—
Assist/TO Ratio	Kyle Collinsworth	7	Kyle Collinsworth	3
Offensive Rebounds	Kyle Collinsworth	T11	Kyle Collinsworth	T6
Defensive Rebounds	Kyle Collinsworth	2	Kyle Collinsworth	1
Minutes Played	—	—	—	—
NCAA Stats (as of 1/5/15)	BYU Player	Rank	Actual	
Points Per Game	Tyler Haws	4	21.6	
Field Goal Percentage	Anson Winder	52	53.6	
3-Point FGs Per Game	Chase Fischer	30	3.06	
3-Point FG Percentage	Chase Fischer	46	42.3	
Free-Throw Percentage	Tyler Haws	27	87.8	
Rebounds Per Game	Kyle Collinsworth	49	8.5	
Assists Per Game	Kyle Collinsworth	20	5.9	
Steals Per Game	Kyle Collinsworth	43	2.19	
Total Points	Tyler Haws	1	367	
	Anson Winder	60	249	
	Chase Fischer	93	235	
Total Rebounds	Kyle Collinsworth	18	136	
Double-Doubles	Kyle Collinsworth	23	6	
Triple-Doubles	Kyle Collinsworth	1	3	
Total Assists	Kyle Collinsworth	11	94	
Total Field Goals Made	Tyler Haws	2	118	
	Anson Winder	49	89	
Total Minutes	Tyler Haws	30	531	
Total 3-Point FG Attempts	Chase Fischer	7	123	
Total 3-Point FGs Made	Chase Fischer	4	52	
Total Steals	Kyle Collinsworth	11	35	
Total FG Attempts	Tyler Haws	4	244	
Free Throws Made	Tyler Haws	3	101	
Free Throw Attempts	Tyler Haws	7	115	
Defensive Rebounds/Game	Kyle Collinsworth	29	6.31	

BYU BASKETBALL

ROSTER AND CAREER HIGHS

No.	Name	Pos.	Ht.	Wt.	Yr.	Hometown (Previous School)	Pronunciations
1	Chase Fischer	G	6-3	195	Jr.	Ripley, W.Va. (Wake Forest)	JAMAL AYTES ATE-s or 8's
2	Jordan Ellis	G	6-1	185	Jr.	Medford, Ore. (North Medford HS)	BOB MEDINA meh-DEE-nuh
3	Tyler Haws	G	6-5	200	Sr.	Alpine, Utah (Lone Peak HS)	
5	Kyle Collinsworth	G	6-6	215	Jr.	Provo, Utah (Provo HS)	SKYLER HALFORD HAL-ford
10	Ryan Andrus	G	6-10	220	Fr.	American Fork, Utah (American Fork HS)	TERRY NASHIF NASH-if
12	Josh Sharp	F	6-7	185	Sr.	Highland, Utah (Utah)	
15	Jake Toolson	G	6-5	210	Fr.	Gilbert, Ariz. (Highland HS)	CORBIN KAUFUSI KAW-foo-see
20	Anson Winder	G	6-3	195	Sr.	Las Vegas, Nev. (Bishop Gorman HS)	ROBERT RAMOS RAY-mus
21	Kyle Davis*	F	6-7	225	Jr.	Draper, Utah (Utah State)	
23	Skyler Halford	G	6-1	180	Sr.	Orem, Utah (SLCC)	ANSON WINDER AN-sun WINE-der
24	Frank Bartley IV	G	6-3	200	So.	Baton Rouge, La. (Future College Prep)	
25	Jordan Chatman	G	6-4	195	Fr.	Vancouver, Wash. (Union HS)	
30	Dalton Nixon	F	6-8	230	Fr.	Orem, Utah (Orem HS)	
33	Nate Austin	F	7-0	230	Sr.	Alpine, Utah (Lone Peak HS)	
35	Isaac Neilson	C	6-10	230	Fr.	Mission Viejo, Calif. (Mission Viejo HS)	
40	Jamal Aytes	F	6-6	230	So.	San Diego, Calif. (JSerra Catholic HS)	
41	Luke Worthington	F	6-10	245	So.	Mequon, Wis. (Homestead HS)	
44	Corbin Kaufusi	C	6-10	260	Fr.	Provo, Utah (Timpview HS)	

Head Coach: Dave Rose, 10th year (Houston, 1983)

Assistant Coaches: Terry Nashif (BYU, 2005); Tim LaComb (Utah, 2006); Mark Pope (Kentucky, 1996)

Director of Basketball Operations: Cody Fueger (Utah, 2006)

Coordinator of Player Development: Garrett Faucette (BYU, 2008)

Team Trainer: Robert Ramos (BYU, 1995)

Strength and Conditioning Coach: Bob Medina (UNLV, 1988)

2014-15 SEASON AND CAREER HIGHS

#	Player		Points	Rebounds	Assists
1	Chase Fischer	Season	30 vs. Chaminade	5 vs. Hawaii	5, twice, last vs. Hawai'i
		Career	same	same	same
2	Jordan Ellis	Season	2 vs. SVU	2 vs. Chaminade	1, twice, last vs. Hawai'i
		Career	same	same	same
3	Tyler Haws	Season	35 at Utah State	8 vs. Utah	6 vs. Portland
		Career	48 at Portland (13-14)	13 vs. Weber State (13-14)	6 vs. Idaho State (09-10), vs. Portland (14-15)
5	Kyle Collinsworth	Season	21, twice, last vs. Portland	15 vs. UMass, at Santa Clara	10, 3 times, last at San Francisco
		Career	23 vs. Loyola Marymount (13-14)	16 vs. Loyola Marymount (13-14)	same
12	Josh Sharp	Season	4 vs. Southern Virginia	4 vs. Southern Virginia	1, 3 times, last at Santa Clara
		Career	14 at Gonzaga (12-13), vs. SCU (12-13)	12 vs. LMU (12-13)	3, 3 times, last vs. Oregon (13-14)
15	Jake Toolson	Season	15 vs. Southern Virginia	7 vs. Southern Virginia	4 vs. Southern Virginia
		Career	same	same	same
20	Anson Winder	Season	25 vs. UMass	8 vs. Chaminade	6 vs. Hawai'i
		Career	same	same	9 vs. Northern Arizona (11-12)
23	Skyler Halford	Season	18 vs. Long Beach State	5 vs. Portland	7 vs. Long Beach State
		Career	28 vs. San Diego (13-14)	6, twice, last vs. Santa Clara (13-14)	same
24	Frank Bartley IV	Season	6 vs. Gonzaga, at Santa Clara	6 vs. Southern Virginia	7 vs. Southern Virginia
		Career	16 vs. Mount St. Mary's (13-14)	7 vs. Mount St. Mary's, at LMU (13-14)	same
30	Dalton Nixon	Season	10 vs. Southern Virginia	4, 3 times, last at Santa Clara	2 vs. Southern Virginia, vs. San Diego State
		Career	same	same	same
33	Nate Austin	Season	8 vs. Arkansas-Little Rock	11 vs. Arkansas-Little Rock	3 vs. Long Beach State, vs. Chaminade
		Career	15 vs. Weber State (11-12)	16 vs. San Francisco (13-14)	4 vs. ENMU (12-13), vs. PVAMU (13-14)
35	Isaac Neilson	Season	15 at Weber State	7 vs. Southern Virginia	2 vs. Southern Virginia
		Career	same	same	same
41	Luke Worthington	Season	12 vs. Southern Virginia	6 at Utah State	1, 7 times, last vs. UMass
		Career	same	same	same
44	Corbin Kaufusi	Season	8 vs. Chaminade	6 vs. Chaminade, at Santa Clara	1, twice, last vs. Portland
		Career	same	same	same

GEOGRAPHIC BREAKDOWN

Arizona	Jake Toolson
California	Jamal Aytes, Isaac Neilson
Louisiana	Frank Bartley IV
Nevada	Anson Winder
Oregon	Jordan Ellis
Utah	Ryan Andrus, Nate Austin, Kyle Collinsworth, Kyle Davis, Skyler Halford, Tyler Haws, Corbin Kaufusi, Dalton Nixon, Josh Sharp
Washington	Jordan Chatman
West Virginia	Chase Fischer
Wisconsin	Luke Worthington

CLASS BREAKDOWN

Seniors	Juniors	Sophomores	Freshmen
Nate Austin Skyler Halford Tyler Haws Josh Sharp Anson Winder	Kyle Collinsworth Kyle Davis* Jordan Ellis Chase Fischer	Jamal Aytes Frank Bartley IV Luke Worthington	Ryan Andrus Jake Toolson Jordan Chatman Dalton Nixon Isaac Neilson Corbin Kaufusi
*Sitting out in 2014-15 due to NCAA transfer rules			

#1 • CHASE FISCHER
6-3 • 195 • JR • GUARD



RIPLEY, WEST VIRGINIA
WAKE FOREST

2014-15 SEASON — PPG: 13.8 RPG: 2.0 APG: 2.5 SPG: 0.9 BPG: 0.1 FG%: .443 3FG%: .423 FT%: .806

Last Time Out

- Had 20 points and was 6 of 9 from 3-point range ... added 2 assists, 1 steal and 1 rebound against San Francisco

In 2014-15 • Junior

- A team captain
- Set a BYU record with 10 threes vs. Chaminade for a career-high 30 points
- Scored 17 points on 4 of 8 3-point shooting and 5 of 5 from the free throw line ... also had 5 assists, 3 rebounds and 1 steal vs. Long Beach State
- Totaled 19 points on 7 of 12 shooting, 4 of 7 from three, vs. UALR
- Had 20 points, hit 4 of 8 threes, added 3 rebounds and 2 assists vs. ECU
- Totaled 20 points, 5 boards, 5 assists and 3 steals vs. Hawai'i
- Totaled 16 points, 3 rebounds, 2 assists and 2 steals vs. Portland

- As a freshman in 2011-12 averaged 6.3 points, 2.2 rebounds and 1.5 assists in 26.1 minutes per game and shot .350 from the field, .320 from three and .821 from the free-throw line
- Scored in double figures nine times and hit two-plus threes 12 times
- Prepped at Ripley High School
- A 2011 first-team Parade All-American
- 2011 Gatorade Boys Basketball Player of the Year for the state of West Virginia and a McDonald's All-America nominee
- Two-time first team all-state selection in 2009-10 and 2010-11
- Received the 2011 Bill Evans Award, which goes to the state's player of the year (was second in the voting as a junior)

Personal

- Parents are John and Robin Fischer
- Older brother Noah played college basketball at Marshall and University of Charleston
- Before committing to Wake Forest was also recruited by Marshall, Ohio, UCF and VCU

Before BYU

- Played in 62 games and started six times for the Wake Forest Demon Deacons in 2011-12 and 2012-13
- A team captain as a sophomore in 2012-13
- As a sophomore averaged 4.5 points and 1.1 rebounds in 14.2 minutes per game while shooting .395 from the field, .422 from three and .600 from the free-throw line
- Scored a career-high 15 points while hitting a career-best 5 of 8 from three vs. High Point on Dec. 5, 2012
- Scored in double figures five times and hit two-plus threes 10 times

2014-15 SEASON HIGHS

PTS	30 vs. Chaminade – 11/25/14
1st H	27 vs. Chaminade – 11/25/14
2nd H	12 vs. Hawai'i – 12/6/14
REB	5 vs. Hawai'i – 12/6/14
AST	5, twice, last vs. Hawai'i – 12/6/14
STL	3 vs. Hawai'i – 12/6/14
BLK	1 vs. SDSU – 11/24/14
FGM	10 vs. Chaminade – 11/25/14
FGA	14, twice, last vs. Stanford – 12/20/14
3PM	10 vs. Chaminade – 11/25/14
3PA	13 vs. Chaminade – 11/25/14
FTM	5 vs. LBSU – 11/14/14
FTA	5, twice, last vs. Hawai'i – 12/6/14

MISCELLANEOUS

	14-15	Career
Double-Figure Points	12 (11-1)	same
20-plus Points	4 (4-0)	same
Double-Figure Reb	0 (0-0)	same
Double-Doubles	0 (0-0)	same
3-plus Steals	1 (1-0)	same
3-plus Blocks	0 (0-0)	same
3-plus 3-point FG	8 (7-1)	same
Scoring Leader	3 (3-0)	same
Rebound Leader	0 (0-0)	same
Assist Leader	0 (0-0)	same

2014-15 GAME-BY-GAME

Opponent	Date	GS	Min	FG	FGA	Pct	3FG	FGA	Pct	FT	FTA	Pct	Off	Def	TR	Avg	PF	FO	A	TO	Blk	Stl	Pts	Avg
Long Beach State	11/14/14	*	31	4	9	.444	4	8	.500	5	5	1.000	0	3	3	3.0	3	0	5	2	0	1	17	17.0
Arkansas-Little Rock	11/18/14	*	28	7	12	.583	4	7	.571	1	1	1.000	0	2	2	2.5	1	0	1	2	0	1	19	18.0
Southern Virginia	11/19/14	*	16	4	9	.444	0	4	.000	2	4	.500	0	3	3	2.7	1	0	3	2	0	0	10	15.3
vs. San Diego State	11/24/14	*	42	4	13	.308	3	9	.333	0	0	.000	0	1	1	2.3	2	0	2	3	1	1	11	14.3
vs. Chaminade	11/25/14	*	23	10	14	.714	10	13	.769	0	0	.000	0	0	0	1.8	2	0	3	0	0	1	30	17.4
vs. Purdue	11/26/14	*	38	2	11	.182	2	11	.182	1	2	.500	0	3	3	2.0	1	0	2	3	0	1	7	15.7
Eastern Kentucky	11/29/14	*	27	7	12	.583	4	8	.500	2	3	.667	0	3	3	2.1	2	0	2	3	0	0	20	16.3
at Utah State	12/02/14	*	17	1	9	.111	1	5	.200	0	0	.000	1	2	3	2.3	1	0	1	0	0	1	3	14.6
vs. Hawai'i	12/06/14	*	32	6	11	.545	4	9	.444	4	5	.800	1	4	5	2.6	2	0	5	3	0	3	20	15.2
Utah	12/10/14	*	22	1	5	.200	1	5	.200	0	0	.000	0	0	0	2.3	4	0	1	1	0	0	3	14.0
at Weber State	12/13/14	*	33	4	8	.500	4	7	.571	1	2	.500	0	0	0	2.1	3	0	4	1	0	0	13	13.9
Stanford	12/20/14	*	31	6	14	.429	2	6	.333	2	2	1.000	1	0	1	2.0	1	0	3	3	0	2	16	14.1
UMass	12/23/14	*	35	3	12	.250	2	8	.250	0	0	.000	0	1	1	1.9	1	0	2	1	0	2	8	13.6
Gonzaga	12/27/14	*	19	2	7	.286	1	6	.167	3	4	.750	1	1	2	1.9	2	0	1	2	0	0	8	13.2
Portland	12/29/14	*	27	5	7	.714	2	3	.667	4	4	1.000	1	2	3	2.0	2	0	2	2	0	2	16	13.4
at Santa Clara	01/01/15	*	27	4	9	.444	2	5	.400	4	4	1.000	0	3	3	2.1	1	0	3	3	0	0	14	13.4
at San Francisco	01/03/15	*	23	7	12	.583	6	9	.667	0	0	.000	0	1	1	2.0	0	0	2	0	0	1	20	13.8
Pepperdine	01/08/15																							
Loyola Marymount	01/10/15																							
at Pacific	01/15/15																							
at Saint Mary's	01/17/15																							
at San Diego	01/24/15																							
San Francisco	01/29/15																							
Santa Clara	01/31/15																							
at Pepperdine	02/05/15																							
at Loyola Marymount	02/07/15																							
Saint Mary's	02/12/15																							
Pacific	02/14/15																							
San Diego	02/19/15																							
at Portland	02/26/15																							
at Gonzaga	02/28/15																							
Totals		17	471	77	174	.443	52	123	.423	29	36	.806	5	29	34	2.0	29	0	42	31	1	16	235	13.8


CAREER STATISTICS (ALL GAMES)

Year	GP	GS	Min	Avg	FG	FGA	Pct	3FG	FGA	Pct	FT	FTA	Pct	Off	Def	TR	Avg	PF	FO	A	TO	Blk	Stl	Pts	Avg
2014-15	17	17	471	27.7	77	174	.443	52	123	.423	29	36	.806	5	29	34	2.0	29	0	42	31	1	16	235	13.8
TOTAL	17	17	471	27.7	77	174	.443	52	123	.423	29	36	.806	5	29	34	2.0	29	0	42	31	1	16	235	13.8

CAREER STATISTICS (CONFERENCE GAMES)

Year	GP	GS	Min	Avg	FG	FGA	Pct	3FG	FGA	Pct	FT	FTA	Pct	Off	Def	TR	Avg	PF	FO	A	TO	Blk	Stl	Pts	Avg
2014-15	4	4	96	24.0	18	35	.514	11	23	.478	11	12	.917	2	7	9	2.3	5	0	8	7	0	3	58	14.5
TOTAL	4	4	96	24.0	18	35	.514	11	23	.478	11	12	.917	2	7	9	2.3	5	0	8	7	0	3	58	14.5

#2 • JORDAN ELLIS
6-1 • 180 • JR • GUARD



MEDFORD, OREGON
PORTLAND STATE

2014-15 SEASON — PPG: 0.3 RPG: 0.3 APG: 0.4 SPG: 0.1 BPG: 0.0 FG%: .500 3FG%: .000 FT%: .000

Last Time Out

- Played 3 minutes against San Francisco

In 2014-15 • Junior

- Scored 2 points in 16 minutes during his BYU debut against SVU

Before BYU

- A three-time letterwinner at North Medford High School
- A three-time first-team all-conference honoree
- North Medford's all-time leading scorer
- Lettered in football and track
- Also attended Grayson County College in Texas and Portland State prior to BYU

Personal

- Parents are Jerry and Dee Ellis
- Has two brothers and one sister
- Served a two-year mission for The Church of Jesus Christ of Latter-day Saints in Boston, Massachusetts

2014-15 SEASON HIGHS

PTS	2 vs. SVU – 11/19/14
1st H	—
2nd H	2 vs. SVU – 11/19/14
REB	2 vs. Chaminade – 11/25/14
AST	1, 3 times, last at Santa Clara – 1/1/15
STL	1 at Santa Clara – 1/1/15
BLK	—
FGM	1 vs. SVU – 11/19/14
FGA	1, twice, last at San Francisco – 1/3/15
3PM	—
3PA	—
FTM	—
FTA	—

MISCELLANEOUS

	14-15	Career
Double-Figure Points	0 (0-0)	same
20-plus Points	0 (0-0)	same
Double-Figure Reb	0 (0-0)	same
Double-Doubles	0 (0-0)	same
3-plus Steals	0 (0-0)	same
3-plus Blocks	0 (0-0)	same
3-plus 3-point FG	0 (0-0)	same
Scoring Leader	0 (0-0)	same
Rebound Leader	0 (0-0)	same
Assist Leader	0 (0-0)	same

2014-15 GAME-BY-GAME

Opponent	Date	GS	Min	FG	FGA	Pct	3FG	FGA	Pct	FT	FTA	Pct	Off	Def	TR	Avg	PF	FO	A	TO	Blk	Stl	Pts	Avg
Long Beach State	11/14/14																							
Arkansas-Little Rock	11/18/14																							
Southern Virginia	11/19/14		16	1	1	1.000	0	0	.000	0	0	.000	0	0	0.0	1	0	0	0	0	0	2	2.0	
vs. San Diego State	11/24/14																							
vs. Chaminade	11/25/14		5	0	0	.000	0	0	.000	0	0	.000	0	2	2	1.0	0	0	1	0	0	0	1.0	
vs. Purdue	11/26/14																							
Eastern Kentucky	11/29/14		0+	0	0	.000	0	0	.000	0	0	.000	0	0	0	0.7	0	0	0	0	0	0	0.7	
at Utah State	12/02/14																							
vs. Hawai'i	12/06/14		1	0	0	.000	0	0	.000	0	0	.000	0	0	0	0.5	0	0	1	1	0	0	0.5	
Utah	12/10/14																							
at Weber State	12/13/14																							
Stanford	12/20/14																							
UMass	12/23/14		0+	0	0	.000	0	0	.000	0	0	.000	0	0	0	0.4	0	0	0	0	0	0	0.4	
Gonzaga	12/27/14																							
Portland	12/29/14																							
at Santa Clara	01/01/15		4	0	0	.000	0	0	.000	0	0	.000	0	0	0	0.3	0	0	1	0	0	1	0.3	
at San Francisco	01/03/15		3	0	1	.000	0	0	.000	0	0	.000	0	0	0	0.3	1	0	0	0	0	0	0.3	
Pepperdine	01/08/15																							
Loyola Marymount	01/10/15																							
at Pacific	01/15/15																							
at Saint Mary's	01/17/15																							
at San Diego	01/24/15																							
San Francisco	01/29/15																							
Santa Clara	01/31/15																							
at Pepperdine	02/05/15																							
at Loyola Marymount	02/07/15																							
Saint Mary's	02/12/15																							
Pacific	02/14/15																							
San Diego	02/19/15																							
at Portland	02/26/15																							
at Gonzaga	02/28/15																							
Totals		0	29	1	2	.500	0	0	.000	0	0	.000	0	2	2	0.3	2	0	3	1	0	1	2	0.3


CAREER STATISTICS (ALL GAMES)

Year	GP	GS	Min	Avg	FG	FGA	Pct	3FG	FGA	Pct	FT	FTA	Pct	Off	Def	TR	Avg	PF	FO	A	TO	Blk	Stl	Pts	Avg
2014-15	7	0	29	4.1	1	2	.500	0	0	.000	0	0	.000	0	2	2	0.3	2	0	3	1	0	1	2	0.3
TOTAL	7	0	29	4.1	1	2	.500	0	0	.000	0	0	.000	0	2	2	0.3	2	0	3	1	0	1	2	0.3

CAREER STATISTICS (CONFERENCE GAMES)

Year	GP	GS	Min	Avg	FG	FGA	Pct	3FG	FGA	Pct	FT	FTA	Pct	Off	Def	TR	Avg	PF	FO	A	TO	Blk	Stl	Pts	Avg
2014-15	2	0	7	3.5	0	1	.000	0	0	.000	0	0	.000	0	0	0	0.0	1	0	1	0	0	1	0	0.0
TOTAL	2	0	7	3.5	0	1	.000	0	0	.000	0	0	.000	0	0	0	0.0	1	0	1	0	0	1	0	0.0

#10 • RYAN ANDRUS
6-11 • 215 • FR • FORWARD



AMERICAN FORK, UTAH
AMERICAN FORK HS

2014-15 SEASON — PPG: 0.8 RPG: 0.8 APG: 0.2 SPG: 0.0 BPG: 0.0 FG%: .400 3FG%: .000 FT%: .500

Last Time Out

- Played 3 minutes against San Francisco

In 2014-15

- Scored 3 points, grabbed 3 rebounds and made an assist in 16 minutes against Southern Virginia

Before BYU

- A four-year letterman playing for Doug Meacham at American Fork High School
- As a senior averaged 14.9 points, 7.7 rebounds and 1.7 assists as American Fork finished 17-9 overall and 8-4 in region play and advanced to the 5A state semifinals
- Named first-team all-state by the Deseret News and the Salt Lake Tribune
- As a junior averaged 19.4 points, 6.5 rebounds, 1.5 assists and 1.1 steals as American Fork finished 17-9 overall and 7-3 in region play and advanced to the 5A state semifinals
- Named first-team all-state by the Deseret News, second-team all-state by the Salt Lake Tribune, All-Valley by the Daily Herald
- As a sophomore averaged 5.8 points and 3.8 rebounds as American Fork finished 19-3 overall and 9-1 in region play
- Played for DreamVision during the AAU season

Personal

- Parents are David and Yvonne Andrus
- Has two brothers and one sister
- Also recruited by Utah and Utah State

2014-15 GAME-BY-GAME

Opponent	Date	GS	Min	FG	FGA	Pct	3FG	FGA	Pct	FT	FTA	Pct	Off	Def	TR	Avg	PF	FO	A	TO	Blk	Stl	Pts	Avg	
Long Beach State	11/14/14																								
Arkansas-Little Rock	11/18/14		1	0	0	.000	0	0	.000	0	0	.000	0	0	0	0	0	0	0	0	0	0	0	0	0.0
Southern Virginia	11/19/14		16	1	2	.500	0	1	.000	1	2	.500	1	2	3	1.5	1	0	1	0	0	0	3	1.5	
vs. San Diego State	11/24/14																								
vs. Chaminade	11/25/14		3	0	0	.000	0	0	.000	0	0	.000	0	1	1	1.3	0	0	0	1	0	0	0	1.0	
vs. Purdue	11/26/14																								
Eastern Kentucky	11/29/14																								
at Utah State	12/02/14																								
vs. Hawai'i	12/06/14		1	0	1	.000	0	0	.000	0	0	.000	1	0	1	1.3	0	0	0	0	0	0	0	0.8	
Utah	12/10/14																								
at Weber State	12/13/14																								
Stanford	12/20/14																								
UMass	12/23/14																								
Gonzaga	12/27/14																								
Portland	12/29/14																								
at Santa Clara	01/01/15		3	1	2	.500	0	0	.000	0	0	.000	0	0	0	1.0	0	0	0	0	0	0	2	1.0	
at San Francisco	01/03/15		3	0	0	.000	0	0	.000	0	0	.000	0	0	0	0.8	0	0	0	0	0	0	0	0.8	
Pepperdine	01/08/15																								
Loyola Marymount	01/10/15																								
at Pacific	01/15/15																								
at Saint Mary's	01/17/15																								
at San Diego	01/24/15																								
San Francisco	01/29/15																								
Santa Clara	01/31/15																								
at Pepperdine	02/05/15																								
at Loyola Marymount	02/07/15																								
Saint Mary's	02/12/15																								
Pacific	02/14/15																								
San Diego	02/19/15																								
at Portland	02/26/15																								
at Gonzaga	02/28/15																								
Totals			0	27	2	5	.400	0	1	.000	1	2	.500	2	3	5	0.8	1	0	1	1	0	0	5	0.8

CAREER STATISTICS (ALL GAMES)

Year	GP	GS	Min	Avg	FG	FGA	Pct	3FG	FGA	Pct	FT	FTA	Pct	Off	Def	TR	Avg	PF	FO	A	TO	Blk	Stl	Pts	Avg
2014-15	6	0	27	4.5	2	5	.400	0	1	.000	1	2	.500	2	3	5	0.8	1	0	1	1	0	0	5	0.8
TOTAL	6	0	27	4.5	2	5	.400	0	1	.000	1	2	.500	2	3	5	0.8	1	0	1	1	0	0	5	0.8

CAREER STATISTICS (CONFERENCE GAMES)

Year	GP	GS	Min	Avg	FG	FGA	Pct	3FG	FGA	Pct	FT	FTA	Pct	Off	Def	TR	Avg	PF	FO	A	TO	Blk	Stl	Pts	Avg
2014-15	2	0	6	3.0	1	2	.500	0	0	.000	0	0	.000	0	0	0	0.0	0	0	0	0	0	0	2	1.0
TOTAL	2	0	6	3.0	1	2	.500	0	0	.000	0	0	.000	0	0	0	0.0	0	0	0	0	0	0	2	1.0

#15 • JAKE TOOLSON
6-5 • 215 • FR • GUARD



GILBERT, ARIZONA
HIGHLAND HS

2014-15 SEASON — PPG: 3.7 RPG: 2.0 APG: 0.8 SPG: 0.5 BPG: 0.0 FG%: .472 3FG%: .500 FT%: .000

Last Time Out

- Scored 11 points on 3 of 4 3-point shooting...added 3 rebounds and 1 assist against San Francisco

In 2014-15 • Freshman

- Scored 3 points, grabbed 3 rebounds and added an assist and a steal in 10 minutes of playing time against Arkansas-Little Rock
- Led the team with 15 points, also set a team season high with 5 3-pointers against SVU ... added 7 boards, 4 assists and 4 steals
- Had 8 points, hit 2 threes and added 2 rebounds and an assist vs. Chaminade
- Scored 8 points, hit 2 threes and had 2 assists at Santa Clara

Before BYU

- A four-year letterman and two-time first-team all-state honoree playing for Derrick Donaldson at Highland High School
- Scored 2,007 career points at Highland and averaged 19.1 points per game
- As a senior averaged 27.3 points, 12.1 rebounds, 3.5 assists and 1.6 steals per game and hit 59 threes
- Shot .522 from the field, .380 from three and .838 from the free-throw line
- Named first-team Division I All-Arizona by AZcentral.com and first-team All-Tribune by the East Valley Tribune
- As a junior averaged 18.9 points, 8.0 rebounds, 4.0 assists, 1.6 steals and 1.0 blocks and hit 34 threes while Highland finish 18-10 overall and 11-6 in league play

- Named first-team Division I All-Arizona by AZcentral.com and first-team All-Tribune by the East Valley Tribune
- As a sophomore averaged 18.4 points, 6.3 rebounds, 1.6 assists and 1.5 steals and hit 49 threes
- Named All-Tribune honorable mention by the East Valley Tribune
- As a freshman averaged 10.2 points, 7.2 rebounds, 1.7 assists and 1.4 steals and hit 47 threes
- Played for Nevada Select during the AAU season
- Played for the Arizona Power during the AAU season

Personal

- Parents are Troy and Sheila Toolson
- Has one brother and two sisters
- Also recruited by Arizona State, Boston College, Utah State and Saint Mary's
- Nephew of former BYU great Danny Ainge

2014-15 SEASON HIGHS

PTS	15 vs. SVU – 11/19/14
1st H	9, twice, last at San Francisco – 1/3/15
2nd H	8 vs. Chaminade – 11/25/14
REB	7 vs. SVU – 11/19/14
AST	4 vs. SVU – 11/19/14
STL	4 vs. SVU – 11/19/14
BLK	—
FGM	5 vs. SVU – 11/19/14
FGA	9 vs. SVU – 11/19/14
3PM	5 vs. SVU – 11/19/14
3PA	8 vs. SVU – 11/19/14
FTM	—
FTA	—

MISCELLANEOUS

	14-15	Career
Double-Figure Points	2 (2-0)	same
20-plus Points	0 (0-0)	same
Double-Figure Reb	0 (0-0)	same
Double-Doubles	0 (0-0)	same
3-plus Steals	1 (1-0)	same
3-plus Blocks	0 (0-0)	same
3-plus 3-point FG	2 (2-0)	same
Scoring Leader	1 (1-0)	same
Rebound Leader	1 (1-0)	same
Assist Leader	0 (0-0)	same

2014-15 GAME-BY-GAME

Opponent	Date	GS	Min	FG	FGA	Pct	3FG	FGA	Pct	FT	FTA	Pct	Off	Def	TR	Avg	PF	FO	A	TO	Blk	Stl	Pts	Avg
Long Beach State	11/14/14		4	0	0	.000	0	0	.000	0	0	.000	0	2	2	2.0	0	0	0	0	0	0	0	0.0
Arkansas-Little Rock	11/18/14		10	1	1	1.000	1	1	1.000	0	0	.000	1	2	3	2.5	0	0	1	1	0	1	3	1.5
Southern Virginia	11/19/14		25	5	9	.556	5	8	.625	0	0	.000	0	7	7	4.0	2	0	4	1	0	4	15	6.0
vs. San Diego State	11/24/14		1	0	0	.000	0	0	.000	0	0	.000	0	0	0	3.0	1	0	0	0	0	0	0	4.5
vs. Chaminade	11/25/14		12	3	9	.333	2	5	.400	0	0	.000	0	2	2	2.8	0	0	1	0	0	0	8	5.2
vs. Purdue	11/26/14																							
Eastern Kentucky	11/29/14		6	0	1	.000	0	1	.000	0	0	.000	0	1	1	2.5	1	0	1	0	0	0	0	4.3
at Utah State	12/02/14																							
vs. Hawai'i	12/06/14		7	0	0	.000	0	0	.000	0	0	.000	1	1	2	2.4	0	0	0	0	0	0	0	3.7
Utah	12/10/14																							
at Weber State	12/13/14																							
Stanford	12/20/14		3	0	0	.000	0	0	.000	0	0	.000	0	0	0	2.1	1	0	0	0	0	0	0	3.3
UMass	12/23/14		2	0	0	.000	0	0	.000	0	0	.000	0	0	0	1.9	0	0	0	0	0	0	0	2.9
Gonzaga	12/27/14		15	1	3	.333	1	3	.333	0	0	.000	0	3	3	2.0	1	0	0	0	0	1	3	2.9
Portland	12/29/14		9	0	2	.000	0	2	.000	0	0	.000	0	2	2	2.0	0	0	0	0	0	0	0	2.6
at Santa Clara	01/01/15		16	3	5	.600	2	4	.500	0	0	.000	0	1	1	1.9	2	0	2	0	0	1	8	3.1
at San Francisco	01/03/15		17	4	6	.667	3	4	.750	0	0	.000	1	2	3	2.0	2	0	1	0	0	0	11	3.7
Pepperdine	01/08/15																							
Loyola Marymount	01/10/15																							
at Pacific	01/15/15																							
at Saint Mary's	01/17/15																							
at San Diego	01/24/15																							
San Francisco	01/29/15																							
Santa Clara	01/31/15																							
at Pepperdine	02/05/15																							
at Loyola Marymount	02/07/15																							
Saint Mary's	02/12/15																							
Pacific	02/14/15																							
San Diego	02/19/15																							
at Portland	02/26/15																							
at Gonzaga	02/28/15																							
Totals		0	127	17	36	.472	14	28	.500	0	0	.000	3	23	26	2.0	10	0	10	2	0	7	48	3.7

CAREER STATISTICS (ALL GAMES)

Year	GP	GS	Min	Avg	FG	FGA	Pct	3FG	FGA	Pct	FT	FTA	Pct	Off	Def	TR	Avg	PF	FO	A	TO	Blk	Stl	Pts	Avg
2014-15	13	0	127	9.8	17	36	.472	14	28	.500	0	0	.000	3	23	26	2.0	10	0	10	2	0	7	48	3.7
TOTAL	13	0	127	9.8	17	36	.472	14	28	.500	0	0	.000	3	23	26	2.0	10	0	10	2	0	7	48	3.7

CAREER STATISTICS (CONFERENCE GAMES)

Year	GP	GS	Min	Avg	FG	FGA	Pct	3FG	FGA	Pct	FT	FTA	Pct	Off	Def	TR	Avg	PF	FO	A	TO	Blk	Stl	Pts	Avg
2014-15	4	0	57	14.3	8	16	.500	6	13	.462	0	0	.000	1	8	9	2.3	5	0	3	0	0	2	22	5.5
TOTAL	4	0	57	14.3	8	16	.500	6	13	.462	0	0	.000	1	8	9	2.3	5	0	3	0	0	2	22	5.5

#23 • SKYLER HALFORD
6-1 • 175 • SR. • GUARD



OREM, UTAH
SALT LAKE CC

2014-15 SEASON — PPG: 5.4 RPG: 1.4 APG: 2.1 SPG: 0.6 BPG: 0.0 FG%: .383 3FG%: .400 FT%: .931

Last Time Out

- Scored 3 points and made 2 steals against San Francisco

In 2014-15 • Senior

- Scored 18 points coming off the bench and led the team with a career-best 7 assists vs. Long Beach State
- Scored 9 points on 3 threes and added 4 assists vs. EKU
- Totaled 8 points, a rebound and an assist against UMass ... hit 6 of 6 from the free throw line
- Scored 12 points and added 6 assists, 5 rebounds and a steal against Portland

In 2013-14 • Junior

- Named WCC Player of the Week Jan. 6 for scoring 28 points on 11 of 16 shooting against San Diego while adding 3 assists, 2 rebounds and 1 steal
- Posted season highs of 28 points (San Diego), 6 rebounds (twice), 4 assists (Santa Clara), 3 steals (at San Francisco), 11 field goals made (San Diego), 4 made threes (San Diego) and 11 free throws made (at San Francisco)
- Scored 28 points and had 3 assists against San Diego on Jan. 4
- Scored 18 points against Pepperdine and grabbed 6 rebounds on Jan. 9
- Scored 12 points, grabbed 6 rebounds and had 4 assists against Santa Clara on Feb. 6
- Scored in double figures 13 times, had 20-plus points once and 3-plus threes 3 times

Before BYU

- Named an NJCAA All-America First Team honoree as a sophomore at Salt Lake CC
- Region 18 MVP and Scenic West Athletic Conference Player of the Year
- Led SLCC to a record of 29-5 overall and 14-1 in the SWAC
- Led SLCC to the SWAC and Region 18 titles and to the round of 16 in the NJCAA Tournament
- Averaged 17.4 points, 4.5 rebounds, 4.0 assists and 1.6 steals
- Shot .461 from the field, .393 from three and .908 from the free throw line
- Averaged 10.6 points, 3.1 rebounds, 1.8 assists and 1.1 steals as a freshman
- Shot .452 from the field, .450 from three and .819 from the free throw line
- Earned second-team all-region honors
- Led SLCC to a record of 22-9 overall and 9-6 in the SWAC
- As a senior at Timpanogos High School was second in 5A in scoring at 23.6 points per game
- Also averaged 5.0 rebounds and 4.5 assists as a senior and led the Timberwolves to the state tournament
- Averaged 19.8 points per game as a junior

Personal

- Parents are Rod and Jill
- Has four siblings
- Served a mission for The Church of Jesus Christ of Latter-day Saints in Brazil

2014-15 SEASON HIGHS

PTS	18 vs. LBSU – 11/14/14
1st H	7 vs. LBSU – 11/14/14
2nd H	11 vs. LBSU – 11/14/14
REB	5, twice, last vs. Portland – 12/29/14
AST	7 vs. LBSU – 11/14/14
STL	3 vs. Utah – 12/10/14
BLK	—
FGM	5 vs. LBSU – 11/14/14
FGA	10 vs. Portland – 12/29/14
3PM	3, twice, last vs. Gonzaga – 12/27/14
3PA	6, twice, last vs. Portland – 12/29/14
FTM	6, twice, last vs. UMass – 12/23/14
FTA	6, twice, last vs. UMass – 12/23/14

CAREER HIGHS

PTS	28 vs. San Diego – 1/04/14
1st H	15 vs. San Diego – 1/04/14
2nd H	14 at USF – 1/16/14
REB	6, twice, last vs. Santa Clara – 2/6/14
AST	7 vs. LBSU – 11/14/14
STL	3, twice, last vs. Utah – 12/10/14
BLK	1 at Pacific – 2/13/14
FGM	11 vs. San Diego – 1/04/14
FGA	16 vs. San Diego – 1/04/14
3PM	4 vs. San Diego – 1/04/14
3PA	9 vs. Pacific – 1/30/14
FTM	11 at USF – 1/16/14
FTA	12 at USF – 1/16/14

MISCELLANEOUS

	14-15	Career
Double-Figure Points	2 (2-0)	15 (11-4)
20-plus Points	0 (0-0)	1 (1-0)
Double-Figure Reb	0 (0-0)	0 (0-0)
Double-Doubles	0 (0-0)	0 (0-0)
3-plus Steals	1 (0-1)	2 (1-1)
3-plus Blocks	0 (0-0)	0 (0-0)
3-plus 3-point FG	2 (1-1)	5 (4-1)
Scoring Leader	0 (0-0)	1 (1-0)
Rebound Leader	0 (0-0)	0 (0-0)
Assist Leader	2 (2-0)	4 (4-0)

2014-15 GAME-BY-GAME

Opponent	Date	GS	Min	FG	FGA	Pct	3FG	FGA	Pct	FT	FTA	Pct	Off	Def	TR	Avg	PF	FO	A	TO	Blk	Stl	Pts	Avg	
Long Beach State	11/14/14		24	5	7	.714	2	3	.667	6	6	1.000	0	0	0	0.0	3	0	7	2	0	0	18	18.0	
Arkansas-Little Rock	11/18/14		16	2	6	.333	0	3	.000	0	0	.000	0	0	0	0.0	0	0	3	2	0	0	4	11.0	
Southern Virginia	11/19/14	*	2	0	1	.000	0	1	.000	0	0	.000	0	0	0	0.0	0	0	1	1	0	0	0	7.3	
vs. San Diego State	11/24/14																								
vs. Chaminade	11/25/14		10	1	4	.250	1	2	.500	0	0	.000	1	0	1	0.3	2	0	4	3	0	2	3	6.3	
vs. Purdue	11/26/14		2	0	1	.000	0	1	.000	0	0	.000	0	0	0	0.2	1	0	0	1	0	0	0	5.0	
Eastern Kentucky	11/29/14		19	3	8	.375	3	6	.500	0	0	.000	0	2	2	0.5	1	0	4	3	0	0	9	5.7	
at Utah State	12/02/14		20	0	2	.000	0	2	.000	4	4	1.000	1	3	4	1.0	4	0	2	0	0	1	4	5.4	
vs. Hawai'i	12/06/14		10	0	2	.000	0	1	.000	2	2	1.000	0	2	2	1.1	3	0	0	1	0	0	2	5.0	
Utah	12/10/14		12	1	4	.250	0	1	.000	0	0	.000	0	2	2	1.2	0	0	2	0	0	3	2	4.7	
at Weber State	12/13/14		20	2	3	.667	1	1	1.000	0	0	.000	2	3	5	1.6	2	0	3	1	0	1	5	4.7	
Stanford	12/20/14		10	0	3	.000	0	1	.000	0	0	.000	0	0	0	1.5	0	0	0	0	0	0	0	4.3	
UMass	12/23/14		11	1	2	.500	0	0	.000	6	6	1.000	0	1	1	1.4	1	0	1	2	0	0	8	4.6	
Gonzaga	12/27/14		12	3	4	.750	3	4	.750	0	0	.000	0	1	1	1.4	0	0	0	1	0	0	9	4.9	
Portland	12/29/14		23	3	10	.300	2	6	.333	4	5	.800	1	4	5	1.6	4	0	6	1	0	1	12	5.4	
at Santa Clara	01/01/15		12	2	3	.667	2	3	.667	2	2	1.000	0	0	0	1.5	0	0	1	1	0	0	8	5.6	
at San Francisco	01/03/15		13	0	0	.000	0	0	.000	3	4	.750	0	0	0	1.4	1	0	0	3	0	2	3	5.4	
Pepperdine	01/08/15																								
Loyola Marymount	01/10/15																								
at Pacific	01/15/15																								
at Saint Mary's	01/17/15																								
at San Diego	01/24/15																								
San Francisco	01/29/15																								
Santa Clara	01/31/15																								
at Pepperdine	02/05/15																								
at Loyola Marymount	02/07/15																								
Saint Mary's	02/12/15																								
Pacific	02/14/15																								
San Diego	02/19/15																								
at Portland	02/26/15																								
at Gonzaga	02/28/15																								
Totals			1	216	23	60	.383	14	35	.400	27	29	.931	5	18	23	1.4	22	0	34	22	0	10	87	5.4

CAREER STATISTICS (ALL GAMES)

Year	GP	GS	Min	Avg	FG	FGA	Pct	3FG	FGA	Pct	FT	FTA	Pct	Off	Def	TR	Avg	PF	FO	A	TO	Blk	Stl	Pts	Avg
2013-14	35	13	528	15.1	84	195	.431	29	93	.312	49	58	.845	6	44	50	1.4	49	0	35	29	1	15	246	7.0
2014-15	16	1	216	13.5	23	60	.383	14	35	.400	27	29	.931	5	18	23	1.4	22	0	34	22	0	10	87	5.4
TOTAL	51	14	744	14.6	107	255	.420	43	128	.336	76	87	.874	11	62	73	1.4	71	0	69	51	1	25	333	6.5

CAREER STATISTICS (CONFERENCE GAMES)

Year	GP	GS	Min	Avg	FG	FGA	Pct	3FG	FGA	Pct	FT	FTA	Pct	Off	Def	TR	Avg	PF	FO	A	TO	Blk	Stl	Pts	Avg
2013-14	18	13	346	19.2	52	130	.400	19	64	.297	35	40	.875	5	32	37	2.1	25	0	23	21	1	7	158	8.8
2014-15	4	0	60	15.0	8	17	.471	7	13	.538	9	11	.818	1	5	6	1.5	5	0	7	6	0	3	32	8.0
TOTAL	22	13	406	18.5	60	147	.408	26	77	.338	44	51	.863	6	37	43	2.0	30	0	30	27	1	10	190	8.6

#24 • FRANK BARTLEY IV
6-3 • 200 • SO • GUARD



BATON ROUGE, LOUISIANA
FUTURE COLLEGE PREP

2014-15 SEASON — PPG: 2.1 RPG: 1.6 APG: 1.2 SPG: 0.3 BPG: 0.2 FG%: .500 3FG%: .111 FT%: .706

Last Time Out

- Totaled 3 rebounds, 1 assist and 1 point against San Francisco

In 2014-15 • Sophomore

- Totaled 6 points, 3 boards and 1 assist vs. Gonzaga
- Scored 3 points and grabbed 1 rebound in 4 minutes vs. Long Beach State
- Set career-high with 7 assists and added 6 rebounds, 4 points, 4 steals and a career-high 2 blocks against Southern Virginia
- Had 4 points, 3 rebounds, 4 assists and 1 steal vs. ECU

In 2013-14 • Freshman

- Posted season highs of 16 points (Mount St. Mary's), 7 rebounds (twice), 6 assists (Prairie View A&M), 2 steals (twice), 6 field goals made (Mount St. Mary's), 3 3-pointers made (Texas), 6 free throws made (twice)
- Scored 14 points and grabbed five rebounds against Utah State on Nov. 30
- Scored 5 points and had 6 assists to go along with 4 rebounds against Prairie View A&M on Dec. 11
- Scored 6 points, grabbed 7 rebounds and had 4 assists against Loyola Marymount on Dec. 28
- Scored in double figures 5 times, hit 3 threes once and led the team in assists twice
- Averaged 3.9 points and 2.1 rebounds and totaled 25 assists and 13 steals

- Played in 2012-13 at Future College Prep for Les Bean
- Led Future College Prep to a record of 52-13 and the West Coast Prep title
- Averaged 19.7 points, 8.5 rebounds, 6.7 assists, 3.3 steals and 1.0 blocks
- Played three years of high school basketball at Christian Life Academy
- As a senior led Christian Life to a 26-7 overall record and the 1A state title
- Was named LSWA Class 1A MVP, first-team all-state and District 7-1A co-MVP while averaging 14.2 points, 6.2 rebounds and 3.3 assists
- As a junior earned District 7-1A MVP honors and was named all-state and all-metro
- Was a member of the state championship team as a sophomore
- Played football at Christian Life, earned all-district honors and recorded 800-plus receiving yards as a senior

Personal

- Parents are Frank Bartley III and Janice
- Has three sisters
- Also recruited by Auburn, Fordham, George Mason, Marquette, San Diego State and Utah

2014-15 SEASON HIGHS

PTS	6, twice, last at Santa Clara – 1/1/15
1st H	4, twice, last vs. ECU – 11/29/14
2nd H	6 at Santa Clara – 1/1/15
REB	6 vs. SVU – 11/19/14
AST	7 vs. SVU – 11/19/14
STL	4 vs. SVU – 11/19/14
BLK	2 vs. SVU – 11/19/14
FGM	2, twice, last vs. ECU – 11/29/14
FGA	3, twice, last vs. Utah – 12/10/14
3PM	1 vs. Gonzaga – 12/27/14
3PA	2 vs. Gonzaga – 12/27/14
FTM	3 vs. Gonzaga – 12/27/14
FTA	3 vs. Gonzaga – 12/27/14

CAREER HIGHS

PTS	16 vs. Mount St. Mary's – 11/15/13
1st H	10 vs. Mount St. Mary's – 11/15/13
2nd H	11 vs. Utah State – 11/30/13
REB	7, twice, last vs. LMU – 12/28/13
AST	7 vs. SVU – 11/19/14
STL	2, twice, last vs. North Texas – 12/3/13
BLK	1, 6 times, last vs. Portland – 2/24/14
FGM	6 vs. Mount St. Mary's – 11/15/13
FGA	11 vs. Utah State – 11/30/13
3PM	3 vs. Texas – 11/25/13
3PA	5 vs. Wichita State – 11/26/13
FTM	6, twice, last at UMass – 12/7/13
FTA	8, twice, last at UMass – 12/7/13

MISCELLANEOUS

	14-15	Career
Double-Figure Points	0 (0-0)	6 (4-2)
20-plus Points	0 (0-0)	0 (0-0)
Double-Figure Reb	0 (0-0)	0 (0-0)
Double-Doubles	0 (0-0)	0 (0-0)
3-plus Steals	0 (0-0)	0 (0-0)
3-plus Blocks	0 (0-0)	0 (0-0)
3-plus 3-point FG	0 (0-0)	1 (1-0)
Scoring Leader	0 (0-0)	0 (0-0)
Rebound Leader	0 (0-0)	0 (0-0)
Assist Leader	1 (1-0)	2 (1-1)

Before BYU

2014-15 GAME-BY-GAME

Opponent	Date	GS	Min	FG	FGA	Pct	3FG	FGA	Pct	FT	FTA	Pct	Off	Def	TR	Avg	PF	FO	A	TO	Blk	Stl	Pts	Avg	
Long Beach State	11/14/14		4	1	2	.500	0	1	.000	1	2	.500	0	1	1	1.0	0	0	0	1	0	0	3	3.0	
Arkansas-Little Rock	11/18/14		4	1	1	1.000	0	0	.000	0	1	.000	0	1	1	1.0	0	0	2	0	0	0	2	2.5	
Southern Virginia	11/19/14		16	2	3	.667	0	0	.000	0	0	.000	0	6	6	2.7	0	0	7	3	2	4	4	3.0	
vs. San Diego State	11/24/14		0	0	0	.000	0	0	.000	0	0	.000	0	0	0	2.0	0	0	0	0	0	0	0	2.3	
vs. Chaminade	11/25/14		11	0	1	.000	0	1	.000	0	0	.000	0	2	2	2.0	2	0	3	1	0	0	0	1.8	
vs. Purdue	11/26/14		0	0	0	.000	0	0	.000	0	0	.000	0	0	0	1.7	0	0	0	0	0	0	0	1.5	
Eastern Kentucky	11/29/14		14	2	2	1.000	0	0	.000	0	1	1.000	2	1	3	1.9	1	0	4	0	0	1	4	1.9	
at Utah State	12/02/14		2	0	1	.000	0	1	.000	1	2	.500	0	0	0	1.6	0	0	0	0	0	0	1	1.8	
vs. Hawai'i	12/06/14		6	0	1	.000	0	1	.000	2	2	1.000	0	1	1	1.6	1	0	0	1	0	0	2	1.8	
Utah	12/10/14		10	1	3	.333	0	1	.000	0	0	.000	1	0	1	1.5	1	0	0	1	0	0	2	1.8	
at Weber State	12/13/14		1	0	0	.000	0	0	.000	0	0	.000	0	0	0	1.4	0	0	0	0	0	0	0	1.6	
Stanford	12/20/14															DNP									
UMass	12/23/14		13	0	0	.000	0	0	.000	2	2	1.000	1	2	3	1.5	0	0	1	1	0	0	2	1.7	
Gonzaga	12/27/14		11	1	2	.500	1	2	.500	3	3	1.000	1	2	3	1.6	1	0	1	1	0	0	6	2.0	
Portland	12/29/14		0+	0	0	.000	0	0	.000	0	0	.000	0	0	0	1.5	0	0	0	0	0	0	0	1.9	
at Santa Clara	01/01/15		6	2	2	1.000	0	0	.000	2	2	1.000	0	1	1	1.5	0	0	0	0	1	0	6	2.1	
at San Francisco	01/03/15		8	0	2	.000	0	2	.000	1	2	.500	0	3	3	1.6	0	0	1	0	0	0	1	2.1	
Pepperdine	01/08/15																								
Loyola Marymount	01/10/15																								
at Pacific	01/15/15																								
at Saint Mary's	01/17/15																								
at San Diego	01/24/15																								
San Francisco	01/29/15																								
Santa Clara	01/31/15																								
at Pepperdine	02/05/15																								
at Loyola Marymount	02/07/15																								
Saint Mary's	02/12/15																								
Pacific	02/14/15																								
San Diego	02/19/15																								
at Portland	02/26/15																								
at Gonzaga	02/28/15																								
Totals			0	106	10	20	.500	1	9	.111	12	17	.706	5	20	25	1.6	6	0	19	9	3	5	33	2.1

CAREER STATISTICS (ALL GAMES)

Year	GP	GS	Min	Avg	FG	FGA	Pct	3FG	FGA	Pct	FT	FTA	Pct	Off	Def	TR	Avg	PF	FO	A	TO	Blk	Stl	Pts	Avg
2013-14	34	0	370	10.9	44	119	.370	12	36	.333	32	62	.516	21	51	72	2.1	26	0	25	15	6	13	132	3.9
2014-15	16	0	106	6.6	10	20	.500	1	9	.111	12	17	.706	5	20	25	1.6	6	0	19	9	3	5	33	2.1
TOTAL	50	0	476	9.5	54	139	.388	13	45	.289	44	79	.557	26	71	97	1.9	32	0	44	24	9	18	165	3.3

CAREER STATISTICS (CONFERENCE GAMES)

Year	GP	GS	Min	Avg	FG	FGA	Pct	3FG	FGA	Pct	FT	FTA	Pct	Off	Def	TR	Avg	PF	FO	A	TO	Blk	Stl	Pts	Avg
2013-14	17	0	99	5.8	8	33	.242	0	7	.000	2	13	.154	8	13	21	1.2	3	0	11	2	1	3	18	1.1
2014-15	4	0	25	6.3	3	6	.500	1	4	.250	6	7	.857	1	6	7	1.8	1	0	2	1	1	0	13	3.3
TOTAL	21	0	124	5.9	11	39	.282	1	11	.091	8	20	.400	9	19	28	1.3	4	0	13	3	2	3	31	1.5

#30 • DALTON NIXON
6-7 • 215 • FR • FORWARD



OREM, UTAH
OREM HS

2014-15 SEASON — PPG: 2.6 RPG: 1.9 APG: 1.0 SPG: 0.1 BPG: 0.1 FG%: .394 3FG%: .154 FT%: 1.000

Last Time Out

- Had 4 points, 4 assists and 2 rebounds against San Francisco

In 2014-15 • Freshman

- Had 4 points, the first points of his BYU career, against UALR
- Scored 10 points, grabbed 3 boards, 2 assists and a steal vs. SVU
- Had 7 points, 3 rebounds, 1 assist and 1 block vs. Chaminade
- Hit first career 3-pointer against Purdue

Before BYU

- A four-year letterman playing for Golden Holt at Orem High School
- Orem's all-time leading scorer with 1,367 points and a three-time first-team all-state honoree
- As a senior averaged 20.2 points, 8.9 rebounds, 1.7 assists and 1.1 steals as Orem finished 18-9 overall, 10-2 in region play and advanced to the 4A state championship game
- Named first-team all-state by the Deseret News and the Salt Lake Tribune
- As a junior averaged 17.5 points, 8.2 rebounds, 1.7 assists and 1.3 steals and hit 21 threes as Orem finished 20-4 overall and 13-1 in region play
- Named first-team all-state by the Deseret News and the Salt Lake Tribune, All-Valley by the Daily Herald
- As a sophomore averaged 12.5 points and 5.5 rebounds and hit 33 threes as Orem finished 24-1 overall, 14-0 in region play and won the 4A Utah state title
- Named first-team all-state by the Deseret News and the Salt Lake Tribune and All-Valley by the Daily Herald

- Named the 4A Tournament MVP as a sophomore
- National position recruiting rankings: 51st by ESPN
- Played for the Utah Prospects during the AAU season

Personal

- Parents are Kevin and Stephanie Nixon
- Has two sisters
- His father Kevin Nixon played at BYU from 1991-93
- Also recruited by Arizona State, Creighton, Hawai'i, San Diego, San Francisco, Utah, Utah State and Weber State

2014-15 SEASON HIGHS

PTS	10 vs. SVU – 11/19/14
1st H	4, twice, last vs. Chaminade – 11/25/14
2nd H	6 vs. SVU – 11/19/14
REB	4, 3 times, last at Santa Clara – 1/1/15
AST	4 at San Francisco – 1/3/15
STL	1, twice, last vs. UMass – 12/23/14
BLK	1 vs. Chaminade – 11/25/14
FGM	4 vs. SVU – 11/19/14
FGA	9 vs. SVU – 11/19/14
3PM	1, twice, last at Weber State – 12/13/14
3PA	2, 3 times, last at San Francisco – 1/3/15
FTM	4 at Santa Clara – 1/1/15
FTA	4 at Santa Clara – 1/1/15

MISCELLANEOUS

	14-15	Career
Double-Figure Points	1 (1-0)	same
20-plus Points	0 (0-0)	same
Double-Figure Reb	0 (0-0)	same
Double-Doubles	0 (0-0)	same
3-plus Steals	0 (0-0)	same
3-plus Blocks	0 (0-0)	same
3-plus 3-point FG	0 (0-0)	same
Scoring Leader	0 (0-0)	same
Rebound Leader	0 (0-0)	same
Assist Leader	0 (0-0)	same

2014-15 GAME-BY-GAME

Opponent	Date	GS	Min	FG	FGA	Pct	3FG	FGA	Pct	FT	FTA	Pct	Off	Def	TR	Avg	PF	FO	A	TO	Blk	Stl	Pts	Avg	
Long Beach State	11/14/14		7	0	1	.000	0	1	.000	0	0	.000	0	1	1	1.0	2	0	0	0	0	0	0	0.0	
Arkansas-Little Rock	11/18/14		7	2	3	.667	0	0	.000	0	0	.000	0	0	0	0.5	1	0	1	0	0	0	4	2.0	
Southern Virginia	11/19/14		17	4	9	.444	0	2	.000	2	2	1.000	1	2	3	1.3	0	0	2	1	0	1	10	4.7	
vs. San Diego State	11/24/14		6	0	0	.000	0	0	.000	0	0	.000	1	2	3	1.8	0	0	2	0	0	0	0	3.5	
vs. Chaminade	11/25/14		16	3	5	.600	0	2	.000	1	1	1.000	0	3	3	2.0	3	0	1	1	1	0	7	4.2	
vs. Purdue	11/26/14		6	1	2	.500	1	1	1.000	0	0	.000	1	0	1	1.8	3	0	0	0	0	0	3	4.0	
Eastern Kentucky	11/29/14		2	0	0	.000	0	0	.000	0	0	.000	0	0	0	1.6	1	0	1	0	0	0	0	3.4	
at Utah State	12/02/14																								
vs. Hawai'i	12/06/14		2	0	1	.000	0	0	.000	0	0	.000	0	1	1	1.5	1	0	0	0	0	0	0	3.0	
Utah	12/10/14																								
at Weber State	12/13/14		13	2	2	1.000	1	1	1.000	0	0	.000	1	3	4	1.8	1	0	0	0	0	0	5	3.2	
Stanford	12/20/14		8	0	3	.000	0	1	.000	0	0	.000	3	1	4	2.0	0	0	1	0	0	0	0	2.9	
UMass	12/23/14		8	0	2	.000	0	1	.000	0	0	.000	0	1	1	1.9	1	0	1	1	0	1	0	2.6	
Gonzaga	12/27/14																								
Portland	12/29/14		4	0	1	.000	0	1	.000	0	0	.000	0	0	0	1.8	2	0	0	0	0	0	0	2.4	
at Santa Clara	01/01/15		18	0	1	.000	0	1	.000	4	4	1.000	0	4	4	1.9	0	0	1	0	0	0	4	2.5	
at San Francisco	01/03/15		15	1	3	.333	0	2	.000	2	2	1.000	1	1	2	1.9	1	0	4	0	0	0	4	2.6	
Pepperdine	01/08/15																								
Loyola Marymount	01/10/15																								
at Pacific	01/15/15																								
at Saint Mary's	01/17/15																								
at San Diego	01/24/15																								
San Francisco	01/29/15																								
Santa Clara	01/31/15																								
at Pepperdine	02/05/15																								
at Loyola Marymount	02/07/15																								
Saint Mary's	02/12/15																								
Pacific	02/14/15																								
San Diego	02/19/15																								
at Portland	02/26/15																								
at Gonzaga	02/28/15																								
Totals			0	129	13	33	.394	2	13	.154	9	9	1.000	8	19	27	1.9	16	0	14	3	1	2	37	2.6

CAREER STATISTICS (ALL GAMES)

Year	GP	GS	Min	Avg	FG	FGA	Pct	3FG	FGA	Pct	FT	FTA	Pct	Off	Def	TR	Avg	PF	FO	A	TO	Blk	Stl	Pts	Avg
2014-15	14	0	129	9.2	13	33	.394	2	13	.154	9	9	1.000	8	19	27	1.9	16	0	14	3	1	2	37	2.6
TOTAL	14	0	129	9.2	13	33	.394	2	13	.154	9	9	1.000	8	19	27	1.9	16	0	14	3	1	2	37	2.6

CAREER STATISTICS (CONFERENCE GAMES)

Year	GP	GS	Min	Avg	FG	FGA	Pct	3FG	FGA	Pct	FT	FTA	Pct	Off	Def	TR	Avg	PF	FO	A	TO	Blk	Stl	Pts	Avg
2014-15	3	0	37	12.3	1	5	.200	0	4	.000	6	6	1.000	1	5	6	2.0	3	0	5	0	0	0	8	2.7
TOTAL	3	0	37	12.3	1	5	.200	0	4	.000	6	6	1.000	1	5	6	2.0	3	0	5	0	0	0	8	2.7

#35 • ISAAC NEILSON
6-11 • 225 • FR • FORWARD



MISSION VIEJO, CALIFORNIA
MISSION VIEJO HS

2014-15 SEASON HIGHS

PTS	15 at Weber State – 12/13/14
1st H	8 vs. LBSU – 11/14/14
2nd H	11 vs. SVU – 11/19/14
REB	7 vs. SVU – 11/19/14
AST	2 vs. SVU – 11/19/14
STL	4 vs. SVU – 11/19/14
BLK	2, 3 times, last vs. Stanford – 12/20/14
FGM	5, twice, last at Weber State – 12/13/14
FGA	9 at Weber State – 12/13/14
3PM	4 at Weber State – 12/13/14
3PA	5, twice, last at Weber State – 12/13/14
FTM	6 vs. LBSU – 11/14/14
FTA	7 vs. LBSU – 11/14/14

MISCELLANEOUS

	14-15	Career
Double-Figure Points	4 (3-1)	same
20-plus Points	0 (0-0)	same
Double-Figure Reb	0 (0-0)	same
Double-Doubles	0 (0-0)	same
3-plus Steals	0 (0-0)	same
3-plus Blocks	0 (0-0)	same
3-plus 3-point FG	1 (1-0)	same
Scoring Leader	0 (0-0)	same
Rebound Leader	1 (1-0)	same
Assist Leader	0 (0-0)	same

2014-15 SEASON — PPG: 4.6 RPG: 2.9 APG: 0.2 SPG: 0.4 BPG: 0.5 FG%: .459 3FG%: .333 FT%: .652

Last Time Out

- Had 4 points and 2 rebounds against San Francisco

In 2014-15 • Freshman

- Became the first freshman since 2005 to score in double digits in the season opener with 10 points, also grabbed 1 rebound vs. Long Beach State
- Scored 13 points and added 7 rebounds, 2 assists and 4 steals against Southern Virginia
- Totaled 12 points, hit 2 threes and added 4 rebounds, 1 assist and 2 blocks vs. San Diego State

Before BYU

- Played for Troy Roelen at Mission Viejo
- As a senior averaged 15.3 points, 11.3 rebounds and 5.0 blocks while Mission Viejo finished 29-3 overall and 7-1 in league play
- Posted season highs of 29 points, 25 rebounds and 11 blocks
- Named MaxPreps All-State Division II Second Team, All-CIF Southern Section Team Division 2AA, Orange County Register All-County Team
- Named MVP of the 2010 Diablo Inferno Tournament where he averaged 14 points, 12 rebounds and 8 blocks
- As a junior averaged 9.0 points, 9.0 rebounds and 4.5 blocks
- Named first-team All-South Coast Conference

Personal

- Served a two-year mission for The Church of Jesus Christ of Latter-day Saints in Alabama
- Parents are Jim and Janice
- Has three brothers and two sisters

2014-15 GAME-BY-GAME

Opponent	Date	GS	Min	FG	FGA	Pct	3FG	FGA	Pct	FT	FTA	Pct	Off	Def	TR	Avg	PF	FO	A	TO	Blk	Stl	Pts	Avg
Long Beach State	11/14/14		11	2	3	.667	0	0	.000	6	7	.857	1	0	1	1.0	0	0	0	0	0	0	10	10.0
Arkansas-Little Rock	11/18/14		6	2	5	.400	0	1	.000	0	1	.000	1	1	2	1.5	2	0	1	0	0	0	4	7.0
Southern Virginia	11/19/14		16	5	8	.625	0	1	.000	3	6	.500	5	2	7	3.3	4	0	2	1	0	4	13	9.0
vs. San Diego State	11/24/14		22	4	7	.571	2	5	.400	2	2	1.000	1	3	4	3.5	1	0	1	0	2	0	12	9.8
vs. Chaminade	11/25/14		15	2	5	.400	1	1	1.000	0	0	.000	2	3	5	3.8	2	0	0	0	0	0	5	8.8
vs. Purdue	11/26/14		13	2	5	.400	0	1	.000	0	0	.000	1	2	3	3.7	4	0	0	0	2	0	4	8.0
Eastern Kentucky	11/29/14	*	8	0	1	.000	0	0	.000	0	0	.000	2	1	3	3.6	1	0	0	1	0	0	0	6.9
at Utah State	12/02/14		1	0	1	.000	0	1	.000	0	0	.000	0	0	0	3.1	0	0	0	0	0	0	0	6.0
vs. Hawai'i	12/06/14		1	0	0	.000	0	0	.000	0	0	.000	2	0	2	3.0	0	0	0	2	0	0	0	5.3
Utah	12/10/14		10	0	3	.000	0	1	.000	0	0	.000	0	0	0	2.7	1	0	0	0	0	0	0	4.8
at Weber State	12/13/14	*	26	5	9	.556	4	5	.800	1	2	.500	1	5	6	3.0	4	0	0	0	1	2	15	5.7
Stanford	12/20/14	*	23	2	5	.400	0	1	.000	2	2	1.000	2	4	6	3.3	3	0	0	1	2	0	6	5.8
UMass	12/23/14	*	14	2	4	.500	0	2	.000	0	0	.000	2	3	5	3.4	1	0	0	2	1	1	4	5.6
GONZAGA	12/27/14	*	8	0	1	.000	0	1	.000	0	0	.000	0	1	1	3.2	1	0	0	1	0	0	0	5.2
Portland	12/29/14		2	0	0	.000	0	0	.000	0	0	.000	0	0	0	3.0	0	0	0	0	0	0	0	4.9
at Santa Clara	01/01/15		8	0	1	.000	0	0	.000	1	2	.500	1	1	2	2.9	2	0	0	0	0	0	1	4.6
at San Francisco	01/03/15		9	2	3	.667	0	1	.000	0	1	.000	0	2	2	2.9	1	0	0	1	0	0	4	4.6
Pepperdine	01/08/15																							
Loyola Marymount	01/10/15																							
at Pacific	01/15/15																							
at Saint Mary's	01/17/15																							
at San Diego	01/24/15																							
San Francisco	01/29/15																							
Santa Clara	01/31/15																							
at Pepperdine	02/05/15																							
at Loyola Marymount	02/07/15																							
Saint Mary's	02/12/15																							
Pacific	02/14/15																							
San Diego	02/19/15																							
at Portland	02/26/15																							
at Gonzaga	02/28/15																							
Totals		5	193	28	61	.459	7	21	.333	15	23	.652	21	28	49	2.9	27	0	4	9	8	7	78	4.6

CAREER STATISTICS (ALL GAMES)

Year	GP	GS	Min	Avg	FG	FGA	Pct	3FG	FGA	Pct	FT	FTA	Pct	Off	Def	TR	Avg	PF	FO	A	TO	Blk	Stl	Pts	Avg
2014-15	17	5	193	11.4	28	61	.459	7	21	.333	15	23	.652	21	28	49	2.9	27	0	4	9	8	7	78	4.6
TOTAL	17	5	193	11.4	28	61	.459	7	21	.333	15	23	.652	21	28	49	2.9	27	0	4	9	8	7	78	4.6

CAREER STATISTICS (CONFERENCE GAMES)

Year	GP	GS	Min	Avg	FG	FGA	Pct	3FG	FGA	Pct	FT	FTA	Pct	Off	Def	TR	Avg	PF	FO	A	TO	Blk	Stl	Pts	Avg
2014-15	4	1	27	6.8	2	5	.400	0	2	.000	1	3	.333	1	4	5	1.3	4	0	0	2	0	0	5	1.3
TOTAL	4	1	27	6.8	2	5	.400	0	2	.000	1	3	.333	1	4	5	1.3	4	0	0	2	0	0	5	1.3

#44 • CORBIN KAUFUSI
6-10 • 245 • FR • CENTERPROVO, UTAH
TIMPVIEW HS

2014-15 SEASON HIGHS

PTS	8 vs. Chaminade – 11/25/14
1st H	3, twice, last vs. SDSU – 11/24/14
2nd H	8 vs. Chaminade – 11/25/14
REB	6, twice, last at Santa Clara – 1/1/15
AST	1, twice, last vs. Portland – 12/29/14
STL	2 vs. UMass – 12/23/14
BLK	2, twice, last at Santa Clara – 1/1/15
FGM	2, 5 times, last vs. Gonzaga – 12/27/14
FGA	4 vs. Chaminade – 11/25/14
3PM	—
3PA	—
FTM	5 vs. SVU – 11/19/14
FTA	9 vs. SVU – 11/19/14

MISCELLANEOUS

	14-15	Career
Double-Figure Points	0 (0-0)	same
20-plus Points	0 (0-0)	same
Double-Figure Reb	0 (0-0)	same
Double-Doubles	0 (0-0)	same
3-plus Steals	0 (0-0)	same
3-plus Blocks	0 (0-0)	same
3-plus 3-point FG	0 (0-0)	same
Scoring Leader	0 (0-0)	same
Rebound Leader	0 (0-0)	same
Assist Leader	0 (0-0)	same

2014-15 SEASON — PPG: 3.6 RPG: 3.4 APG: 0.1 SPG: 0.4 BPG: 0.5 FG%: .571 3FG%: .000 FT%: .581

Last Time Out

- Totaled 5 points and 3 rebounds against San Francisco

In 2014-15 • Freshman

- Had 5 points and 4 boards vs. UALR
- Tied his season-high with 5 points, 4 rebounds and 1 assist vs. SVU
- Had career-bests of 8 points, 6 rebounds and 2 blocks vs. Chaminade
- Had 4 points, 4 boards and 1 steal vs. Hawai'i
- Had 6 points on 2 of 2 shooting from the field and 2 of 2 from the free throw line and added 1 block and 2 steals against UMass

Before BYU

- Coached by Perry Wildeboer at Timpview High School
- As a junior averaged 11.6 points while helping Timpview to a record of 19-6
- As a sophomore helped Timpview win the 4A state title and finish with a record of 19-7
- Played in the 2011 All-Valley Basketball All-Star Classic
- Played football and helped Timpview win state titles in 2008 and 2009
- Second-team all-state in football in 2011
- A member of the National Honors Society and a four-year academic honoree
- Also recruited by Stanford to play football

Personal

- Parents are Steve (an assistant coach on the BYU football team) and Michelle and has four siblings

2014-15 GAME-BY-GAME

Opponent	Date	GS	Min	FG	FGA	Pct	3FG	FGA	Pct	FT	FTA	Pct	Off	Def	TR	Avg	PF	FO	A	TO	Blk	Stl	Pts	Avg	
Long Beach State	11/14/14		6	0	1	.000	0	0	.000	0	0	.000	1	0	1	1.0	3	0	0	1	0	0	0	0.0	
Arkansas-Little Rock	11/18/14		12	2	4	.500	0	0	.000	1	3	.333	3	1	4	2.5	2	0	0	1	0	0	5	2.5	
Southern Virginia	11/19/14		10	0	0	.000	0	0	.000	5	9	.556	0	4	4	3.0	1	0	1	2	0	0	5	3.3	
vs. San Diego State	11/24/14		15	1	3	.333	0	0	.000	1	4	.250	2	2	4	3.3	4	0	0	0	1	0	3	3.3	
vs. Chaminade	11/25/14		12	2	4	.500	0	0	.000	4	5	.800	4	2	6	3.8	2	0	0	3	2	0	8	4.2	
vs. Purdue	11/26/14		9	1	2	.500	0	0	.000	0	2	.000	1	3	4	3.8	4	0	0	0	1	0	2	3.8	
Eastern Kentucky	11/29/14																								
DNP																									
at Utah State	12/02/14		1	0	0	.000	0	0	.000	0	0	.000	0	0	0	3.3	0	0	0	0	0	0	0	3.3	
vs. Hawai'i	12/06/14		16	1	1	1.000	0	0	.000	2	2	1.000	2	2	4	3.4	3	0	0	2	0	1	4	3.4	
Utah	12/10/14		18	1	3	.333	0	0	.000	0	0	.000	1	0	1	3.1	3	0	0	0	0	1	2	3.2	
at Weber State	12/13/14		14	2	3	.667	0	0	.000	2	2	1.000	2	2	4	3.2	4	0	0	4	0	1	6	3.5	
Stanford	12/20/14		8	0	0	.000	0	0	.000	0	0	.000	0	2	2	3.1	2	0	0	0	1	0	0	3.2	
UMass	12/23/14		21	2	2	1.000	0	0	.000	2	2	1.000	1	0	1	2.9	3	0	0	0	1	2	6	3.4	
Gonzaga	12/27/14		22	2	3	.667	0	0	.000	1	2	.500	3	2	5	3.1	4	0	0	1	0	0	5	3.5	
Portland	12/29/14		18	1	1	1.000	0	0	.000	0	1	.000	2	3	5	3.2	4	0	1	0	0	0	2	3.4	
at Santa Clara	01/01/15		14	0	0	.000	0	0	.000	4	6	.667	1	5	6	3.4	5	1	0	1	2	1	4	3.5	
at San Francisco	01/03/15		15	1	1	1.000	0	0	.000	3	5	.600	3	0	3	3.4	3	0	0	0	0	0	5	3.6	
Pepperdine	01/08/15																								
Loyola Marymount	01/10/15																								
at Pacific	01/15/15																								
at Saint Mary's	01/17/15																								
at San Diego	01/24/15																								
San Francisco	01/29/15																								
Santa Clara	01/31/15																								
at Pepperdine	02/05/15																								
at Loyola Marymount	02/07/15																								
Saint Mary's	02/12/15																								
Pacific	02/14/15																								
San Diego	02/19/15																								
at Portland	02/26/15																								
at Gonzaga	02/28/15																								
Totals			0	211	16	28	.571	0	0	.000	25	43	.581	26	28	54	3.4	47	1	2	15	8	6	57	3.6

CAREER STATISTICS (ALL GAMES)

Year	GP	GS	Min	Avg	FG	FGA	Pct	3FG	FGA	Pct	FT	FTA	Pct	Off	Def	TR	Avg	PF	FO	A	TO	Blk	Stl	Pts	Avg
2014-15	16	0	211	13.2	16	28	.571	0	0	.000	25	43	.581	26	28	54	3.4	47	1	2	15	8	6	57	3.6
TOTAL	16	0	211	13.2	16	28	.571	0	0	.000	25	43	.581	26	28	54	3.4	47	1	2	15	8	6	57	3.6

CAREER STATISTICS (CONFERENCE GAMES)

Year	GP	GS	Min	Avg	FG	FGA	Pct	3FG	FGA	Pct	FT	FTA	Pct	Off	Def	TR	Avg	PF	FO	A	TO	Blk	Stl	Pts	Avg
2014-15	4	0	69	17.3	4	5	.800	0	0	.000	8	14	.571	9	10	19	4.8	16	1	1	2	2	1	16	4.0
TOTAL	4	0	69	17.3	4	5	.800	0	0	.000	8	14	.571	9	10	19	4.8	16	1	1	2	2	1	16	4.0

Official Basketball Box Score -- Game Totals -- Final Statistics Hawaii vs BYU

12/06/14 4:05 pm at Salt Lake City, EnergySolutions Arena

Hawaii 70 • 7-3, 0-0

Table with 16 columns: ##, Player, FG-FGA, 3-PT, FT-FTA, Rebounds (Off, Def, Tot), PF, TP, A, TO, Blk, Stl, Min. Rows include players like Nevels, Garrett and team totals.

FG % 1st Half: 12-32 37.5% 2nd half: 13-34 38.2% Game: 25-66 37.9% 3FG % 1st Half: 4-10 40.0% 2nd half: 1-8 12.5% Game: 5-18 27.8% FT % 1st Half: 2-4 50.0% 2nd half: 13-16 81.3% Game: 15-20 75.0%

BYU 90 • 7-2, 0-0

Table with 16 columns: ##, Player, FG-FGA, 3-PT, FT-FTA, Rebounds (Off, Def, Tot), PF, TP, A, TO, Blk, Stl, Min. Rows include players like FISCHER, Chase and team totals.

FG % 1st Half: 14-34 41.2% 2nd half: 15-26 57.7% Game: 29-60 48.3% 3FG % 1st Half: 4-14 28.6% 2nd half: 5-10 50.0% Game: 9-24 37.5% FT % 1st Half: 5-6 83.3% 2nd half: 18-21 85.7% Game: 23-27 85.2%

Officials: Frank Harvey, Nate Harris, Scott Brown Technical fouls: Hawaii-None. BYU-None. Attendance: 13623

Score by periods table with columns: Score by periods, 1st, 2nd, Total. Rows for Hawaii and BYU.

Points In Off 2nd Fast Bench UH 38 22 11 4 7 BYU 34 12 14 16 21

Last FG - UH 2nd-00:26, BYU 2nd-00:21. Largest lead - UH by 9 1st-06:23, BYU by 24 2nd-01:44. UH led for 10:24. BYU led for 27:30. Game was tied for 02:00.

Official Basketball Box Score -- Game Totals -- Final Statistics Utah vs BYU

12/10/14 7:05 pm at Provo, Utah, Marriott Center

Utah 65 • 7-1, 0-0

Table with 16 columns: ##, Player, FG-FGA, 3-PT, FT-FTA, Rebounds (Off, Def, Tot), PF, TP, A, TO, Blk, Stl, Min. Rows include players like TAYLOR, Brandon and team totals.

FG % 1st Half: 11-27 40.7% 2nd half: 11-21 52.4% Game: 22-48 45.8% 3FG % 1st Half: 0-8 0.0% 2nd half: 2-6 33.3% Game: 2-14 14.3% FT % 1st Half: 8-10 80.0% 2nd half: 11-20 55.0% Game: 19-30 63.3%

BYU 61 • 7-3, 0-0

Table with 16 columns: ##, Player, FG-FGA, 3-PT, FT-FTA, Rebounds (Off, Def, Tot), PF, TP, A, TO, Blk, Stl, Min. Rows include players like FISCHER, Chase and team totals.

FG % 1st Half: 12-28 42.9% 2nd half: 12-37 32.4% Game: 24-65 36.9% 3FG % 1st Half: 3-8 37.5% 2nd half: 4-12 33.3% Game: 7-20 35.0% FT % 1st Half: 4-6 66.7% 2nd half: 2-4 50.0% Game: 6-10 60.0%

Officials: Michael Reed, Michael Irving, Rick Batsell Technical fouls: Utah-None. BYU-None. Attendance: 20900

Score by periods table with columns: Score by periods, 1st, 2nd, Total. Rows for Utah and BYU.

Points In Off 2nd Fast Bench UTAH 32 13 7 6 27 BYU 26 24 10 8 16

Last FG - UTAH 2nd-03:42, BYU 2nd-00:18. Largest lead - UTAH by 13 1st-10:18, BYU by 4 2nd-18:04. UTAH led for 33:50. BYU led for 04:00. Game was tied for 01:57.

Official Basketball Box Score -- Game Totals -- Final Statistics BYU vs Weber State

12/13/14 7:05 p.m. at Ogden, Utah (Dee Events Center)

BYU 76 • 8-3

Table with 16 columns: ##, Player, FG-FGA, 3-PT, FT-FTA, Rebounds (Off, Def, Tot), PF, TP, A, TO, Blk, Stl, Min. Rows include players like HAWS, Tyler and team totals.

FG % 1st Half: 12-21 57.1% 2nd half: 13-25 52.0% Game: 25-46 54.3% 3FG % 1st Half: 8-10 80.0% 2nd half: 4-9 44.4% Game: 12-19 63.2% FT % 1st Half: 7-9 77.8% 2nd half: 7-10 70.0% Game: 14-19 73.7%

Weber State 60 • 3-5

Table with 16 columns: ##, Player, FG-FGA, 3-PT, FT-FTA, Rebounds (Off, Def, Tot), PF, TP, A, TO, Blk, Stl, Min. Rows include players like BOLOMBOY, Joel and team totals.

FG % 1st Half: 9-25 36.0% 2nd half: 10-26 38.5% Game: 19-51 37.3% 3FG % 1st Half: 1-6 16.7% 2nd half: 2-6 33.3% Game: 3-12 25.0% FT % 1st Half: 6-10 60.0% 2nd half: 13-14 92.9% Game: 19-24 79.2%

Officials: Brett Nansel, Wilson Holland, Michael Rapp Technical fouls: BYU-None. Weber State-None. Attendance: 10122

Score by periods table with columns: Score by periods, 1st, 2nd, Total. Rows for BYU and Weber State.

Points In Off 2nd Fast Bench BYU 14 21 7 0 25 WSU 30 15 7 0 10

Last FG - BYU 2nd-00:38, WSU 2nd-00:19. Largest lead - BYU by 20 2nd-03:59, WSU None. BYU led for 38:56. WSU led for 00:00. Game was tied for 01:04.

Official Basketball Box Score -- Game Totals -- Final Statistics Stanford vs BYU

12/20/14 9:05 pm at Provo, Utah, Marriott Center

Stanford 77 • 6-3, 0-0

Table with 16 columns: ##, Player, FG-FGA, 3-PT, FT-FTA, Rebounds (Off, Def, Tot), PF, TP, A, TO, Blk, Stl, Min. Rows include players like Nastic, Stefan and team totals.

FG % 1st Half: 16-33 48.5% 2nd half: 16-33 48.5% Game: 32-66 48.5% 3FG % 1st Half: 1-4 25.0% 2nd half: 5-11 45.5% Game: 6-15 40.0% FT % 1st Half: 2-2 100.0% 2nd half: 5-8 62.5% Game: 7-10 70.0%

BYU 79 • 9-3, 0-0

Table with 16 columns: ##, Player, FG-FGA, 3-PT, FT-FTA, Rebounds (Off, Def, Tot), PF, TP, A, TO, Blk, Stl, Min. Rows include players like FISCHER, Chase and team totals.

FG % 1st Half: 14-32 43.8% 2nd half: 12-29 41.4% Game: 26-61 42.6% 3FG % 1st Half: 4-13 30.8% 2nd half: 2-8 25.0% Game: 6-21 28.6% FT % 1st Half: 4-5 80.0% 2nd half: 17-24 70.8% Game: 21-29 72.4%

Officials: Michael Irving, Gregory Nixon, Tom Nally Technical fouls: Stanford-None. BYU-None. Attendance: 13247

Score by periods table with columns: Score by periods, 1st, 2nd, Total. Rows for Stanford and BYU.

Points In Off 2nd Fast Bench STAN 28 13 13 5 12 BYU 30 22 25 9 13

Last FG - STAN 2nd-00:53, BYU 2nd-03:41. Largest lead - STAN by 2 2nd-16:51, BYU by 13 2nd-04:54. STAN led for 01:23. BYU led for 37:24. Game was tied for 01:09.

Score tied - 4 times. Lead changed - 8 times.

Official Basketball Box Score -- Game Totals -- Final Statistics
BYU vs University of San Francisco
01/03/15 8:00 p.m. at San Francisco, CA (Memorial Gymnasium)

BYU 99 • 13-4 (3-1)

#	Player	Total		3-Ptr		Rebounds			PF	TP	A	TO	Blk	Stl	Min
		FG-FGA	FG-FGA	FT-FTA	Off	Def	Tot								
01	FISCHER, Chase	* 7-12	6-9	0-0	0	1	1	0	20	2	0	0	1	23	
03	HAWS, Tyler	* 8-12	3-4	3-4	3	4	7	1	22	0	0	0	1	28	
05	COLLINSWORTH, Kyle	* 5-7	0-0	2-2	0	12	12	2	12	10	2	0	1	27	
20	WINDER, Anson	* 5-8	3-6	4-5	0	3	3	3	17	4	2	0	1	20	
41	WORTHINGTON, Luke	* 0-0	0-0	0-0	0	0	0	3	0	0	0	0	0	13	
02	ELLIS, Jordan	0-1	0-0	0-0	0	0	0	1	0	0	0	0	0	3	
10	ANDRUS, Ryan	0-0	0-0	0-0	0	0	0	0	0	0	0	0	0	3	
12	SHARP, Josh	0-0	0-0	0-0	0	1	1	1	0	0	1	0	0	6	
15	TOOLSON, Jake	4-6	3-4	0-0	1	2	3	2	11	1	0	0	0	17	
23	HALFORD, Skyler	0-0	0-0	3-4	0	0	0	1	3	0	3	0	2	13	
24	BARTLEY IV, Frank	0-2	0-2	1-2	0	3	3	0	1	1	0	0	0	8	
30	NIXON, Dalton	1-3	0-2	2-2	1	1	2	1	4	4	0	0	0	15	
35	NEILSON, Isaac	2-3	0-1	0-1	0	2	2	1	4	0	1	0	0	9	
44	KAUFUSI, Corbin	1-1	0-0	3-5	3	0	3	3	5	0	0	0	0	15	
Team					2	1	3			1					
Totals		33-55	15-28	18-25	10	30	40	19	99	22	10	0	6	200	

FG % 1st Half: 20-27 74.1% 2nd half: 13-28 46.4% Game: 33-55 60.0% Deadball
 3FG % 1st Half: 11-15 73.3% 2nd half: 4-13 30.8% Game: 15-28 53.6% Rebounds
 FT % 1st Half: 6-7 85.7% 2nd half: 12-18 66.7% Game: 18-25 72.0% 1

University of San Francisco 68 • 7-9 (1-3)

#	Player	Total		3-Ptr		Rebounds			PF	TP	A	TO	Blk	Stl	Min
		FG-FGA	FG-FGA	FT-FTA	Off	Def	Tot								
05	GLOVER, Matt	* 2-4	1-2	2-3	3	2	5	3	7	2	1	0	1	23	
15	PINKINS, Krulize	* 6-12	2-5	1-1	2	1	3	1	15	2	3	0	0	25	
21	WATSON, Devin	* 4-11	2-5	3-5	2	2	4	2	13	4	1	0	1	27	
23	TOLLEFSEN, Mark	* 5-8	0-1	2-2	1	1	2	3	12	1	2	0	0	28	
32	DERKSEN, Tim	* 4-11	1-4	2-3	1	5	6	2	11	3	1	0	2	28	
00	CLEMONS, Montray	0-0	0-0	0-0	0	0	0	0	0	1	0	0	0	3	
01	HILLIARD, Corey	0-0	0-0	0-0	0	0	0	0	0	0	1	0	0	3	
02	OFOGBU, Uche	1-1	1-1	1-2	0	1	1	0	4	0	0	0	0	6	
03	CHRISTIANSEN, Matt	1-2	0-0	0-0	0	0	0	2	2	0	0	0	0	9	
10	ADAMS, Chris	0-2	0-2	0-0	0	0	0	1	0	1	0	0	1	9	
11	HOFFMANN, Gavin	0-0	0-0	0-0	0	0	0	0	0	0	0	0	0	2	
13	FERRARI, Frankie	0-2	0-1	2-2	0	3	3	2	2	2	0	0	0	16	
22	FOSTER, Chase	0-3	0-3	0-2	0	2	2	3	0	0	0	0	0	10	
25	ROBERTSON, Derrell	1-2	0-0	0-1	0	0	0	3	2	1	0	1	0	11	
Team					1	1	2								
Totals		24-58	7-24	13-21	10	18	28	22	68	17	9	1	5	200	

FG % 1st Half: 10-26 38.5% 2nd half: 14-32 43.8% Game: 24-58 41.4% Deadball
 3FG % 1st Half: 3-12 25.0% 2nd half: 4-12 33.3% Game: 7-24 29.2% Rebounds
 FT % 1st Half: 6-8 75.0% 2nd half: 7-13 53.8% Game: 13-21 61.9% 2

Officials: Frank Harvey, Sam Haddad, Horace Shields
 Technical fouls: BYU-WINDER, Anson. University of San Francisco-ROBERTSON, Derrell.
 Attendance: 2585
 Time of Game: 1:50

Score by periods	1st	2nd	Total	Points	In Paint	Off T/O	2nd Chance	Fast Break	Bench
BYU	57	42	99	28	11	18	2	28	
University of San Francisco	29	39	68	26	10	4	2	10	

Last FG - BYU 2nd-03:13, USF 2nd-00:49. Score tied - 1 time.
 Largest lead - BYU by 35 2nd-15:46, USF by 3 1st-19:47. Lead changed - 1 time.
 BYU led for 37:44. USF led for 00:23. Game was tied for 00:58.

THE STAT CREW SYSTEM
BYU Combined Team Statistics (as of Jan 04, 2015)
All games

RECORD:	OVERALL	HOME	AWAY	NEUTRAL
ALL GAMES	13-4	7-2	4-0	2-2
CONFERENCE	3-1	1-1	2-0	0-0
NON-CONFERENCE	10-3	6-1	2-0	2-2

#	Player	gp-gs	min	Total		3-Point		F-Throw		Rebounds				pf	dq	a	to	blk	stl	pts	avg				
				fg-fga	fg%	3fg-fga	3fg%	ft-fa	ft%	off	def	tot	avg												
03	HAWS, Tyler	17-17	531	31.2	118-244	.484	30-77	.390	101-115	.878	20	55	75	4.4	23	0	42	26	5	13	367	21.6			
20	WINDER, Anson	17-3	448	26.4	89-166	.536	30-74	.405	41-57	.719	9	58	67	3.9	40	0	32	22	4	20	249	14.6			
01	FISCHER, Chase	17-17	471	27.7	77-174	.443	52-123	.423	29-36	.806	5	29	34	2.0	29	0	42	31	1	16	235	13.8			
05	COLLINSWORTH, Kyl	16-16	476	29.8	73-152	.480	5-13	.385	60-82	.732	35	101	136	8.5	36	0	94	54	7	35	211	13.2			
23	HALFORD, Skyler	16-1	216	13.5	23-60	.383	14-35	.400	27-29	.931	5	18	23	1.4	22	0	34	22	0	10	87	5.4			
35	NEILSON, Isaac	17-5	193	11.4	28-61	.459	7-21	.333	15-23	.652	21	28	49	2.9	27	0	4	9	8	7	78	4.6			
15	TOOLSON, Jake	13-0	127	9.8	17-36	.472	14-28	.500	0-0	.000	3	23	26	2.0	10	0	10	2	0	7	48	3.7			
44	KAUFUSI, Corbin	16-0	211	13.2	16-28	.571	0-0	.000	25-43	.581	26	28	54	3.4	47	1	2	15	8	6	57	3.6			
33	AUSTIN, Nate	10-10	197	19.7	9-18	.500	1-5	.200	11-14	.786	15	41	56	5.6	22	2	9	3	2	7	30	3.0			
41	WORTHINGTON, Luke	17-16	272	16.0	18-41	.439	0-0	.000	14-21	.667	17	21	38	2.2	50	2	3	11	1	8	50	2.9			
30	NIXON, Dalton	14-0	129	9.2	13-33	.394	2-13	.154	9-9	1.000	8	19	27	1.9	16	0	14	3	1	2	37	2.6			
24	BARTLEY IV, Frank	16-0	106	6.6	10-20	.500	1-9	.111	12-17	.706	5	20	25	1.6	6	0	19	9	3	5	33	2.1			
12	SHARP, Josh	10-0	67	6.7	5-8	.625	0-0	.000	2-4	.500	6	7	13	1.3	11	0	3	2	2	3	12	1.2			
10	ANDRUS, Ryan	6-0	27	4.5	2-5	.400	0-1	.000	1-2	.500	2	3	5	0.8	1	0	1	1	0	0	5	0.8			
02	ELLIS, Jordan	7-0	29	4.1	1-2	.500	0-0	.000	0-0	.000	0	2	2	0.3	2	0	3	1	0	1	2	0.3			
Team											30	18	48												2
Total.....		17	3500		499-1048	.476	156-399	.391	347-452	.768	207	471	678	39.9	342	5	312	213	42	140	1501	88.3			
Opponents.....		17	3500		436-1019	.428	114-340	.335	267-379	.704	171	404	575	33.8	367	7	241	248	60	115	1253	73.7			

TEAM STATISTICS	BYU	OPP	Date	Opponent	Score	Att.
SCORING	1501	1253	11/14/14	LONG BEACH STATE	w 95-90	16778
Points per game	88.3	73.7	11/18/14	ARKANSAS-LITTLE ROCK	w 91-62	12469
Scoring margin	+14.6	-	11/19/14	SOUTHERN VIRGINIA	w 101-48	13099
FIELD GOALS-ATT	499-1048	436-1019	11-24-14	vs SAN DIEGO STATE	Lo2 87-92	2400
Field goal pct	.476	.428	11-25-14	vs Chaminade	w 121-85	2400
3 POINT FG-ATT	156-399	114-340	11-26-14	vs PURDUE	Lot 85-87	2400
3-point FG pct	.391	.335	11/29/14	EASTERN KENTUCKY	w 90-76	16770
3-pt FG made per game	9.2	6.7	12/02/14	at Utah State	w 91-81	10270
FREE THROWS-ATT	347-452	267-379	12/06/14	vs Hawaii	w 90-70	13623
Free throw pct	.768	.704	12/10/14	UTAH	L 61-65	20900
F-Throws made per game	20.4	15.7	12/13/14	at Weber State	w 76-60	10122
REBOUNDS	678	575	12/20/14	STANFORD	w 79-77	13247
Rebounds per game	39.9	33.8	12/23/14	UMASS	Wot 77-71	15789
Rebounding margin	+6.1	-	* 12/27/14	GONZAGA	L 80-87	20900
ASSISTS	312	241	* 12/29/14	PORTLAND	w 97-88	17452
Assists per game	18.4	14.2	* 01/01/15	at Santa Clara	w 81-46	2375
TURNOVERS	213	248	* 01/03/15	at University of San Francisco	w 99-68	2585
Turnovers per game	12.5	14.6	* - Conference game			
Turnover margin	+2.1	-				
Assist/turnover ratio	1.5	1.0				
STEALS	140	115				
Steals per game	8.2	6.8				
BLOCKS	42	60				
Blocks per game	2.5	3.5				
ATTENDANCE	147404	46175				
Home games-Avg/Game	9-16378	4-6338				
Neutral site-Avg/Game	-	4-5206				

Score by Periods	1st	2nd	OT	OT2	Totals
BYU	688	774	28	11	1501
Opponents	564	649	24	16	1253

THE STAT CREW SYSTEM
BYU Combined Team Statistics (as of Jan 04, 2015)
Conference games

RECORD:	OVERALL	HOME	AWAY	NEUTRAL
ALL GAMES	3-1	1-1	2-0	0-0
CONFERENCE	3-1	1-1	2-0	0-0
NON-CONFERENCE	0-0	0-0	0-0	0-0

#	Player	gp-gs	min	avg	Total		3-Point		F-Throw		Rebounds				pf	dq	a	to	blk	stl	pts	avg
					fg-fga	fg%	3fg-fga	3fg%	ft-fa	ft%	off	def	tot	avg								
03	HAWS, Tyler	4-4	120	30.0	25-53	.472	4-14	.286	23-26	.885	5	14	19	4.8	4	0	10	2	0	4	77	19.3
20	WINDER, Anson	4-3	101	25.3	23-44	.523	7-21	.333	11-14	.786	0	11	11	2.8	9	0	7	8	0	4	64	16.0
01	FISCHER, Chase	4-4	96	24.0	18-35	.514	11-23	.478	11-12	.917	2	7	9	2.3	5	0	8	7	0	3	58	14.5
05	COLLINSWORTH, Kyl	4-4	119	29.8	19-35	.543	1-2	.500	15-20	.750	10	35	45	11.3	6	0	30	10	2	7	54	13.5
23	HALFORD, Skyler	4-0	60	15.0	8-17	.471	7-13	.538	9-11	.818	1	5	6	1.5	5	0	7	6	0	3	32	8.0
15	TOOLSON, Jake	4-0	57	14.3	8-16	.500	6-13	.462	0-0	.000	1	8	9	2.3	5	0	3	0	0	2	22	5.5
44	KAUFUSI, Corbin	4-0	69	17.3	4-5	.800	0-0	.000	8-14	.571	9	10	19	4.8	16	1	1	2	2	1	16	4.0
24	BARTLEY IV, Frank	4-0	25	6.3	3-6	.500	1-4	.250	6-7	.857	1	6	7	1.8	1	0	2	1	1	0	13	3.3
30	NIXON, Dalton	3-0	37	12.3	1-5	.200	0-4	.000	6-6	1.000	1	5	6	2.0	3	0	5	0	0	0	8	2.7
41	WORTHINGTON, Luke	4-4	64	16.0	2-6	.333	0-0	.000	2-2	1.000	2	5	7	1.8	14	1	0	0	0	1	6	1.5
35	NEILSON, Isaac	4-1	27	6.8	2-5	.400	0-2	.000	1-3	.333	1	4	5	1.3	4	0	0	2	0	0	5	1.3
10	ANDRUS, Ryan	2-0	6	3.0	1-2	.500	0-0	.000	0-0	.000	0	0	0	0.0	0	0	0	0	0	0	2	1.0
02	ELLIS, Jordan	2-0	7	3.5	0-1	.000	0-0	.000	0-0	.000	0	0	0	0.0	1	0	1	0	0	1	0	0.0
12	SHARP, Josh	2-0	12	6.0	0-1	.000	0-0	.000	0-0	.000	0	3	3	1.5	2	0	1	1	0	0	0	0.0
	Team										5	4	9				1					
	Total.....	4	800		114-231	.494	37-96	.385	92-115	.800	38	117	155	38.8	75	2	75	40	5	26	357	89.2
	Opponents.....	4	800		103-242	.426	30-89	.337	53-78	.679	37	95	132	33.0	87	3	71	44	8	22	289	72.2

TEAM STATISTICS	BYU	OPP	Date	Opponent	Score	Att.
SCORING	357	289	* 12/27/14	GONZAGA	L 80-87	20900
Points per game	89.2	72.2	* 12/29/14	PORTLAND	w 97-88	17452
Scoring margin	+17.0	-	* 01/01/15	at Santa Clara	w 81-46	2375
FIELD GOALS-ATT	114-231	103-242	* 01/03/15	at University of San Francisco	w 99-68	2585
Field goal pct	.494	.426				
3 POINT FG-ATT	37-96	30-89				
3-point FG pct	.385	.337				
3-pt FG made per game	9.3	7.5				
FREE THROWS-ATT	92-115	53-78				
Free throw pct	.800	.679				
F-Throws made per game	23.0	13.3				
REBOUNDS	155	132				
Rebounds per game	38.8	33.0				
Rebounding margin	+5.8	-				
ASSISTS	75	71				
Assists per game	18.8	17.8				
TURNOVERS	40	44				
Turnovers per game	10.0	11.0				
Turnover margin	+1.0	-				
Assist/turnover ratio	1.9	1.6				
STEALS	26	22				
Steals per game	6.5	5.5				
BLOCKS	5	8				
Blocks per game	1.3	2.0				
ATTENDANCE	38352	4960				
Home games-Avg/Game	2-19176	2-2480				
Neutral site-Avg/Game	-	0-0				

Score by Periods	1st	2nd	Totals
BYU	184	173	357
Opponents	131	158	289

Official Basketball Box Score -- Game Totals -- Final Statistics
Brigham Young vs Pepperdine
12/30/13 7:04 p.m. at Malibu, Calif. (Firestone Fieldhouse)

Brigham Young 74 • 8-7, 0-2 WCC

#	Player	Total		3-Ptr		Rebounds			PF	TP	A	TO	Bk	Stl	Min
		FG-FGA	FG-FGA	FT-FTA	Off	Def	Tot								
00	MIKA, Eric	r	4-7	0-0	2-4	5	2	7	5	10	0	0	2	0	27
33	AUSTIN, Nate	r	2-4	0-0	0-0	3	2	5	5	4	0	1	1	0	18
02	CARLINO, Matt	g	1-7	0-1	2-2	0	1	1	0	4	2	3	0	1	19
03	HAWS, Tyler	g	7-18	0-3	6-7	2	4	6	1	20	1	2	0	1	37
05	COLLINSWORTH, Kyle	g	4-8	0-0	3-6	6	7	13	2	11	7	3	2	5	38
12	SHARP, Josh		1-2	0-1	2-2	1	5	6	2	4	0	0	1	0	16
20	WINDER, Anson		2-4	1-2	0-0	0	0	0	1	5	0	0	0	0	4
23	HALFORD, Skyler		4-10	0-3	3-4	1	1	2	1	11	1	0	0	2	23
24	BARTLEY IV, Frank		2-7	0-1	1-4	0	2	2	0	5	1	0	0	1	12
41	WORTHINGTON, Luke		0-0	0-0	0-0	0	0	0	1	0	0	0	0	0	6
	Team					0	0	0							
	Totals		27-67	1-11	19-29	18	24	42	18	74	12	9	6	10	200

FG % 1st Half: 12-32 37.5% 2nd half: 15-35 42.9% Game: 27-67 40.3% Deadball Rebounds 5
 3FG % 1st Half: 0-5 0.0% 2nd half: 1-6 16.7% Game: 1-11 9.1%
 FT % 1st Half: 4-8 50.0% 2nd half: 15-21 71.4% Game: 19-29 65.5%

Pepperdine 80 • 9-5, 2-0 WCC

#	Player	Total		3-Ptr		Rebounds			PF	TP	A	TO	Bk	Stl	Min
		FG-FGA	FG-FGA	FT-FTA	Off	Def	Tot								
05	DAVIS, Stacy	r	3-8	0-1	6-8	7	7	14	2	12	3	7	4	1	35
21	LANE, Brendan	r	4-11	0-0	3-4	0	6	6	4	11	1	0	3	0	31
03	MAJOR, Jeremy	g	4-6	2-3	3-4	1	2	3	1	13	2	3	0	0	28
11	RUSSELL, Atif	g	1-7	0-2	0-0	3	1	4	3	2	2	1	0	1	27
15	BROOKS, Malcolm	g	8-12	6-9	2-3	0	5	5	3	24	1	0	0	1	33
00	UDENYI, Amadi		4-6	4-6	0-0	0	0	0	4	12	5	2	0	0	17
30	MURRAY JR., Lamond		0-3	0-1	0-0	0	1	1	0	0	0	0	0	0	7
31	SKOUEN, Nikolas		1-2	1-2	0-0	0	2	2	1	3	0	1	0	0	9
45	RAINES, Jett		1-3	0-0	1-4	2	1	3	2	3	0	0	2	0	13
	Team					0	2	2							
	Totals		26-58	13-24	15-23	13	27	40	20	80	14	15	9	3	200

FG % 1st Half: 14-31 45.2% 2nd half: 12-27 44.4% Game: 26-58 44.8% Deadball Rebounds 3
 3FG % 1st Half: 6-11 54.5% 2nd half: 7-13 53.8% Game: 13-24 54.2%
 FT % 1st Half: 6-9 66.7% 2nd half: 9-14 64.3% Game: 15-23 65.2%

Officials: Ken Ditty, Michael Scyphers, Deron White
 Technical fouls: Brigham Young-MIKA, Eric. Pepperdine-None.
 Attendance: 2317

Score by periods	1st	2nd	Total
Brigham Young	28	46	74
Pepperdine	40	40	80

	In	Off	2nd	Fast	Bench
Points	Paint	T/O	Chance	Break	
BYU	44	14	10	16	25
PEP	24	13	15	6	18

Last FG - BYU 2nd-00:23, PEP 2nd-00:13.
 Largest lead - BYU by 2 1st-19:07, PEP by 13 2nd-08:39.
 BYU led for 00:53. PEP led for 37:59. Game was tied for 01:08.

Score tied - 1 time.
 Lead changed - 1 time.

Official Basketball Box Score -- Game Totals -- Final Statistics
Pepperdine vs BYU
01/09/14 7:05 pm at Provo, Utah, Marriott Center

Pepperdine 72 • 10-7, 3-2

#	Player	Total		3-Ptr		Rebounds			PF	TP	A	TO	Bk	Stl	Min
		FG-FGA	FG-FGA	FT-FTA	Off	Def	Tot								
03	MAJOR, Jeremy	*	3-8	2-4	4-4	2	2	4	2	12	6	3	0	2	34
05	DAVIS, Stacy	*	6-16	1-3	4-6	2	2	4	4	17	1	2	1	0	29
30	MURRAY JR., Lamond	*	3-4	1-1	7-9	2	4	6	2	14	2	2	0	3	29
44	KRAMER, Malte	*	0-3	0-3	0-0	1	0	1	4	0	1	0	0	0	13
45	RAINES, Jett	*	3-5	0-0	3-3	1	0	1	3	9	0	1	0	0	18
00	UDENYI, Amadi		2-5	1-4	2-4	0	2	2	2	7	0	1	0	0	16
10	VAN DYKE, Jeff		1-4	1-4	0-0	0	0	0	3	3	0	0	0	0	12
11	RUSSELL, Atif		1-3	0-1	0-0	0	2	2	1	2	0	1	0	0	7
12	JESPERSON, David		0-0	0-0	3-4	0	5	5	1	3	0	0	0	0	21
13	MILLS, Austin		2-4	1-3	0-0	0	0	0	1	5	1	0	0	0	15
23	ALLEN, Jonathan		0-0	0-0	0-0	0	1	1	3	0	0	0	0	1	6
	Team					1	0	1							
	Totals		21-52	7-23	23-30	9	18	27	26	72	11	10	1	6	200

FG % 1st Half: 9-21 42.9% 2nd half: 12-31 38.7% Game: 21-52 40.4% Deadball Rebounds 6
 3FG % 1st Half: 3-9 33.3% 2nd half: 4-14 28.6% Game: 7-23 30.4%
 FT % 1st Half: 9-12 75.0% 2nd half: 14-18 77.8% Game: 23-30 76.7%

BYU 84 • 10-7, 2-2

#	Player	Total		3-Ptr		Rebounds			PF	TP	A	TO	Bk	Stl	Min
		FG-FGA	FG-FGA	FT-FTA	Off	Def	Tot								
03	HAWS, Tyler	*	11-23	4-6	9-9	0	1	1	3	35	0	0	0	1	33
05	COLLINSWORTH, Kyle	*	5-11	0-0	5-8	4	6	10	3	15	9	2	0	3	35
12	SHARP, Josh	*	0-0	0-0	0-1	4	1	5	4	0	1	1	0	0	16
23	HALFORD, Skyler	*	7-14	2-6	2-2	1	5	6	3	18	1	3	0	0	31
33	AUSTIN, Nate	*	3-3	0-0	0-2	4	5	9	4	6	0	2	2	0	30
02	CARLINO, Matt		1-2	1-2	7-9	1	2	3	3	10	6	0	0	0	22
20	WINDER, Anson		0-4	0-3	0-0	0	2	2	1	0	2	0	0	0	20
24	BARTLEY IV, Frank		0-1	0-0	0-0	0	0	0	0	0	0	1	0	0	2
41	WORTHINGTON, Luke		0-0	0-0	0-0	1	0	1	1	0	0	2	0	0	11
	Team					2	1	3							
	Totals		27-58	7-17	23-31	17	23	40	22	84	19	11	2	4	200

FG % 1st Half: 12-30 40.0% 2nd half: 15-28 53.6% Game: 27-58 46.6% Deadball Rebounds 4
 3FG % 1st Half: 2-8 25.0% 2nd half: 5-9 55.6% Game: 7-17 41.2%
 FT % 1st Half: 7-11 63.6% 2nd half: 16-20 80.0% Game: 23-31 74.2%

Officials: Richard Batsell, Nate Harris, Casey McClellan
 Technical fouls: Pepperdine-None. BYU-None.
 Attendance: 14012

Score by periods	1st	2nd	Total
Pepperdine	30	42	72
BYU	33	51	84

	In	Off	2nd	Fast	Bench
Points	Paint	T/O	Chance	Break	
PEP	22	9	12	0	20
BYU	34	13	15	6	10

Last FG - PEP 2nd-00:24, BYU 2nd-01:58.
 Largest lead - PEP None, BYU by 14 2nd-00:34.
 PEP led for 00:00. BYU led for 38:30. Game was tied for 01:30.

Score tied - 2 times.
 Lead changed - 0 times.

Individual Career History vs Pepperdine

AUSTIN, Nate

Season	gp-gs	min/avg	Total		3-Point		F-Throws		Rebounds				Scoring							
			fg-fga	pct	fg-fga	pct	ft-fta	pct	off	def	tot	avg	pf	fo	ast	to	blk	stl	pts	avg
2011-12	2-0	32/16.0	4-6	.667	0-0	.000	0-1	.000	8	5	13	6.5	6	0	0	1	1	1	8	4.0
2012-13	2-0	37/18.5	2-6	.333	0-0	.000	2-3	.667	5	7	12	6.0	7	0	2	2	0	1	6	3.0
2013-14	2-2	48/24.0	5-7	.714	0-0	.000	0-2	.000	7	7	14	7.0	9	1	0	3	3	0	10	5.0
TOTAL	6-2	117/19.5	11-19	.579	0-0	.000	2-6	.333	20	19	39	6.5	22	1	2	6	4	2	24	4.0

BARTLEY IV, Frank

Season	gp-gs	min/avg	Total		3-Point		F-Throws		Rebounds				Scoring							
			fg-fga	pct	fg-fga	pct	ft-fta	pct	off	def	tot	avg	pf	fo	ast	to	blk	stl	pts	avg
2013-14	2-0	14/7.0	2-8	.250	0-1	.000	1-4	.250	0	2	2	1.0	0	0	1	1	0	1	5	2.5
TOTAL	2-0	14/7.0	2-8	.250	0-1	.000	1-4	.250	0	2	2	1.0	0	0	1	1	0	1	5	2.5

COLLINSWORTH, Kyle

Season	gp-gs	min/avg	Total		3-Point		F-Throws		Rebounds				Scoring							
			fg-fga	pct	fg-fga	pct	ft-fta	pct	off	def	tot	avg	pf	fo	ast	to	blk	stl	pts	avg
2013-14	2-2	73/36.5	9-19	.474	0-0	.000	8-14	.571	10	13	23	11.5	5	0	16	5	2	8	26	13.0
TOTAL	2-2	73/36.5	9-19	.474	0-0	.000	8-14	.571	10	13	23	11.5	5	0	16	5	2	8	26	13.0

HALFORD, Skyler

Season	gp-gs	min/avg	Total		3-Point		F-Throws		Rebounds				Scoring							
			fg-fga	pct	fg-fga	pct	ft-fta	pct	off	def	tot	avg	pf	fo	ast	to	blk	stl	pts	avg
2013-14	2-1	54/27.0	11-24	.458	2-9	.222	5-6	.833	2	6	8	4.0	4	0	2	3	0	2	29	14.5
TOTAL	2-1	54/27.0	11-24	.458	2-9	.222	5-6	.833	2	6	8	4.0	4	0	2	3	0	2	29	14.5

HAWS, Tyler

Season	gp-gs	min/avg	Total		3-Point		F-Throws		Rebounds				Scoring							
			fg-fga	pct	fg-fga	pct	ft-fta	pct	off	def	tot	avg	pf	fo	ast	to	blk	stl	pts	avg
2012-13	2-2	66/33.0	17-32	.531	4-9	.444	7-9	.778	1	3	4	2.0	1	0	4	4	0	2	45	22.5
2013-14	2-2	70/35.0	18-41	.439	4-9	.444	15-16	.938	2	5	7	3.5	4	0	1	2	0	2	55	27.5
TOTAL	4-4	136/34.0	35-73	.479	8-18	.444	22-25	.880	3	8	11	2.8	5	0	5	6	0	4	100	25.0

SHARP, Josh

Season	gp-gs	min/avg	Total		3-Point		F-Throws		Rebounds				Scoring							
			fg-fga	pct	fg-fga	pct	ft-fta	pct	off	def	tot	avg	pf	fo	ast	to	blk	stl	pts	avg
2011-12	1-0	7/7.0	0-1	.000	0-1	.000	3-4	.750	0	0	0	0.0	1	0	1	0	0	0	3	3.0
2012-13	2-2	29/14.5	0-4	.000	0-0	.000	0-0	.000	4	3	7	3.5	1	0	0	0	0	0	0	0.0
2013-14	2-1	32/16.0	1-2	.500	0-1	.000	2-3	.667	5	6	11	5.5	6	0	1	1	1	0	4	2.0
TOTAL	5-3	68/13.6	1-7	.143	0-2	.000	5-7	.714	9	9	18	3.6	8	0	2	1	1	0	7	1.4

WINDER, Anson

Season	gp-gs	min/avg	Total		3-Point		F-Throws		Rebounds				Scoring							
			fg-fga	pct	fg-fga	pct	ft-fta	pct	off	def	tot	avg	pf	fo	ast	to	blk	stl	pts	avg
2011-12	2-1	23/11.5	3-9	.333	3-8	.375	1-2	.500	0	3	3	1.5	3	0	1	1	0	0	10	5.0
2012-13	2-0	30/15.0	3-6	.500	2-3	.667	0-0	.000	0	1	1	0.5	2	0	1	0	0	4	8	4.0
2013-14	2-0	24/12.0	2-8	.250	1-5	.200	0-0	.000	0	2	2	1.0	2	0	2	0	0	0	5	2.5
TOTAL	6-1	77/12.8	8-23	.348	6-16	.375	1-2	.500	0	6	6	1.0	7	0	4	1	0	4	23	3.8

WORTHINGTON, Luke

Season	gp-gs	min/avg	Total		3-Point		F-Throws		Rebounds				Scoring							
			fg-fga	pct	fg-fga	pct	ft-fta	pct	off	def	tot	avg	pf	fo	ast	to	blk	stl	pts	avg
2013-14	2-0	17/8.5	0-0	.000	0-0	.000	0-0	.000	1	0	1	0.5	2	0	0	2	0	0	0	0.0
TOTAL	2-0	17/8.5	0-0	.000	0-0	.000	0-0	.000	1	0	1	0.5	2	0	0	2	0	0	0	0.0