

2011-12 BYU BASKETBALL GAME NOTES



Game 9 — BYU (6-2, 0-0) vs. Weber State (5-1, 0-0)

Wednesday, Dec. 7, 2011 • 7:05 p.m. MST

Provo, Utah • Marriott Center (22,700)

TV: BYUtv

TV Talent: Dave McCann (play-by-play) and Blaine Fowler (analyst)

Live Video: BYUtv.org

Radio: KSL 102.7 FM / 1160 AM

BYU Radio - Sirius XM 143

Radio Talent: Greg Wrubell (play-by-play) and Mark Durrant (analyst)

Live Audio: KSL.com

Live Stats: BYUcougars.com

2011-12 SCHEDULE

All times local to site

OCTOBER

26	Wed	Cougar Tipoff (Exhibition)	74-71
29	Sat	Midwestern State (Exh-BYUtv) W	91-74

NOVEMBER

4	Fri	Dixie State (Exh-BYUtv)	W, 96-85
11	Fri	@ Utah State (KCSG)	L, 62-69
15	Tue	BYU-Hawaii (BYUtv)	W, 73-52
18	Fri	Longwood (BYUtv)*	W, 92-60
22	Tue	Prairie View A&M (BYUtv)*	W, 90-51
25	Fri	vs. Nevada (BYUtv)*	W, 76-55
26	Sat	vs. Wisconsin*	L, 56-73
30	Wed	vs. Northern Arizona (BYUtv) ^	W, 87-52

Tim's Toyota Center

DECEMBER

3	Sat	vs. Oregon (ESPNU)	W, 79-65
EnergySolutions Arena			
7	Wed	Weber State (BYUtv)	7 pm
10	Sat	@ Utah (FSN)	12 pm
17	Sat	Baylor (BYUtv)	12 pm
20	Tue	Buffalo (BYUtv)	7 pm
22	Thu	UC Santa Barbara (BYUtv)	7 pm
27	Tue	Cal State San Marcos (BYUtv)	7 pm
29	Thu	@ Saint Mary's (ESPN2)	8 pm
31	Sat	San Diego (BYUtv)	4 pm

JANUARY

5	Thu	@ Loyola Marymount	6 pm
7	Sat	San Francisco (BYUtv)	4 pm
14	Sat	Santa Clara (ESPNU)	6 pm
16	Mon	@ San Diego (BYUtv)	7 pm
19	Thu	Loyola Marymount (BYUtv)	7 pm
21	Sat	@ Pepperdine	TBA
25	Wed	@ Virginia Tech (ESPN3)	7 pm
28	Sat	Saint Mary's (ESPNU)	7 pm

FEBRUARY

2	Thu	Gonzaga (ESPN2)	9 pm
4	Sat	@ Portland	7 pm
11	Sat	Pepperdine (BYUtv)	4 pm
16	Thu	@ San Francisco (ESPNU)	7 pm
18	Sat	@ Santa Clara (ESPNU)	4 pm
23	Thu	@ Gonzaga (ESPN2)	8 pm
25	Sat	Portland (BYUtv)	4 pm
29	Wed	WCC Championships	TBA

MARCH

1	Thu	WCC Championships	TBA
2	Fri	WCC Championships (ESPNU)	TBA
3	Sat	WCC Championships (ESPNU)	TBA
5	Mon	WCC Championships (ESPN/ESPN2)	TBA

* Chicago Invitational Challenge

^ Lumberjack Classic

BYU ATHLETIC COMMUNICATIONS

30 Smith Field House • Provo, Utah 84602 • BYUcougars.com • (801) 422-8948
 MBB Contact: Kyle Chilton • O: (801) 422-4909 • C: (801) 372-2080 • kyle_chilton@byu.edu



BYU Cougars (6-2, 0-0 WCC)

Head Coach: Dave Rose (Houston, 1983)

Career Record: 165-47 (7th season) Record at BYU: Same

Series: BYU leads 26-10 • Last Meeting: BYU won 72-66, 12/21/10

Provo: 18-0 • Ogden: 8-10 • Neutral: 0-0

VS.



Weber State (5-1, 0-0 Big Sky)

Head Coach: Randy Rahe (Buena Vista, 1982)

Career Record: 100-62 (6th season) Record at Weber State: Same

UP NEXT

BYU's next game will be at in-state rival Utah in the Huntsman Center on Saturday, Dec. 10, at 12 p.m. MST. Listen live on the radio beginning with the pregame show at 11 a.m. MST on KSL Newsradio 102.7 FM and 1160 AM or via the Internet at KSL.com. The game will be televised live on Fox Sports Net.

QUICK HITS

- Senior Noah Hartsock has been BYU's most consistent contributor this season, averaging 16.9 points, 6.3 rebounds, 2.0 assists, 2.4 blocks and 1.0 steals per game. He is shooting .578 from the field, .417 from three and .813 from the free throw line and has scored in double figures and registered at least one block in every game this season.
- Freshman Anson Winder has seen significant playing time at point guard the last five games, including starts in the last four. For the season he's averaging 5.9 points, 4.4 assists and 1.1 steals. He leads the West Coast Conference in assist/turnover ratio at 2.6.
- As of 12/5/11, BYU leads the West Coast Conference in four categories (Scoring Margin, 3-Pt FG %, blocks, assists), is second in the league in six (scoring offense, scoring defense, FG %, rebounding offense, rebound margin, assist/turnover ratio, defensive rebounds) and third in three (FG % defense, steals, turnover margin). BYU is top three in 13 of 21 categories.
- Junior Brock Zylstra caught fire against Northern Arizona, hitting 8 of 10 from the field and 5 of 6 from three for a career-high 23 points. Zylstra is shooting .414 (12 of 29) from downtown.
- Freshman Nate Austin has caught fire as of late, totaling 20 points on 9 of 13 shooting in 27 minutes the last two games. He had a career-best 11 points and four boards vs. Northern Arizona and nine points and a career-high six boards vs. Oregon.
- Dave Rose is one of the most successful coaches in the history of BYU basketball. He is second in program history in wins (165), first in winning percentage (.778) and has led the Cougars to five-straight NCAA Tournament berths and four conference titles. He also earned three Mountain West Conference Coach of the Year awards.

2011-12 BYU BASKETBALL NUMERICAL ROSTER

Projected Starters

#	Name	Pos.	Ht.	Wt.	Yr.	2011-12 Stats			Hometown (Previous School)	Notes
						Ppg	Rpg	Stg		
0	Brandon Davies	F	6-9	235	Jr.	11.5	5.9	1.4	Provo, Utah (Provo HS)	Posted 6 points, 5 boards, 2 assists and 1 block vs. Oregon
1	Charles Abouo	G/F	6-5	215	Sr.	12.1	7.8	0.5	Abidjan, Cote d'Ivoire (Brewster Academy)	Had 8 points, 12 boards, 3 assists and 1 steal vs. Oregon
13	Brock Zylstra	G/F	6-6	210	Jr.	8.1	3.0	0.3	La Verne, Calif. (Bonita HS)	Totaled 7 points, 3 assists and 2 steals vs. Oregon
20	Anson Winder	G	6-3	195	Fr.	5.9	1.9	0.3	Las Vegas, Nev. (Bishop Gorman HS)	10 points, 6 assists, 1 steal vs. Oregon ... 2.6 assist/turnover ratio leads WCC
34	Noah Hartsock	F	6-8	230	Sr.	16.9	6.3	1.0	Bartlesville, Okla. (Bartlesville HS)	Posted a double-double with career-best 23 points, 12 boards, 4 blocks vs. Oregon
Bench										
2	Craig Cusick	G	6-2	185	Jr.	2.3	1.4	0.5	Orem, Utah (Utah)	Played 3 minutes and had 1 rebound vs. Oregon
5	Chris Collinsworth	F	6-9	235	Sr.	0.0	0.5	0.0	Provo, Utah (Provo HS)	Did not play vs. Oregon due to a sore knee
10	Matt Carlino	G	6-2	175	Fr.	—	—	—	Scottsdale, Ariz. (Bloomington South HS)	Transferred from UCLA ... eligible to play Dec. 17 against Baylor
12	Josh Sharp	F	6-7	185	Fr.	1.9	2.9	0.3	Highland, Utah (Utah)	Played 2 minutes vs. Oregon
14	Nick Martineau	G	6-0	170	Jr.	0.7	0.3	0.0	Fruit Heights, Utah (Davis HS)	Did not play vs. Oregon
21	Stephen Rogers	F	6-8	195	Jr.	9.9	2.4	0.3	Mesa, Ariz. (Mesa CC)	Had 16 points, hit 4 3s and added 2 assists and 2 steals vs. Oregon
24	Damarcus Harrison	G	6-5	190	Fr.	4.9	1.0	0.3	Greenwood, S.C. (Christ School)	Posted 2 steals and 1 rebound vs. Oregon
33	Nate Austin	F/C	6-10	215	Fr.	3.8	2.3	1.0	Alpine, Utah (Lone Peak HS)	Scored 9 points and had 6 rebounds vs. Oregon
Redshirts										
3	Austin Nelson	G	6-0	160	Fr.	—	—	—	Henderson, Nev. (Coronado HS)	Coronado's all-time leader in scoring and assists
15	Jaren Sweeney	G/F	6-5	190	Fr.	—	—	—	Mesa, Ariz. (Mountain View HS)	Earned first-team all-state honors and helped Mountain View to a state title
42	Ian Harward	F/C	6-10	215	Fr.	—	—	—	Orem, Utah (Orem HS)	Prepped at Orem High School where he averaged 14.0 points as a senior



BYU SERIES VS. WEBER STATE

Overall Series Record: BYU leads 26-10
 BYU Record in Provo: 18-0
 BYU Record in Ogden: 8-10
 BYU Record at Neutral Sites: 0-0
 BYU Record under Dave Rose: 6-0

Last 10 Games vs. Weber State

12-5-01	Weber State	65-47	W
1-8-03	at Weber State	69-75	L
12-20-03	Weber State	86-65	W
12-23-04	at Weber State	79-61	W
12-17-05	Weber State	80-54	W
12-2-06	at Weber State (OT)	73-69	W
12-5-07	Weber State	72-57	W
12-3-08	at Weber State	92-62	W
12-27-09	Weber State	87-70	W
12-21-10	at Weber State	72-66	W

COMPARING THE STATS

Season Averages Overall	BYU	Weber State
Points Scored/Game	76.9	82.0
Points Allowed/Game	59.6	70.3
Rebounds/Game	38.6	40.5
Rebounds Allowed/Game	32.0	34.5
Assists/Game	18.4	12.2
Steals/Game	8.0	5.5
Blocks/Game	4.9	2.5
Turnovers	14.5	12.7
FG Percentage	.493	.441
FG Percentage Defense	.383	.401
3FG Percentage	.409	.399
3FG/Game	7.9	9.2
3FG Percentage Defense	.329	.315
FT Percentage	.703	.768

WEBER STATE'S PROBABLE STARTERS

Name	Ht.	Pos.	Ppg	Rpg
Damian Lillard	6-3	195	28.2	5.5
Scott Bamforth	6-2	190	15.3	3.5
Kyle Tresnak	6-10	255	10.0	2.8
Kyle Bullinger	6-6	215	7.2	9.0
Frank Otis	6-6	220	6.5	5.7

BY THE NUMBERS

4 The number of different players that have scored 20-plus points in a single game this season. Brandon Davies scored 25 vs. BYU-Hawaii, Charles Abouo had 22 vs. Nevada, Noah Hartsock had 21 vs. Nevada and 23 vs. Oregon and Brock Zylstra scored 23 vs. Northern Arizona.

6 The number of 20-win seasons for BYU head coach Dave Rose. He is the second coach in BYU history to begin his career with six-straight 20-win seasons. Rose is tied with Roger Reid and Stan Watts for the most 20-win seasons in BYU history. Rose also has five 25-win seasons, a program record.

15 The number of 3-pointers BYU made against Longwood (15 of 26, 57.7 percent). The 15 threes ties the BYU single-game record, set previously against UNLV in 2007 and at Air Force in 2011.

17 The number of points BYU allowed in the first half against BYU-Hawaii, the fewest since Mississippi Valley State scored 10 in the first half on Nov. 23, 2010.

17 The number consecutive games in which Noah Hartsock has registered a block, including the final nine games of last season and the first eight games this season. This season he has five games with multiple blocks, including each of the last three games.

27 The number of 3-pointers BYU hit during a two-game stretch (vs. Longwood and Prairie View A&M). The 27 3s are a BYU record for most 3s in a two-game stretch. The Cougars shot .563 (27 of 48) from three during the two games.

51 The number of rebounds for BYU against BYU-Hawaii, the most by a Cougar squad since posting 57 vs. Mississippi Valley State on Nov. 23, 2010.

56, 57 BYU's point totals in the second halves vs. Prairie View A&M and Longwood, respectively. The Cougars hit 21 of 33 (.636) from the field and 9 of 16 from three (.563) in the second half vs. Longwood and 19 of 28 (.679) from the field and 8 of 12 from three (.667) in the second half vs. Prairie View A&M.

65.6 The percentage of field goals BYU has assisted on this season (147 assists on 224 field goals). Against Longwood BYU had assists on 71.9 percent of its field goals (23 assists on 32 field goals). The Cougars set their season best with assists on 73.5 percent of their field goals against Northern Arizona (25 assists on 34 field goals).

141 The number of career blocks for senior Noah Hartsock, fourth all-time in program history. Hartsock had a season-best four blocks vs. Wisconsin. Greg Kite is first with 208 blocks, Shawn Bradley is second with 177 and Russell Larson is third with 166.

165 BYU head coach Dave Rose's win total. He is second all-time in career wins at BYU behind Stan Watts (371 victories from 1949-72), a member of the Basketball Hall of Fame.

LAST TIME OUT - BYU VS. OREGON

SALT LAKE CITY –The BYU men's basketball team flew past the Oregon Ducks, 79-65 at Energy Solutions Arena behind a career day from forward Noah Hartsock on Saturday.

The Ducks had no answer for Hartsock who set a career high with 23 points and grabbed a season best 12 rebounds, recording his first double-double of the season and fourth of his career. Three players scored in double figures with Hartsock leading the way with his 23 points and Stephen Rogers added 16 with Anson Winder chipping in 10 points. BYU finished the game shooting 39.4 percent and made 10 three-pointers. The Cougars tied a season-low with just 10 turnovers. It was a game of streaks as the Cougars made several runs throughout the game that proved to be the demise of Oregon.

After a lackluster first minute of the second half, the Cougars caught fire. Guard Charles Abouo hit a quick three and Zylstra capped off a 14-0 run with a three-pointer of his own, pushing BYU's lead to 51-33, prompting an Oregon timeout. The Ducks posed little threat throughout the rest of the half, cutting the lead to 14, but not being able to do further damage.

Oregon tried to add pressure with a full court press, but that did not fluster the Cougars. Point guard Anson Winder broke down the full court press flying right past the Ducks defense time after time. At one time Winder raced right by Oregon and dished to Brandon Davies who threw down an emphatic dunk.

While BYU cruised to an easy win, the Cougars struggled mightily in the opening minutes of the game. Oregon started out red-hot jumping out to an 8-0 lead. The Cougars had several open shots but struggled to connect from anywhere on the floor. The first points for BYU went to Davies who caught the ball in low and made a nice move to the bucket. After Stephen Rogers was fouled hitting a three from the corner, he put in the free throw to cap a 14-1 run, pushing BYU ahead 16-11.

The first half was a half of runs as the Cougars added two 8-0 runs after grabbing the lead at 12-11. Reserve forward Nate Austin continued to be a contributor with nine points in the first half. Austin hit from everywhere on the court, up close, mid-range jumpers, and a deep three.



2011-12 BYU QUICK FACTS

UNIVERSITY INFO

Location: Provo, Utah 84602
 Elevation: 4,553 feet
 Enrollment: 32,955 (Daytime)
 Founded: October 15, 1875
 Owned: The Church of Jesus Christ of Latter-day Saints
 Nickname: Cougars
 Mascot: Cosmo
 Colors: Blue and White
 Arena (capacity): Marriott Center (22,700)
 Conference: West Coast Conference
 President: Cecil O. Samuelson (Utah, 1966)
 Athletic Director: Tom Holmoe (BYU, 1983)
 Athletic Website: byucougars.com
 Tickets: 422-BYU1 or 1-800-322-BYU1

BYU COACHING STAFF

Head Coach: Dave Rose
 Alma Mater (year): Houston (1983)
 Record at School (years): 165-47 (7th year)
 Career Division I Record (years): same
 Basketball Office Fax: (801) 422-5965
 Assistant Coaches (Alma Mater, year)
 Terry Nashif (BYU, 2005)
 Tim LaComb (Utah, 2006)
 Mark Pope (Kentucky, 1996)
 Dir. of Basketball Operations: Mike Hall (BYU, 2005)

2010-11 REVIEW

2010-11 Overall Record: 32-5
 Conference Record/Finish: 14-2 (T-1st MWC)
 2011 Postseason: (2-1) Lost, NCAA Regional Semifinals (New Orleans) vs. Florida, 74-83 (OT)
 2011 Final National Ranking: 10/13

2011-12 PREVIEW

Lettermen Returning/Lost: 7/5
 Newcomers: 7
 Returning Redshirt Freshmen: 2
 Starters Returning/Lost: 3/3
 Returning Scoring: 38.6% (1162 of 3,012 pts)
 Returning Rebounding: 60.0% (856 of 1,425 reb)
 Returning Assists: 33.3% (179 of 538 ast)
 Returning Blocks: 82.0% (123 of 150)
 Returning Minutes: 45.2% (3,379 of 7,474)

BYU HISTORY

First Year of Basketball: 1903
 Overall All-Time Record: 1646-1007 (.620)
 Winning Seasons: 84 (last 2011)
 Regular Season Conf. Championships: 29 (last 2011)
 Postseason Appearances (record): 36 (26-37)
 Total NCAA Appearances (record): 26 (14-29)
 Last NCAA Appearance: 2011
 Second Round: W vs. Wofford, 74-66
 Third Round: W vs. Gonzaga, 89-67
 Sweet 16: L vs. Florida, 74-83 (OT)
 Total NIT Appearances (Record): 10 (12-8)
 Last NIT Appearance: 2006
 Result: (0-1) lost at Houston, 77-67

FRESHMEN FINDING THEIR WAY

Several freshmen have made significant contributions this season. Some of the top performances by BYU's freshmen are listed below.

Name	Opponent	Stats
Josh Sharp	BYU-Hawaii	5 points, 6 boards, 1 assist, 1 steal
Josh Sharp	Prairie View A&M	5 points, 6 boards, 1 assist
Anson Winder	Longwood	8 points, 5 assists
Anson Winder	Prairie View A&M	11 points, 4 assists, 3 rebounds
Anson Winder	Nevada	9 points, 4 rebounds, 4 assists, 4 steals
Anson Winder	Northern Arizona	3 points, 9 assists, 2 blocks, 3 steals
Anson Winder	Oregon	10 points, 2 3s, 6 assists, 1 steal
Damarcus Harrison	Longwood	11 points, 3 3s
Damarcus Harrison	Wisconsin	9 points, 1 steal
Nate Austin	Northern Arizona	11 points, 5 of 6 shooting, 4 rebounds
Nate Austin	Oregon	9 points, 4 of 7 shooting, 6 rebounds

NO, I WON'T GET OUT OF YOUR WAY

Junior Forward Brandon Davies has made a habit of making the opposition pay when driving to the basket. Against Utah State, Davies drew four charges. He took three charges against BYU-Hawaii, two against Prairie View A&M and one against Nevada to bring his season total to 10. Nate Austin assumed Davies' role against Longwood, taking three charges. Austin added two more against Oregon.

ALL-TIME BLOCKS LEADERS

Noah Hartsock is establishing himself as one of the best shot blockers in BYU history. He is currently fourth all-time in program history.

Blocks	Seasons	GP	Blocks	Blocks/G
1. Greg Kite	1979-83	112	208	1.9
2. Shawn Bradley	1990-91	34	177	5.2
3. Russell Larson	1991-95	129	166	1.3
4. Noah Hartsock	2008-present	107	141	1.3

REGULAR SEASON TOURNEY SUCCESS

With a second-place finish in the Chicago Invitational Challenge, Dave Rose has finished first in four regular season tournaments and second in two. Under Dave Rose, BYU is 20-2 in regular season tournaments.

2006-07	<i>BYU Holiday Classic</i>				
	Liberty	73	59	W	H
	Oral Roberts	72	62	W	H
	Seton Hall	77	68	W	H
2007-08	<i>Las Vegas Invitational</i>				
	Jackson State	100	61	W	H
	Hartford	97	73	W	H
	No. 6 Louisville	78	76	W	N
	No. 1 North Carolina	63	73	L	N
2008-09	<i>Basketball Travelers Invitational</i>				
	North Florida	74	41	W	H
	Rice	83	52	W	H
	Cal Poly	76	64	W	H
2009-10	<i>Las Vegas Classic</i>				
	Wagner	77	61	W	H
	Eastern Washington	91	34	W	H
	Nevada	110	104	W	N
	Nebraska	88	66	W	N
2010-11	<i>South Padre Island Invitational</i>				
	Chicago State	109	60	W	H
	Mississippi Valley State	83	36	W	H
	South Florida (2OT)	77	75	W	N
	Saint Mary's	74	73	W	N
2011-12	<i>Chicago Invitational Challenge</i>				
	Longwood	92	60	W	H
	Prairie View A&M	90	51	W	H
	Nevada	76	55	W	N
	Wisconsin	56	73	L	N



ROSTER BREAKDOWN

Starters Returning	Pos.	Yr.	Ppg	Rpg	Exp
Charles Abouo	G/F	Sr.	7.2	4.8	3L
Brandon Davies	F	Jr.	11.1	6.2	2L
Noah Hartsock	F	Sr.	8.6	5.9	3L

Other Returnees	Pos.	Yr.	Ppg	Rpg	Exp
Matt Carlino**	G	Fr.	—	—	RS
Chris Collinsworth	F	So.	5.9	5.6	2L
Craig Cusick ^	G	Jr.	—	—	PS
Nick Martineau	G	Jr.	0.7	0.4	2L
Stephen Rogers	F	Jr.	4.1	2.2	1L
Anson Winder**	G	Fr.	—	—	RS
Brock Zylstra	G	Jr.	1.1	1.3	2L

** Redshirted in 2010-11

^ A member of the practice squad in 2010-11

Newcomers	Pos.	Yr.
Nate Austin	F/C	Fr.
Damarcus Harrison	G	Fr.
Ian Harward	F/C	Fr.
Austin Nelson	G	Fr.
Josh Sharp	F	Fr.
Jaren Sweeney	G/F	Fr.

BY POSITION

Point Guard	Pos.	Yr.
Matt Carlino	G	Fr.
Damarcus Harrison	G	Fr.
Austin Nelson	G	Fr.
Brock Zylstra	G	Jr.

Wing	Pos.	Yr.
Charles Abouo	G/F	Sr.
Stephen Rogers	F	Jr.
Josh Sharp	F	Fr.
Jaren Sweeney	G/F	Fr.
Anson Winder	G	Fr.
Brock Zylstra	G	Jr.

Post	Pos.	Yr.
Nate Austin	F/C	Fr.
Chris Collinsworth	F	So.
Brandon Davies	F	Jr.
Noah Hartsock	F	Sr.
Ian Harward	F/C	Fr.
Josh Sharp	F	Fr.

BY YEAR

Freshmen	Pos.	Yr.
Nate Austin	F/C	Fr.
Matt Carlino	G	Fr.
Damarcus Harrison	G	Fr.
Ian Harward	F/C	Fr.
Austin Nelson	G	Fr.
Josh Sharp	F	Fr.
Jaren Sweeney	G/F	Fr.
Anson Winder	G	Fr.

Sophomore	Pos.	Yr.
Chris Collinsworth	F	So.

Junior	Pos.	Yr.
Craig Cusick	G	Jr.
Nick Martineau	G	Jr.
Brock Zylstra	G	Jr.
Brandon Davies	F	Jr.
Stephen Rogers	F	Jr.

Senior	Pos.	Yr.
Charles Abouo	G/F	Sr.
Noah Hartsock	F	Sr.

AMONG THE NATION'S BEST

BYU men's basketball is one of the most successful programs in the nation in recent history. See below.

Best Combined Record 09-10 and 10-11

Team	W	L	Pct.
1. Kansas	68	6	.919
2. Duke	67	10	.870
3. Ohio State	63	11	.851
4. <i>BYU</i>	62	11	.849
5. Kentucky	64	12	.842

Teams With 25 Wins, Last Five Seasons

- *BYU*
- Butler
- Kansas
- Pittsburgh

GOING GREEK

BYU men's basketball went on a 10-day, four-game tour of Greece in August. The Cougars won their first two games against the Athens All-Stars (88-56) and ASE Doukas (114-45) while also playing a friendly game against US Navy personnel on a base in Crete. While in Greece, BYU was invited to participate in the Acropolis of Athens Tournament against the Greek and Italian National Teams, both ranked among the top 10 in the world by FIBA. Against Greece, Stephen Rogers led BYU with 20 points in an 83-54 loss. Brock Zylstra exploded for 26 points and four 3-pointers in BYU's 102-63 loss to an Italian team that featured three NBA stars.

NEW HOME

In 2011-12, BYU men's basketball enters its first season as a member of the West Coast Conference. The Cougars have played each member of the league at least twice all time. Last season, BYU defeated St. Mary's 74-73 in the South Padre Island Invitational championship game and Gonzaga 89-67 in the third round of the NCAA Tournament to advance to the Sweet 16. See below for BYU's all-time record vs. its new conference and its record under Dave Rose vs. those teams.

OPPONENT ALL-TIME (ROSE VS.)

Gonzaga	1-1 (1-0)
Loyola Marymount	2-1 (1-1)
Pepperdine	4-4 (2-0)
Portland	5-0 (3-0)
St. Mary's	8-2 (1-0)
San Diego	2-0 (0-0)
San Francisco	5-5 (1-0)
Santa Clara	15-5 (0-0)
<i>Total</i>	<i>42-18 (9-1)</i>

COACHING STAFF

For the second-straight season there was a change to the coaching staff. Former associate head coach Dave Rice, who had been with the staff since Rose became the head coach in 2005, left to take the head job at his alma mater, UNLV. Rose hired Mark Pope as an assistant coach in May 2011. Pope comes to BYU after one season as an assistant at Wake Forest. Prior to Wake Forest, Pope was the director of basketball operations at Georgia. Pope played his college ball at Washington and Kentucky. In 1996, he was a team captain and helped Kentucky win the NCAA National Championship. Pope was selected by the Indiana Pacers in the second round of the NBA draft and played seven seasons in the NBA. He played in the Eastern Conference Finals with Indiana (1998) and Milwaukee (2001).

YOUNG GUNS

The 2011-12 roster includes eight freshmen who come from several different situations. Nate Austin and Ian Harward are true freshman and are coming off two-year missions for The Church of Jesus Christ of Latter-day Saints. Josh Sharp is another return missionary and he redshirted one season at Utah prior to his mission. Matt Carlino and Anson Winder both red-shirted for the Cougars last season. The other three freshmen — Damarcus Harrison, Austin Nelson and Jaren Sweeney — are all true freshmen.



BYU'S 2011-12 RECORD WHEN

At home	3-0
On the road	0-1
On a neutral floor	3-1
On Television	6-2
On BYUtv	5-0
On ESPN2	0-0
On ESPNU	1-0
On FSN	0-0
On KCSG	0-1
On Big Ten Network	0-1
On Monday	0-0
On Tuesday	2-0
On Wednesday	1-0
On Thursday	0-0
On Friday	2-1
On Saturday	1-1
Coming off a win	4-1
Coming off a loss	2-0
Had two or more days between last game	6-0
Had only one day between last game	0-0
Playing the next day after a game	0-1
BYU scores 100 or more points	0-0
BYU scores between 90-99 points	2-0
BYU scores between 80-89 points	1-0
BYU scores between 70-79 points	3-0
BYU scores between 60-69 points	0-1
BYU scores below 60 points	0-1
Opponent scores 90 or more points	0-0
Opponent scores between 80-89 points	0-0
Opponent scores between 70-79 points	0-1
Opponent scores between 60-69 points	2-1
Opponent scores between 50-59 points	4-0
Opponent scores below 50 points	0-0
BYU leads at half	6-0
Opponent leads at half	0-2
Score tied at half	0-0
BYU leads with 5 minutes left	6-0
Opponent leads with 5 min. left	0-2
Score tied with 5 minutes left	0-0
BYU leads with 1 minute left	6-0
Opponent leads with 1 min. left	0-2
Score tied with 1 minute left	0-0
Game goes into overtime	0-0
BYU shoots 50 % or better	4-0
Opponent shoots 50 % or better	0-1
BYU outshoots opponent	6-1
Opponent outshoots BYU	0-1
Teams shoot equal from the field	0-0
BYU outrebounds opponent	6-0
Opponent outrebounds BYU	0-2
BYU and opponent tie in rebounds	0-0
vs. top-25 ranked opponent	0-1
vs. 2011 regular-season conference champions	0-1
vs. 2011 postseason teams	3-2

# PLAYERS IN DOUBLE FIGURES	11-12	CONF
One Player	0-1	0-0
Two Players	1-0	0-0
Three Players	2-1	0-0
Four Players	2-0	0-0
Five Players	1-0	0-0
Six Players	0-0	0-0

LATE FREE THROWS	5:00-2:00	2:00-0:00/OT
Charles Abouo	2-3 (.667)	4-4 (1.000)
Noah Hartsock	4-4 (.500)	—
Brandon Davies	—	1-1 (1.000)
Nick Martineau	—	1-2 (.500)
Josh Sharp	—	1-2 (.500)
Nate Austin	2-4 (.500)	2-2 (1.000)
Damarcus Harrison	—	1-1 (1.000)
Anson Winder	0-1 (.000)	1-1 (1.000)
Team	8-12 (.667)	11-13 (.846)

DUNKS	11-12	CAREER
Charles Abouo	2	15
Brandon Davies	8	32
Chris Collinsworth	0	4
Noah Hartsock	2	7
Brock Zylstra	0	1
Stephen Rogers	0	1
Josh Sharp	1	1
Anson Winder	1	1
BYU	14	—
Opponents	9	—

BYU STARTING LINEUPS

OPPONENT	(1)	(2)	(3)	(4)	(5)
at Utah State	Zylstra	Rogers	Abouo	Hartsock	Davies
BYU-Hawaii	Zylstra	Rogers	Abouo	Hartsock	Davies
Longwood	Cusick	Zylstra	Abouo	Hartsock	Davies
Prairie View A&M	Cusick	Zylstra	Abouo	Hartsock	Davies
vs. Nevada	Winder	Zylstra	Abouo	Hartsock	Davies
vs. Wisconsin	Winder	Zylstra	Abouo	Hartsock	Davies
vs. Northern Arizona	Winder	Zylstra	Abouo	Hartsock	Davies
vs. Oregon	Winder	Zylstra	Abouo	Hartsock	Davies
Weber State					
at Utah					
Baylor					
Buffalo					
UC Santa Barbara					
Cal State San Marcos					
at Saint Mary's					
San Diego					
at Loyola Marymount					
San Francisco					
Santa Clara					
at San Diego					
Loyola Marymount					
at Pepperdine					
at Virginia Tech					
Saint Mary's					
Gonzaga					
at Portland					
Pepperdine					
at San Francisco					
at Santa Clara					
Gonzaga					
Portland					

WON-LOSS RECORDS/STARTING LINEUPS

RECORD	(1)	(2)	(3)	(4)	(5)
1-1	Zylstra	Rogers	Abouo	Hartsock	Davies
2-0	Cusick	Zylstra	Abouo	Hartsock	Davies
3-1	Winder	Zylstra	Abouo	Hartsock	Davies

FREE THROW STREAKS

Davies	10	11/22/11 - current
Hartsock	10	11/25/11 - 12/3/11
Hartsock	8	11/11/11 - 11/18/11
Abouo	8	11/22/11 - current
Davies	7	11/11/11 - 11/15/11
Zylstra	5	11/22/11 - 12/3/11
Austin	4	11/22/11 - current
Hartsock	4	12/3/11 - current
Harrison	3	11/22/11 - current

MARGIN OF VICTORY

MARGIN	WINS	LOSSES
1 point		
2 points		
3 points		
4 points		
5 points		
6 points		
7 points		1
8 points		
9 points		
10 points		
11 points		
12 points		
13 points		
14 points	1	
15 points		
16-19 points		1 (17)
20-24 points	2 (21, 21)	
25-29 points		
30-plus points	3 (32, 35, 39)	

STREAKS

STREAK	11-12	OVERALL
Current won/loss streak	2 wins	same
At home	3 wins	4 wins
On the road	1 loss	same
On a neutral floor	2 wins	same
At home vs. Nonconference	3 wins	18 wins
At home vs. WCC	—	—
On the road vs. Nonconference	1 loss	same
On the road vs. WCC	—	—
On a neutral floor vs. Nonconference	2 wins	same
On a neutral floor vs. WCC	—	—
at regular-season tournament	1 loss	same
at WCC Tournament	—	—
at NCAA Tournament	—	1 loss
at NIT	—	2 losses
Games With a Three-Point Make	8	483

GAMES PLAYED

	2011-12	CAREER
Charles Abouo	8 (6-2)	114 (93-21)
Noah Hartsock	8 (6-2)	108 (88-20)
Brandon Davies	8 (6-2)	72 (63-9)
Brock Zylstra	8 (6-2)	57 (48-9)
Nick Martineau	6 (5-1)	51 (46-5)
Chris Collinsworth	2 (1-1)	46 (36-10)
Stephen Rogers	8 (6-2)	44 (37-7)
Craig Cusick	8 (6-2)	8 (6-2)
Josh Sharp	8 (6-2)	8 (6-2)
Damarcus Harrison	8 (6-2)	8 (6-2)
Nate Austin	8 (6-2)	8 (6-2)
Anson Winder	7 (6-1)	7 (6-1)

GAMES STARTED

	2011-12	CAREER
Noah Hartsock	8 (6-2)	74 (62-12)
Brandon Davies	8 (6-2)	35 (30-5)
Charles Abouo	8 (6-2)	34 (29-5)
Brock Zylstra	8 (6-2)	8 (6-2)
Stephen Rogers	2 (1-1)	2 (1-1)
Craig Cusick	2 (2-0)	2 (2-0)
Anson Winder	4 (3-1)	4 (3-1)



2011-12 SCORING BY HALF (BYU-OPPONENT)

	1ST HALF	(MARGIN)	FG %	2ND HALF	(MARGIN)	FG %	OT	(MARGIN)	FG %	FINAL	(MARGIN)	FG %
at Utah State	28-30	-2	50.0-47.6	34-39	-5	44.0-44.4	—	—	—	62-69	-7	46.8-45.8
BYU-Hawaii	40-17	+23	50.0-19.4	33-35	-2	47.8-40.5	—	—	—	73-52	+21	49.1-30.9
Longwood	35-29	+6	44.0-39.3	57-31	+26	63.6-42.9	—	—	—	92-60	+32	55.2-41.1
Prairie View A&M	34-25	+9	43.5-32.3	56-26	+30	67.9-26.3	—	—	—	90-51	+39	56.9-29.0
vs. Nevada	34-27	+7	46.7-34.5	42-28	+14	63.0-40.7	—	—	—	76-55	+21	54.4-37.5
vs. Wisconsin	32-34	-2	50.0-42.9	24-39	-15	36.0-60.0	—	—	—	56-73	-17	43.1-50.9
vs. Northern Arizona	44-21	+23	48.5-33.3	43-31	+12	54.5-41.4	—	—	—	87-52	+35	51.5-37.7
vs. Oregon	38-31	+7	37.8-41.7	41-34	+7	41.2-36.4	—	—	—	79-65	+14	39.4-38.6
Weber State												
at Utah												
Baylor												
Buffalo												
UC Santa Barbara												
Cal State San Marcos												
at Saint Mary's												
San Diego												
at Loyola Marymount												
San Francisco												
Santa Clara												
at San Diego												
Loyola Marymount												
at Pepperdine												
at Virginia Tech												
Saint Mary's												
Gonzaga												
at Portland												
Pepperdine												
at San Francisco												
at Santa Clara												
Gonzaga												
Portland												
SEASON TOTALS	35.6-26.8	+8.9	46.0-35.6	41.2-32.9	+8.4	52.6-40.6	—	—	—	76.9-59.6	+17.3	49.3-38.3

2011-12 OFFENSIVE TRENDS (BYU-OPPONENT)

	PTS/PAINT	(MARGIN)	PTS OFF T.O.	(MARGIN)	2ND CHANCE PTS	(MARGIN)	FASTBREAK PTS	(MARGIN)	BENCH PTS	(MARGIN)	BIG RUN	BIG LEAD
at Utah State	22-20	+2	15-21	-6	7-9	-2	0-0	0	6-11	-5	5-0/11-0	4/11
BYU-Hawaii	30-22	+8	15-4	+11	11-8	+3	6-0	+6	18-13	+5	13-0/5-0	26/NA
Longwood	26-12	+14	16-4	+12	25-3	+22	4-2	+2	44-16	+28	9-0/7-0	32/6
Prairie View A&M	30-24	+6	14-7	+7	12-10	+2	10-4	+6	41-19	+22	18-0/4-0	41/3
vs. Nevada	40-28	+12	22-10	+12	13-7	+6	16-2	+14	6-5	+1	16-0/9-0	24/2
vs. Wisconsin	30-24	+6	11-20	-9	12-9	+3	11-2	+9	19-23	-4	7-0/11-0	4/22
vs. Northern Arizona	28-26	+2	28-10	+18	10-2	+8	10-6	+4	27-24	+3	15-0/5-0	37/4
vs. Oregon	27-22	+5	17-9	+9	19-8	+11	6-0	+6	25-16	+9	13-0/8-0	21/8
Weber State												
at Utah												
Baylor												
Buffalo												
UC Santa Barbara												
Cal State San Marcos												
at Saint Mary's												
San Diego												
at Loyola Marymount												
San Francisco												
Santa Clara												
at San Diego												
Loyola Marymount												
at Pepperdine												
at Virginia Tech												
Saint Mary's												
Gonzaga												
at Portland												
Pepperdine												
at San Francisco												
at Santa Clara												
Gonzaga												
Portland												
SEASON TOTALS	233-178	+55	138-85	+53	109-56	+53	63-16	+47	186-216	-30		
TIMES LED, RECORD (W/L/T)	6-2/0-0/0-0		6-0/0-2/0-0		6-1/0-1/0-0		6-1/0-0/0-1		6-0/0-2/0-0			





2011-12 WCC STANDINGS (AS OF 12/5/11)

	WCC	Pct	Overall
Gonzaga	0-0	.000	5-1
Saint Mary's	0-0	.000	5-1
BYU	0-0	.000	6-2
Santa Clara	0-0	.000	5-2
San Francisco	0-0	.000	7-3
San Diego	0-0	.000	4-3
Pepperdine	0-0	.000	4-3
Loyola Marymount	0-0	.000	5-4
Portland	0-0	.000	3-5

2011-12 WCC PLAYERS OF THE WEEK

- Nov. 14 Ashley Hamilton, Loyola Marymount
- Nov. 21 Kevin Pangos, Gonzaga
- Nov. 28 Evan Roquemore, Santa Clara
- Dec. 5 Noah Hartssock, BYU

PRESEASON WCC MEDIA POLL

School (First-place votes)	Points
1. Gonzaga University (7)	63
2. Saint Mary's College (1)	56
3. Brigham Young University (1)	52
4. University of San Francisco	42
5. Santa Clara University	35
6. Loyola Marymount University	27
7. University of Portland	25
8. Pepperdine University	13
9. University of San Diego	11

PRESEASON ALL-WCC

Player	School	Yr.	Pos.
Brandon Davies	BYU	Jr.	F
Matthew Dellavedova	Saint Mary's	Jr.	G
Kevin Foster	Santa Clara	RS-Jr.	G
Rashad Green	San Francisco	Sr.	G
Elias Harris	Gonzaga	Jr.	F
Rob Jones	Saint Mary's	RS-Sr.	F
Nemanja Mitrovic	Portland	Sr.	G
Robert Sacre	Gonzaga	RS-Sr.	C
Drew Viney	Loyola Marymount	RS-Sr.	F
Michael Williams	San Francisco	Jr.	G

Note: Team listed alphabetically

Click/scan to view the WCC men's basketball page on WCCsports.com



TEAM

WCC STATS (12/5/11)	ALL	CONF
Scoring Offense	2nd	—
Scoring Defense	2nd	—
Scoring Margin	1st	—
FT Percentage	5th	—
FG Percentage	2nd	—
FG Percentage Defense	3rd	—
3FG Percentage	1st	—
3FG Percentage Defense	4th	—
3-Point FG Made	3rd	—
Rebounding Offense	2nd	—
Rebounding Defense	5th	—
Rebounding Margin	2nd	—
Blocked Shots	1st	—
Assists	1st	—
Steals	3rd	—
Turnover Margin	3rd	—
Assist/Turnover Ratio	2nd	—
Offensive Rebounds	8th	—
Defensive Rebounds	2nd	—
Defensive Reb Pct	5th	—
Offensive Reb Pct	5th	—

NCAA STATS (12/4/11)	RANK	ACTUAL
Won-Lost Percentage	58	75.0
Scoring Offense	57	76.9
Scoring Defense	47	59.6
Scoring Margin	20	17.3
Field-Goal Percentage	20	49.3
Field-Goal Pct Defense	43	38.3
3-Point Field Goals/Game	55	7.9
3-Point Field-Goal Pct	31	40.9
Three Pt FG Defense	174	32.9
Free-Throw Percentage	111	70.3
Rebound Margin	45	6.6
Assists Per Game	9	18.4
Assist Turnover Ratio	34	1.27
Blocked Shots Per Game	61	4.9
Steals Per Game	84	8.0
Turnovers Per Game	176	14.5
Turnover Margin	100	2.0
Personal Fouls Per Game	111	17.8

INDIVIDUAL

WCC (12/5/11)	TOP BYU PLAYER - ALL	TOP BYU PLAYER - CONF
Scoring	Noah Hartssock - 3rd	—
Rebounding	Charles Abouo - 5th	—
FG Percentage	Noah Hartssock - 4th	—
Assists	Anson Winder - 3rd	—
FT Percentage	Noah Hartssock - T9th	—
Steals	Charles Abouo - 8th	—
3FG Percentage	Charles Abouo - 4th	—
3FG Made/Game	Charles Abouo - 10th	—
Blocked Shots	Noah Hartssock - 1st	—
Assist/TO Ratio	Anson Winder - 1st	—
Offensive Rebounds	Charles Abouo - 9th	—
Defensive Rebounds	Charles Abouo - 5th	—
Minutes Played	Noah Hartssock - 7th	—

NCAA (12/4/11)	BYU PLAYER - RANK	ACTUAL
Points Per Game	Noah Hartssock - 116	16.9
Field Goal Percentage	Noah Hartssock - 34	57.8
Free Throw Percentage	Noah Hartssock - 159	81.3
	Brandon Davies - 221	78.6
Rebounds Per Game	Charles Abouo - 116	7.8
Assists Per Game	Anson Winder - 105	4.4
Blocked Shots Per Game	Noah Hartssock - 40	2.4
Assist Turnover Ratio	Anson Winder - 40	2.58

Click/scan to view the NCAA Division I Men's Basketball statistics



2011-12 NUMERICAL ROSTER

Click/scan to view the BYU men's basketball roster on BYUcougars.com



No.	Name	Pos.	Ht.	Wt.	Yr.	Hometown (Previous School)
0	Brandon Davies	F	6-9	235	Jr.	Provo, Utah (Provo HS)
1	Charles Abouo	G/F	6-5	215	Sr.	Abidjan, Cote d'Ivoire (Brewster Academy)
2	Craig Cusick	G	6-2	185	Jr.	Orem, Utah (Utah)
3	Austin Nelson	G	6-0	160	Fr.	Henderson, Nev. (Coronado HS)
5	Chris Collinsworth	F	6-9	235	So.	Provo, Utah (Provo HS)
10	Matt Carlino	G	6-2	175	Fr.	Scottsdale, Ariz. (Bloomington South HS)
12	Josh Sharp	F	6-7	185	Fr.	Highland, Utah (Utah)
13	Brock Zylstra	G/F	6-6	210	Jr.	La Verne, Calif. (Bonita HS)
14	Nick Martineau	G	6-0	170	Jr.	Fruit Heights, Utah (Davis HS)
15	Jaren Sweeney	G/F	6-5	190	Fr.	Mesa, Ariz. (Mountain View HS)
20	Anson Winder	G	6-3	195	Fr.	Las Vegas, Nev. (Bishop Gorman HS)
21	Stephen Rogers	F	6-8	195	Jr.	Mesa, Ariz. (Mesa CC)
24	Damarcus Harrison	G	6-5	190	Fr.	Greenwood, S.C. (Christ School)
33	Nate Austin	F/C	6-10	215	Fr.	Alpine, Utah (Lone Peak HS)
34	Noah Hartsock	F	6-8	230	Sr.	Bartlesville, Okla. (Bartlesville HS)
42	Ian Harward	F/C	6-10	215	Fr.	Orem, Utah (Orem HS)

Head Coach: Dave Rose, 7th year (Houston, 1983)

Assistant Coaches: Terry Nashif (BYU, 2005); Tim LaComb (Utah, 2006), Mark Pope (Kentucky, 1996)

Director of Basketball Operations: Mike Hall (BYU, 2005)

Team Trainer: Robert Ramos (BYU, 1995)

PRONUNCIATION GUIDE

CHARLES ABOUO a-BOO-oh	ANSON WINDER AN-son WINE-der
MATT CARLINO car-LEE-no	BROCK ZYLSTRA ZIL-stra
DAMARCUS HARRISON duh-MARCUS	TERRY NASHIF NASH-if
IAN HARWARD har-WORD	ROBERT RAMOS RAY-mus
NICK MARTINEAU MART-in-oh	

2011-12 SEASON / CAREER HIGHS				
#	PLAYER	POINTS	REBOUNDS	ASSISTS
0	DAVIES, Brandon Career:	25 vs. BYU-Hawaii same	9 vs. BYU-Hawaii, vs. Northern Arizona 15 vs. Colorado State (10-11)	4 vs. Longwood, vs. Nevada 6 at Air Force (10-11)
1	ABOUO, Charles Career:	22 vs. Nevada 25 vs. Wyoming (10-11)	16 vs. Longwood same	4 vs. Longwood, vs. Nevada 4, three times, last vs. Nevada (11-12)
2	CUSICK, Craig Career:	6 vs. BYU-Hawaii same	3 vs. BYU-Hawaii, vs. PVAMU same	4 vs. Wisconsin same
5	COLLINSWORTH, Chris Career:	— 15 vs. Chicago State	1 vs. BYU-Hawaii 11 at UNLV (07-08)	1 at Utah State 3 four times, last vs. Chicago State (10-11)
10	CARLINO, Matt Career:	— same	— same	— same
12	SHARP, Josh Career:	5 vs. BYU-Hawaii, vs. PVAMU same	6 vs. BYU-Hawaii, vs. PVAMU same	3 vs. Longwood same
13	ZYLSTRA, Brock Career:	23 vs. Northern Arizona same	6 vs. BYU-Hawaii same	3 at Utah State, vs. Oregon same
14	MARTINEAU, Nick Career:	3 vs. Longwood 6 vs. Loyola Marymount (07-08)	2 vs. PVAMU 2, four times, last vs. Hawaii (10-11)	2 vs. PVAMU 4 vs. Loyola Marymount (07-08)
20	WINDER, Anson Career:	11 vs. PVAMU same	4 vs. Nevada same	9 vs. Northern Arizona same
21	ROGERS, Stephen Career:	18 vs. PVAMU same	6 vs. Northern Arizona 8 vs. UNLV (10-11)	3 at Utah State, vs. Longwood, vs. NAU same
24	HARRISON, Damarcus Career:	11 vs. Longwood same	2 vs. BYU-Hawaii, vs. Nevada same	2 vs. BYU-Hawaii, vs. PVAMU same
33	AUSTIN, Nate Career:	11 vs. Northern Arizona same	6 vs. Oregon same	1 vs. Longwood, vs. Northern Arizona same
34	HARTSOCK, Noah Career:	23 vs. Oregon same	12 vs. Oregon 13 vs. Vermont (10-11)	5 vs. BYU-Hawaii 6 vs. Eastern New Mexico (09-10)



CAREER HIGHLIGHTS

- 165-47 overall record for a BYU record .778 winning percentage
- With 159 victories in his first six seasons is tied for third all-time for best career starts (through six seasons) by wins in NCAA history and second in BYU history for career victories
- Four Mountain West Conference regular season titles, a BYU and MWC record
- Three-time MWC Coach of the Year (2006, 2007, 2011)
- Two-time USBWA District VIII Coach of the Year (2006, 2011)
- Honorable Mention for National Coach of the Year by Scout.com (2006)
- Five-consecutive trips to the NCAA Tournament, a BYU record
- Five-consecutive 25-win seasons, a BYU record
- Holds top two spots for wins in a season in BYU history with 32 in 2010-11 and 30 in 2009-10
- Took BYU to the Sweet 16 in 2011 for the first time since 1981
- Coached Jimmer Fredette, the 2011 Consensus National Player of the Year (received the Wooden Award, Naismith Trophy, Oscar Robertson Trophy and other national awards)
- Naismith Coach of the Year Finalist in 2011
- Finalist for the Clair Bee Award in 2010

COACHING EXPERIENCE

- BYU Head Coach (2005-present)
- BYU Associate Head Coach (2000-2005)
- BYU Assistant Coach (1997-2000)
- Dixie State Head Coach (1990-1997)
- Dixie State Assistant Coach (1987-1990)
- Assistant coach at Pine View High School (1986-87)
- Head coach at Millard High School (1983-86)

SERVICE

- NABC Game Pillar Award for Service in 2008
- 63rd recipient of the Dale Rex Memorial Award
- Honorary Chair of the Children with Cancer Christmas Foundation
- Was the first coach in the state of Utah to participate in the American Cancer Society's nationwide Coaches vs. Cancer campaign
- Lobbied before Congress for more funding for cancer research in September 2010

EDUCATION

- Houston (1983, B.A.)

PLAYING CAREER

- Played baseball and basketball at Dixie State College
- Played for Houston from 1980-83 (played in 1980-81 and 82-82, redshirted in 1981-82)
- Co-Captain on the famous "Phi-Slamma Jamma" team that featured Hakeem Olajuwon and Clyde Drexler
- Helped Houston achieve a No. 1 ranking and reach the national championship game in 1983

MISSION

- Manchester England (1977-79)

PERSONAL/FAMILY

- Wife: Cheryl
- Children: Daughter Chanell and husband Brock Reichner, son Garrett and wife Brooke, daughter Taylor
- Dave and Cheryl Rose have five grandchildren



Click/scan to view Dave Rose's profile on BYUcougars.com



ROSE DIVISION I COACHING LEDGER					
SCHOOL	SEASON	OVERALL	MWC/WCC	MWC TOURNEY	NCAA/NIT
BYU	2005-06	20-9	12-4	0-1	0-1 NIT
BYU	2006-07	25-9	13-3	2-1	0-1 NCAA
BYU	2007-08	27-8	14-2	2-1	0-1 NCAA
BYU	2008-09	25-8	12-4	1-1	0-1 NCAA
BYU	2009-10	30-6	13-3	1-1	1-1 NCAA
BYU	2010-11	32-5	14-2	2-1	2-1 NCAA
BYU	2011-12	6-2	—	—	—
TOTAL		165-47 (.778)	78-18 (.813)	8-6 (.571)	3-6





DAVIES NOTES

Last time Out

- Had 6 points, 5 rebounds, 2 assists and 1 block vs. Oregon

In 2011-12

- Has started all eight games and scored in double figures five times
- Set career-high with 25 points vs. BYU-Hawaii
- Averages 11.5 points, 5.9 rebounds, 2.6 assists and 1.0 steals
- 49.3 percent FG shooting
- Named to the All-WCC Preseason team

Other

- Mother is Linda Kathleen Davies and has one brother and one sister
- Also recruited by Utah, Gonzaga, Utah State, Cal Berkeley, Washington State, Penn State and Santa Clara
- Played for Craig Drury at Provo High School where he helped lead the Bulldogs to state titles as a sophomore and junior and a second-place finish as a senior
- Named first-team all-state by the Salt Lake Tribune and Deseret News and to the Long Beach Press-Telegram Best in the West Second Team as a senior
- Averaged 14.0 points and 6.0 rebounds while leading Provo to a 17-1 record, including 10-0 in region play as a senior

Click/scan for Davies' bio on BYUcougars.com



0 — BRANDON DAVIES

6-9 • 235 • Junior • Forward
Provo, Utah (Provo HS)

11-12 SEASON HIGHS

Points: 25, BYU-Hawaii – 11/15/11
 Points 1st half: 14, BYU-Hawaii – 11/15/11
 Points 2nd half: 13 at Utah State – 11/11/11
 Rebounds: 9, twice, last, vs. Northern Arizona – 11/30/11
 Assists: 4, Longwood – 11/18/11, vs. Nevada – 11/25/11
 Steals: 3 vs. Wisconsin – 11/26/11
 Blocks: 2 vs. BYU-Hawaii – 11/15/11, vs. PVAMU – 11/22/11
 FG made: 10, BYU-Hawaii – 11/15/11
 FG attempts: 13, BYU-Hawaii – 11/15/11
 3FG made: —
 3FG attempts: —
 FT made: 5, three times, last, vs. PVAMU – 11/22/11
 FT attempts: 9 at Utah State – 11/11/11

2011-12 GAME-BY-GAME

Opponent	Date	GS	Min	FG	FGA	Pct	3FG	FGA	Pct	FT	FTA	Pct	Off	Def	TR	Avg	PF	FO	A	TO	Blk	Stl	Pts	Avg	
at Utah State	11/11/11	*	24	4	10	.400	0	0	.000	5	9	.556	2	3	5	5.0	3	0	1	3	1	2	13	13.0	
BYU-HAWAII	11/15/11	*	28	10	13	.769	0	0	.000	5	6	.833	3	6	9	7.0	3	0	3	5	2	1	25	19.0	
LONGWOOD	11/18/11	*	20	1	3	.333	0	0	.000	0	0	.000	2	2	4	6.0	3	0	4	5	0	0	2	13.3	
PRAIRIE VIEW A&M	11/22/11	*	26	4	8	.500	0	0	.000	5	6	.833	3	5	8	6.5	3	0	3	4	2	1	13	13.3	
vs Nevada	11/25/11	*	25	4	8	.500	0	0	.000	2	2	1.000	0	3	3	5.8	5	1	4	0	1	0	10	12.6	
vs Wisconsin	11/26/11	*	30	4	10	.400	0	0	.000	1	1	1.000	0	4	4	5.5	2	0	1	4	0	3	9	12.0	
vs Northern Arizona	11/30/11	*	28	6	9	.667	0	0	.000	2	2	1.000	2	7	9	6.0	1	0	3	0	0	1	14	12.3	
vs Oregon	12/03/11	*	20	2	10	.200	0	0	.000	2	2	1.000	1	4	5	5.9	5	1	2	1	1	0	6	11.5	
Totals			8	201	35	71	.493	0	0	.000	22	28	.786	13	34	47	5.9	25	2	21	22	7	8	92	11.5

CAREER HIGHS

Points: 25, BYU-Hawaii – 11/15/11
 Rebounds: 15, Colorado State – 02/23/11
 Assists: 6, at Air Force – 02/09/11
 Steals: 3, Utah – 02/12/11, vs. Wisconsin – 11/26/11
 Blocks: 3, UNLV – 02/05/11 ; at AFA – 1/13/10 ; MNSU – 11/23/10
 FG made: 10, BYU-Hawaii – 11/15/11
 FG attempts: 15, at Wyoming Cowboys – 02/02/11
 3FG attempts: 1, Utah – 01/30/10
 FT made: 12, Colorado State – 02/23/11
 FT attempts: 16, Colorado State – 02/23/11

MISCELLANEOUS

	11-12	Career
Double-Figure Pts:	5 (4-1)	31 (28-3)
20-plus Pts:	1 (1-0)	4 (4-0)
Double-Figure Reb:	0 (0-0)	4 (4-0)
Double-Doubles:	0 (0-0)	4 (4-0)
3-plus Steals:	1 (0-1)	2 (1-1)
3-plus Blocks:	0 (0-0)	3 (3-0)
3-plus 3-point FGs:	0 (0-0)	0 (0-0)
Scoring Leader:	1 (1-0)	2 (2-0)
Rebound Leader:	3 (3-0)	17 (15-2)
Assist Leader:	1 (1-0)	3 (3-0)

CAREER STATISTICS (ALL GAMES)

Year	GP	GS	Min	Avg	FG	FGA	Pct	3FG	FGA	Pct	FT	FTA	Pct	Off	Def	TR	Avg	PF	FO	A	TO	Blk	Stl	Pts	Avg
2009-10	35	1	474	13.5	69	128	.539	0	1	.000	50	88	.568	30	74	104	3.0	91	1	9	47	14	13	188	5.4
2010-11	29	26	721	24.9	115	219	.525	0	0	.000	93	138	.674	63	117	180	6.2	90	4	43	44	27	20	323	11.1
2011-12	8	8	201	25.1	35	71	.493	0	0	.000	22	28	.786	13	34	47	5.9	25	2	21	22	7	8	92	11.5
TOTAL	72	35	1396	19.4	219	418	.524	0	1	.000	165	254	.650	106	225	331	4.6	206	7	73	113	48	41	603	8.4

CAREER STATISTICS (CONFERENCE GAMES)

Year	GP	GS	Min	Avg	FG	FGA	Pct	3FG	FGA	Pct	FT	FTA	Pct	Off	Def	TR	Avg	PF	FO	A	TO	Blk	Stl	Pts	Avg
2009-10	15	0	187	12.5	29	63	.460	0	1	.000	22	41	.537	13	35	48	3.2	35	0	3	21	5	6	80	5.3
2010-11	14	14	395	28.2	54	111	.486	0	0	.000	51	74	.689	30	72	102	7.3	46	2	29	25	16	13	159	11.4
TOTAL	29	14	582	20.1	83	174	.477	0	1	.000	73	115	.635	43	107	150	5.2	81	2	32	46	21	19	239	8.2





1 — CHARLES ABOUO
 6-5 • 215 • Senior • Guard/Forward
 Abidjan, Cote d'Ivoire (Brewster Academy)

ABOOU NOTES

Last time Out

- Posted 8 points, 12 rebounds, 3 assists and 1 steal vs. Oregon

In 2011-12

- Has started all eight games and scored in double figures four times
- Averages 12.1 points, 7.8 rebounds, 2.9 assists and 1.3 steals
- Posted 19 points on 6 of 9 shooting and added a career-best 16 rebounds, 4 assists and 2 blocks against Longwood
- Scored a season-high 22 points, tied a career high with 4 3s and added 8 boards, 4 assists and 3 steals against Nevada
- 47.0 percent FG shooting and 51.9 percent 3-point FG shooting

Other

- Parents are Ernest and Yvonne Abouo
- Played for the Utah Pump and Run AAU team with BYU players Chris Collinsworth and Nick Martineau
- Also recruited by San Diego State, Wichita State, Utah State, Loyola, Montana, Tulsa and Virginia Commonwealth
- Played for the Cote d'Ivoire Senior National Team during the summers of 2009 and 2010
- Played in the 2010 World Championships in Turkey with the Cote d'Ivoire National Team.
- Helped Brewster Academy (Wolfeboro, N.H.) set a school record with a 31-4 overall record in 2007-08

Click scan for Abouo's bio on BYUcougars.com



11-12 SEASON HIGHS

Points: 22, vs Nevada -- 11/25/11
 Points 1st half: 7, three times, last, vs. NAU -- 11/30/11
 Points 2nd half: 16 vs Nevada -- 11/25/11
 Rebounds: 16, Longwood -- 11/18/11
 Assists: 4, Longwood -- 11/18/11, vs. Nevada -- 11/25/11
 Steals: 3, BYU-Hawaii -- 11/15/11, vs. Nevada -- 11/25/11
 Blocks: 2 Longwood -- 11/18/11
 FG made: 8 vs. Nevada -- 11/25/11
 FG attempts: 15, vs. Oregon -- 12/3/11
 3FG made: 4 vs. Nevada -- 11/25/11
 3FG attempts: 6, vs. Oregon -- 12/3/11
 FT made: 5 at Utah State -- 11/11/11, Longwood -- 11/18/11
 FT attempts: 8 Longwood -- 11/18/11

2011-12 GAME-BY-GAME

Opponent	Date	GS	Min	FG	FGA	Pct	3FG	FGA	Pct	FT	FTA	Pct	Off	Def	TR	Avg	PF	FO	A	TO	Blk	Stl	Pts	Avg
at Utah State	11/11/11	*	36	4	6	.667	3	5	.600	5	7	.714	3	3	6	6.0	4	0	3	3	0	0	16	16.0
BYU-HAWAII	11/15/11	*	20	1	4	.250	0	0	.000	2	5	.400	0	6	6	6.0	4	0	3	4	0	3	4	10.0
LONGWOOD	11/18/11	*	27	6	9	.667	2	3	.667	5	8	.625	5	11	16	9.3	0	0	4	1	2	0	19	13.0
PRAIRIE VIEW A&M	11/22/11	*	24	4	6	.667	2	3	.667	3	5	.600	2	5	7	8.8	0	0	3	1	0	2	13	13.0
vs Nevada	11/25/11	*	38	8	12	.667	4	5	.800	2	2	1.000	2	6	8	8.6	2	0	4	5	0	3	22	14.8
vs Wisconsin	11/26/11	*	34	2	6	.333	0	2	.000	2	2	1.000	1	3	4	7.8	3	0	2	4	1	0	6	13.3
vs Northern Arizona	11/30/11	*	14	3	8	.375	1	3	.333	2	2	1.000	0	3	3	7.1	2	0	1	2	0	1	9	12.7
vs Oregon	12/03/11	*	31	3	15	.200	2	6	.333	0	0	.000	5	7	12	7.8	2	0	3	1	0	1	8	12.1
Totals			8	224	31	.66	14	27	.519	21	31	.677	18	44	62	7.8	17	0	23	21	3	10	97	12.1

CAREER HIGHS


Points: 25, Wyoming -- 03/05/11
 Rebounds: 16, Longwood -- 11/18/11
 Assists: 4, three times
 Steals: 3, three times
 Blocks: 2, Colorado State -- 02/23/11; Longwood -- 11/18/11
 FG made: 9, Wyoming -- 03/05/11
 FG attempts: 15, vs. Oregon -- 12/3/11
 3FG made: 4, at SDSU -- 02/26/11; vs Nevada -- 11-25-11
 3FG attempts: 6, Utah State -- 11/17/10, vs. Oregon -- 12/3/11
 FT made: 7, vs Arizona -- 12/11/10
 FT attempts: 10, vs Arizona -- 12/11/10

MISCELLANEOUS

	10-11	Career
Double-Figure Pts:	4 (3-1)	18 (16-2)
20-plus Pts:	0 (0-0)	3 (3-0)
Double-Figure Reb:	2 (2-0)	4 (4-0)
Double-Doubles:	1 (1-0)	2 (2-0)
3-plus Steals:	2 (2-0)	3 (3-0)
3-plus Blocks:	0 (0-0)	0 (0-0)
3-plus 3-point FGs:	2 (1-1)	4 (3-1)
Scoring Leader:	2 (2-0)	2 (2-0)
Rebound Leader:	3 (2-1)	12 (11-1)
Assist Leader:	1 (1-0)	2 (2-0)

CAREER STATISTICS (ALL GAMES)																									
Year	GP	GS	Min	Avg	FG	FGA	Pct	3FG	FGA	Pct	FT	FTA	Pct	Off	Def	TR	Avg	PF	FO	A	TO	Blk	Stl	Pts	Avg
2008-09	33	1	354	10.7	30	75	.400	9	21	.429	27	42	.643	13	49	62	1.9	33	1	13	22	3	9	96	2.9
2009-10	36	2	464	12.9	57	122	.467	11	27	.407	39	55	.709	40	70	110	3.1	56	1	31	29	9	19	164	4.6
2010-11	37	22	772	20.9	88	212	.415	24	83	.289	68	90	.756	52	127	179	4.8	83	2	30	40	11	29	268	7.2
2011-12	8	8	224	28.0	31	66	.470	14	27	.519	21	31	.677	18	44	62	7.8	17	0	23	21	3	10	97	12.1
TOTAL	114	33	1814	15.9	206	475	.434	58	158	.367	155	218	.711	123	290	413	3.6	189	4	97	112	26	67	625	5.5
CAREER STATISTICS (CONFERENCE GAMES)																									
Year	GP	GS	Min	Avg	FG	FGA	Pct	3FG	FGA	Pct	FT	FTA	Pct	Off	Def	TR	Avg	PF	FO	A	TO	Blk	Stl	Pts	Avg
2008-09	16	1	137	8.6	14	34	.412	5	10	.500	5	11	.455	4	16	20	1.3	14	0	3	7	1	2	38	2.4
2009-10	16	0	220	13.8	31	61	.508	5	13	.385	14	19	.737	21	38	59	3.7	25	0	17	10	5	10	81	5.1
2010-11	16	7	333	20.8	46	96	.479	14	36	.389	29	40	.725	19	49	68	4.3	40	0	8	13	5	15	135	8.4
TOTAL	48	8	690	14.4	91	191	.476	24	59	.407	48	70	.686	44	103	147	3.1	79	0	28	30	11	27	254	5.3





2 — CRAIG CUSICK
6-2 • 185 • Junior • Guard
Orem, Utah (Utah)

CUSICK NOTES

Last time Out

- Grabbed 1 rebound in 3 minutes vs. Oregon

In 2011-12

- Has played in every game of the season and started two
- Averages 2.3 points, 1.4 rebounds and 1.3 assists
- Career-high 4 assists vs. Wisconsin
- Hit first 3-pointer of career vs. BYU-Hawaii
- Against Longwood made his first career start and posted 3 points, 2 rebounds and 1 assist

Other

- A member of the BYU practice squad in 2010-11
- Parents are Randy and Debbie Cusick
- Named first-team all-state by the Salt Lake Tribune as a junior and senior
- Named first-team all-state by the Deseret News as a senior and second team as a junior
- Leading scorer in 4A and 5A in 2005-06
- Averaged 22 points, 6.5 rebounds and 5 assists per game as a senior
- Orem High School's all-time leading scorer
- Led Orem to the state tournament semifinals in 2005 and 2006

Click/scan for Cusick's bio on BYUcougars.com



11-12 SEASON/CAREER HIGHS

Points: 6, BYU-Hawaii -- 11/15/11
 Points 1st half: 5, BYU-Hawaii -- 11/15/11
 Points 2nd half: 3, PVAMU -- 11/22/11
 Rebounds: 3, BYU-Hawaii -- 11/15/11 ; PVAMU-- 11/22/11
 Assists: 4, vs. Wisconsin -- 11/26/11
 Steals: 1, five times, last, vs. Northern Arizona -- 11/30/11
 Blocks: —
 FG made: 2, BYU-Hawaii -- 11/15/11
 FG attempts: 5, BYU-Hawaii -- 11/15/11
 3FG made: 1, three times
 3FG attempts: 4, BYU-Hawaii -- 11/15/11
 FT made: 2, at Utah State -- 11/11/11
 FT attempts: 2, at Utah State -- 11/11/11 ; BYUH -- 11/15/11

2011-12 GAME-BY-GAME

Opponent	Date	GS	Min	FG	FGA	Pct	3FG	FGA	Pct	FT	FTA	Pct	Off	Def	TR	Avg	Pf	FO	A	TO	Blk	Stl	Pts	Avg	
at Utah State	11/11/11	9	0	0	.000	0	0	.000	2	2	1.000	0	0	0	0.0	1	0	1	0	0	0	1	2	2.0	
BYU-HAWAII	11/15/11	23	2	5	.400	1	4	.250	1	2	.500	0	3	3	1.5	1	0	0	0	0	0	1	6	4.0	
LONGWOOD	11/18/11	* 16	1	3	.333	1	3	.333	0	0	.000	0	2	2	1.7	3	0	1	0	0	0	3	3.7		
PRAIRIE VIEW A&M	11/22/11	* 19	1	2	.500	1	2	.500	0	0	.000	0	3	3	2.0	0	2	0	0	0	0	3	3.5		
vs Nevada	11/25/11	2	0	0	.000	0	0	.000	0	1	.000	0	0	0	1.6	0	0	0	0	0	0	1	0	2.8	
vs Wisconsin	11/26/11	20	1	1	1.000	0	0	.000	0	0	.000	1	0	1	1.5	3	0	4	1	0	1	2	2.7		
vs Northern Arizona	11/30/11	13	1	3	.333	0	2	.000	0	0	.000	0	1	1	1.4	0	2	2	0	1	2	2	2.6		
vs Oregon	12/03/11	3	0	0	.000	0	0	.000	0	0	.000	0	1	1	1.4	0	0	0	0	0	0	0	0	2.3	
Totals			2	105	6	14	.429	3	11	.273	3	5	.600	1	10	11	1.4	8	0	10	3	0	5	18	2.3

MISCELLANEOUS

	11-12	Career
Double-Figure Pts:	0 (0-0)	0 (0-0)
20-plus Pts:	0 (0-0)	0 (0-0)
Double-Figure Reb:	0 (0-0)	0 (0-0)
Double-Doubles:	0 (0-0)	0 (0-0)
3-plus Steals:	0 (0-0)	0 (0-0)
3-plus Blocks:	0 (0-0)	0 (0-0)
3-plus 3-point FGs:	0 (0-0)	0 (0-0)
Scoring Leader:	0 (0-0)	0 (0-0)
Rebound Leader:	0 (0-0)	0 (0-0)
Assist Leader:	1 (0-1)	1 (0-1)

Year	GP	GS	Min	Avg	FG	FGA	Pct	3FG	FGA	Pct	FT	FTA	Pct	Off	Def	TR	Avg	Pf	FO	A	TO	Blk	Stl	Pts	Avg
2011-12	8	2	105	13.1	6	14	.429	3	11	.273	3	5	.600	1	10	11	1.4	8	0	10	3	0	5	18	2.3
TOTAL	8	2	105	13.1	6	14	.429	3	11	.273	3	5	.600	1	10	11	1.4	8	0	10	3	0	5	18	2.3





COLLINSWORTH NOTES

Click/scan for Collinsworth's bio on BYUcougars.com



Last time Out

- Did not play vs. Oregon

In 2011-12

- Played in first two games of 2011-12 season
- Has missed the last six games because of a sore knee

Other

- Parents are Jeff and Alisa and has two sisters and two brothers, brother Kyle played as a freshman for BYU in 2010-11 and is currently serving a mission in Russia
- Served a mission for The Church of Jesus Christ of Latter-day Saints in Australia
- Named the 2007 Gatorade Utah Boys' Basketball Player of the Year and helped Provo win the state title with 27 points in the title game
- As a senior was first-team all-state and received Deseret News 4A and All-Valley MVP honors
- Averaged 16.6 points and 12 rebounds per game despite playing most of the season with a fracture in his right index finger
- Averaged 14.1 points, 6.5 rebounds and 3.3 assists per game to go along with 38 steals and 28 blocks as a junior

5 — CHRIS COLLINSWORTH

6-9 • 235 • Sophomore • Forward
Provo, Utah (Provo HS)

11-12 SEASON HIGHS

Points: —
Points 1st half: —
Points 2nd half: —
Rebounds: 1, BYU-Hawaii – 11/15/11
Assists: 1 at Utah State – 11/11/11
Steals: —
Blocks: 1, BYU-Hawaii – 11/15/11
FG made: —
FG attempts: 1 at Utah State – 11/11/11
3FG made: —
3FG attempts: 1 at Utah State – 11/11/11
FT made: —
FT attempts: —

2011-12 GAME-BY-GAME

Opponent	Date	GS	Min	FG	FGA	Pct	3FG	FGA	Pct	FT	FTA	Pct	Off	Def	TR	Avg	PF	FO	A	TO	Blk	Stl	Pts	Avg
at Utah State	11/11/11	5	0	1	.000	0	1	.000	0	0	0	.000	0	0	0	0.0	3	0	1	2	0	0	0	0.0
BYU-HAWAII	11/15/11	7	0	1	.000	0	0	.000	0	0	0	.000	0	1	1	0.5	0	0	1	1	1	0	0	0.0
LONGWOOD	11/18/11	DNP																						
PRAIRIE VIEW A&M	11/22/11	DNP																						
vs. Nevada	11/25/11	DNP																						
vs. Wisconsin	11/26/11	DNP																						
vs. Northern Arizona	11/30/11	DNP																						
vs. Oregon	12/3/11	DNP																						
Totals		0	12	0	2	.000	0	1	.000	0	0	.000	0	1	1	0.5	3	0	1	3	1	0	0	0.0

CAREER HIGHS

Points: 15, Chicago State – 11/20/10
Rebounds: 11, at UNLV – 01/15/08
Assists: 3, 4 times
Steals: 2, twice, last vs. Chicago State – 11/20/10
Blocks: 2, 3 times, last vs Colorado State – 03/13/08
FG made: 5, Chicago State – 11/20/10
FG attempts: 8, Chicago State – 11/20/10
3FG made: 1, 7 times
3FG attempts: 3, 4 times
FT made: 7, at Weber State – 12/21/10
FT attempts: 8, at Weber State – 12/21/10

MISCELLANEOUS

	10-11	Career
Double-Figure Pts:	0 (0-0)	4 (4-0)
20-plus Pts:	0 (0-0)	0 (0-0)
Double-Figure Reb:	0 (0-0)	3 (2-1)
Double-Doubles:	0 (0-0)	1 (1-0)
3-plus Steals:	0 (0-0)	0 (0-0)
3-plus Blocks:	0 (0-0)	0 (0-0)
3-plus 3-point FGs:	0 (0-0)	1 (1-0)
Scoring Leader:	0 (0-0)	0 (0-0)
Rebound Leader:	0 (0-0)	11 (8-3)
Assist Leader:	0 (0-0)	1 (0-1)


CAREER STATISTICS (ALL GAMES)

Year	GP	GS	Min	Avg	FG	FGA	Pct	3FG	FGA	Pct	FT	FTA	Pct	Off	Def	TR	Avg	PF	FO	A	TO	Blk	Stl	Pts	Avg
2007-08	35	6	557	15.9	42	112	.375	6	33	.182	22	51	.431	47	122	169	4.8	53	0	19	32	14	9	112	3.2
2010-11	9	4	147	16.3	16	39	.410	1	8	.125	20	27	.741	16	34	50	5.6	16	1	12	8	0	4	53	5.9
2011-12	2	0	12	6.0	0	2	.000	0	1	.000	0	0	.000	0	1	1	0.5	3	0	1	3	1	0	0	0.0
TOTAL	46	10	716	15.6	58	153	.379	7	42	.167	42	78	.538	63	157	220	4.8	72	1	32	43	15	13	165	3.6

CAREER STATISTICS (CONFERENCE GAMES)

Year	GP	GS	Min	Avg	FG	FGA	Pct	3FG	FGA	Pct	FT	FTA	Pct	Off	Def	TR	Avg	PF	FO	A	TO	Blk	Stl	Pts	Avg
2007-08	16	1	242	15.1	20	57	.351	3	15	.200	7	20	.350	23	61	84	5.3	19	0	6	9	5	4	50	3.1
TOTAL	16	1	242	15.1	20	57	.351	3	15	.200	7	20	.350	23	61	84	5.3	19	0	6	9	5	4	50	3.1





10 — MATT CARLINO
 6-2 • 175 • Freshman • Guard
 Scottsdale, Ariz. (Bloomington South HS)

CARLINO NOTES

Last time Out

- Did not play vs. Oregon

In 2011-12

- Will be eligible to play on Dec. 17 vs. Baylor

Other

- Redshirted at BYU in 2010-11 after transferring from UCLA
- Parents are Mark and Brett Carlino
- Has one younger sister, Cate, and one younger brother, Jack
- Father, Mark, played basketball at Arizona State and uncle Brock Brunkhorst played basketball at Arizona
- Lists former Utah Jazz great, John Stockton, and New York Yankees' closer Mariano Rivera as his sports heroes
- Led Bloomington South to a 23-1 record while averaging 13.4 points, 5.9 rebounds and 4.3 assists per game
- Led Bloomington South to the 4A State Regional Finals and a No. 1 ranking for much of the season
- Named to Indiana Junior All-Star Team and to All-Conference Indiana Team
- As a sophomore led Highland to a 29-4 record and a trip to the state championship game while averaging 19.7 points, 6.2 rebounds, 5.5 assists and 2.7 steals per game
- As a freshman led Highland to a 24-6 record while averaging 16.2 points, 6.8 rebounds, 5.6 assists and 1.9 steals per game

Click/scan for Carlino's bio on BYUcougars.com



11-12 SEASON/CAREER HIGHS

- Points: —
- Points 1st half: —
- Points 2nd half: —
- Rebounds: —
- Assists: —
- Steals: —
- Blocks: —
- FG made: —
- FG attempts: —
- 3FG made: —
- 3FG attempts: —
- FT made: —
- FT attempts: —

2011-12 GAME-BY-GAME


Opponent	Date	GS	Min	FG	FGA	Pct	3FG	FGA	Pct	FT	FTA	Pct	Off	Def	TR	Avg	PF	FO	A	TO	Blk	Stl	Pts	Avg
at Utah State	11/11/11		DNP																					
BYU-HAWAII	11/15/11		DNP																					
LONGWOOD	11/18/11		DNP																					
PRAIRIE VIEW A&M	11/22/11		DNP																					
vs. Nevada	11/25/11		DNP																					
vs. Wisconsin	11/26/11		DNP																					
vs. Northern Arizona	11/30/11		DNP																					
vs. Oregon	12/3/11		DNP																					

MISCELLANEOUS

	11-12	Career
Double-Figure Pts:	0 (0-0)	0 (0-0)
20-plus Pts:	0 (0-0)	0 (0-0)
Double-Figure Reb:	0 (0-0)	0 (0-0)
Double-Doubles:	0 (0-0)	0 (0-0)
3-plus Steals:	0 (0-0)	0 (0-0)
3-plus Blocks:	0 (0-0)	0 (0-0)
3-plus 3-point FGs:	0 (0-0)	0 (0-0)
Scoring Leader:	0 (0-0)	0 (0-0)
Rebound Leader:	0 (0-0)	0 (0-0)
Assist Leader:	0 (0-0)	0 (0-0)

CAREER STATISTICS (ALL GAMES)																									
Year	GP	GS	Min	Avg	FG	FGA	Pct	3FG	FGA	Pct	FT	FTA	Pct	Off	Def	TR	Avg	PF	FO	A	TO	Blk	Stl	Pts	Avg
2011-12																									
TOTAL																									





12 — JOSH SHARP
 6-7 • 185 • Freshman • Forward
 Highland, Utah (Utah)

SHARP NOTES

Last time Out

- Played 2 minutes vs. Oregon

In 2011-12

- Has played in every game of 2011-12 season
- Has had at least 1 offensive rebound in six of eight games this year
- Averages 1.9 points and 2.9 rebounds
- Knocked down first career 3-pointer vs. Prairie View A&M
- 50.0 percent FG shooting

Other

- Parents are Joe and Debbie Sharp
- Served a mission for The Church of Jesus Christ of Latter-day Saints in Houston
- Played for Quincy Lewis at Lone Peak High School
- Helped the Knights to back-to-back state titles in 2007-08
- Named first-team all-state by the Deseret News and Salt Lake Tribune
- A team captain as a senior
- Averaged 13.5 points and 6.3 rebounds as a senior
- Redshirted the 2008-09 season at Utah

Click/scan for Sharp's bio on BYUcougars.com



11-12 SEASON/CAREER HIGHS

Points: 5, BYU-Hawaii -- 11/15/11
 Points 1st half: 2 at Utah State -- 11/11/11
 Points 2nd half: 5, BYU-Hawaii -- 11/15/11; PVAMU -- 11/22/11
 Rebounds: 6, BYU-Hawaii -- 11/15/11; PVAMU -- 11/22/11
 Assists: 3, Longwood -- 11/18/11
 Steals: 1, BYU-Hawaii -- 11/15/11
 Blocks: —
 FG made: 2, BYU-Hawaii -- 11/15/11 ; PVAMU -- 11/22/11
 FG attempts: 4, at Utah State -- 11/11/11
 3FG made: 1, Prairie View A&M -- 11/22/11
 3FG attempts: 1, Prairie View A&M -- 11/22/11
 FT made: 1, BYU-Hawaii -- 11/15/11 ; Longwood -- 11/18/11
 FT attempts: 3, BYU-Hawaii -- 11/15/11

2011-12 GAME-BY-GAME

Opponent	Date	GS	Min	FG	FGA	Pct	3FG	FGA	Pct	FT	FTA	Pct	Off	Def	TR	Avg	PF	FO	A	TO	Blk	Stl	Pts	Avg
at Utah State	11/11/11	15	1	4	.250	0	0	.000	0	0	.000	0	0	2	4	4.0	2	0	0	0	0	0	2	2.0
BYU-HAWAII	11/15/11	12	2	3	.667	0	0	.000	1	3	.333	2	4	6	5.0	2	0	1	0	0	1	5	3.5	
LONGWOOD	11/18/11	17	0	1	.000	0	0	.000	1	2	.500	1	3	4	4.7	3	0	3	1	0	0	1	2.7	
PRAIRIE VIEW A&M	11/22/11	22	2	2	1.000	1	1	1.000	0	0	.000	1	5	6	5.0	2	0	1	1	0	0	5	3.3	
vs Nevada	11/25/11	10	0	0	.000	0	0	.000	0	0	.000	0	1	1	4.2	1	0	0	2	0	0	0	2.6	
vs Wisconsin	11/26/11	1	0	0	.000	0	0	.000	0	0	.000	1	0	1	3.7	0	0	0	0	0	0	0	2.2	
vs Northern Arizona	11/30/11	16	1	2	.500	0	1	.000	0	0	.000	1	0	1	3.3	3	0	2	3	0	0	2	2.1	
vs Oregon	12/03/11	2	0	0	.000	0	0	.000	0	0	.000	0	0	0	2.9	1	0	0	1	0	0	0	1.9	
Totals			0	95	6	12	.500	1	2	.500	2	5	.400	8	15	23	2.9	14	0	7	8	0	15	1.9

MISCELLANEOUS

	11-12	Career
Double-Figure Pts:	0 (0-0)	0 (0-0)
20-plus Pts:	0 (0-0)	0 (0-0)
Double-Figure Reb:	0 (0-0)	0 (0-0)
Double-Doubles:	0 (0-0)	0 (0-0)
3-plus Steals:	0 (0-0)	0 (0-0)
3-plus Blocks:	0 (0-0)	0 (0-0)
3-plus 3-point FGs:	0 (0-0)	0 (0-0)
Scoring Leader:	0 (0-0)	0 (0-0)
Rebound Leader:	0 (0-0)	0 (0-0)
Assist Leader:	0 (0-0)	0 (0-0)

Year	GP	GS	Min	Avg	FG	FGA	Pct	3FG	FGA	Pct	FT	FTA	Pct	Off	Def	TR	Avg	PF	FO	A	TO	Blk	Stl	Pts	Avg
2011-12	8	0	95	11.9	6	12	.500	1	2	.500	2	5	.400	8	15	23	2.9	14	0	7	8	0	1	15	1.9
TOTAL	8	0	95	11.9	6	12	.500	1	2	.500	2	5	.400	8	15	23	2.9	14	0	7	8	0	1	15	1.9





13 — BROCK ZYLSTRA
 6-6 • 210 • Junior • Guard
 La Verne, Calif. (Bonita HS)

ZYLSTRA NOTES

Last time Out

- Scored 7 points while collecting 3 assists and 2 steals vs. Oregon

In 2011-12

- Has started every game this season
- Made a career-high five 3-pointers vs. Northern Arizona
- Averages 8.1 points, 3.0 rebounds and 1.5 assists
- Has at least 1 steal in every game

Other

- Parents are Dave and Maxine Zylstra
- Wife's name is Sarah and they have a daughter, Sophia
- Served a mission for The Church of Jesus Christ of Latter-day Saints in New Zealand
- Recruited by Yale, Harvard, UC Davis, UC Irvine, UC Santa Barbara and Dartmouth
- Averaged 22 points, 12 rebounds, three steals and one block per game as a senior at Bonita HS
- Named first-team All-CIF as both a junior and a senior
- Selected as the Most Valuable Player of the Miramonte League two straight seasons

Click/scan for Zylstra's bio on BYUcougars.com



11-12 SEASON HIGHS

Points: 23, vs. Northern Arizona – 11/30/11
 Points 1st half: 15, vs. Northern Arizona – 11/30/11
 Points 2nd half: 8, Northern Arizona – 11/30/11
 Rebounds: 6, BYU-Hawaii – 11/15/11
 Assists: 3, at Utah State – 11/11/11
 Steals: 1, seven times, last, vs. Northern Arizona – 11/30/11
 Blocks: —
 FG made: 8, vs. Northern Arizona – 11/30/11
 FG attempts: 10, vs. Northern Arizona – 11/30/11
 3FG made: 5, vs. Northern Arizona – 11/30/11
 3FG attempts: 6, vs. Northern Arizona – 11/30/11
 FT made: 2, twice, last vs. Northern Arizona – 11/30/11
 FT attempts: 3, vs. Oregon – 12/3/11

2011-12 GAME-BY-GAME

Opponent	Date	GS	Min	FG	FGA	Pct	3FG	FGA	Pct	FT	FTA	Pct	Off	Def	TR	Avg	PF	FO	A	TO	Blk	Stl	Pts	Avg	
at Utah State	11/11/11	*	31	1	4	.250	0	3	.000	0	0	.000	0	3	3	3.0	3	0	3	5	0	1	2	2.0	
BYU-HAWAII	11/15/11	*	32	3	9	.333	1	4	.250	0	0	.000	3	3	6	4.5	2	0	1	5	0	1	7	4.5	
LONGWOOD	11/18/11	*	18	2	5	.400	2	3	.667	0	0	.000	1	0	1	3.3	1	0	1	0	0	1	6	5.0	
PRAIRIE VIEW A&M	11/22/11	*	14	2	4	.500	2	4	.500	2	2	1.000	1	3	4	3.5	3	0	1	2	0	1	8	5.8	
vs Nevada	11/25/11	*	30	3	7	.429	2	5	.400	0	0	.000	1	1	2	3.2	1	0	2	0	0	1	8	6.2	
vs Wisconsin	11/26/11	*	22	2	7	.286	0	4	.000	0	0	.000	1	4	5	3.5	1	0	0	0	0	1	4	5.8	
vs Northern Arizona	11/30/11	*	26	8	10	.800	5	6	.833	2	2	1.000	1	2	3	3.4	3	0	1	1	0	1	23	8.3	
vs Oregon	12/03/11	*	26	2	6	.333	1	4	.250	2	3	.667	0	0	0	3.0	1	0	3	0	0	2	7	8.1	
Totals			8	199	23	52	.442	13	33	.394	6	7	.857	8	16	24	3.0	15	0	12	13	0	9	65	8.1

CAREER HIGHS

Points: 23, vs Northern Arizona -- 11/30/11
 Rebounds: 6, BYU-Hawaii -- 11/15/11
 Assists: 3, at Utah State -- 11/11/11
 Steals: 2, twice, last, Mississippi Valley -- 11/23/10
 Blocks: 1, Wagner -- 12/17/09
 FG made: 8, vs Northern Arizona -- 11/30/11
 FG attempts: 10, vs Northern Arizona -- 11/30/11
 3FG made: 5, vs Northern Arizona -- 11/30/11
 3FG attempts: 6, twice, last, vs Northern Arizona -- 11/30/11
 FT made: 3, Eastern New Mexico -- 01/02/10
 FT attempts: 4, Eastern New Mexico -- 01/02/10

MISCELLANEOUS

	10-11	Career
Double-Figure Pts:	1 (1-0)	2 (2-0)
20-plus Pts:	1 (1-0)	1 (1-0)
Double-Figure Reb:	0 (0-0)	0 (0-0)
Double-Doubles:	0 (0-0)	0 (0-0)
3-plus Steals:	0 (0-0)	0 (0-0)
3-plus Blocks:	0 (0-0)	0 (0-0)
3-plus 3-point FGs:	1 (1-0)	2 (2-0)
Scoring Leader:	1 (1-0)	1 (1-0)
Rebound Leader:	0 (0-0)	0 (0-0)
Assist Leader:	0 (0-0)	0 (0-0)

CAREER STATISTICS (ALL GAMES)

Year	GP	GS	Min	Avg	FG	FGA	Pct	3FG	FGA	Pct	FT	FTA	Pct	Off	Def	TR	Avg	PF	FO	A	TO	Blk	Stl	Pts	Avg
2009-10	20	0	63	3.2	7	18	.389	0	3	.000	5	8	.625	2	11	13	0.7	4	0	2	4	1	1	19	1.0
2010-11	29	0	150	5.2	10	32	.313	6	22	.273	7	12	.583	5	19	24	0.8	13	0	9	4	0	8	33	1.1
2011-12	8	8	199	24.9	23	52	.442	13	33	.394	6	7	.857	8	16	24	3.0	15	0	12	13	0	9	65	8.1
TOTAL	57	8	412	7.2	40	102	.392	19	58	.328	18	27	.667	15	46	61	1.1	32	0	23	21	1	18	117	2.1

CAREER STATISTICS (CONFERENCE GAMES)

Year	GP	GS	Min	Avg	FG	FGA	Pct	3FG	FGA	Pct	FT	FTA	Pct	Off	Def	TR	Avg	PF	FO	A	TO	Blk	Stl	Pts	Avg
2009-10	8	0	24	3.0	3	7	.429	0	1	.000	2	4	.500	1	1	2	0.3	2	0	1	2	0	0	8	1.0
2010-11	11	0	40	3.6	2	7	.286	0	3	.000	3	7	.429	2	5	7	0.6	4	0	2	0	0	2	7	0.6
TOTAL	19	0	64	3.4	5	14	.357	0	4	.000	5	11	.455	3	6	9	0.5	6	0	3	2	0	2	15	0.8





MARTINEAU NOTES

Last time Out

- Did not play vs. Oregon

In 2011-12

- Played 7 minutes vs. Prairie View A&M and tallied 2 rebounds, 2 assists and 1 steal
- Played 2 minutes vs. BYU-Hawaii and scored 1 point (1-2 FT)
- Made one 3-pointer vs. Longwood

Other

- Parents are Chris and Sherrie and has three brothers and one sister
- Wife's name is Karli
- Served a mission for The Church of Jesus Christ of Latter-day Saints in Chile
- Also garnered recruiting attention as a wide receiver in football
- Also recruited by Southern Utah, Penn, Columbia, Princeton, Stanford, Air Force, Utah State and Utah
- Averaged 15 points and six assists per game at Davis High School, earning first-team all-state honors as a senior
- Named Salt Lake Tribune second-team all-state and Deseret News third-team all-state his junior season
- Earned first-team all-state accolades as a wide receiver in football
- Honored by the National Football Foundation Hall of Fame

Click/scan for Martineau's bio on BYUcougars.com



14 — NICK MARTINEAU

6-0 • 170 • Junior • Guard

Fruit Heights, Utah (Davis HS)

11-12 SEASON HIGHS

Points: 3, Longwood – 11/18/11
 Points 1st half: —
 Points 2nd half: 3, Longwood – 11/18/11
 Rebounds: — 2, Prairie View A&M – 11/22/11
 Assists: — 2, Prairie View A&M – 11/22/11
 Steals: — 1, Prairie View A&M – 11/22/11
 Blocks: —
 FG made: — 1, Longwood – 11/18/11
 FG attempts: — 1, Longwood – 11/18/11
 3FG made: — 1, Longwood – 11/18/11
 3FG attempts: — 1, Longwood – 11/18/11
 FT made: 1, BYU-Hawaii – 11/15/11
 FT attempts: 2, BYU-Hawaii – 11/15/11

2011-12 GAME-BY-GAME

Opponent	Date	GS	Min	FG	FGA	Pct	3FG	FGA	Pct	FT	FTA	Pct	Off	Def	TR	Avg	PF	FO	A	TO	Blk	Stl	Pts	Avg
at Utah State	11/11/11		DNP																					
BYU-HAWAII	11/15/11	2	0	0	.000	0	0	.000	1	2	.500	0	0	0	0.0	0	0	0	0	0	0	0	1	1.0
LONGWOOD	11/18/11	3	1	1	1.000	1	1	1.000	0	0	.000	0	0	0	0.0	0	0	0	0	0	0	0	3	2.0
PRAIRIE VIEW A&M	11/22/11	7	0	0	.000	0	0	.000	0	0	.000	0	2	2	0.7	0	0	2	0	0	1	0	1.3	
vs Nevada	11/25/11	1	0	1	.000	0	0	.000	0	0	.000	0	0	0	0.5	0	0	0	0	0	0	0	1.0	
vs Wisconsin	11/26/11	1	0	0	.000	0	0	.000	0	0	.000	0	0	0	0.4	0	0	0	0	0	0	0	0.8	
vs Northern Arizona	11/30/11	5	0	1	.000	0	0	.000	0	0	.000	0	0	0	0.3	0	0	1	1	0	0	0	0.7	
vs. Oregon	12/3/11		DNP																					
Totals		0	19	1	3	.333	1	1	1.000	1	2	.500	0	2	2	0.3	0	0	3	1	0	1	4	0.7

CAREER HIGHS

Points: 6, Loyola Marymount – 01/03/08
 Rebounds: 2, 6 times, last, Prairie View A&M – 11/22/11
 Assists: 4, Loyola Marymount – 01/03/08
 Steals: 2, Chicago State – 11/20/10
 Blocks: —
 FG made: 2, Mississippi Valley – 11/23/10
 FG attempts: 3, twice, last vs Hawaii – 12/04/10
 3FG made: 1, 5 times, last, Longwood – 11/18/11
 3FG attempts: 2, 3 times, last vs Fresno Pacific – 01/01/11
 FT made: 4, Loyola Marymount – 01/03/08
 FT attempts: 4, Loyola Marymount – 01/03/08

MISCELLANEOUS

	10-11	Career
Double-Figure Pts:	0 (0-0)	0 (0-0)
20-plus Pts:	0 (0-0)	0 (0-0)
Double-Figure Reb:	0 (0-0)	0 (0-0)
Double-Doubles:	0 (0-0)	0 (0-0)
3-plus Steals:	0 (0-0)	0 (0-0)
3-plus Blocks:	0 (0-0)	0 (0-0)
3-plus 3-point FGs:	0 (0-0)	0 (0-0)
Scoring Leader:	0 (0-0)	0 (0-0)
Rebound Leader:	0 (0-0)	0 (0-0)
Assist Leader:	0 (0-0)	0 (0-0)

CAREER STATISTICS (ALL GAMES)

Year	GP	GS	Min	Avg	FG	FGA	Pct	3FG	FGA	Pct	FT	FTA	Pct	Off	Def	TR	Avg	PF	FO	A	TO	Blk	Stl	Pts	Avg
2007-08	20	0	115	5.8	4	14	.286	1	5	.200	4	6	.667	2	6	8	0.4	13	0	14	9	0	3	13	0.7
2010-11	25	0	121	4.8	6	22	.273	3	12	.250	2	2	1.000	0	11	11	0.4	7	0	14	4	0	5	17	0.7
2011-12	6	0	19	3.2	1	3	.333	1	1	1.000	1	2	.500	0	2	2	0.3	0	0	3	1	0	1	4	0.7
TOTAL	51	0	255	5.0	11	39	.282	5	18	.278	7	10	.700	2	19	21	0.4	20	0	31	14	0	9	34	0.7

CAREER STATISTICS (CONFERENCE GAMES)

Year	GP	GS	Min	Avg	FG	FGA	Pct	3FG	FGA	Pct	FT	FTA	Pct	Off	Def	TR	Avg	PF	FO	A	TO	Blk	Stl	Pts	Avg
2007-08	7	0	24	3.4	0	4	.000	0	2	.000	0	2	.000	0	1	1	0.1	2	0	0	3	0	2	0	0.0
2010-11	8	0	11	1.4	0	3	.000	0	1	.000	0	0	.000	0	0	0	0.0	2	0	1	0	0	0	0	0.0
TOTAL	15	0	35	2.3	0	7	.000	0	3	.000	0	2	.000	0	1	1	0.1	4	0	1	3	0	2	0	0.0





20 — ANSON WINDER
 6-3 • 195 • Freshman • Guard
 Las Vegas, Nev. (Bishop Gorman HS)

WINDER NOTES

Last time Out

- Scored 10 points, dished out 6 assists and had 2 rebounds and 1 steal vs. Oregon

In 2011-12

- Started last four games at point guard
- Had 9 points, 4 rebounds, 4 assists and 4 steals against Nevada, his first career start
- Had a career-high 11 points and 4 assists vs. Prairie View A&M
- Averages 5.9 points and 4.4 assists
- 46.7 percent FG shooting

Other

- Parents are Chuck Winder and Teresa Williams
- Also recruited by Nevada, SMU, Portland, UC Riverside and Idaho
- Helped lead Bishop Gorman to back-to-back Nevada 4A state titles
- Averaged 17 points and seven boards as a senior and led Bishop Gorman to a 30-2 record
- Earned first-team all-Southwest League and first-team all-Sunset Division honors
- As a junior averaged 13.8 points, 8.2 rebounds and 3.0 assists and helped Bishop Gorman to a 28-5 record
- Earned all-Southwest League honors and Bishop Gorman's Sportsmanship Award as a junior
- Earned all-tournament honors at the Wyoming Energy Classic

Click/scan for Winder's bio on BYUcougars.com



11-12 SEASON/CAREER HIGHS

Points: 11, Prairie View A&M – 11/22/11
 Points 1st half: 6 vs. Nevada, 11/25/11
 Points 2nd half: 7 vs. Oregon – 12/3/11
 Rebounds: 4, vs Nevada – 11/25/11
 Assists: 9, vs. Northern Arizona – 11/30/11
 Steals: 4, Nevada – 11/25/11
 Blocks: 2, vs. Northern Arizona – 11/30/11
 FG made: 4, vs Nevada – 11/25/11, vs. Oregon – 12/3/11
 FG attempts: 9, vs Nevada – 11/25/11
 3FG made: 2, three times, last, vs. Oregon – 12/3/11
 3FG attempts: 5, vs. Oregon – 12/3/11
 FT made: 3, Prairie View A&M – 11/22/11
 FT attempts: 5, Longwood – 11/18/11

2011-12 GAME-BY-GAME

Opponent	Date	GS	Min	FG	FGA	Pct	3FG	FGA	Pct	FT	FTA	Pct	Off	Def	TR	Avg	PF	FO	A	TO	Blk	Stl	Pts	Avg	
at Utah State	11/11/11		DNP																						
BYU-HAWAII	11/15/11		2	0	0	.000	0	0	.000	0	0	.000	0	1	1	1.0	0	0	0	0	0	0	0	0.0	
LONGWOOD	11/18/11		25	2	5	.400	2	4	.500	2	5	.400	0	1	1	1.0	1	0	5	0	0	0	8	4.0	
PRAIRIE VIEW A&M	11/22/11		21	3	5	.600	2	4	.500	3	3	1.000	0	3	3	1.7	2	0	4	2	0	0	11	6.3	
vs Nevada	11/25/11	*	38	4	9	.444	0	4	.000	1	2	.500	0	4	4	2.3	2	0	4	3	0	4	9	7.0	
vs Wisconsin	11/26/11	*	21	0	0	.000	0	0	.000	0	0	.000	0	0	0	1.8	0	0	3	1	0	0	0	5.6	
vs Northern Arizona	11/30/11	*	22	1	3	.333	0	1	.000	1	2	.500	0	2	2	1.8	1	0	9	3	2	3	3	5.2	
vs Oregon	12/03/11	*	37	4	8	.500	2	5	.400	0	1	.000	1	1	2	1.9	0	0	6	3	0	1	10	5.9	
Totals			4	166	14	30	.467	6	18	.333	7	13	.538	1	12	13	1.9	6	0	31	12	2	8	41	5.9

MISCELLANEOUS

	11-12	Career
Double-Figure Pts:	2 (2-0)	2 (2-0)
20-plus Pts:	0 (0-0)	0 (0-0)
Double-Figure Reb:	0 (0-0)	0 (0-0)
Double-Doubles:	0 (0-0)	0 (0-0)
3-plus Steals:	2 (2-0)	2 (2-0)
3-plus Blocks:	0 (0-0)	0 (0-0)
3-plus 3-point FGs:	0 (0-0)	0 (0-0)
Scoring Leader:	0 (0-0)	0 (0-0)
Rebound Leader:	0 (0-0)	0 (0-0)
Assist Leader:	5 (5-0)	5 (5-0)

Year	GP	GS	Min	Avg	FG	FGA	Pct	3FG	FGA	Pct	FT	FTA	Pct	Off	Def	TR	Avg	PF	FO	A	TO	Blk	Stl	Pts	Avg
2011-12	7	4	166	23.7	14	30	.467	6	18	.333	7	13	.538	1	12	13	1.9	6	0	31	12	2	8	41	5.9
TOTAL	7	4	166	23.7	14	30	.467	6	18	.333	7	13	.538	1	12	13	1.9	6	0	31	12	2	8	41	5.9





ROGERS NOTES

Last time Out

- Posted 16 points, 2 assists, 2 steals and 1 rebound vs. Oregon

In 2011-12

- Has played in every game and started two
- Had 17 points vs. Longwood and 18 vs. Prairie View A&M
- Averages 9.9 points, 2.4 rebounds and 2.0 assists
- 53.6 percent FG shooting and 43.3 percent 3-point FG shooting

Other

- Parents are Kimball and Sharon Rogers and is the youngest of seven children
- Wife's name is Ginny
- Served a mission for The Church of Jesus Christ of Latter-day Saints in Cleveland, Ohio
- Earned junior college All-America honors while leading Mesa CC to a 25-7 record (2009-10)
- Averaged 21.3 points, 5.3 rebounds, 1.5 assists and 1.3 steals and made 85 threes and shot .499 from the field, .427 from three and .810 from the free throw line
- Redshirted one season at Arizona State prior to playing at Mesa

Click/scan for Rogers' bio on BYUcougars.com



21 — STEPHEN ROGERS

6-8 • 195 • Junior • Forward
Mesa, Ariz. (Mesa CC)

11-12 SEASON HIGHS

Points: 18, Prairie View A&M – 11/22/11
Points 1st half: 8, Prairie View A&M – 11/22/11
Points 2nd half: 14, Longwood – 11/18/11
Rebounds: 6, vs. Northern Arizona – 11/30/11
Assists: 3, twice, last, Longwood – 11/18/11
Steals: 3, Longwood – 11/18/11
Blocks: 2 BYU-Hawaii – 11/15/11
FG made: 7, Longwood – 11/18/11
FG attempts: 10, vs. Oregon – 12/3/11
3FG made: 4, vs. Oregon – 12/3/11
3FG attempts: 7, vs. Oregon – 12/3/11
FT made: 3, Prairie View A&M – 11/22/11
FT attempts: 4, Prairie View A&M – 11/22/11

2011-12 GAME-BY-GAME

Opponent	Date	GS	Min	FG	FGA	Pct	3FG	FGA	Pct	FT	FTA	Pct	Off	Def	TR	Avg	PF	FO	A	TO	Blk	Stl	Pts	Avg	
at Utah State	11/11/11	*	29	3	7	.429	0	4	.000	1	2	.500	0	0	0	0.0	5	1	3	1	1	1	7	7.0	
BYU-HAWAII	11/15/11	*	22	2	5	.400	1	2	.500	0	0	.000	0	2	2	1.0	3	0	1	2	2	0	5	6.0	
LONGWOOD	11/18/11		18	7	9	.778	3	5	.600	0	0	.000	2	0	2	1.3	0	0	3	0	0	3	17	9.7	
PRAIRIE VIEW A&M	11/22/11		21	6	9	.667	3	5	.600	3	4	.750	0	2	2	1.5	1	0	2	0	1	1	18	11.8	
vs Nevada	11/25/11		11	1	4	.250	0	1	.000	0	0	.000	0	4	4	2.0	0	0	2	2	0	0	2	9.8	
vs Wisconsin	11/26/11		12	3	6	.500	0	1	.000	0	0	.000	0	2	2	2.0	0	0	2	0	0	0	6	9.2	
vs Northern Arizona	11/30/11		27	3	6	.500	2	5	.400	0	0	.000	0	6	6	2.6	2	0	3	0	0	0	8	9.0	
vs Oregon	12/03/11		21	5	10	.500	4	7	.571	2	3	.667	0	1	1	2.4	1	0	2	2	0	2	16	9.9	
Totals			2	161	30	56	.536	13	30	.433	6	9	.667	2	17	19	2.4	12	1	16	9	4	7	79	9.9

CAREER HIGHS

Points: 18, Prairie View A&M – 11/22/11
Rebounds: 8, UNLV – 02/05/11
Assists: 3, at Utah State – 11/11/11 ; Longwood – 11/18/11
Steals: 3, Longwood – 11/18/11
Blocks: 2, three times
FG made: 7, Longwood – 11/18/11
FG attempts: 10, UNLV – 02/05/11
3FG made: 4, vs. Oregon – 12/3/11
3FG attempts: 7, vs. Oregon – 12/3/11
FT made: 11, Fresno Pacific – 01/01/11
FT attempts: 11, Fresno Pacific – 01/01/11

MISCELLANEOUS

	10-11	Career
Double-Figure Pts:	3 (3-0)	9 (9-0)
20-plus Pts:	0 (0-0)	0 (0-0)
Double-Figure Reb:	0 (0-0)	0 (0-0)
Double-Doubles:	0 (0-0)	0 (0-0)
3-plus Steals:	1 (1-0)	1 (1-0)
3-plus Blocks:	0 (0-0)	0 (0-0)
3-plus 3-point FGs:	3 (3-0)	6 (6-0)
Scoring Leader:	1 (1-0)	2 (2-0)
Rebound Leader:	0 (0-0)	1 (1-0)
Assist Leader:	0 (0-0)	0 (0-0)

CAREER STATISTICS (ALL GAMES)																									
Year	GP	GS	Min	Avg	FG	FGA	Pct	3FG	FGA	Pct	FT	FTA	Pct	Off	Def	TR	Avg	PF	FO	A	TO	Blk	Stl	Pts	Avg
2010-11	36	0	368	10.2	43	105	.410	21	61	.344	41	48	.854	17	61	78	2.2	26	0	12	22	8	10	148	4.1
2011-12	8	2	161	20.1	30	56	.536	13	30	.433	6	9	.667	2	17	19	2.4	12	1	16	9	4	7	79	9.9
TOTAL	44	2	529	12.0	73	161	.453	34	91	.374	47	57	.825	19	78	97	2.2	38	1	28	31	12	17	227	5.2

CAREER STATISTICS (CONFERENCE GAMES)																									
Year	GP	GS	Min	Avg	FG	FGA	Pct	3FG	FGA	Pct	FT	FTA	Pct	Off	Def	TR	Avg	PF	FO	A	TO	Blk	Stl	Pts	Avg
2010-11	16	0	172	10.8	23	53	.434	10	30	.333	10	10	1.000	7	26	33	2.1	14	0	5	11	2	5	66	4.1
TOTAL	16	0	172	10.8	23	53	.434	10	30	.333	10	10	1.000	7	26	33	2.1	14	0	5	11	2	5	66	4.1





HARRISON NOTES

Last time Out

- Played 5 minutes vs. Oregon and had 2 steals and 1 rebound

In 2011-12

- Has played in all eight games this season
- Averages 4.9 points and 1.0 rebound
- 33.3 percent 3-Pt FG shooting

Other

- Also recruited by Clemson, Florida State, Marquette and Wisconsin
- As a senior helped Christ School to a 32-5 overall record, a 12-0 league record and the NCISAA State Title
- Named NCISAA 3A All-State
- Earned first-team Asheville Citizen-Times All-WNC honors
- Shared team MVP honors with Marshall Plumlee (Duke)
- A Jordan Brand Classic Regional All-Star
- Named CAA All-Conference and CAA Player of the Year
- Averaged 12.7 points, 4.7 rebounds, 1.8 steals and 1.7 assists and hit 53 threes
- As a junior averaged 12.5 points and 5.0 rebounds on a team that included six other Division I-bound players
- Helped the Greenies to a 37-2 record and the 2010 North Carolina 3A state title

Click/scan for Harrison's bio on BYUcougars.com



24 — DAMARCUS HARRISON

6-5 • 190 • Freshman • Guard
Greenwood, S.C. (Christ HS)

11-12 SEASON/CAREER HIGHS

Points: 11, Longwood – 11/18/11
 Points 1st half: 6, BYU-Hawaii – 11/15/11
 Points 2nd half: 6, Longwood – 11/18/11
 Rebounds: 2, BYU-Hawaii – 11/15/11, vs. Nevada – 11/25/11
 Assists: 2, twice, last, Prairie View A&M – 11/22/11
 Steals: 2, vs. Oregon – 12/3/11
 Blocks: —
 FG made: 3, Longwood, – 11/18/11
 FG attempts: 7, Longwood – 11/18/11
 3FG made: 3, Longwood – 11/18/11
 3FG attempts: 5, Longwood – 11/18/11
 FT made: 2, Longwood – 11/18/11
 FT attempts: 3, Prairie View A&M – 11/22/11

2011-12 GAME-BY-GAME

Opponent	Date	GS	Min	FG	FGA	Pct	3FG	FGA	Pct	FT	FTA	Pct	Off	Def	TR	Avg	PF	FO	A	TO	Blk	Stl	Pts	Avg
at Utah State	11/11/11	4	0	1	.000	0	0	.000	0	0	.000	0	0	0	0	0.0	1	0	0	1	0	0	0	0.0
BYU-HAWAII	11/15/11	15	2	6	.333	1	2	.500	1	1	1.000	1	1	2	1.0	1	0	2	3	0	0	6	3.0	
LONGWOOD	11/18/11	13	3	7	.429	3	5	.600	2	2	1.000	0	0	0	0.7	0	0	1	1	0	0	11	5.7	
PRAIRIE VIEW A&M	11/22/11	14	2	5	.400	0	2	.000	1	3	.333	0	1	1	0.8	3	0	2	1	0	1	5	5.5	
vs Nevada	11/25/11	8	2	4	.500	0	1	.000	0	0	.000	1	1	2	1.0	1	0	0	1	0	0	4	5.2	
vs Wisconsin	11/26/11	19	3	7	.429	1	2	.500	2	2	1.000	0	1	1	1.0	1	0	0	1	0	1	9	5.8	
vs Northern Arizona	11/30/11	14	2	8	.250	0	2	.000	0	0	.000	0	1	1	1.0	0	0	0	0	0	1	4	5.6	
vs Oregon	12/03/11	5	0	1	.000	0	1	.000	0	2	.000	0	1	1	1.0	0	0	0	1	0	2	0	4.9	
Totals		0	92	14	39	.359	5	15	.333	6	10	.600	2	6	8	1.0	7	0	5	9	0	5	39	4.9

MISCELLANEOUS

	11-12	Career
Double-Figure Pts:	1 (1-0)	1 (1-0)
20-plus Pts:	0 (0-0)	0 (0-0)
Double-Figure Reb:	0 (0-0)	0 (0-0)
Double-Doubles:	0 (0-0)	0 (0-0)
3-plus Steals:	0 (0-0)	0 (0-0)
3-plus Blocks:	0 (0-0)	0 (0-0)
3-plus 3-point FGs:	1 (1-0)	1 (1-0)
Scoring Leader:	0 (0-0)	0 (0-0)
Rebound Leader:	0 (0-0)	0 (0-0)
Assist Leader:	0 (0-0)	0 (0-0)

Year	GP	GS	Min	Avg	FG	FGA	Pct	3FG	FGA	Pct	FT	FTA	Pct	Off	Def	TR	Avg	PF	FO	A	TO	Blk	Stl	Pts	Avg
2011-12	8	0	92	11.5	14	39	.359	5	15	.333	6	10	.600	2	6	8	1.0	7	0	5	9	0	5	39	4.9
TOTAL	8	0	92	11.5	14	39	.359	5	15	.333	6	10	.600	2	6	8	1.0	7	0	5	9	0	5	39	4.9





33 — NATE AUSTIN
 6-10 • 215 • Freshman • Forward/Center
 Alpine, Utah (Lone Peak HS)

AUSTIN NOTES

Last time Out

- Played a career-high 18 minutes and had 9 points and 6 rebounds vs. Oregon

In 2011-12

- Has played in all eight games this season
- Career-high 11 points came on 5 of 6 shooting vs. Northern Arizona
- Hit 3-pointers in back-to-back games (NAU, Oregon)
- Averages 3.8 points and 2.3 rebounds
- 63.2 percent FG shooting

Other

- Served a mission for The Church of Jesus Christ of Latter-day Saints in McAllen, Texas
- Also recruited by Boise State and Utah State
- Helped Lone Peak to a 22-3 record as a senior
- Averaged 11.5 points while helping the Knights to a trip to the state title game in 2009
- Helped Lone Peak win the 2008 state title
- Played with fellow Cougars Tyler Haws and Josh Sharp at Lone Peak
- Played for Salt Lake Metro club team directed by Dave Hammer and coached by Marty Haws
- At Las Vegas Spring Showcase scored 24 points and grabbed 22 rebounds in a gold bracket quarterfinal game

Click/scan for Austin's bio on BYUcougars.com



11-12 SEASON/CAREER HIGHS

Points: 11, vs. Northern Arizona – 11/30/11
 Points 1st half: 9, vs. Oregon – 12/3/11
 Points 2nd half: 11, vs. Northern Arizona – 11/30/11
 Rebounds: 6, vs. Oregon – 12/3/11
 Assists: 1, twice, last, vs. Northern Arizona – 11/30/11
 Steals: 1, twice, last, vs. Nevada – 11/25/11
 Blocks: 1, three times, last, vs. Nevada – 11/25/11
 FG made: 5, vs. Northern Arizona – 11/30/11
 FG attempts: 7, vs. Oregon – 12/3/11
 3FG made: 1, vs. NAU – 11/30/11, vs. Oregon – 12/3/11
 3FG attempts: 2, vs. NAU – 11/30/11, vs. Oregon – 12/3/11
 FT made: 2, twice, last, vs. Wisconsin – 11/26/11
 FT attempts: 4, Prairie View A&M – 11/22/11

2011-12 GAME-BY-GAME

Opponent	Date	GS	Min	FG	FGA	Pct	3FG	FGA	Pct	FT	FTA	Pct	Off	Def	TR	Avg	PF	FO	A	TO	Blk	Stl	Pts	Avg
at Utah State	11/11/11	11	1	1	1.000	0	0	.000	0	0	.000	1	2	3	3.0	1	0	0	1	1	0	2	2.0	
BYU-HAWAII	11/15/11	5	0	0	.000	0	0	.000	0	0	.000	1	1	2	2.5	3	0	0	2	0	0	0	1.0	
LONGWOOD	11/18/11	13	2	4	.500	0	0	.000	0	0	.000	2	1	3	2.7	3	0	1	2	1	0	4	2.0	
PRAIRIE VIEW A&M	11/22/11	8	0	1	.000	0	0	.000	2	4	.500	0	0	0	2.0	2	0	0	1	0	1	2	2.0	
vs Nevada	11/25/11	4	0	0	.000	0	0	.000	0	0	.000	0	0	0	1.6	1	0	0	0	1	1	0	1.6	
vs Wisconsin	11/26/11	1	0	0	.000	0	0	.000	2	2	1.000	0	0	0	1.3	0	0	0	0	0	0	2	1.7	
vs Northern Arizona	11/30/11	9	5	6	.833	1	2	.500	0	0	.000	1	3	4	1.7	3	0	1	0	0	0	11	3.0	
vs Oregon	12/03/11	18	4	7	.571	1	2	.500	0	0	.000	2	4	6	2.3	5	1	0	0	0	0	9	3.8	
Totals		0	69	12	19	.632	2	4	.500	4	6	.667	7	11	18	2.3	18	1	2	6	3	2	30	3.8

MISCELLANEOUS

	11-12	Career
Double-Figure Pts:	1 (1-0)	1 (1-0)
20-plus Pts:	0 (0-0)	0 (0-0)
Double-Figure Reb:	0 (0-0)	0 (0-0)
Double-Doubles:	0 (0-0)	0 (0-0)
3-plus Steals:	0 (0-0)	0 (0-0)
3-plus Blocks:	0 (0-0)	0 (0-0)
3-plus 3-point FGs:	0 (0-0)	0 (0-0)
Scoring Leader:	0 (0-0)	0 (0-0)
Rebound Leader:	0 (0-0)	0 (0-0)
Assist Leader:	0 (0-0)	0 (0-0)

CAREER STATISTICS (ALL GAMES)																									
Year	GP	GS	Min	Avg	FG	FGA	Pct	3FG	FGA	Pct	FT	FTA	Pct	Off	Def	TR	Avg	PF	FO	A	TO	Blk	Stl	Pts	Avg
2011-12	8	0	69	8.6	12	19	.632	2	4	.500	4	6	.667	7	11	18	2.3	18	1	2	6	3	2	30	3.8
TOTAL	8	0	69	8.6	12	19	.632	2	4	.500	4	6	.667	7	11	18	2.3	18	1	2	6	3	2	30	3.8





HARTSOCK NOTES

Last time Out

- Recorded a double-double with a career-high 23 points, 12 rebounds and had 4 blocks vs. Oregon

In 2011-12

- Has started all eight games and scored in double figures each game
- Had fourth career double-double vs. Oregon (23 points, 12 rebounds)
- Averages 16.9 points, 6.3 rebounds, 2.4 blocks, 2.0 assists and 1.0 steal
- 57.8 percent FG shooting and 41.7 percent 3-point shooting

Other

- Parents are David and Leslie Hartsock and has five brothers and one sister
- Wife Kendalyn plays volleyball at BYU
- Served a mission for The Church of Jesus Christ of Latter-day Saints in Salt Lake City
- McDonald's High School All-America nominee at Bartlesville High School
- Averaged 27.6 points per game as a senior at Bartlesville High School and was the third-highest scorer in the state of Oklahoma and the highest in the 6A division

Click/scan for Hartsock's bio on BYUcougars.com



34 — NOAH HARTSOCK

6-8 • 230 • Senior • Forward
Bartlesville, Okla. (Bartlesville HS)

11-12 SEASON HIGHS

Points: 23, vs. Oregon – 12/3/11
 Points 1st half: 11, Longwood – 11/18/11
 Points 2nd half: 13, vs. Oregon – 12/3/11
 Rebounds: 12, vs. Oregon – 12/3/11
 Assists: 5, vs. BYU-Hawaii – 11/15/11
 Steals: 2, at Utah State – 11/11/11, BYU-Hawaii – 11/15/11
 Blocks: 4, vs Wisconsin – 11/26/11, vs. Oregon – 12/3/11
 FG made: 9 vs Nevada – 11/25/11
 FG attempts: 14, vs. Wisc. – 11/26/11, vs. Oregon – 12/3/11
 3FG made: 2, vs. Nevada – 11/25/11
 3FG attempts: 3, vs. Northern Arizona – 11/30/11
 FT made: 7, vs. Oregon – 12/3/11
 FT attempts: 8, vs. Oregon – 12/3/11

2011-12 GAME-BY-GAME

Opponent	Date	GS	Min	FG	FGA	Pct	3FG	FGA	Pct	FT	FTA	Pct	Off	Def	TR	Avg	PF	FO	A	TO	Blk	Stl	Pts	Avg	
at Utah State	11/11/11	*	36	8	13	.615	0	1	.000	2	2	1.000	1	4	5	5.0	3	0	4	3	1	2	18	18.0	
BYU-HAWAII	11/15/11	*	32	4	7	.571	0	1	.000	6	6	1.000	2	7	9	7.0	0	0	5	0	2	2	14	16.0	
LONGWOOD	11/18/11	*	30	7	11	.636	1	2	.500	3	6	.500	0	5	5	6.3	0	0	0	0	1	1	18	16.7	
PRAIRIE VIEW A&M	11/22/11	*	24	5	9	.556	1	1	1.000	1	2	.500	0	3	3	5.5	2	0	0	1	3	0	12	15.5	
vs Nevada	11/25/11	*	33	9	12	.750	2	2	1.000	1	2	.500	0	6	6	5.6	4	0	2	2	1	1	21	16.6	
vs Wisconsin	11/26/11	*	39	7	14	.500	0	1	.000	4	4	1.000	3	3	6	5.7	3	0	1	1	4	0	18	16.8	
vs Northern Arizona	11/30/11	*	26	4	10	.400	1	3	.333	2	2	1.000	2	2	4	5.4	1	0	2	0	3	2	11	16.0	
vs Oregon	12/03/11	*	37	8	14	.571	0	1	.000	7	8	.875	4	8	12	6.3	4	0	2	1	4	0	23	16.9	
Totals			8	257	52	90	.578	5	12	.417	26	32	.813	12	38	50	6.3	17	0	16	8	19	8	135	16.9

CAREER HIGHS

Points: 23, vs. Oregon – 12/3/11
 Rebounds: 13, vs Vermont – 12/08/10
 Assists: 6, Eastern New Mexico -- 01/02/10
 Steals: 3, vs Florida -- 03/24/11
 Blocks: 5, at Creighton – 12/01/10
 FG made: 9, vs Nevada – 11/25/11 ; Fresno State -- 11/12/10
 FG attempts: 15, Fresno State -- 11/12/10
 3FG made: 3, three times
 3FG attempts: 5, vs #7/#6 San Diego State -- 03/12/11
 FT made: 6, three times
 FT attempts: 8, at New Mexico -- 01/29/11

MISCELLANEOUS

	10-11	Career
Double-Figure Pts:	8 (6-2)	33 (28-5)
20-plus Pts:	2 (2-0)	3 (3-0)
Double-Figure Reb:	0 (0-0)	4 (4-0)
Double-Doubles:	1 (1-0)	4 (4-0)
3-plus Steals:	0 (0-0)	1 (0-1)
3-plus Blocks:	4 (3-1)	19 (17-2)
3-plus 3-point FGs:	0 (0-0)	3 (3-0)
Scoring Leader:	3 (1-2)	4 (2-2)
Rebound Leader:	3 (2-1)	27 (22-5)
Assist Leader:	2 (1-1)	7 (5-2)

CAREER STATISTICS (ALL GAMES)

Year	GP	GS	Min	Avg	FG	FGA	Pct	3FG	FGA	Pct	FT	FTA	Pct	Off	Def	TR	Avg	PF	FO	A	TO	Blk	Stl	Pts	Avg
2008-09	27	0	304	11.3	25	43	.581	0	0	.000	16	27	.593	25	38	63	2.3	43	0	7	14	15	6	66	2.4
2009-10	36	30	878	24.4	97	175	.554	1	4	.250	38	44	.864	56	128	184	5.1	78	1	42	21	46	18	233	6.5
2010-11	37	36	1100	29.7	123	247	.498	26	60	.433	48	58	.828	72	148	220	5.9	84	0	59	35	61	21	320	8.6
2011-12	8	8	257	32.1	52	90	.578	5	12	.417	26	32	.813	12	38	50	6.3	17	0	16	8	19	8	135	16.9
TOTAL	108	74	2539	23.5	297	555	.535	32	76	.421	128	161	.795	165	352	517	4.8	222	1	124	78	141	53	754	7.0

CAREER STATISTICS (CONFERENCE GAMES)

Year	GP	GS	Min	Avg	FG	FGA	Pct	3FG	FGA	Pct	FT	FTA	Pct	Off	Def	TR	Avg	PF	FO	A	TO	Blk	Stl	Pts	Avg
2008-09	15	0	162	10.8	10	19	.526	0	0	.000	7	14	.500	15	19	34	2.3	21	0	4	9	7	5	27	1.8
2009-10	16	16	391	24.4	41	82	.500	0	3	.000	21	23	.913	22	56	78	4.9	33	0	18	9	23	6	103	6.4
2010-11	16	16	513	32.1	42	94	.447	12	33	.364	22	26	.846	30	75	105	6.6	43	0	30	15	23	4	118	7.4
Total	47	32	1066	22.7	93	195	.477	12	36	.333	50	63	.794	67	150	217	4.6	97	0	52	33	53	15	248	5.3



<p>5 PLAYERS SCORED IN DOUBLE FIGURES 11/22/11 vs. Prairie View A&M, 90-51 W, Rogers-18, Abouo-13, Davies-13, Hartssock-12, Winder-11</p>	<p>LAST TIME OPPONENT DID NOT MAKE A TREY 2/2/08 at Wyoming (0-15)</p>	<p>LOST BY 25-PLUS POINTS 1/15/08 at UNLV (29) 70-41</p>
<p>6 PLAYERS SCORED IN DOUBLE FIGURES 1/1/11 vs. Fresno Pacific, 93-57 W, Rogers-16, Hartssock-14, Fredette-13, Emery-12, C. Collinsworth-11, K. Collinsworth-10</p>	<p>BYU HAD SIX OR FEWER TURNOVERS 1/11/11 at Utah, 5</p>	<p>PLAYED AN OVERTIME GAME 3/24/11 vs. Florida, 74-83 (OT)</p>
<p>NO PLAYERS SCORED IN DOUBLE FIGURES 2/21/05 at Air Force, 39-70 L</p>	<p>BYU COMMITTED 25-PLUS TURNOVERS 12/15/07 vs. Pepperdine, 86-67 W (29)</p>	<p>WON IN SINGLE OVERTIME 2/26/08 at New Mexico, 70-69</p>
<p>ONE PLAYER RECORDED A DOUBLE-DOUBLE 12/3/11 vs. Oregon Noah Hartssock, 23 points, 12 rebounds</p>	<p>BYU COMMITTED 11 OR LESS TEAM FOULS IN A GAME 3/12/11 vs. San Diego State, 10</p>	<p>LOST IN OVERTIME 3/24/11 vs. Florida, 74-83 (OT)</p>
<p>TWO PLAYERS RECORD A DOUBLE-DOUBLE 2/2/08 at Wyoming Trent Plaisted, 17 points, 10 rebounds Jonathan Tavernari, 10 points, 10 rebounds</p>	<p>BYU SCORED 90 POINTS 11/22/11 vs. Prairie View A&M, 90-51 W</p>	<p>PLAYED A DOUBLE OT GAME 11/26/10 vs. South Florida, 77-75 (2OT)</p>
<p>TWO DOUBLE-DIGIT REBOUNDERS 11/23/10 vs. Mississippi Valley State Brandon Davies-10, Charles Abouo-10</p>	<p>BYU SCORED 100 POINTS 3/5/11 vs. Wyoming, 102-78 W</p>	<p>PLAYED A TRIPLE OT GAME 2/28/98 at UTEP 76-75 W 3OT</p>
<p>SIX PLAYERS HAD 5 OR MORE REBOUNDS 1/1/11 vs. Fresno Pacific, C. Collinsworth-8, Rogers-5, Emery-5, Hartssock-5, Abouo-5, Davies-5</p>	<p>BYU SCORED 110 POINTS 12/22/09 vs. Nevada 110-104 W</p>	<p>WON 15 STRAIGHT GAMES 2009-10 (15)</p>
<p>FIVE PLAYERS HAD 6 OR MORE REBOUNDS 11/20/10 vs. Chicago State, Abouo-8, K. Collinsworth-7, Rogers-7, Anderson-6, C. Collinsworth-6, Davies-6</p>	<p>BYU SCORED LESS THAN 50 POINTS IN A GAME 1/15/08 at UNLV 41-70 L</p>	<p>WON 10 STRAIGHT GAMES 2010-11 (10)</p>
<p>FOUR PLAYERS HAD 9 OR MORE REBOUNDS 12/30/06 vs. Seton Hall, Cummond-12, Plaisted-9, Young-9, Ainge-9</p>	<p>HELD OPPONENT TO LESS THAN 50 POINTS IN A GAME 11/23/10 vs. Mississippi Valley State 83-36 W</p>	<p>LOST 3 STRAIGHT GAMES 2004-05 (three times) last time - @ New Mexico, @ Air Force, @ Utah</p>
<p>TWO PLAYERS FOULED OUT 3/20/10 vs. Kansas State-NCAA 2nd Round Brandon Davies, Noah Hartssock</p>	<p>BYU SCORED LESS THAN 40 POINTS IN A GAME 11/23/10 vs. Mississippi Valley State 83-36 W</p>	<p>LOST 4 STRAIGHT GAMES 2004-05 @ New Mexico, @ Air Force, @ Utah, UNLV</p>
<p>THREE OR MORE PLAYERS FOULED OUT 1/3/09 vs. Wake Forest Chris Miles, Gavin MacGregor, Charles Abouo</p>	<p>SHOT 60% FG 3/6/10 at TCU, (.623), 38-61</p>	<p>LOST 5 STRAIGHT 2004-05 @ UNM, @ AFA, @ Utah, UNLV, vs. UNM (at MWC)</p>
<p>A BYU PLAYER RECEIVED A TECHNICAL FOUL 11/22/11 vs. Prairie View A&M - Brock Zylstra</p>	<p>OPPONENT SHOT 60% FG 12/22/05 at Utah State, (.600), 36-60</p>	<p>LOST 9 STRAIGHT 1997-98</p>
<p>AN OPPONENT PLAYER RECEIVED A TECHNICAL FOUL 11/22/11 vs. Prairie View A&M - Cortney Bell</p>	<p>SHOT 70% FG IN A HALF 3/6/10 at TCU, (.720), 18-25</p>	<p>LOST 10 STRAIGHT GAMES 1996-97 (21) - school record</p>
<p>A BYU COACH RECEIVED A TECHNICAL FOUL 11/24/06 vs. SUU - Dave Rose</p>	<p>DID NOT MISS A 2-POINT ATTEMPT IN A HALF 2/23/04 vs. Air Force, 13-13 inside the arc, (14-17, .824 overall)</p>	<p>PLAYED AN NCAA TOURNAMENT GAME 3/24/11 vs. Florida-Regional Semifinals, 74-83 (OT)</p>
<p>AN OPPONENT COACH RECEIVED A TECHNICAL FOUL 1/5/11 at UNLV - Bench</p>	<p>SHOT LESS THAN 30% FG 2/21/05 at Air Force, (.280), 14-50</p>	<p>WON AN NCAA TOURNAMENT GAME 3/19/11 vs. Gonzaga-NCAA 3rd Round, 89-67</p>
<p>A BYU PLAYER EJECTED FROM A GAME 11/23/02 vs. Kansas State Travis Hansen (2 technical fouls)</p>	<p>SHOT 100% FT 11/26/11 vs. Wisconsin (11-11)</p>	<p>WON TWO NCAA TOURNAMENT GAMES 1980-81 Princeton 60-51, UCLA 78-55, Notre Dame 51-50, then lost to Virginia 60-74 2010-11 Wofford 74-66, Gonzaga 89-67</p>
<p>AN OPPONENT PLAYER EJECTED FROM A GAME 10/30/10 vs. Utah - Marshall Henderson (flagrant foul)</p>	<p>SHOT 90% FT (AT LEAST 10 ATTEMPTS) 11/30/11 vs. Northern Arizona, (.900), 9-10</p>	<p>WON THREE NCAA TOURNAMENT GAMES 1980-81 Princeton 60-51, UCLA 78-55, Notre Dame 51-50, then lost to Virginia 60-74</p>
<p>A COACH EJECTED FROM THE GAME 11/30/05 vs. Lamar (at Delta Center) Lamar coach Billy Tubbs (2 tech. fouls)</p>	<p>SHOT LESS THAN 50% FT 11/20/08 vs. North Florida, (.400), 4-10</p>	<p>WON FOUR NCAA TOURNAMENT GAMES Never</p>
<p>AT LEAST TWO PLAYERS SCORED 20+ POINTS 3/5/11 vs. Nevada-Hartssock 21, Abouo 22</p>	<p>SHOT 60% THREE-POINTERS 2/13/10 vs. Air Force, (.600), 12-20</p>	<p>PLAYED IN THE NIT 3/15/06 at Houston 67-77 L</p>
<p>THREE PLAYERS SCORED 20+ POINTS 3/6/10 at TCU, Tavernari 23, Emery 22, Abouo 22</p>	<p>SHOT 70% THREE-POINTERS 1/26/08 vs. New Mexico, (.813), 13-16</p>	<p>WON AN NIT GAME 3/14/02 vs. UC Irvine 78-55 W</p>
<p>FOUR PLAYERS SCORED 20+ POINTS 1/13/79 vs. UNM, D. Ainge-27, Scott Runia-25, Devin Durrant-20, Alan Taylor-20</p>	<p>OPPONENT SCORED LESS THAN 20 POINTS IN 1ST HALF 11/15/11 vs. BYU-Hawaii, 17 (40-17, 73-52 W)</p>	<p>WON TWO NIT GAMES 1999-00 Bowling Green 81-54, So. Illinois 82-57 Then lost to Notre Dame in quarterfinals</p>
<p>TWO PLAYERS SCORED 25+ POINTS 3/18/10 vs. Florida-NCAA 1st Round Jimmer Fredette 37, Michael Loyd, Jr. 26</p>	<p>OPPONENT SCORED LESS THAN 20 POINTS IN 2ND HALF 1/13/10 at Air Force, 18 (31-18, 67-49 W)</p>	<p>WON THREE NIT GAMES 1965-66 NIT CHAMPIONS 1950-51 NIT CHAMPIONS</p>
<p>A PLAYER SCORED 30+ POINTS 3/24/11 vs. Florida, Jimmer Fredette, 32</p>	<p>BYU SCORED LESS THAN 20 POINTS IN THE FIRST HALF 2/21/05 at Air Force, 13 (BYU trailed 13-37)</p>	<p>WON CONFERENCE TOURNEY 2000-01</p>
<p>A PLAYER ATTEMPTED 20 OR MORE FIELD GOALS 3/24/11 vs. Florida, Jimmer Fredette, 29</p>	<p>BYU SCORED LESS THAN 20 POINTS IN THE 2ND HALF 1/15/00 vs. Utah, 19</p>	<p>WON CONFERENCE REGULAR SEASON 2010-11</p>
<p>A PLAYER WITH 5 OR MORE STEALS 2/12/11 vs. Utah, Jackson Emery, 6</p>	<p>OPPONENT SCORED 50 OR MORE POINTS IN A HALF 2/6/10 at UNLV, 56 (first half)</p>	<p>WON CONFERENCE REGULAR SEASON OUTRIGHT 2007-08</p>
<p>A PLAYER HAD DOUBLE-DIGIT ASSISTS 11/24/09 vs. Southern, Jimmer Fredette, 10</p>	<p>BYU SCORED 50 OR MORE POINTS IN FIRST HALF 1/11/11 at Utah, 53</p>	<p>DEFEATED A RANKED TEAM 2/26/11 at SDSU (4/6), 80-67</p>
<p>A PLAYER MADE DOUBLE-DIGIT FREE THROWS 3/17/11 vs. Wofford, Jimmer Fredette (10-12)</p>	<p>BYU SCORED 50 OR MORE POINTS IN SECOND HALF 11/22/11 vs. Prairie View A&M, 56</p>	<p>DEFEATED A RANKED TEAM AT HOME 1/26/11 vs. SDSU (4/4), 71-58</p>
<p>A PLAYER 100% AT FT LINE (MIN. 8 ATTS) 3/2/11 vs. New Mexico, Jimmer Fredette (12-12)</p>	<p>BYU SCORED 60 OR MORE POINTS IN FIRST HALF 11/20/10 vs. Chicago State, 60</p>	<p>DEFEATED A RANKED TEAM ON THE ROAD 2/26/11 at SDSU (6/4), 80-67</p>
<p>A PLAYER 100% FROM FLOOR (MIN. 5 ATTS) 3/19/11 vs. Gonzaga, Noah Hartssock (5-5)</p>	<p>BYU SCORED 60 OR MORE POINTS IN SECOND HALF 12/22/09 vs. Nevada, 64</p>	<p>WAS RANKED IN THE TOP 25 AP POLL 3/14/11 Ranked 10th</p>
<p>A PLAYER 100% ON TREYS (MIN. 3 ATTS) 3/19/10 vs. Gonzaga, Noah Hartssock (3-3)</p>	<p>WON BY 50 OR MORE POINTS (LARGEST MARGIN EVER) 12/22/06 vs. W. Oregon (62) 102-40</p>	<p>WAS RANKED IN THE TOP 25 COACHES POLL 3/29/11 Ranked 13th</p>
<p>DID NOT MAKE A TREY 11/22/96 vs. CS Fullerton (0-9)</p>	<p>WON BY 50 OR MORE POINTS 11/23/10 vs. Mississippi Valley State (50) 86-36</p>	<p>FINISHED SEASON RANKED IN THE TOP 25 POLLS 2010-11 10th (AP), 13th (Coaches)</p>
	<p>WON BY 40 OR MORE POINTS 11/23/10 vs. Mississippi Valley State (50) 86-36</p>	
	<p>WON BY 30 OR MORE POINTS 11/30/11 vs. Northern Arizona (35) 87-52</p>	
	<p>WON BY 25 OR MORE POINTS 11/30/11 vs. Northern Arizona (35) 87-52</p>	
	<p>LOST BY 35-PLUS POINTS 11/22/04 vs. North Carolina (36) 86-50</p>	
	<p>LOST BY 30-PLUS POINTS 2/21/05 at Air Force (31) 39-70</p>	



Official Basketball Box Score -- Game Totals -- Final Statistics Brigham Young vs Utah State

Table with columns for Player, FG, 3-P, FT, Rebounds, PF, TP, A To Bk, Stl, Min. Includes player stats for Davies, Brandon, Rogers, Stephen, Hartsock, Noah, etc.

FG % 1st Half: 11-22 50.0% 2nd Half: 11-25 44.0% Game: 22-47 46.8% 3FG % 1st Half: 2-8 25.0% 2nd Half: 1-6 16.7% Game: 3-14 21.4% FT % 1st Half: 4-5 80.0% 2nd Half: 11-16 68.8% Game: 15-22 68.2%

Utah State 66 • 1-0

Table with columns for Player, FG, 3-P, FT, Rebounds, PF, TP, A To Bk, Stl, Min. Includes player stats for Grim, Moran, Jardine, Brady, etc.

FG % 1st Half: 10-21 47.6% 2nd Half: 12-27 44.4% Game: 22-48 46.0% 3FG % 1st Half: 2-5 40.0% 2nd Half: 3-10 30.0% Game: 5-15 33.3% FT % 1st Half: 8-12 66.7% 2nd Half: 12-17 70.6% Game: 20-29 69.0%

Officials: Bobby McKay <R>, Mike Eggers <L>, Sam Haddad <C> Technical fouls: Brigham Young None, Utah State None. Attendance: 10270

Score by periods table with columns for 1st, 2nd, 3rd, 4th, Total. Shows scores for Brigham Young and Utah State.

Last FG - BY 2nd-00:09, USU 2nd-00:35. Largest lead - BY by 4+ 2nd-11:03, BY by 4+ 2nd-04:06.

Official Basketball Box Score -- Game Totals -- Final Statistics Prairie View A&M vs BYU

Table with columns for Player, FG, 3-P, FT, Rebounds, PF, TP, A To Bk, Stl, Min. Includes player stats for Demuynck, Jordan, Munks, Louis, etc.

FG % 1st Half: 10-21 32.3% 2nd Half: 10-28 26.3% Game: 20-49 29.0% 3FG % 1st Half: 1-10 10.0% 2nd Half: 1-10 10.0% Game: 2-20 10.0% FT % 1st Half: 4-7 57.1% 2nd Half: 4-9 44.4% Game: 8-16 50.0%

BYU 90 • 3-1, 0-0

Table with columns for Player, FG, 3-P, FT, Rebounds, PF, TP, A To Bk, Stl, Min. Includes player stats for Davies, Brandon, Abouo, Charles, etc.

FG % 1st Half: 10-23 43.5% 2nd Half: 19-28 67.9% Game: 29-51 56.9% 3FG % 1st Half: 4-10 40.0% 2nd Half: 8-12 66.7% Game: 12-22 54.5% FT % 1st Half: 4-7 57.1% 2nd Half: 10-17 58.8% Game: 20-29 69.0%

Officials: Michael Eggers, Jeff Keith, Coban Lewis Technical fouls: Prairie View A&M-Bell, Cortney, BYU-Zylstra, Brock Attendance: 11760

Score by periods table with columns for 1st, 2nd, 3rd, 4th, Total. Shows scores for Prairie View A&M and BYU.

Last FG - PVAAMB 2nd-00:28, BYU 2nd-00:50. Largest lead - PVAAMB by 3 1st-16:54, BYU by 4+ 2nd-04:43.

Official Basketball Box Score -- Game Totals -- Final Statistics BYU-Hawaii vs BYU

Table with columns for Player, FG, 3-P, FT, Rebounds, PF, TP, A To Bk, Stl, Min. Includes player stats for Hurst, Brady, Funk, Bracken, etc.

FG % 1st Half: 6-31 19.4% 2nd Half: 15-37 40.5% Game: 21-68 30.9% 3FG % 1st Half: 2-13 15.4% 2nd Half: 3-21 14.3% Game: 5-34 14.7% FT % 1st Half: 3-6 50.0% 2nd Half: 3-3 0.0% Game: 3-9 33.3%

BYU 73 • 1-1

Table with columns for Player, FG, 3-P, FT, Rebounds, PF, TP, A To Bk, Stl, Min. Includes player stats for Abouo, Charles, Hartsock, Noah, etc.

FG % 1st Half: 15-30 50.0% 2nd Half: 17-35 48.6% Game: 32-65 49.3% 3FG % 1st Half: 3-11 27.3% 2nd Half: 1-2 50.0% Game: 4-13 30.8% FT % 1st Half: 7-8 87.5% 2nd Half: 10-17 58.8% Game: 17-25 68.0%

Officials: Glen Meyberry, James Giron, Casey McChesin Technical fouls: BYU-Hawaii None, BYU None Attendance: 13435

Score by periods table with columns for 1st, 2nd, 3rd, 4th, Total. Shows scores for BYU-Hawaii and BYU.

Last FG - BYUHMB 2nd-01:23, BYU 2nd-03:00. Largest lead - BYUHMB None, BYU by 26 1st-00:48.

Official Basketball Box Score -- Game Totals -- Final Statistics Nevada Wolf Pack vs BYU Cougars

Table with columns for Player, FG, 3-P, FT, Rebounds, PF, TP, A To Bk, Stl, Min. Includes player stats for Nyeko, Patrick, Hartsock, Noah, etc.

FG % 1st Half: 10-29 34.5% 2nd Half: 11-27 40.7% Game: 21-56 37.6% 3FG % 1st Half: 2-5 40.0% 2nd Half: 3-15 20.0% Game: 5-20 25.0% FT % 1st Half: 5-6 83.3% 2nd Half: 3-7 42.9% Game: 8-13 61.5%

BYU Cougars 76 • 4-1

Table with columns for Player, FG, 3-P, FT, Rebounds, PF, TP, A To Bk, Stl, Min. Includes player stats for Davies, Brandon, Hartsock, Noah, etc.

FG % 1st Half: 14-30 46.7% 2nd Half: 11-27 40.7% Game: 25-57 43.7% 3FG % 1st Half: 2-8 25.0% 2nd Half: 6-10 60.0% Game: 8-18 44.4% FT % 1st Half: 4-6 66.7% 2nd Half: 2-3 66.7% Game: 6-9 66.7%

Officials: Tim Kelly, Tony Dawkins, Ron Tyburk Technical fouls: Nevada Wolf Pack-None, BYU Cougars-None Attendance: 12845

Score by periods table with columns for 1st, 2nd, 3rd, 4th, Total. Shows scores for Nevada Wolf Pack and BYU Cougars.

Last FG - NEVADA 2nd-00:48, BYU 2nd-01:07. Largest lead - NEVADA by 10 1st-19:25, BYU by 24 2nd-01:07.

Official Basketball Box Score -- Game Totals -- Final Statistics Longwood vs BYU

Table with columns for Player, FG, 3-P, FT, Rebounds, PF, TP, A To Bk, Stl, Min. Includes player stats for Bowman, Jeremiah, Washington, Martiz, etc.

FG % 1st Half: 11-28 39.3% 2nd Half: 12-28 42.9% Game: 23-56 41.1% 3FG % 1st Half: 3-13 23.1% 2nd Half: 4-9 44.4% Game: 7-22 31.8% FT % 1st Half: 3-4 75.0% 2nd Half: 3-7 42.9% Game: 6-11 54.5%

BYU 92 • 2-1

Table with columns for Player, FG, 3-P, FT, Rebounds, PF, TP, A To Bk, Stl, Min. Includes player stats for Davies, Brandon, Abouo, Charles, etc.

FG % 1st Half: 11-28 39.3% 2nd Half: 12-28 42.9% Game: 23-56 41.1% 3FG % 1st Half: 3-13 23.1% 2nd Half: 4-9 44.4% Game: 7-22 31.8% FT % 1st Half: 3-4 75.0% 2nd Half: 3-7 42.9% Game: 6-11 54.5%

Officials: Daryl Gelinas, Mark Cook, Jeffrey Kent Technical fouls: Longwood-None, BYU-None Attendance: 10273

Score by periods table with columns for 1st, 2nd, 3rd, 4th, Total. Shows scores for Longwood and BYU.

Last FG - LWD 2nd-01:09, BYU 2nd-00:21. Largest lead - BYU by 16 1st-11:31, BYU by 32 2nd-00:21.

Official Basketball Box Score -- Game Totals -- Final Statistics Wisconsin vs BYU Cougars

Table with columns for Player, FG, 3-P, FT, Rebounds, PF, TP, A To Bk, Stl, Min. Includes player stats for Brust, Ben, Fahney, Dan, etc.

FG % 1st Half: 12-28 42.9% 2nd Half: 15-25 60.0% Game: 27-53 50.9% 3FG % 1st Half: 3-11 27.3% 2nd Half: 6-10 60.0% Game: 9-21 42.9% FT % 1st Half: 3-4 75.0% 2nd Half: 3-4 75.0% Game: 6-7 85.7%

BYU Cougars 56 • 4-2

Table with columns for Player, FG, 3-P, FT, Rebounds, PF, TP, A To Bk, Stl, Min. Includes player stats for Davies, Brandon, Zylstra, Brock, etc.

FG % 1st Half: 11-28 39.3% 2nd Half: 15-25 60.0% Game: 26-53 49.1% 3FG % 1st Half: 3-11 27.3% 2nd Half: 6-10 60.0% Game: 9-21 42.9% FT % 1st Half: 3-4 75.0% 2nd Half: 3-4 75.0% Game: 6-7 85.7%

Officials: Bill Covington, Tony Dawkins, Bob Tosta Technical fouls: Wisconsin-None, BYU Cougars-None Attendance: 2634

Score by periods table with columns for 1st, 2nd, 3rd, 4th, Total. Shows scores for Wisconsin and BYU Cougars.

Last FG - WIS 2nd-01:31, BYU 2nd-00:52. Largest lead - WIS by 22 2nd-01:31, BYU by 4+ 1st-04:42.



2011-12 SEASON STATS
BYU Combined Team Statistics (as of Dec 03, 2011)
All games

RECORD:	OVERALL	HOME	AWAY	NEUTRAL
ALL GAMES	6-2	3-0	0-1	3-1
CONFERENCE	0-0	0-0	0-0	0-0
NON-CONFERENCE	6-2	3-0	0-1	3-1

#	Player	gp-gs	min	avg	Total		3-Point		F-Throw		Rebounds			pf	dq	a	to	blk	stl	pts	avg			
					fg-fga	fg%	3fg-fga	3fg%	ft-fa	ft%	off	def	tot									avg		
34	HARTSOCK, Noah	8-8	257	32.1	52-90	.578	5-12	.417	26-32	.813	12	38	50	6.3	17	0	16	8	19	8	135	16.9		
01	ABOUO, Charles	8-8	224	28.0	31-66	.470	14-27	.519	21-31	.677	18	44	62	7.8	17	0	23	21	3	10	97	12.1		
00	DAVIES, Brandon	8-8	201	25.1	35-71	.493	0-0	.000	22-28	.786	13	34	47	5.9	25	2	21	22	7	8	92	11.5		
21	ROGERS, Stephen	8-2	161	20.1	30-56	.536	13-30	.433	6-9	.667	2	17	19	2.4	12	1	16	9	4	7	79	9.9		
13	ZYLSTRA, Brock	8-8	199	24.9	23-52	.442	13-33	.394	6-7	.857	8	16	24	3.0	15	0	12	13	0	9	65	8.1		
20	WINDER, Anson	7-4	166	23.7	14-30	.467	6-18	.333	7-13	.538	1	12	13	1.9	6	0	31	12	2	8	41	5.9		
24	HARRISON, Damarcus	8-0	92	11.5	14-39	.359	5-15	.333	6-10	.600	2	6	8	1.0	7	0	5	9	0	5	39	4.9		
33	AUSTIN, Nate	8-0	69	8.6	12-19	.632	2-4	.500	4-6	.667	7	11	18	2.3	18	1	2	6	3	2	30	3.8		
02	CUSICK, Craig	8-2	105	13.1	6-14	.429	3-11	.273	3-5	.600	1	10	11	1.4	8	0	10	3	0	5	18	2.3		
12	SHARP, Josh	8-0	95	11.9	6-12	.500	1-2	.500	2-5	.400	8	15	23	2.9	14	0	7	8	0	1	15	1.9		
14	MARTINEAU, Nick	6-0	19	3.2	1-3	.333	1-1	1.000	1-2	.500	0	2	2	0.3	0	0	3	1	0	1	4	0.7		
05	COLLINSWORTH, Chr	2-0	12	6.0	0-2	.000	0-1	.000	0-0	.000	0	1	1	0.5	3	0	1	3	1	0	0	0.0		
Team											11	20	31											
Total.....		8	1600		224-454	.493	63-154	.409	104-148	.703	83	226	309	38.6	142	4	147	116	39	64	615	76.9		
Opponents.....		8	1600		176-460	.383	56-170	.329	69-120	.575	87	169	256	32.0	139	-	110	132	23	40	477	59.6		

TEAM STATISTICS	BY	OPP	Date	Opponent	Score	Att.
SCORING	615	477	11/11/11	at Utah State	L 62-69	10270
Points per game	76.9	59.6	11/15/11	BYU-HAWAII	w 73-52	13435
Scoring margin	+17.3	-	11/18/11	LONGWOOD	w 92-60	10173
FIELD GOALS-ATT	224-454	176-460	11/22/11	PRAIRIE VIEW A&M	w 90-51	11760
Field goal pct	.493	.383	11/25/11	vs Nevada	w 76-55	3424
3 POINT FG-ATT	63-154	56-170	11/26/11	vs Wisconsin	L 56-73	2634
3-point FG pct	.409	.329	11/30/11	vs Northern Arizona	w 87-52	3215
3-pt FG made per game	7.9	7.0	12/03/11	vs Oregon	w 79-65	12845
FREE THROWS-ATT	104-148	69-120	* - Conference game			
Free throw pct	.703	.575				
F-Throws made per game	13.0	8.6				
REBOUNDS	309	256				
Rebounds per game	38.6	32.0				
Rebounding margin	+6.6	-				
ASSISTS	147	110				
Assists per game	18.4	13.8				
TURNOVERS	116	132				
Turnovers per game	14.5	16.5				
Turnover margin	+2.0	-				
Assist/turnover ratio	1.3	0.8				
STEALS	64	40				
Steals per game	8.0	5.0				
BLOCKS	39	23				
Blocks per game	4.9	2.9				
ATTENDANCE	35368	32388				
Home games-Avg/Game	3-11789	1-10270				
Neutral site-Avg/Game	-	4-5530				

Score by Periods	1st	2nd	Totals
BYU	285	330	615
Opponents	214	263	477

