

# 2011-12 BYU BASKETBALL GAME NOTES



## Game 10 — BYU (7-2, 0-0) vs. Utah (1-7, 0-0)

Saturday, Dec. 10, 2011 • 12 p.m. MST • Deseret Duel

Salt Lake City, Utah • Huntsman Center (15,000)

TV: Fox Sports Net

TV Talent: Barry Tompkins (play-by-play) and Reggie Theus (analyst)

Live Video: BYUtv.org

Radio: KSL 102.7 FM / 1160 AM

BYU Radio - Sirius XM 143

Radio Talent: Greg Wrubell (play-by-play) and Mark Durrant (analyst)

Live Audio: KSL.com

Live Stats: BYUcougars.com

### 2011-12 SCHEDULE

All times local to site

#### OCTOBER

|    |     |                                |       |
|----|-----|--------------------------------|-------|
| 26 | Wed | Cougar Tipoff (Exhibition)     | 74-71 |
| 29 | Sat | Midwestern State (Exh-BYUtv) W | 91-74 |

#### NOVEMBER

|    |     |                                |          |
|----|-----|--------------------------------|----------|
| 4  | Fri | Dixie State (Exh-BYUtv)        | W, 96-85 |
| 11 | Fri | @ Utah State (KCSG)            | L, 62-69 |
| 15 | Tue | BYU-Hawaii (BYUtv)             | W, 73-52 |
| 18 | Fri | Longwood (BYUtv)*              | W, 92-60 |
| 22 | Tue | Prairie View A&M (BYUtv)*      | W, 90-51 |
| 25 | Fri | vs. Nevada (BYUtv)*            | W, 76-55 |
| 26 | Sat | vs. Wisconsin*                 | L, 56-73 |
| 30 | Wed | vs. Northern Arizona (BYUtv) ^ | W, 87-52 |

Tim's Toyota Center

#### DECEMBER

|    |     |                              |          |
|----|-----|------------------------------|----------|
| 3  | Sat | vs. Oregon (ESPNU)           | W, 79-65 |
|    |     | EnergySolutions Arena        |          |
| 7  | Wed | Weber State (BYUtv)          | W, 94-66 |
| 10 | Sat | @ Utah (FSN)                 | 12 pm    |
| 17 | Sat | Baylor (BYUtv)               | 12 pm    |
| 20 | Tue | Buffalo (BYUtv)              | 7 pm     |
| 22 | Thu | UC Santa Barbara (BYUtv)     | 7 pm     |
| 27 | Tue | Cal State San Marcos (BYUtv) | 7 pm     |
| 29 | Thu | @ Saint Mary's (ESPN2)       | 8 pm     |
| 31 | Sat | San Diego (BYUtv)            | 4 pm     |

#### JANUARY

|    |     |                          |      |
|----|-----|--------------------------|------|
| 5  | Thu | @ Loyola Marymount       | 6 pm |
| 7  | Sat | San Francisco (BYUtv)    | 4 pm |
| 14 | Sat | Santa Clara (ESPNU)      | 6 pm |
| 16 | Mon | @ San Diego (BYUtv)      | 7 pm |
| 19 | Thu | Loyola Marymount (BYUtv) | 7 pm |
| 21 | Sat | @ Pepperdine             | TBA  |
| 25 | Wed | @ Virginia Tech (ESPN3)  | 7 pm |
| 28 | Sat | Saint Mary's (ESPNU)     | 7 pm |

#### FEBRUARY

|    |     |                         |      |
|----|-----|-------------------------|------|
| 2  | Thu | Gonzaga (ESPN2)         | 9 pm |
| 4  | Sat | @ Portland              | 7 pm |
| 11 | Sat | Pepperdine (BYUtv)      | 4 pm |
| 16 | Thu | @ San Francisco (ESPNU) | 7 pm |
| 18 | Sat | @ Santa Clara (ESPNU)   | 4 pm |
| 23 | Thu | @ Gonzaga (ESPN2)       | 8 pm |
| 25 | Sat | Portland (BYUtv)        | 4 pm |
| 29 | Wed | WCC Championships       | TBA  |

#### MARCH

|   |     |                                |     |
|---|-----|--------------------------------|-----|
| 1 | Thu | WCC Championships              | TBA |
| 2 | Fri | WCC Championships (ESPNU)      | TBA |
| 3 | Sat | WCC Championships (ESPN2)      | TBA |
| 5 | Mon | WCC Championships (ESPN/ESPN2) | TBA |

\* Chicago Invitational Challenge

^ Lumberjack Classic

### BYU ATHLETIC COMMUNICATIONS

30 Smith Field House • Provo, Utah 84602 • BYUcougars.com • (801) 422-8948

MBB Contact: Kyle Chilton • O: (801) 422-4909 • C: (801) 372-2080 • kyle\_chilton@byu.edu



## BYU Cougars (7-2, 0-0 WCC)

Head Coach: Dave Rose (Houston, 1983)

Career Record: 166-47 (7th season) Record at BYU: Same

Series: BYU leads 127-125 • Last Meeting: BYU won 72-59, 2/12/11

Provo: 71-47 • Salt Lake: 50-73 • Neutral: 6-5

VS.



## Utah (1-7, 0-0 Pac 12)

Head Coach: Larry Krystkowiak (Montana, 1996)

Career Record: 43-27 (3rd season) Record at Utah: 1-7 (1st season)

### UP NEXT

BYU's will have a week off before hosting No. 6 Baylor in the Marriott Center on Saturday, Dec. 17, at 12 p.m. MST. Listen live on the radio beginning with the pregame show at 11 a.m. MST on KSL Newsradio 102.7 FM and 1160 AM or via the Internet at KSL.com. The game will be televised live on BYUtv.

### QUICK HITS

- Saturday's Deseret Duel matchup is the 253rd meeting between BYU and Utah men's basketball. The Cougars have won 9 of 10 overall and the Deseret Duel team trophy since the Duel began in 2007-08. BYU has claimed the overall trophy three out of four years.
- Senior Noah Hartsock has been BYU's most consistent contributor this season, averaging 17.1 points, 6.9 rebounds, 2.1 assists and 2.4 blocks per game. He is shooting .557 from the field, .417 from three and .816 from the free throw line, has scored in double figures in every game this season and has posted back-to-back double-doubles.
- Against Weber State BYU scored 47 points in each half for a season-best 94 points. The 47 points in the first half were the most scored by the Cougars in a first half this season.
- As of 12/7/11, BYU leads the West Coast Conference in eight categories (scoring offense, scoring margin, 3-PT FG %, rebounding offense, blocks, assists, defensive rebounds, assist/turnover ratio), is second in the league in three (scoring defense, FG %, 3-PT FG % defense) and third in five (FG % defense, 3-PT FG made, rebounding margin, steals, turnover margin). BYU is top three in 16 of 21 categories.
- Freshman Nate Austin has caught fire as of late, totaling 35 points on 16 of 21 (.762) shooting the last three games. He had career highs of 15 points and nine boards vs. Weber State.
- Dave Rose is one of the most successful coaches in the history of BYU basketball. He is second in program history in wins (166), first in winning percentage (.779) and has led the Cougars to five-straight NCAA Tournament berths and four conference titles. He also earned three Mountain West Conference Coach of the Year awards.

### 2011-12 BYU BASKETBALL NUMERICAL ROSTER

#### Projected Starters

| #                | Name               | Pos. | Ht.  | Wt. | Yr. | 2011-12 Stats |     |     | Hometown (Previous School)                | Notes   |
|------------------|--------------------|------|------|-----|-----|---------------|-----|-----|---|---|
|                  |                    |      |      |     |     | Ppg           | Rpg | Stp |   |   |
| 0                | Brandon Davies     | F    | 6-9  | 235 | Jr. | 11.4          | 6.2 | —   | Provo, Utah (Provo HS)                    | Posted 11 points, 9 boards, 3 blocks and 1 steal vs. Weber State              |
| 1                | Charles Abouo      | G/F  | 6-5  | 215 | Sr. | 12.4          | 7.3 | —   | Abidjan, Cote d'Ivoire (Brewster Academy) | Had 15 points, 4 boards, 4 assists, 3 3-pointers and 2 steals vs. Weber State |
| 13               | Brock Zylstra      | G/F  | 6-6  | 210 | Jr. | 8.9           | 3.3 | —   | La Verne, Calif. (Bonita HS)              | Had 3 3-pointers and had 15 points, 6 boards, 2 assists and 1 steal vs. WSU   |
| 20               | Anson Winder       | G    | 6-3  | 195 | Fr. | 5.1           | 1.8 | —   | Las Vegas, Nev. (Bishop Gorman HS)        | Has started 5-straight games at point guard, averaging 4.0 assists per game   |
| 34               | Noah Hartsock      | F    | 6-8  | 230 | Sr. | 17.1          | 6.9 | —   | Bartlesville, Okla. (Bartlesville HS)     | Posted his second double-double with 19 points and 12 boards vs. Weber State  |
| <b>Bench</b>     |                    |      |      |     |     |               |     |     |   |   |
| 2                | Craig Cusick       | G    | 6-2  | 185 | Jr. | 2.0           | 1.4 | —   | Orem, Utah (Utah)                         | Set a career high with 8 assists vs. Weber State                              |
| 5                | Chris Collinsworth | F    | 6-9  | 235 | So. | 0.0           | 0.5 | —   | Provo, Utah (Provo HS)                    | Did not play vs. Weber State due to a sore knee                               |
| 10               | Matt Carlino       | G    | 6-2  | 175 | Fr. | —             | —   | —   | Scottsdale, Ariz. (Bloomington South HS)  | Transferred from UCLA ... eligible to play Dec. 17 against Baylor             |
| 12               | Josh Sharp         | F    | 6-7  | 185 | Fr. | 1.7           | 2.6 | —   | Highland, Utah (Utah)                     | Played 3 minutes vs. Weber State  |
| 14               | Nick Martineau     | G    | 6-0  | 170 | Jr. | 0.9           | 0.3 | —   | Fruit Heights, Utah (Davis HS)            | Had 2 points and 1 assist in 5 minutes vs. Weber State                        |
| 21               | Stephen Rogers     | F    | 6-8  | 195 | Jr. | 10.4          | 2.1 | —   | Mesa, Ariz. (Mesa CC)                     | Hit 6 of 10 from the field for 15 points vs. Weber State                      |
| 24               | Damarcus Harrison  | G    | 6-5  | 190 | Fr. | 4.6           | 0.9 | —   | Greenwood, S.C. (Christ School)           | Had 2 points and 1 assist in 11 minutes vs. Weber State                       |
| 33               | Nate Austin        | F/C  | 6-10 | 215 | Fr. | 5.0           | 3.0 | —   | Alpine, Utah (Lone Peak HS)               | Set career highs with 15 points and 9 boards vs. Weber State                  |
| <b>Redshirts</b> |                    |      |      |     |     |               |     |     |   |   |
| 3                | Austin Nelson      | G    | 6-0  | 160 | Fr. | —             | —   | —   | Henderson, Nev. (Coronado HS)             | Coronado's all-time leader in scoring and assists                             |
| 15               | Jaren Sweeney      | G/F  | 6-5  | 190 | Fr. | —             | —   | —   | Mesa, Ariz. (Mountain View HS)            | Earned first-team all-state honors and helped Mountain View to a state title  |
| 42               | Ian Harward        | F/C  | 6-10 | 215 | Fr. | —             | —   | —   | Orem, Utah (Orem HS)                      | Prepped at Orem High School where he averaged 14.0 points as a senior         |



**BYU SERIES VS. UTAH**

Overall Series Record: BYU leads 127-125  
 BYU Record in Provo: 71-47 (24-17 Marriott Center)  
 BYU Record in Salt Lake: 50-73 (14-30 Huntsman Center)  
 BYU Record at Neutral Sites: 6-5  
 BYU Record under Dave Rose: 10-3

**Last 10 Games vs. Utah**

|         |              |        |   |
|---------|--------------|--------|---|
| 1-31-07 | at Utah      | 76-66  | W |
| 3-3-07  | Utah         | 85-62  | W |
| 1-19-08 | at Utah      | 55-52  | W |
| 2-20-08 | Utah         | 67-59  | W |
| 1-27-09 | at Utah (OT) | 88-94  | L |
| 2-28-09 | Utah         | 63-50  | W |
| 1-30-10 | Utah         | 82-69  | W |
| 3-3-10  | at Utah      | 71-51  | W |
| 1-11-11 | at Utah      | 104-79 | W |
| 2-12-11 | Utah         | 72-59  | W |

**COMPARING THE STATS**

| Season Averages Overall | BYU  | Utah |
|-------------------------|------|------|
| Points Scored/Game      | 78.8 | 58.8 |
| Points Allowed/Game     | 60.3 | 77.4 |
| Rebounds/Game           | 39.3 | 30.3 |
| Rebounds Allowed/Game   | 33.1 | 33.8 |
| Assists/Game            | 18.6 | 10.8 |
| Steals/Game             | 7.8  | 4.1  |
| Blocks/Game             | 5.3  | 1.9  |
| Turnovers               | 13.7 | 14.8 |
| FG Percentage           | .495 | .427 |
| FG Percentage Defense   | .376 | .486 |
| 3FG Percentage          | .408 | .319 |
| 3FG/Game                | 7.9  | 4.8  |
| 3FG Percentage Defense  | .318 | .413 |
| FT Percentage           | .696 | .649 |

**UTAH'S PROBABLE STARTERS**

| Name            | Ht.  | Pos. | Ppg  | Rpg |
|-----------------|------|------|------|-----|
| Kareem Storey   | 5-10 | 184  | 4.6  | 1.9 |
| Chris Hines     | 6-0  | 185  | 10.0 | 2.3 |
| Cedric Martin   | 6-4  | 200  | 4.4  | 2.0 |
| Blake Wilkinson | 6-6  | 230  | 3.4  | 2.1 |
| Jason Washburn  | 6-10 | 244  | 10.8 | 7.3 |

**BY THE NUMBERS**

**4** The number of different players who have scored 20-plus points in a single game this season. Brandon Davies scored 25 vs. BYU-Hawaii, Charles Abouo had 22 vs. Nevada, Noah Hartsock had 21 vs. Nevada and 23 vs. Oregon and Brock Zylstra scored 23 vs. Northern Arizona.

**6** The number of 20-win seasons for BYU head coach Dave Rose. He is the second coach in BYU history to begin his career with six-straight 20-win seasons. Rose is tied with Roger Reid and Stan Watts for the most 20-win seasons in BYU history. Rose also has five 25-win seasons, a program record.

**6** The number of players who scored in double figures against Weber State, led by Noah Hartsock with 19, Charles Abouo, Brock Zylstra, Stephen Rogers and Nate Austin with 15 apiece and 11 from Brandon Davies.

**15** The number of 3-pointers BYU made against Longwood (15 of 26, 57.7 percent). The 15 threes ties the BYU single-game record, set previously against UNLV in 2007 and at Air Force in 2011.

**17** The number of points BYU allowed in the first half against BYU-Hawaii, the fewest since Mississippi Valley State scored 10 in the first half on Nov. 23, 2010.

**18** The number consecutive games in which Noah Hartsock has registered a block, including the final nine games of last season and the first nine games this season. This season he has six games with multiple blocks, including each of the last four games.

**27** The number of 3-pointers BYU hit during a two-game stretch (vs. Longwood and Prairie View A&M). The 27 3s are a BYU record for most 3s in a two-game stretch. The Cougars shot .563 (27 of 48) from three during the two games.

**51** The number of rebounds for BYU against BYU-Hawaii, the most by a Cougar squad since posting 57 vs. Mississippi Valley State on Nov. 23, 2010.

**56, 57** BYU's point totals in the second halves vs. Prairie View A&M and Longwood, respectively. The Cougars hit 21 of 33 (.636) from the field and 9 of 16 from three (.563) in the second half vs. Longwood and 19 of 28 (.679) from the field and 8 of 12 from three (.667) in the second half vs. Prairie View A&M.

**63.5** The percentage of field goals BYU has assisted on this season (167 assists on 263 field goals). Against Longwood BYU had assists on 71.9 percent of its field goals (23 assists on 32 field goals). The Cougars set their season best with assists on 73.5 percent of their field goals against Northern Arizona (25 assists on 34 field goals).

**144** The number of career blocks for senior Noah Hartsock, fourth all-time in program history. Hartsock had a season-best four blocks vs. Wisconsin. Greg Kite is first with 208 blocks, Shawn Bradley is second with 177 and Russell Larson is third with 166.

**166** BYU head coach Dave Rose's win total. He is second all-time in career wins at BYU behind Stan Watts (371 victories from 1949-72), a member of the Basketball Hall of Fame.

**DESERET DUEL**

**THE DUEL: Round Five**

In 2007, BYU, the University of Utah and Deseret First Credit Union partnered to create the Deseret First Duel, a celebration of one of the nation's oldest and most spirited college rivalries.

Previously there had been no established series to recognize the athletic supremacy of the Cougars or Utes. The university that wins the Deseret First Duel each year has its name permanently engraved on large granite monuments located at both schools and holds bragging rights for the following year and beyond.

**How the Deseret First Duel Works**

BYU and Utah compete against each other in baseball, men's and women's basketball, football, women's gymnastics, women's soccer, softball, men's and women's tennis, women's volleyball, and men's and women's swimming. Points are awarded to the school that wins each game, meet, or match. A team trophy is also presented to the winner in each sport. BYU won the inaugural Deseret First Duel in 2007-08. Utah claimed the title in

2008-09. The Cougars returned the favor in 2009-10 and then again in 2010-11.

Deseret First Credit Union is proud to sponsor the outstanding athletic programs of both universities and the energetic, frenzied rivalry between them. The Deseret First Duel is a recognition of the training, determination, and competition of student athletes and the universities they represent.



**2011-12 BYU QUICK FACTS**

**UNIVERSITY INFO**

Location: Provo, Utah 84602  
 Elevation: 4,553 feet  
 Enrollment: 32,955 (Daytime)  
 Founded: October 15, 1875  
 Owned: The Church of Jesus Christ of Latter-day Saints  
 Nickname: Cougars  
 Mascot: Cosmo  
 Colors: Blue and White  
 Arena (capacity): Marriott Center (22,700)  
 Conference: West Coast Conference  
 President: Cecil O. Samuelson (Utah, 1966)  
 Athletic Director: Tom Holmoe (BYU, 1983)  
 Athletic Website: byucougars.com  
 Tickets: 422-BYU1 or 1-800-322-BYU1

**BYU COACHING STAFF**

Head Coach: Dave Rose  
 Alma Mater (year): Houston (1983)  
 Record at School (years): 166-47 (7th year)  
 Career Division I Record (years): same  
 Basketball Office Fax: (801) 422-5965  
 Assistant Coaches (Alma Mater, year)  
     Terry Nashif (BYU, 2005)  
     Tim LaComb (Utah, 2006)  
     Mark Pope (Kentucky, 1996)  
 Dir. of Basketball Operations: Mike Hall (BYU, 2005)

**2010-11 REVIEW**

2010-11 Overall Record: 32-5  
 Conference Record/Finish: 14-2 (T-1st MWC)  
 2011 Postseason: (2-1) Lost, NCAA Regional Semifinals (New Orleans) vs. Florida, 74-83 (OT)  
 2011 Final National Ranking: 10/13

**2011-12 PREVIEW**

Lettermen Returning/Lost: 7/5  
 Newcomers: 7  
 Returning Redshirt Freshmen: 2  
 Starters Returning/Lost: 3/3  
 Returning Scoring: 38.6% (1162 of 3,012 pts)  
 Returning Rebounding: 60.0% (856 of 1,425 reb)  
 Returning Assists: 33.3% (179 of 538 ast)  
 Returning Blocks: 82.0% (123 of 150)  
 Returning Minutes: 45.2% (3,379 of 7,474)

**BYU HISTORY**

First Year of Basketball: 1903  
 Overall All-Time Record: 1647-1007 (.621)  
 Winning Seasons: 84 (last 2011)  
 Regular Season Conf. Championships: 29 (last 2011)  
 Postseason Appearances (record): 36 (26-37)  
 Total NCAA Appearances (record): 26 (14-29)  
 Last NCAA Appearance: 2011  
     Second Round: W vs. Wofford, 74-66  
     Third Round: W vs. Gonzaga, 89-67  
     Sweet 16: L vs. Florida, 74-83 (OT)  
 Total NIT Appearances (Record): 10 (12-8)  
 Last NIT Appearance: 2006  
 Result: (0-1) lost at Houston, 77-67

**FRESHMEN FINDING THEIR WAY**

Several freshmen have made significant contributions this season. Some of the top performances by BYU's freshmen are listed below.

| Name              | Opponent         | Stats   |
|-------------------|------------------|---|
| Josh Sharp        | BYU-Hawaii       | 5 points, 6 boards, 1 assist, 1 steal           |
| Josh Sharp        | Prairie View A&M | 5 points, 6 boards, 1 assist                    |
| Anson Winder      | Longwood         | 8 points, 5 assists                             |
| Anson Winder      | Prairie View A&M | 11 points, 4 assists, 3 rebounds                |
| Anson Winder      | Nevada           | 9 points, 4 rebounds, 4 assists, 4 steals       |
| Anson Winder      | Northern Arizona | 3 points, 9 assists, 2 blocks, 3 steals         |
| Anson Winder      | Oregon           | 10 points, 2 3s, 6 assists, 1 steal             |
| Damarcus Harrison | Longwood         | 11 points, 3 3s                                 |
| Damarcus Harrison | Wisconsin        | 9 points, 1 steal                               |
| Nate Austin       | Northern Arizona | 11 points, 5 of 6 shooting, 4 rebounds          |
| Nate Austin       | Oregon           | 9 points, 4 of 7 shooting, 6 rebounds           |
| Nate Austin       | Weber State      | 15 points, 7 of 8 shooting, 9 rebounds, 1 block |

**NO, I WON'T GET OUT OF YOUR WAY**

Junior Forward Brandon Davies has made a habit of making the opposition pay when driving to the basket. Against Utah State, Davies drew four charges. He took three charges against BYU-Hawaii, two against Prairie View A&M and one against Nevada to bring his season total to 10. Nate Austin assumed Davies' role against Longwood, taking three charges. Austin added two more against Oregon and one against Weber State.

**ALL-TIME BLOCKS LEADERS**

Noah Hartsock is establishing himself as one of the best shot blockers in BYU history. He is currently fourth all-time in program history.

| Blocks            | Seasons      | GP  | Blocks | Blocks/G |
|-------------------|--------------|-----|--------|----------|
| 1. Greg Kite      | 1979-83      | 112 | 208    | 1.9      |
| 2. Shawn Bradley  | 1990-91      | 34  | 177    | 5.2      |
| 3. Russell Larson | 1991-95      | 129 | 166    | 1.3      |
| 4. Noah Hartsock  | 2008-present | 107 | 144    | 1.3      |

**REGULAR SEASON TOURNEY SUCCESS**

With a second-place finish in the Chicago Invitational Challenge, Dave Rose has finished first in four regular season tournaments and second in two. Under Dave Rose, BYU is 20-2 in regular season tournaments.

|         |  |     |     |   |   |
|---------|--|-----|-----|---|---|
| 2006-07 | <i>BYU Holiday Classic</i>               |     |     |   |   |
|         | Liberty                                  | 73  | 59  | W | H |
|         | Oral Roberts                             | 72  | 62  | W | H |
|         | Seton Hall                               | 77  | 68  | W | H |
| 2007-08 | <i>Las Vegas Invitational</i>            |     |     |   |   |
|         | Jackson State                            | 100 | 61  | W | H |
|         | Hartford                                 | 97  | 73  | W | H |
|         | No. 6 Louisville                         | 78  | 76  | W | N |
|         | No. 1 North Carolina                     | 63  | 73  | L | N |
| 2008-09 | <i>Basketball Travelers Invitational</i> |     |     |   |   |
|         | North Florida                            | 74  | 41  | W | H |
|         | Rice                                     | 83  | 52  | W | H |
|         | Cal Poly                                 | 76  | 64  | W | H |
| 2009-10 | <i>Las Vegas Classic</i>                 |     |     |   |   |
|         | Wagner                                   | 77  | 61  | W | H |
|         | Eastern Washington                       | 91  | 34  | W | H |
|         | Nevada                                   | 110 | 104 | W | N |
|         | Nebraska                                 | 88  | 66  | W | N |
| 2010-11 | <i>South Padre Island Invitational</i>   |     |     |   |   |
|         | Chicago State                            | 109 | 60  | W | H |
|         | Mississippi Valley State                 | 83  | 36  | W | H |
|         | South Florida (2OT)                      | 77  | 75  | W | N |
|         | Saint Mary's                             | 74  | 73  | W | N |
| 2011-12 | <i>Chicago Invitational Challenge</i>    |     |     |   |   |
|         | Longwood                                 | 92  | 60  | W | H |
|         | Prairie View A&M                         | 90  | 51  | W | H |
|         | Nevada                                   | 76  | 55  | W | N |
|         | Wisconsin                                | 56  | 73  | L | N |



**ROSTER BREAKDOWN**

| Starters Returning | Pos. | Yr. | Ppg  | Rpg | Exp |
|--------------------|------|-----|------|-----|-----|
| Charles Abouo      | G/F  | Sr. | 7.2  | 4.8 | 3L  |
| Brandon Davies     | F    | Jr. | 11.1 | 6.2 | 2L  |
| Noah Hartsock      | F    | Sr. | 8.6  | 5.9 | 3L  |

| Other Returnees    | Pos. | Yr. | Ppg | Rpg | Exp |
|--------------------|------|-----|-----|-----|-----|
| Matt Carlino**     | G    | Fr. | —   | —   | RS  |
| Chris Collinsworth | F    | So. | 5.9 | 5.6 | 2L  |
| Craig Cusick ^     | G    | Jr. | —   | —   | PS  |
| Nick Martineau     | G    | Jr. | 0.7 | 0.4 | 2L  |
| Stephen Rogers     | F    | Jr. | 4.1 | 2.2 | 1L  |
| Anson Winder**     | G    | Fr. | —   | —   | RS  |
| Brock Zylstra      | G    | Jr. | 1.1 | 1.3 | 2L  |

\*\* Redshirted in 2010-11

^ A member of the practice squad in 2010-11

| Newcomers         | Pos. | Yr. |
|-------------------|------|-----|
| Nate Austin       | F/C  | Fr. |
| Damarcus Harrison | G    | Fr. |
| Ian Harward       | F/C  | Fr. |
| Austin Nelson     | G    | Fr. |
| Josh Sharp        | F    | Fr. |
| Jaren Sweeney     | G/F  | Fr. |

**BY POSITION**

**Point Guard**

|                   |   |     |
|-------------------|---|-----|
| Matt Carlino      | G | Fr. |
| Damarcus Harrison | G | Fr. |
| Austin Nelson     | G | Fr. |
| Brock Zylstra     | G | Jr. |

**Wing**

|                |     |     |
|----------------|-----|-----|
| Charles Abouo  | G/F | Sr. |
| Stephen Rogers | F   | Jr. |
| Josh Sharp     | F   | Fr. |
| Jaren Sweeney  | G/F | Fr. |
| Anson Winder   | G   | Fr. |
| Brock Zylstra  | G   | Jr. |

**Post**

|                    |     |     |
|--------------------|-----|-----|
| Nate Austin        | F/C | Fr. |
| Chris Collinsworth | F   | So. |
| Brandon Davies     | F   | Jr. |
| Noah Hartsock      | F   | Sr. |
| Ian Harward        | F/C | Fr. |
| Josh Sharp         | F   | Fr. |

**BY YEAR**

**Freshmen**

|                   |     |     |
|-------------------|-----|-----|
| Nate Austin       | F/C | Fr. |
| Matt Carlino      | G   | Fr. |
| Damarcus Harrison | G   | Fr. |
| Ian Harward       | F/C | Fr. |
| Austin Nelson     | G   | Fr. |
| Josh Sharp        | F   | Fr. |
| Jaren Sweeney     | G/F | Fr. |
| Anson Winder      | G   | Fr. |

**Sophomore**

|                    |   |     |
|--------------------|---|-----|
| Chris Collinsworth | F | So. |
|--------------------|---|-----|

**Junior**

|                |   |     |
|----------------|---|-----|
| Craig Cusick   | G | Jr. |
| Nick Martineau | G | Jr. |
| Brock Zylstra  | G | Jr. |
| Brandon Davies | F | Jr. |
| Stephen Rogers | F | Jr. |

**Senior**

|               |     |     |
|---------------|-----|-----|
| Charles Abouo | G/F | Sr. |
| Noah Hartsock | F   | Sr. |

**MR. ROGER'S NEIGHBORHOOD**

Stephen Rogers had played some of his best basketball of the season when playing in the state of Utah. In his last four games in-state (three home games and one road game), Rogers is averaging 16.5 points per game. He had 17 against Longwood and 18 against Prairie View A&M at home, 16 vs. Oregon at EnergySolutions Arena and 15 at home against Weber State.

**NATE 'REX' AUSTIN**

Freshman big man Nate Austin has stepped up his game lately, averaging 11.7 points and 6.3 rebounds over the last three games. During that stretch he is shooting 76.2 percent (16 of 21) from the field and 50.0 percent from three (3 of 6). Austin posted career highs of 15 points and nine rebounds vs. Weber State.

**AMONG THE NATION'S BEST**

BYU men's basketball is one of the most successful programs in the nation in recent history. See below.

**Best Combined Record 09-10 and 10-11**

| Team          | W  | L  | Pct. |
|---------------|----|----|------|
| 1. Kansas     | 68 | 6  | .919 |
| 2. Duke       | 67 | 10 | .870 |
| 3. Ohio State | 63 | 11 | .851 |
| 4. <i>BYU</i> | 62 | 11 | .849 |
| 5. Kentucky   | 64 | 12 | .842 |

**Teams With 25 Wins, Last Five Seasons**

- *BYU*
- Butler
- Kansas
- Pittsburgh

**GOING GREEK**

BYU men's basketball went on a 10-day, four-game tour of Greece in August. The Cougars won their first two games against the Athens All-Stars (88-56) and ASE Doukas (114-45) while also playing a friendly game against US Navy personnel on a base in Crete. While in Greece, BYU was invited to participate in the Acropolis of Athens Tournament against the Greek and Italian National Teams, both ranked among the top 10 in the world by FIBA. Against Greece, Stephen Rogers led BYU with 20 points in an 83-54 loss. Brock Zylstra exploded for 26 points and four 3-pointers in BYU's 102-63 loss to an Italian team that featured three NBA stars.

**NEW HOME**

In 2011-12, BYU men's basketball enters its first season as a member of the West Coast Conference. The Cougars have played each member of the league at least twice all time. Last season, BYU defeated St. Mary's 74-73 in the South Padre Island Invitational championship game and Gonzaga 89-67 in the third round of the NCAA Tournament to advance to the Sweet 16. See below for BYU's all-time record vs. its new conference and its record under Dave Rose vs. those teams.

| OPPONENT         | ALL-TIME (ROSE VS.) |
|------------------|---------------------|
| Gonzaga          | 1-1 (1-0)           |
| Loyola Marymount | 2-1 (1-1)           |
| Pepperdine       | 4-4 (2-0)           |
| Portland         | 5-0 (3-0)           |
| St. Mary's       | 8-2 (1-0)           |
| San Diego        | 2-0 (0-0)           |
| San Francisco    | 5-5 (1-0)           |
| Santa Clara      | 15-5 (0-0)          |
| <i>Total</i>     | <i>42-18 (9-1)</i>  |

**COACHING STAFF**

For the second-straight season there was a change to the coaching staff. Former associate head coach Dave Rice, who had been with the staff since Rose became the head coach in 2005, left to take the head job at his alma mater, UNLV. Rose hired Mark Pope as an assistant coach in May 2011. Pope comes to BYU after one season as an assistant at Wake Forest. Prior to Wake Forest, Pope was the director of basketball operations at Georgia. Pope played his college ball at Washington and Kentucky. In 1996, he was a team captain and helped Kentucky win the NCAA National Championship. Pope was selected by the Indiana Pacers in the second round of the NBA draft and played seven seasons in the NBA. He played in the Eastern Conference Finals with Indiana (1998) and Milwaukee (2001).





**BYU'S 2011-12 RECORD WHEN**

|  |     |
|--|-----|
| At home                                      | 4-0 |
| On the road                                  | 0-1 |
| On a neutral floor                           | 3-1 |
| On Television                                | 7-2 |
| On BYUtv                                     | 6-0 |
| On ESPN2                                     | 0-0 |
| On ESPNU                                     | 1-0 |
| On FSN                                       | 0-0 |
| On KCSG                                      | 0-1 |
| On Big Ten Network                           | 0-1 |
| On Monday                                    | 0-0 |
| On Tuesday                                   | 2-0 |
| On Wednesday                                 | 2-0 |
| On Thursday                                  | 0-0 |
| On Friday                                    | 2-1 |
| On Saturday                                  | 1-1 |
| Coming off a win                             | 5-1 |
| Coming off a loss                            | 2-0 |
| Had two or more days between last game       | 7-0 |
| Had only one day between last game           | 0-0 |
| Playing the next day after a game            | 0-1 |
| BYU scores 100 or more points                | 0-0 |
| BYU scores between 90-99 points              | 3-0 |
| BYU scores between 80-89 points              | 1-0 |
| BYU scores between 70-79 points              | 3-0 |
| BYU scores between 60-69 points              | 0-1 |
| BYU scores below 60 points                   | 0-1 |
| Opponent scores 90 or more points            | 0-0 |
| Opponent scores between 80-89 points         | 0-0 |
| Opponent scores between 70-79 points         | 0-1 |
| Opponent scores between 60-69 points         | 3-1 |
| Opponent scores between 50-59 points         | 4-0 |
| Opponent scores below 50 points              | 0-0 |
| BYU leads at half                            | 7-0 |
| Opponent leads at half                       | 0-2 |
| Score tied at half                           | 0-0 |
| BYU leads with 5 minutes left                | 7-0 |
| Opponent leads with 5 min. left              | 0-2 |
| Score tied with 5 minutes left               | 0-0 |
| BYU leads with 1 minute left                 | 7-0 |
| Opponent leads with 1 min. left              | 0-2 |
| Score tied with 1 minute left                | 0-0 |
| Game goes into overtime                      | 0-0 |
| BYU shoots 50 % or better                    | 5-0 |
| Opponent shoots 50 % or better               | 0-1 |
| BYU outshoots opponent                       | 7-1 |
| Opponent outshoots BYU                       | 0-1 |
| Teams shoot equal from the field             | 0-0 |
| BYU outrebounds opponent                     | 7-0 |
| Opponent outrebounds BYU                     | 0-2 |
| BYU and opponent tie in rebounds             | 0-0 |
| vs. top-25 ranked opponent                   | 0-1 |
| vs. 2011 regular-season conference champions | 0-1 |
| vs. 2011 postseason teams                    | 4-2 |

| # PLAYERS IN DOUBLE FIGURES | 11-12 | CONF |
|-----------------------------|-------|------|
| One Player                  | 0-1   | 0-0  |
| Two Players                 | 1-0   | 0-0  |
| Three Players               | 2-1   | 0-0  |
| Four Players                | 2-0   | 0-0  |
| Five Players                | 1-0   | 0-0  |
| Six Players                 | 1-0   | 0-0  |

| LATE FREE THROWS  | 5:00-2:00   | 2:00-0:00/OT |
|-------------------|-------------|--------------|
| Charles Abouo     | 2-3 (.667)  | 4-4 (1.000)  |
| Noah Hartsock     | 4-4 (.500)  | —            |
| Brandon Davies    | —           | 1-1 (1.000)  |
| Nick Martineau    | —           | 1-2 (.500)   |
| Josh Sharp        | —           | 1-2 (.500)   |
| Nate Austin       | 2-5 (.400)  | 2-3 (.667)   |
| Damarcus Harrison | —           | 1-1 (1.000)  |
| Anson Winder      | 0-1 (.000)  | 1-1 (1.000)  |
| Team              | 8-13 (.615) | 11-14 (.786) |

| DUNKS              | 11-12 | CAREER |
|--------------------|-------|--------|
| Charles Abouo      | 2     | 15     |
| Brandon Davies     | 8     | 32     |
| Chris Collinsworth | 0     | 4      |
| Noah Hartsock      | 2     | 7      |
| Brock Zylstra      | 0     | 1      |
| Stephen Rogers     | 1     | 2      |
| Josh Sharp         | 1     | 1      |
| Anson Winder       | 1     | 1      |
| Nate Austin        | 1     | 1      |
| BYU                | 16    | —      |
| Opponents          | 11    | —      |

**BYU STARTING LINEUPS**

| OPPONENT             | (1)     | (2)     | (3)   | (4)      | (5)    |
|----------------------|---------|---------|-------|----------|--------|
| at Utah State        | Zylstra | Rogers  | Abouo | Hartsock | Davies |
| BYU-Hawaii           | Zylstra | Rogers  | Abouo | Hartsock | Davies |
| Longwood             | Cusick  | Zylstra | Abouo | Hartsock | Davies |
| Prairie View A&M     | Cusick  | Zylstra | Abouo | Hartsock | Davies |
| vs. Nevada           | Winder  | Zylstra | Abouo | Hartsock | Davies |
| vs. Wisconsin        | Winder  | Zylstra | Abouo | Hartsock | Davies |
| vs. Northern Arizona | Winder  | Zylstra | Abouo | Hartsock | Davies |
| vs. Oregon           | Winder  | Zylstra | Abouo | Hartsock | Davies |
| Weber State          | Winder  | Zylstra | Abouo | Hartsock | Davies |
| at Utah              |         |         |       |          |        |
| Baylor               |         |         |       |          |        |
| Buffalo              |         |         |       |          |        |
| UC Santa Barbara     |         |         |       |          |        |
| Cal State San Marcos |         |         |       |          |        |
| at Saint Mary's      |         |         |       |          |        |
| San Diego            |         |         |       |          |        |
| at Loyola Marymount  |         |         |       |          |        |
| San Francisco        |         |         |       |          |        |
| Santa Clara          |         |         |       |          |        |
| at San Diego         |         |         |       |          |        |
| Loyola Marymount     |         |         |       |          |        |
| at Pepperdine        |         |         |       |          |        |
| at Virginia Tech     |         |         |       |          |        |
| Saint Mary's         |         |         |       |          |        |
| Gonzaga              |         |         |       |          |        |
| at Portland          |         |         |       |          |        |
| Pepperdine           |         |         |       |          |        |
| at San Francisco     |         |         |       |          |        |
| at Santa Clara       |         |         |       |          |        |
| Gonzaga              |         |         |       |          |        |
| Portland             |         |         |       |          |        |

**WON-LOSS RECORDS/STARTING LINEUPS**

| RECORD | (1)     | (2)     | (3)   | (4)      | (5)    |
|--------|---------|---------|-------|----------|--------|
| 1-1    | Zylstra | Rogers  | Abouo | Hartsock | Davies |
| 2-0    | Cusick  | Zylstra | Abouo | Hartsock | Davies |
| 4-1    | Winder  | Zylstra | Abouo | Hartsock | Davies |

**FREE THROW STREAKS**

|          |    |                     |
|----------|----|---------------------|
| Davies   | 11 | 11/22/11 - current  |
| Hartsock | 10 | 11/25/11 - 12/3/11  |
| Hartsock | 8  | 11/11/11 - 11/18/11 |
| Hartsock | 8  | 12/3/11 - 12/7/11   |
| Abouo    | 8  | 11/22/11 - 12/7/11  |
| Davies   | 7  | 11/11/11 - 11/15/11 |
| Zylstra  | 5  | 11/22/11 - 12/3/11  |
| Harrison | 3  | 11/22/11 - current  |
| Rogers   | 3  | 12/3/11 - current   |

**MARGIN OF VICTORY**

| MARGIN         | WINS           | LOSSES |
|----------------|----------------|--------|
| 1 point        | —              | —      |
| 2 points       | —              | —      |
| 3 points       | —              | —      |
| 4 points       | —              | —      |
| 5 points       | —              | —      |
| 6 points       | —              | —      |
| 7 points       | —              | 1      |
| 8 points       | —              | —      |
| 9 points       | —              | —      |
| 10 points      | —              | —      |
| 11 points      | —              | —      |
| 12 points      | —              | —      |
| 13 points      | —              | —      |
| 14 points      | 1              | —      |
| 15 points      | —              | —      |
| 16-19 points   | —              | 1 (17) |
| 20-24 points   | 2 (21, 21)     | —      |
| 25-29 points   | 1 (28)         | —      |
| 30-plus points | 3 (32, 35, 39) | —      |

**STREAKS**

| STREAK                               | 11-12  | OVERALL  |
|--------------------------------------|--------|----------|
| Current won/loss streak              | 3 wins | same     |
| At home                              | 4 wins | 4 wins   |
| On the road                          | 1 loss | same     |
| On a neutral floor                   | 2 wins | same     |
| At home vs. Nonconference            | 4 wins | 19 wins  |
| At home vs. WCC                      | —      | —        |
| On the road vs. Nonconference        | 1 loss | same     |
| On the road vs. WCC                  | —      | —        |
| On a neutral floor vs. Nonconference | 2 wins | same     |
| On a neutral floor vs. WCC           | —      | —        |
| at regular-season tournament         | 1 loss | same     |
| at WCC Tournament                    | —      | —        |
| at NCAA Tournament                   | —      | 1 loss   |
| at NIT                               | —      | 2 losses |
| Games With a Three-Point Make        | 9      | 484      |

**GAMES PLAYED**

|                    | 2011-12 | CAREER      |
|--------------------|---------|-------------|
| Charles Abouo      | 9 (7-2) | 115 (94-21) |
| Noah Hartsock      | 9 (7-2) | 109 (89-20) |
| Brandon Davies     | 9 (7-2) | 73 (64-9)   |
| Brock Zylstra      | 9 (7-2) | 58 (49-9)   |
| Nick Martineau     | 7 (6-1) | 52 (47-5)   |
| Chris Collinsworth | 2 (1-1) | 46 (36-10)  |
| Stephen Rogers     | 9 (7-2) | 45 (38-7)   |
| Craig Cusick       | 9 (7-2) | 9 (7-2)     |
| Josh Sharp         | 9 (7-2) | 9 (7-2)     |
| Damarcus Harrison  | 9 (7-2) | 9 (7-2)     |
| Nate Austin        | 9 (7-2) | 9 (7-2)     |
| Anson Winder       | 8 (7-1) | 8 (7-1)     |

**GAMES STARTED**

|                | 2011-12 | CAREER     |
|----------------|---------|------------|
| Noah Hartsock  | 9 (7-2) | 75 (63-12) |
| Brandon Davies | 9 (7-2) | 36 (31-5)  |
| Charles Abouo  | 9 (7-2) | 35 (30-5)  |
| Brock Zylstra  | 9 (7-2) | 9 (7-2)    |
| Anson Winder   | 5 (4-1) | 5 (4-1)    |
| Stephen Rogers | 2 (1-1) | 2 (1-1)    |
| Craig Cusick   | 2 (2-0) | 2 (2-0)    |



**2011-12 SCORING BY HALF (BYU-OPPONENT)**

|                      | 1ST HALF         | (MARGIN)    | FG %             | 2ND HALF         | (MARGIN)    | FG %             | OT       | (MARGIN) | FG %     | FINAL            | (MARGIN)     | FG %             |
|----------------------|------------------|-------------|------------------|------------------|-------------|------------------|----------|----------|----------|------------------|--------------|------------------|
| at Utah State        | 28-30            | -2          | 50.0-47.6        | 34-39            | -5          | 44.0-44.4        | —        | —        | —        | 62-69            | -7           | 46.8-45.8        |
| BYU-Hawaii           | 40-17            | +23         | 50.0-19.4        | 33-35            | -2          | 47.8-40.5        | —        | —        | —        | 73-52            | +21          | 49.1-30.9        |
| Longwood             | 35-29            | +6          | 44.0-39.3        | 57-31            | +26         | 63.6-42.9        | —        | —        | —        | 92-60            | +32          | 55.2-41.1        |
| Prairie View A&M     | 34-25            | +9          | 43.5-32.3        | 56-26            | +30         | 67.9-26.3        | —        | —        | —        | 90-51            | +39          | 56.9-29.0        |
| vs. Nevada           | 34-27            | +7          | 46.7-34.5        | 42-28            | +14         | 63.0-40.7        | —        | —        | —        | 76-55            | +21          | 54.4-37.5        |
| vs. Wisconsin        | 32-34            | -2          | 50.0-42.9        | 24-39            | -15         | 36.0-60.0        | —        | —        | —        | 56-73            | -17          | 43.1-50.9        |
| vs. Northern Arizona | 44-21            | +23         | 48.5-33.3        | 43-31            | +12         | 54.5-41.4        | —        | —        | —        | 87-52            | +35          | 51.5-37.7        |
| vs. Oregon           | 38-31            | +7          | 37.8-41.7        | 41-34            | +7          | 41.2-36.4        | —        | —        | —        | 79-65            | +14          | 39.4-38.6        |
| Weber State          | 47-34            | +13         | 40.9-32.4        | 47-32            | +15         | 63.6-34.5        | —        | —        | —        | 94-66            | +28          | 50.6-33.3        |
| at Utah              |                  |             |                  |                  |             |                  |          |          |          |                  |              |                  |
| Baylor               |                  |             |                  |                  |             |                  |          |          |          |                  |              |                  |
| Buffalo              |                  |             |                  |                  |             |                  |          |          |          |                  |              |                  |
| UC Santa Barbara     |                  |             |                  |                  |             |                  |          |          |          |                  |              |                  |
| Cal State San Marcos |                  |             |                  |                  |             |                  |          |          |          |                  |              |                  |
| at Saint Mary's      |                  |             |                  |                  |             |                  |          |          |          |                  |              |                  |
| San Diego            |                  |             |                  |                  |             |                  |          |          |          |                  |              |                  |
| at Loyola Marymount  |                  |             |                  |                  |             |                  |          |          |          |                  |              |                  |
| San Francisco        |                  |             |                  |                  |             |                  |          |          |          |                  |              |                  |
| Santa Clara          |                  |             |                  |                  |             |                  |          |          |          |                  |              |                  |
| at San Diego         |                  |             |                  |                  |             |                  |          |          |          |                  |              |                  |
| Loyola Marymount     |                  |             |                  |                  |             |                  |          |          |          |                  |              |                  |
| at Pepperdine        |                  |             |                  |                  |             |                  |          |          |          |                  |              |                  |
| at Virginia Tech     |                  |             |                  |                  |             |                  |          |          |          |                  |              |                  |
| Saint Mary's         |                  |             |                  |                  |             |                  |          |          |          |                  |              |                  |
| Gonzaga              |                  |             |                  |                  |             |                  |          |          |          |                  |              |                  |
| at Portland          |                  |             |                  |                  |             |                  |          |          |          |                  |              |                  |
| Pepperdine           |                  |             |                  |                  |             |                  |          |          |          |                  |              |                  |
| at San Francisco     |                  |             |                  |                  |             |                  |          |          |          |                  |              |                  |
| at Santa Clara       |                  |             |                  |                  |             |                  |          |          |          |                  |              |                  |
| Gonzaga              |                  |             |                  |                  |             |                  |          |          |          |                  |              |                  |
| Portland             |                  |             |                  |                  |             |                  |          |          |          |                  |              |                  |
| <b>SEASON TOTALS</b> | <b>36.9-27.6</b> | <b>+9.4</b> | <b>45.4-35.2</b> | <b>41.8-32.8</b> | <b>+9.1</b> | <b>53.8-39.9</b> | <b>—</b> | <b>—</b> | <b>—</b> | <b>78.8-60.3</b> | <b>+18.5</b> | <b>49.5-37.6</b> |

**2011-12 OFFENSIVE TRENDS (BYU-OPPONENT)**

|                                  | PTS/PAINT          | (MARGIN)   | PTS OFF T.O.       | (MARGIN)   | 2ND CHANCE PTS     | (MARGIN)   | FASTBREAK PTS      | (MARGIN)   | BENCH PTS          | (MARGIN)   | BIG RUN  | BIG LEAD |
|----------------------------------|--------------------|------------|--------------------|------------|--------------------|------------|--------------------|------------|--------------------|------------|----------|----------|
| at Utah State                    | 22-20              | +2         | 15-21              | -6         | 7-9                | -2         | 0-0                | 0          | 6-11               | -5         | 5-0/11-0 | 4/11     |
| BYU-Hawaii                       | 30-22              | +8         | 15-4               | +11        | 11-8               | +3         | 6-0                | +6         | 18-13              | +5         | 13-0/5-0 | 26/NA    |
| Longwood                         | 26-12              | +14        | 16-4               | +12        | 25-3               | +22        | 4-2                | +2         | 44-16              | +28        | 9-0/7-0  | 32/6     |
| Prairie View A&M                 | 30-24              | +6         | 14-7               | +7         | 12-10              | +2         | 10-4               | +6         | 41-19              | +22        | 18-0/4-0 | 41/3     |
| vs. Nevada                       | 40-28              | +12        | 22-10              | +12        | 13-7               | +6         | 16-2               | +14        | 6-5                | +1         | 16-0/9-0 | 24/2     |
| vs. Wisconsin                    | 30-24              | +6         | 11-20              | -9         | 12-9               | +3         | 11-2               | +9         | 19-23              | -4         | 7-0/11-0 | 4/22     |
| vs. Northern Arizona             | 28-26              | +2         | 28-10              | +18        | 10-2               | +8         | 10-6               | +4         | 27-24              | +3         | 15-0/5-0 | 37/4     |
| vs. Oregon                       | 27-22              | +5         | 17-9               | +9         | 19-8               | +11        | 6-0                | +6         | 25-16              | +9         | 13-0/8-0 | 21/8     |
| Weber State                      | 42-22              | +20        | 14-9               | +6         | 15-11              | +4         | 10-2               | +8         | 34-20              | +14        | 8-0/10-0 | 34/3     |
| at Utah                          |                    |            |                    |            |                    |            |                    |            |                    |            |          |          |
| Baylor                           |                    |            |                    |            |                    |            |                    |            |                    |            |          |          |
| Buffalo                          |                    |            |                    |            |                    |            |                    |            |                    |            |          |          |
| UC Santa Barbara                 |                    |            |                    |            |                    |            |                    |            |                    |            |          |          |
| Cal State San Marcos             |                    |            |                    |            |                    |            |                    |            |                    |            |          |          |
| at Saint Mary's                  |                    |            |                    |            |                    |            |                    |            |                    |            |          |          |
| San Diego                        |                    |            |                    |            |                    |            |                    |            |                    |            |          |          |
| at Loyola Marymount              |                    |            |                    |            |                    |            |                    |            |                    |            |          |          |
| San Francisco                    |                    |            |                    |            |                    |            |                    |            |                    |            |          |          |
| Santa Clara                      |                    |            |                    |            |                    |            |                    |            |                    |            |          |          |
| at San Diego                     |                    |            |                    |            |                    |            |                    |            |                    |            |          |          |
| Loyola Marymount                 |                    |            |                    |            |                    |            |                    |            |                    |            |          |          |
| at Pepperdine                    |                    |            |                    |            |                    |            |                    |            |                    |            |          |          |
| at Virginia Tech                 |                    |            |                    |            |                    |            |                    |            |                    |            |          |          |
| Saint Mary's                     |                    |            |                    |            |                    |            |                    |            |                    |            |          |          |
| Gonzaga                          |                    |            |                    |            |                    |            |                    |            |                    |            |          |          |
| at Portland                      |                    |            |                    |            |                    |            |                    |            |                    |            |          |          |
| Pepperdine                       |                    |            |                    |            |                    |            |                    |            |                    |            |          |          |
| at San Francisco                 |                    |            |                    |            |                    |            |                    |            |                    |            |          |          |
| at Santa Clara                   |                    |            |                    |            |                    |            |                    |            |                    |            |          |          |
| Gonzaga                          |                    |            |                    |            |                    |            |                    |            |                    |            |          |          |
| Portland                         |                    |            |                    |            |                    |            |                    |            |                    |            |          |          |
| <b>SEASON TOTALS</b>             | <b>275-200</b>     | <b>+75</b> | <b>152-94</b>      | <b>+59</b> | <b>124-67</b>      | <b>+57</b> | <b>73-18</b>       | <b>+55</b> | <b>220-147</b>     | <b>+73</b> |          |          |
| <b>TIMES LED, RECORD (W/L/T)</b> | <b>7-2/0-0/0-0</b> |            | <b>7-0/0-2/0-0</b> |            | <b>7-1/0-1/0-0</b> |            | <b>7-1/0-0/0-1</b> |            | <b>7-0/0-2/0-0</b> |            |          |          |





**2011-12 WCC STANDINGS (AS OF 12/7/11)**

|                  | WCC | Pct  | Overall |
|------------------|-----|------|---------|
| Gonzaga          | 0-0 | .000 | 5-1     |
| Saint Mary's     | 0-0 | .000 | 5-1     |
| BYU              | 0-0 | .000 | 7-2     |
| Santa Clara      | 0-0 | .000 | 5-2     |
| San Francisco    | 0-0 | .000 | 7-3     |
| Pepperdine       | 0-0 | .000 | 5-3     |
| Loyola Marymount | 0-0 | .000 | 5-4     |
| San Diego        | 0-0 | .000 | 4-4     |
| Portland         | 0-0 | .000 | 3-6     |

**2011-12 WCC PLAYERS OF THE WEEK**

- Nov. 14 Ashley Hamilton, Loyola Marymount
- Nov. 21 Kevin Pangos, Gonzaga
- Nov. 28 Evan Roquemore, Santa Clara
- Dec. 5 Noah Hartssock, BYU

**PRESEASON WCC MEDIA POLL**

| School (First-place votes)      | Points |
|---------------------------------|--------|
| 1. Gonzaga University (7)       | 63     |
| 2. Saint Mary's College (1)     | 56     |
| 3. Brigham Young University (1) | 52     |
| 4. University of San Francisco  | 42     |
| 5. Santa Clara University       | 35     |
| 6. Loyola Marymount University  | 27     |
| 7. University of Portland       | 25     |
| 8. Pepperdine University        | 13     |
| 9. University of San Diego      | 11     |

**PRESEASON ALL-WCC**

| Player              | School           | Yr.    | Pos. |
|---------------------|------------------|--------|------|
| Brandon Davies      | BYU              | Jr.    | F    |
| Matthew Dellavedova | Saint Mary's     | Jr.    | G    |
| Kevin Foster        | Santa Clara      | RS-Jr. | G    |
| Rashad Green        | San Francisco    | Sr.    | G    |
| Elias Harris        | Gonzaga          | Jr.    | F    |
| Rob Jones           | Saint Mary's     | RS-Sr. | F    |
| Nemanja Mitrovic    | Portland         | Sr.    | G    |
| Robert Sacre        | Gonzaga          | RS-Sr. | C    |
| Drew Viney          | Loyola Marymount | RS-Sr. | F    |
| Michael Williams    | San Francisco    | Jr.    | G    |

Note: Team listed alphabetically

Click/scan to view the WCC men's basketball page on WCCsports.com



**TEAM**

| WCC STATS (12/7/11)    | ALL | CONF |
|------------------------|-----|------|
| Scoring Offense        | 1st | —    |
| Scoring Defense        | 2nd | —    |
| Scoring Margin         | 1st | —    |
| FT Percentage          | 6th | —    |
| FG Percentage          | 2nd | —    |
| FG Percentage Defense  | 3rd | —    |
| 3FG Percentage         | 1st | —    |
| 3FG Percentage Defense | 2nd | —    |
| 3-Point FG Made/Game   | 3rd | —    |
| Rebounding Offense     | 1st | —    |
| Rebounding Defense     | 5th | —    |
| Rebounding Margin      | 3rd | —    |
| Blocked Shots          | 1st | —    |
| Assists                | 1st | —    |
| Steals                 | 3rd | —    |
| Turnover Margin        | 3rd | —    |
| Assist/Turnover Ratio  | 1st | —    |
| Offensive Rebounds     | 8th | —    |
| Defensive Rebounds     | 1st | —    |
| Defensive Reb Pct      | 4th | —    |
| Offensive Reb Pct      | 8th | —    |

**NCAA STATS (12/4/11)**

|                          | RANK | ACTUAL |
|--------------------------|------|--------|
| Won-Lost Percentage      | 58   | 75.0   |
| Scoring Offense          | 57   | 76.9   |
| Scoring Defense          | 47   | 59.6   |
| Scoring Margin           | 20   | 17.3   |
| Field-Goal Percentage    | 20   | 49.3   |
| Field-Goal Pct Defense   | 43   | 38.3   |
| 3-Point Field Goals/Game | 55   | 7.9    |
| 3-Point Field-Goal Pct   | 31   | 40.9   |
| Three Pt FG Defense      | 174  | 32.9   |
| Free-Throw Percentage    | 111  | 70.3   |
| Rebound Margin           | 45   | 6.6    |
| Assists Per Game         | 9    | 18.4   |
| Assist Turnover Ratio    | 34   | 1.27   |
| Blocked Shots Per Game   | 61   | 4.9    |
| Steals Per Game          | 84   | 8.0    |
| Turnovers Per Game       | 176  | 14.5   |
| Turnover Margin          | 100  | 2.0    |
| Personal Fouls Per Game  | 111  | 17.8   |

**INDIVIDUAL**

| WCC (12/7/11)      | TOP BYU PLAYER - ALL  | TOP BYU PLAYER - CONF |
|--------------------|-----------------------|-----------------------|
| Scoring            | Noah Hartssock - 3rd  | —                     |
| Rebounding         | Charles Abouo - 6th   | —                     |
| FG Percentage      | Noah Hartssock - 4th  | —                     |
| Assists            | Anson Winder - 4th    | —                     |
| FT Percentage      | Noah Hartssock - 10th | —                     |
| Steals             | Charles Abouo - 8th   | —                     |
| 3FG Percentage     | Charles Abouo - 2nd   | —                     |
| 3FG Made/Game      | Charles Abouo - 9th   | —                     |
| Blocked Shots      | Noah Hartssock - 1st  | —                     |
| Assist/TO Ratio    | Anson Winder - 1st    | —                     |
| Offensive Rebounds | Charles Abouo - 11th  | —                     |
| Defensive Rebounds | Charles Abouo - 5th   | —                     |
| Minutes Played     | Noah Hartssock - 7th  | —                     |

**NCAA (12/4/11)**

|                        | BYU PLAYER - RANK    | ACTUAL |
|------------------------|----------------------|--------|
| Points Per Game        | Noah Hartssock - 116 | 16.9   |
| Field Goal Percentage  | Noah Hartssock - 34  | 57.8   |
| Free Throw Percentage  | Noah Hartssock - 159 | 81.3   |
|                        | Brandon Davies - 221 | 78.6   |
| Rebounds Per Game      | Charles Abouo - 116  | 7.8    |
| Assists Per Game       | Anson Winder - 105   | 4.4    |
| Blocked Shots Per Game | Noah Hartssock - 40  | 2.4    |
| Assist Turnover Ratio  | Anson Winder - 40    | 2.58   |

Click/scan to view the NCAA Division I Men's Basketball statistics



**2011-12 NUMERICAL ROSTER**

Click/scan to view the BYU men's basketball roster on [BYUcougars.com](http://BYUcougars.com)



| No. | Name               | Pos. | Ht.  | Wt. | Yr. | Hometown (Previous School)                |
|-----|--------------------|------|------|-----|-----|---|
| 0   | Brandon Davies     | F    | 6-9  | 235 | Jr. | Provo, Utah (Provo HS)                    |
| 1   | Charles Abouo      | G/F  | 6-5  | 215 | Sr. | Abidjan, Cote d'Ivoire (Brewster Academy) |
| 2   | Craig Cusick       | G    | 6-2  | 185 | Jr. | Orem, Utah (Utah)                         |
| 3   | Austin Nelson      | G    | 6-0  | 160 | Fr. | Henderson, Nev. (Coronado HS)             |
| 5   | Chris Collinsworth | F    | 6-9  | 235 | So. | Provo, Utah (Provo HS)                    |
| 10  | Matt Carlino       | G    | 6-2  | 175 | Fr. | Scottsdale, Ariz. (Bloomington South HS)  |
| 12  | Josh Sharp         | F    | 6-7  | 185 | Fr. | Highland, Utah (Utah)                     |
| 13  | Brock Zylstra      | G/F  | 6-6  | 210 | Jr. | La Verne, Calif. (Bonita HS)              |
| 14  | Nick Martineau     | G    | 6-0  | 170 | Jr. | Fruit Heights, Utah (Davis HS)            |
| 15  | Jaren Sweeney      | G/F  | 6-5  | 190 | Fr. | Mesa, Ariz. (Mountain View HS)            |
| 20  | Anson Winder       | G    | 6-3  | 195 | Fr. | Las Vegas, Nev. (Bishop Gorman HS)        |
| 21  | Stephen Rogers     | F    | 6-8  | 195 | Jr. | Mesa, Ariz. (Mesa CC)                     |
| 24  | Damarcus Harrison  | G    | 6-5  | 190 | Fr. | Greenwood, S.C. (Christ School)           |
| 33  | Nate Austin        | F/C  | 6-10 | 215 | Fr. | Alpine, Utah (Lone Peak HS)               |
| 34  | Noah Hartsock      | F    | 6-8  | 230 | Sr. | Bartlesville, Okla. (Bartlesville HS)     |
| 42  | Ian Harward        | F/C  | 6-10 | 215 | Fr. | Orem, Utah (Orem HS)                      |

Head Coach: Dave Rose, 7th year (Houston, 1983)

Assistant Coaches: Terry Nashif (BYU, 2005); Tim LaComb (Utah, 2006), Mark Pope (Kentucky, 1996)

Director of Basketball Operations: Mike Hall (BYU, 2005)

Team Trainer: Robert Ramos (BYU, 1995)

**PRONUNCIATION GUIDE**

|                                 |                                 |
|---------------------------------|---------------------------------|
| CHARLES ABOUO<br>a-BOO-oh       | ANSON WINDER<br>AN-son WINE-der |
| MATT CARLINO<br>car-LEE-no      | BROCK ZYLSTRA<br>ZIL-stra       |
| DAMARCUS HARRISON<br>duh-MARCUS | TERRY NASHIF<br>NASH-if         |
| IAN HARWARD<br>har-WORD         | ROBERT RAMOS<br>RAY-mus         |
| NICK MARTINEAU<br>MART-in-oh    |                                 |

| 2011-12 SEASON / CAREER HIGHS |                                |  |  |  |
|-------------------------------|--------------------------------|--|--|--|
| #                             | PLAYER                         | POINTS   | REBOUNDS   | ASSISTS  |
| 0                             | DAVIES, Brandon<br>Career:     | 25 vs. BYU-Hawaii<br>same                        | 9 vs. three times, last vs. Weber State<br>15 vs. Colorado State (10-11) | 4 vs. Longwood, vs. Nevada<br>6 at Air Force (10-11)                               |
| 1                             | ABOUO, Charles<br>Career:      | 22 vs. Nevada<br>25 vs. Wyoming (10-11)          | 16 vs. Longwood<br>same  | 4 vs. three times, last vs. Weber State<br>4, three times, last vs. Nevada (11-12) |
| 2                             | CUSICK, Craig<br>Career:       | 6 vs. BYU-Hawaii<br>same                         | 3 vs. BYU-Hawaii, vs. PVAMU<br>same                                      | 8 vs. Weber State<br>same  |
| 5                             | COLLINSWORTH, Chris<br>Career: | —<br>15 vs. Chicago State                        | 1 vs. BYU-Hawaii<br>11 at UNLV (07-08)                                   | 1 at Utah State<br>3 four times, last vs. Chicago State (10-11)                    |
| 10                            | CARLINO, Matt<br>Career:       | —<br>same  | —<br>same  | —<br>same  |
| 12                            | SHARP, Josh<br>Career:         | 5 vs. BYU-Hawaii, vs. PVAMU<br>same              | 6 vs. BYU-Hawaii, vs. PVAMU<br>same                                      | 3 vs. Longwood<br>same   |
| 13                            | ZYLSTRA, Brock<br>Career:      | 23 vs. Northern Arizona<br>same                  | 6 vs. BYU-Hawaii, vs. Weber State<br>same                                | 3 at Utah State, vs. Oregon<br>same  |
| 14                            | MARTINEAU, Nick<br>Career:     | 3 vs. Longwood<br>6 vs. Loyola Marymount (07-08) | 2 vs. PVAMU<br>2, four times, last vs. Hawaii (10-11)                    | 2 vs. PVAMU<br>4 vs. Loyola Marymount (07-08)                                      |
| 20                            | WINDER, Anson<br>Career:       | 11 vs. PVAMU<br>same                             | 4 vs. Nevada<br>same   | 9 vs. Northern Arizona<br>same   |
| 21                            | ROGERS, Stephen<br>Career:     | 18 vs. PVAMU<br>same                             | 6 vs. Northern Arizona<br>8 vs. UNLV (10-11)                             | 3 at Utah State, vs. Longwood, vs. NAU<br>same                                     |
| 24                            | HARRISON, Damarcus<br>Career:  | 11 vs. Longwood<br>same                          | 2 vs. BYU-Hawaii, vs. Nevada<br>same                                     | 2 vs. BYU-Hawaii, vs. PVAMU<br>same  |
| 33                            | AUSTIN, Nate<br>Career:        | 15 vs. Weber State<br>same                       | 9 vs. Weber State<br>same  | 1 vs. Longwood, vs. Northern Arizona<br>same                                       |
| 34                            | HARTSOCK, Noah<br>Career:      | 23 vs. Oregon<br>same                            | 12 vs. Oregon, vs. Weber State<br>13 vs. Vermont (10-11)                 | 5 vs. BYU-Hawaii<br>6 vs. Eastern New Mexico (09-10)                               |





**CAREER HIGHLIGHTS**

- 166-47 overall record for a BYU record .779 winning percentage
- With 159 victories in his first six seasons is tied for third all-time for best career starts (through six seasons) by wins in NCAA history and second in BYU history for career victories
- Four Mountain West Conference regular season titles, a BYU and MWC record
- Three-time MWC Coach of the Year (2006, 2007, 2011)
- Two-time USBWA District VIII Coach of the Year (2006, 2011)
- Honorable Mention for National Coach of the Year by Scout.com (2006)
- Five-consecutive trips to the NCAA Tournament, a BYU record
- Five-consecutive 25-win seasons, a BYU record
- Holds top two spots for wins in a season in BYU history with 32 in 2010-11 and 30 in 2009-10
- Took BYU to the Sweet 16 in 2011 for the first time since 1981
- Coached Jimmer Fredette, the 2011 Consensus National Player of the Year (received the Wooden Award, Naismith Trophy, Oscar Robertson Trophy and other national awards)
- Naismith Coach of the Year Finalist in 2011
- Finalist for the Clair Bee Award in 2010

**COACHING EXPERIENCE**

- BYU Head Coach (2005-present)
- BYU Associate Head Coach (2000-2005)
- BYU Assistant Coach (1997-2000)
- Dixie State Head Coach (1990-1997)
- Dixie State Assistant Coach (1987-1990)
- Assistant coach at Pine View High School (1986-87)
- Head coach at Millard High School (1983-86)

**SERVICE**

- NABC Game Pillar Award for Service in 2008
- 63rd recipient of the Dale Rex Memorial Award
- Honorary Chair of the Children with Cancer Christmas Foundation
- Was the first coach in the state of Utah to participate in the American Cancer Society's nationwide Coaches vs. Cancer campaign
- Lobbied before Congress for more funding for cancer research in September 2010

**EDUCATION**

- Houston (1983, B.A.)

**PLAYING CAREER**

- Played baseball and basketball at Dixie State College
- Played for Houston from 1980-83 (played in 1980-81 and 82-82, redshirted in 1981-82)
- Co-Captain on the famous "Phi-Slamma Jamma" team that featured Hakeem Olajuwon and Clyde Drexler
- Helped Houston achieve a No. 1 ranking and reach the national championship game in 1983

**MISSION**

- Manchester England (1977-79)

**PERSONAL/FAMILY**

- Wife: Cheryl
- Children: Daughter Chanell and husband Brock Reichner, son Garrett and wife Brooke, daughter Taylor
- Dave and Cheryl Rose have five grandchildren



Click/scan to view Dave Rose's profile on [BYUcougars.com](http://BYUcougars.com)



| <b>ROSE DIVISION I COACHING LEDGER</b> |         |                      |                     |                   |            |
|--|---------|----------------------|---------------------|-------------------|------------|
| SCHOOL                                 | SEASON  | OVERALL              | MWC/WCC             | MWC/WCC TOURNEY   | NCAA/NIT   |
| BYU                                    | 2005-06 | 20-9                 | 12-4                | 0-1               | 0-1 NIT    |
| BYU                                    | 2006-07 | 25-9                 | 13-3                | 2-1               | 0-1 NCAA   |
| BYU                                    | 2007-08 | 27-8                 | 14-2                | 2-1               | 0-1 NCAA   |
| BYU                                    | 2008-09 | 25-8                 | 12-4                | 1-1               | 0-1 NCAA   |
| BYU                                    | 2009-10 | 30-6                 | 13-3                | 1-1               | 1-1 NCAA   |
| BYU                                    | 2010-11 | 32-5                 | 14-2                | 2-1               | 2-1 NCAA   |
| BYU                                    | 2011-12 | 7-2                  | —                   | —                 | —          |
| <b>TOTAL</b>                           |         | <b>166-47 (.779)</b> | <b>78-18 (.813)</b> | <b>8-6 (.571)</b> | <b>3-6</b> |





**DAVIES NOTES**

**Last time Out**

- Posted 11 points, 9 rebounds 3 blocks and 1 steal vs. Weber State

**In 2011-12**

- Has started all nine games and scored in double figures six times
- Set career-high with 25 points vs. BYU-Hawaii
- Averages 11.4 points, 6.2 rebounds, 2.3 assists and 1.0 steals
- 48.8 percent FG shooting
- Named to the All-WCC Preseason team

**Other**

- Mother is Linda Kathleen Davies and has one brother and one sister
- Also recruited by Utah, Gonzaga, Utah State, Cal Berkeley, Washington State, Penn State and Santa Clara
- Played for Craig Drury at Provo High School where he helped lead the Bulldogs to state titles as a sophomore and junior and a second-place finish as a senior
- Named first-team all-state by the Salt Lake Tribune and Deseret News and to the Long Beach Press-Telegram Best in the West Second Team as a senior
- Averaged 14.0 points and 6.0 rebounds while leading Provo to a 17-1 record, including 10-0 in region play as a senior

Click/scan for Davies' bio on BYUcougars.com



**0 — BRANDON DAVIES**

**6-9 • 235 • Junior • Forward**  
Provo, Utah (Provo HS)

**11-12 SEASON HIGHS**

Points: 25, BYU-Hawaii – 11/15/11  
 Points 1st half: 14, BYU-Hawaii – 11/15/11  
 Points 2nd half: 13 at Utah State – 11/11/11  
 Rebounds: 9, three times, last, Weber State – 12/7/11  
 Assists: 4, Longwood – 11/18/11, vs. Nevada – 11/25/11  
 Steals: 3 vs. Wisconsin – 11/26/11  
 Blocks: 3, Weber State – 12/7/11  
 FG made: 10, BYU-Hawaii – 11/15/11  
 FG attempts: 13, BYU-Hawaii – 11/15/11  
 3FG made: —  
 3FG attempts: —  
 FT made: 5, three times, last, vs. PVAMU – 11/22/11  
 FT attempts: 9 at Utah State – 11/11/11

**2011-12 GAME-BY-GAME**

| Opponent            | Date     | GS | Min | FG  | FGA | Pct  | 3FG  | FGA | Pct  | FT   | FTA | Pct   | Off  | Def | TR | Avg | PF  | FO | A | TO | Blk | Stl | Pts | Avg  |      |
|---------------------|----------|----|-----|-----|-----|------|------|-----|------|------|-----|-------|------|-----|----|-----|-----|----|---|----|-----|-----|-----|------|------|
| at Utah State       | 11/11/11 | *  | 24  | 4   | 10  | .400 | 0    | 0   | .000 | 5    | 9   | .556  | 2    | 3   | 5  | 5.0 | 3   | 0  | 1 | 3  | 1   | 2   | 13  | 13.0 |      |
| BYU-HAWAII          | 11/15/11 | *  | 28  | 10  | 13  | .769 | 0    | 0   | .000 | 5    | 6   | .833  | 3    | 6   | 9  | 7.0 | 3   | 0  | 3 | 5  | 2   | 1   | 25  | 19.0 |      |
| LONGWOOD            | 11/18/11 | *  | 20  | 1   | 3   | .333 | 0    | 0   | .000 | 0    | 0   | .000  | 2    | 2   | 4  | 6.0 | 3   | 0  | 4 | 5  | 0   | 0   | 2   | 13.3 |      |
| PRAIRIE VIEW A&M    | 11/22/11 | *  | 26  | 4   | 8   | .500 | 0    | 0   | .000 | 5    | 6   | .833  | 3    | 5   | 8  | 6.5 | 3   | 0  | 3 | 4  | 2   | 1   | 13  | 13.3 |      |
| vs Nevada           | 11/25/11 | *  | 25  | 4   | 8   | .500 | 0    | 0   | .000 | 2    | 2   | 1.000 | 0    | 3   | 3  | 5.8 | 5   | 1  | 4 | 0  | 1   | 0   | 10  | 12.6 |      |
| vs Wisconsin        | 11/26/11 | *  | 30  | 4   | 10  | .400 | 0    | 0   | .000 | 1    | 1   | 1.000 | 0    | 4   | 4  | 5.5 | 2   | 0  | 1 | 4  | 0   | 3   | 9   | 12.0 |      |
| vs Northern Arizona | 11/30/11 | *  | 28  | 6   | 9   | .667 | 0    | 0   | .000 | 2    | 2   | 1.000 | 2    | 7   | 9  | 6.0 | 1   | 0  | 3 | 0  | 0   | 1   | 14  | 12.3 |      |
| vs Oregon           | 12/03/11 | *  | 20  | 2   | 10  | .200 | 0    | 0   | .000 | 2    | 2   | 1.000 | 1    | 4   | 5  | 5.9 | 5   | 1  | 2 | 1  | 1   | 0   | 6   | 11.5 |      |
| WEBER STATE         | 12/07/11 | *  | 22  | 5   | 11  | .455 | 0    | 0   | .000 | 1    | 1   | 1.000 | 3    | 6   | 9  | 6.2 | 4   | 0  | 0 | 2  | 3   | 1   | 11  | 11.4 |      |
| Totals              |          |    | 9   | 223 | 40  | 82   | .488 | 0   | 0    | .000 | 23  | 29    | .793 | 16  | 40 | 56  | 6.2 | 29 | 2 | 21 | 24  | 10  | 9   | 103  | 11.4 |

**CAREER HIGHS**

Points: 25, BYU-Hawaii – 11/15/11  
 Rebounds: 15, Colorado State – 02/23/11  
 Assists: 6, at Air Force – 02/09/11  
 Steals: 3, Utah – 02/12/11, vs. Wisconsin – 11/26/11  
 Blocks: 3, four times, last, Weber State – 12/7/11  
 FG made: 10, BYU-Hawaii – 11/15/11  
 FG attempts: 15, at Wyoming Cowboys – 02/02/11  
 3FG attempts: 1, Utah – 01/30/10  
 FT made: 12, Colorado State – 02/23/11  
 FT attempts: 16, Colorado State – 02/23/11

**MISCELLANEOUS**

|                     | 11-12   | Career    |
|---------------------|---------|-----------|
| Double-Figure Pts:  | 6 (5-1) | 32 (29-3) |
| 20-plus Pts:        | 1 (1-0) | 4 (4-0)   |
| Double-Figure Reb:  | 0 (0-0) | 4 (4-0)   |
| Double-Doubles:     | 0 (0-0) | 4 (4-0)   |
| 3-plus Steals:      | 1 (0-1) | 2 (1-1)   |
| 3-plus Blocks:      | 1 (1-0) | 4 (4-0)   |
| 3-plus 3-point FGs: | 0 (0-0) | 0 (0-0)   |
| Scoring Leader:     | 1 (1-0) | 2 (2-0)   |
| Rebound Leader:     | 3 (3-0) | 17 (15-2) |
| Assist Leader:      | 1 (1-0) | 3 (3-0)   |

| CAREER STATISTICS (ALL GAMES) |           |           |             |             |            |            |             |          |          |             |            |            |             |            |            |            |            |            |          |           |            |           |           |            |            |
|-------------------------------|-----------|-----------|-------------|-------------|------------|------------|-------------|----------|----------|-------------|------------|------------|-------------|------------|------------|------------|------------|------------|----------|-----------|------------|-----------|-----------|------------|------------|
| Year                          | GP        | GS        | Min         | Avg         | FG         | FGA        | Pct         | 3FG      | FGA      | Pct         | FT         | FTA        | Pct         | Off        | Def        | TR         | Avg        | PF         | FO       | A         | TO         | Blk       | Stl       | Pts        | Avg        |
| 2009-10                       | 35        | 1         | 474         | 13.5        | 69         | 128        | .539        | 0        | 1        | .000        | 50         | 88         | .568        | 30         | 74         | 104        | 3.0        | 91         | 1        | 9         | 47         | 14        | 13        | 188        | 5.4        |
| 2010-11                       | 29        | 26        | 721         | 24.9        | 115        | 219        | .525        | 0        | 0        | .000        | 93         | 138        | .674        | 63         | 117        | 180        | 6.2        | 90         | 4        | 43        | 44         | 27        | 20        | 323        | 11.1       |
| 2011-12                       | 9         | 9         | 223         | 24.8        | 40         | 82         | .488        | 0        | 0        | .000        | 23         | 29         | .793        | 16         | 40         | 56         | 6.2        | 29         | 2        | 21        | 24         | 10        | 9         | 103        | 11.4       |
| <b>TOTAL</b>                  | <b>73</b> | <b>36</b> | <b>1418</b> | <b>19.4</b> | <b>224</b> | <b>429</b> | <b>.522</b> | <b>0</b> | <b>1</b> | <b>.000</b> | <b>166</b> | <b>255</b> | <b>.651</b> | <b>109</b> | <b>231</b> | <b>340</b> | <b>4.7</b> | <b>210</b> | <b>7</b> | <b>73</b> | <b>115</b> | <b>51</b> | <b>42</b> | <b>614</b> | <b>8.4</b> |

| CAREER STATISTICS (CONFERENCE GAMES) |           |           |            |             |           |            |             |          |          |             |           |            |             |           |            |            |            |           |          |           |           |           |           |            |            |
|--------------------------------------|-----------|-----------|------------|-------------|-----------|------------|-------------|----------|----------|-------------|-----------|------------|-------------|-----------|------------|------------|------------|-----------|----------|-----------|-----------|-----------|-----------|------------|------------|
| Year                                 | GP        | GS        | Min        | Avg         | FG        | FGA        | Pct         | 3FG      | FGA      | Pct         | FT        | FTA        | Pct         | Off       | Def        | TR         | Avg        | PF        | FO       | A         | TO        | Blk       | Stl       | Pts        | Avg        |
| 2009-10                              | 15        | 0         | 187        | 12.5        | 29        | 63         | .460        | 0        | 1        | .000        | 22        | 41         | .537        | 13        | 35         | 48         | 3.2        | 35        | 0        | 3         | 21        | 5         | 6         | 80         | 5.3        |
| 2010-11                              | 14        | 14        | 395        | 28.2        | 54        | 111        | .486        | 0        | 0        | .000        | 51        | 74         | .689        | 30        | 72         | 102        | 7.3        | 46        | 2        | 29        | 25        | 16        | 13        | 159        | 11.4       |
| <b>TOTAL</b>                         | <b>29</b> | <b>14</b> | <b>582</b> | <b>20.1</b> | <b>83</b> | <b>174</b> | <b>.477</b> | <b>0</b> | <b>1</b> | <b>.000</b> | <b>73</b> | <b>115</b> | <b>.635</b> | <b>43</b> | <b>107</b> | <b>150</b> | <b>5.2</b> | <b>81</b> | <b>2</b> | <b>32</b> | <b>46</b> | <b>21</b> | <b>19</b> | <b>239</b> | <b>8.2</b> |





**1 — CHARLES ABOUO**  
 6-5 • 215 • Senior • Guard/Forward  
 Abidjan, Cote d'Ivoire (Brewster Academy)

**ABOUO NOTES**

**Last time Out**

- Scored 15 points and had 4 assists, 4 rebounds and 2 steals vs. Weber State

**In 2011-12**

- Has started all every game and scored in double figures five times
- Averages 12.4 points, 7.3 rebounds, 3.0 assists and 1.3 steals
- Posted 19 points on 6 of 9 shooting and added a career-best 16 rebounds, 4 assists and 2 blocks against Longwood
- Scored a season-high 22 points, tied a career high with 4 3s and added 8 boards, 4 assists and 3 steals against Nevada
- 48.7 percent FG shooting and 54.8 percent 3-point FG shooting

**Other**

- Parents are Ernest and Yvonne Abouo
- Played for the Utah Pump and Run AAU team with BYU players Chris Collinsworth and Nick Martineau
- Also recruited by San Diego State, Wichita State, Utah State, Loyola, Montana, Tulsa and Virginia Commonwealth
- Played for the Cote d'Ivoire Senior National Team during the summers of 2009 and 2010
- Played in the 2010 World Championships in Turkey with the Cote d'Ivoire National Team.
- Helped Brewster Academy (Wolfeboro, N.H.) set a school record with a 31-4 overall record in 2007-08

Click scan for Abouo's bio on [BYUcougars.com](http://BYUcougars.com)



**11-12 SEASON HIGHS**

Points: 22, vs Nevada -- 11/25/11  
 Points 1st half: 7, three times, last, vs. NAU -- 11/30/11  
 Points 2nd half: 16 vs Nevada -- 11/25/11  
 Rebounds: 16, Longwood -- 11/18/11  
 Assists: 4, three times, last, Weber State -- 12/7/11  
 Steals: 3, BYU-Hawaii -- 11/15/11, vs. Nevada -- 11/25/11  
 Blocks: 2 Longwood -- 11/18/11  
 FG made: 8 vs. Nevada -- 11/25/11  
 FG attempts: 15, vs. Oregon -- 12/3/11  
 3FG made: 4 vs. Nevada -- 11/25/11  
 3FG attempts: 6, vs. Oregon -- 12/3/11  
 FT made: 5 at Utah State -- 11/11/11, Longwood -- 11/18/11  
 FT attempts: 8 Longwood -- 11/18/11

**2011-12 GAME-BY-GAME**

| Opponent            | Date     | GS | Min | FG  | FGA | Pct  | 3FG  | FGA | Pct  | FT   | FTA | Pct   | Off  | Def | TR | Avg | PF  | FO | A | TO | Blk | Stl | Pts | Avg  |      |
|---------------------|----------|----|-----|-----|-----|------|------|-----|------|------|-----|-------|------|-----|----|-----|-----|----|---|----|-----|-----|-----|------|------|
| at Utah State       | 11/11/11 | *  | 36  | 4   | 6   | .667 | 3    | 5   | .600 | 5    | 7   | .714  | 3    | 3   | 6  | 6.0 | 4   | 0  | 3 | 3  | 0   | 0   | 16  | 16.0 |      |
| BYU-HAWAII          | 11/15/11 | *  | 20  | 1   | 4   | .250 | 0    | 0   | .000 | 2    | 5   | .400  | 0    | 6   | 6  | 6.0 | 4   | 0  | 3 | 4  | 0   | 3   | 4   | 10.0 |      |
| LONGWOOD            | 11/18/11 | *  | 27  | 6   | 9   | .667 | 2    | 3   | .667 | 5    | 8   | .625  | 5    | 11  | 16 | 9.3 | 0   | 0  | 4 | 1  | 2   | 0   | 19  | 13.0 |      |
| PRAIRIE VIEW A&M    | 11/22/11 | *  | 24  | 4   | 6   | .667 | 2    | 3   | .667 | 3    | 5   | .600  | 2    | 5   | 7  | 8.8 | 0   | 0  | 3 | 1  | 0   | 2   | 13  | 13.0 |      |
| vs Nevada           | 11/25/11 | *  | 38  | 8   | 12  | .667 | 4    | 5   | .800 | 2    | 2   | 1.000 | 2    | 6   | 8  | 8.6 | 2   | 0  | 4 | 5  | 0   | 3   | 22  | 14.8 |      |
| vs Wisconsin        | 11/26/11 | *  | 34  | 2   | 6   | .333 | 0    | 2   | .000 | 2    | 2   | 1.000 | 1    | 3   | 4  | 7.8 | 3   | 0  | 2 | 4  | 1   | 0   | 6   | 13.3 |      |
| vs Northern Arizona | 11/30/11 | *  | 14  | 3   | 8   | .375 | 1    | 3   | .333 | 2    | 2   | 1.000 | 0    | 3   | 3  | 7.1 | 2   | 0  | 1 | 2  | 0   | 1   | 9   | 12.7 |      |
| vs Oregon           | 12/03/11 | *  | 31  | 3   | 15  | .200 | 2    | 6   | .333 | 0    | 0   | .000  | 5    | 7   | 12 | 7.8 | 2   | 0  | 3 | 1  | 0   | 1   | 8   | 12.1 |      |
| WEBER STATE         | 12/07/11 | *  | 23  | 6   | 10  | .600 | 3    | 4   | .750 | 0    | 1   | .000  | 0    | 4   | 4  | 7.3 | 2   | 0  | 4 | 0  | 0   | 2   | 15  | 12.4 |      |
| Totals              |          |    | 9   | 247 | 37  | 76   | .487 | 17  | 31   | .548 | 21  | 32    | .656 | 18  | 48 | 66  | 7.3 | 19 | 0 | 27 | 21  | 3   | 12  | 112  | 12.4 |

**CAREER HIGHS**

Points: 25, Wyoming -- 03/05/11  
 Rebounds: 16, Longwood -- 11/18/11  
 Assists: 4, four times, last, Weber State -- 12/7/11  
 Steals: 3, three times, last, vs. Nevada -- 11/25/11  
 Blocks: 2, Colorado State -- 02/23/11; Longwood -- 11/18/11  
 FG made: 9, Wyoming -- 03/05/11  
 FG attempts: 15, vs. Oregon -- 12/3/11  
 3FG made: 4, at SDSU -- 02/26/11; vs Nevada -- 11-25-11  
 3FG attempts: 6, Utah State -- 11/17/10, vs. Oregon -- 12/3/11  
 FT made: 7, vs Arizona -- 12/11/10  
 FT attempts: 10, vs Arizona -- 12/11/10

**MISCELLANEOUS**

|                     | 10-11   | Career    |
|---------------------|---------|-----------|
| Double-Figure Pts:  | 5 (4-1) | 19 (17-2) |
| 20-plus Pts:        | 0 (0-0) | 3 (3-0)   |
| Double-Figure Reb:  | 2 (2-0) | 4 (4-0)   |
| Double-Doubles:     | 1 (1-0) | 2 (2-0)   |
| 3-plus Steals:      | 2 (2-0) | 3 (3-0)   |
| 3-plus Blocks:      | 0 (0-0) | 0 (0-0)   |
| 3-plus 3-point FGs: | 3 (2-1) | 5 (4-1)   |
| Scoring Leader:     | 2 (2-0) | 2 (2-0)   |
| Rebound Leader:     | 3 (2-1) | 12 (11-1) |
| Assist Leader:      | 1 (1-0) | 2 (2-0)   |

| CAREER STATISTICS (ALL GAMES) |            |           |             |             |            |            |             |           |            |             |            |            |             |            |            |            |            |            |          |            |            |           |           |            |            |
|-------------------------------|------------|-----------|-------------|-------------|------------|------------|-------------|-----------|------------|-------------|------------|------------|-------------|------------|------------|------------|------------|------------|----------|------------|------------|-----------|-----------|------------|------------|
| Year                          | GP         | GS        | Min         | Avg         | FG         | FGA        | Pct         | 3FG       | FGA        | Pct         | FT         | FTA        | Pct         | Off        | Def        | TR         | Avg        | PF         | FO       | A          | TO         | Blk       | Stl       | Pts        | Avg        |
| 2008-09                       | 33         | 1         | 354         | 10.7        | 30         | 75         | .400        | 9         | 21         | .429        | 27         | 42         | .643        | 13         | 49         | 62         | 1.9        | 33         | 1        | 13         | 22         | 3         | 9         | 96         | 2.9        |
| 2009-10                       | 36         | 2         | 464         | 12.9        | 57         | 122        | .467        | 11        | 27         | .407        | 39         | 55         | .709        | 40         | 70         | 110        | 3.1        | 56         | 1        | 31         | 29         | 9         | 19        | 164        | 4.6        |
| 2010-11                       | 37         | 22        | 772         | 20.9        | 88         | 212        | .415        | 24        | 83         | .289        | 68         | 90         | .756        | 52         | 127        | 179        | 4.8        | 83         | 2        | 30         | 40         | 11        | 29        | 268        | 7.2        |
| 2011-12                       | 9          | 9         | 247         | 27.4        | 37         | 76         | .487        | 17        | 31         | .548        | 21         | 32         | .656        | 18         | 48         | 66         | 7.3        | 19         | 0        | 27         | 21         | 3         | 12        | 112        | 12.4       |
| <b>TOTAL</b>                  | <b>115</b> | <b>34</b> | <b>1837</b> | <b>16.0</b> | <b>212</b> | <b>485</b> | <b>.437</b> | <b>61</b> | <b>162</b> | <b>.377</b> | <b>155</b> | <b>219</b> | <b>.708</b> | <b>123</b> | <b>294</b> | <b>417</b> | <b>3.6</b> | <b>191</b> | <b>4</b> | <b>101</b> | <b>112</b> | <b>26</b> | <b>69</b> | <b>640</b> | <b>5.6</b> |

| CAREER STATISTICS (CONFERENCE GAMES) |           |          |            |             |           |            |             |           |           |             |           |           |             |           |            |            |            |           |          |           |           |           |           |            |            |
|--------------------------------------|-----------|----------|------------|-------------|-----------|------------|-------------|-----------|-----------|-------------|-----------|-----------|-------------|-----------|------------|------------|------------|-----------|----------|-----------|-----------|-----------|-----------|------------|------------|
| Year                                 | GP        | GS       | Min        | Avg         | FG        | FGA        | Pct         | 3FG       | FGA       | Pct         | FT        | FTA       | Pct         | Off       | Def        | TR         | Avg        | PF        | FO       | A         | TO        | Blk       | Stl       | Pts        | Avg        |
| 2008-09                              | 16        | 1        | 137        | 8.6         | 14        | 34         | .412        | 5         | 10        | .500        | 5         | 11        | .455        | 4         | 16         | 20         | 1.3        | 14        | 0        | 3         | 7         | 1         | 2         | 38         | 2.4        |
| 2009-10                              | 16        | 0        | 220        | 13.8        | 31        | 61         | .508        | 5         | 13        | .385        | 14        | 19        | .737        | 21        | 38         | 59         | 3.7        | 25        | 0        | 17        | 10        | 5         | 10        | 81         | 5.1        |
| 2010-11                              | 16        | 7        | 333        | 20.8        | 46        | 96         | .479        | 14        | 36        | .389        | 29        | 40        | .725        | 19        | 49         | 68         | 4.3        | 40        | 0        | 8         | 13        | 5         | 15        | 135        | 8.4        |
| <b>TOTAL</b>                         | <b>48</b> | <b>8</b> | <b>690</b> | <b>14.4</b> | <b>91</b> | <b>191</b> | <b>.476</b> | <b>24</b> | <b>59</b> | <b>.407</b> | <b>48</b> | <b>70</b> | <b>.686</b> | <b>44</b> | <b>103</b> | <b>147</b> | <b>3.1</b> | <b>79</b> | <b>0</b> | <b>28</b> | <b>30</b> | <b>11</b> | <b>27</b> | <b>254</b> | <b>5.3</b> |





**2 — CRAIG CUSICK**  
6-2 • 185 • Junior • Guard  
Orem, Utah (Utah)

**CUSICK NOTES**

**Last time Out**

- Dished out 8 assists with 2 rebounds and 1 steal vs. Weber State

**In 2011-12**

- Has played in every game of the season and started two
- Averages 2.0 points, 1.4 rebounds and 2.0 assists
- Career-high 8 assists vs. Weber State
- Hit first 3-pointer of career vs. BYU-Hawaii
- Against Longwood made his first career start and posted 3 points, 2 rebounds and 1 assist

**Other**

- A member of the BYU practice squad in 2010-11
- Parents are Randy and Debbie Cusick
- Named first-team all-state by the Salt Lake Tribune as a junior and senior
- Named first-team all-state by the Deseret News as a senior and second team as a junior
- Leading scorer in 4A and 5A in 2005-06
- Averaged 22 points, 6.5 rebounds and 5 assists per game as a senior
- Orem High School's all-time leading scorer
- Led Orem to the state tournament semifinals in 2005 and 2006

Click/scan for Cusick's bio on [BYUcougars.com](http://BYUcougars.com)



**11-12 SEASON/CAREER HIGHS**

Points: 6, BYU-Hawaii -- 11/15/11  
 Points 1st half: 5, BYU-Hawaii -- 11/15/11  
 Points 2nd half: 3, PVAMU -- 11/22/11  
 Rebounds: 3, BYU-Hawaii -- 11/15/11 ; PVAMU-- 11/22/11  
 Assists: 8, Weber State -- 12/7/11  
 Steals: 1, six times, last, Weber State -- 12/7/11  
 Blocks: —  
 FG made: 2, BYU-Hawaii -- 11/15/11  
 FG attempts: 5, BYU-Hawaii -- 11/15/11  
 3FG made: 1, three times  
 3FG attempts: 4, BYU-Hawaii -- 11/15/11  
 FT made: 2, at Utah State -- 11/11/11  
 FT attempts: 2, at Utah State -- 11/11/11 ; BYUH -- 11/15/11

**2011-12 GAME-BY-GAME**

| Opponent            | Date     | GS   | Min | FG | FGA   | Pct  | 3FG | FGA  | Pct  | FT | FTA   | Pct  | Off | Def | TR  | Avg | PF | FO | A  | TO | Blk | Stl | Pts | Avg |
|---------------------|----------|------|-----|----|-------|------|-----|------|------|----|-------|------|-----|-----|-----|-----|----|----|----|----|-----|-----|-----|-----|
| at Utah State       | 11/11/11 | 9    | 0   | 0  | .000  | 0    | 0   | .000 | 2    | 2  | 1.000 | 0    | 0   | 0   | 0.0 | 1   | 0  | 1  | 0  | 0  | 0   | 1   | 2   | 2.0 |
| BYU-HAWAII          | 11/15/11 | 23   | 2   | 5  | .400  | 1    | 4   | .250 | 1    | 2  | .500  | 0    | 3   | 3   | 1.5 | 1   | 0  | 0  | 0  | 0  | 0   | 1   | 6   | 4.0 |
| LONGWOOD            | 11/18/11 | * 16 | 1   | 3  | .333  | 1    | 3   | .333 | 0    | 0  | .000  | 0    | 2   | 2   | 1.7 | 3   | 0  | 1  | 0  | 0  | 0   | 3   | 3.7 |     |
| PRAIRIE VIEW A&M    | 11/22/11 | * 19 | 1   | 2  | .500  | 1    | 2   | .500 | 0    | 0  | .000  | 0    | 3   | 3   | 2.0 | 0   | 0  | 2  | 0  | 0  | 0   | 0   | 3   | 3.5 |
| vs Nevada           | 11/25/11 | 2    | 0   | 0  | .000  | 0    | 0   | .000 | 0    | 1  | .000  | 0    | 0   | 0   | 1.6 | 0   | 0  | 0  | 0  | 0  | 0   | 1   | 0   | 2.8 |
| vs Wisconsin        | 11/26/11 | 20   | 1   | 1  | 1.000 | 0    | 0   | .000 | 0    | 0  | .000  | 1    | 0   | 1   | 1.5 | 3   | 0  | 4  | 1  | 0  | 1   | 2   | 2.7 |     |
| vs Northern Arizona | 11/30/11 | 13   | 1   | 3  | .333  | 0    | 2   | .000 | 0    | 0  | .000  | 0    | 1   | 1   | 1.4 | 0   | 0  | 2  | 2  | 0  | 1   | 2   | 2.6 |     |
| vs Oregon           | 12/03/11 | 3    | 0   | 0  | .000  | 0    | 0   | .000 | 0    | 0  | .000  | 0    | 1   | 1   | 1.4 | 0   | 0  | 0  | 0  | 0  | 0   | 0   | 0   | 2.3 |
| WEBER STATE         | 12/07/11 | 21   | 0   | 1  | .000  | 0    | 0   | .000 | 0    | 0  | .000  | 0    | 2   | 2   | 1.4 | 4   | 0  | 8  | 0  | 0  | 1   | 0   | 2.0 |     |
| Totals              |          | 2    | 126 | 6  | 15    | .400 | 3   | 11   | .273 | 3  | 5     | .600 | 1   | 12  | 13  | 1.4 | 12 | 0  | 18 | 3  | 0   | 6   | 18  | 2.0 |

**MISCELLANEOUS**

|                     | 11-12   | Career  |
|---------------------|---------|---------|
| Double-Figure Pts:  | 0 (0-0) | 0 (0-0) |
| 20-plus Pts:        | 0 (0-0) | 0 (0-0) |
| Double-Figure Reb:  | 0 (0-0) | 0 (0-0) |
| Double-Doubles:     | 0 (0-0) | 0 (0-0) |
| 3-plus Steals:      | 0 (0-0) | 0 (0-0) |
| 3-plus Blocks:      | 0 (0-0) | 0 (0-0) |
| 3-plus 3-point FGs: | 0 (0-0) | 0 (0-0) |
| Scoring Leader:     | 0 (0-0) | 0 (0-0) |
| Rebound Leader:     | 0 (0-0) | 0 (0-0) |
| Assist Leader:      | 2 (1-1) | 2 (1-1) |

| Year         | GP       | GS       | Min        | Avg         | FG       | FGA       | Pct         | 3FG      | FGA       | Pct         | FT       | FTA      | Pct         | Off      | Def       | TR        | Avg        | PF        | FO       | A         | TO       | Blk      | Stl      | Pts       | Avg        |
|--------------|----------|----------|------------|-------------|----------|-----------|-------------|----------|-----------|-------------|----------|----------|-------------|----------|-----------|-----------|------------|-----------|----------|-----------|----------|----------|----------|-----------|------------|
| 2011-12      | 9        | 2        | 126        | 14.0        | 6        | 15        | .400        | 3        | 11        | .273        | 3        | 5        | .600        | 1        | 12        | 13        | 1.4        | 12        | 0        | 18        | 3        | 0        | 6        | 18        | 2.0        |
| <b>TOTAL</b> | <b>9</b> | <b>2</b> | <b>126</b> | <b>14.0</b> | <b>6</b> | <b>15</b> | <b>.400</b> | <b>3</b> | <b>11</b> | <b>.273</b> | <b>3</b> | <b>5</b> | <b>.600</b> | <b>1</b> | <b>12</b> | <b>13</b> | <b>1.4</b> | <b>12</b> | <b>0</b> | <b>18</b> | <b>3</b> | <b>0</b> | <b>6</b> | <b>18</b> | <b>2.0</b> |





**COLLINSWORTH NOTES**

Click/scan for Collinsworth's bio on [BYUcougars.com](http://BYUcougars.com)



**Last time Out**

- Did not play vs. Weber State

**In 2011-12**

- Played in first two games of 2011-12 season
- Has missed the last seven games because of a sore knee

**Other**

- Parents are Jeff and Alisa and has two sisters and two brothers, brother Kyle played as a freshman for BYU in 2010-11 and is currently serving a mission in Russia
- Served a mission for The Church of Jesus Christ of Latter-day Saints in Australia
- Named the 2007 Gatorade Utah Boys' Basketball Player of the Year and helped Provo win the state title with 27 points in the title game
- As a senior was first-team all-state and received Deseret News 4A and All-Valley MVP honors
- Averaged 16.6 points and 12 rebounds per game despite playing most of the season with a fracture in his right index finger
- Averaged 14.1 points, 6.5 rebounds and 3.3 assists per game to go along with 38 steals and 28 blocks as a junior

**5 — CHRIS COLLINSWORTH**

6-9 • 235 • Sophomore • Forward  
Provo, Utah (Provo HS)

**11-12 SEASON HIGHS**

Points: —  
Points 1st half: —  
Points 2nd half: —  
Rebounds: 1, BYU-Hawaii – 11/15/11  
Assists: 1 at Utah State – 11/11/11  
Steals: —  
Blocks: 1, BYU-Hawaii – 11/15/11  
FG made: —  
FG attempts: 1 at Utah State – 11/11/11  
3FG made: —  
3FG attempts: 1 at Utah State – 11/11/11  
FT made: —  
FT attempts: —

**2011-12 GAME-BY-GAME**

| Opponent             | Date     | GS  | Min | FG | FGA  | Pct  | 3FG | FGA  | Pct  | FT | FTA | Pct  | Off | Def | TR | Avg | PF | FO | A | TO | Blk | Stl | Pts | Avg |
|----------------------|----------|-----|-----|----|------|------|-----|------|------|----|-----|------|-----|-----|----|-----|----|----|---|----|-----|-----|-----|-----|
| at Utah State        | 11/11/11 | 5   | 0   | 1  | .000 | 0    | 1   | .000 | 0    | 0  | 0   | .000 | 0   | 0   | 0  | 0.0 | 3  | 0  | 1 | 2  | 0   | 0   | 0   | 0.0 |
| BYU-HAWAII           | 11/15/11 | 7   | 0   | 1  | .000 | 0    | 0   | .000 | 0    | 0  | 0   | .000 | 0   | 1   | 1  | 0.5 | 0  | 0  | 0 | 1  | 1   | 0   | 0   | 0.0 |
| LONGWOOD             | 11/18/11 | DNP |     |    |      |      |     |      |      |    |     |      |     |     |    |     |    |    |   |    |     |     |     |     |
| PRAIRIE VIEW A&M     | 11/22/11 | DNP |     |    |      |      |     |      |      |    |     |      |     |     |    |     |    |    |   |    |     |     |     |     |
| vs. Nevada           | 11/25/11 | DNP |     |    |      |      |     |      |      |    |     |      |     |     |    |     |    |    |   |    |     |     |     |     |
| vs. Wisconsin        | 11/26/11 | DNP |     |    |      |      |     |      |      |    |     |      |     |     |    |     |    |    |   |    |     |     |     |     |
| vs. Northern Arizona | 11/30/11 | DNP |     |    |      |      |     |      |      |    |     |      |     |     |    |     |    |    |   |    |     |     |     |     |
| vs. Oregon           | 12/03/11 | DNP |     |    |      |      |     |      |      |    |     |      |     |     |    |     |    |    |   |    |     |     |     |     |
| WEBER STATE          | 12/07/11 | DNP |     |    |      |      |     |      |      |    |     |      |     |     |    |     |    |    |   |    |     |     |     |     |
| Totals               |          | 0   | 12  | 0  | 2    | .000 | 0   | 1    | .000 | 0  | 0   | .000 | 0   | 1   | 1  | 0.5 | 3  | 0  | 1 | 3  | 1   | 0   | 0   | 0.0 |

**CAREER HIGHS**

Points: 15, Chicago State – 11/20/10  
Rebounds: 11, at UNLV – 01/15/08  
Assists: 3, 4 times  
Steals: 2, twice, last vs. Chicago State – 11/20/10  
Blocks: 2, 3 times, last vs Colorado State – 03/13/08  
FG made: 5, Chicago State – 11/20/10  
FG attempts: 8, Chicago State – 11/20/10  
3FG made: 1, 7 times  
3FG attempts: 3, 4 times  
FT made: 7, at Weber State – 12/21/10  
FT attempts: 8, at Weber State – 12/21/10

**MISCELLANEOUS**

|                     | 10-11   | Career   |
|---------------------|---------|----------|
| Double-Figure Pts:  | 0 (0-0) | 4 (4-0)  |
| 20-plus Pts:        | 0 (0-0) | 0 (0-0)  |
| Double-Figure Reb:  | 0 (0-0) | 3 (2-1)  |
| Double-Doubles:     | 0 (0-0) | 1 (1-0)  |
| 3-plus Steals:      | 0 (0-0) | 0 (0-0)  |
| 3-plus Blocks:      | 0 (0-0) | 0 (0-0)  |
| 3-plus 3-point FGs: | 0 (0-0) | 1 (1-0)  |
| Scoring Leader:     | 0 (0-0) | 0 (0-0)  |
| Rebound Leader:     | 0 (0-0) | 11 (8-3) |
| Assist Leader:      | 0 (0-0) | 1 (0-1)  |

**CAREER STATISTICS (ALL GAMES)**


| Year         | GP        | GS        | Min        | Avg         | FG        | FGA        | Pct         | 3FG      | FGA       | Pct         | FT        | FTA       | Pct         | Off       | Def        | TR         | Avg        | PF        | FO       | A         | TO        | Blk       | Stl       | Pts        | Avg        |
|--------------|-----------|-----------|------------|-------------|-----------|------------|-------------|----------|-----------|-------------|-----------|-----------|-------------|-----------|------------|------------|------------|-----------|----------|-----------|-----------|-----------|-----------|------------|------------|
| 2007-08      | 35        | 6         | 557        | 15.9        | 42        | 112        | .375        | 6        | 33        | .182        | 22        | 51        | .431        | 47        | 122        | 169        | 4.8        | 53        | 0        | 19        | 32        | 14        | 9         | 112        | 3.2        |
| 2010-11      | 9         | 4         | 147        | 16.3        | 16        | 39         | .410        | 1        | 8         | .125        | 20        | 27        | .741        | 16        | 34         | 50         | 5.6        | 16        | 1        | 12        | 8         | 0         | 4         | 53         | 5.9        |
| 2011-12      | 2         | 0         | 12         | 6.0         | 0         | 2          | .000        | 0        | 1         | .000        | 0         | 0         | .000        | 0         | 1          | 1          | 0.5        | 3         | 0        | 1         | 3         | 1         | 0         | 0          | 0.0        |
| <b>TOTAL</b> | <b>46</b> | <b>10</b> | <b>716</b> | <b>15.6</b> | <b>58</b> | <b>153</b> | <b>.379</b> | <b>7</b> | <b>42</b> | <b>.167</b> | <b>42</b> | <b>78</b> | <b>.538</b> | <b>63</b> | <b>157</b> | <b>220</b> | <b>4.8</b> | <b>72</b> | <b>1</b> | <b>32</b> | <b>43</b> | <b>15</b> | <b>13</b> | <b>165</b> | <b>3.6</b> |

**CAREER STATISTICS (CONFERENCE GAMES)**

| Year         | GP        | GS       | Min        | Avg         | FG        | FGA       | Pct         | 3FG      | FGA       | Pct         | FT       | FTA       | Pct         | Off       | Def       | TR        | Avg        | PF        | FO       | A        | TO       | Blk      | Stl      | Pts       | Avg        |
|--------------|-----------|----------|------------|-------------|-----------|-----------|-------------|----------|-----------|-------------|----------|-----------|-------------|-----------|-----------|-----------|------------|-----------|----------|----------|----------|----------|----------|-----------|------------|
| 2007-08      | 16        | 1        | 242        | 15.1        | 20        | 57        | .351        | 3        | 15        | .200        | 7        | 20        | .350        | 23        | 61        | 84        | 5.3        | 19        | 0        | 6        | 9        | 5        | 4        | 50        | 3.1        |
| <b>TOTAL</b> | <b>16</b> | <b>1</b> | <b>242</b> | <b>15.1</b> | <b>20</b> | <b>57</b> | <b>.351</b> | <b>3</b> | <b>15</b> | <b>.200</b> | <b>7</b> | <b>20</b> | <b>.350</b> | <b>23</b> | <b>61</b> | <b>84</b> | <b>5.3</b> | <b>19</b> | <b>0</b> | <b>6</b> | <b>9</b> | <b>5</b> | <b>4</b> | <b>50</b> | <b>3.1</b> |







**10 — MATT CARLINO**  
 6-2 • 175 • Freshman • Guard  
 Scottsdale, Ariz. (Bloomington South HS)

**CARLINO NOTES**

**Last time Out**

- Did not play vs. Weber State

**In 2011-12**

- Will be eligible to play on Dec. 17 vs. Baylor

**Other**

- Redshirted at BYU in 2010-11 after transferring from UCLA
- Parents are Mark and Brett Carlino
- Has one younger sister, Cate, and one younger brother, Jack
- Father, Mark, played basketball at Arizona State and uncle Brock Brunkhorst played basketball at Arizona
- Lists former Utah Jazz great, John Stockton, and New York Yankees' closer Mariano Rivera as his sports heroes
- Led Bloomington South to a 23-1 record while averaging 13.4 points, 5.9 rebounds and 4.3 assists per game
- Led Bloomington South to the 4A State Regional Finals and a No. 1 ranking for much of the season
- Named to Indiana Junior All-Star Team and to All-Conference Indiana Team
- As a sophomore led Highland to a 29-4 record and a trip to the state championship game while averaging 19.7 points, 6.2 rebounds, 5.5 assists and 2.7 steals per game
- As a freshman led Highland to a 24-6 record while averaging 16.2 points, 6.8 rebounds, 5.6 assists and 1.9 steals per game

Click/scan for Carlino's bio on [BYUcougars.com](http://BYUcougars.com)



**11-12 SEASON/CAREER HIGHS**

- Points: —
- Points 1st half: —
- Points 2nd half: —
- Rebounds: —
- Assists: —
- Steals: —
- Blocks: —
- FG made: —
- FG attempts: —
- 3FG made: —
- 3FG attempts: —
- FT made: —
- FT attempts: —

**2011-12 GAME-BY-GAME**


| Opponent             | Date     | GS | Min | FG | FGA | Pct | 3FG | FGA | Pct | FT | FTA | Pct | Off | Def | TR | Avg | PF | FO | A | TO | Blk | Stl | Pts | Avg |
|----------------------|----------|----|-----|----|-----|-----|-----|-----|-----|----|-----|-----|-----|-----|----|-----|----|----|---|----|-----|-----|-----|-----|
| at Utah State        | 11/11/11 |    |     |    |     | DNP |     |     |     |    |     |     |     |     |    |     |    |    |   |    |     |     |     |     |
| BYU-HAWAII           | 11/15/11 |    |     |    |     | DNP |     |     |     |    |     |     |     |     |    |     |    |    |   |    |     |     |     |     |
| LONGWOOD             | 11/18/11 |    |     |    |     | DNP |     |     |     |    |     |     |     |     |    |     |    |    |   |    |     |     |     |     |
| PRAIRIE VIEW A&M     | 11/22/11 |    |     |    |     | DNP |     |     |     |    |     |     |     |     |    |     |    |    |   |    |     |     |     |     |
| vs. Nevada           | 11/25/11 |    |     |    |     | DNP |     |     |     |    |     |     |     |     |    |     |    |    |   |    |     |     |     |     |
| vs. Wisconsin        | 11/26/11 |    |     |    |     | DNP |     |     |     |    |     |     |     |     |    |     |    |    |   |    |     |     |     |     |
| vs. Northern Arizona | 11/30/11 |    |     |    |     | DNP |     |     |     |    |     |     |     |     |    |     |    |    |   |    |     |     |     |     |
| vs. Oregon           | 12/03/11 |    |     |    |     | DNP |     |     |     |    |     |     |     |     |    |     |    |    |   |    |     |     |     |     |
| WEBER STATE          | 12/07/11 |    |     |    |     | DNP |     |     |     |    |     |     |     |     |    |     |    |    |   |    |     |     |     |     |

**MISCELLANEOUS**

|                     | 11-12   | Career  |
|---------------------|---------|---------|
| Double-Figure Pts:  | 0 (0-0) | 0 (0-0) |
| 20-plus Pts:        | 0 (0-0) | 0 (0-0) |
| Double-Figure Reb:  | 0 (0-0) | 0 (0-0) |
| Double-Doubles:     | 0 (0-0) | 0 (0-0) |
| 3-plus Steals:      | 0 (0-0) | 0 (0-0) |
| 3-plus Blocks:      | 0 (0-0) | 0 (0-0) |
| 3-plus 3-point FGs: | 0 (0-0) | 0 (0-0) |
| Scoring Leader:     | 0 (0-0) | 0 (0-0) |
| Rebound Leader:     | 0 (0-0) | 0 (0-0) |
| Assist Leader:      | 0 (0-0) | 0 (0-0) |

| CAREER STATISTICS (ALL GAMES) |    |    |     |     |    |     |     |     |     |     |    |     |     |     |     |    |     |    |    |   |    |     |     |     |     |
|-------------------------------|----|----|-----|-----|----|-----|-----|-----|-----|-----|----|-----|-----|-----|-----|----|-----|----|----|---|----|-----|-----|-----|-----|
| Year                          | GP | GS | Min | Avg | FG | FGA | Pct | 3FG | FGA | Pct | FT | FTA | Pct | Off | Def | TR | Avg | PF | FO | A | TO | Blk | Stl | Pts | Avg |
| 2011-12                       |    |    |     |     |    |     |     |     |     |     |    |     |     |     |     |    |     |    |    |   |    |     |     |     |     |
| <b>TOTAL</b>                  |    |    |     |     |    |     |     |     |     |     |    |     |     |     |     |    |     |    |    |   |    |     |     |     |     |





**12 — JOSH SHARP**  
 6-7 • 185 • Freshman • Forward  
 Highland, Utah (Utah)

**SHARP NOTES**

**Last time Out**

- Played 3 minutes vs. Weber State

**In 2011-12**

- Has played in every game of 2011-12 season
- Has had at least 1 offensive rebound in six of nine games this year
- Averages 1.7 points and 2.6 rebounds
- Knocked down first career 3-pointer vs. Prairie View A&M
- 50.0 percent FG shooting

**Other**

- Parents are Joe and Debbie Sharp
- Served a mission for The Church of Jesus Christ of Latter-day Saints in Houston
- Played for Quincy Lewis at Lone Peak High School
- Helped the Knights to back-to-back state titles in 2007-08
- Named first-team all-state by the Deseret News and Salt Lake Tribune
- A team captain as a senior
- Averaged 13.5 points and 6.3 rebounds as a senior
- Redshirted the 2008-09 season at Utah

Click/scan for Sharp's bio on BYUcougars.com



**11-12 SEASON/CAREER HIGHS**

Points: 5, BYU-Hawaii -- 11/15/11  
 Points 1st half: 2 at Utah State -- 11/11/11  
 Points 2nd half: 5, BYU-Hawaii -- 11/15/11; PVAMU -- 11/22/11  
 Rebounds: 6, BYU-Hawaii -- 11/15/11; PVAMU -- 11/22/11  
 Assists: 3, Longwood -- 11/18/11  
 Steals: 1, BYU-Hawaii -- 11/15/11  
 Blocks: —  
 FG made: 2, BYU-Hawaii -- 11/15/11 ; PVAMU -- 11/22/11  
 FG attempts: 4, at Utah State -- 11/11/11  
 3FG made: 1, Prairie View A&M -- 11/22/11  
 3FG attempts: 1, Prairie View A&M -- 11/22/11  
 FT made: 1, BYU-Hawaii -- 11/15/11 ; Longwood -- 11/18/11  
 FT attempts: 3, BYU-Hawaii -- 11/15/11

**2011-12 GAME-BY-GAME**

| Opponent            | Date     | GS | Min | FG | FGA   | Pct | 3FG  | FGA   | Pct | FT   | FTA  | Pct | Off  | Def | TR  | Avg | PF  | FO | A | TO | Blk | Stl | Pts | Avg |     |
|---------------------|----------|----|-----|----|-------|-----|------|-------|-----|------|------|-----|------|-----|-----|-----|-----|----|---|----|-----|-----|-----|-----|-----|
| at Utah State       | 11/11/11 | 15 | 1   | 4  | .250  | 0   | 0    | .000  | 0   | 0    | .000 | 0   | 0    | 0   | 0   | 0   | 0   | 0  | 0 | 0  | 0   | 0   | 2   | 2.0 |     |
| BYU-HAWAII          | 11/15/11 | 12 | 2   | 3  | .667  | 0   | 0    | .000  | 1   | 3    | .333 | 2   | 4    | 6   | 5.0 | 2   | 0   | 1  | 0 | 0  | 0   | 1   | 5   | 3.5 |     |
| LONGWOOD            | 11/18/11 | 17 | 0   | 1  | .000  | 0   | 0    | .000  | 1   | 2    | .500 | 1   | 3    | 4   | 4.7 | 3   | 0   | 3  | 1 | 0  | 0   | 0   | 1   | 2.7 |     |
| PRAIRIE VIEW A&M    | 11/22/11 | 22 | 2   | 2  | 1.000 | 1   | 1    | 1.000 | 0   | 0    | .000 | 1   | 5    | 6   | 5.0 | 2   | 0   | 1  | 1 | 0  | 0   | 0   | 5   | 3.3 |     |
| vs Nevada           | 11/25/11 | 10 | 0   | 0  | .000  | 0   | 0    | .000  | 0   | 0    | .000 | 0   | 1    | 1   | 4.2 | 1   | 0   | 0  | 2 | 0  | 0   | 0   | 0   | 2.6 |     |
| vs Wisconsin        | 11/26/11 | 1  | 0   | 0  | .000  | 0   | 0    | .000  | 0   | 0    | .000 | 1   | 0    | 1   | 3.7 | 0   | 0   | 0  | 0 | 0  | 0   | 0   | 0   | 2.2 |     |
| vs Northern Arizona | 11/30/11 | 16 | 1   | 2  | .500  | 0   | 1    | .000  | 0   | 0    | .000 | 1   | 0    | 1   | 3.3 | 3   | 0   | 2  | 3 | 0  | 0   | 0   | 2   | 2.1 |     |
| vs Oregon           | 12/03/11 | 2  | 0   | 0  | .000  | 0   | 0    | .000  | 0   | 0    | .000 | 0   | 0    | 0   | 2.9 | 1   | 0   | 0  | 1 | 0  | 0   | 0   | 0   | 1.9 |     |
| WEBER STATE         | 12/07/11 | 3  | 0   | 0  | .000  | 0   | 0    | .000  | 0   | 0    | .000 | 0   | 0    | 0   | 2.6 | 0   | 0   | 0  | 1 | 0  | 0   | 0   | 0   | 1.7 |     |
| Totals              |          |    | 0   | 98 | 6     | 12  | .500 | 1     | 2   | .500 | 2    | 5   | .400 | 8   | 15  | 23  | 2.6 | 14 | 0 | 7  | 9   | 0   | 1   | 15  | 1.7 |

**MISCELLANEOUS**

|                     | 11-12   | Career  |
|---------------------|---------|---------|
| Double-Figure Pts:  | 0 (0-0) | 0 (0-0) |
| 20-plus Pts:        | 0 (0-0) | 0 (0-0) |
| Double-Figure Reb:  | 0 (0-0) | 0 (0-0) |
| Double-Doubles:     | 0 (0-0) | 0 (0-0) |
| 3-plus Steals:      | 0 (0-0) | 0 (0-0) |
| 3-plus Blocks:      | 0 (0-0) | 0 (0-0) |
| 3-plus 3-point FGs: | 0 (0-0) | 0 (0-0) |
| Scoring Leader:     | 0 (0-0) | 0 (0-0) |
| Rebound Leader:     | 0 (0-0) | 0 (0-0) |
| Assist Leader:      | 0 (0-0) | 0 (0-0) |

| Year         | GP       | GS       | Min       | Avg         | FG       | FGA       | Pct         | 3FG      | FGA      | Pct         | FT       | FTA      | Pct         | Off      | Def       | TR        | Avg        | PF        | FO       | A        | TO       | Blk      | Stl      | Pts       | Avg        |
|--------------|----------|----------|-----------|-------------|----------|-----------|-------------|----------|----------|-------------|----------|----------|-------------|----------|-----------|-----------|------------|-----------|----------|----------|----------|----------|----------|-----------|------------|
| 2011-12      | 9        | 0        | 98        | 10.9        | 6        | 12        | .500        | 1        | 2        | .500        | 2        | 5        | .400        | 8        | 15        | 23        | 2.6        | 14        | 0        | 7        | 9        | 0        | 1        | 15        | 1.7        |
| <b>TOTAL</b> | <b>9</b> | <b>0</b> | <b>98</b> | <b>10.9</b> | <b>6</b> | <b>12</b> | <b>.500</b> | <b>1</b> | <b>2</b> | <b>.500</b> | <b>2</b> | <b>5</b> | <b>.400</b> | <b>8</b> | <b>15</b> | <b>23</b> | <b>2.6</b> | <b>14</b> | <b>0</b> | <b>7</b> | <b>9</b> | <b>0</b> | <b>1</b> | <b>15</b> | <b>1.7</b> |





**13 — BROCK ZYLSTRA**  
 6-6 • 210 • Junior • Guard  
 La Verne, Calif. (Bonita HS)

**ZYLSTRA NOTES**

**Last time Out**

- Had 15 points, 6 rebounds, 2 assists, 1 block and 1 steal vs. Weber State

**In 2011-12**

- Has started every game this season
- Made a career-high five 3-pointers vs. Northern Arizona
- Averages 8.9 points, 3.3 rebounds and 1.6 assists
- Has at least 1 steal in every game
- 46.0 percent FG shooting and 42.1 percent 3pt FG shooting

**Other**

- Parents are Dave and Maxine Zylstra
- Wife's name is Sarah and they have a daughter, Sophia
- Served a mission for The Church of Jesus Christ of Latter-day Saints in New Zealand
- Recruited by Yale, Harvard, UC Davis, UC Irvine, UC Santa Barbara and Dartmouth
- Averaged 22 points, 12 rebounds, three steals and one block per game as a senior at Bonita HS
- Named first-team All-CIF as both a junior and a senior
- Selected as the Most Valuable Player of the Miramonte League two straight seasons

Click/scan for Zylstra's bio on [BYUcougars.com](http://BYUcougars.com)



**11-12 SEASON HIGHS**

Points: 23, vs. Northern Arizona – 11/30/11  
 Points 1st half: 15, vs. Northern Arizona – 11/30/11  
 Points 2nd half: 8, Northern Arizona – 11/30/11  
 Rebounds: 6, BYU-Hawaii – 11/15/11, Weber State – 12/7/11  
 Assists: 3, at Utah State – 11/11/11  
 Steals: 2, vs. Oregon – 12/3/11  
 Blocks: 1, Weber State – 12/7/11  
 FG made: 8, vs. Northern Arizona – 11/30/11  
 FG attempts: 11, Weber State – 12/7/11  
 3FG made: 5, vs. Northern Arizona – 11/30/11  
 3FG attempts: 6, vs. Northern Arizona – 11/30/11  
 FT made: 2, twice, last vs. Northern Arizona – 11/30/11  
 FT attempts: 3, vs. Oregon – 12/3/11

**2011-12 GAME-BY-GAME**

| Opponent            | Date     | GS | Min | FG  | FGA | Pct  | 3FG | FGA | Pct  | FT | FTA | Pct   | Off | Def | TR | Avg | PF | FO | A  | TO | Blk | Stl | Pts | Avg |
|---------------------|----------|----|-----|-----|-----|------|-----|-----|------|----|-----|-------|-----|-----|----|-----|----|----|----|----|-----|-----|-----|-----|
| at Utah State       | 11/11/11 | *  | 31  | 1   | 4   | .250 | 0   | 3   | .000 | 0  | 0   | .000  | 0   | 3   | 3  | 3.0 | 3  | 0  | 3  | 5  | 0   | 1   | 2   | 2.0 |
| BYU-HAWAII          | 11/15/11 | *  | 32  | 3   | 9   | .333 | 1   | 4   | .250 | 0  | 0   | .000  | 3   | 3   | 6  | 4.5 | 2  | 0  | 1  | 5  | 0   | 1   | 7   | 4.5 |
| LONGWOOD            | 11/18/11 | *  | 18  | 2   | 5   | .400 | 2   | 3   | .667 | 0  | 0   | .000  | 1   | 0   | 1  | 3.3 | 1  | 0  | 1  | 0  | 0   | 1   | 6   | 5.0 |
| PRAIRIE VIEW A&M    | 11/22/11 | *  | 14  | 2   | 4   | .500 | 2   | 4   | .500 | 2  | 2   | 1.000 | 1   | 3   | 4  | 3.5 | 3  | 0  | 1  | 2  | 0   | 1   | 8   | 5.8 |
| vs Nevada           | 11/25/11 | *  | 30  | 3   | 7   | .429 | 2   | 5   | .400 | 0  | 0   | .000  | 1   | 1   | 2  | 3.2 | 1  | 0  | 2  | 0  | 0   | 1   | 8   | 6.2 |
| vs Wisconsin        | 11/26/11 | *  | 22  | 2   | 7   | .286 | 0   | 4   | .000 | 0  | 0   | .000  | 1   | 4   | 5  | 3.5 | 1  | 0  | 0  | 0  | 0   | 1   | 4   | 5.8 |
| vs Northern Arizona | 11/30/11 | *  | 26  | 8   | 10  | .800 | 5   | 6   | .833 | 2  | 2   | 1.000 | 1   | 2   | 3  | 3.4 | 3  | 0  | 1  | 1  | 0   | 1   | 23  | 8.3 |
| vs Oregon           | 12/03/11 | *  | 26  | 2   | 6   | .333 | 1   | 4   | .250 | 2  | 3   | .667  | 0   | 0   | 0  | 3.0 | 1  | 0  | 3  | 0  | 0   | 2   | 7   | 8.1 |
| WEBER STATE         | 12/07/11 | *  | 27  | 6   | 11  | .545 | 3   | 5   | .600 | 0  | 0   | .000  | 0   | 6   | 6  | 3.3 | 1  | 0  | 2  | 0  | 1   | 1   | 15  | 8.9 |
| Totals              |          |    | 9   | 226 | 29  | .63  | 16  | 38  | .421 | 6  | 7   | .857  | 8   | 22  | 30 | 3.3 | 16 | 0  | 14 | 13 | 1   | 10  | 80  | 8.9 |

**CAREER HIGHS**

Points: 23, vs Northern Arizona – 11/30/11  
 Rebounds: 6, BYU-Hawaii – 11/15/11, Weber State – 12/7/11  
 Assists: 3, at Utah State – 11/11/11  
 Steals: 2, three times, last, vs. Oregon – 12/3/11  
 Blocks: 1, Wagner – 12/17/09, Weber State – 12/7/11  
 FG made: 8, vs Northern Arizona – 11/30/11  
 FG attempts: 11, Weber State – 12/7/11  
 3FG made: 5, vs Northern Arizona – 11/30/11  
 3FG attempts: 6, twice, last, vs Northern Arizona – 11/30/11  
 FT made: 3, Eastern New Mexico – 01/02/10  
 FT attempts: 4, Eastern New Mexico – 01/02/10

**MISCELLANEOUS**

|                     | 10-11   | Career  |
|---------------------|---------|---------|
| Double-Figure Pts:  | 2 (2-0) | 3 (3-0) |
| 20-plus Pts:        | 1 (1-0) | 1 (1-0) |
| Double-Figure Reb:  | 0 (0-0) | 0 (0-0) |
| Double-Doubles:     | 0 (0-0) | 0 (0-0) |
| 3-plus Steals:      | 0 (0-0) | 0 (0-0) |
| 3-plus Blocks:      | 0 (0-0) | 0 (0-0) |
| 3-plus 3-point FGs: | 2 (2-0) | 3 (3-0) |
| Scoring Leader:     | 1 (1-0) | 1 (1-0) |
| Rebound Leader:     | 0 (0-0) | 0 (0-0) |
| Assist Leader:      | 0 (0-0) | 0 (0-0) |

**CAREER STATISTICS (ALL GAMES)**

| Year         | GP        | GS       | Min        | Avg        | FG        | FGA        | Pct         | 3FG       | FGA       | Pct         | FT        | FTA       | Pct         | Off       | Def       | TR        | Avg        | PF        | FO       | A         | TO        | Blk      | Stl       | Pts        | Avg        |
|--------------|-----------|----------|------------|------------|-----------|------------|-------------|-----------|-----------|-------------|-----------|-----------|-------------|-----------|-----------|-----------|------------|-----------|----------|-----------|-----------|----------|-----------|------------|------------|
| 2009-10      | 20        | 0        | 63         | 3.2        | 7         | 18         | .389        | 0         | 3         | .000        | 5         | 8         | .625        | 2         | 11        | 13        | 0.7        | 4         | 0        | 2         | 4         | 1        | 1         | 19         | 1.0        |
| 2010-11      | 29        | 0        | 150        | 5.2        | 10        | 32         | .313        | 6         | 22        | .273        | 7         | 12        | .583        | 5         | 19        | 24        | 0.8        | 13        | 0        | 9         | 4         | 0        | 8         | 33         | 1.1        |
| 2011-12      | 9         | 9        | 226        | 25.1       | 29        | 63         | .460        | 16        | 38        | .421        | 6         | 7         | .857        | 8         | 22        | 30        | 3.3        | 16        | 0        | 14        | 13        | 1        | 10        | 80         | 8.9        |
| <b>TOTAL</b> | <b>58</b> | <b>9</b> | <b>439</b> | <b>7.6</b> | <b>46</b> | <b>113</b> | <b>.407</b> | <b>22</b> | <b>63</b> | <b>.349</b> | <b>18</b> | <b>27</b> | <b>.667</b> | <b>15</b> | <b>52</b> | <b>67</b> | <b>1.2</b> | <b>33</b> | <b>0</b> | <b>25</b> | <b>21</b> | <b>2</b> | <b>19</b> | <b>132</b> | <b>2.3</b> |

**CAREER STATISTICS (CONFERENCE GAMES)**

| Year         | GP        | GS       | Min       | Avg        | FG       | FGA       | Pct         | 3FG      | FGA      | Pct         | FT       | FTA       | Pct         | Off      | Def      | TR       | Avg        | PF       | FO       | A        | TO       | Blk      | Stl      | Pts       | Avg        |
|--------------|-----------|----------|-----------|------------|----------|-----------|-------------|----------|----------|-------------|----------|-----------|-------------|----------|----------|----------|------------|----------|----------|----------|----------|----------|----------|-----------|------------|
| 2009-10      | 8         | 0        | 24        | 3.0        | 3        | 7         | .429        | 0        | 1        | .000        | 2        | 4         | .500        | 1        | 1        | 2        | 0.3        | 2        | 0        | 1        | 2        | 0        | 0        | 8         | 1.0        |
| 2010-11      | 11        | 0        | 40        | 3.6        | 2        | 7         | .286        | 0        | 3        | .000        | 3        | 7         | .429        | 2        | 5        | 7        | 0.6        | 4        | 0        | 2        | 0        | 0        | 2        | 7         | 0.6        |
| <b>TOTAL</b> | <b>19</b> | <b>0</b> | <b>64</b> | <b>3.4</b> | <b>5</b> | <b>14</b> | <b>.357</b> | <b>0</b> | <b>4</b> | <b>.000</b> | <b>5</b> | <b>11</b> | <b>.455</b> | <b>3</b> | <b>6</b> | <b>9</b> | <b>0.5</b> | <b>6</b> | <b>0</b> | <b>3</b> | <b>2</b> | <b>0</b> | <b>2</b> | <b>15</b> | <b>0.8</b> |





**MARTINEAU NOTES**

**Last time Out**

- Posted 2 points and 1 assist in 5 minutes vs. Weber State

**In 2011-12**

- Played 7 minutes vs. Prairie View A&M and tallied 2 rebounds, 2 assists and 1 steal
- Played 2 minutes vs. BYU-Hawaii and scored 1 point (1-2 FT)
- Made one 3-pointer vs. Longwood

**Other**

- Parents are Chris and Sherrie and has three brothers and one sister
- Wife's name is Karli
- Served a mission for The Church of Jesus Christ of Latter-day Saints in Chile
- Also garnered recruiting attention as a wide receiver in football
- Also recruited by Southern Utah, Penn, Columbia, Princeton, Stanford, Air Force, Utah State and Utah
- Averaged 15 points and six assists per game at Davis High School, earning first-team all-state honors as a senior
- Named Salt Lake Tribune second-team all-state and Deseret News third-team all-state his junior season
- Earned first-team all-state accolades as a wide receiver in football
- Honored by the National Football Foundation Hall of Fame

Click/scan for Martineau's bio on [BYUcougars.com](http://BYUcougars.com)



**14 — NICK MARTINEAU**

**6-0 • 170 • Junior • Guard**  
Fruit Heights, Utah (Davis HS)

**11-12 SEASON HIGHS**

Points: 3, Longwood – 11/18/11  
 Points 1st half: —  
 Points 2nd half: 3, Longwood – 11/18/11  
 Rebounds: — 2, Prairie View A&M – 11/22/11  
 Assists: — 2, Prairie View A&M – 11/22/11  
 Steals: — 1, Prairie View A&M – 11/22/11  
 Blocks: —  
 FG made: — 1, Longwood – 11/18/11, Weber State – 12/7/11  
 FG attempts: — 1, Longwood – 11/18/11, Weber State – 12/7/11  
 3FG made: — 1, Longwood – 11/18/11  
 3FG attempts: — 1, Longwood – 11/18/11  
 FT made: 1, BYU-Hawaii – 11/15/11  
 FT attempts: 2, BYU-Hawaii – 11/15/11

**2011-12 GAME-BY-GAME**

| Opponent            | Date     | GS | Min | FG | FGA   | Pct  | 3FG | FGA   | Pct   | FT | FTA  | Pct  | Off | Def | TR  | Avg | PF | FO | A | TO | Blk | Stl | Pts | Avg |
|---------------------|----------|----|-----|----|-------|------|-----|-------|-------|----|------|------|-----|-----|-----|-----|----|----|---|----|-----|-----|-----|-----|
| at Utah State       | 11/11/11 |    | DNP |    |       |      |     |       |       |    |      |      |     |     |     |     |    |    |   |    |     |     |     |     |
| BYU-HAWAII          | 11/15/11 | 2  | 0   | 0  | .000  | 0    | 0   | .000  | 1     | 2  | .500 | 0    | 0   | 0   | 0.0 | 0   | 0  | 0  | 0 | 0  | 0   | 0   | 1   | 1.0 |
| LONGWOOD            | 11/18/11 | 3  | 1   | 1  | 1.000 | 1    | 1   | 1.000 | 0     | 0  | .000 | 0    | 0   | 0   | 0.0 | 0   | 0  | 0  | 0 | 0  | 0   | 0   | 3   | 2.0 |
| PRAIRIE VIEW A&M    | 11/22/11 | 7  | 0   | 0  | .000  | 0    | 0   | .000  | 0     | 0  | .000 | 0    | 2   | 2   | 0.7 | 0   | 0  | 2  | 0 | 0  | 1   | 0   | 1.3 |     |
| vs Nevada           | 11/25/11 | 1  | 0   | 1  | .000  | 0    | 0   | .000  | 0     | 0  | .000 | 0    | 0   | 0   | 0.5 | 0   | 0  | 0  | 0 | 0  | 0   | 0   | 1.0 |     |
| vs Wisconsin        | 11/26/11 | 1  | 0   | 0  | .000  | 0    | 0   | .000  | 0     | 0  | .000 | 0    | 0   | 0   | 0.4 | 0   | 0  | 0  | 0 | 0  | 0   | 0   | 0.8 |     |
| vs Northern Arizona | 11/30/11 | 5  | 0   | 1  | .000  | 0    | 0   | .000  | 0     | 0  | .000 | 0    | 0   | 0   | 0.3 | 0   | 0  | 1  | 1 | 0  | 0   | 0   | 0.7 |     |
| vs. Oregon          | 12/03/11 |    | DNP |    |       |      |     |       |       |    |      |      |     |     |     |     |    |    |   |    |     |     |     |     |
| WEBER STATE         | 12/07/11 | 5  | 1   | 1  | 1.000 | 0    | 0   | .000  | 0     | 0  | .000 | 0    | 0   | 0   | 0.3 | 0   | 0  | 1  | 1 | 0  | 0   | 2   | 0.9 |     |
| Totals              |          | 0  | 24  | 2  | 4     | .500 | 1   | 1     | 1.000 | 1  | 2    | .500 | 0   | 2   | 2   | 0.3 | 0  | 0  | 4 | 2  | 0   | 1   | 6   | 0.9 |

**CAREER HIGHS**

Points: 6, Loyola Marymount – 01/03/08  
 Rebounds: 2, 6 times, last, Prairie View A&M – 11/22/11  
 Assists: 4, Loyola Marymount – 01/03/08  
 Steals: 2, Chicago State – 11/20/10  
 Blocks: —  
 FG made: 2, Mississippi Valley – 11/23/10  
 FG attempts: 3, twice, last vs Hawaii – 12/04/10  
 3FG made: 1, 5 times, last, Longwood – 11/18/11  
 3FG attempts: 2, 3 times, last vs Fresno Pacific – 01/01/11  
 FT made: 4, Loyola Marymount – 01/03/08  
 FT attempts: 4, Loyola Marymount – 01/03/08

**MISCELLANEOUS**

|                     | 10-11   | Career  |
|---------------------|---------|---------|
| Double-Figure Pts:  | 0 (0-0) | 0 (0-0) |
| 20-plus Pts:        | 0 (0-0) | 0 (0-0) |
| Double-Figure Reb:  | 0 (0-0) | 0 (0-0) |
| Double-Doubles:     | 0 (0-0) | 0 (0-0) |
| 3-plus Steals:      | 0 (0-0) | 0 (0-0) |
| 3-plus Blocks:      | 0 (0-0) | 0 (0-0) |
| 3-plus 3-point FGs: | 0 (0-0) | 0 (0-0) |
| Scoring Leader:     | 0 (0-0) | 0 (0-0) |
| Rebound Leader:     | 0 (0-0) | 0 (0-0) |
| Assist Leader:      | 0 (0-0) | 0 (0-0) |

**CAREER STATISTICS (ALL GAMES)**

| Year         | GP        | GS       | Min        | Avg        | FG        | FGA       | Pct         | 3FG      | FGA       | Pct         | FT       | FTA       | Pct         | Off      | Def       | TR        | Avg        | PF        | FO       | A         | TO        | Blk      | Stl      | Pts       | Avg        |
|--------------|-----------|----------|------------|------------|-----------|-----------|-------------|----------|-----------|-------------|----------|-----------|-------------|----------|-----------|-----------|------------|-----------|----------|-----------|-----------|----------|----------|-----------|------------|
| 2007-08      | 20        | 0        | 115        | 5.8        | 4         | 14        | .286        | 1        | 5         | .200        | 4        | 6         | .667        | 2        | 6         | 8         | 0.4        | 13        | 0        | 14        | 9         | 0        | 3        | 13        | 0.7        |
| 2010-11      | 25        | 0        | 121        | 4.8        | 6         | 22        | .273        | 3        | 12        | .250        | 2        | 2         | 1.000       | 0        | 11        | 11        | 0.4        | 7         | 0        | 14        | 4         | 0        | 5        | 17        | 0.7        |
| 2011-12      | 7         | 0        | 24         | 3.4        | 2         | 4         | .500        | 1        | 1         | 1.000       | 1        | 2         | .500        | 0        | 2         | 2         | 0.3        | 0         | 0        | 4         | 2         | 0        | 1        | 6         | 0.9        |
| <b>TOTAL</b> | <b>52</b> | <b>0</b> | <b>260</b> | <b>5.0</b> | <b>12</b> | <b>40</b> | <b>.300</b> | <b>5</b> | <b>18</b> | <b>.278</b> | <b>7</b> | <b>10</b> | <b>.700</b> | <b>2</b> | <b>19</b> | <b>21</b> | <b>0.4</b> | <b>20</b> | <b>0</b> | <b>32</b> | <b>15</b> | <b>0</b> | <b>9</b> | <b>36</b> | <b>0.7</b> |

**CAREER STATISTICS (CONFERENCE GAMES)**

| Year         | GP        | GS       | Min       | Avg        | FG       | FGA      | Pct         | 3FG      | FGA      | Pct         | FT       | FTA      | Pct         | Off      | Def      | TR       | Avg        | PF       | FO       | A        | TO       | Blk      | Stl      | Pts      | Avg        |
|--------------|-----------|----------|-----------|------------|----------|----------|-------------|----------|----------|-------------|----------|----------|-------------|----------|----------|----------|------------|----------|----------|----------|----------|----------|----------|----------|------------|
| 2007-08      | 7         | 0        | 24        | 3.4        | 0        | 4        | .000        | 0        | 2        | .000        | 0        | 2        | .000        | 0        | 1        | 1        | 0.1        | 2        | 0        | 0        | 3        | 0        | 2        | 0        | 0.0        |
| 2010-11      | 8         | 0        | 11        | 1.4        | 0        | 3        | .000        | 0        | 1        | .000        | 0        | 0        | .000        | 0        | 0        | 0        | 0.0        | 2        | 0        | 1        | 0        | 0        | 0        | 0        | 0.0        |
| <b>TOTAL</b> | <b>15</b> | <b>0</b> | <b>35</b> | <b>2.3</b> | <b>0</b> | <b>7</b> | <b>.000</b> | <b>0</b> | <b>3</b> | <b>.000</b> | <b>0</b> | <b>2</b> | <b>.000</b> | <b>0</b> | <b>1</b> | <b>1</b> | <b>0.1</b> | <b>4</b> | <b>0</b> | <b>1</b> | <b>3</b> | <b>0</b> | <b>2</b> | <b>0</b> | <b>0.0</b> |





**20 — ANSON WINDER**  
 6-3 • 195 • Freshman • Guard  
 Las Vegas, Nev. (Bishop Gorman HS)

**WINDER NOTES**

**Last time Out**

- Had 1 rebound, 1 assist and 1 block vs. Weber State

**In 2011-12**

- Started last 5 games at point guard
- Been BYU's assist leader in 5 games
- Had 9 points, 4 rebounds, 4 assists and 4 steals against Nevada, his first career start
- Had a career-high 11 points and 4 assists vs. Prairie View A&M
- Averages 5.1 points and 4.0 assists
- 42.4 percent FG shooting

**Other**

- Parents are Chuck Winder and Teresa Williams
- Also recruited by Nevada, SMU, Portland, UC Riverside and Idaho
- Helped lead Bishop Gorman to back-to-back Nevada 4A state titles
- Averaged 17 points and seven boards as a senior and led Bishop Gorman to a 30-2 record
- Earned first-team all-Southwest League and first-team all-Sunset Division honors
- As a junior averaged 13.8 points, 8.2 rebounds and 3.0 assists and helped Bishop Gorman to a 28-5 record
- Earned all-Southwest League honors and Bishop Gorman's Sportsmanship Award as a junior

Click/scan for Winder's bio on [BYUcougars.com](http://BYUcougars.com)



**11-12 SEASON/CAREER HIGHS**

Points: 11, Prairie View A&M – 11/22/11  
 Points 1st half: 6 vs. Nevada, 11/25/11  
 Points 2nd half: 7 vs. Oregon – 12/3/11  
 Rebounds: 4, vs Nevada – 11/25/11  
 Assists: 9, vs. Northern Arizona – 11/30/11  
 Steals: 4, Nevada – 11/25/11  
 Blocks: 2, vs. Northern Arizona – 11/30/11  
 FG made: 4, vs Nevada – 11/25/11, vs. Oregon – 12/3/11  
 FG attempts: 9, vs Nevada – 11/25/11  
 3FG made: 2, three times, last, vs. Oregon – 12/3/11  
 3FG attempts: 5, vs. Oregon – 12/3/11  
 FT made: 3, Prairie View A&M – 11/22/11  
 FT attempts: 5, Longwood – 11/18/11

**2011-12 GAME-BY-GAME**

| Opponent            | Date     | GS | Min | FG  | FGA | Pct  | 3FG  | FGA | Pct  | FT   | FTA | Pct   | Off  | Def | TR | Avg | PF  | FO | A | TO | Blk | Stl | Pts | Avg |     |
|---------------------|----------|----|-----|-----|-----|------|------|-----|------|------|-----|-------|------|-----|----|-----|-----|----|---|----|-----|-----|-----|-----|-----|
| at Utah State       | 11/11/11 |    | DNP |     |     |      |      |     |      |      |     |       |      |     |    |     |     |    |   |    |     |     |     |     |     |
| BYU-HAWAII          | 11/15/11 |    | 2   | 0   | 0   | .000 | 0    | 0   | .000 | 0    | 0   | .000  | 0    | 1   | 1  | 1.0 | 0   | 0  | 0 | 0  | 0   | 0   | 0   | 0.0 |     |
| LONGWOOD            | 11/18/11 |    | 25  | 2   | 5   | .400 | 2    | 4   | .500 | 2    | 5   | .400  | 0    | 1   | 1  | 1.0 | 1   | 0  | 5 | 0  | 0   | 0   | 8   | 4.0 |     |
| PRAIRIE VIEW A&M    | 11/22/11 |    | 21  | 3   | 5   | .600 | 2    | 4   | .500 | 3    | 3   | 1.000 | 0    | 3   | 3  | 1.7 | 2   | 0  | 4 | 2  | 0   | 0   | 11  | 6.3 |     |
| vs Nevada           | 11/25/11 | *  | 38  | 4   | 9   | .444 | 0    | 4   | .000 | 1    | 2   | .500  | 0    | 4   | 4  | 2.3 | 2   | 0  | 4 | 3  | 0   | 4   | 9   | 7.0 |     |
| vs Wisconsin        | 11/26/11 | *  | 21  | 0   | 0   | .000 | 0    | 0   | .000 | 0    | 0   | .000  | 0    | 0   | 0  | 1.8 | 0   | 0  | 3 | 1  | 0   | 0   | 0   | 5.6 |     |
| vs Northern Arizona | 11/30/11 | *  | 22  | 1   | 3   | .333 | 0    | 1   | .000 | 1    | 2   | .500  | 0    | 2   | 2  | 1.8 | 1   | 0  | 9 | 3  | 2   | 3   | 3   | 5.2 |     |
| vs Oregon           | 12/03/11 | *  | 37  | 4   | 8   | .500 | 2    | 5   | .400 | 0    | 1   | .000  | 1    | 1   | 2  | 1.9 | 0   | 0  | 6 | 3  | 0   | 1   | 10  | 5.9 |     |
| WEBER STATE         | 12/07/11 | *  | 19  | 0   | 3   | .000 | 0    | 3   | .000 | 0    | 0   | .000  | 0    | 1   | 1  | 1.8 | 1   | 0  | 1 | 0  | 1   | 0   | 0   | 5.1 |     |
| Totals              |          |    | 5   | 185 | 14  | 33   | .424 | 6   | 21   | .286 | 7   | 13    | .538 | 1   | 13 | 14  | 1.8 | 7  | 0 | 32 | 12  | 3   | 8   | 41  | 5.1 |

**MISCELLANEOUS**

|                     | 11-12   | Career  |
|---------------------|---------|---------|
| Double-Figure Pts:  | 2 (2-0) | 2 (2-0) |
| 20-plus Pts:        | 0 (0-0) | 0 (0-0) |
| Double-Figure Reb:  | 0 (0-0) | 0 (0-0) |
| Double-Doubles:     | 0 (0-0) | 0 (0-0) |
| 3-plus Steals:      | 2 (2-0) | 2 (2-0) |
| 3-plus Blocks:      | 0 (0-0) | 0 (0-0) |
| 3-plus 3-point FGs: | 0 (0-0) | 0 (0-0) |
| Scoring Leader:     | 0 (0-0) | 0 (0-0) |
| Rebound Leader:     | 0 (0-0) | 0 (0-0) |
| Assist Leader:      | 5 (5-0) | 5 (5-0) |

| Year         | GP       | GS       | Min        | Avg         | FG        | FGA       | Pct         | 3FG      | FGA       | Pct         | FT       | FTA       | Pct         | Off      | Def       | TR        | Avg        | PF       | FO       | A         | TO        | Blk      | Stl      | Pts       | Avg        |
|--------------|----------|----------|------------|-------------|-----------|-----------|-------------|----------|-----------|-------------|----------|-----------|-------------|----------|-----------|-----------|------------|----------|----------|-----------|-----------|----------|----------|-----------|------------|
| 2011-12      | 8        | 5        | 185        | 23.1        | 14        | 33        | .424        | 6        | 21        | .286        | 7        | 13        | .538        | 1        | 13        | 14        | 1.8        | 7        | 0        | 32        | 12        | 3        | 8        | 41        | 5.1        |
| <b>TOTAL</b> | <b>8</b> | <b>5</b> | <b>185</b> | <b>23.1</b> | <b>14</b> | <b>33</b> | <b>.424</b> | <b>6</b> | <b>21</b> | <b>.286</b> | <b>7</b> | <b>13</b> | <b>.538</b> | <b>1</b> | <b>13</b> | <b>14</b> | <b>1.8</b> | <b>7</b> | <b>0</b> | <b>32</b> | <b>12</b> | <b>3</b> | <b>8</b> | <b>41</b> | <b>5.1</b> |







**ROGERS NOTES**

**Last time Out**

- Scored 15 points on 6 of 10 shooting and had 1 steal vs. Weber State

**In 2011-12**

- Has played in every game and started two
- Scored 15 points in 18 minutes vs. Weber State
- Had 17 points vs. Longwood and 18 vs. Prairie View A&M
- Averages 10.4 points, 2.1 rebounds and 1.8 assists
- 54.5 percent FG shooting and 42.4 percent 3-point FG shooting

**Other**

- Parents are Kimball and Sharon Rogers and is the youngest of seven children
- Wife's name is Ginny
- Served a mission for The Church of Jesus Christ of Latter-day Saints in Cleveland, Ohio
- Earned junior college All-America honors while leading Mesa CC to a 25-7 record (2009-10)
- Averaged 21.3 points, 5.3 rebounds, 1.5 assists and made 85 threes and shot .499 from the field, .427 from three and .810 from the free throw line
- Redshirted one season at Arizona State prior to playing at Mesa

Click/scan for Rogers' bio on BYUcougars.com



**21 — STEPHEN ROGERS**

6-8 • 195 • Junior • Forward  
Mesa, Ariz. (Mesa CC)

**11-12 SEASON HIGHS**

Points: 18, Prairie View A&M – 11/22/11  
 Points 1st half: 8, Prairie View A&M – 11/22/11  
 Points 2nd half: 14, Longwood – 11/18/11  
 Rebounds: 6, vs. Northern Arizona – 11/30/11  
 Assists: 3, twice, last, Longwood – 11/18/11  
 Steals: 3, Longwood – 11/18/11  
 Blocks: 2, BYU-Hawaii – 11/15/11  
 FG made: 7, Longwood – 11/18/11  
 FG attempts: 10, vs. Oregon – 12/3/11, Weber State – 12/7/11  
 3FG made: 4, vs. Oregon – 12/3/11  
 3FG attempts: 7, vs. Oregon – 12/3/11  
 FT made: 3, Prairie View A&M – 11/22/11  
 FT attempts: 4, Prairie View A&M – 11/22/11

**2011-12 GAME-BY-GAME**

| Opponent            | Date     | GS | Min   | FG | FGA | Pct  | 3FG | FGA | Pct  | FT | FTA | Pct   | Off | Def | TR | Avg | PF | FO | A  | TO | Blk | Stl | Pts | Avg  |
|---------------------|----------|----|-------|----|-----|------|-----|-----|------|----|-----|-------|-----|-----|----|-----|----|----|----|----|-----|-----|-----|------|
| at Utah State       | 11/11/11 | *  | 29    | 3  | 7   | .429 | 0   | 4   | .000 | 1  | 2   | .500  | 0   | 0   | 0  | 0.0 | 5  | 1  | 3  | 1  | 1   | 1   | 7   | 7.0  |
| BYU-HAWAII          | 11/15/11 | *  | 22    | 2  | 5   | .400 | 1   | 2   | .500 | 0  | 0   | .000  | 0   | 2   | 2  | 1.0 | 3  | 0  | 1  | 2  | 2   | 0   | 5   | 6.0  |
| LONGWOOD            | 11/18/11 |    | 18    | 7  | 9   | .778 | 3   | 5   | .600 | 0  | 0   | .000  | 2   | 0   | 2  | 1.3 | 0  | 0  | 3  | 0  | 0   | 3   | 17  | 9.7  |
| PRAIRIE VIEW A&M    | 11/22/11 |    | 21    | 6  | 9   | .667 | 3   | 5   | .600 | 3  | 4   | .750  | 0   | 2   | 2  | 1.5 | 1  | 0  | 2  | 0  | 1   | 1   | 18  | 11.8 |
| vs Nevada           | 11/25/11 |    | 11    | 1  | 4   | .250 | 0   | 1   | .000 | 0  | 0   | .000  | 0   | 4   | 4  | 2.0 | 0  | 0  | 2  | 2  | 0   | 0   | 2   | 9.8  |
| vs Wisconsin        | 11/26/11 |    | 12    | 3  | 6   | .500 | 0   | 1   | .000 | 0  | 0   | .000  | 0   | 2   | 2  | 2.0 | 0  | 0  | 0  | 2  | 0   | 0   | 6   | 9.2  |
| vs Northern Arizona | 11/30/11 |    | 27    | 3  | 6   | .500 | 2   | 5   | .400 | 0  | 0   | .000  | 0   | 6   | 6  | 2.6 | 2  | 0  | 3  | 0  | 0   | 0   | 8   | 9.0  |
| vs Oregon           | 12/03/11 |    | 21    | 5  | 10  | .500 | 4   | 7   | .571 | 2  | 3   | .667  | 0   | 1   | 1  | 2.4 | 1  | 0  | 2  | 2  | 0   | 2   | 16  | 9.9  |
| WEBER STATE         | 12/07/11 |    | 18    | 6  | 10  | .600 | 1   | 3   | .333 | 2  | 2   | 1.000 | 0   | 0   | 0  | 2.1 | 0  | 0  | 0  | 1  | 0   | 1   | 15  | 10.4 |
| Totals              |          |    | 2 179 | 36 | 66  | .545 | 14  | 33  | .424 | 8  | 11  | .727  | 2   | 17  | 19 | 2.1 | 12 | 1  | 16 | 10 | 4   | 8   | 94  | 10.4 |

**CAREER HIGHS**

Points: 18, Prairie View A&M – 11/22/11  
 Rebounds: 8, UNLV – 02/05/11  
 Assists: 3, at Utah State – 11/11/11 ; Longwood – 11/18/11  
 Steals: 3, Longwood – 11/18/11  
 Blocks: 2, three times  
 FG made: 7, Longwood – 11/18/11  
 FG attempts: 10, three times, last, Weber State – 12/7/11  
 3FG made: 4, vs. Oregon – 12/3/11  
 3FG attempts: 7, vs. Oregon – 12/3/11  
 FT made: 11, Fresno Pacific – 01/01/11  
 FT attempts: 11, Fresno Pacific – 01/01/11

**MISCELLANEOUS**

|                     | 10-11   | Career    |
|---------------------|---------|-----------|
| Double-Figure Pts:  | 4 (4-0) | 10 (10-0) |
| 20-plus Pts:        | 0 (0-0) | 0 (0-0)   |
| Double-Figure Reb:  | 0 (0-0) | 0 (0-0)   |
| Double-Doubles:     | 0 (0-0) | 0 (0-0)   |
| 3-plus Steals:      | 1 (1-0) | 1 (1-0)   |
| 3-plus Blocks:      | 0 (0-0) | 0 (0-0)   |
| 3-plus 3-point FGs: | 3 (3-0) | 6 (6-0)   |
| Scoring Leader:     | 1 (1-0) | 2 (2-0)   |
| Rebound Leader:     | 0 (0-0) | 1 (1-0)   |
| Assist Leader:      | 0 (0-0) | 0 (0-0)   |

| CAREER STATISTICS (ALL GAMES) |           |          |            |             |           |            |             |           |           |             |           |           |             |           |           |           |            |           |          |           |           |           |           |            |            |
|-------------------------------|-----------|----------|------------|-------------|-----------|------------|-------------|-----------|-----------|-------------|-----------|-----------|-------------|-----------|-----------|-----------|------------|-----------|----------|-----------|-----------|-----------|-----------|------------|------------|
| Year                          | GP        | GS       | Min        | Avg         | FG        | FGA        | Pct         | 3FG       | FGA       | Pct         | FT        | FTA       | Pct         | Off       | Def       | TR        | Avg        | PF        | FO       | A         | TO        | Blk       | Stl       | Pts        | Avg        |
| 2010-11                       | 36        | 0        | 368        | 10.2        | 43        | 105        | .410        | 21        | 61        | .344        | 41        | 48        | .854        | 17        | 61        | 78        | 2.2        | 26        | 0        | 12        | 22        | 8         | 10        | 148        | 4.1        |
| 2011-12                       | 9         | 2        | 179        | 19.9        | 36        | 66         | .545        | 14        | 33        | .424        | 8         | 11        | .727        | 2         | 17        | 19        | 2.1        | 12        | 1        | 16        | 10        | 4         | 8         | 94         | 10.4       |
| <b>TOTAL</b>                  | <b>45</b> | <b>2</b> | <b>547</b> | <b>12.2</b> | <b>79</b> | <b>171</b> | <b>.462</b> | <b>35</b> | <b>94</b> | <b>.372</b> | <b>49</b> | <b>59</b> | <b>.831</b> | <b>19</b> | <b>78</b> | <b>97</b> | <b>2.2</b> | <b>38</b> | <b>1</b> | <b>28</b> | <b>32</b> | <b>12</b> | <b>18</b> | <b>242</b> | <b>5.4</b> |

| CAREER STATISTICS (CONFERENCE GAMES) |           |          |            |             |           |           |             |           |           |             |           |           |              |          |           |           |            |           |          |          |           |          |          |           |            |
|--------------------------------------|-----------|----------|------------|-------------|-----------|-----------|-------------|-----------|-----------|-------------|-----------|-----------|--------------|----------|-----------|-----------|------------|-----------|----------|----------|-----------|----------|----------|-----------|------------|
| Year                                 | GP        | GS       | Min        | Avg         | FG        | FGA       | Pct         | 3FG       | FGA       | Pct         | FT        | FTA       | Pct          | Off      | Def       | TR        | Avg        | PF        | FO       | A        | TO        | Blk      | Stl      | Pts       | Avg        |
| 2010-11                              | 16        | 0        | 172        | 10.8        | 23        | 53        | .434        | 10        | 30        | .333        | 10        | 10        | 1.000        | 7        | 26        | 33        | 2.1        | 14        | 0        | 5        | 11        | 2        | 5        | 66        | 4.1        |
| <b>TOTAL</b>                         | <b>16</b> | <b>0</b> | <b>172</b> | <b>10.8</b> | <b>23</b> | <b>53</b> | <b>.434</b> | <b>10</b> | <b>30</b> | <b>.333</b> | <b>10</b> | <b>10</b> | <b>1.000</b> | <b>7</b> | <b>26</b> | <b>33</b> | <b>2.1</b> | <b>14</b> | <b>0</b> | <b>5</b> | <b>11</b> | <b>2</b> | <b>5</b> | <b>66</b> | <b>4.1</b> |





**HARRISON NOTES**

**Last time Out**

- Played 11 minutes and scored 2 points and had 1 assist vs. Weber State

**In 2011-12**

- Has played in every game this season
- Scored 11 points vs. Longwood, draining 3 of 5 three-pointers
- Scored 9 points vs. Wisconsin
- Averages 4.6 points

**Other**

- Also recruited by Clemson, Florida State, Marquette and Wisconsin
- As a senior helped Christ School to a 32-5 overall record, a 12-0 league record and the NCISAA State Title
- Named NCISAA 3A All-State
- Earned first-team Asheville Citizen-Times All-WNC honors
- Shared team MVP honors with Marshall Plumlee (Duke)
- A Jordan Brand Classic Regional All-Star
- Named CAA All-Conference and CAA Player of the Year
- Averaged 12.7 points, 4.7 rebounds, 1.8 steals and 1.7 assists and hit 53 threes
- As a junior averaged 12.5 points and 5.0 rebounds on a team that included six other Division I-bound players

Click/scan for Harrison's bio on [BYUcougars.com](http://BYUcougars.com)



**24 — DAMARCUS HARRISON**

6-5 • 190 • Freshman • Guard  
Greenwood, S.C. (Christ HS)

**11-12 SEASON/CAREER HIGHS**

Points: 11, Longwood – 11/18/11  
 Points 1st half: 6, BYU-Hawaii – 11/15/11  
 Points 2nd half: 6, Longwood – 11/18/11  
 Rebounds: 2, BYU-Hawaii – 11/15/11, vs. Nevada – 11/25/11  
 Assists: 2, twice, last, Prairie View A&M – 11/22/11  
 Steals: 2, vs. Oregon – 12/3/11  
 Blocks: —  
 FG made: 3, Longwood, – 11/18/11  
 FG attempts: 8, vs. Northern Arizona – 11/30/11  
 3FG made: 3, Longwood – 11/18/11  
 3FG attempts: 5, Longwood – 11/18/11  
 FT made: 2, Longwood – 11/18/11  
 FT attempts: 3, Prairie View A&M – 11/22/11

**2011-12 GAME-BY-GAME**

| Opponent            | Date     | GS | Min | FG  | FGA  | Pct | 3FG  | FGA  | Pct | FT   | FTA   | Pct  | Off  | Def | TR  | Avg | PF  | FO | A | TO | Blk | Stl | Pts | Avg |     |
|---------------------|----------|----|-----|-----|------|-----|------|------|-----|------|-------|------|------|-----|-----|-----|-----|----|---|----|-----|-----|-----|-----|-----|
| at Utah State       | 11/11/11 | 4  | 0   | 1   | .000 | 0   | 0    | .000 | 0   | 0    | 0     | .000 | 0    | 0   | 0   | 0.0 | 1   | 0  | 0 | 1  | 0   | 0   | 0   | 0.0 |     |
| BYU-HAWAII          | 11/15/11 | 15 | 2   | 6   | .333 | 1   | 2    | .500 | 1   | 1    | 1.000 | 1    | 1    | 2   | 1.0 | 1   | 0   | 2  | 3 | 0  | 0   | 0   | 6   | 3.0 |     |
| LONGWOOD            | 11/18/11 | 13 | 3   | 7   | .429 | 3   | 5    | .600 | 2   | 2    | 1.000 | 0    | 0    | 0   | 0.7 | 0   | 0   | 1  | 1 | 0  | 0   | 11  | 5.7 |     |     |
| PRAIRIE VIEW A&M    | 11/22/11 | 14 | 2   | 5   | .400 | 0   | 2    | .000 | 1   | 3    | .333  | 0    | 1    | 1   | 0.8 | 3   | 0   | 2  | 1 | 0  | 1   | 5   | 5.5 |     |     |
| vs Nevada           | 11/25/11 | 8  | 2   | 4   | .500 | 0   | 1    | .000 | 0   | 0    | .000  | 1    | 1    | 2   | 1.0 | 1   | 0   | 0  | 1 | 0  | 0   | 4   | 5.2 |     |     |
| vs Wisconsin        | 11/26/11 | 19 | 3   | 7   | .429 | 1   | 2    | .500 | 2   | 2    | 1.000 | 0    | 1    | 1   | 1.0 | 1   | 0   | 0  | 1 | 0  | 1   | 9   | 5.8 |     |     |
| vs Northern Arizona | 11/30/11 | 14 | 2   | 8   | .250 | 0   | 2    | .000 | 0   | 0    | .000  | 0    | 1    | 1   | 1.0 | 0   | 0   | 0  | 0 | 0  | 1   | 4   | 5.6 |     |     |
| vs Oregon           | 12/03/11 | 5  | 0   | 1   | .000 | 0   | 1    | .000 | 0   | 2    | .000  | 0    | 1    | 1   | 1.0 | 0   | 0   | 0  | 1 | 0  | 2   | 0   | 4.9 |     |     |
| WEBER STATE         | 12/07/11 | 11 | 1   | 6   | .167 | 0   | 3    | .000 | 0   | 0    | .000  | 0    | 0    | 0   | 0.9 | 0   | 0   | 1  | 0 | 0  | 0   | 2   | 4.6 |     |     |
| Totals              |          |    | 0   | 103 | 15   | 45  | .333 | 5    | 18  | .278 | 6     | 10   | .600 | 2   | 6   | 8   | 0.9 | 7  | 0 | 6  | 9   | 0   | 5   | 41  | 4.6 |

**MISCELLANEOUS**

|                     | 11-12   | Career  |
|---------------------|---------|---------|
| Double-Figure Pts:  | 1 (1-0) | 1 (1-0) |
| 20-plus Pts:        | 0 (0-0) | 0 (0-0) |
| Double-Figure Reb:  | 0 (0-0) | 0 (0-0) |
| Double-Doubles:     | 0 (0-0) | 0 (0-0) |
| 3-plus Steals:      | 0 (0-0) | 0 (0-0) |
| 3-plus Blocks:      | 0 (0-0) | 0 (0-0) |
| 3-plus 3-point FGs: | 1 (1-0) | 1 (1-0) |
| Scoring Leader:     | 0 (0-0) | 0 (0-0) |
| Rebound Leader:     | 0 (0-0) | 0 (0-0) |
| Assist Leader:      | 0 (0-0) | 0 (0-0) |

| Year         | GP       | GS       | Min        | Avg         | FG        | FGA       | Pct         | 3FG      | FGA       | Pct         | FT       | FTA       | Pct         | Off      | Def      | TR       | Avg        | PF       | FO       | A        | TO       | Blk      | Stl      | Pts       | Avg        |
|--------------|----------|----------|------------|-------------|-----------|-----------|-------------|----------|-----------|-------------|----------|-----------|-------------|----------|----------|----------|------------|----------|----------|----------|----------|----------|----------|-----------|------------|
| 2011-12      | 9        | 0        | 103        | 11.4        | 15        | 45        | .333        | 5        | 18        | .278        | 6        | 10        | .600        | 2        | 6        | 8        | 0.9        | 7        | 0        | 6        | 9        | 0        | 5        | 41        | 4.6        |
| <b>TOTAL</b> | <b>9</b> | <b>0</b> | <b>103</b> | <b>11.4</b> | <b>15</b> | <b>45</b> | <b>.333</b> | <b>5</b> | <b>18</b> | <b>.278</b> | <b>6</b> | <b>10</b> | <b>.600</b> | <b>2</b> | <b>6</b> | <b>8</b> | <b>0.9</b> | <b>7</b> | <b>0</b> | <b>6</b> | <b>9</b> | <b>0</b> | <b>5</b> | <b>41</b> | <b>4.6</b> |





**33 — NATE AUSTIN**  
 6-10 • 215 • Freshman • Forward/Center  
 Alpine, Utah (Lone Peak HS)

**AUSTIN NOTES**

**Last time Out**

- Scored a career-high 15 points on 7 of 8 shooting with 9 rebounds and 1 block vs. Weber State

**In 2011-12**

- Has played in every game this season
- Career-high 15 points came on 7 of 8 shooting vs. Weber State
- Hit 3-pointers in three-straight games (Northern Arizona, Oregon, Weber State)
- Averages 5.0 points and 3.0 rebounds
- 70.4 percent FG shooting and 50.0 percent 3pt FG shooting

**Other**

- Served a mission for The Church of Jesus Christ of Latter-day Saints in McAllen, Texas
- Also recruited by Boise State and Utah State
- Helped Lone Peak to a 22-3 record as a senior
- Averaged 11.5 points while helping the Knights to a trip to the state title game in 2009
- Helped Lone Peak win the 2008 state title
- Played with fellow Cougars Tyler Haws and Josh Sharp at Lone Peak
- Played for Salt Lake Metro club team directed by Dave Hammer and coached by Marty Haws
- At Las Vegas Spring Showcase scored 24 points and grabbed 22 rebounds in a gold bracket quarterfinal game

Click/scan for Austin's bio on [BYUcougars.com](http://BYUcougars.com)



**11-12 SEASON/CAREER HIGHS**

Points: 15, Weber State – 12/7/11  
 Points 1st half: 9, vs. Oregon – 12/3/11  
 Points 2nd half: 13, Weber State – 12/7/11  
 Rebounds: 9, Weber State – 12/7/11  
 Assists: 1, twice, last, vs. Northern Arizona – 11/30/11  
 Steals: 1, twice, last, vs. Nevada – 11/25/11  
 Blocks: 1, four times, last, Weber State – 12/7/11  
 FG made: 7, Weber State – 12/7/11  
 FG attempts: 8, Weber State – 12/7/11  
 3FG made: 1, three times, last, Weber State – 12/7/11  
 3FG attempts: 2, three times, last, Weber State – 12/7/11  
 FT made: 2, twice, last, vs. Wisconsin – 11/26/11  
 FT attempts: 4, Prairie View A&M – 11/22/11

**2011-12 GAME-BY-GAME**


| Opponent            | Date     | GS | Min | FG | FGA   | Pct  | 3FG | FGA  | Pct  | FT | FTA   | Pct  | Off | Def | TR  | Avg | PF | FO | A | TO | Blk | Stl | Pts | Avg |
|---------------------|----------|----|-----|----|-------|------|-----|------|------|----|-------|------|-----|-----|-----|-----|----|----|---|----|-----|-----|-----|-----|
| at Utah State       | 11/11/11 | 11 | 1   | 1  | 1.000 | 0    | 0   | .000 | 0    | 0  | 0     | .000 | 1   | 2   | 3   | 3.0 | 1  | 0  | 0 | 1  | 1   | 0   | 2   | 2.0 |
| BYU-HAWAII          | 11/15/11 | 5  | 0   | 0  | .000  | 0    | 0   | .000 | 0    | 0  | 0     | .000 | 1   | 1   | 2   | 2.5 | 3  | 0  | 0 | 2  | 0   | 0   | 0   | 1.0 |
| LONGWOOD            | 11/18/11 | 13 | 2   | 4  | .500  | 0    | 0   | .000 | 0    | 0  | 0     | .000 | 2   | 1   | 3   | 2.7 | 3  | 0  | 1 | 2  | 1   | 0   | 4   | 2.0 |
| PRAIRIE VIEW A&M    | 11/22/11 | 8  | 0   | 1  | .000  | 0    | 0   | .000 | 2    | 4  | .500  | 0    | 0   | 0   | 2.0 | 2   | 0  | 0  | 1 | 0  | 1   | 0   | 1   | 2.0 |
| vs Nevada           | 11/25/11 | 4  | 0   | 0  | .000  | 0    | 0   | .000 | 0    | 0  | 0     | .000 | 0   | 0   | 1.6 | 1   | 0  | 0  | 0 | 1  | 1   | 0   | 1.6 |     |
| vs Wisconsin        | 11/26/11 | 1  | 0   | 0  | .000  | 0    | 0   | .000 | 2    | 2  | 1.000 | 0    | 0   | 0   | 1.3 | 0   | 0  | 0  | 0 | 0  | 0   | 0   | 2   | 1.7 |
| vs Northern Arizona | 11/30/11 | 9  | 5   | 6  | .833  | 1    | 2   | .500 | 0    | 0  | .000  | 1    | 3   | 4   | 1.7 | 3   | 0  | 1  | 0 | 0  | 0   | 0   | 11  | 3.0 |
| vs Oregon           | 12/03/11 | 18 | 4   | 7  | .571  | 1    | 2   | .500 | 0    | 0  | .000  | 2    | 4   | 6   | 2.3 | 5   | 1  | 0  | 0 | 0  | 0   | 0   | 9   | 3.8 |
| WEBER STATE         | 12/07/11 | 21 | 7   | 8  | .875  | 1    | 2   | .500 | 0    | 3  | .000  | 2    | 7   | 9   | 3.0 | 3   | 0  | 0  | 0 | 1  | 0   | 15  | 5.0 |     |
| Totals              |          | 0  | 90  | 19 | 27    | .704 | 3   | 6    | .500 | 4  | 9     | .444 | 9   | 18  | 27  | 3.0 | 21 | 1  | 2 | 6  | 4   | 2   | 45  | 5.0 |

**MISCELLANEOUS**

|                     | 11-12   | Career  |
|---------------------|---------|---------|
| Double-Figure Pts:  | 2 (2-0) | 2 (2-0) |
| 20-plus Pts:        | 0 (0-0) | 0 (0-0) |
| Double-Figure Reb:  | 0 (0-0) | 0 (0-0) |
| Double-Doubles:     | 0 (0-0) | 0 (0-0) |
| 3-plus Steals:      | 0 (0-0) | 0 (0-0) |
| 3-plus Blocks:      | 0 (0-0) | 0 (0-0) |
| 3-plus 3-point FGs: | 0 (0-0) | 0 (0-0) |
| Scoring Leader:     | 0 (0-0) | 0 (0-0) |
| Rebound Leader:     | 0 (0-0) | 0 (0-0) |
| Assist Leader:      | 0 (0-0) | 0 (0-0) |

| Year         | GP       | GS       | Min       | Avg         | FG        | FGA       | Pct         | 3FG      | FGA      | Pct         | FT       | FTA      | Pct         | Off      | Def       | TR        | Avg        | PF        | FO       | A        | TO       | Blk      | Stl      | Pts       | Avg        |
|--------------|----------|----------|-----------|-------------|-----------|-----------|-------------|----------|----------|-------------|----------|----------|-------------|----------|-----------|-----------|------------|-----------|----------|----------|----------|----------|----------|-----------|------------|
| 2011-12      | 9        | 0        | 90        | 10.0        | 19        | 27        | .704        | 3        | 6        | .500        | 4        | 9        | .444        | 9        | 18        | 27        | 3.0        | 21        | 1        | 2        | 6        | 4        | 2        | 45        | 5.0        |
| <b>TOTAL</b> | <b>9</b> | <b>0</b> | <b>90</b> | <b>10.0</b> | <b>19</b> | <b>27</b> | <b>.704</b> | <b>3</b> | <b>6</b> | <b>.500</b> | <b>4</b> | <b>9</b> | <b>.444</b> | <b>9</b> | <b>18</b> | <b>27</b> | <b>3.0</b> | <b>21</b> | <b>1</b> | <b>2</b> | <b>6</b> | <b>4</b> | <b>2</b> | <b>45</b> | <b>5.0</b> |





**HARTSOCK NOTES**

**Last time Out**

- Posted a double-double with 19 points and 12 rebounds, also had 3 assists and 3 blocks vs. Weber State

**In 2011-12**

- Has started every games this season and scored in double figures each game
- Recorded back-to-back double-double games vs. Oregon and Weber State (23 pts/12 reb and 19 pts/12 reb vs. Weber State)
- Averages 17.1 points, 6.9 rebounds, 2.4 blocks and 2.1 assists
- 55.7 percent FG shooting and 41.7 percent 3-point shooting

**Other**

- Parents are David and Leslie Hartssock and has five brothers and one sister
- Wife Kendalyn plays volleyball at BYU
- Served a mission for The Church of Jesus Christ of Latter-day Saints in Salt Lake City
- McDonald's High School All-America nominee at Bartlesville High School
- Averaged 27.6 points per game as a senior at Bartlesville High School and was the third-highest scorer in the state of Oklahoma and the highest in the 6A division

Click/scan for Hartssock's bio on BYUcougars.com



**34 — NOAH HARTSOCK**

6-8 • 230 • Senior • Forward  
Bartlesville, Okla. (Bartlesville HS)

**11-12 SEASON HIGHS**

Points: 23, vs. Oregon – 12/3/11  
Points 1st half: 14, Weber State – 12/7/11  
Points 2nd half: 13, vs. Oregon – 12/3/11  
Rebounds: 12, vs. Oregon – 12/3/11, Weber State – 12/7/11  
Assists: 5, vs. BYU-Hawaii – 11/15/11  
Steals: 2, at Utah State – 11/11/11, BYU-Hawaii – 11/15/11  
Blocks: 4, vs Wisconsin – 11/26/11, vs. Oregon – 12/3/11  
FG made: 9 vs Nevada – 11/25/11  
FG attempts: 16, Weber State – 12/7/11  
3FG made: 2, vs. Nevada – 11/25/11  
3FG attempts: 3, vs. Northern Arizona – 11/30/11  
FT made: 7, vs. Oregon – 12/3/11  
FT attempts: 8, vs. Oregon – 12/3/11

**2011-12 GAME-BY-GAME**

| Opponent            | Date     | GS | Min | FG  | FGA | Pct  | 3FG  | FGA | Pct   | FT   | FTA | Pct   | Off  | Def | TR | Avg | PF  | FO | A | TO | Blk | Stl | Pts | Avg  |      |
|---------------------|----------|----|-----|-----|-----|------|------|-----|-------|------|-----|-------|------|-----|----|-----|-----|----|---|----|-----|-----|-----|------|------|
| at Utah State       | 11/11/11 | *  | 36  | 8   | 13  | .615 | 0    | 1   | .000  | 2    | 2   | 1.000 | 1    | 4   | 5  | 5.0 | 3   | 0  | 4 | 3  | 1   | 2   | 18  | 18.0 |      |
| BYU-HAWAII          | 11/15/11 | *  | 32  | 4   | 7   | .571 | 0    | 1   | .000  | 6    | 6   | 1.000 | 2    | 7   | 9  | 7.0 | 0   | 0  | 5 | 0  | 2   | 2   | 14  | 16.0 |      |
| LONGWOOD            | 11/18/11 | *  | 30  | 7   | 11  | .636 | 1    | 2   | .500  | 3    | 6   | .500  | 0    | 5   | 5  | 6.3 | 0   | 0  | 0 | 0  | 1   | 1   | 18  | 16.7 |      |
| PRAIRIE VIEW A&M    | 11/22/11 | *  | 24  | 5   | 9   | .556 | 1    | 1   | 1.000 | 1    | 2   | .500  | 0    | 3   | 3  | 5.5 | 2   | 0  | 0 | 1  | 3   | 0   | 12  | 15.5 |      |
| vs Nevada           | 11/25/11 | *  | 33  | 9   | 12  | .750 | 2    | 2   | 1.000 | 1    | 2   | .500  | 0    | 6   | 6  | 5.6 | 4   | 0  | 2 | 2  | 1   | 1   | 21  | 16.6 |      |
| vs Wisconsin        | 11/26/11 | *  | 39  | 7   | 14  | .500 | 0    | 1   | .000  | 4    | 4   | 1.000 | 3    | 3   | 6  | 5.7 | 3   | 0  | 1 | 1  | 4   | 0   | 18  | 16.8 |      |
| vs Northern Arizona | 11/30/11 | *  | 26  | 4   | 10  | .400 | 1    | 3   | .333  | 2    | 2   | 1.000 | 2    | 2   | 4  | 5.4 | 1   | 0  | 2 | 0  | 3   | 2   | 11  | 16.0 |      |
| vs Oregon           | 12/03/11 | *  | 37  | 8   | 14  | .571 | 0    | 1   | .000  | 7    | 8   | .875  | 4    | 8   | 12 | 6.3 | 4   | 0  | 2 | 1  | 4   | 0   | 23  | 16.9 |      |
| WEBER STATE         | 12/07/11 | *  | 30  | 7   | 16  | .438 | 0    | 0   | .000  | 5    | 6   | .833  | 4    | 8   | 12 | 6.9 | 1   | 0  | 3 | 2  | 3   | 0   | 19  | 17.1 |      |
| Totals              |          |    | 9   | 287 | 59  | 106  | .557 | 5   | 12    | .417 | 31  | 38    | .816 | 16  | 46 | 62  | 6.9 | 18 | 0 | 19 | 10  | 22  | 8   | 154  | 17.1 |

**CAREER HIGHS**

Points: 23, vs. Oregon – 12/3/11  
Rebounds: 13, vs Vermont – 12/08/10  
Assists: 6, Eastern New Mexico – 01/02/10  
Steals: 3, vs Florida – 03/24/11  
Blocks: 5, at Creighton – 12/01/10  
FG made: 9, vs Nevada – 11/25/11; Fresno State – 11/12/10  
FG attempts: 16, Weber State – 12/7/11  
3FG made: 3, three times  
3FG attempts: 5, vs #7/#6 San Diego State – 03/12/11  
FT made: 6, three times  
FT attempts: 8, at New Mexico – 01/29/11

**MISCELLANEOUS**

|                     | 10-11   | Career    |
|---------------------|---------|-----------|
| Double-Figure Pts:  | 9 (7-2) | 34 (29-5) |
| 20-plus Pts:        | 2 (2-0) | 3 (3-0)   |
| Double-Figure Reb:  | 0 (0-0) | 4 (4-0)   |
| Double-Doubles:     | 2 (2-0) | 5 (5-0)   |
| 3-plus Steals:      | 0 (0-0) | 1 (0-1)   |
| 3-plus Blocks:      | 5 (4-1) | 20 (18-2) |
| 3-plus 3-point FGs: | 0 (0-0) | 3 (3-0)   |
| Scoring Leader:     | 4 (2-2) | 5 (3-2)   |
| Rebound Leader:     | 4 (3-1) | 28 (23-5) |
| Assist Leader:      | 2 (1-1) | 7 (5-2)   |

**CAREER STATISTICS (ALL GAMES)**

| Year         | GP         | GS        | Min         | Avg         | FG         | FGA        | Pct         | 3FG       | FGA       | Pct         | FT         | FTA        | Pct         | Off        | Def        | TR         | Avg        | PF         | FO       | A          | TO        | Blk        | Stl       | Pts        | Avg        |
|--------------|------------|-----------|-------------|-------------|------------|------------|-------------|-----------|-----------|-------------|------------|------------|-------------|------------|------------|------------|------------|------------|----------|------------|-----------|------------|-----------|------------|------------|
| 2008-09      | 27         | 0         | 304         | 11.3        | 25         | 43         | .581        | 0         | 0         | .000        | 16         | 27         | .593        | 25         | 38         | 63         | 2.3        | 43         | 0        | 7          | 14        | 15         | 6         | 66         | 2.4        |
| 2009-10      | 36         | 30        | 878         | 24.4        | 97         | 175        | .554        | 1         | 4         | .250        | 38         | 44         | .864        | 56         | 128        | 184        | 5.1        | 78         | 1        | 42         | 21        | 46         | 18        | 233        | 6.5        |
| 2010-11      | 37         | 36        | 1100        | 29.7        | 123        | 247        | .498        | 26        | 60        | .433        | 48         | 58         | .828        | 72         | 148        | 220        | 5.9        | 84         | 0        | 59         | 35        | 61         | 21        | 320        | 8.6        |
| 2011-12      | 9          | 9         | 287         | 31.9        | 59         | 106        | .557        | 5         | 12        | .417        | 31         | 38         | .816        | 16         | 46         | 62         | 6.9        | 18         | 0        | 19         | 10        | 22         | 8         | 154        | 17.1       |
| <b>TOTAL</b> | <b>109</b> | <b>75</b> | <b>2569</b> | <b>23.6</b> | <b>304</b> | <b>571</b> | <b>.532</b> | <b>32</b> | <b>76</b> | <b>.421</b> | <b>133</b> | <b>167</b> | <b>.796</b> | <b>169</b> | <b>360</b> | <b>529</b> | <b>4.9</b> | <b>223</b> | <b>1</b> | <b>127</b> | <b>80</b> | <b>144</b> | <b>53</b> | <b>773</b> | <b>7.1</b> |

**CAREER STATISTICS (CONFERENCE GAMES)**

| Year         | GP        | GS        | Min         | Avg         | FG        | FGA        | Pct         | 3FG       | FGA       | Pct         | FT        | FTA       | Pct         | Off       | Def        | TR         | Avg        | PF        | FO       | A         | TO        | Blk       | Stl       | Pts        | Avg        |
|--------------|-----------|-----------|-------------|-------------|-----------|------------|-------------|-----------|-----------|-------------|-----------|-----------|-------------|-----------|------------|------------|------------|-----------|----------|-----------|-----------|-----------|-----------|------------|------------|
| 2008-09      | 15        | 0         | 162         | 10.8        | 10        | 19         | .526        | 0         | 0         | .000        | 7         | 14        | .500        | 15        | 19         | 34         | 2.3        | 21        | 0        | 4         | 9         | 7         | 5         | 27         | 1.8        |
| 2009-10      | 16        | 16        | 391         | 24.4        | 41        | 82         | .500        | 0         | 3         | .000        | 21        | 23        | .913        | 22        | 56         | 78         | 4.9        | 33        | 0        | 18        | 9         | 23        | 6         | 103        | 6.4        |
| 2010-11      | 16        | 16        | 513         | 32.1        | 42        | 94         | .447        | 12        | 33        | .364        | 22        | 26        | .846        | 30        | 75         | 105        | 6.6        | 43        | 0        | 30        | 15        | 23        | 4         | 118        | 7.4        |
| <b>Total</b> | <b>47</b> | <b>32</b> | <b>1066</b> | <b>22.7</b> | <b>93</b> | <b>195</b> | <b>.477</b> | <b>12</b> | <b>36</b> | <b>.333</b> | <b>50</b> | <b>63</b> | <b>.794</b> | <b>67</b> | <b>150</b> | <b>217</b> | <b>4.6</b> | <b>97</b> | <b>0</b> | <b>52</b> | <b>33</b> | <b>53</b> | <b>15</b> | <b>248</b> | <b>5.3</b> |



**5 PLAYERS SCORED IN DOUBLE FIGURES**

11/22/11 vs. Prairie View A&M, 90-51 W, Rogers-18, Abouo-13, Davies-13, Hartssock-12, Winder-11

**6 PLAYERS SCORED IN DOUBLE FIGURES**

12/7/11 vs. Weber State, 94-66 W, Hartssock - 19, Austin - 15, Abouo - 15, Rogers - 15, Zylstra - 15, Davies - 11

**NO PLAYERS SCORED IN DOUBLE FIGURES**

2/21/05 at Air Force, 39-70 L

**ONE PLAYER RECORDED A DOUBLE-DOUBLE**

12/7/11 vs. Weber State  
Noah Hartssock, 19 points, 12 rebounds

**TWO PLAYERS RECORD A DOUBLE-DOUBLE**

2/2/08 at Wyoming  
Trent Plaisted, 17 points, 10 rebounds  
Jonathan Tavernari, 10 points, 10 rebounds

**TWO DOUBLE-DIGIT REBOUNDERS**

11/23/10 vs. Mississippi Valley State  
Brandon Davies-10, Charles Abouo-10

**SIX PLAYERS HAD 5 OR MORE REBOUNDS**

1/1/11 vs. Fresno Pacific, C. Collinsworth-8, Rogers-5, Emery-5, Hartssock-5, Abouo-5, Davies-5

**FIVE PLAYERS HAD 6 OR MORE REBOUNDS**

11/20/10 vs. Chicago State, Abouo-8, K. Collinsworth-7, Rogers-7, Anderson-6, C. Collinsworth-6, Davies-6

**FOUR PLAYERS HAD 9 OR MORE REBOUNDS**

12/30/06 vs. Seton Hall, Cummmard-12, Plaisted-9  
Young-9, Ainge-9

**TWO PLAYERS FOULED OUT**

3/20/10 vs. Kansas State-NCAA 2nd Round  
Brandon Davies, Noah Hartssock

**THREE OR MORE PLAYERS FOULED OUT**

1/3/09 vs. Wake Forest  
Chris Miles, Gavin MacGregor, Charles Abouo

**A BYU PLAYER RECEIVED A TECHNICAL FOUL**

11/22/11 vs. Prairie View A&M - Brock Zylstra

**AN OPPONENT PLAYER RECEIVED A TECHNICAL FOUL**

12/7/11 vs. Weber State - Scott Bamforth

**A BYU COACH RECEIVED A TECHNICAL FOUL**

11/24/06 vs. SUU - Dave Rose

**AN OPPONENT COACH RECEIVED A TECHNICAL FOUL**

1/5/11 at UNLV - Bench

**A BYU PLAYER EJECTED FROM A GAME**

11/23/02 vs. Kansas State  
Travis Hansen (2 technical fouls)

**AN OPPONENT PLAYER EJECTED FROM A GAME**

1/30/10 vs. Utah - Marshall Henderson (flagrant foul)

**A COACH EJECTED FROM THE GAME**

11/30/05 vs. Lamar (at Delta Center)  
Lamar coach Billy Tubbs (2 tech. fouls)

**AT LEAST TWO PLAYERS SCORED 20+ POINTS**

3/5/11 vs. Nevada-Hartssock 21, Abouo 22

**THREE PLAYERS SCORED 20+ POINTS**

3/6/10 at TCU, Tavernari 23, Emery 22, Abouo 22

**FOUR PLAYERS SCORED 20+ POINTS**

1/13/79 vs. UNM, D. Ainge-27, Scott Runia-25,  
Devin Durrant-20, Alan Taylor-20

**TWO PLAYERS SCORED 25+ POINTS**

3/18/10 vs. Florida-NCAA 1st Round  
Jimmer Fredette 37, Michael Loyd, Jr. 26

**A PLAYER SCORED 30+ POINTS**

3/24/11 vs. Florida, Jimmer Fredette, 32

**A PLAYER ATTEMPTED 20 OR MORE FIELD GOALS**

3/24/11 vs. Florida, Jimmer Fredette, 29

**A PLAYER WITH 5 OR MORE STEALS**

2/12/11 vs. Utah, Jackson Emery, 6

**A PLAYER HAD DOUBLE-DIGIT ASSISTS**

11/24/09 vs. Southern, Jimmer Fredette, 10

**A PLAYER MADE DOUBLE-DIGIT FREE THROWS**

3/17/11 vs. Wofford, Jimmer Fredette (10-12)

**A PLAYER 100% AT FT LINE (MIN. 8 ATTS)**

3/2/11 vs. New Mexico, Jimmer Fredette (12-12)

**A PLAYER 100% FROM FLOOR (MIN. 5 ATTS)**

3/19/11 vs. Gonzaga, Noah Hartssock (5-5)

**A PLAYER 100% ON TREYS (MIN. 3 ATTS)**

3/19/10 vs. Gonzaga, Noah Hartssock (3-3)

**DID NOT MAKE A TREY**

11/22/96 vs. CS Fullerton (0-9)

**LAST TIME OPPONENT DID NOT MAKE A TREY**

2/2/08 at Wyoming (0-15)

**BYU HAD SIX OR FEWER TURNOVERS**

1/11/11 at Utah, 5

**BYU COMMITTED 25-PLUS TURNOVERS**

12/15/07 vs. Pepperdine, 86-67 W (29)

**BYU COMMITTED 11 OR LESS TEAM FOULS IN A GAME**

3/12/11 vs. San Diego State, 10

**BYU SCORED 90 POINTS**

12/7/11 vs. Weber State, 94-66 W

**BYU SCORED 100 POINTS**

3/5/11 vs. Wyoming, 102-78 W

**BYU SCORED 110 POINTS**

12/22/09 vs. Nevada 110-104 W

**BYU SCORED LESS THAN 50 POINTS IN A GAME**

1/15/08 at UNLV 41-70 L

**HELD OPPONENT TO LESS THAN 50 POINTS IN A GAME**

11/23/10 vs. Mississippi Valley State 83-36 W

**BYU SCORED LESS THAN 40 POINTS IN A GAME**

2/21/05 at Air Force 39-70 L

**HELD OPPONENT TO LESS THAN 40 POINTS IN A GAME**

11/23/10 vs. Mississippi Valley State 83-36 W

**SHOT 60% FG**

3/6/10 at TCU, (.623), 38-61

**OPPONENT SHOT 60% FG**

12/22/05 at Utah State, (.600), 36-60

**SHOT 70% FG IN A HALF**

3/6/10 at TCU, (.720), 18-25

**DID NOT MISS A 2-POINT ATTEMPT IN A HALF**

2/23/04 vs. Air Force, 13-13 inside the arc, (14-17, .824 overall)

**SHOT LESS THAN 30% FG**

2/21/05 at Air Force, (.280), 14-50

**SHOT 100% FT**

11/26/11 vs. Wisconsin (11-11)

**SHOT 90% FT (AT LEAST 10 ATTEMPTS)**

11/30/11 vs. Northern Arizona, (.900), 9-10

**SHOT LESS THAN 50% FT**

11/20/08 vs. North Florida, (.400), 4-10

**SHOT 60% THREE-POINTERS**

2/13/10 vs. Air Force, (.600), 12-20

**SHOT 70% THREE-POINTERS**

1/26/08 vs. New Mexico, (.813), 13-16

**OPPONENT SCORED LESS THAN 20 POINTS IN 1ST HALF**

11/15/11 vs. BYU-Hawaii, 17 (40-17, 73-52 W)

**OPPONENT SCORED LESS THAN 20 POINTS IN 2ND HALF**

1/13/10 at Air Force, 18 (31-18, 67-49 W)

**BYU SCORED LESS THAN 20 POINTS IN THE FIRST HALF**

2/21/05 at Air Force, 13 (BYU trailed 13-37)

**BYU SCORED LESS THAN 20 POINTS IN THE 2ND HALF**

1/15/00 vs. Utah, 19

**OPPONENT SCORED 50 OR MORE POINTS IN A HALF**

2/6/10 at UNLV, 56 (first half)

**BYU SCORED 50 OR MORE POINTS IN FIRST HALF**

1/11/11 at Utah, 53

**BYU SCORED 50 OR MORE POINTS IN SECOND HALF**

11/22/11 vs. Prairie View A&M, 56

**BYU SCORED 60 OR MORE POINTS IN FIRST HALF**

11/20/10 vs. Chicago State, 60

**BYU SCORED 60 OR MORE POINTS IN SECOND HALF**

12/22/09 vs. Nevada, 64

**WON BY 50 OR MORE POINTS (LARGEST MARGIN EVER)**

12/22/06 vs. W. Oregon (62) 102-40

**WON BY 50 OR MORE POINTS**

11/23/10 vs. Mississippi Valley State (50) 86-36

**WON BY 40 OR MORE POINTS**

11/23/10 vs. Mississippi Valley State (50) 86-36

**WON BY 30 OR MORE POINTS**

11/30/11 vs. Northern Arizona (35) 87-52

**WON BY 25 OR MORE POINTS**

12/7/11 vs. Weber State (28) 94-66

**LOST BY 35-PLUS POINTS**

11/22/04 vs. North Carolina (36) 86-50

**LOST BY 30-PLUS POINTS**

2/21/05 at Air Force (31) 39-70

**LOST BY 25-PLUS POINTS**

1/15/08 at UNLV (29) 70-41

**PLAYED AN OVERTIME GAME**

3/24/11 vs. Florida, 74-83 (OT)

**WON IN SINGLE OVERTIME**

2/26/08 at New Mexico, 70-69

**LOST IN OVERTIME**

3/24/11 vs. Florida, 74-83 (OT)

**PLAYED A DOUBLE OT GAME**

11/26/10 vs. South Florida, 77-75 (2OT)

**PLAYED A TRIPLE OT GAME**

2/28/98 at UTEP 76-75 W 3OT

**WON 15 STRAIGHT GAMES**

2009-10 (15)

**WON 10 STRAIGHT GAMES**

2010-11 (10)

**LOST 3 STRAIGHT GAMES**

2004-05 (three times)  
last time - @ New Mexico, @ Air Force, @ Utah

**LOST 4 STRAIGHT GAMES**

2004-05 @ New Mexico, @ Air Force, @ Utah, UNLV

**LOST 5 STRAIGHT**

2004-05 @ UNM, @ AFA, @ Utah, UNLV, vs. UNM (at MWC)

**LOST 9 STRAIGHT**

1997-98

**LOST 10 STRAIGHT GAMES**

1996-97 (21) - school record

**PLAYED AN NCAA TOURNAMENT GAME**

3/24/11 vs. Florida-Regional Semifinals, 74-83 (OT)

**WON AN NCAA TOURNAMENT GAME**

3/19/11 vs. Gonzaga-NCAA 3rd Round, 89-67

**WON TWO NCAA TOURNAMENT GAMES**

1980-81 Princeton 60-51, UCLA 78-55, Notre Dame 51-50, then lost to Virginia 60-74

**WON THREE NCAA TOURNAMENT GAMES**

1980-81 Princeton 60-51, UCLA 78-55, Notre Dame 51-50, then lost to Virginia 60-74

**WON FOUR NCAA TOURNAMENT GAMES**

Never

**PLAYED IN THE NIT**

3/15/06 at Houston 67-77 L

**WON AN NIT GAME**

3/14/02 vs. UC Irvine 78-55 W

**WON TWO NIT GAMES**

1999-00 Bowling Green 81-54, So. Illinois 82-57  
Then lost to Notre Dame in quarterfinals

**WON THREE NIT GAMES**

1965-66 NIT CHAMPIONS

1950-51 NIT CHAMPIONS

**WON CONFERENCE TOURNEY**

2000-01

**WON CONFERENCE REGULAR SEASON**

2010-11

**WON CONFERENCE REGULAR SEASON OUTRIGHT**

2007-08

**DEFEATED A RANKED TEAM**

2/26/11 at SDSU (4/6), 80-67

**DEFEATED A RANKED TEAM AT HOME**

1/26/11 vs. SDSU (4/4), 71-58

**DEFEATED A RANKED TEAM ON THE ROAD**

2/26/11 at SDSU (6/4), 80-67

**WAS RANKED IN THE TOP 25 AP POLL**

3/14/11 Ranked 10th

**WAS RANKED IN THE TOP 25 COACHES POLL**

3/29/11 Ranked 13th

**FINISHED SEASON RANKED IN THE TOP 25 POLLS**

2010-11 10th (AP), 13th (Coaches)





**Official Basketball Box Score -- Game Totals -- Final Statistics**  
**Brigham Young vs Utah State**  
**11/11/11 7:05 pm at Dee Glen Smith Spectrum**

| Brigham Young 62 • 0-1 |                    | Utah State 66 • 1-0 |      |
|------------------------|--------------------|---------------------|------|
| ##                     | Player             | Total               | 3-Pr |
| FG                     | FGA                | FTG                 | FTA  |
| 00                     | DAVIES, Brandon    | 4-10                | 0-0  |
| 01                     | ROGERS, Stephen    | 3-7                 | 0-4  |
| 04                     | HARTSOCK, Noah     | 8-13                | 0-1  |
| 01                     | ABOOU, Charles     | 4-6                 | 3-5  |
| 13                     | ZYLSTRA, Brock     | 1-4                 | 0-0  |
| 02                     | CUSICK, Craig      | 0-0                 | 2-2  |
| 05                     | COLLIWORTH, Chris  | 0-1                 | 0-1  |
| 12                     | SHARP, Josh        | 1-4                 | 0-0  |
| 24                     | HARRISON, Damarcus | 1-1                 | 0-0  |
| 33                     | AUSTIN, Nate       | 2-4                 | 0-0  |
| Totals                 |                    | 22-47               | 3-14 |

FG % 1st Half: 11-22 50.0% 2nd Half: 11-25 44.0% Game: 22-47 46.8%  
 3FG % 1st Half: 2-8 25.0% 2nd Half: 1-6 16.7% Game: 3-14 21.4%  
 FT % 1st Half: 4-6 66.7% 2nd Half: 11-16 68.8% Game: 20-29 68.9%

| Utah State 66 • 1-0 |                  |       |      |
|---------------------|------------------|-------|------|
| ##                  | Player           | Total | 3-Pr |
| FG                  | FGA              | FTG   | FTA  |
| 21                  | Grim, Moran      | 7-10  | 0-0  |
| 22                  | Jardine, Brady   | 5-11  | 0-0  |
| 00                  | Pare, Brocketh   | 3-10  | 0-0  |
| 05                  | Thornton, Steven | 4-10  | 0-1  |
| 11                  | Mellis, Preston  | 0-2   | 2-4  |
| 13                  | Theobald, Adam   | 0-0   | 0-2  |
| 14                  | Fernis, E.J.     | 0-2   | 0-0  |
| 15                  | Brunee, Mitch    | 3-6   | 2-3  |
| 25                  | Stone, Jordan    | 1-1   | 0-0  |
| 34                  | Reed, Kysiaan    | 0-2   | 0-0  |
| Team                |                  | 22-48 | 5-15 |

FG % 1st Half: 10-21 47.6% 2nd Half: 12-27 44.4% Game: 22-48 45.8%  
 3FG % 1st Half: 2-5 40.0% 2nd Half: 3-10 30.0% Game: 5-15 33.3%  
 FT % 1st Half: 8-12 66.7% 2nd Half: 12-17 70.6% Game: 20-29 68.9%

Officials: Bobby McKay <R>, Mike Eggers <U>, Sam Haddad <U>  
 Technical fouls: Brigham Young None, Utah State None.  
 Attendance: 10270

| Score by periods | 1st | 2nd | Total |
|------------------|-----|-----|-------|
| Brigham Young    | 28  | 34  | 62    |
| Utah State       | 33  | 33  | 66    |

Fast FG - BY 2nd 00-09, USU 2nd 00-35.  
 Largest lead - BY by 4 2nd 11:03, BY by 2nd 01:04-06.  
 Score tied - 10 times.  
 Lead changed - 9 times.

**Official Basketball Box Score -- Game Totals -- Final Statistics**  
**Praine View A&M vs BYU**  
**11/22/11 7:05 pm at Provo, Utah, Marriott Center**

| Praine View A&M 51 • 2-3, 0-0 |                   | BYU 90 • 3-1, 0-0 |      |
|-------------------------------|-------------------|-------------------|------|
| ##                            | Player            | Total             | 3-Pr |
| FG                            | FGA               | FTG               | FTA  |
| 01                            | DEMUIK, Jordan    | 5-16              | 1-5  |
| 04                            | WILLIAMS, Jordan  | 2-4               | 0-0  |
| 03                            | MUNKS, Louis      | 3-7               | 1-4  |
| 13                            | DURKES, Jimmie    | 0-2               | 0-0  |
| 03                            | RATHJIN, Mayol    | 1-5               | 0-0  |
| 10                            | JACKSON, Marcus   | 3-6               | 0-0  |
| 12                            | SCOTT, Monteir    | 0-0               | 0-0  |
| 14                            | SCARRANT, Jayvian | 0-1               | 0-0  |
| 22                            | ABU, Mervin       | 0-1               | 0-0  |
| 23                            | BELL, Stephen     | 0-1               | 0-0  |
| 24                            | CHESNANSKI, Ryan  | 0-2               | 0-2  |
| 32                            | GIEMPA, Demondre  | 0-5               | 0-2  |
| 41                            | HEADWOS, Tim      | 1-8               | 0-0  |
| Totals                        |                   | 20-69             | 3-20 |

FG % 1st Half: 10-31 32.3% 2nd Half: 10-38 26.3% Game: 20-69 29.0%  
 3FG % 1st Half: 1-10 10.0% 2nd Half: 1-2 20.0% Game: 2-12 15.0%  
 FT % 1st Half: 4-7 57.1% 2nd Half: 4-9 44.4% Game: 8-16 50.0%

| BYU 90 • 3-1, 0-0 |                    |       |       |
|-------------------|--------------------|-------|-------|
| ##                | Player             | Total | 3-Pr  |
| FG                | FGA                | FTG   | FTA   |
| 00                | DAVIES, Brandon    | 4-8   | 0-0   |
| 00                | ABOOU, Charles     | 4-6   | 2-3   |
| 01                | CUSICK, Craig      | 2-2   | 1-2   |
| 13                | ZYLSTRA, Brock     | 2-4   | 2-2   |
| 34                | HARTSOCK, Noah     | 2-2   | 1-1   |
| 22                | SHARP, Josh        | 2-4   | 0-0   |
| 14                | MARTINEAU, Nick    | 0-0   | 0-0   |
| 21                | ROGERS, Stephen    | 6-9   | 3-5   |
| 24                | HARRISON, Damarcus | 2-5   | 0-1   |
| 33                | AUSTIN, Nate       | 0-0   | 0-0   |
| Totals            |                    | 29-51 | 12-22 |

FG % 1st Half: 10-23 43.5% 2nd Half: 19-28 67.9% Game: 29-51 56.9%  
 3FG % 1st Half: 4-10 40.0% 2nd Half: 8-12 66.7% Game: 12-22 54.5%  
 FT % 1st Half: 10-17 58.8% 2nd Half: 10-17 58.8% Game: 20-29 68.9%

Officials: Michael Eggers, Jeff Keith, Coban Lyman  
 Technical fouls: Praine View A&M-BELL, Colton Lauer  
 Technical fouls: Praine View A&M-BELL, Colton Lauer, BYU-ZYLSTRA, Brock  
 Attendance: 11760

| Score by periods | 1st | 2nd | Total |
|------------------|-----|-----|-------|
| Praine View A&M  | 25  | 26  | 51    |
| BYU              | 34  | 56  | 90    |

Fast FG - PVA 2nd 00-28, BYU 2nd 00-50.  
 Largest lead - PVA 2nd 01:25, BYU by 41 2nd 04-43.  
 Score tied - 2 times.  
 Lead changed - 8 times.

**Official Basketball Box Score -- Game Totals -- Final Statistics**  
**Brigham Young vs Northern Arizona**  
**11/30/11 7:05 pm at Tim's Toyota Center**

| Brigham Young 87 • 5-2 |                    | Northern Arizona 52 • 5-2 |       |
|------------------------|--------------------|---------------------------|-------|
| ##                     | Player             | Total                     | 3-Pr  |
| FG                     | FGA                | FTG                       | FTA   |
| 00                     | DAVIES, Brandon    | 6-9                       | 0-0   |
| 04                     | HARTSOCK, Noah     | 4-10                      | 1-3   |
| 01                     | ABOOU, Charles     | 3-8                       | 1-3   |
| 13                     | ZYLSTRA, Brock     | 2-3                       | 0-0   |
| 20                     | WINDER, Anson      | 1-3                       | 0-1   |
| 02                     | CUSICK, Craig      | 1-3                       | 0-2   |
| 12                     | SHARP, Josh        | 1-2                       | 0-0   |
| 14                     | MARTINEAU, Nick    | 0-1                       | 0-0   |
| 25                     | ROGERS, Stephen    | 3-6                       | 2-5   |
| 24                     | HARRISON, Damarcus | 2-8                       | 0-2   |
| 33                     | AUSTIN, Nate       | 5-6                       | 1-2   |
| Totals                 |                    | 34-66                     | 10-25 |

FG % 1st Half: 18-33 54.5% 2nd Half: 16-33 48.5% Game: 34-66 51.5%  
 3FG % 1st Half: 5-10 50.0% 2nd Half: 5-15 33.3% Game: 10-25 40.0%  
 FT % 1st Half: 7-8 87.5% 2nd Half: 3-2 100.0% Game: 10-10 100.0%

| Northern Arizona 52 • 5-2 |                   |       |      |
|---------------------------|-------------------|-------|------|
| ##                        | Player            | Total | 3-Pr |
| FG                        | FGA               | FTG   | FTA  |
| 20                        | BEVERNICK, Gaetan | 2-4   | 0-0  |
| 42                        | EKANEM, Ephraim   | 2-5   | 0-0  |
| 01                        | DOUGLAS, James    | 2-6   | 0-1  |
| 21                        | SALDIVAR, Steven  | 0-4   | 0-1  |
| 22                        | GRUBBER, Colin    | 4-6   | 3-5  |
| 01                        | CUSICK, Craig     | 2-4   | 0-0  |
| 10                        | HEINE, Charis     | 1-1   | 0-0  |
| 12                        | CHEK, Danny       | 0-2   | 0-0  |
| 23                        | FLORES, Luis      | 0-0   | 0-0  |
| 30                        | WAGNER, Colby     | 0-1   | 0-0  |
| 33                        | JACOBSEN, Max     | 4-6   | 0-0  |
| 44                        | NORMAN, Durrell   | 0-0   | 0-0  |
| 40                        | OLAYINKA, Ben     | 0-0   | 0-0  |
| Totals                    |                   | 20-53 | 5-17 |

FG % 1st Half: 8-24 33.3% 2nd Half: 12-29 41.4% Game: 20-53 37.6%  
 3FG % 1st Half: 3-7 42.9% 2nd Half: 3-10 30.0% Game: 5-17 29.4%  
 FT % 1st Half: 2-4 50.0% 2nd Half: 3-2 100.0% Game: 7-14 50.0%

Officials: Scott Twardowski, Chris Rastetter, Gregory Nixon  
 Technical fouls: Brigham Young None, Northern Arizona None.  
 Attendance: 3215  
 Lumberjack Classic (Prescott, Ariz.)

| Score by periods | 1st | 2nd | Total |
|------------------|-----|-----|-------|
| Brigham Young    | 28  | 34  | 62    |
| Northern Arizona | 21  | 31  | 52    |

Fast FG - BY 2nd 01-49, NAU 2nd 01-49.  
 Largest lead - BY by 27 2nd 01-49, NAU by 4 1st 16:50.  
 Score tied - 0 times.  
 Lead changed - 1 time.

**Official Basketball Box Score -- Game Totals -- Final Statistics**  
**BYU-Hawaii vs BYU**  
**11/15/11 7:05 pm at Provo, Utah, Marriott Center**

| BYU-Hawaii 52 • 0-1 |                      | BYU 90 • 3-1, 0-0 |      |
|---------------------|----------------------|-------------------|------|
| ##                  | Player               | Total             | 3-Pr |
| FG                  | FGA                  | FTG               | FTA  |
| 44                  | Hurst, Brady         | 2-7               | 0-0  |
| 45                  | Funk, Brocketh       | 1-1               | 0-0  |
| 10                  | Ale, Okesene         | 1-4               | 0-1  |
| 23                  | Chang, Yusheng-Hsien | 3-13              | 0-0  |
| 22                  | Dastrup, Jake        | 4-11              | 4-9  |
| 01                  | Coro, Pablo          | 0-1               | 0-0  |
| 02                  | Satterwhite, Gary    | 0-3               | 0-0  |
| 03                  | Lawrence, SeQuan     | 0-0               | 0-0  |
| 12                  | Covey, Christian     | 2-3               | 1-2  |
| 24                  | Stewart, Nikos       | 0-0               | 0-0  |
| 26                  | Mgwakwa, Zach        | 2-6               | 0-1  |
| Team                |                      | 21-68             | 7-28 |

FG % 1st Half: 6-31 19.4% 2nd Half: 15-37 40.5% Game: 21-68 30.9%  
 3FG % 1st Half: 2-13 15.4% 2nd Half: 3-10 30.0% Game: 5-23 21.7%  
 FT % 1st Half: 3-6 50.0% 2nd Half: 3-3 100.0% Game: 3-9 33.3%

| BYU 90 • 3-1, 0-0 |                    |       |      |
|-------------------|--------------------|-------|------|
| ##                | Player             | Total | 3-Pr |
| FG                | FGA                | FTG   | FTA  |
| 01                | ABOOU, Charles     | 1-4   | 0-0  |
| 04                | HARTSOCK, Noah     | 4-7   | 0-1  |
| 00                | DAVIES, Brandon    | 5-8   | 0-0  |
| 13                | ZYLSTRA, Brock     | 3-9   | 1-4  |
| 21                | ROGERS, Stephen    | 2-5   | 1-2  |
| 02                | CUSICK, Craig      | 2-3   | 1-2  |
| 05                | COLLIWORTH, Chris  | 0-1   | 0-0  |
| 12                | SHARP, Josh        | 2-3   | 0-0  |
| 14                | MARTINEAU, Nick    | 0-0   | 0-0  |
| 20                | WINDER, Anson      | 0-0   | 0-0  |
| 24                | HARRISON, Damarcus | 2-6   | 1-1  |
| 33                | AUSTIN, Nate       | 0-0   | 0-0  |
| Team              |                    | 26-53 | 4-13 |

FG % 1st Half: 15-30 50.0% 2nd Half: 11-23 47.8% Game: 26-53 48.9%  
 3FG % 1st Half: 3-11 27.3% 2nd Half: 1-2 50.0% Game: 4-13 30.8%  
 FT % 1st Half: 7-8 87.5% 2nd Half: 10-17 58.8% Game: 17-25 68.0%

Officials: Glen Meyberry, James Giron, Casey McChellan  
 Technical fouls: BYU-Hawaii None, BYU None.  
 Attendance: 13435

| Score by periods | 1st | 2nd | Total |
|------------------|-----|-----|-------|
| BYU-Hawaii       | 17  | 35  | 52    |
| BYU              | 40  | 50  | 90    |

Fast FG - BYU 2nd 00-18, BYU 2nd 00-50.  
 Largest lead - BYU-Hawaii None, BYU by 26 1st 00:46.  
 Score tied - 0 times.  
 Lead changed - 0 times.

**Official Basketball Box Score -- Game Totals -- Final Statistics**  
**Nevada Wolf Pack vs BYU Cougars**  
**11-25-11 5:00 pm at Sears Center Hoffman Estates, IL**

| Nevada Wolf Pack 55 • 3-3 |                   | BYU Cougars 76 • 4-1 |      |
|---------------------------|-------------------|----------------------|------|
| ##                        | Player            | Total                | 3-Pr |
| FG                        | FGA               | FTG                  | FTA  |
| 01                        | Nyeko, Patrick    | 0-0                  | 0-0  |
| 04                        | Hartsock, Noah    | 9-12                 | 2-2  |
| 01                        | ABOOU, Charles    | 4-8                  | 0-0  |
| 04                        | Flietsch, Devoite | 0-1                  | 0-0  |
| 04                        | Ellott, Keith     | 0-0                  | 0-0  |
| 15                        | Jordan, Jordan    | 1-2                  | 0-0  |
| 20                        | Burris, Jordan    | 1-2                  | 0-0  |
| 24                        | Barton, Deonte    | 2-14                 | 1-5  |
| 25                        | Wright, Derek     | 0-0                  | 0-0  |
| 33                        | Panzer, Kevin     | 1-3                  | 0-0  |
| 34                        | Shroy, Malik      | 4-3                  | 0-1  |
| 44                        | Hudak, Davio      | 1-3                  | 0-0  |
| Team                      |                   | 21-56                | 5-20 |

FG % 1st Half: 10-29 34.5% 2nd Half: 11-27 40.7% Game: 21-56 34.8%  
 3FG % 1st Half: 2-5 40.0% 2nd Half: 3-15 20.0% Game: 5-20 25.0%  
 FT % 1st Half: 5-6 83.3% 2nd Half: 3-7 42.9% Game: 8-13 61.5%

| BYU Cougars 76 • 4-1 |                    |       |       |
|----------------------|--------------------|-------|-------|
| ##                   | Player             | Total | 3-Pr  |
| FG                   | FGA                | FTG   | FTA   |
| 00                   | DAVIES, Brandon    | 4-8   | 0-0   |
| 04                   | HARTSOCK, Noah     | 9-12  | 2-2   |
| 1                    | ABOOU, Charles     | 4-8   | 0-0   |
| 13                   | ZYLSTRA, Brock     | 3-9   | 2-5   |
| 20                   | WINDER, Anson      | 4-4   | 0-0   |
| 12                   | SHARP, Josh        | 0-0   | 0-0   |
| 14                   | Martineau, Nick    | 0-1   | 0-0   |
| 22                   | CUSICK, Craig      | 0-0   | 0-0   |
| 21                   | Rogers, Stephen    | 1-4   | 0-1   |
| 24                   | Harrison, Damarcus | 2-4   | 0-0   |
| 33                   | Austin, Nate       | 0-0   | 0-0   |
| Team                 |                    | 31-57 | 11-28 |

FG % 1st Half: 14-30 46.7% 2nd Half: 17-27 63.0% Game: 31-57 54.8%  
 3FG % 1st Half: 2-8 25.0% 2nd Half: 6-10 60.0% Game: 8-18 44.4%  
 FT % 1st Half: 4-6 66.7% 2nd Half: 2-3 66.7% Game: 6-9 66.7%

Officials: Tim Kelly, Tony Dawkins, Ron Tyburki  
 Technical fouls: Nevada Wolf Pack None, BYU Cougars None.  
 Attendance: 12845

| Score by periods | 1st | 2nd | Total |
|------------------|-----|-----|-------|
| Nevada Wolf Pack | 27  | 28  | 55    |
| BYU Cougars      | 34  | 42  | 76    |

Fast FG - NEVADA 2nd 00-08, BYU 2nd 01-07.  
 Largest lead - NEVADA by 12 1st 19:25, BYU by 21 2nd 01:07.  
 Score tied - 2 times.  
 Lead changed - 1 time.

**Official Basketball Box Score -- Game Totals -- Final Statistics**  
**Longwood vs BYU**  
**11/18/11 7:05 pm at Provo, Utah, Marriott Center**

| Longwood 60 • 1-3 |                    | BYU 90 • 3-1, 0-0 |      |
|-------------------|--------------------|-------------------|------|
| ##                | Player             | Total             | 3-Pr |
| FG                | FGA                | FTG               | FTA  |
| 02                | Bowman, Jeremiah   | 3-8               | 0-1  |
| 02                | Washington, Martiz | 4-7               | 0-1  |
| 04                | Carter, Antwan     | 8-12              | 2-3  |
| 25                | Neil, Duran        | 1-3               | 1-2  |
| 13                | van der Kooy, Jan  | 3-7               | 2-5  |
| 03                | Taylor, Anthony    | 0-0               | 0-0  |
| 10                | Shockey, Stephen   | 0-0               | 0-0  |
| 12                | Carrey, Tristan    | 3-10              | 1-5  |
| 13                | Robinson, David    | 0-2               | 0-0  |
| 21                | Parker, Mark       | 2-2               | 2-2  |
| 22                | Dubin, Jeylan      | 1-1               | 0-0  |
| 44                | Havenstein, Jeff   | 0-3               | 0-0  |
| Team              |                    | 23-56             | 9-24 |

FG % 1st Half: 11-20 55.0% 2nd Half: 12-38 31.6% Game: 23-56 41.1%  
 3FG % 1st Half: 5-13 38.5% 2nd Half: 4-9 44.4% Game: 9-24 37.5%  
 FT % 1st Half: 2-4 50.0% 2nd Half: 3-7 42.9% Game: 5-11 45.5%

| BYU 90 • 3-1, 0-0 |        |
|-------------------|--------|
| ##                | Player |

**2011-12 SEASON STATS**  
**BYU Combined Team Statistics (as of Dec 07, 2011)**  
**All games**

| <b>RECORD:</b> | <b>OVERALL</b> | <b>HOME</b> | <b>AWAY</b> | <b>NEUTRAL</b> |
|----------------|----------------|-------------|-------------|----------------|
| ALL GAMES      | 7-2            | 4-0         | 0-1         | 3-1            |
| CONFERENCE     | 0-0            | 0-0         | 0-0         | 0-0            |
| NON-CONFERENCE | 7-2            | 4-0         | 0-1         | 3-1            |

| #              | Player             | gp-gs | min  | Total   |        | 3-Point |        | F-Throw |         | Rebounds |     |     |     | pf   | dq  | a | to  | blk | stl | pts | avg |      |  |  |
|----------------|--------------------|-------|------|---------|--------|---------|--------|---------|---------|----------|-----|-----|-----|------|-----|---|-----|-----|-----|-----|-----|------|--|--|
|                |                    |       |      | fg-fga  | fg%    | 3fg-fga | 3fg%   | ft-fga  | ft%     | off      | def | tot | avg |      |     |   |     |     |     |     |     |      |  |  |
| 34             | HARTSOCK, Noah     | 9-9   | 287  | 31.9    | 59-106 | .557    | 5-12   | .417    | 31-38   | .816     | 16  | 46  | 62  | 6.9  | 18  | 0 | 19  | 10  | 22  | 8   | 154 | 17.1 |  |  |
| 01             | ABOUO, Charles     | 9-9   | 247  | 27.4    | 37-76  | .487    | 17-31  | .548    | 21-32   | .656     | 18  | 48  | 66  | 7.3  | 19  | 0 | 27  | 21  | 3   | 12  | 112 | 12.4 |  |  |
| 00             | DAVIES, Brandon    | 9-9   | 223  | 24.8    | 40-82  | .488    | 0-0    | .000    | 23-29   | .793     | 16  | 40  | 56  | 6.2  | 29  | 2 | 21  | 24  | 10  | 9   | 103 | 11.4 |  |  |
| 21             | ROGERS, Stephen    | 9-2   | 179  | 19.9    | 36-66  | .545    | 14-33  | .424    | 8-11    | .727     | 2   | 17  | 19  | 2.1  | 12  | 1 | 16  | 10  | 4   | 8   | 94  | 10.4 |  |  |
| 13             | ZYLSTRA, Brock     | 9-9   | 226  | 25.1    | 29-63  | .460    | 16-38  | .421    | 6-7     | .857     | 8   | 22  | 30  | 3.3  | 16  | 0 | 14  | 13  | 1   | 10  | 80  | 8.9  |  |  |
| 20             | WINDER, Anson      | 8-5   | 185  | 23.1    | 14-33  | .424    | 6-21   | .286    | 7-13    | .538     | 1   | 13  | 14  | 1.8  | 7   | 0 | 32  | 12  | 3   | 8   | 41  | 5.1  |  |  |
| 33             | AUSTIN, Nate       | 9-0   | 90   | 10.0    | 19-27  | .704    | 3-6    | .500    | 4-9     | .444     | 9   | 18  | 27  | 3.0  | 21  | 1 | 2   | 6   | 4   | 2   | 45  | 5.0  |  |  |
| 24             | HARRISON, Damarcus | 9-0   | 103  | 11.4    | 15-45  | .333    | 5-18   | .278    | 6-10    | .600     | 2   | 6   | 8   | 0.9  | 7   | 0 | 6   | 9   | 0   | 5   | 41  | 4.6  |  |  |
| 02             | CUSICK, Craig      | 9-2   | 126  | 14.0    | 6-15   | .400    | 3-11   | .273    | 3-5     | .600     | 1   | 12  | 13  | 1.4  | 12  | 0 | 18  | 3   | 0   | 6   | 18  | 2.0  |  |  |
| 12             | SHARP, Josh        | 9-0   | 98   | 10.9    | 6-12   | .500    | 1-2    | .500    | 2-5     | .400     | 8   | 15  | 23  | 2.6  | 14  | 0 | 7   | 9   | 0   | 1   | 15  | 1.7  |  |  |
| 14             | MARTINEAU, Nick    | 7-0   | 24   | 3.4     | 2-4    | .500    | 1-1    | 1.000   | 1-2     | .500     | 0   | 2   | 2   | 0.3  | 0   | 0 | 4   | 2   | 0   | 1   | 6   | 0.9  |  |  |
| 05             | COLLINSWORTH, Chr  | 2-0   | 12   | 6.0     | 0-2    | .000    | 0-1    | .000    | 0-0     | .000     | 0   | 1   | 1   | 0.5  | 3   | 0 | 1   | 3   | 1   | 0   | 0   | 0.0  |  |  |
| Team           |                    |       |      |         |        |         |        |         |         |          | 11  | 22  | 33  |      |     |   |     |     |     |     |     |      |  |  |
| Total.....     |                    | 9     | 1800 | 263-531 |        | .495    | 71-174 | .408    | 112-161 | .696     | 92  | 262 | 354 | 39.3 | 158 | 4 | 167 | 123 | 48  | 70  | 709 | 78.8 |  |  |
| Opponents..... |                    | 9     | 1800 | 198-526 |        | .376    | 61-192 | .318    | 86-139  | .619     | 96  | 202 | 298 | 33.1 | 155 | - | 117 | 144 | 25  | 43  | 543 | 60.3 |  |  |

| <b>TEAM STATISTICS</b> | <b>BY</b> | <b>OPP</b> | <b>Date</b>         | <b>Opponent</b>     | <b>Score</b> | <b>Att.</b> |
|------------------------|-----------|------------|---------------------|---------------------|--------------|-------------|
| SCORING                | 709       | 543        | 11/11/11            | at Utah State       | L 62-69      | 10270       |
| Points per game        | 78.8      | 60.3       | 11/15/11            | BYU-HAWAII          | w 73-52      | 13435       |
| Scoring margin         | +18.4     | -          | 11/18/11            | LONGWOOD            | w 92-60      | 10173       |
| FIELD GOALS-ATT        | 263-531   | 198-526    | 11/22/11            | PRAIRIE VIEW A&M    | w 90-51      | 11760       |
| Field goal pct         | .495      | .376       | 11/25/11            | vs Nevada           | w 76-55      | 3424        |
| 3 POINT FG-ATT         | 71-174    | 61-192     | 11/26/11            | vs Wisconsin        | L 56-73      | 2634        |
| 3-point FG pct         | .408      | .318       | 11/30/11            | vs Northern Arizona | w 87-52      | 3215        |
| 3-pt FG made per game  | 7.9       | 6.8        | 12/03/11            | vs Oregon           | w 79-65      | 12845       |
| FREE THROWS-ATT        | 112-161   | 86-139     | 12/07/11            | WEBER STATE         | w 94-66      | 11676       |
| Free throw pct         | .696      | .619       | * - Conference game |                     |              |             |
| F-Throws made per game | 12.4      | 9.6        |                     |                     |              |             |
| REBOUNDS               | 354       | 298        |                     |                     |              |             |
| Rebounds per game      | 39.3      | 33.1       |                     |                     |              |             |
| Rebounding margin      | +6.2      | -          |                     |                     |              |             |
| ASSISTS                | 167       | 117        |                     |                     |              |             |
| Assists per game       | 18.6      | 13.0       |                     |                     |              |             |
| TURNOVERS              | 123       | 144        |                     |                     |              |             |
| Turnovers per game     | 13.7      | 16.0       |                     |                     |              |             |
| Turnover margin        | +2.3      | -          |                     |                     |              |             |
| Assist/turnover ratio  | 1.4       | 0.8        |                     |                     |              |             |
| STEALS                 | 70        | 43         |                     |                     |              |             |
| Steals per game        | 7.8       | 4.8        |                     |                     |              |             |
| BLOCKS                 | 48        | 25         |                     |                     |              |             |
| Blocks per game        | 5.3       | 2.8        |                     |                     |              |             |
| ATTENDANCE             | 47044     | 32388      |                     |                     |              |             |
| Home games-Avg/Game    | 4-11761   | 1-10270    |                     |                     |              |             |
| Neutral site-Avg/Game  | -         | 4-5530     |                     |                     |              |             |

| <b>Score by Periods</b> | <b>1st</b> | <b>2nd</b> | <b>Totals</b> |
|-------------------------|------------|------------|---------------|
| BYU                     | 332        | 377        | 709           |
| Opponents               | 248        | 295        | 543           |

