

2011-12 BYU BASKETBALL GAME NOTES

Game 17 — BYU (12-4, 1-1) vs. Loyola Marymount (8-6, 1-0)

Thursday, Jan. 5, 2012 • 6 p.m. PST

Los Angeles, Calif. • Gersten Pavilion (4,156)

TV: BYUtv

TV Talent: Dave McCann (play-by-play) and Blaine Fowler (analyst)

Live Video: BYUtv.org

Radio: KSL 102.7 FM / 1160 AM

BYU Radio - Sirius XM 143

Radio Talent: Greg Wrubell (play-by-play) and Steve Cleveland (analyst)

Live Audio: KSL.com

Live Stats: BYUcougars.com



2011-12 SCHEDULE

All times local to site

OCTOBER

26	Wed	Cougar Tipoff (Exhibition)	74-71
29	Sat	Midwestern State (Exh-BYUtv) W	91-74

NOVEMBER

4	Fri	Dixie State (Exh-BYUtv)	W, 96-85
11	Fri	@ Utah State (KCSG)	L, 62-69
15	Tue	BYU-Hawaii (BYUtv)	W, 73-52
18	Fri	Longwood (BYUtv)*	W, 92-60
22	Tue	Prairie View A&M (BYUtv)*	W, 90-51
25	Fri	vs. Nevada (BYUtv)*	W, 76-55
26	Sat	vs. Wisconsin*	L, 56-73
30	Wed	vs. Northern Arizona (BYUtv) ^	W, 87-52

Tim's Toyota Center

DECEMBER

3	Sat	vs. Oregon (ESPNU)	W, 79-65
		EnergySolutions Arena	
7	Wed	Weber State (BYUtv)	W, 94-66
10	Sat	@ Utah (FSN)	W, 61-42
17	Sat	Baylor (BYUtv)	L, 83-86
20	Tue	Buffalo (BYUtv)	W, 93-78
22	Thu	UC Santa Barbara (BYUtv)	W, 89-75
27	Tue	Cal State San Marcos (BYUtv) W	79-51
29	Thu	@ Saint Mary's (ESPN2)	L, 82-98
31	Sat	San Diego (BYUtv)	W, 88-52

JANUARY

5	Thu	@ Loyola Marymount	6 pm
7	Sat	San Francisco (BYUtv)	4 pm
14	Sat	Santa Clara (ESPNU)	6 pm
16	Mon	@ San Diego (BYUtv)	7 pm
19	Thu	Loyola Marymount (BYUtv)	7 pm
21	Sat	@ Pepperdine	5 pm
25	Wed	@ Virginia Tech (ESPN3)	7 pm
28	Sat	Saint Mary's (ESPNU)	7 pm

FEBRUARY

2	Thu	Gonzaga (ESPN2)	9 pm
4	Sat	@ Portland	7 pm
11	Sat	Pepperdine (BYUtv)	4 pm
16	Thu	@ San Francisco (ESPNU)	7 pm
18	Sat	@ Santa Clara (ESPNU)	4 pm
23	Thu	@ Gonzaga (ESPN2)	8 pm
25	Sat	Portland (BYUtv)	4 pm
29	Wed	WCC Championships	TBA

MARCH

1	Thu	WCC Championships	TBA
2	Fri	WCC Championships (ESPNU)	TBA
3	Sat	WCC Championships (ESPN2)	TBA
5	Mon	WCC Championships (ESPN/ESPN2)	TBA

* Chicago Invitational Challenge

^ Lumberjack Classic

BYU ATHLETIC COMMUNICATIONS

30 Smith Field House • Provo, Utah 84602 • BYUcougars.com • (801) 422-8948

MBB Contact: Kyle Chilton • O: (801) 422-4909 • C: (801) 372-2080 • kyle_chilton@byu.edu



BYU Cougars (12-4, 1-1 WCC)

Head Coach: Dave Rose (Houston, 1983)

Career Record: 171-49 (7th season) Record at BYU: Same

Series: LMU leads 2-1 • Last Meeting: BYU won 91-62, 1/3/08

Provo: 1-1 • Los Angeles: 0-1 • Neutral: 0-0

VS.



Loyola Marymount (8-6, 1-0 WCC)

Head Coach: Max Good (Eastern Kentucky, 1969)

Career Record: 282-291 (20th season) Record at LMU: 40-68 (4th season)

UP NEXT

BYU will host San Francisco in a WCC matchup on Saturday, Jan. 7, at 4 p.m. MST. Listen live on the radio beginning with the pregame show at 3 p.m. MST on KSL Newsradio 102.7 FM and 1160 AM or via the Internet at KSL.com. The game will be televised live on BYUtv and BYUtv.org.

QUICK HITS

- Junior Brandon Davies was named the West Coast Conference Player of the Week after averaging 21.0 points and 14.0 rebounds in three games last week, including a 28-point effort at Saint Mary's and BYU's first 20-20 game since 1975 with 21 points and 22 rebounds against San Diego. Overall he is having a well rounded season, averaging at least one of everything at 12.9 points, 8.1 rebounds, 1.9 assists, 1.1 blocks and 1.4 steals.
- Senior Noah Hartsock has been BYU's most consistent contributor this season, averaging 17.1 points, 5.8 rebounds, 1.6 assists and 1.9 blocks per game. He has scored in double figures in every game this season, has shot .500 or better in all but three games and .600 or better in seven games.
- Freshman Matt Carlino scored in double figures in his first five collegiate games. He had an 18-point debut against Baylor, a double-double against Buffalo with 10 points and 11 assists, 22 points vs. UC Santa Barbara, 19 points vs. Cal State San Marcos and 13 at Saint Mary's. His streak of double-figure games ended with eight points against San Diego.
- Dave Rose is one of the most successful coaches in the history of BYU basketball. He is second in program history in wins (171), first in winning percentage (.777) and has led the Cougars to five-straight NCAA Tournament berths and four conference titles. He also earned three Mountain West Conference Coach of the Year awards.

2011-12 BYU BASKETBALL NUMERICAL ROSTER

Projected Starters

#	Name	Pos.	Ht.	Wt.	Yr.	2011-12 Stats		Hometown (Previous School)	Notes
						Ppg	Rpg		
0	Brandon Davies	F	6-9	235	Jr.	12.9	8.1	Provo, Utah (Provo HS)	Named WCC Player of the Week, had 21 points, 22 boards vs. San Diego
1	Charles Abouo	G/F	6-5	215	Sr.	11.9	6.6	Abidjan, Cote d'Ivoire (Brewster Academy)	Scored 15 points and had 4 boards, 3 assists and 1 steal vs. San Diego
10	Matt Carlino	G	6-2	175	Fr.	15.0	3.7	Scottsdale, Ariz. (Bloomington South HS)	Posted 8 points, 6 boards, 3 assists, 1 block and 3 steals vs. San Diego
13	Brock Zylstra	G/F	6-6	210	Jr.	8.8	3.8	La Verne, Calif. (Bonita HS)	Has hit a 3 in 13 of 16 games, has a steal in 13 of 16 games
34	Noah Hartsock	F	6-8	230	Sr.	17.1	5.8	Bartlesville, Okla. (Bartlesville HS)	Had 15 points, 3 boards vs. San Diego, has double-figure points in every game
Bench									
2	Craig Cusick	G	6-2	185	Jr.	2.8	1.2	Orem, Utah (Utah)	Posted 3 points, 3 assists and 1 steal vs. San Diego
5	Chris Collinsworth	F	6-9	235	So.	0.0	0.5	Provo, Utah (Provo HS)	Had his right knee scoped on Dec. 13, out 6 to 12 weeks from that date
12	Josh Sharp	F	6-7	185	Fr.	1.8	2.1	Highland, Utah (Utah)	Totaled 2 rebounds, 1 assist, 1 block and 1 steal vs. San Diego
14	Nick Martineau	G	6-0	170	Jr.	0.8	0.5	Fruit Heights, Utah (Davis HS)	Hit a 3-pointer vs. San Diego, played 5 minutes
20	Anson Winder	G	6-3	195	Fr.	4.9	1.4	Las Vegas, Nev. (Bishop Gorman HS)	Totaled 5 assists and 1 steal in 16 minutes vs. San Diego
21	Stephen Rogers	F	6-8	195	Jr.	9.9	2.2	Mesa, Ariz. (Mesa CC)	Had meniscus in right knee repaired on Dec. 15, out 2 to 4 weeks from that date
24	Damarcus Harrison	G	6-5	190	Fr.	4.4	1.1	Greenwood, S.C. (Christ School)	Posted 6 points on 3 of 4 shooting vs. San Diego
33	Nate Austin	F/C	6-10	215	Fr.	4.2	3.2	Alpine, Utah (Lone Peak HS)	Scored 9 points and added a block and a steal vs. San Diego
Redshirts									
3	Austin Nelson	G	6-0	160	Fr.	—	—	Henderson, Nev. (Coronado HS)	Coronado's all-time leader in scoring and assists
15	Jaren Sweeney	G/F	6-5	190	Fr.	—	—	Mesa, Ariz. (Mountain View HS)	Earned first-team all-state honors and helped Mountain View to a state title
42	Ian Harward	F/C	6-10	215	Fr.	—	—	Orem, Utah (Orem HS)	Prepped at Orem High School where he averaged 14.0 points as a senior



BYU SERIES VS. LOYOLA MARYMOUNT

Overall Series Record: Loyola leads 2-1

BYU Record in Provo: 1-1

BYU Record in Los Angeles: 0-1

BYU Record at Neutral Sites: N/A

BYU Record Under Dave Rose: 1-1

12-30-36	at Loyola Marymount	32-35	L
11-18-05	Loyola Marymount	71-83	L
1-3-08	Loyola Marymount	91-62	W

COMPARING THE STATS

Season Averages Overall	BYU	LMU
Points Scored/Game	80.2	71.1
Points Allowed/Game	64.1	68.3
Rebounds/Game	39.6	36.1
Rebounds Allowed/Game	32.8	36.1
Assists/Game	18.6	13.7
Steals/Game	8.3	7.7
Blocks/Game	4.8	2.9
Turnovers	13.9	14.6
FG Percentage	.489	.430
FG Percentage Defense	.397	.419
3FG Percentage	.388	.345
3FG/Game	7.8	6.9
3FG Percentage Defense	.331	.314
FT Percentage	.692	.735

LOYOLA MARYMOUNT'S PROBABLE STARTERS

Name	Ht.	Pos.	Ppg	Rpg
Anthony Ireland	5-10	175	14.1	4.4
Jarred DuBois	6-3	180	10.2	2.6
LaRon Armstead	6-5	200	9.5	3.2
Godwin Okonji	6-8	220	4.6	4.3
Drew Viney	6-8	210	16.0	4.5

BY THE NUMBERS

6 The number of different players who have scored 20-plus points in a single game this season. Brandon Davies scored 25 vs. BYU-Hawaii, 28 at Saint Mary's and 21 vs. San Diego; Charles Abouo had 22 vs. Nevada; Noah Hartsock had 21 vs. Nevada, 23 vs. Oregon, 21 vs. UC Santa Barbara and 20 vs. Cal State San Marcos; Brock Zylstra scored 23 vs. Northern Arizona and 26 vs. Buffalo; Anson Winder had 20 vs. Buffalo and Matt Carlino had 22 vs. UC Santa Barbara.

6 The number of 20-win seasons for BYU head coach Dave Rose. He is the second coach in BYU history to begin his career with six-straight 20-win seasons. Rose is tied with Roger Reid and Stan Watts for the most 20-win seasons in BYU history. Rose also has five 25-win seasons, a program record.

6 The number of players who scored in double figures against Weber State, led by Noah Hartsock with 19, Charles Abouo, Brock Zylstra, Stephen Rogers and Nate Austin with 15 apiece and 11 from Brandon Davies.

15 The number of 3-pointers BYU made against Longwood (15 of 26, 57.7 percent). The 15 threes ties the BYU single-game record, set previously against UNLV in 2007 and at Air Force in 2011.

17 The number of points BYU allowed in the first half against BYU-Hawaii, the fewest since Mississippi Valley State scored 10 in the first half on Nov. 23, 2010.

20-20 Brandon Davies had 21 points and 22 rebounds vs. San Diego on Dec. 31, 2011, BYU's first 20-20 game since Mark Handy had 20 points and 23 rebounds vs. Wyoming on March 7, 1975.

27 The number of 3-pointers BYU hit during a two-game stretch (vs. Longwood and Prairie View A&M). The 27 3s are a BYU record for most 3s in a two-game stretch. The Cougars shot .563 (27 of 48) from three during the two games.

56, 57 BYU's point totals in the second halves vs. Prairie View A&M and Longwood, respectively. The Cougars hit 21 of 33 (.636) from the field and 9 of 16 from three (.563) in the second half vs. Longwood and 19 of 28 (.679) from the field and 8 of 12 from three (.667) in the second half vs. Prairie View A&M.

63.5 The percentage of field goals BYU has assisted on this season (298 assists on 469 field goals). The Cougars set their season best ratio with assists on 85.3 percent of their field goals against Buffalo (29 assists on 34 field goals).

152 The number of career blocks for senior Noah Hartsock, fourth all-time in program history. Hartsock had a season-best four blocks vs. Wisconsin, vs. Oregon and at Utah. Greg Kite is first with 208 blocks, Shawn Bradley is second with 177 and Russell Larson is third with 166.

171 BYU head coach Dave Rose's win total. He is second all-time in career wins at BYU behind Stan Watts (371 victories from 1949-72), a member of the Basketball Hall of Fame.

LAST TIME OUT: BYU VS. SAN DIEGO

PROVO, Utah – Junior Brandon Davies led the BYU men's basketball team to an 88-52 victory over West Coast Conference foe San Diego with 21 points and a career-best 22 rebounds Saturday at the Marriott Center.

Davies' performance puts him into the elite 20-20 club and gives him his seventh career double double. Davies came up just short of the Marriott Center rebound record of 23, which was set in 1982.

Seniors Noah Hartsock and Charles Abouo also scored in double figures and contributed 15-points apiece. The win gives BYU, 12-4 overall and 1-1 in league play, its first WCC victory in its inaugural season in the conference.

The Cougars started the game with a 13-0 run following the opening bucket by the Toreros. Hartsock scored the first eight points for BYU and Davies put an exclamation point on the run with a strong one-handed dunk at the 16:24 mark.

Strong defense helped BYU maintain a double-digit lead for the majority of the first half as San Diego missed 12 of their first 13 shots. The

Cougars had their biggest lead of the half following an Abouo trey at the 10:26 mark that put BYU up 18-5.

Freshman Matt Carlino helped the Cougars finish the half strong with eight points in the final three minutes. Hartsock led BYU with 13 first half points while Davies snagged 14 first half rebounds to give BYU a 34-24 halftime lead.

Senior Brock Zylstra sparked a 20-4 BYU run out of the locker room when he converted a four-point play to give BYU a 40-26 lead. Craig Cusick and Nate Austin each hit a three during the run, which gave BYU a 54-28 lead with 13:09 left on the clock.

Abouo scored 12 of his 15 points in the second half to help secure the win. Davies capped his 20-20 performance with a deep two-point field goal with just under two minutes left and the Cougars ended the game on an 11-0 run.



2011-12 BYU QUICK FACTS

UNIVERSITY INFO

Location: Provo, Utah 84602
 Elevation: 4,553 feet
 Enrollment: 32,955 (Daytime)
 Founded: October 15, 1875
 Owned: The Church of Jesus Christ of Latter-day Saints
 Nickname: Cougars
 Mascot: Cosmo
 Colors: Blue and White
 Arena (capacity): Marriott Center (22,700)
 Conference: West Coast Conference
 President: Cecil O. Samuelson (Utah, 1966)
 Athletic Director: Tom Holmoe (BYU, 1983)
 Athletic Website: byucougars.com
 Tickets: 422-BYU1 or 1-800-322-BYU1

BYU COACHING STAFF

Head Coach: Dave Rose
 Alma Mater (year): Houston (1983)
 Record at School (years): 171-49 (7th year)
 Career Division I Record (years): same
 Basketball Office Fax: (801) 422-5965
 Assistant Coaches (Alma Mater, year)
 Terry Nashif (BYU, 2005)
 Tim LaComb (Utah, 2006)
 Mark Pope (Kentucky, 1996)
 Dir. of Basketball Operations: Mike Hall (BYU, 2005)

2010-11 REVIEW

2010-11 Overall Record: 32-5
 Conference Record/Finish: 14-2 (T-1st MWC)
 2011 Postseason: (2-1) Lost, NCAA Regional Semifinals (New Orleans) vs. Florida, 74-83 (OT)
 2011 Final National Ranking: 10/13

2011-12 PREVIEW

Lettermen Returning/Lost: 7/5
 Newcomers: 7
 Returning Redshirt Freshmen: 2
 Starters Returning/Lost: 3/3
 Returning Scoring: 38.6% (1162 of 3,012 pts)
 Returning Rebounding: 60.0% (856 of 1,425 reb)
 Returning Assists: 33.3% (179 of 538 ast)
 Returning Blocks: 82.0% (123 of 150)
 Returning Minutes: 45.2% (3,379 of 7,474)

BYU HISTORY

First Year of Basketball: 1903
 Overall All-Time Record: 1652-1009 (.621)
 Winning Seasons: 84 (last 2011)
 Regular Season Conf. Championships: 29 (last 2011)
 Postseason Appearances (record): 36 (26-37)
 Total NCAA Appearances (record): 26 (14-29)
 Last NCAA Appearance: 2011
 Second Round: W vs. Wofford, 74-66
 Third Round: W vs. Gonzaga, 89-67
 Sweet 16: L vs. Florida, 74-83 (OT)
 Total NIT Appearances (Record): 10 (12-8)
 Last NIT Appearance: 2006
 Result: (0-1) lost at Houston, 77-67

OLD RELIABLE

Since the seventh game of his sophomore season (2009-10), Noah Hartsock has started 82 of 83 games, including all 16 this season. The only game he did not start was the first game of last season when he scored 21 points against Fresno State, a career high at the time. Along the way, Hartsock has climbed the rankings into BYU's top-four shot blockers and is now 108 points away from 1,000 career points.

FRESHMEN FINDING THEIR WAY

Several freshmen have made significant contributions this season. Some of the top performances by BYU's freshmen this season are listed below.

Name	Opponent	Stats
Josh Sharp	BYU-Hawaii	5 points, 6 boards, 1 assist, 1 steal
Josh Sharp	Prairie View A&M	5 points, 6 boards, 1 assist
Anson Winder	Longwood	8 points, 5 assists
Anson Winder	Prairie View A&M	11 points, 4 assists, 3 rebounds
Anson Winder	vs. Nevada	9 points, 4 rebounds, 4 assists, 4 steals
Anson Winder	vs. Northern Arizona	3 points, 9 assists, 2 blocks, 3 steals
Anson Winder	vs. Oregon	10 points, 2 3s, 6 assists, 1 steal
Damarcus Harrison	Longwood	11 points, 3 3s
Damarcus Harrison	Baylor	8 points, 3 boards, 1 assist, 1 block, 1 steal
Damarcus Harrison	Cal State San Marcos	8 points, 3 rebounds, 2 assists, 2 steals
Nate Austin	vs. Northern Arizona	11 points, 5 of 6 shooting, 4 rebounds
Nate Austin	vs. Oregon	9 points, 4 of 7 shooting, 6 rebounds
Nate Austin	Weber State	15 points, 7 of 8 shooting, 9 rebounds, 1 block
Nate Austin	Buffalo	7 points, 9 rebounds, 1 assist, 1 steal
Matt Carlino	Baylor	18 points, 4 of 8 3s, 2 assists, 1 block, 1 steal
Matt Carlino	Buffalo	10 points, 11 assists, 7 rebounds, 3 steals
Matt Carlino	UC Santa Barbara	22 points, 6 assists, 1 block, 2 steals
Matt Carlino	Cal State San Marcos	19 points, 2 rebounds, 3 steals
Matt Carlino	at Saint Mary's	13 points, 6 assists, 4 rebounds

NO, I WON'T GET OUT OF YOUR WAY

Junior Forward Brandon Davies has made a habit of making the opposition pay when driving to the basket. Against Utah State, Davies drew four charges. He took three charges against BYU-Hawaii, two against Prairie View A&M, one against Nevada, two against Baylor, one against Buffalo, two against UC Santa Barbara and three at Saint Mary's to bring his season total to 18. Nate Austin has taken his fair share of charges as well, taking three against Longwood, two against Oregon, one against Weber State, one against Utah, one vs. Baylor, three vs. Buffalo and one vs. Cal State San Marcos for a total of 12.

ALL-TIME BLOCKS LEADERS

Noah Hartsock is establishing himself as one of the best shot blockers in BYU history. He is currently fourth all-time in program history.

Blocks	Seasons	GP	Blocks	Blocks/G
1. Greg Kite	1979-83	112	208	1.9
2. Shawn Bradley	1990-91	34	177	5.2
3. Russell Larson	1991-95	129	166	1.3
4. Noah Hartsock	2008-present	116	152	1.3

ABOUO STEPPING IT UP

Senior Charles Aboou is quietly having the most productive year of his career. He is averaging career highs in points (11.9), rebounds (6.6), assists (2.6) and steals (1.1) while shooting a career-best .466 from the field and .451 from three.

CARLINO'S DEBUT

Matt Carlino made his long awaited debut against No. 6 Baylor on Dec. 17, 2011. He totaled 18 points, four 3-pointers and two assists. Here are some of the top debuts by BYU freshmen.

Shawn Bradley	11/14/90	East Tennessee State	23 points, 14 rebounds, 5 blocks, 8-15 FGs
Mike Rose	11/21/03	Southern Utah	26 points, 8-13 3-pointers, 6 assists
Russell Larson	11/26/91	Utah State	21 points, 12 rebounds, 3 blocks, 8-10 FGs
Matt Carlino	12/17/11	No. 6 Baylor	18 points, 4-8 3s, 2 assists, 1 block, 1 steal
Danny Ainge	11/26/77	UCLA	13 points, 6 rebounds, 2 assists
Mark Bigelow	11/13/98	Wofford	12 points, 6 rebounds, 2 assists, 4-6 FGs
Devin Durrant	11/24/78	Hawaii	13 points, 5 rebounds, 3 assists, 1 block, 1 steal



ROSTER BREAKDOWN

Starters Returning	Pos.	Yr.	Ppg	Rpg	Exp
Charles Abouo	G/F	Sr.	7.2	4.8	3L
Brandon Davies	F	Jr.	11.1	6.2	2L
Noah Hartsock	F	Sr.	8.6	5.9	3L

Other Returnees	Pos.	Yr.	Ppg	Rpg	Exp
Matt Carlino**	G	Fr.	—	—	RS
Chris Collinsworth	F	So.	5.9	5.6	2L
Craig Cusick ^	G	Jr.	—	—	PS
Nick Martineau	G	Jr.	0.7	0.4	2L
Stephen Rogers	F	Jr.	4.1	2.2	1L
Anson Winder**	G	Fr.	—	—	RS
Brock Zylstra	G	Jr.	1.1	1.3	2L

** Redshirted in 2010-11

^ A member of the practice squad in 2010-11

Newcomers	Pos.	Yr.
Nate Austin	F/C	Fr.
Damarcus Harrison	G	Fr.
Ian Harward	F/C	Fr.
Austin Nelson	G	Fr.
Josh Sharp	F	Fr.
Jaren Sweeney	G/F	Fr.

BY POSITION

Point Guard	Pos.	Yr.
Matt Carlino	G	Fr.
Damarcus Harrison	G	Fr.
Austin Nelson	G	Fr.
Brock Zylstra	G	Jr.

Wing	Pos.	Yr.
Charles Abouo	G/F	Sr.
Stephen Rogers	F	Jr.
Josh Sharp	F	Fr.
Jaren Sweeney	G/F	Fr.
Anson Winder	G	Fr.
Brock Zylstra	G	Jr.

Post	Pos.	Yr.
Nate Austin	F/C	Fr.
Chris Collinsworth	F	So.
Brandon Davies	F	Jr.
Noah Hartsock	F	Sr.
Ian Harward	F/C	Fr.
Josh Sharp	F	Fr.

BY YEAR

Freshmen	Pos.	Yr.
Nate Austin	F/C	Fr.
Matt Carlino	G	Fr.
Damarcus Harrison	G	Fr.
Ian Harward	F/C	Fr.
Austin Nelson	G	Fr.
Josh Sharp	F	Fr.
Jaren Sweeney	G/F	Fr.
Anson Winder	G	Fr.

Sophomore	Pos.	Yr.
Chris Collinsworth	F	So.

Junior	Pos.	Yr.
Craig Cusick	G	Jr.
Nick Martineau	G	Jr.
Brock Zylstra	G	Jr.
Brandon Davies	F	Jr.
Stephen Rogers	F	Jr.

Senior	Pos.	Yr.
Charles Abouo	G/F	Sr.
Noah Hartsock	F	Sr.

NATE 'REX' AUSTIN

From Nov. 30 to Dec. 7, Nate 'Rex' Austin had the best stretch of his young career. Against Northern Arizona, he scored 11 points and grabbed four boards in nine minutes. He followed that with a nine-point, six-rebound effort vs. Oregon and then set career highs with 15 points and nine rebounds vs. Weber State. Austin also hit one 3-pointer in each game and shot 76.2 percent (16 of 21) from the field.

AMONG THE NATION'S BEST

BYU men's basketball is one of the most successful programs in the nation in recent history. See below.

Best Combined Record 09-10 and 10-11

Team	W	L	Pct.
1. Kansas	68	6	.919
2. Duke	67	10	.870
3. Ohio State	63	11	.851
4. <i>BYU</i>	62	11	.849
5. Kentucky	64	12	.842

Teams With 25 Wins, Last Five Seasons

- *BYU*
- Butler
- Kansas
- Pittsburgh

GOING GREEK

BYU men's basketball went on a 10-day, four-game tour of Greece in August. The Cougars won their first two games against the Athens All-Stars (88-56) and ASE Doukas (114-45) while also playing a friendly game against US Navy personnel on a base in Crete. While in Greece, BYU was invited to participate in the Acropolis of Athens Tournament against the Greek and Italian National Teams, both ranked among the top 10 in the world by FIBA. Against Greece, Stephen Rogers led BYU with 20 points in an 83-54 loss. Brock Zylstra exploded for 26 points and four 3-pointers in BYU's 102-63 loss to an Italian team that featured three NBA stars.

NEW HOME

In 2011-12, BYU men's basketball enters its first season as a member of the West Coast Conference. The Cougars have played each member of the league at least twice all time. Last season, BYU defeated St. Mary's 74-73 in the South Padre Island Invitational championship game and Gonzaga 89-67 in the third round of the NCAA Tournament to advance to the Sweet 16. The Cougars opened WCC play with a 98-82 loss at Saint Mary's. See below for BYU's all-time record vs. its new conference and its record under Dave Rose vs. those teams.

OPPONENT ALL-TIME (ROSE VS.)

Gonzaga	1-1 (1-0)
Loyola Marymount	2-1 (1-1)
Pepperdine	4-4 (2-0)
Portland	5-0 (3-0)
St. Mary's	8-3 (1-1)
San Diego	3-0 (1-0)
San Francisco	5-5 (1-0)
Santa Clara	15-5 (0-0)
<i>Total</i>	<i>43-19 (10-2)</i>

COACHING STAFF

For the second-straight season there was a change to the coaching staff. Former associate head coach Dave Rice, who had been with the staff since Rose became the head coach in 2005, left to take the head job at his alma mater, UNLV. Rose hired Mark Pope as an assistant coach in May 2011. Pope comes to BYU after one season as an assistant at Wake Forest. Prior to Wake Forest, Pope was the director of basketball operations at Georgia. Pope played his college ball at Washington and Kentucky. In 1996, he was a team captain and helped Kentucky win the NCAA National Championship. Pope was selected by the Indiana Pacers in the second round of the NBA draft and played seven seasons in the NBA. He played in the Eastern Conference Finals with Indiana (1998) and Milwaukee (2001).



BYU'S 2011-12 RECORD WHEN

At home	8-1
On the road	1-2
On a neutral floor	3-1
On Television	12-4
On BYUtv	10-1
On ESPN2	0-1
On ESPNU	1-0
On FSN	1-0
On KCSG	0-1
On Big Ten Network	0-1
On Monday	0-0
On Tuesday	4-0
On Wednesday	2-0
On Thursday	1-1
On Friday	2-1
On Saturday	3-2
Coming off a win	8-3
Coming off a loss	4-0
Had two or more days between last game	10-1
Had only one day between last game	2-1
Playing the next day after a game	0-1
BYU scores 100 or more points	0-0
BYU scores between 90-99 points	4-0
BYU scores between 80-89 points	3-2
BYU scores between 70-79 points	4-0
BYU scores between 60-69 points	1-1
BYU scores below 60 points	0-1
Opponent scores 90 or more points	0-1
Opponent scores between 80-89 points	0-1
Opponent scores between 70-79 points	2-1
Opponent scores between 60-69 points	3-1
Opponent scores between 50-59 points	6-0
Opponent scores below 50 points	1-0
BYU leads at half	12-1
Opponent leads at half	0-3
Score tied at half	0-0
BYU leads with 5 minutes left	12-0
Opponent leads with 5 min. left	0-4
Score tied with 5 minutes left	0-0
BYU leads with 1 minute left	12-0
Opponent leads with 1 min. left	0-4
Score tied with 1 minute left	0-0
Game goes into overtime	0-0
BYU shoots 50 % or better	8-0
Opponent shoots 50 % or better	0-3
BYU outshoots opponent	11-1
Opponent outshoots BYU	1-3
Teams shoot equal from the field	0-0
BYU outrebounds opponent	11-1
Opponent outrebounds BYU	0-3
BYU and opponent tie in rebounds	1-0
vs. top-25 ranked opponent	0-2
vs. 2011 regular-season conference champions	0-2
vs. 2011 postseason teams	5-3

# PLAYERS IN DOUBLE FIGURES	11-12	CONF
One Player	0-1	0-0
Two Players	1-0	0-0
Three Players	5-2	0-1
Four Players	4-1	0-0
Five Players	1-0	0-0
Six Players	1-0	0-0

LATE FREE THROWS	5:00-2:00	2:00-0:00/OT
Charles Abouo	7-9 (.778)	4-4 (1.000)
Noah Hartsock	4-4 (.500)	2-2 (1.00)
Brandon Davies	1-1 (1.000)	3-3 (1.000)
Nick Martineau	—	1-2 (.500)
Josh Sharp	1-2 (.500)	3-4 (.750)
Nate Austin	2-5 (.400)	3-5 (.600)
Damarcus Harrison	—	1-2 (.500)
Anson Winder	0-1 (.000)	4-5 (.800)
Craig Cusick	—	5-6 (.833)
Matt Carlino	0-2 (.000)	2-2 (1.000)
Team	15-24 (.625)	28-35 (.800)

DUNKS	11-12	CAREER
Charles Abouo	3	16
Brandon Davies	12	36
Chris Collinsworth	0	4
Noah Hartsock	3	8
Brock Zylstra	0	1
Stephen Rogers	1	2
Josh Sharp	1	1
Anson Winder	1	1
Nate Austin	1	1
Damarcus Harrison	3	3
BYU	25	
Opponents	17	

BYU STARTING LINEUPS

OPPONENT	(1)	(2)	(3)	(4)	(5)
at Utah State	Zylstra	Rogers	Abouo	Hartsock	Davies
BYU-Hawaii	Zylstra	Rogers	Abouo	Hartsock	Davies
Longwood	Cusick	Zylstra	Abouo	Hartsock	Davies
Prairie View A&M	Cusick	Zylstra	Abouo	Hartsock	Davies
vs. Nevada	Winder	Zylstra	Abouo	Hartsock	Davies
vs. Wisconsin	Winder	Zylstra	Abouo	Hartsock	Davies
vs. Northern Arizona	Winder	Zylstra	Abouo	Hartsock	Davies
vs. Oregon	Winder	Zylstra	Abouo	Hartsock	Davies
Weber State	Winder	Zylstra	Abouo	Hartsock	Davies
at Utah	Winder	Zylstra	Abouo	Hartsock	Davies
Baylor	Cusick	Zylstra	Abouo	Hartsock	Davies
Buffalo	Carlino	Zylstra	Abouo	Hartsock	Davies
UC Santa Barbara	Carlino	Zylstra	Abouo	Hartsock	Davies
Cal State San Marcos	Carlino	Zylstra	Abouo	Hartsock	Davies
at Saint Mary's	Carlino	Zylstra	Abouo	Hartsock	Davies
San Diego	Carlino	Zylstra	Abouo	Hartsock	Davies
at Loyola Marymount					
San Francisco					
Santa Clara					
at San Diego					
Loyola Marymount					
at Pepperdine					
at Virginia Tech					
Saint Mary's					
Gonzaga					
at Portland					
Pepperdine					
at San Francisco					
at Santa Clara					
Gonzaga					
Portland					

WON-LOSS RECORDS/STARTING LINEUPS

RECORD	(1)	(2)	(3)	(4)	(5)
1-1	Zylstra	Rogers	Abouo	Hartsock	Davies
2-1	Cusick	Zylstra	Abouo	Hartsock	Davies
5-1	Winder	Zylstra	Abouo	Hartsock	Davies
4-1	Carlino	Zylstra	Abouo	Hartsock	Davies

FREE THROW STREAKS

Davies	11	11/22/11 - 12/10/11
Hartsock	10	11/25/11 - 12/3/11
Hartsock	10	12/7/11 - 12/20/11
Abouo	9	12/22/11 - 12/27/11
Hartsock	8	11/11/11 - 11/18/11
Hartsock	8	12/3/11 - 12/7/11
Abouo	8	11/22/11 - 12/7/11
Hartsock	8	12/22/11 - 12/27/11
Davies	7	11/11/11 - 11/15/11
Davies	7	12/10/11 - 12/17/11

MARGIN OF VICTORY

MARGIN	WINS	LOSSES
1 point		0-0
2 points		
3 points		1
4 points		
5 points		
6 points		
7 points		1
8 points		
9 points		
10 points		
11 points		
12 points		
13 points		
14 points	2	
15 points	1	
16-19 points	1 (19)	2 (17, 16)
20-24 points	2 (21, 21)	
25-29 points	2 (28, 28)	
30-plus points	4 (32, 35, 36, 39)	

STREAKS

STREAK	11-12	OVERALL
Current won/loss streak	1 win	same
At home	4 wins	same
On the road	1 loss	same
On a neutral floor	2 wins	same
At home vs. Nonconference	3 wins	same
At home vs. WCC	1 win	same
On the road vs. Nonconference	1 win	same
On the road vs. WCC	1 loss	—
On a neutral floor vs. Nonconference	2 wins	same
On a neutral floor vs. WCC	—	—
at regular-season tournament	1 loss	same
at WCC Tournament	—	—
at NCAA Tournament	—	1 loss
at NIT	—	2 losses
Games With a Three-Point Make	16	491

GAMES PLAYED

	2011-12	CAREER
Charles Abouo	16 (12-4)	122 (99-23)
Noah Hartsock	16 (12-4)	116 (94-22)
Brandon Davies	16 (12-4)	80 (69-11)
Brock Zylstra	16 (12-4)	65 (54-11)
Nick Martineau	12 (11-1)	58 (52-6)
Chris Collinsworth	2 (1-1)	46 (36-10)
Stephen Rogers	10 (8-2)	46 (39-7)
Craig Cusick	16 (12-4)	same
Josh Sharp	14 (11-3)	same
Damarcus Harrison	15 (11-4)	same
Nate Austin	16 (12-4)	same
Anson Winder	15 (12-3)	same
Matt Carlino	6 (4-2)	same

GAMES STARTED

	2011-12	CAREER
Noah Hartsock	16 (12-4)	82 (68-14)
Brandon Davies	16 (12-4)	43 (36-7)
Charles Abouo	16 (12-4)	42 (35-7)
Brock Zylstra	16 (12-4)	same
Anson Winder	6 (5-1)	same
Stephen Rogers	2 (1-1)	same
Craig Cusick	3 (2-1)	same
Matt Carlino	5 (4-1)	same



2011-12 SCORING BY HALF (BYU-OPPONENT)

	1ST HALF	(MARGIN)	FG %	2ND HALF	(MARGIN)	FG %	OT	(MARGIN)	FG %	FINAL	(MARGIN)	FG %
at Utah State	28-30	-2	50.0-47.6	34-39	-5	44.0-44.4	—	—	—	62-69	-7	46.8-45.8
BYU-Hawaii	40-17	+23	50.0-19.4	33-35	-2	47.8-40.5	—	—	—	73-52	+21	49.1-30.9
Longwood	35-29	+6	44.0-39.3	57-31	+26	63.6-42.9	—	—	—	92-60	+32	55.2-41.1
Prairie View A&M	34-25	+9	43.5-32.3	56-26	+30	67.9-26.3	—	—	—	90-51	+39	56.9-29.0
vs. Nevada	34-27	+7	46.7-34.5	42-28	+14	63.0-40.7	—	—	—	76-55	+21	54.4-37.5
vs. Wisconsin	32-34	-2	50.0-42.9	24-39	-15	36.0-60.0	—	—	—	56-73	-17	43.1-50.9
vs. Northern Arizona	44-21	+23	48.5-33.3	43-31	+12	54.5-41.4	—	—	—	87-52	+35	51.5-37.7
vs. Oregon	38-31	+7	37.8-41.7	41-34	+7	41.2-36.4	—	—	—	79-65	+14	39.4-38.6
Weber State	47-34	+13	40.9-32.4	47-32	+15	63.6-34.5	—	—	—	94-66	+28	50.6-33.3
at Utah	25-17	+8	26.9-18.2	36-25	+11	52.2-33.3	—	—	—	61-42	+19	38.8-26.9
Baylor	42-38	+4	45.7-46.4	41-48	-7	48.5-54.3	—	—	—	83-86	-3	47.1-50.8
Buffalo	47-39	+8	51.4-53.8	46-39	+7	55.2-52.8	—	—	—	93-78	+15	53.1-52.8
UC Santa Barbara	38-32	+6	48.6-50.0	51-43	+8	47.8-50.0	—	—	—	89-75	+14	48.3-50.0
Cal State San Marcos	32-23	+9	44.8-34.5	47-28	+19	54.5-38.5	—	—	—	79-51	+28	50.0-36.4
at Saint Mary's	43-53	-10	54.3-57.1	39-45	-6	42.4-53.6	—	—	—	82-98	-16	48.5-55.4
San Diego	34-24	+10	38.7-22.2	54-28	+26	60.7-23.5	—	—	—	88-52	+36	49.2-23.0
at Loyola Marymount												
San Francisco												
Santa Clara												
at San Diego												
Loyola Marymount												
at Pepperdine												
at Virginia Tech												
Saint Mary's												
Gonzaga												
at Portland												
Pepperdine												
at San Francisco												
at Santa Clara												
Gonzaga												
Portland												
SEASON TOTALS	37.1-29.6	+7.4	45.2-37.6	43.2-34.4	+8.8	52.9-41.5	—	—	—	80.2-64.1	+16.2	48.9-39.7

2011-12 OFFENSIVE TRENDS (BYU-OPPONENT)

	PTS/PAINT	(MARGIN)	PTS OFF T.O.	(MARGIN)	2ND CHANCE PTS	(MARGIN)	FASTBREAK PTS	(MARGIN)	BENCH PTS	(MARGIN)	BIG RUN	BIG LEAD
at Utah State	22-20	+2	15-21	-6	7-9	-2	0-0	0	6-11	-5	5-0/11-0	4/11
BYU-Hawaii	30-22	+8	15-4	+11	11-8	+3	6-0	+6	18-13	+5	13-0/5-0	26/--
Longwood	26-12	+14	16-4	+12	25-3	+22	4-2	+2	44-16	+28	9-0/7-0	32/6
Prairie View A&M	30-24	+6	14-7	+7	12-10	+2	10-4	+6	41-19	+22	18-0/4-0	41/3
vs. Nevada	40-28	+12	22-10	+12	13-7	+6	16-2	+14	6-5	+1	16-0/9-0	24/2
vs. Wisconsin	30-24	+6	11-20	-9	12-9	+3	11-2	+9	19-23	-4	7-0/11-0	4/22
vs. Northern Arizona	28-26	+2	28-10	+18	10-2	+8	10-6	+4	27-24	+3	15-0/5-0	37/4
vs. Oregon	27-22	+5	17-9	+9	19-8	+11	6-0	+6	25-16	+9	13-0/8-0	21/8
Weber State	42-22	+20	14-9	+6	15-11	+4	10-2	+8	34-20	+14	8-0/10-0	34/3
at Utah	12-20	-8	8-2	+6	12-6	+6	2-0	+2	21-9	+12	10-0/5-0	22/4
Baylor	41-24	+17	20-26	-6	24-12	+12	11-2	+9	27-19	+8	11-0/6-0	13/9
Buffalo	28-34	-6	20-21	-1	17-9	+8	14-0	+14	31-15	+16	8-0/9-0	21/11
UC Santa Barbara	34-37	-3	18-19	-1	4-9	-5	8-3	+5	4-9	-5	9-0/7-0	15/5
Cal State San Marcos	46-24	+22	28-9	+19	12-6	+6	14-6	+8	20-17	+3	10-0/7-0	28/--
at Saint Mary's	33-32	+1	18-22	-4	18-13	+5	11-8	+3	15-13	+2	7-0/13-0	3/22
San Diego	32-14	+18	16-7	+9	9-10	-1	13-0	+13	21-29	-8	13-0/5-0	36/2
at Loyola Marymount												
San Francisco												
Santa Clara												
at San Diego												
Loyola Marymount												
at Pepperdine												
at Virginia Tech												
Saint Mary's												
Gonzaga												
at Portland												
Pepperdine												
at San Francisco												
at Santa Clara												
Gonzaga												
Portland												
SEASON TOTALS	501-385	+116	280-200	+80	220-132	+88	146-37	+109	359-258	+101		
TIMES LED, RECORD (W/L/T)	9-4/3-0/0-0		10-0/2-4/0-0		10-3/2-1/0-0		12-3/0-0/0-1		10-2/2-2/0-0			





2011-12 WCC STANDINGS (AS OF 1/2/12)

	WCC	Pct	Overall
Saint Mary's	2-0	1.000	13-2
Gonzaga	1-0	1.000	11-2
Loyola Marymount	1-0	1.000	8-6
BYU	1-1	.500	12-4
Pepperdine	1-1	.500	7-6
San Diego	0-1	.000	5-8
Portland	0-1	.000	3-11
San Francisco	0-2	.000	9-6
Santa Clara	0-0	.000	8-5

2011-12 WCC PLAYERS OF THE WEEK

Nov. 14	Ashley Hamilton, Loyola Marymount
Nov. 21	Kevin Pangos, Gonzaga
Nov. 28	Evan Roquemore, Santa Clara
Dec. 5	Noah Hartsock, BYU
Dec. 12	Angelo Caloiaro, San Francisco
Dec. 19	Elias Harris, Gonzaga
Dec. 26	Kevin Pangos, Gonzaga
Jan. 2	Brandon Davies, BYU

PRESEASON WCC MEDIA POLL

School (First-place votes)	Points
1. Gonzaga University (7)	63
2. Saint Mary's College (1)	56
3. Brigham Young University (1)	52
4. University of San Francisco	42
5. Santa Clara University	35
6. Loyola Marymount University	27
7. University of Portland	25
8. Pepperdine University	13
9. University of San Diego	11

PRESEASON ALL-WCC

Player	School	Yr.	Pos.
Brandon Davies	BYU	Jr.	F
Matthew Dellavedova	Saint Mary's	Jr.	G
Kevin Foster	Santa Clara	RS-Jr.	G
Rashad Green	San Francisco	Sr.	G
Elias Harris	Gonzaga	Jr.	F
Rob Jones	Saint Mary's	RS-Sr.	F
Nemanja Mitrovic	Portland	Sr.	G
Robert Sacre	Gonzaga	RS-Sr.	C
Drew Viney	Loyola Marymount	RS-Sr.	F
Michael Williams	San Francisco	Jr.	G

Note: Team listed alphabetically

Click/scan to view the WCC men's basketball page on WCCsports.com



TEAM

WCC STATS (1/2/12)	ALL	CONF
Scoring Offense	1st	3rd
Scoring Defense	4th	5th
Scoring Margin	2nd	3rd
FT Percentage	7th	4th
FG Percentage	1st	3rd
FG Percentage Defense	2nd	3rd
3FG Percentage	2nd	4th
3FG Percentage Defense	4th	5th
3-Point FG Made/Game	3rd	4th
Rebounding Offense	1st	2nd
Rebounding Defense	5th	4th
Rebounding Margin	2nd	3rd
Blocked Shots	1st	2nd
Assists	1st	1st
Steals	2nd	3rd
Turnover Margin	1st	3rd
Assist/Turnover Ratio	2nd	3rd
Offensive Rebounds	8th	2nd
Defensive Rebounds	1st	3rd
Defensive Reb Pct	2nd	4th
Offensive Reb Pct	6th	2nd

NCAA STATS (1/2/12)	RANK	ACTUAL
Won-Lost Percentage	164	75.0
Scoring Offense	116	80.3
Scoring Defense	111	64.1
Scoring Margin	17	16.2
Field-Goal Percentage	19	48.9
Field-Goal Pct Defense	68	39.7
3-Point Field Goals/Game	59	7.8
3-Point Field-Goal Pct	37	38.8
Three Pt FG Defense	141	33.1
Free-Throw Percentage	139	69.2
Rebound Margin	32	6.8
Assists Per Game	5	18.6
Assist Turnover Ratio	20	1.34
Blocked Shots Per Game	59	4.8
Steals Per Game	47	8.3
Turnovers Per Game	157	13.9
Turnover Margin	84	1.9
Personal Fouls Per Game	127	17.8

INDIVIDUAL

WCC (1/2/12)	TOP BYU PLAYER - ALL	TOP BYU PLAYER - CONF
Scoring	Noah Hartsock - 2nd	Brandon Davies - 1st
Rebounding	Brandon Davies - 3rd	Brandon Davies - 1st
FG Percentage	Noah Hartsock - 1st	Brandon Davies - 7th
Assists	Anson Winder - 14th	Matt Carlino - T3rd
FT Percentage	Noah Hartsock - 6th	---
Steals	Brandon Davies - 6th	Brandon Davies - 2nd
3FG Percentage	Charles Abouo - 3rd	Craig Cusick - T1st
3FG Made/Game	Brock Zylstra - 10th	Matt Carlino - T4th
Blocked Shots	Noah Hartsock - 1st	Brandon Davies - T3rd
Assist/TO Ratio	---	Anson Winder - T5th
Offensive Rebounds	Brandon Davies - 6th	Brandon Davies - 2nd
Defensive Rebounds	Brandon Davies - 3rd	Brandon Davies - 1st
Minutes Played	Noah Hartsock - 7th	Brandon Davies - T9th

NCAA (1/2/12)	BYU PLAYER - RANK	ACTUAL
Points Per Game	Noah Hartsock - 88	17.1
Field Goal Percentage	Noah Hartsock - 22	58.0
	Brandon Davies - 95	50.0
Free Throw Percentage	Noah Hartsock - 112	82.6
Rebounds Per Game	Brandon Davies - 86	8.1
	Charles Abouo - 232	6.6
Blocked Shots Per Game	Noah Hartsock - 64	1.9
	Brandon Davies - 227	1.1

Click/scan to view the NCAA Division I Men's Basketball statistics



2011-12 NUMERICAL ROSTER

Click/scan to view the BYU men's basketball roster on BYUcougars.com



No.	Name	Pos.	Ht.	Wt.	Yr.	Hometown (Previous School)
0	Brandon Davies	F	6-9	235	Jr.	Provo, Utah (Provo HS)
1	Charles Abouo	G/F	6-5	215	Sr.	Abidjan, Cote d'Ivoire (Brewster Academy)
2	Craig Cusick	G	6-2	185	Jr.	Orem, Utah (Utah)
3	Austin Nelson	G	6-0	160	Fr.	Henderson, Nev. (Coronado HS)
5	Chris Collinsworth	F	6-9	235	So.	Provo, Utah (Provo HS)
10	Matt Carlino	G	6-2	175	Fr.	Scottsdale, Ariz. (Bloomington South HS)
12	Josh Sharp	F	6-7	185	Fr.	Highland, Utah (Utah)
13	Brock Zylstra	G/F	6-6	210	Jr.	La Verne, Calif. (Bonita HS)
14	Nick Martineau	G	6-0	170	Jr.	Fruit Heights, Utah (Davis HS)
15	Jaren Sweeney	G/F	6-5	190	Fr.	Mesa, Ariz. (Mountain View HS)
20	Anson Winder	G	6-3	195	Fr.	Las Vegas, Nev. (Bishop Gorman HS)
21	Stephen Rogers	F	6-8	195	Jr.	Mesa, Ariz. (Mesa CC)
24	Damarcus Harrison	G	6-5	190	Fr.	Greenwood, S.C. (Christ School)
33	Nate Austin	F/C	6-10	215	Fr.	Alpine, Utah (Lone Peak HS)
34	Noah Hartsock	F	6-8	230	Sr.	Bartlesville, Okla. (Bartlesville HS)
42	Ian Harward	F/C	6-10	215	Fr.	Orem, Utah (Orem HS)

Head Coach: Dave Rose, 7th year (Houston, 1983)
 Assistant Coaches: Terry Nashif (BYU, 2005); Tim LaComb (Utah, 2006), Mark Pope (Kentucky, 1996)
 Director of Basketball Operations: Mike Hall (BYU, 2005)
 Team Trainer: Robert Ramos (BYU, 1995)

PRONUNCIATION GUIDE

CHARLES ABOUO a-BOO-oh	ANSON WINDER AN-son WINE-der
MATT CARLINO car-LEE-no	BROCK ZYLSTRA ZIL-stra
DAMARCUS HARRISON duh-MARCUS	TERRY NASHIF NASH-if
IAN HARWARD har-WORD	ROBERT RAMOS RAY-mus
NICK MARTINEAU MART-in-oh	

2011-12 SEASON / CAREER HIGHS				
#	PLAYER	POINTS	REBOUNDS	ASSISTS
0	DAVIES, Brandon Career:	28 at Saint Mary's same	22 vs. San Diego same	4 vs. Longwood, vs. Nevada, vs. San Diego 6 at Air Force (10-11)
1	ABOUO, Charles Career:	22 vs. Nevada 25 vs. Wyoming (10-11)	16 vs. Longwood same	4, five times, last vs. CSUSM 4, six times, last vs. CSUSM
2	CUSICK, Craig Career:	10 at Utah same	3, three times, last at Utah same	8 vs. Weber State same
5	COLLINSWORTH, Chris Career:	— 15 vs. Chicago State	1 vs. BYU-Hawaii 11 at UNLV (07-08)	1 at Utah State 3 four times, last vs. Chicago State (10-11)
10	CARLINO, Matt Career:	22 vs. UC Santa Barbara same	7 vs. Buffalo same	11 vs. Buffalo same
12	SHARP, Josh Career:	5 vs. BYU-Hawaii, vs. PVAMU same	6 vs. BYU-Hawaii, vs. PVAMU same	3 vs. Longwood same
13	ZYLSTRA, Brock Career:	26 vs. Buffalo same	7 vs. Baylor, vs. UC Santa Barbara same	5 vs. UC Santa Barbara same
14	MARTINEAU, Nick Career:	3 vs. Longwood 6 vs. Loyola Marymount (07-08)	3 vs. CSUSM same	2 vs. PVAMU, vs. CSUSM 4 vs. Loyola Marymount (07-08)
20	WINDER, Anson Career:	20 vs. Buffalo same	4 vs. Nevada same	9 vs. Northern Arizona same
21	ROGERS, Stephen Career:	18 vs. PVAMU same	6 vs. Northern Arizona 8 vs. UNLV (10-11)	3 at Utah State, vs. Longwood, vs. NAU same
24	HARRISON, Damarcus Career:	11 vs. Longwood same	3 vs. Baylor, vs. CSUSM same	2 vs. BYU-Hawaii, vs. PVAMU, vs. CSUSM same
33	AUSTIN, Nate Career:	15 vs. Weber State same	9 vs. Weber State same	2 at Saint Mary's same
34	HARTSOCK, Noah Career:	23 vs. Oregon same	12 vs. Oregon, vs. Weber State 13 vs. Vermont (10-11)	5 vs. BYU-Hawaii 6 vs. Eastern New Mexico (09-10)



CAREER HIGHLIGHTS

- 171-49 overall record for a BYU record .777 winning percentage
- With 159 victories in his first six seasons is tied for third all-time for best career starts (through six seasons) by wins in NCAA history and second in BYU history for career victories
- Four Mountain West Conference regular season titles, a BYU and MWC record
- Three-time MWC Coach of the Year (2006, 2007, 2011)
- Two-time USBWA District VIII Coach of the Year (2006, 2011)
- Honorable Mention for National Coach of the Year by Scout.com (2006)
- Five-consecutive trips to the NCAA Tournament, a BYU record
- Five-consecutive 25-win seasons, a BYU record
- Holds top two spots for wins in a season in BYU history with 32 in 2010-11 and 30 in 2009-10
- Took BYU to the Sweet 16 in 2011 for the first time since 1981
- Coached Jimmer Fredette, the 2011 Consensus National Player of the Year (received the Wooden Award, Naismith Trophy, Oscar Robertson Trophy and other national awards)
- Naismith Coach of the Year Finalist in 2011
- Finalist for the Clair Bee Award in 2010

COACHING EXPERIENCE

- BYU Head Coach (2005-present)
- BYU Associate Head Coach (2000-2005)
- BYU Assistant Coach (1997-2000)
- Dixie State Head Coach (1990-1997)
- Dixie State Assistant Coach (1987-1990)
- Assistant coach at Pine View High School (1986-87)
- Head coach at Millard High School (1983-86)

SERVICE

- NABC Game Pillar Award for Service in 2008
- 63rd recipient of the Dale Rex Memorial Award
- Honorary Chair of the Children with Cancer Christmas Foundation
- Was the first coach in the state of Utah to participate in the American Cancer Society's nationwide Coaches vs. Cancer campaign
- Lobbied before Congress for more funding for cancer research in September 2010

EDUCATION

- Houston (1983, B.A.)

PLAYING CAREER

- Played baseball and basketball at Dixie State College
- Played for Houston from 1980-83 (played in 1980-81 and 82-82, redshirted in 1981-82)
- Co-Captain on the famous "Phi-Slamma Jamma" team that featured Hakeem Olajuwon and Clyde Drexler
- Helped Houston achieve a No. 1 ranking and reach the national championship game in 1983

MISSION

- Manchester England (1977-79)

PERSONAL/FAMILY

- Wife: Cheryl
- Children: Daughter Chanell and husband Brock Reichner, son Garrett and wife Brooke, daughter Taylor
- Dave and Cheryl Rose have five grandchildren



Click/scan to view Dave Rose's profile on BYUcougars.com



ROSE DIVISION I COACHING LEDGER					
SCHOOL	SEASON	OVERALL	MWC/WCC	MWC/WCC TOURNEY	NCAA/NIT
BYU	2005-06	20-9	12-4	0-1	0-1 NIT
BYU	2006-07	25-9	13-3	2-1	0-1 NCAA
BYU	2007-08	27-8	14-2	2-1	0-1 NCAA
BYU	2008-09	25-8	12-4	1-1	0-1 NCAA
BYU	2009-10	30-6	13-3	1-1	1-1 NCAA
BYU	2010-11	32-5	14-2	2-1	2-1 NCAA
BYU	2011-12	12-4	1-1	—	—
TOTAL		171-49 (.777)	79-19 (.806)	8-6 (.571)	3-6





DAVIES NOTES

Last time Out

- Recorded BYU's first 20-20 outing since the 1974-75 season with 21 points and a career-high 22 rebounds vs. San Diego; also had 4 assists, 2 blocks and 1 steal

In 2011-12

- Has started every game and scored in double figures 11 times
- WCC Player of the Week for Jan. 2, averaging 21 points and 14 boards with two double-doubles
- Three double-doubles this season; vs. Baylor (18 points, 13 rebounds), vs. CSUSM (14 points, 13 rebounds) and vs. San Diego (21 points, 22 rebounds)
- Set career highs with 28 points and 5 steals at Saint Mary's
- Set career-high of 22 rebounds and added 21 points vs. San Diego
- Averages 12.9 points, 8.1 rebounds, 1.9 assists, 1.1 blocks and 1.4 steals
- 50.0 percent FG shooting and 72.1 percent FT shooting
- Named to the All-WCC Preseason team

Other

- Mother is Linda Kathleen Davies and has one brother and one sister
- Also recruited by Utah, Gonzaga, Utah State, Cal Berkeley, Washington State, Penn State and Santa Clara
- Played for Craig Drury at Provo High School where he helped lead the Bulldogs to state titles as a sophomore and junior and a second-place finish as a senior

Click/scan for Davies' bio on BYUcougars.com



0 — BRANDON DAVIES

6-9 • 235 • Junior • Forward
Provo, Utah (Provo HS)

11-12 SEASON HIGHS

Points: 28, at Saint Mary's -- 12/29/11
Points 1st half: 15, at Saint Mary's -- 12/29/11
Points 2nd half: 13 at USU -- 11/11/11, at SMC -- 12/29/11
Rebounds: 22, San Diego -- 12/31/11
Assists: 4, three times, last, San Diego -- 12/31/11
Steals: 5, at Saint Mary's -- 12/29/11
Blocks: 3, Weber State -- 12/7/11
FG made: 11, at Saint Mary's -- 12/29/11
FG attempts: 18, at Saint Mary's -- 12/29/11
3FG made: —
3FG attempts: 1, Baylor -- 12/17/11
FT made: 6, Baylor -- 12/17/11, at Saint Mary's -- 12/29/31
FT attempts: 9 at Utah State -- 11/11/11, Baylor -- 12/17/11

CAREER HIGHS

Points: 28, at Saint Mary's -- 12/29/11
Rebounds: 22, San Diego -- 12/31/11
Assists: 6, at Air Force -- 02/09/11
Steals: 5, at Saint Mary's -- 12/29/11
Blocks: 3, four times, last, Weber State -- 12/7/11
FG made: 11, at Saint Mary's -- 12/29/11
FG attempts: 18, at Saint Mary's -- 12/29/11
3FG made: —
3FG attempts: 1, Utah -- 01/30/10, Baylor -- 12/17/11
FT made: 12, Colorado State -- 02/23/11
FT attempts: 16, Colorado State -- 02/23/11

2011-12 GAME-BY-GAME

Opponent	Date	GS	Min	FG	FGA	Pct	3FG	FGA	Pct	FT	FTA	Pct	Off	Def	TR	Avg	PF	FO	A	TO	Blk	Stl	Pts	Avg	
at Utah State	11/11/11	*	24	4	10	.400	0	0	.000	5	9	.556	2	3	5	5.0	3	0	1	3	1	2	13	13.0	
BYU-HAWAII	11/15/11	*	28	10	13	.769	0	0	.000	5	6	.833	3	6	9	7.0	3	0	3	5	2	1	25	19.0	
LONGWOOD	11/18/11	*	20	1	3	.333	0	0	.000	0	0	.000	2	2	4	6.0	3	0	4	5	0	0	2	13.3	
PRAIRIE VIEW A&M	11/22/11	*	26	4	8	.500	0	0	.000	5	6	.833	3	5	8	6.5	3	0	3	4	2	1	13	13.3	
vs Nevada	11/25/11	*	25	4	8	.500	0	0	.000	2	2	1.000	0	3	3	5.8	5	1	4	0	1	0	10	12.6	
vs Wisconsin	11/26/11	*	30	4	10	.400	0	0	.000	1	1	1.000	0	4	4	5.5	2	0	1	4	0	3	9	12.0	
vs Northern Arizona	11/30/11	*	28	6	9	.667	0	0	.000	2	2	1.000	2	7	9	6.0	1	0	3	0	0	1	14	12.3	
vs Oregon	12/03/11	*	20	2	10	.200	0	0	.000	2	2	1.000	1	4	5	5.9	5	1	2	1	1	0	6	11.5	
WEBER STATE	12/07/11	*	22	5	11	.455	0	0	.000	1	1	1.000	3	6	9	6.2	4	0	0	2	3	1	11	11.4	
at Utah	12/10/11	*	25	1	4	.250	0	0	.000	1	2	.500	3	6	9	6.5	3	0	1	1	1	1	3	10.6	
BAYLOR	12/17/11	*	36	6	15	.400	0	1	.000	6	9	.667	5	8	13	7.1	3	0	1	1	1	1	18	11.3	
BUFFALO	12/20/11	*	22	1	3	.333	0	0	.000	0	2	.000	3	1	4	6.8	3	0	1	0	2	1	2	10.5	
UC SANTA BARBARA	12/22/11	*	32	7	16	.438	0	0	.000	3	3	1.000	2	4	6	6.8	2	0	1	2	0	4	17	11.0	
CS SAN MARCOS	12/27/11	*	26	7	11	.636	0	0	.000	0	0	.000	4	9	13	7.2	1	0	2	2	1	0	14	11.2	
at Saint Mary's (CA)	12/29/11	*	30	11	18	.611	0	0	.000	6	8	.750	3	4	7	7.2	4	0	0	3	1	5	28	12.3	
SAN DIEGO	12/31/11	*	35	8	13	.615	0	0	.000	5	8	.625	6	16	22	8.1	3	0	4	3	2	1	21	12.9	
Totals			16	429	81	162	.500	0	1	.000	44	61	.721	42	88	130	8.1	48	2	31	36	18	22	206	12.9

MISCELLANEOUS

	11-12	Career
Double-Figure Pts:	11 (8-3)	37 (32-5)
20-plus Pts:	3 (2-1)	6 (5-1)
Double-Figure Reb:	3 (2-1)	7 (6-1)
Double-Doubles:	3 (2-1)	7 (6-1)
3-plus Steals:	3 (2-1)	4 (3-1)
3-plus Blocks:	1 (1-0)	4 (4-0)
3-plus 3-point FGs:	0 (0-0)	0 (0-0)
Scoring Leader:	4 (2-2)	5 (3-2)
Rebound Leader:	8 (7-1)	22 (19-3)
Assist Leader:	1 (1-0)	3 (3-0)


CAREER STATISTICS (ALL GAMES)

Year	GP	GS	Min	Avg	FG	FGA	Pct	3FG	FGA	Pct	FT	FTA	Pct	Off	Def	TR	Avg	PF	FO	A	TO	Blk	Stl	Pts	Avg
2009-10	35	1	474	13.5	69	128	.539	0	1	.000	50	88	.568	30	74	104	3.0	91	1	9	47	14	13	188	5.4
2010-11	29	26	721	24.9	115	219	.525	0	0	.000	93	138	.674	63	117	180	6.2	90	4	43	44	27	20	323	11.1
2011-12	16	16	429	26.8	81	162	.500	0	1	.000	44	61	.721	42	88	130	8.1	48	2	31	36	18	22	206	12.9
TOTAL	80	43	1624	20.3	265	509	.521	0	2	.000	187	287	.652	135	279	414	5.2	229	7	83	127	59	55	717	9.0

CAREER STATISTICS (CONFERENCE GAMES)

Year	GP	GS	Min	Avg	FG	FGA	Pct	3FG	FGA	Pct	FT	FTA	Pct	Off	Def	TR	Avg	PF	FO	A	TO	Blk	Stl	Pts	Avg
2009-10	15	0	187	12.5	29	63	.460	0	1	.000	22	41	.537	13	35	48	3.2	35	0	3	21	5	6	80	5.3
2010-11	14	14	395	28.2	54	111	.486	0	0	.000	51	74	.689	30	72	102	7.3	46	2	29	25	16	13	159	11.4
2011-12	2	2	65	32.5	19	31	.613	0	0	.000	11	16	.688	9	20	29	14.5	7	0	4	6	3	6	49	24.5
TOTAL	31	16	647	20.9	102	205	.498	0	1	.000	84	131	.641	52	127	179	5.8	88	2	36	52	24	25	288	9.3





1 — CHARLES ABOUO
 6-5 • 215 • Senior • Guard/Forward
 Abidjan, Cote d'Ivoire (Brewster Academy)

ABOUO NOTES

Last time Out

- Scored 15 points and had 4 rebounds, 3 assists and 1 steal vs. San Diego

In 2011-12

- Has started every game and scored in double figures nine times
- Averages 11.9 points, 6.6 rebounds, 2.4 assists and 1.1 steals
- Narrowly missed a double-double vs. Baylor (17 points, 9 rebounds)
- Posted 19 points on 6 of 9 shooting and added a career-best 16 rebounds, 4 assists and 2 blocks against Longwood
- Scored a season-high 22 points, tied a career high with four 3s and added 8 boards, 4 assists and 3 steals against Nevada
- 46.6 percent FG shooting and 45.1 percent 3-point FG shooting

Other

- Parents are Ernest and Yvonne Abouo
- Played for the Utah Pump and Run AAU team with BYU players Chris Collinworth and Nick Martineau
- Also recruited by San Diego State, Wichita State, Utah State, Loyola, Montana, Tulsa and Virginia Commonwealth
- Played for the Cote d'Ivoire Senior National Team during the summers of 2009 and 2010
- Played in the 2010 World Championships in Turkey with the Cote d'Ivoire National Team.
- Helped Brewster Academy (Wolfeboro, N.H.) set a school record with a 31-4 overall record in 2007-08

Click scan for Abouo's bio on BYUcougars.com



11-12 SEASON HIGHS

Points: 22, vs Nevada -- 11/25/11
 Points 1st half: 7, four times, last, at SMC -- 12/29/11
 Points 2nd half: 16 vs Nevada -- 11/25/11
 Rebounds: 16, Longwood -- 11/18/11
 Assists: 4, five times, last, CSUSM -- 12/27/11
 Steals: 3, BYU-Hawaii -- 11/15/11, vs. Nevada -- 11/25/11
 Blocks: 2 Longwood -- 11/18/11
 FG made: 8 vs. Nevada -- 11/25/11
 FG attempts: 15, vs. Oregon -- 12/3/11
 3FG made: 4 vs. Nevada -- 11/25/11
 3FG attempts: 6, vs. Oregon -- 12/3/11
 FT made: 9, UCSB -- 12/22/11
 FT attempts: 10, San Diego -- 12/31/11

CAREER HIGHS

Points: 25, Wyoming -- 03/05/11
 Rebounds: 16, Longwood -- 11/18/11
 Assists: 4, six times, last, CSUSM -- 12/27/11
 Steals: 3, three times, last, vs. Nevada -- 11/25/11
 Blocks: 2, Colorado State -- 02/23/11; Longwood -- 11/18/11
 FG made: 9, Wyoming -- 03/05/11
 FG attempts: 15, vs. Oregon -- 12/3/11
 3FG made: 4, at SDSU -- 02/26/11; vs. Nevada -- 11-25-11
 3FG attempts: 6, Utah State -- 11/17/10, vs. Oregon -- 12/3/11
 FT made: 9, UCSB -- 12/22/11
 FT attempts: 10, vs. Arizona -- 12/11/10, San Diego -- 12/31/11

2011-12 GAME-BY-GAME

Opponent	Date	GS	Min	FG	FGA	Pct	3FG	FGA	Pct	FT	FTA	Pct	Off	Def	TR	Avg	PF	FO	A	TO	Blk	Stl	Pts	Avg	
at Utah State	11/11/11	*	36	4	6	.667	3	5	.600	5	7	.714	3	3	6	6.0	4	0	3	3	0	0	16	16.0	
BYU-HAWAII	11/15/11	*	20	1	4	.250	0	0	.000	2	5	.400	0	6	6	6.0	4	0	3	4	0	3	4	10.0	
LONGWOOD	11/18/11	*	27	6	9	.667	2	3	.667	5	8	.625	5	11	16	9.3	0	0	4	1	2	0	19	13.0	
PRAIRIE VIEW A&M	11/22/11	*	24	4	6	.667	2	3	.667	3	5	.600	2	5	7	8.8	0	0	3	1	0	2	13	13.0	
vs Nevada	11/25/11	*	38	8	12	.667	4	5	.800	2	2	1.000	2	6	8	8.6	2	0	4	5	0	3	22	14.8	
vs Wisconsin	11/26/11	*	34	2	6	.333	0	2	.000	2	2	1.000	1	3	4	7.8	3	0	2	4	1	0	6	13.3	
vs Northern Arizona	11/30/11	*	14	3	8	.375	1	3	.333	2	2	1.000	0	3	3	7.1	2	0	1	2	0	1	9	12.7	
vs Oregon	12/03/11	*	31	3	15	.200	2	6	.333	0	0	.000	5	7	12	7.8	2	0	3	1	0	1	8	12.1	
WEBER STATE	12/07/11	*	23	6	10	.600	3	4	.750	0	1	.000	0	4	4	7.3	2	0	4	0	0	2	15	12.4	
at Utah	12/10/11	*	25	4	6	.667	1	2	.500	2	2	1.000	2	4	6	7.2	3	0	0	2	1	1	11	12.3	
BAYLOR	12/17/11	*	22	7	10	.700	1	4	.250	2	2	1.000	6	3	9	7.4	4	0	2	5	1	0	17	12.7	
BUFFALO	12/20/11	*	24	3	10	.300	1	3	.333	1	2	.500	2	4	6	7.3	4	0	4	4	0	2	8	12.3	
UC SANTA BARBARA	12/22/11	*	26	3	7	.429	1	1	1.000	9	9	1.000	2	4	6	7.2	4	0	2	2	0	2	16	12.6	
CS SAN MARCOS	12/27/11	*	21	1	7	.143	0	4	.000	1	4	.250	3	2	5	7.0	2	0	4	2	0	0	3	11.9	
at Saint Mary's (CA)	12/29/11	*	20	4	9	.444	1	2	.500	0	1	.000	2	2	4	6.8	4	0	0	2	0	0	9	11.7	
SAN DIEGO	12/31/11	*	30	3	8	.375	1	4	.250	8	10	.800	1	3	4	6.6	2	0	3	1	0	1	15	11.9	
Totals			16	415	62	133	.466	23	51	.451	44	62	.710	36	70	106	6.6	42	0	42	39	5	18	191	11.9

MISCELLANEOUS

	10-11	Career
Double-Figure Pts:	9 (7-2)	23 (20-3)
20-plus Pts:	0 (0-0)	3 (3-0)
Double-Figure Reb:	2 (2-0)	4 (4-0)
Double-Doubles:	1 (1-0)	2 (2-0)
3-plus Steals:	2 (2-0)	3 (3-0)
3-plus Blocks:	0 (0-0)	0 (0-0)
3-plus 3-point FGs:	3 (2-1)	5 (4-1)
Scoring Leader:	2 (2-0)	2 (2-0)
Rebound Leader:	3 (2-1)	12 (11-1)
Assist Leader:	2 (2-0)	3 (3-0)

CAREER STATISTICS (ALL GAMES)

Year	GP	GS	Min	Avg	FG	FGA	Pct	3FG	FGA	Pct	FT	FTA	Pct	Off	Def	TR	Avg	PF	FO	A	TO	Blk	Stl	Pts	Avg
2008-09	33	1	354	10.7	30	75	.400	9	21	.429	27	42	.643	13	49	62	1.9	33	1	13	22	3	9	96	2.9
2009-10	36	2	464	12.9	57	122	.467	11	27	.407	39	55	.709	40	70	110	3.1	56	1	31	29	9	19	164	4.6
2010-11	37	22	772	20.9	88	212	.415	24	83	.289	68	90	.756	52	127	179	4.8	83	2	30	40	11	29	268	7.2
2011-12	16	16	415	25.9	62	133	.466	23	51	.451	44	62	.710	36	70	106	6.6	42	0	42	39	5	18	191	11.9
TOTAL	122	41	2005	16.4	237	542	.437	67	182	.368	178	249	.715	141	316	457	3.7	214	4	116	130	28	75	719	5.9

CAREER STATISTICS (CONFERENCE GAMES)

Year	GP	GS	Min	Avg	FG	FGA	Pct	3FG	FGA	Pct	FT	FTA	Pct	Off	Def	TR	Avg	PF	FO	A	TO	Blk	Stl	Pts	Avg
2008-09	16	1	137	8.6	14	34	.412	5	10	.500	5	11	.455	4	16	20	1.3	14	0	3	7	1	2	38	2.4
2009-10	16	0	220	13.8	31	61	.508	5	13	.385	14	19	.737	21	38	59	3.7	25	0	17	10	5	10	81	5.1
2010-11	16	7	333	20.8	46	96	.479	14	36	.389	29	40	.725	19	49	68	4.3	40	0	8	13	5	15	135	8.4
2011-12	2	2	50	25.0	7	17	.412	2	6	.333	8	11	.727	3	5	8	4.0	6	0	3	3	0	1	24	12.0
TOTAL	50	10	740	14.8	98	208	.471	26	65	.400	56	81	.691	47	108	155	3.1	85	0	31	33	11	28	278	5.6





2 — CRAIG CUSICK
6-2 • 185 • Junior • Guard
Orem, Utah (Utah)

CUSICK NOTES

Last time Out

- Drained one 3-pointer and had 3 assists, 1 rebound and 1 steal vs. San Diego

In 2011-12

- Has played in every game of the season and started three
- Averages 2.8 points, 1.2 rebounds and 2.4 assists
- Scored career-high 10 points at Utah with two 3-pointers
- Career-high 8 assists vs. Weber State and followed up with 6 at Utah
- Hit first 3-pointer of career vs. BYU-Hawaii

Other

- A member of the BYU practice squad in 2010-11
- Parents are Randy and Debbie Cusick
- Named first-team all-state by the Salt Lake Tribune as a junior and senior
- Named first-team all-state by the Deseret News as a senior and second team as a junior
- Leading scorer in 4A and 5A in 2005-06
- Averaged 22 points, 6.5 rebounds and 5 assists per game as a senior
- Orem High School's all-time leading scorer
- Led Orem to the state tournament semifinals in 2005 and 2006

Click/scan for Cusick's bio on BYUcougars.com



11-12 SEASON/CAREER HIGHS

Points: 10, at Utah – 12/10/11
 Points 1st half: 5, BYU-Hawaii – 11/15/11
 Points 2nd half: 7, at Utah – 12/10/11
 Rebounds: 3, three times, last, at Utah – 12/10/11
 Assists: 8, Weber State – 12/7/11
 Steals: 1, eight times, last, at Saint Mary's – 12/29/11
 Blocks: —
 FG made: 2, four times, last, at Saint Mary's – 12/29/11
 FG attempts: 5, BYU-Hawaii – 11/15/11, at Utah – 12/10/11
 3FG made: 2, at Utah – 12/10/11
 3FG attempts: 4, BYU-Hawaii – 11/15/11, at Utah – 12/10/11
 FT made: 4, at Utah – 12/10/11
 FT attempts: 5, at Utah – 12/10/11

2011-12 GAME-BY-GAME

Opponent	Date	GS	Min	FG	FGA	Pct	3FG	FGA	Pct	FT	FTA	Pct	Off	Def	TR	Avg	PF	FO	A	TO	Blk	Stl	Pts	Avg	
at Utah State	11/11/11	9	0	0	.000	0	0	.000	2	2	1.000	0	0	0	0	1	0	1	0	0	1	2	2.0		
BYU-HAWAII	11/15/11	23	2	5	.400	1	4	.250	1	2	.500	0	3	3	1.5	1	0	0	0	0	1	6	4.0		
LONGWOOD	11/18/11	* 16	1	3	.333	1	3	.333	0	0	.000	0	2	2	1.7	3	0	1	0	0	0	3	3.7		
PRAIRIE VIEW A&M	11/22/11	* 19	1	2	.500	1	2	.500	0	0	.000	0	3	3	2.0	0	2	0	0	0	0	3	3.5		
vs Nevada	11/25/11	2	0	0	.000	0	0	.000	0	1	.000	0	0	0	1.6	0	0	0	0	0	1	0	2.8		
vs Wisconsin	11/26/11	20	1	1	1.000	0	0	.000	0	0	.000	1	0	1	1.5	3	0	4	1	0	1	2	2.7		
vs Northern Arizona	11/30/11	13	1	3	.333	0	2	.000	0	0	.000	0	1	1	1.4	0	2	2	0	1	2	2	2.6		
vs Oregon	12/03/11	3	0	0	.000	0	0	.000	0	0	.000	0	1	1	1.4	0	0	0	0	0	0	0	2.3		
WEBER STATE	12/07/11	21	0	1	.000	0	0	.000	0	0	.000	0	2	2	1.4	4	0	8	0	0	1	0	2.0		
at Utah	12/10/11	28	2	5	.400	2	4	.500	4	5	.800	0	3	3	1.6	3	0	6	2	0	0	10	2.8		
BAYLOR	12/17/11	* 18	1	3	.333	0	2	.000	0	0	.000	0	0	0	1.5	1	0	4	1	0	0	2	2.7		
BUFFALO	12/20/11	13	0	1	.000	0	1	.000	0	0	.000	0	0	0	1.3	1	0	3	1	0	0	0	2.5		
UC SANTA BARBARA	12/22/11	8	0	0	.000	0	0	.000	1	2	.500	0	0	0	1.2	0	0	0	1	0	0	1	2.4		
CS SAN MARCOS	12/27/11	15	2	3	.667	0	1	.000	1	1	1.000	0	1	1	1.2	0	0	1	1	0	1	5	2.6		
at Saint Mary's (CA)	12/29/11	15	2	2	1.000	1	1	1.000	0	0	.000	0	1	1	1.2	4	0	3	1	0	1	5	2.7		
SAN DIEGO	12/31/11	19	1	1	1.000	1	1	1.000	0	0	.000	0	1	1	1.2	0	0	3	1	0	1	3	2.8		
Totals			3	242	14	30	.467	7	21	.333	9	13	.692	1	18	19	1.2	21	0	38	11	0	9	44	2.8

MISCELLANEOUS

	11-12	Career
Double-Figure Pts:	1 (1-0)	1 (1-0)
20-plus Pts:	0 (0-0)	0 (0-0)
Double-Figure Reb:	0 (0-0)	0 (0-0)
Double-Doubles:	0 (0-0)	0 (0-0)
3-plus Steals:	0 (0-0)	0 (0-0)
3-plus Blocks:	0 (0-0)	0 (0-0)
3-plus 3-point FGs:	0 (0-0)	0 (0-0)
Scoring Leader:	0 (0-0)	0 (0-0)
Rebound Leader:	0 (0-0)	0 (0-0)
Assist Leader:	4 (2-2)	4 (2-2)

CAREER STATISTICS (ALL GAMES)																									
Year	GP	GS	Min	Avg	FG	FGA	Pct	3FG	FGA	Pct	FT	FTA	Pct	Off	Def	TR	Avg	PF	FO	A	TO	Blk	Stl	Pts	Avg
2011-12	16	3	242	15.1	14	30	.467	7	21	.333	9	13	.692	1	18	19	1.2	21	0	38	11	0	9	44	2.8
TOTAL	16	3	242	15.1	14	30	.467	7	21	.333	9	13	.692	1	18	19	1.2	21	0	38	11	0	9	44	2.8

CAREER STATISTICS (CONFERENCE GAMES)																									
Year	GP	GS	Min	Avg	FG	FGA	Pct	3FG	FGA	Pct	FT	FTA	Pct	Off	Def	TR	Avg	PF	FO	A	TO	Blk	Stl	Pts	Avg
2011-12	2	0	34	17.0	3	3	1.000	2	2	1.000	0	0	.000	0	2	2	1.0	4	0	6	2	0	2	8	4.0
TOTAL	2	0	34	17.0	3	3	1.000	2	2	1.000	0	0	.000	0	2	2	1.0	4	0	6	2	0	2	8	4.0





COLLINSWORTH NOTES

Click/scan for Collinsworth's bio on BYUcougars.com



Last time Out

- Did not play vs. San Diego

In 2011-12

- Played in first two games of 2011-12 season
- Is currently out with a knee injury

Other

- Parents are Jeff and Alisa and has two sisters and two brothers, brother Kyle played as a freshman for BYU in 2010-11 and is currently serving a mission in Russia
- Served a mission for The Church of Jesus Christ of Latter-day Saints in Australia
- Named the 2007 Gatorade Utah Boys' Basketball Player of the Year and helped Provo win the state title with 27 points in the title game
- As a senior was first-team all-state and received Deseret News 4A and All-Valley MVP honors
- Averaged 16.6 points and 12 rebounds per game despite playing most of the season with a fracture in his right index finger
- Averaged 14.1 points, 6.5 rebounds and 3.3 assists per game to go along with 38 steals and 28 blocks as a junior

5 — CHRIS COLLINSWORTH

6-9 • 235 • Sophomore • Forward
Provo, Utah (Provo HS)

11-12 SEASON HIGHS

Points: —
Points 1st half: —
Points 2nd half: —
Rebounds: 1, BYU-Hawaii – 11/15/11
Assists: 1 at Utah State – 11/11/11
Steals: —
Blocks: 1, BYU-Hawaii – 11/15/11
FG made: —
FG attempts: 1 at Utah State – 11/11/11
3FG made: —
3FG attempts: 1 at Utah State – 11/11/11
FT made: —
FT attempts: —

2011-12 GAME-BY-GAME

Opponent	Date	GS	Min	FG	FGA	Pct	3FG	FGA	Pct	FT	FTA	Pct	Off	Def	TR	Avg	PF	FO	A	TO	Blk	Stl	Pts	Avg
at Utah State	11/11/11	5	0	1	.000	0	1	.000	0	0	0	.000	0	0	0	0.0	3	0	1	2	0	0	0	0.0
BYU-HAWAII	11/15/11	7	0	1	.000	0	0	.000	0	0	0	.000	0	1	1	0.5	0	0	0	1	1	0	0	0.0
LONGWOOD	11/18/11	DNP																						
PRAIRIE VIEW A&M	11/22/11	DNP																						
vs. Nevada	11/25/11	DNP																						
vs. Wisconsin	11/26/11	DNP																						
vs. Northern Arizona	11/30/11	DNP																						
vs. Oregon	12/03/11	DNP																						
WEBER STATE	12/07/11	DNP																						
at Utah	12/10/11	DNP																						
BAYLOR	12/17/11	DNP																						
BUFFALO	12/20/11	DNP																						
UC SANTA BARBARA	12/22/11	DNP																						
CS SAN MARCOS	12/27/11	DNP																						
at Saint Mary's (CA)	12/29/11	DNP																						
SAN DIEGO	12/31/11	DNP																						
Totals		0	12	0	2	.000	0	1	.000	0	0	.000	0	1	1	0.5	3	0	1	3	1	0	0	0.0

CAREER HIGHS

Points: 15, Chicago State – 11/20/10
Rebounds: 11, at UNLV – 01/15/08
Assists: 3, 4 times
Steals: 2, twice, last vs. Chicago State – 11/20/10
Blocks: 2, 3 times, last vs Colorado State – 03/13/08
FG made: 5, Chicago State – 11/20/10
FG attempts: 8, Chicago State – 11/20/10
3FG made: 1, 7 times
3FG attempts: 3, 4 times
FT made: 7, at Weber State – 12/21/10
FT attempts: 8, at Weber State – 12/21/10

MISCELLANEOUS

	10-11	Career
Double-Figure Pts:	0 (0-0)	4 (4-0)
20-plus Pts:	0 (0-0)	0 (0-0)
Double-Figure Reb:	0 (0-0)	3 (2-1)
Double-Doubles:	0 (0-0)	1 (1-0)
3-plus Steals:	0 (0-0)	0 (0-0)
3-plus Blocks:	0 (0-0)	0 (0-0)
3-plus 3-point FGs:	0 (0-0)	1 (1-0)
Scoring Leader:	0 (0-0)	0 (0-0)
Rebound Leader:	0 (0-0)	11 (8-3)
Assist Leader:	0 (0-0)	1 (0-1)


CAREER STATISTICS (ALL GAMES)

Year	GP	GS	Min	Avg	FG	FGA	Pct	3FG	FGA	Pct	FT	FTA	Pct	Off	Def	TR	Avg	PF	FO	A	TO	Blk	Stl	Pts	Avg
2007-08	35	6	557	15.9	42	112	.375	6	33	.182	22	51	.431	47	122	169	4.8	53	0	19	32	14	9	112	3.2
2010-11	9	4	147	16.3	16	39	.410	1	8	.125	20	27	.741	16	34	50	5.6	16	1	12	8	0	4	53	5.9
2011-12	2	0	12	6.0	0	2	.000	0	1	.000	0	0	.000	0	1	1	0.5	3	0	1	3	1	0	0	0.0
TOTAL	46	10	716	15.6	58	153	.379	7	42	.167	42	78	.538	63	157	220	4.8	72	1	32	43	15	13	165	3.6

CAREER STATISTICS (CONFERENCE GAMES)

Year	GP	GS	Min	Avg	FG	FGA	Pct	3FG	FGA	Pct	FT	FTA	Pct	Off	Def	TR	Avg	PF	FO	A	TO	Blk	Stl	Pts	Avg
2007-08	16	1	242	15.1	20	57	.351	3	15	.200	7	20	.350	23	61	84	5.3	19	0	6	9	5	4	50	3.1
TOTAL	16	1	242	15.1	20	57	.351	3	15	.200	7	20	.350	23	61	84	5.3	19	0	6	9	5	4	50	3.1





10 — MATT CARLINO
 6-2 • 175 • Freshman • Guard
 Scottsdale, Ariz. (Bloomington South HS)

CARLINO NOTES

Last time Out

- Had 8 points, 6 rebounds, 3 assists, 3 steals and 1 block vs. San Diego

In 2011-12

- Averaging 15 points, 3.7 rebounds, 4.7 assists and 2.0 steals
- Scored in double figures in 5 of 6 games played
- Shooting 48.5 percent from the field and 51.5 percent from three
- Scored 22 points and added 6 assists, 1 block and 2 steals vs. UC Santa Barbara
- Posted a double-double vs. Buffalo with 10 points and 11 assists and added 7 rebounds and 3 steals
- Played in first collegiate game vs. Baylor and scored 18 points on 7 of 14 shooting, 4 of 8 from three

Other

- Redshirted at BYU in 2010-11 after transferring from UCLA
- Parents are Mark and Brett Carlino
- Has one younger sister, Cate, and one younger brother, Jack
- Father, Mark, played basketball at Arizona State and uncle Brock Brunkhorst played basketball at Arizona
- Lists former Utah Jazz great, John Stockton, and New York Yankees' closer Mariano Rivera as his sports heroes
- Led Bloomington South to a 23-1 record while averaging 13.4 points, 5.9 rebounds and 4.3 assists per game
- Led Bloomington South to the 4A State Regional Finals and a No. 1 ranking for much of the season

Click/scan for Carlino's bio on BYUcougars.com



11-12 SEASON/CAREER HIGHS

Points: 22, UCSB – 12/22/11
 Points 1st half: 10, UCSB – 12/22/11
 Points 2nd half: 16, CSUSM – 12/27/11
 Rebounds: 7, Buffalo – 12/20/11
 Assists: 11, Buffalo – 12/20/11
 Steals: 3, three times, last, San Diego – 12/31/11
 Blocks: 1, three times, last, San Diego – 12/31/11
 FG made: 8, UCSB – 12/22/11
 FG attempts: 15, at Saint Mary's – 12/29/11
 3FG made: 4, Baylor – 12/17/11
 3FG attempts: 8, Baylor – 12/17/11
 FT made: 4, CSUSM – 12/27/11
 FT attempts: 5, UCSB – 12/22/11

2011-12 GAME-BY-GAME

Opponent	Date	GS	Min	FG	FGA	Pct	3FG	FGA	Pct	FT	FTA	Pct	Off	Def	TR	Avg	PF	FO	A	TO	Blk	Stl	Pts	Avg	
at Utah State	11/11/11		DNP																						
BYU-HAWAII	11/15/11		DNP																						
LONGWOOD	11/18/11		DNP																						
PRAIRIE VIEW A&M	11/22/11		DNP																						
vs. Nevada	11/25/11		DNP																						
vs. Wisconsin	11/26/11		DNP																						
vs. Northern Arizona	11/30/11		DNP																						
vs. Oregon	12/03/11		DNP																						
WEBER STATE	12/07/11		DNP																						
at Utah	12/10/11		DNP																						
BAYLOR	12/17/11		24	7	14	.500	4	8	.500	0	0	.000	0	1	1	1.0	4	0	2	4	1	1	18	18.0	
BUFFALO	12/20/11	*	29	3	9	.333	2	5	.400	2	2	1.000	1	6	7	4.0	3	0	11	5	0	3	10	14.0	
UC SANTA BARBARA	12/22/11	*	32	8	14	.571	3	5	.600	3	5	.600	0	2	2	3.3	1	0	6	3	1	2	22	16.7	
CS SAN MARCOS	12/27/11	*	21	6	7	.857	3	4	.750	4	4	1.000	0	2	2	3.0	2	0	0	2	0	3	19	17.3	
at Saint Mary's (CA)	12/29/11	*	27	5	15	.333	3	6	.500	0	0	.000	1	3	4	3.2	4	0	6	3	0	0	13	16.4	
SAN DIEGO	12/31/11	*	20	3	7	.429	2	5	.400	0	0	.000	0	6	6	3.7	5	1	3	2	1	3	8	15.0	
Totals			5	153	32	66	.485	17	33	.515	9	11	.818	2	20	22	3.7	19	1	28	19	3	12	90	15.0


MISCELLANEOUS

	11-12	Career
Double-Figure Pts:	5 (3-2)	5 (3-2)
20-plus Pts:	1 (1-0)	1 (1-0)
Double-Figure Reb:	0 (0-0)	0 (0-0)
Double-Doubles:	1 (1-0)	1 (1-0)
3-plus Steals:	2 (2-0)	2 (2-0)
3-plus Blocks:	0 (0-0)	0 (0-0)
3-plus 3-point FGs:	4 (2-2)	4 (2-2)
Scoring Leader:	2 (1-1)	2 (1-1)
Rebound Leader:	0 (0-0)	0 (0-0)
Assist Leader:	3 (2-1)	3 (2-1)

CAREER STATISTICS (ALL GAMES)																									
Year	GP	GS	Min	Avg	FG	FGA	Pct	3FG	FGA	Pct	FT	FTA	Pct	Off	Def	TR	Avg	PF	FO	A	TO	Blk	Stl	Pts	Avg
2011-12	6	5	153	25.5	32	66	.485	17	33	.515	9	11	.818	2	20	22	3.7	19	1	28	19	3	12	90	15.0
TOTAL	6	5	153	25.5	32	66	.485	17	33	.515	9	11	.818	2	20	22	3.7	19	1	28	19	3	12	90	15.0

CAREER STATISTICS (CONFERENCE GAMES)																									
Year	GP	GS	Min	Avg	FG	FGA	Pct	3FG	FGA	Pct	FT	FTA	Pct	Off	Def	TR	Avg	PF	FO	A	TO	Blk	Stl	Pts	Avg
2011-12	2	2	47	23.5	8	22	.364	5	11	.455	0	0	.000	1	9	10	5.0	9	1	9	5	1	3	21	10.5
TOTAL	2	2	47	23.5	8	22	.364	5	11	.455	0	0	.000	1	9	10	5.0	9	1	9	5	1	3	21	10.5





12 — JOSH SHARP
 6-7 • 185 • Freshman • Forward
 Highland, Utah (Utah)

SHARP NOTES

Last time Out

- Played 5 minutes vs. San Diego and collected 2 rebounds, 1 assist, 1 block and 1 steal

In 2011-12

- Has played in 14 of 16 games this year
- Has had at least 1 offensive rebound in nine games
- Averages 1.8 points and 2.1 rebounds
- Knocked down first career 3-pointer vs. Prairie View A&M
- 50.0 percent FG shooting

Other

- Parents are Joe and Debbie Sharp
- Served a mission for The Church of Jesus Christ of Latter-day Saints in Houston
- Played for Quincy Lewis at Lone Peak High School
- Helped the Knights to back-to-back state titles in 2007-08
- Named first-team all-state by the Deseret News and Salt Lake Tribune
- A team captain as a senior
- Averaged 13.5 points and 6.3 rebounds as a senior
- Redshirted the 2008-09 season at Utah

Click/scan for Sharp's bio on BYUcougars.com



11-12 SEASON/CAREER HIGHS

Points: 5, BYU-Hawaii -- 11/15/11
 Points 1st half: 4, Buffalo -- 12/20/11
 Points 2nd half: 5, BYU-Hawaii -- 11/15/11, PVAMU -- 11/22/11
 Rebounds: 6, BYU-Hawaii -- 11/15/11; PVAMU -- 11/22/11
 Assists: 3, Longwood -- 11/18/11
 Steals: 1, three times, last, San Diego -- 12/31/11
 Blocks: —
 FG made: 2, three times, last, Buffalo -- 12/20/11
 FG attempts: 4, at Utah State -- 11/11/11
 3FG made: 1, Prairie View A&M -- 11/22/11
 3FG attempts: 1, three times, last, Buffalo -- 12/20/11
 FT made: 2, CSUSM -- 12/27/11, at Saint Mary's -- 12/29/11
 FT attempts: 4, CSUSM -- 12/27/11

MISCELLANEOUS

	11-12	Career
Double-Figure Pts:	0 (0-0)	0 (0-0)
20-plus Pts:	0 (0-0)	0 (0-0)
Double-Figure Reb:	0 (0-0)	0 (0-0)
Double-Doubles:	0 (0-0)	0 (0-0)
3-plus Steals:	0 (0-0)	0 (0-0)
3-plus Blocks:	0 (0-0)	0 (0-0)
3-plus 3-point FGs:	0 (0-0)	0 (0-0)
Scoring Leader:	0 (0-0)	0 (0-0)
Rebound Leader:	0 (0-0)	0 (0-0)
Assist Leader:	0 (0-0)	0 (0-0)

2011-12 GAME-BY-GAME

Opponent	Date	GS	Min	FG	FGA	Pct	3FG	FGA	Pct	FT	FTA	Pct	Off	Def	TR	Avg	PF	FO	A	TO	Blk	Stl	Pts	Avg	
at Utah State	11/11/11	15	1	4	.250	0	0	.000	0	0	.000	0	0	0	0	0	0	0	0	0	0	0	2	2.0	
BYU-HAWAII	11/15/11	12	2	3	.667	0	0	.000	1	3	.333	2	4	6	5.0	2	0	1	0	0	0	1	5	3.5	
LONGWOOD	11/18/11	17	0	1	.000	0	0	.000	1	2	.500	1	3	4	4.7	3	0	3	1	0	0	0	1	2.7	
PRAIRIE VIEW A&M	11/22/11	22	2	2	1.000	1	1	1.000	0	0	.000	1	5	6	5.0	2	0	1	1	0	0	0	5	3.3	
vs Nevada	11/25/11	10	0	0	.000	0	0	.000	0	0	.000	0	1	1	4.2	1	0	0	2	0	0	0	0	2.6	
vs Wisconsin	11/26/11	1	0	0	.000	0	0	.000	0	0	.000	1	0	1	3.7	0	0	0	0	0	0	0	0	2.2	
vs Northern Arizona	11/30/11	16	1	2	.500	0	1	.000	0	0	.000	1	0	1	3.3	3	0	2	3	0	0	0	2	2.1	
vs Oregon	12/03/11	2	0	0	.000	0	0	.000	0	0	.000	0	0	0	2.9	1	0	0	1	0	0	0	0	1.9	
WEBER STATE	12/07/11	3	0	0	.000	0	0	.000	0	0	.000	0	0	0	2.6	0	0	0	1	0	0	0	0	1.7	
at Utah	12/10/11																								
at Utah	12/10/11																								
BAYLOR	12/17/11																								
BAYLOR	12/17/11																								
BUFFALO	12/20/11	14	2	3	.667	0	1	.000	0	0	.000	0	0	0	2.3	0	0	1	0	0	0	0	4	1.9	
UC SANTA BARBARA	12/22/11	3	0	0	.000	0	0	.000	0	0	.000	0	0	0	2.1	0	0	0	0	0	0	0	0	1.7	
CS SAN MARCOS	12/27/11	15	1	3	.333	0	1	.000	2	4	.500	2	2	4	2.3	0	0	1	1	0	1	1	4	1.9	
at Saint Mary's (CA)	12/29/11	1	0	0	.000	0	0	.000	2	2	1.000	1	0	1	2.2	0	0	0	0	0	0	0	2	1.9	
SAN DIEGO	12/31/11	5	0	0	.000	0	0	.000	0	0	.000	1	1	2	2.1	0	0	1	1	1	1	1	0	1.8	
Totals			0	136	9	18	.500	1	4	.250	6	11	.545	12	18	30	2.1	14	0	10	11	1	3	25	1.8

CAREER STATISTICS (ALL GAMES)																									
Year	GP	GS	Min	Avg	FG	FGA	Pct	3FG	FGA	Pct	FT	FTA	Pct	Off	Def	TR	Avg	PF	FO	A	TO	Blk	Stl	Pts	Avg
2011-12	14	0	136	9.7	9	18	.500	1	4	.250	6	11	.545	12	18	30	2.1	14	0	10	11	1	3	25	1.8
TOTAL	14	0	136	9.7	9	18	.500	1	4	.250	6	11	.545	12	18	30	2.1	14	0	10	11	1	3	25	1.8

CAREER STATISTICS (CONFERENCE GAMES)																									
Year	GP	GS	Min	Avg	FG	FGA	Pct	3FG	FGA	Pct	FT	FTA	Pct	Off	Def	TR	Avg	PF	FO	A	TO	Blk	Stl	Pts	Avg
2011-12	2	0	6	3.0	0	0	.000	0	0	.000	2	2	1.000	2	1	3	1.5	0	0	1	1	1	1	2	1.0
TOTAL	2	0	6	3.0	0	0	.000	0	0	.000	2	2	1.000	2	1	3	1.5	0	0	1	1	1	1	2	1.0





13 — BROCK ZYLSTRA
 6-6 • 210 • Junior • Guard
 La Verne, Calif. (Bonita HS)

ZYLSTRA NOTES

Last time Out

- Posted 8 points, 6 rebounds and 3 assists vs. San Diego

In 2011-12

- Has started every game this season
- Scored a career-high 26 points against Buffalo to go with 4 assists and 4 steals
- Made a career-high five 3-pointers vs. Northern Arizona
- Averages 8.8 points, 3.8 rebounds, 2.4 assists and 1.1 steals
- Has at least 1 steal in 13 of 16 games
- 46.7 percent FG shooting and 40.3 percent 3pt-FG shooting

Other

- Parents are Dave and Maxine Zylstra
- Wife's name is Sarah and they have a daughter, Sophia
- Served a mission for The Church of Jesus Christ of Latter-day Saints in New Zealand
- Recruited by Yale, Harvard, UC Davis, UC Irvine, UC Santa Barbara and Dartmouth
- Averaged 22 points, 12 rebounds, three steals and one block per game as a senior at Bonita HS
- Named first-team All-CIF as both a junior and a senior
- Selected as the Most Valuable Player of the Miramonte League two straight seasons

Click/scan for Zylstra's bio on BYUcougars.com



11-12 SEASON HIGHS

Points: 26, Buffalo -- 12/20/11
 Points 1st half: 15, vs. Northern Arizona -- 11/30/11
 Points 2nd half: 12, Buffalo -- 12/20/11
 Rebounds: 7, Baylor -- 12/17/11, UCSB -- 12/22/11
 Assists: 5, UCSB -- 12/22/11
 Steals: 4, Buffalo -- 12/20/11
 Blocks: 1, Weber State -- 12/7/11, UCSB, 12/22/11
 FG made: 9, Buffalo -- 12/20/11
 FG attempts: 16, Buffalo -- 12/20/11
 3FG made: 5, vs. Northern Arizona -- 11/30/11
 3FG attempts: 10, Buffalo -- 12/20/11
 FT made: 4, Buffalo -- 12/20/11
 FT attempts: 4, Buffalo -- 12/20/11, UCSB -- 12/22/11

CAREER HIGHS

Points: 26, Buffalo -- 12/20/11
 Rebounds: 7, Baylor -- 12/17/11, UCSB -- 12/22/11
 Assists: 5, UCSB -- 12/22/11
 Steals: 4, Buffalo -- 12/20/11
 Blocks: 1, Weber State -- 12/07/11; Wagner -- 12/17/09
 FG made: 9, Buffalo -- 12/20/11
 FG attempts: 16, Buffalo -- 12/20/11
 3FG made: 5, vs. Northern Arizona -- 11/30/11
 3FG attempts: 10, Buffalo -- 12/20/11
 FT made: 4, Buffalo -- 12/20/11
 FT attempts: Three times, last, UCSB -- 12/22/11

2011-12 GAME-BY-GAME

Opponent	Date	GS	Min	FG	FGA	Pct	3FG	FGA	Pct	FT	FTA	Pct	Off	Def	TR	Avg	PF	FO	A	TO	Blk	Stl	Pts	Avg	
at Utah State	11/11/11	*	31	1	4	.250	0	3	.000	0	0	.000	0	3	3	3.0	3	0	3	5	0	1	2	2.0	
BYU-HAWAII	11/15/11	*	32	3	9	.333	1	4	.250	0	0	.000	3	3	6	4.5	2	0	1	5	0	1	7	4.5	
LONGWOOD	11/18/11	*	18	2	5	.400	2	3	.667	0	0	.000	1	0	1	3.3	1	0	1	0	0	1	6	5.0	
PRAIRIE VIEW A&M	11/22/11	*	14	2	4	.500	2	4	.500	2	2	1.000	1	3	4	3.5	3	0	1	2	0	1	8	5.8	
vs Nevada	11/25/11	*	30	3	7	.429	2	5	.400	0	0	.000	1	1	2	3.2	1	0	2	0	0	1	8	6.2	
vs Wisconsin	11/26/11	*	22	2	7	.286	0	4	.000	0	0	.000	1	4	5	3.5	1	0	0	0	0	1	4	5.8	
vs Northern Arizona	11/30/11	*	26	8	10	.800	5	6	.833	2	2	1.000	1	2	3	3.4	3	0	1	1	0	1	23	8.3	
vs Oregon	12/03/11	*	26	2	6	.333	1	4	.250	2	3	.667	0	0	0	3.0	1	0	3	0	0	2	7	8.1	
WEBER STATE	12/07/11	*	27	6	11	.545	3	5	.600	0	0	.000	0	6	6	3.3	1	0	2	0	1	1	15	8.9	
at Utah	12/10/11	*	28	2	6	.333	2	5	.400	0	0	.000	1	1	2	3.2	1	0	4	1	0	0	6	8.6	
BAYLOR	12/17/11	*	38	1	4	.250	1	2	.500	1	2	.500	0	7	7	3.5	1	0	3	3	0	1	4	8.2	
BUFFALO	12/20/11	*	36	9	16	.563	4	10	.400	4	4	1.000	0	2	2	3.4	1	0	4	2	0	4	26	9.7	
UC SANTA BARBARA	12/22/11	*	32	3	5	.600	2	4	.500	1	4	.250	1	6	7	3.7	3	0	5	4	1	1	9	9.6	
CS SAN MARCOS	12/27/11	*	21	1	2	.500	1	2	.500	0	0	.000	1	3	4	3.7	0	0	2	1	0	2	3	9.1	
at Saint Mary's (CA)	12/29/11	*	32	2	3	.667	0	1	.000	0	1	.000	1	1	2	3.6	4	0	3	1	0	0	4	8.8	
SAN DIEGO	12/31/11	*	28	2	6	.333	1	5	.200	3	4	.750	1	5	6	3.8	2	0	3	1	0	0	8	8.8	
Totals			16	441	49	105	.467	27	67	.403	15	22	.682	13	47	60	3.8	28	0	38	26	2	18	140	8.8

MISCELLANEOUS

	10-11	Career
Double-Figure Pts:	3 (3-0)	4 (4-0)
20-plus Pts:	2 (2-0)	2 (2-0)
Double-Figure Reb:	0 (0-0)	0 (0-0)
Double-Doubles:	0 (0-0)	0 (0-0)
3-plus Steals:	1 (1-0)	1 (1-0)
3-plus Blocks:	0 (0-0)	0 (0-0)
3-plus 3-point FGs:	3 (3-0)	4 (4-0)
Scoring Leader:	2 (2-0)	2 (2-0)
Rebound Leader:	1 (1-0)	1 (1-0)
Assist Leader:	0 (0-0)	0 (0-0)

CAREER STATISTICS (ALL GAMES)

Year	GP	GS	Min	Avg	FG	FGA	Pct	3FG	FGA	Pct	FT	FTA	Pct	Off	Def	TR	Avg	PF	FO	A	TO	Blk	Stl	Pts	Avg
2009-10	20	0	63	3.2	7	18	.389	0	3	.000	5	8	.625	2	11	13	0.7	4	0	2	4	1	1	19	1.0
2010-11	29	0	150	5.2	10	32	.313	6	22	.273	7	12	.583	5	19	24	0.8	13	0	9	4	0	8	33	1.1
2011-12	16	16	441	27.6	49	105	.467	27	67	.403	15	22	.682	13	47	60	3.8	28	0	38	26	2	18	140	8.8
TOTAL	65	16	654	10.1	66	155	.426	33	92	.359	27	42	.643	20	77	97	1.5	45	0	49	34	3	27	192	3.0

CAREER STATISTICS (CONFERENCE GAMES)

Year	GP	GS	Min	Avg	FG	FGA	Pct	3FG	FGA	Pct	FT	FTA	Pct	Off	Def	TR	Avg	PF	FO	A	TO	Blk	Stl	Pts	Avg
2009-10	8	0	24	3.0	3	7	.429	0	1	.000	2	4	.500	1	1	2	0.3	2	0	1	2	0	0	8	1.0
2010-11	11	0	40	3.6	2	7	.286	0	3	.000	3	7	.429	2	5	7	0.6	4	0	2	0	0	2	7	0.6
2011-12	2	2	60	30.0	4	9	.444	1	6	.167	3	5	.600	2	6	8	4.0	6	0	6	2	0	0	12	6.0
TOTAL	21	2	124	5.9	9	23	.391	1	10	.100	8	16	.500	5	12	17	0.8	12	0	9	4	0	2	27	1.3





14 — NICK MARTINEAU
6-0 • 170 • Junior • Guard
Fruit Heights, Utah (Davis HS)

MARTINEAU NOTES

Last time Out

- Hit one 3-pointer vs. San Diego in 5 minutes of play

In 2011-12

- Had 3 rebounds, 2 assists and 1 steal vs. CSUSM
- Played 7 minutes vs. Prairie View A&M and tallied 2 rebounds, 2 assists and 1 steal
- Played 2 minutes vs. BYU-Hawaii and scored 1 point (1-2 FT)
- Made one 3-pointer vs. Longwood and vs. San Diego

Other

- Parents are Chris and Sherrie and has three brothers and one sister
- Wife's name is Karli
- Served a mission for The Church of Jesus Christ of Latter-day Saints in Chile
- Also garnered recruiting attention as a wide receiver in football
- Also recruited by Southern Utah, Penn, Columbia, Princeton, Stanford, Air Force, Utah State and Utah
- Averaged 15 points and six assists per game at Davis High School, earning first-team all-state honors as a senior
- Named Salt Lake Tribune second-team all-state and Deseret News third-team all-state his junior season
- Earned first-team all-state accolades as a wide receiver in football
- Honored by the National Football Foundation Hall of Fame

Click/scan for Martineau's bio on BYUcougars.com



11-12 SEASON HIGHS

Points: 3, Longwood – 11/18/11, San Diego – 12/31/11
 Points 1st half: —
 Points 2nd half: 3, Longwood – 11/18/11, San Diego – 12/31/11
 Rebounds: — 2, PVAMU – 11/22/11, CSUSM – 12/27/11
 Assists: — 2, Prairie View A&M – 11/22/11, CSUSM – 12/27/11
 Steals: — 1, Prairie View A&M – 11/22/11, CSUSM – 12/27/11
 Blocks: —
 FG made: — 1, three times, last, San Diego – 12/31/11
 FG attempts: — 2, CSUSM – 12/27/11
 FG made: — 1, Longwood – 11/18/11, San Diego – 12/31/11
 3FG made: — 1, three times, last, San Diego – 12/31/11
 FT made: 1, BYU-Hawaii – 11/15/11
 FT attempts: 2, BYU-Hawaii – 11/15/11

CAREER HIGHS

Points: 6, Loyola Marymount – 01/03/08
 Rebounds: 2, 7 times, last, CSUSM – 12/27/11
 Assists: 4, Loyola Marymount – 01/03/08
 Steals: 2, Chicago State – 11/20/10
 Blocks: --
 FG made: 2, Mississippi Valley – 11/23/10
 FG attempts: 3, twice, last vs Hawaii – 12/04/10
 3FG made: 1, 6 times, last, San Diego – 12/31/11
 3FG attempts: 2, 3 times, last vs Fresno Pacific – 01/01/11
 FT made: 4, Loyola Marymount – 01/03/08
 FT attempts: 4, Loyola Marymount – 01/03/08

2011-12 GAME-BY-GAME

Opponent	Date	GS	Min	FG	FGA	Pct	3FG	FGA	Pct	FT	FTA	Pct	Off	Def	TR	Avg	PF	FO	A	TO	Blk	Stl	Pts	Avg
at Utah State	11/11/11		DNP																					
BYU-HAWAII	11/15/11	2	0	0	.000	0	0	.000	1	2	.500	0	0	0	0.0	0	0	0	0	0	0	0	1	1.0
LONGWOOD	11/18/11	3	1	1	1.000	1	1	1.000	0	0	.000	0	0	0	0.0	0	0	0	0	0	0	0	3	2.0
PRAIRIE VIEW A&M	11/22/11	7	0	0	.000	0	0	.000	0	0	.000	0	2	2	0.7	0	0	2	0	0	1	0	1.3	
vs Nevada	11/25/11	1	0	1	.000	0	0	.000	0	0	.000	0	0	0	0.5	0	0	0	0	0	0	0	1.0	
vs Wisconsin	11/26/11	1	0	0	.000	0	0	.000	0	0	.000	0	0	0	0.4	0	0	0	0	0	0	0	0.8	
vs Northern Arizona	11/30/11	5	0	1	.000	0	0	.000	0	0	.000	0	0	0	0.3	0	0	1	1	0	0	0	0.7	
vs. Oregon	12/3/11		DNP																					
WEBER STATE	12/07/11	5	1	1	1.000	0	0	.000	0	0	.000	0	0	0	0.3	0	0	1	1	0	0	2	0.9	
at Utah	12/10/11	1	0	0	.000	0	0	.000	0	0	.000	0	1	1	0.4	0	0	0	0	0	0	0	0.8	
BAYLOR	12/17/11		DNP																					
BUFFALO	12/20/11	1	0	1	.000	0	0	.000	0	0	.000	0	0	0	0.3	0	0	0	0	0	0	0	0.7	
UC SANTA BARBARA	12/22/11	1	0	0	.000	0	0	.000	0	0	.000	0	0	0	0.3	0	0	0	0	0	0	0	0.6	
CS SAN MARCOS	12/27/11	5	0	2	.000	0	1	.000	0	0	.000	1	2	3	0.5	1	0	2	1	0	1	0	0.5	
at Saint Mary's (CA)	12/29/11		DNP																					
SAN DIEGO	12/31/11	5	1	1	1.000	1	1	1.000	0	0	.000	0	0	0	0.5	0	0	0	0	0	0	3	0.8	
Totals		0	37	3	8	.375	2	3	.667	1	2	.500	1	5	6	0.5	1	0	6	3	0	2	9	0.8

MISCELLANEOUS

	10-11	Career
Double-Figure Pts:	0 (0-0)	0 (0-0)
20-plus Pts:	0 (0-0)	0 (0-0)
Double-Figure Reb:	0 (0-0)	0 (0-0)
Double-Doubles:	0 (0-0)	0 (0-0)
3-plus Steals:	0 (0-0)	0 (0-0)
3-plus Blocks:	0 (0-0)	0 (0-0)
3-plus 3-point FGs:	0 (0-0)	0 (0-0)
Scoring Leader:	0 (0-0)	0 (0-0)
Rebound Leader:	0 (0-0)	0 (0-0)
Assist Leader:	0 (0-0)	0 (0-0)

CAREER STATISTICS (ALL GAMES)

Year	GP	GS	Min	Avg	FG	FGA	Pct	3FG	FGA	Pct	FT	FTA	Pct	Off	Def	TR	Avg	PF	FO	A	TO	Blk	Stl	Pts	Avg
2007-08	20	0	115	5.8	4	14	.286	1	5	.200	4	6	.667	2	6	8	0.4	13	0	14	9	0	3	13	0.7
2010-11	25	0	121	4.8	6	22	.273	3	12	.250	2	2	1.000	0	11	11	0.4	7	0	14	4	0	5	17	0.7
2011-12	12	0	37	3.1	3	8	.375	2	3	.667	1	2	.500	1	5	6	0.5	1	0	6	3	0	2	9	0.8
TOTAL	57	0	273	4.8	13	44	.295	6	20	.300	7	10	.700	3	22	25	0.4	21	0	34	16	0	10	39	0.7

CAREER STATISTICS (CONFERENCE GAMES)

Year	GP	GS	Min	Avg	FG	FGA	Pct	3FG	FGA	Pct	FT	FTA	Pct	Off	Def	TR	Avg	PF	FO	A	TO	Blk	Stl	Pts	Avg
2007-08	7	0	24	3.4	0	4	.000	0	2	.000	0	2	.000	0	1	1	0.1	2	0	0	3	0	2	0	0.0
2010-11	8	0	11	1.4	0	3	.000	0	1	.000	0	0	.000	0	0	0	0.0	2	0	1	0	0	0	0	0.0
2011-12	1	0	5	5.0	1	1	1.000	1	1	1.000	0	0	.000	0	0	0	0.0	0	0	0	0	0	0	3	3.0
TOTAL	16	0	40	2.5	1	8	.125	1	4	.250	0	2	.000	0	1	1	0.1	4	0	1	3	0	2	3	0.2





20 — ANSON WINDER
 6-3 • 195 • Freshman • Guard
 Las Vegas, Nev. (Bishop Gorman HS)

WINDER NOTES

Last time Out

- Dished out 5 assists and had 1 steal in 16 minutes vs. San Diego

In 2011-12

- Started 6 games at point guard and has played in 15 games
- BYU's assist leader in 6 games
- Hit 7 of 8 from the field and 6 of 7 from downtown for a career-best 20 points vs. Buffalo
- Had 9 points, 4 rebounds, 4 assists and 4 steals against Nevada, his first career start
- Averages 4.9 points, 2.7 assists and 1.4 rebounds

Other

- Parents are Chuck Winder and Teresa Williams
- Also recruited by Nevada, SMU, Portland, UC Riverside and Idaho
- Helped lead Bishop Gorman to back-to-back Nevada 4A state titles
- Averaged 17 points and seven boards as a senior and led Bishop Gorman to a 30-2 record
- Earned first-team all-Southwest League and first-team all-Sunset Division honors
- As a junior averaged 13.8 points, 8.2 rebounds and 3.0 assists and helped Bishop Gorman to a 28-5 record
- Earned all-Southwest League honors and Bishop Gorman's Sportsmanship Award as a junior
- Earned all-tournament honors at the Wyoming Energy Classic

Click/scan for Winder's bio on BYUcougars.com



11-12 SEASON/CAREER HIGHS

Points: 20, Buffalo -- 12/20/11
 Points 1st half: 17, Buffalo -- 12/20/11
 Points 2nd half: 7 vs. Oregon -- 12/3/11
 Rebounds: 4, vs Nevada Wolf Pack -- 11-25-11
 Assists: 9, vs Northern Arizona -- 11/30/11
 Steals: 4, vs Nevada Wolf Pack -- 11-25-11
 Blocks: 2, vs Northern Arizona -- 11/30/11
 FG made: 7, Buffalo -- 12/20/11
 FG attempts: 9, vs Nevada Wolf Pack -- 11-25-11
 3FG made: 6, Buffalo -- 12/20/11
 3FG attempts: 7, Buffalo -- 12/20/11
 FT made: 3, Prairie View A&M -- 11/22/11, UCSB -- 12/22/11
 FT attempts: 5, Longwood -- 11/18/11

MISCELLANEOUS

	11-12	Career
Double-Figure Pts:	3 (3-0)	3 (3-0)
20-plus Pts:	1 (1-0)	1 (1-0)
Double-Figure Reb:	0 (0-0)	0 (0-0)
Double-Doubles:	0 (0-0)	0 (0-0)
3-plus Steals:	3 (2-1)	3 (2-1)
3-plus Blocks:	0 (0-0)	0 (0-0)
3-plus 3-point FGs:	1 (1-0)	1 (1-0)
Scoring Leader:	0 (0-0)	0 (0-0)
Rebound Leader:	0 (0-0)	0 (0-0)
Assist Leader:	6 (6-0)	6 (6-0)

2011-12 GAME-BY-GAME

Opponent	Date	GS	Min	FG	FGA	Pct	3FG	FGA	Pct	FT	FTA	Pct	Off	Def	TR	Avg	PF	FO	A	TO	Blk	Stl	Pts	Avg	
at Utah State	11/11/11		DNP																						
BYU-HAWAII	11/15/11		2	0	0	.000	0	0	.000	0	0	.000	0	1	1	1.0	0	0	0	0	0	0	0	0.0	
LONGWOOD	11/18/11		25	2	5	.400	2	4	.500	2	5	.400	0	1	1	1.0	1	0	5	0	0	0	8	4.0	
PRAIRIE VIEW A&M	11/22/11		21	3	5	.600	2	4	.500	3	3	1.000	0	3	3	1.7	2	0	4	2	0	0	11	6.3	
vs Nevada	11/25/11	*	38	4	9	.444	0	4	.000	1	2	.500	0	4	4	2.3	2	0	4	3	0	4	9	7.0	
vs Wisconsin	11/26/11	*	21	0	0	.000	0	0	.000	0	0	.000	0	0	0	1.8	0	0	3	1	0	0	0	5.6	
vs Northern Arizona	11/30/11	*	22	1	3	.333	0	1	.000	1	2	.500	0	2	2	1.8	1	0	9	3	2	3	3	5.2	
vs Oregon	12/03/11	*	37	4	8	.500	2	5	.400	0	1	.000	1	1	2	1.9	0	0	6	3	0	1	10	5.9	
WEBER STATE	12/07/11	*	19	0	3	.000	0	3	.000	0	0	.000	0	1	1	1.8	1	0	1	0	1	0	0	5.1	
at Utah	12/10/11	*	12	0	5	.000	0	4	.000	1	2	.500	1	1	2	1.8	1	0	0	2	0	0	1	4.7	
BAYLOR	12/17/11		3	0	0	.000	0	0	.000	1	2	.500	0	0	0	1.6	0	0	0	0	0	0	1	4.3	
BUFFALO	12/20/11		19	7	8	.875	6	7	.857	0	0	.000	0	0	0	1.5	0	0	2	3	0	1	20	5.7	
UC SANTA BARBARA	12/22/11		13	0	2	.000	0	2	.000	3	4	.750	0	3	3	1.6	0	0	0	0	0	0	3	5.5	
CS SAN MARCOS	12/27/11		14	0	6	.000	0	4	.000	0	0	.000	0	1	1	1.5	1	0	1	0	0	0	0	5.1	
at Saint Mary's (CA)	12/29/11		21	3	7	.429	2	3	.667	0	0	.000	0	1	1	1.5	0	0	1	0	0	3	8	5.3	
SAN DIEGO	12/31/11		16	0	2	.000	0	2	.000	0	0	.000	0	0	0	1.4	1	0	5	2	0	1	0	4.9	
Totals			6	283	24	63	.381	14	43	.326	12	21	.571	2	19	21	1.4	10	0	41	19	3	13	74	4.9

CAREER STATISTICS (ALL GAMES)																									
Year	GP	GS	Min	Avg	FG	FGA	Pct	3FG	FGA	Pct	FT	FTA	Pct	Off	Def	TR	Avg	PF	FO	A	TO	Blk	Stl	Pts	Avg
2011-12	15	6	28.3	18.9	24	63	.381	14	43	.326	12	21	.571	2	19	21	1.4	10	0	41	19	3	13	74	4.9
TOTAL	15	6	28.3	18.9	24	63	.381	14	43	.326	12	21	.571	2	19	21	1.4	10	0	41	19	3	13	74	4.9

CAREER STATISTICS (CONFERENCE GAMES)																									
Year	GP	GS	Min	Avg	FG	FGA	Pct	3FG	FGA	Pct	FT	FTA	Pct	Off	Def	TR	Avg	PF	FO	A	TO	Blk	Stl	Pts	Avg
2011-12	2	0	37	18.5	3	9	.333	2	5	.400	0	0	.000	0	1	1	0.5	1	0	6	2	0	4	8	4.0
TOTAL	2	0	37	18.5	3	9	.333	2	5	.400	0	0	.000	0	1	1	0.5	1	0	6	2	0	4	8	4.0





21 — STEPHEN ROGERS
 6-8 • 195 • Junior • Forward
 Mesa, Ariz. (Mesa CC)

ROGERS NOTES

Last time Out

- Did not play vs. San Diego due to knee injury

In 2011-12

- Out 2-4 weeks with knee injury
- Has played in 10 games and started two
- Scored 15 points in 18 minutes vs. Weber State
- Had 17 points vs. Longwood and 18 vs. Prairie View A&M
- Averages 9.9 points, 2.2 rebounds and 1.8 assists
- 51.4 percent FG shooting and 39.5 percent 3-point FG shooting

Other

- Parents are Kimball and Sharon Rogers and is the youngest of seven children
- Wife's name is Ginny
- Served a mission for The Church of Jesus Christ of Latter-day Saints in Cleveland, Ohio
- Earned junior college All-America honors while leading Mesa CC to a 25-7 record (2009-10)
- Averaged 21.3 points, 5.3 rebounds, 1.5 assists and 1.3 steals and made 85 threes and shot .499 from the field, .427 from three and .810 from the free throw line
- Redshirted one season at Arizona State prior to playing at Mesa

Click/scan for Rogers' bio on BYUcougars.com



11-12 SEASON HIGHS

Points: 18, Prairie View A&M – 11/22/11
 Points 1st half: 8, Prairie View A&M – 11/22/11
 Points 2nd half: 14, Longwood – 11/18/11
 Rebounds: 6, vs. Northern Arizona – 11/30/11
 Assists: 3, twice, last, Longwood – 11/18/11
 Steals: 3, Longwood – 11/18/11
 Blocks: 2 BYU-Hawaii – 11/15/11
 FG made: 7, Longwood – 11/18/11
 FG attempts: 10, vs. Oregon – 12/3/11, Weber State – 12/7/11
 3FG made: 4, vs. Oregon – 12/3/11
 3FG attempts: 7, vs. Oregon – 12/3/11
 FT made: 3, Prairie View A&M – 11/22/11
 FT attempts: 4, Prairie View A&M – 11/22/11

CAREER HIGHS

Points: 18, Prairie View A&M – 11/22/11
 Rebounds: 8, UNLV – 02/05/11
 Assists: 3, at Utah State – 11/11/11 ; Longwood – 11/18/11
 Steals: 3, Longwood – 11/18/11
 Blocks: 2, three times
 FG made: 7, Longwood – 11/18/11
 FG attempts: 10, three times, last, Weber State – 12/7/11
 3FG made: 4, vs. Oregon – 12/3/11
 3FG attempts: 7, vs. Oregon – 12/3/11
 FT made: 11, Fresno Pacific – 01/01/11
 FT attempts: 11, Fresno Pacific – 01/01/11

2011-12 GAME-BY-GAME

Opponent	Date	GS	Min	FG	FGA	Pct	3FG	FGA	Pct	FT	FTA	Pct	Off	Def	TR	Avg	PF	FO	A	TO	Blk	Stl	Pts	Avg	
at Utah State	11/11/11	*	29	3	7	.429	0	4	.000	1	2	.500	0	0	0	0.0	5	1	3	1	1	1	7	7.0	
BYU-HAWAII	11/15/11	*	22	2	5	.400	1	2	.500	0	0	.000	0	2	2	1.0	3	0	1	2	2	0	5	6.0	
LONGWOOD	11/18/11		18	7	9	.778	3	5	.600	0	0	.000	2	0	2	1.3	0	0	3	0	0	3	17	9.7	
PRAIRIE VIEW A&M	11/22/11		21	6	9	.667	3	5	.600	3	4	.750	0	2	2	1.5	1	0	2	0	1	1	18	11.8	
vs Nevada	11/25/11		11	1	4	.250	0	1	.000	0	0	.000	0	4	4	2.0	0	0	2	2	0	0	2	9.8	
vs Wisconsin	11/26/11		12	3	6	.500	0	1	.000	0	0	.000	0	2	2	2.0	0	0	0	2	0	0	6	9.2	
vs Northern Arizona	11/30/11		27	3	6	.500	2	5	.400	0	0	.000	0	6	6	2.6	2	0	3	0	0	0	8	9.0	
vs Oregon	12/03/11		21	5	10	.500	4	7	.571	2	3	.667	0	1	1	2.4	1	0	2	2	0	2	16	9.9	
WEBER STATE	12/07/11		18	6	10	.600	1	3	.333	2	2	1.000	0	0	0	2.1	0	0	0	1	0	1	15	10.4	
at Utah	12/10/11		19	2	8	.250	1	5	.200	0	2	.000	0	3	3	2.2	2	0	2	1	1	0	5	9.9	
BAYLOR	12/17/11					DNP																			
BUFFALO	12/20/11					DNP																			
UC SANTA BARBARA	12/22/11					DNP																			
CS SAN MARCOS	12/27/11					DNP																			
at Saint Mary's (CA)	12/29/11					DNP																			
SAN DIEGO	12/31/11					DNP																			
Totals			2	198	38	74	.514	15	38	.395	8	13	.615	2	20	22	2.2	14	1	18	11	5	8	99	9.9

MISCELLANEOUS

	10-11	Career
Double-Figure Pts:	4 (4-0)	10 (10-0)
20-plus Pts:	0 (0-0)	0 (0-0)
Double-Figure Reb:	0 (0-0)	0 (0-0)
Double-Doubles:	0 (0-0)	0 (0-0)
3-plus Steals:	1 (1-0)	1 (1-0)
3-plus Blocks:	0 (0-0)	0 (0-0)
3-plus 3-point FGs:	3 (3-0)	6 (6-0)
Scoring Leader:	1 (1-0)	2 (2-0)
Rebound Leader:	0 (0-0)	1 (1-0)
Assist Leader:	0 (0-0)	0 (0-0)

CAREER STATISTICS (ALL GAMES)																									
Year	GP	GS	Min	Avg	FG	FGA	Pct	3FG	FGA	Pct	FT	FTA	Pct	Off	Def	TR	Avg	PF	FO	A	TO	Blk	Stl	Pts	Avg
2010-11	36	0	368	10.2	43	105	.410	21	61	.344	41	48	.854	17	61	78	2.2	26	0	12	22	8	10	148	4.1
2011-12	10	2	198	19.8	38	74	.514	15	38	.395	8	13	.615	2	20	22	2.2	14	1	18	11	5	8	99	9.9
TOTAL	46	2	566	12.3	81	179	.453	36	99	.364	49	61	.803	19	81	100	2.2	40	1	30	33	13	18	247	5.4

CAREER STATISTICS (CONFERENCE GAMES)																									
Year	GP	GS	Min	Avg	FG	FGA	Pct	3FG	FGA	Pct	FT	FTA	Pct	Off	Def	TR	Avg	PF	FO	A	TO	Blk	Stl	Pts	Avg
2010-11	16	0	172	10.8	23	53	.434	10	30	.333	10	10	1.000	7	26	33	2.1	14	0	5	11	2	5	66	4.1
TOTAL	16	0	172	10.8	23	53	.434	10	30	.333	10	10	1.000	7	26	33	2.1	14	0	5	11	2	5	66	4.1





HARRISON NOTES

Last time Out

- Played 5 minutes and posted 6 points on 3 of 4 shooting with 2 rebounds vs. San Diego

In 2011-12

- Has played in 15 of 16 games this season
- Scored 8 points off the bench vs. Baylor
- Scored 11 points vs. Longwood, draining 3 of 5 three-pointers
- Scored 9 points vs. Wisconsin
- Averages 4.4 points

Other

- Also recruited by Clemson, Florida State, Marquette and Wisconsin
- As a senior helped Christ School to a 32-5 overall record, a 12-0 league record and the NCISAA State Title
- Named NCISAA 3A All-State
- Earned first-team Asheville Citizen-Times All-WNC honors
- Shared team MVP honors with Marshall Plumlee (Duke)
- A Jordan Brand Classic Regional All-Star
- Named CAA All-Conference and CAA Player of the Year
- Averaged 12.7 points, 4.7 rebounds, 1.8 steals and 1.7 assists and hit 53 threes

Click/scan for Harrison's bio on BYUcougars.com



24 — DAMARCUS HARRISON

6-5 • 190 • Freshman • Guard
Greenwood, S.C. (Christ HS)

11-12 SEASON/CAREER HIGHS

Points: 11, Longwood – 11/18/11
 Points 1st half: 8, Baylor – 12/17/11
 Points 2nd half: 6, three times, last, San Diego – 12/31/11
 Rebounds: 3, Baylor – 12/17/11, CSUSM – 12/27/11
 Assists: 2, Four times, last, CSUSM – 12/27/11
 Steals: 2, vs. Oregon – 12/3/11, CSUSM – 12/27/11
 Blocks: 1, Baylor – 12/17/11
 FG made: 4, CSUSM – 12/27/11
 FG attempts: 8, vs. NAU – 11/30/11, CSUSM – 12/27/11
 3FG made: 3, Longwood – 11/18/11
 3FG attempts: 5, Longwood – 11/18/11
 FT made: 2, Longwood – 11/18/11
 FT attempts: 4, Baylor – 12/17/11

2011-12 GAME-BY-GAME

Opponent	Date	GS	Min	FG	FGA	Pct	3FG	FGA	Pct	FT	FTA	Pct	Off	Def	TR	Avg	PF	FO	A	TO	Blk	Stl	Pts	Avg	
at Utah State	11/11/11	4	0	1	.000	0	0	.000	0	0	0	.000	0	0	0	0.0	1	0	1	0	0	0	0	0.0	
BYU-HAWAII	11/15/11	15	2	6	.333	1	2	.500	1	1	1.000	1	1	2	1.0	1	0	2	3	0	0	6	3.0		
LONGWOOD	11/18/11	13	3	7	.429	3	5	.600	2	2	1.000	0	0	0	0.7	0	0	1	1	0	0	11	5.7		
PRAIRIE VIEW A&M	11/22/11	14	2	5	.400	0	2	.000	1	3	.333	0	1	1	0.8	3	0	2	1	0	1	5	5.5		
vs Nevada	11/25/11	8	2	4	.500	0	1	.000	0	0	.000	1	1	2	1.0	1	0	1	0	1	0	4	5.2		
vs Wisconsin	11/26/11	19	3	7	.429	1	2	.500	2	2	1.000	0	1	1	1.0	1	0	0	1	0	1	9	5.8		
vs Northern Arizona	11/30/11	14	2	8	.250	0	2	.000	0	0	.000	0	1	1	1.0	0	0	0	0	0	1	4	5.6		
vs Oregon	12/03/11	5	0	1	.000	0	1	.000	0	2	.000	0	1	1	1.0	0	0	1	0	2	0	4	4.9		
WEBER STATE	12/07/11	11	1	6	.167	0	3	.000	0	0	.000	0	0	0	0.9	0	0	1	0	0	0	2	4.6		
at Utah	12/10/11	8	1	5	.200	1	4	.250	0	0	.000	0	0	0	0.8	1	0	0	0	0	0	3	4.4		
BAYLOR	12/17/11	15	3	7	.429	1	3	.333	1	4	.250	1	2	3	1.0	2	0	1	1	1	1	8	4.7		
BUFFALO	12/20/11																								
UC SANTA BARBARA	12/22/11	8	0	2	.000	0	2	.000	0	0	.000	0	0	0	0.9	0	0	2	0	0	1	0	4.3		
CS SAN MARCOS	12/27/11	21	4	8	.500	0	4	.000	0	1	.000	1	2	3	1.1	0	0	2	3	0	2	8	4.6		
at Saint Mary's (CA)	12/29/11	5	0	2	.000	0	0	.000	0	0	.000	0	0	0	1.0	0	0	1	2	0	0	0	4.3		
SAN DIEGO	12/31/11	5	3	4	.750	0	0	.000	0	0	.000	0	2	2	1.1	0	0	0	0	0	0	6	4.4		
Totals			0	165	26	73	.356	7	31	.226	7	15	.467	4	12	16	1.1	10	0	12	15	1	9	66	4.4

MISCELLANEOUS

	11-12	Career
Double-Figure Pts:	1 (1-0)	1 (1-0)
20-plus Pts:	0 (0-0)	0 (0-0)
Double-Figure Reb:	0 (0-0)	0 (0-0)
Double-Doubles:	0 (0-0)	0 (0-0)
3-plus Steals:	0 (0-0)	0 (0-0)
3-plus Blocks:	0 (0-0)	0 (0-0)
3-plus 3-point FGs:	1 (1-0)	1 (1-0)
Scoring Leader:	0 (0-0)	0 (0-0)
Rebound Leader:	0 (0-0)	0 (0-0)
Assist Leader:	0 (0-0)	0 (0-0)

CAREER STATISTICS (ALL GAMES)																									
Year	GP	GS	Min	Avg	FG	FGA	Pct	3FG	FGA	Pct	FT	FTA	Pct	Off	Def	TR	Avg	PF	FO	A	TO	Blk	Stl	Pts	Avg
2011-12	15	0	165	11.0	26	73	.356	7	31	.226	7	15	.467	4	12	16	1.1	10	0	12	15	1	9	66	4.4
TOTAL	15	0	165	11.0	26	73	.356	7	31	.226	7	15	.467	4	12	16	1.1	10	0	12	15	1	9	66	4.4

CAREER STATISTICS (CONFERENCE GAMES)																									
Year	GP	GS	Min	Avg	FG	FGA	Pct	3FG	FGA	Pct	FT	FTA	Pct	Off	Def	TR	Avg	PF	FO	A	TO	Blk	Stl	Pts	Avg
2011-12	2	0	10	5.0	3	6	.500	0	0	.000	0	0	.000	0	2	2	1.0	0	0	1	2	0	0	6	3.0
TOTAL	2	0	10	5.0	3	6	.500	0	0	.000	0	0	.000	0	2	2	1.0	0	0	1	2	0	0	6	3.0





33 — NATE AUSTIN
6-10 • 215 • Freshman • Forward/Center
Alpine, Utah (Lone Peak HS)

AUSTIN NOTES

Last time Out

- Had 9 points, 1 rebound, 1 block and 1 steal in 14 minutes vs. San Diego

In 2011-12

- Has played in every game this season
- Career-high 15 points came on 7 of 8 shooting vs. Weber State
- Hit 3-pointers in four-straight games (Northern Arizona, Oregon, Weber State, Utah)
- Averages 3.9 points and 3.3 rebounds
- 59.1 percent FG shooting and 45.5 percent 3pt FG shooting

Other

- Served a mission for The Church of Jesus Christ of Latter-day Saints in McAllen, Texas
- Also recruited by Boise State and Utah State
- Helped Lone Peak to a 22-3 record as a senior
- Averaged 11.5 points while helping the Knights to a trip to the state title game in 2009
- Helped Lone Peak win the 2008 state title
- Played with fellow Cougars Tyler Haws and Josh Sharp at Lone Peak
- Played for Salt Lake Metro club team directed by Dave Hammer and coached by Marty Haws
- At Las Vegas Spring Showcase scored 24 points and grabbed 22 rebounds in a gold bracket quarterfinal game

Click/scan for Austin's bio on BYUcougars.com



11-12 SEASON/CAREER HIGHS

Points: 15, Weber State -- 12/07/11
Points 1st half: 9, vs. Oregon -- 12/3/11
Points 2nd half: 13, Weber State -- 12/7/11
Rebounds: 9, Weber State -- 12/07/11 ; Buffalo -- 12/20/11
Assists: 2, at Saint Mary's -- 12/29/11
Steals: 1, four times, last, San Diego -- 12/31/11
Blocks: 2, CSUSM -- 12/27/11
FG made: 7, Weber State -- 12/07/11
FG attempts: 8, Weber State -- 12/07/11
3FG made: 1, 5 times, last, San Diego -- 12/31/11
3FG attempts: 2, four times, last, San Diego -- 12/31/11
FT made: 3, Buffalo -- 12/20/11
FT attempts: 4, twice, last, Buffalo -- 12/20/11

MISCELLANEOUS

	11-12	Career
Double-Figure Pts:	2 (2-0)	2 (2-0)
20-plus Pts:	0 (0-0)	0 (0-0)
Double-Figure Reb:	0 (0-0)	0 (0-0)
Double-Doubles:	0 (0-0)	0 (0-0)
3-plus Steals:	0 (0-0)	0 (0-0)
3-plus Blocks:	0 (0-0)	0 (0-0)
3-plus 3-point FGs:	0 (0-0)	0 (0-0)
Scoring Leader:	0 (0-0)	0 (0-0)
Rebound Leader:	1 (1-0)	1 (1-0)
Assist Leader:	0 (0-0)	0 (0-0)

2011-12 GAME-BY-GAME

Opponent	Date	GS	Min	FG	FGA	Pct	3FG	FGA	Pct	FT	FTA	Pct	Off	Def	TR	Avg	PF	FO	A	TO	Blk	Stl	Pts	Avg	
at Utah State	11/11/11	11	1	1	1.000	0	0	.000	0	0	0	.000	1	2	3	3.0	1	0	1	1	0	2	2.0		
BYU-HAWAII	11/15/11	5	0	0	.000	0	0	.000	0	0	0	.000	1	1	2	2.5	3	0	0	2	0	0	1.0		
LONGWOOD	11/18/11	13	2	4	.500	0	0	.000	0	0	0	.000	2	1	3	2.7	3	0	1	2	1	0	4	2.0	
PRAIRIE VIEW A&M	11/22/11	8	0	1	.000	0	0	.000	2	4	.500	0	0	0	2.0	2	0	0	1	0	1	0	2	2.0	
vs Nevada	11/25/11	4	0	0	.000	0	0	.000	0	0	0	.000	0	0	0	1.6	1	0	0	0	1	1	0	1.6	
vs Wisconsin	11/26/11	1	0	0	.000	0	0	.000	2	2	1.000	0	0	0	1.3	0	0	0	0	0	0	0	2	1.7	
vs Northern Arizona	11/30/11	9	5	6	.833	1	2	.500	0	0	.000	1	3	4	1.7	3	0	1	0	0	0	0	11	3.0	
vs Oregon	12/03/11	18	4	7	.571	1	2	.500	0	0	.000	2	4	6	2.3	5	1	0	0	0	0	0	9	3.8	
WEBER STATE	12/07/11	21	7	8	.875	1	2	.500	0	3	.000	2	7	9	3.0	3	0	0	0	1	0	0	15	5.0	
at Utah	12/10/11	18	1	1	1.000	1	1	1.000	0	0	.000	0	5	5	3.2	3	0	1	0	0	0	0	3	4.8	
BAYLOR	12/17/11	7	0	1	.000	0	0	.000	0	0	.000	1	2	3	3.2	2	0	0	0	1	0	0	0	4.4	
BUFFALO	12/20/11	24	2	4	.500	0	1	.000	3	4	.750	2	7	9	3.7	4	0	1	1	0	1	0	7	4.6	
UC SANTA BARBARA	12/22/11	8	0	1	.000	0	1	.000	0	2	.000	0	0	0	3.4	2	0	0	3	0	0	0	0	4.2	
CS SAN MARCOS	12/27/11	13	1	3	.333	0	0	.000	1	2	.500	0	2	2	3.3	3	0	1	0	2	0	3	4.1		
at Saint Mary's (CA)	12/29/11	12	0	1	.000	0	0	.000	0	2	.000	2	2	4	3.3	1	0	2	0	0	0	0	0	3.9	
SAN DIEGO	12/31/11	14	3	6	.500	1	2	.500	2	2	1.000	0	1	1	3.2	5	1	0	0	1	1	9	4.2		
Totals			0	186	26	44	.591	5	11	.455	10	21	.476	14	37	51	3.2	41	2	7	10	8	4	67	4.2

CAREER STATISTICS (ALL GAMES)																									
Year	GP	GS	Min	Avg	FG	FGA	Pct	3FG	FGA	Pct	FT	FTA	Pct	Off	Def	TR	Avg	PF	FO	A	TO	Blk	Stl	Pts	Avg
2011-12	16	0	186	11.6	26	44	.591	5	11	.455	10	21	.476	14	37	51	3.2	41	2	7	10	8	4	67	4.2
TOTAL	16	0	186	11.6	26	44	.591	5	11	.455	10	21	.476	14	37	51	3.2	41	2	7	10	8	4	67	4.2

CAREER STATISTICS (CONFERENCE GAMES)																									
Year	GP	GS	Min	Avg	FG	FGA	Pct	3FG	FGA	Pct	FT	FTA	Pct	Off	Def	TR	Avg	PF	FO	A	TO	Blk	Stl	Pts	Avg
2011-12	2	0	26	13.0	3	7	.429	1	2	.500	2	4	.500	2	3	5	2.5	6	1	2	0	1	1	9	4.5
TOTAL	2	0	26	13.0	3	7	.429	1	2	.500	2	4	.500	2	3	5	2.5	6	1	2	0	1	1	9	4.5





34 — NOAH HARTSOCK
6-8 • 230 • Senior • Forward
Bartlesville, Okla. (Bartlesville HS)

HARTSOCK NOTES

Last time Out

- Posted 15 points, 3 rebounds and 1 steal vs. San Diego

In 2011-12

- Has started every game this season and scored in double figures each game
- Recorded back-to-back double-double games vs. Oregon and Weber State (23 pts/12 reb and 19 pts/12 reb vs. Weber State)
- Has had 3 or more blocks in six games (three with 4 blocks) and recored at least 1 block in every game but two
- Averages 17.1 points, 5.8 rebounds, 1.9 blocks and 1.6 assists
- 58.0 percent FG shooting, 37.5 percent 3-point shooting and 82.6 percent FT shooting

Other

- Parents are David and Leslie Hartsock and has five brothers and one sister
- Wife Kendalyn plays volleyball at BYU
- Served a mission for The Church of Jesus Christ of Latter-day Saints in Salt Lake City
- McDonald's High School All-America nominee at Bartlesville High School
- Averaged 27.6 points per game as a senior at Bartlesville High School and was the third-highest scorer in the state of Oklahoma and the highest in the 6A division

Click/scan for Hartsock's bio on BYUcougars.com



11-12 SEASON HIGHS

Points: 23, vs. Oregon – 12/3/11
 Points 1st half: 14, Weber State – 12/7/11
 Points 2nd half: 16, Buffalo – 12/20/11
 Rebounds: 12, vs. Oregon – 12/3/11, Weber State – 12/7/11
 Assists: 5, vs. BYU-Hawaii – 11/15/11
 Steals: 2, at Utah State – 11/11/11, BYU-Hawaii – 11/15/11
 Blocks: 4, three times, last, at Utah – 12/10/11
 FG made: 9 vs Nevada -- 11/25/11
 FG attempts: 16, Weber State – 12/7/11
 3FG made: 2, vs. Nevada – 11/25/11
 3FG attempts: 3, vs. Northern Arizona – 11/30/11
 FT made: 7, vs. Oregon – 12/3/11
 FT attempts: 8, vs. Oregon – 12/3/11

CAREER HIGHS

Points: 23, vs. Oregon – 12/3/11
 Rebounds: 13, vs Vermont – 12/08/10
 Assists: 6, Eastern New Mexico -- 01/02/10
 Steals: 3, vs Florida -- 03/24/11
 Blocks: 5, at Creighton – 12/01/10
 FG made: 9, vs Nevada -- 11/25/11 ; Fresno State -- 11/12/10
 FG attempts: 16, Weber State – 12/7/11
 3FG made: 3, three times, last, vs. Gonzaga -- 03/19/11
 3FG attempts: 5, vs #7/#6 San Diego State -- 03/12/11
 FT made: 7, vs. Oregon – 12/03/11
 FT attempts: 8, twice, last, vs. Oregon – 12/03/11

2011-12 GAME-BY-GAME

Opponent	Date	GS	Min	FG	FGA	Pct	3FG	FGA	Pct	FT	FTA	Pct	Off	Def	TR	Avg	PF	FO	A	TO	Blk	Stl	Pts	Avg	
at Utah State	11/11/11	*	36	8	13	.615	0	1	.000	2	2	1.000	1	4	5	5.0	3	0	4	3	1	2	18	18.0	
BYU-HAWAII	11/15/11	*	32	4	7	.571	0	1	.000	6	6	1.000	2	7	9	7.0	0	0	5	0	2	2	14	16.0	
LONGWOOD	11/18/11	*	30	7	11	.636	1	2	.500	3	6	.500	0	5	5	6.3	0	0	0	0	1	1	18	16.7	
PRAIRIE VIEW A&M	11/22/11	*	24	5	9	.556	1	1	1.000	1	2	.500	0	3	3	5.5	2	0	0	1	3	0	12	15.5	
vs Nevada	11/25/11	*	33	9	12	.750	2	2	1.000	1	2	.500	0	6	6	5.6	4	0	2	2	1	1	21	16.6	
vs Wisconsin	11/26/11	*	39	7	14	.500	0	1	.000	4	4	1.000	3	3	6	5.7	3	0	1	1	4	0	18	16.8	
vs Northern Arizona	11/30/11	*	26	4	10	.400	1	3	.333	2	2	1.000	2	2	4	5.4	1	0	2	0	3	2	11	16.0	
vs Oregon	12/03/11	*	37	8	14	.571	0	1	.000	7	8	.875	4	8	12	6.3	4	0	2	1	4	0	23	16.9	
WEBER STATE	12/07/11	*	30	7	16	.438	0	0	.000	5	6	.833	4	8	12	6.9	1	0	3	2	3	0	19	17.1	
at Utah	12/10/11	*	36	6	9	.667	1	2	.500	6	6	1.000	2	5	7	6.9	2	0	1	1	4	0	19	17.3	
BAYLOR	12/17/11	*	37	7	14	.500	0	1	.000	1	1	1.000	3	2	5	6.7	2	0	1	1	1	2	15	17.1	
BUFFALO	12/20/11	*	18	7	9	.778	0	1	.000	2	3	.667	0	1	1	6.3	3	0	2	0	0	1	16	17.0	
UC SANTA BARBARA	12/22/11	*	37	7	11	.636	0	0	.000	7	8	.875	1	4	5	6.2	3	0	1	0	1	0	21	17.3	
CS SAN MARCOS	12/27/11	*	28	8	10	.800	0	0	.000	4	5	.800	1	3	4	6.0	0	0	2	1	1	2	20	17.5	
at Saint Mary's (CA)	12/29/11	*	37	6	11	.545	0	0	.000	1	2	.500	2	3	5	5.9	3	0	0	3	1	1	13	17.2	
SAN DIEGO	12/31/11	*	23	5	11	.455	0	0	.000	5	6	.833	0	3	3	5.8	2	0	0	2	0	1	15	17.1	
Totals			16	503	105	181	.580	6	16	.375	57	69	.826	25	67	92	5.8	33	0	26	18	30	15	273	17.1

MISCELLANEOUS

	10-11	Career
Double-Figure Pts:	16 (12-4)	41 (34-7)
20-plus Pts:	4 (4-0)	5 (5-0)
Double-Figure Reb:	0 (0-0)	4 (4-0)
Double-Doubles:	2 (2-0)	5 (5-0)
3-plus Steals:	0 (0-0)	1 (0-1)
3-plus Blocks:	6 (5-1)	21 (19-2)
3-plus 3-point FGs:	0 (0-0)	3 (3-0)
Scoring Leader:	6 (4-2)	7 (5-2)
Rebound Leader:	4 (3-1)	28 (23-5)
Assist Leader:	2 (1-1)	7 (5-2)

CAREER STATISTICS (ALL GAMES)

Year	GP	GS	Min	Avg	FG	FGA	Pct	3FG	FGA	Pct	FT	FTA	Pct	Off	Def	TR	Avg	PF	FO	A	TO	Blk	Stl	Pts	Avg
2008-09	27	0	304	11.3	25	43	.581	0	0	.000	16	27	.593	25	38	63	2.3	43	0	7	14	15	6	66	2.4
2009-10	36	30	878	24.4	97	175	.554	1	4	.250	38	44	.864	56	128	184	5.1	78	1	42	21	46	18	233	6.5
2010-11	37	36	1100	29.7	123	247	.498	26	60	.433	48	58	.828	72	148	220	5.9	84	0	59	35	61	21	320	8.6
2011-12	16	16	503	31.4	105	181	.580	6	16	.375	57	69	.826	25	67	92	5.8	33	0	26	18	30	15	273	17.1
TOTAL	116	82	2785	24.0	350	646	.542	33	80	.413	159	198	.803	178	381	559	4.8	238	1	134	88	152	60	892	7.7

CAREER STATISTICS (CONFERENCE GAMES)

Year	GP	GS	Min	Avg	FG	FGA	Pct	3FG	FGA	Pct	FT	FTA	Pct	Off	Def	TR	Avg	PF	FO	A	TO	Blk	Stl	Pts	Avg
2008-09	15	0	162	10.8	10	19	.526	0	0	.000	7	14	.500	15	19	34	2.3	21	0	4	9	7	5	27	1.8
2009-10	16	16	391	24.4	41	82	.500	0	3	.000	21	23	.913	22	56	78	4.9	33	0	18	9	23	6	103	6.4
2010-11	16	16	513	32.1	42	94	.447	12	33	.364	22	26	.846	30	75	105	6.6	43	0	30	15	23	4	118	7.4
2011-12	2	2	60	30.0	11	22	.500	0	0	.000	6	8	.750	2	6	8	4.0	5	0	0	5	1	2	28	14.0
TOTAL	49	34	1126	23.0	104	217	.479	12	36	.333	56	71	.789	69	156	225	4.6	102	0	52	38	54	17	276	5.6



5 PLAYERS SCORED IN DOUBLE FIGURES

12/7/11 vs. Weber State, 94-66 W, Hartssock - 19, Austin - 15, Abouo - 15, Rogers - 15, Zylstra - 15, Davies - 11

6 PLAYERS SCORED IN DOUBLE FIGURES

12/7/11 vs. Weber State, 94-66 W, Hartssock - 19, Austin - 15, Abouo - 15, Rogers - 15, Zylstra - 15, Davies - 11

NO PLAYERS SCORED IN DOUBLE FIGURES

2/21/05 at Air Force, 39-70 L

ONE PLAYER RECORDED A DOUBLE-DOUBLE

12/31/11 vs. San Diego
Brandon Davies, 21 points, 22 rebounds

TWO PLAYERS RECORD A DOUBLE-DOUBLE

2/2/08 at Wyoming
Trent Plaisted, 17 points, 10 rebounds
Jonathan Tavernari, 10 points, 10 rebounds

TWO DOUBLE-DIGIT REBOUNDERS

11/23/10 vs. Mississippi Valley State
Brandon Davies-10, Charles Abouo-10

SIX PLAYERS HAD 5 OR MORE REBOUNDS

1/1/11 vs. Fresno Pacific, C. Collinsworth-8, Rogers-5, Emery-5, Hartssock-5, Abouo-5, Davies-5

FIVE PLAYERS HAD 6 OR MORE REBOUNDS

11/20/10 vs. Chicago State, Abouo-8, K. Collinsworth-7, Rogers-7, Anderson-6, C. Collinsworth-6, Davies-6

FOUR PLAYERS HAD 9 OR MORE REBOUNDS

12/30/06 vs. Seton Hall, Cummmard-12, Plaisted-9, Young-9, Ainge-9

TWO PLAYERS FOULED OUT

12/31/11 vs. San Diego
Nate Austin, Matt Carlino

THREE OR MORE PLAYERS FOULED OUT

1/3/09 vs. Wake Forest
Chris Miles, Gavin MacGregor, Charles Abouo

A BYU PLAYER RECEIVED A TECHNICAL FOUL

12/31/11 vs. San Diego - Brandon Davies

AN OPPONENT PLAYER RECEIVED A TECHNICAL FOUL

12/29/11 vs. Stephen Holt - Saint Mary's

A BYU COACH RECEIVED A TECHNICAL FOUL

11/24/06 vs. SUU - Dave Rose

AN OPPONENT COACH RECEIVED A TECHNICAL FOUL

12/20/11 vs. Buffalo - Reggie Witherspoon

A BYU PLAYER EJECTED FROM A GAME

11/23/02 vs. Kansas State
Travis Hansen (2 technical fouls)

AN OPPONENT PLAYER EJECTED FROM A GAME

1/30/10 vs. Utah - Marshall Henderson (flagrant foul)

A COACH EJECTED FROM THE GAME

11/30/05 vs. Lamar (at Delta Center)
Lamar coach Billy Tubbs (2 tech. fouls)

AT LEAST TWO PLAYERS SCORED 20+ POINTS

12/22/11 vs. UC Santa Barbara-Carlino 22, Hartssock 21

THREE PLAYERS SCORED 20+ POINTS

3/6/10 at TCU, Tavernari 23, Emery 22, Abouo 22

FOUR PLAYERS SCORED 20+ POINTS

1/13/79 vs. UNM, D. Ainge-27, Scott Runia-25, Devin Durrant-20, Alan Taylor-20

TWO PLAYERS SCORED 25+ POINTS

3/18/10 vs. Florida-NCAA 1st Round
Jimmer Fredette 37, Michael Loyd, Jr. 26

A PLAYER SCORED 30+ POINTS

3/24/11 vs. Florida, Jimmer Fredette, 32

A PLAYER ATTEMPTED 20 OR MORE FIELD GOALS

3/24/11 vs. Florida, Jimmer Fredette, 29

A PLAYER WITH 5 OR MORE STEALS

12/29/11 at Saint Mary's, Brandon Davies, 5

A PLAYER HAD DOUBLE-DIGIT ASSISTS

12/20/11 vs. Buffalo, Matt Carlino, 11

A PLAYER MADE DOUBLE-DIGIT FREE THROWS

3/17/11 vs. Wofford, Jimmer Fredette (10-12)

A PLAYER 100% AT FT LINE (MIN. 8 ATTS)

12/22/11 vs. UC Santa Barbara, Charles Abouo (9-9)

A PLAYER 100% FROM FLOOR (MIN. 5 ATTS)

3/19/11 vs. Gonzaga, Noah Hartssock (5-5)

A PLAYER 100% ON TREYS (MIN. 3 ATTS)

3/19/10 vs. Gonzaga, Noah Hartssock (3-3)

DID NOT MAKE A TREY

11/22/96 vs. CS Fullerton (0-9)

LAST TIME OPPONENT DID NOT MAKE A TREY

2/2/08 at Wyoming (0-15)

BYU HAD SIX OR FEWER TURNOVERS

1/11/11 at Utah, 5

BYU COMMITTED 25-PLUS TURNOVERS

12/15/07 vs. Pepperdine, 86-67 W (29)

BYU COMMITTED 11 OR LESS TEAM FOULS IN A GAME

3/12/11 vs. San Diego State, 10

BYU SCORED 90 POINTS

12/20/11 vs. Buffalo, 93-78 W

BYU SCORED 100 POINTS

3/5/11 vs. Wyoming, 102-78 W

BYU SCORED 110 POINTS

12/22/09 vs. Nevada 110-104 W

BYU SCORED LESS THAN 50 POINTS IN A GAME

1/15/08 at UNLV 41-70 L

HELD OPPONENT TO LESS THAN 50 POINTS IN A GAME

12/10/11 at Utah 61-42 W

BYU SCORED LESS THAN 40 POINTS IN A GAME

2/21/05 at Air Force 39-70 L

HELD OPPONENT TO LESS THAN 40 POINTS IN A GAME

11/23/10 vs. Mississippi Valley State 83-36 W

SHOT 60% FG

3/6/10 at TCU, (.623), 38-61

OPPONENT SHOT 60% FG

12/22/05 at Utah State, (.600), 36-60

SHOT 70% FG IN A HALF

3/6/10 at TCU, (.720), 18-25

DID NOT MISS A 2-POINT ATTEMPT IN A HALF

2/23/04 vs. Air Force, 13-13 inside the arc, (14-17, .824 overall)

SHOT LESS THAN 30% FG

2/21/05 at Air Force, (.280), 14-50

SHOT 100% FT

11/26/11 vs. Wisconsin (11-11)

SHOT 90% FT (AT LEAST 10 ATTEMPTS)

11/30/11 vs. Northern Arizona, (.900), 9-10

SHOT LESS THAN 50% FT

11/20/08 vs. North Florida, (.400), 4-10

SHOT 60% THREE-POINTERS

2/13/10 vs. Air Force, (.600), 12-20

SHOT 70% THREE-POINTERS

1/26/08 vs. New Mexico, (.813), 13-16

OPPONENT SCORED LESS THAN 20 POINTS IN 1ST HALF

12/10/11 at Utah, 17 (25-17, 61-42 W)

OPPONENT SCORED LESS THAN 20 POINTS IN 2ND HALF

1/13/10 at Air Force, 18 (31-18, 67-49 W)

BYU SCORED LESS THAN 20 POINTS IN THE FIRST HALF

2/21/05 at Air Force, 13 (BYU trailed 13-37)

BYU SCORED LESS THAN 20 POINTS IN THE 2ND HALF

1/15/00 vs. Utah, 19

OPPONENT SCORED 50 OR MORE POINTS IN A HALF

12/29/11 at Saint Mary's, 53 (first half)

BYU SCORED 50 OR MORE POINTS IN FIRST HALF

1/11/11 at Utah, 53

BYU SCORED 50 OR MORE POINTS IN SECOND HALF

12/31/11 vs. San Diego, 54

BYU SCORED 60 OR MORE POINTS IN FIRST HALF

11/20/10 vs. Chicago State, 60

BYU SCORED 60 OR MORE POINTS IN SECOND HALF

12/22/09 vs. Nevada, 64

WON BY 50 OR MORE POINTS (LARGEST MARGIN EVER)

12/22/06 vs. W. Oregon (62) 102-40

WON BY 50 OR MORE POINTS

11/23/10 vs. Mississippi Valley State (50) 86-36

WON BY 40 OR MORE POINTS

11/23/10 vs. Mississippi Valley State (50) 86-36

WON BY 30 OR MORE POINTS

12/31/11 vs. San Diego (36) 88-52

WON BY 25 OR MORE POINTS

12/27/11 vs. CSUSM (28) 79-51

LOST BY 35-PLUS POINTS

11/22/04 vs. North Carolina (36) 86-50

LOST BY 30-PLUS POINTS

2/21/05 at Air Force (31) 39-70

LOST BY 25-PLUS POINTS

1/15/08 at UNLV (29) 70-41

PLAYED AN OVERTIME GAME

3/24/11 vs. Florida, 74-83 (OT)

WON IN SINGLE OVERTIME

2/26/08 at New Mexico, 70-69

LOST IN OVERTIME

3/24/11 vs. Florida, 74-83 (OT)

PLAYED A DOUBLE OT GAME

11/26/10 vs. South Florida, 77-75 (2OT)

PLAYED A TRIPLE OT GAME

2/28/98 at UTEP 76-75 W 3OT

WON 15 STRAIGHT GAMES

2009-10 (15)

WON 10 STRAIGHT GAMES

2010-11 (10)

LOST 3 STRAIGHT GAMES

2004-05 (three times)
last time - @ New Mexico, @ Air Force, @ Utah

LOST 4 STRAIGHT GAMES

2004-05 @ New Mexico, @ Air Force, @ Utah, UNLV

LOST 5 STRAIGHT

2004-05 @ UNM, @ AFA, @ Utah, UNLV, vs. UNM (at MWC)

LOST 9 STRAIGHT

1997-98

LOST 10 STRAIGHT GAMES

1996-97 (21) - school record

PLAYED AN NCAA TOURNAMENT GAME

3/24/11 vs. Florida-Regional Semifinals, 74-83 (OT)

WON AN NCAA TOURNAMENT GAME

3/19/11 vs. Gonzaga-NCAA 3rd Round, 89-67

WON TWO NCAA TOURNAMENT GAMES

1980-81 Princeton 60-51, UCLA 78-55, Notre Dame 51-50, then lost to Virginia 60-74

2010-11 Wofford 74-66, Gonzaga 89-67

WON THREE NCAA TOURNAMENT GAMES

1980-81 Princeton 60-51, UCLA 78-55, Notre Dame 51-50, then lost to Virginia 60-74

WON FOUR NCAA TOURNAMENT GAMES

Never

PLAYED IN THE NIT

3/15/06 at Houston 67-77 L

WON AN NIT GAME

3/14/02 vs. UC Irvine 78-55 W

WON TWO NIT GAMES

1999-00 Bowling Green 81-54, So. Illinois 82-57
Then lost to Notre Dame in quarterfinals

WON THREE NIT GAMES

1965-66 NIT CHAMPIONS
1950-51 NIT CHAMPIONS

WON CONFERENCE TOURNEY

2000-01

WON CONFERENCE REGULAR SEASON

2010-11

WON CONFERENCE REGULAR SEASON OUTRIGHT

2007-08

DEFEATED A RANKED TEAM

2/26/11 at SDSU (4/6), 80-67

DEFEATED A RANKED TEAM AT HOME

1/26/11 vs. SDSU (4/4), 71-58

DEFEATED A RANKED TEAM ON THE ROAD

2/26/11 at SDSU (6/4), 80-67

WAS RANKED IN THE TOP 25 AP POLL

3/14/11 Ranked 10th

WAS RANKED IN THE TOP 25 COACHES POLL

3/29/11 Ranked 13th

FINISHED SEASON RANKED IN THE TOP 25 POLLS

2010-11 10th (AP), 13th (Coaches)



Official Basketball Box Score -- Game Totals -- Final Statistics
Brigham Young vs Utah State
11/11/11 7:05 pm at Dee Glen Smith Spectrum

Table with columns: Player, FG, 3-P, FT, Rebounds, PF, TP, A, TO, Bk, Stl, Min. Lists stats for players like DAVIES, Brandon, ROGERS, Stephen, etc.

FG % 1st Half: 11-22 50.0% 2nd Half: 11-25 44.0% Game: 22-47 46.8%
3FG % 1st Half: 2-8 25.0% 2nd Half: 1-6 16.7% Game: 3-14 21.4%
FT % 1st Half: 4-6 66.7% 2nd Half: 11-16 68.8% Game: 20-29 68.9%

Utah State 66 • 1-0

Table with columns: Player, FG, 3-P, FT, Rebounds, PF, TP, A, TO, Bk, Stl, Min. Lists stats for players like Grim, Moran, Jardine, Brady, etc.

FG % 1st Half: 10-21 47.6% 2nd Half: 12-27 44.4% Game: 22-48 45.8%
3FG % 1st Half: 2-5 40.0% 2nd Half: 3-10 30.0% Game: 5-15 33.3%
FT % 1st Half: 8-12 66.7% 2nd Half: 12-17 70.6% Game: 20-29 69.0%

Officials: Bobby McKay <R>, Mike Eggers <U>, Sam Haddad <U>
Technical fouls: Brigham Young None, Utah State None.
Attendance: 10270

Score by periods table showing 1st, 2nd, 3rd, 4th quarters and Total for both teams.

Fast Break Points: 10-10
Score tied - 10 times.
Lead changed - 9 times.

Official Basketball Box Score -- Game Totals -- Final Statistics
Prairie View A&M vs BYU
11/22/11 7:05 pm at Provo, Utah, Marriott Center

Table with columns: Player, FG, 3-P, FT, Rebounds, PF, TP, A, TO, Bk, Stl, Min. Lists stats for players like DEMUWICK, Jordan, HARTSOCK, Noah, etc.

FG % 1st Half: 10-21 32.3% 2nd Half: 10-28 26.3% Game: 20-49 29.0%
3FG % 1st Half: 1-10 10.0% 2nd Half: 1-10 10.0% Game: 2-20 10.0%
FT % 1st Half: 4-7 57.1% 2nd Half: 4-9 44.4% Game: 8-16 50.0%

BYU 90 • 3-1, 0-0

Table with columns: Player, FG, 3-P, FT, Rebounds, PF, TP, A, TO, Bk, Stl, Min. Lists stats for players like DAVIES, Brandon, ABUO, Charles, etc.

FG % 1st Half: 10-23 43.5% 2nd Half: 19-28 67.9% Game: 29-51 56.9%
3FG % 1st Half: 4-10 40.0% 2nd Half: 10-16 62.5% Game: 12-26 46.2%
FT % 1st Half: 4-7 57.1% 2nd Half: 10-17 58.8% Game: 20-29 69.0%

Officials: Michael Eggers, Jeff Keith, Coban Lyons
Technical fouls: Prairie View A&M-BELL, Corbett, Luey
Technical fouls: BYU-None, Utah State-None, Lumberjack Classic (Prescott, Ariz.)

Score by periods table showing 1st, 2nd, 3rd, 4th quarters and Total for both teams.

Fast Break Points: 10-10
Score tied - 2 times.
Lead changed - 8 times.

Official Basketball Box Score -- Game Totals -- Final Statistics
Brigham Young vs Northern Arizona
11/30/11 7:05 pm at Tim's Toyota Center

Table with columns: Player, FG, 3-P, FT, Rebounds, PF, TP, A, TO, Bk, Stl, Min. Lists stats for players like DAVIES, Brandon, HARTSOCK, Noah, etc.

FG % 1st Half: 18-33 54.5% 2nd Half: 18-33 54.5% Game: 36-66 54.5%
3FG % 1st Half: 5-10 50.0% 2nd Half: 5-13 38.5% Game: 10-23 43.5%
FT % 1st Half: 7-8 87.5% 2nd Half: 7-10 70.0% Game: 14-18 77.8%

Northern Arizona 52 • 2-5

Table with columns: Player, FG, 3-P, FT, Rebounds, PF, TP, A, TO, Bk, Stl, Min. Lists stats for players like BEWERNICK, Gaetan, EKANEH, Ephraim, etc.

FG % 1st Half: 8-24 33.3% 2nd Half: 12-29 41.4% Game: 20-53 37.6%
3FG % 1st Half: 3-7 42.9% 2nd Half: 3-10 30.0% Game: 5-17 29.4%
FT % 1st Half: 2-4 50.0% 2nd Half: 5-10 50.0% Game: 7-14 50.0%

Officials: Scott Twardowski, Chris Rastetter, Gregory Nixon
Technical fouls: Brigham Young-None, Northern Arizona-None.
Attendance: 3215

Score by periods table showing 1st, 2nd, 3rd, 4th quarters and Total for both teams.

Fast Break Points: 10-10
Score tied - 0 times.
Lead changed - 1 time.

Official Basketball Box Score -- Game Totals -- Final Statistics
BYU-Hawaii vs BYU
11/15/11 7:05 pm at Provo, Utah, Marriott Center

Table with columns: Player, FG, 3-P, FT, Rebounds, PF, TP, A, TO, Bk, Stl, Min. Lists stats for players like HURST, Brady, FUNK, Brocketh, etc.

FG % 1st Half: 6-31 19.4% 2nd Half: 15-37 40.5% Game: 21-68 30.9%
3FG % 1st Half: 2-13 15.4% 2nd Half: 6-23 26.1% Game: 8-36 22.2%
FT % 1st Half: 3-6 50.0% 2nd Half: 3-3 0.0% Game: 3-9 33.3%

BYU 73 • 1-1

Table with columns: Player, FG, 3-P, FT, Rebounds, PF, TP, A, TO, Bk, Stl, Min. Lists stats for players like ABUO, Charles, HARTSOCK, Noah, etc.

FG % 1st Half: 15-30 50.0% 2nd Half: 17-25 68.0% Game: 32-55 58.0%
3FG % 1st Half: 3-11 27.3% 2nd Half: 1-2 50.0% Game: 4-13 30.8%
FT % 1st Half: 7-8 87.5% 2nd Half: 10-17 58.8% Game: 17-25 68.0%

Officials: Glen Meyberry, James Giron, Casey McChellan
Technical fouls: BYU-Hawaii-None, BYU-None.
Attendance: 13435

Score by periods table showing 1st, 2nd, 3rd, 4th quarters and Total for both teams.

Fast Break Points: 10-10
Score tied - 0 times.
Lead changed - 0 times.

Official Basketball Box Score -- Game Totals -- Final Statistics
Nevada Wolf Pack vs BYU Cougars
11-25-11 5:00 pm at Sears Center Hoffman Estates, IL

Table with columns: Player, FG, 3-P, FT, Rebounds, PF, TP, A, TO, Bk, Stl, Min. Lists stats for players like NYEKO, Patrick, HARTSOCK, Noah, etc.

FG % 1st Half: 10-29 34.5% 2nd Half: 11-27 40.7% Game: 21-56 37.6%
3FG % 1st Half: 2-5 40.0% 2nd Half: 3-15 20.0% Game: 5-20 25.0%
FT % 1st Half: 5-6 83.3% 2nd Half: 3-7 42.9% Game: 8-13 61.5%

BYU Cougars 76 • 4-1

Table with columns: Player, FG, 3-P, FT, Rebounds, PF, TP, A, TO, Bk, Stl, Min. Lists stats for players like DAVIES, Brandon, HARTSOCK, Noah, etc.

FG % 1st Half: 14-30 46.7% 2nd Half: 16-18 88.9% Game: 30-48 62.5%
3FG % 1st Half: 2-8 25.0% 2nd Half: 6-10 60.0% Game: 8-18 44.4%
FT % 1st Half: 4-6 66.7% 2nd Half: 2-3 66.7% Game: 6-9 66.7%

Officials: Tim Kelly, Tony Dawkins, Ron Tyburki
Technical fouls: Nevada Wolf Pack-None, BYU Cougars-None.
Attendance: 12845

Score by periods table showing 1st, 2nd, 3rd, 4th quarters and Total for both teams.

Fast Break Points: 10-10
Score tied - 2 times.
Lead changed - 1 time.

Official Basketball Box Score -- Game Totals -- Final Statistics
Oregon vs BYU
12/05/11 3:05 pm at EnergySolutions Arena, Salt Lake City

Table with columns: Player, FG, 3-P, FT, Rebounds, PF, TP, A, TO, Bk, Stl, Min. Lists stats for players like SIM, Garrett, ASHAUOLU, Ulu, etc.

FG % 1st Half: 10-24 41.7% 2nd Half: 13-22 59.1% Game: 23-46 50.0%
3FG % 1st Half: 5-11 45.5% 2nd Half: 4-13 30.8% Game: 9-24 37.5%
FT % 1st Half: 6-10 60.0% 2nd Half: 6-11 54.5% Game: 12-21 57.1%

BYU 79 • 6-2, 0-0

Table with columns: Player, FG, 3-P, FT, Rebounds, PF, TP, A, TO, Bk, Stl, Min. Lists stats for players like DAVIES, Brandon, ABUO, Charles, etc.

FG % 1st Half: 14-37 37.8% 2nd Half: 14-34 41.2% Game: 28-71 39.4%
3FG % 1st Half: 5-17 29.4% 2nd Half: 5-19 26.3% Game: 10-36 27.8%
FT % 1st Half: 5-9 55.6% 2nd Half: 8-11 72.7% Game: 13-20 65.0%

Officials: Kevin Brill, Gregory Nixon, Jay Orr
Technical fouls: Oregon-None, BYU-None.
Attendance: 12845

Score by periods table showing 1st, 2nd, 3rd, 4th quarters and Total for both teams.

Fast Break Points: 10-10
Score tied - 0 times.
Lead changed - 1 time.

Official Basketball Box Score -- Game Totals -- Final Statistics
Longwood vs BYU
11/18/11 7:05 pm at Provo, Utah, Marriott Center

Table with columns: Player, FG, 3-P, FT, Rebounds, PF, TP, A, TO, Bk, Stl, Min. Lists stats for players like Bowman, Jeremiah, WASHINGTON, Martiz, etc.

FG % 1st Half: 11-20 55.0% 2nd Half: 12-28 42.9% Game: 23-48 47.9%
3FG % 1st Half: 5-13 38.5% 2nd Half: 4-9 44.4% Game: 9-22 40.9%
FT % 1st Half: 2-3 66.7% 2nd Half: 3-7 42.9% Game: 5-10 50.0%

BYU 92 • 2-1

Table with columns: Player, FG, 3-P, FT, Rebounds, PF, TP, A, TO, Bk, Stl, Min. Lists stats for players like DAVIES, Brandon, ABUO, Charles, etc.

FG % 1st Half: 11-25 44.0% 2nd Half: 21-33 63.6% Game: 32-58 55.2%
3FG % 1st Half: 6-15 40.0% 2nd Half: 4-9 44.4% Game: 10-24 41.7%
FT % 1st Half: 7-13 53.8% 2nd Half: 6-10 60.0% Game: 13-23 56.5%

Officials: Daryl Gelinas, Mark Cook, Jeffrey Kent
Technical fouls: Longwood-None, BYU-None.
Attendance: 10273

Score by periods table showing 1st, 2nd, 3rd, 4th quarters and Total for both teams.

Fast Break Points: 10-10
Score tied - 1 time.
Lead changed - 4 times.

Official Basketball Box Score -- Game Totals -- Final Statistics
Wisconsin 73 • 6-0

Table with columns: Player, FG, 3-P, FT, Rebounds, PF, TP, A, TO, Bk, Stl, Min. Lists stats for players like BRUST, Ben, FANEY, Dan, etc.

FG % 1st Half: 12-28 42.9% 2nd Half: 15-25 60.0% Game: 27-53 50.9%
3FG % 1st Half: 7-14 50.0% 2nd Half: 6-10 60.0% Game: 13-24 54.2%
FT % 1st Half: 3-3 100.0% 2nd Half: 3-4 75.0% Game: 6-7 85.7%

BYU Cougars 56 • 4-2

Table with columns: Player, FG, 3-P, FT, Rebounds, PF, TP, A, TO, Bk, Stl, Min. Lists stats for players like DAVIES, Brandon, ZYLSTRA, Brock, etc.

FG % 1st Half: 13-26 50.0% 2nd Half: 9-25 36.0% Game: 22-51 43.0%
3FG % 1st Half: 5-10 50.0% 2nd Half: 3-6 50.0% Game: 8-16 50.0%
FT % 1st Half: 5-5 100.0% 2nd Half: 6-6 100.0% Game: 11-11 100.0%

Officials: Bill Covington, Tony Dawkins, Bob Tosta
Technical fouls: Wisconsin-None, BYU Cougars-None.
Attendance: 2634

Score by periods table showing 1st, 2nd, 3rd, 4th quarters and Total for both teams.

Fast Break Points: 10-10
Score tied - 6 times.
Lead changed - 3 times.

Official Basketball Box Score -- Game Totals -- Final Statistics
Weber State vs BYU
12/07/11 7:05 pm at Provo, Utah, Marriott Center

Table with columns: Player, FG, 3-P, FT, Rebounds, PF, TP, A, TO, Bk, Stl, Min. Lists stats for players like LILLARD, Damian, BAMFORTH, Scott, etc.

FG % 1st Half: 12-37 32.4% 2nd Half: 10-29 34.5% Game: 22-66 33.3%
3FG % 1st Half: 4-11 36.4% 2nd Half: 2-11 18.2% Game: 5-22 22.7%
FT % 1st Half: 7-9 77.8% 2nd Half: 10-10 100.0% Game: 17-19 89.5%

BYU 84 • 7-2, 0-0

Table with columns: Player, FG, 3-P, FT, Rebounds, PF, TP, A, TO, Bk, Stl, Min. Lists stats for players like DAVIES, Brandon, ABUO, Charles, etc.

FG % 1st Half: 18-44 40.9% 2nd Half: 21-33 63.6% Game: 39-77 50.6%
3FG % 1st Half: 4-11 36.4% 2nd Half: 4-9 44.4% Game: 8-20 40.0%
FT % 1st Half: 7-8 87.5% 2nd Half: 1-5 20.0% Game: 8-13 61.5%

Officials: Eric Curry, Jon Sigilano, Scott Brown
Technical fouls: Weber State-BAMFORTH, Scott, BYU-None.
Attendance: 11676

Score by periods table showing 1st, 2nd, 3rd, 4th quarters and Total for both teams.

Fast Break Points: 10-10
Score tied - 0 times.
Lead changed - 0 times.

2011-12 SEASON STATS
BYU Combined Team Statistics (as of Jan 03, 2012)
All games

RECORD:	OVERALL	HOME	AWAY	NEUTRAL
ALL GAMES	12-4	8-1	1-2	3-1
CONFERENCE	1-1	1-0	0-1	0-0
NON-CONFERENCE	11-3	7-1	1-1	3-1

#	Player	gp-gs	min	avg	Total		3-Point		F-Throw		Rebounds				pf	dq	a	to	blk	stl	pts	avg
					fg-fga	fg%	3fg-fga	3fg%	ft-fa	ft%	off	def	tot	avg								
34	HARTSOCK, Noah	16-16	503	31.4	105-181	.580	6-16	.375	57-69	.826	25	67	92	5.8	33	0	26	18	30	15	273	17.1
10	CARLINO, Matt	6-5	153	25.5	32-66	.485	17-33	.515	9-11	.818	2	20	22	3.7	19	1	28	19	3	12	90	15.0
00	DAVIES, Brandon	16-16	429	26.8	81-162	.500	0-1	.000	44-61	.721	42	88	130	8.1	48	2	31	36	18	22	206	12.9
01	ABOUO, Charles	16-16	415	25.9	62-133	.466	23-51	.451	44-62	.710	36	70	106	6.6	42	0	42	39	5	18	191	11.9
21	ROGERS, Stephen	10-2	198	19.8	38-74	.514	15-38	.395	8-13	.615	2	20	22	2.2	14	1	18	11	5	8	99	9.9
13	ZYLSTRA, Brock	16-16	441	27.6	49-105	.467	27-67	.403	15-22	.682	13	47	60	3.8	28	0	38	26	2	18	140	8.8
20	WINDER, Anson	15-6	283	18.9	24-63	.381	14-43	.326	12-21	.571	2	19	21	1.4	10	0	41	19	3	13	74	4.9
24	HARRISON, Damarcus	15-0	165	11.0	26-73	.356	7-31	.226	7-15	.467	4	12	16	1.1	10	0	12	15	1	9	66	4.4
33	AUSTIN, Nate	16-0	186	11.6	26-44	.591	5-11	.455	10-21	.476	14	37	51	3.2	41	2	7	10	8	4	67	4.2
02	CUSICK, Craig	16-3	242	15.1	14-30	.467	7-21	.333	9-13	.692	1	18	19	1.2	21	0	38	11	0	9	44	2.8
12	SHARP, Josh	14-0	136	9.7	9-18	.500	1-4	.250	6-11	.545	12	18	30	2.1	14	0	10	11	1	3	25	1.8
14	MARTINEAU, Nick	12-0	37	3.1	3-8	.375	2-3	.667	1-2	.500	1	5	6	0.5	1	0	6	3	0	2	9	0.8
05	COLLINSWORTH, Chr	2-0	12	6.0	0-2	.000	0-1	.000	0-0	.000	0	1	1	0.5	3	0	1	3	1	0	0	0.0
Team											25	32	57				1					
Total.....		16	3200		469-959	.489	124-320	.388	222-321	.692	179	454	633	39.6	284	6	298	222	77	133	1284	80.2
Opponents.....		16	3200		368-928	.397	113-341	.331	176-265	.664	157	367	524	32.8	295	-	214	253	49	98	1025	64.1

TEAM STATISTICS	BY	OPP	Date	Opponent	Score	Att.
SCORING	1284	1025	11/11/11	at Utah State	L 62-69	10270
Points per game	80.2	64.1	11/15/11	BYU-HAWAII	w 73-52	13435
Scoring margin	+16.2	-	11/18/11	LONGWOOD	w 92-60	10173
FIELD GOALS-ATT	469-959	368-928	11/22/11	PRAIRIE VIEW A&M	w 90-51	11760
Field goal pct	.489	.397	11/25/11	vs Nevada	w 76-55	3424
3 POINT FG-ATT	124-320	113-341	11/26/11	vs Wisconsin	L 56-73	2634
3-point FG pct	.388	.331	11/30/11	vs Northern Arizona	w 87-52	3215
3-pt FG made per game	7.8	7.1	12/03/11	vs Oregon	w 79-65	12845
FREE THROWS-ATT	222-321	176-265	12/07/11	WEBER STATE	w 94-66	11676
Free throw pct	.692	.664	12/10/11	at Utah	w 61-42	10327
F-Throws made per game	13.9	11.0	12/17/11	BAYLOR	L 83-86	22700
REBOUNDS	633	524	12/20/11	BUFFALO	w 93-78	9632
Rebounds per game	39.6	32.8	12/22/11	UC SANTA BARBARA	w 89-75	10670
Rebounding margin	+6.8	-	12/27/11	CAL STATE SAN MARCOS	w 79-51	13007
ASSISTS	298	214	* 12/29/11	at Saint Mary's (CA)	L 82-98	3500
Assists per game	18.6	13.4	* 12/31/11	SAN DIEGO	w 88-52	16369
TURNOVERS	222	253				
Turnovers per game	13.9	15.8				
Turnover margin	+1.9	-				
Assist/turnover ratio	1.3	0.8				
STEALS	133	98				
Steals per game	8.3	6.1				
BLOCKS	77	49				
Blocks per game	4.8	3.1				
ATTENDANCE	119422	46215				
Home games-Avg/Game	9-13269	3-8032				
Neutral site-Avg/Game	-	4-5530				

* = Conference game

Score by Periods	1st	2nd	Totals
BYU	593	691	1284
Opponents	474	551	1025



2011-12 SEASON STATS
BYU Combined Team Statistics (as of Dec 31, 2011)
Conference games

RECORD:	OVERALL	HOME	AWAY	NEUTRAL
ALL GAMES	1-1	1-0	0-1	0-0
CONFERENCE	1-1	1-0	0-1	0-0
NON-CONFERENCE	0-0	0-0	0-0	0-0

##	Player	gp-gs	min	avg	Total		3-Point		F-Throw		Rebounds				pf	dq	a	to	blk	stl	pts	avg
					fg-fga	fg%	3fg-fga	3fg%	ft-fa	ft%	off	def	tot	avg								
00	DAVIES, Brandon	2-2	65	32.5	19-31	.613	0-0	.000	11-16	.688	9	20	29	14.5	7	0	4	6	3	6	49	24.5
34	HARTSOCK, Noah	2-2	60	30.0	11-22	.500	0-0	.000	6-8	.750	2	6	8	4.0	5	0	0	5	1	2	28	14.0
01	ABOUO, Charles	2-2	50	25.0	7-17	.412	2-6	.333	8-11	.727	3	5	8	4.0	6	0	3	3	0	1	24	12.0
10	CARLINO, Matt	2-2	47	23.5	8-22	.364	5-11	.455	0-0	.000	1	9	10	5.0	9	1	9	5	1	3	21	10.5
13	ZYLSTRA, Brock	2-2	60	30.0	4-9	.444	1-6	.167	3-5	.600	2	6	8	4.0	6	0	6	2	0	0	12	6.0
33	AUSTIN, Nate	2-0	26	13.0	3-7	.429	1-2	.500	2-4	.500	2	3	5	2.5	6	1	2	0	1	1	9	4.5
02	CUSICK, Craig	2-0	34	17.0	3-3	1.000	2-2	1.000	0-0	.000	0	2	2	1.0	4	0	6	2	0	2	8	4.0
20	WINDER, Anson	2-0	37	18.5	3-9	.333	2-5	.400	0-0	.000	0	1	1	0.5	1	0	6	2	0	4	8	4.0
24	HARRISON, Damarcus	2-0	10	5.0	3-6	.500	0-0	.000	0-0	.000	0	2	2	1.0	0	0	1	2	0	0	6	3.0
14	MARTINEAU, Nick	1-0	5	5.0	1-1	1.000	1-1	1.000	0-0	.000	0	0	0	0.0	0	0	0	0	0	0	3	3.0
12	SHARP, Josh	2-0	6	3.0	0-0	.000	0-0	.000	2-2	1.000	2	1	3	1.5	0	0	1	1	1	1	2	1.0
Team											5	2	7									
Total.....		2	400		62-127	.488	14-33	.424	32-46	.696	26	57	83	41.5	44	2	38	28	7	20	170	85.0
Opponents.....		2	400		45-117	.385	17-52	.327	43-56	.768	23	48	71	35.5	43	-	29	30	6	17	150	75.0

TEAM STATISTICS	BY	OPP	Date	Opponent	Score	Att.
SCORING	170	150	* 12/29/11	at Saint Mary's (CA)	L 82-98	3500
Points per game	85.0	75.0	* 12/31/11	SAN DIEGO	W 88-52	16369
Scoring margin	+10.0	-	* = Conference game			
FIELD GOALS-ATT	62-127	45-117				
Field goal pct	.488	.385				
3 POINT FG-ATT	14-33	17-52				
3-point FG pct	.424	.327				
3-pt FG made per game	7.0	8.5				
FREE THROWS-ATT	32-46	43-56				
Free throw pct	.696	.768				
F-Throws made per game	16.0	21.5				
REBOUNDS	83	71				
Rebounds per game	41.5	35.5				
Rebounding margin	+6.0	-				
ASSISTS	38	29				
Assists per game	19.0	14.5				
TURNOVERS	28	30				
Turnovers per game	14.0	15.0				
Turnover margin	+1.0	-				
Assist/turnover ratio	1.4	1.0				
STEALS	20	17				
Steals per game	10.0	8.5				
BLOCKS	7	6				
Blocks per game	3.5	3.0				
ATTENDANCE	16369	3500				
Home games-Avg/Game	1-16369	1-3500				
Neutral site-Avg/Game	-	0-0				

Score by Periods	1st	2nd	Totals
BYU	77	93	170
Opponents	77	73	150

