

# 2011-12 BYU BASKETBALL GAME NOTES



## Game 19 — BYU (14-4, 3-1) vs. Santa Clara (8-8, 0-3)

Saturday, Jan. 14, 2012 • 6 p.m. MST

Provo, Utah • Marriott Center (22,700)

TV: ESPNU

TV Talent: Dave Flemming (play-by-play) and Sean Farnham (analyst)

Live Video: ESPN3.com

Radio: KSL 102.7 FM / 1160 AM

BYU Radio - Sirius XM 143

Radio Talent: Greg Wrubell (play-by-play) and Mark Durrant (analyst)

Live Audio: KSL.com

Live Stats: BYUcougars.com

### 2011-12 SCHEDULE

All times local to site

#### OCTOBER

26	Wed	Cougar Tipoff (Exhibition)	74-71
29	Sat	Midwestern State (Exh-BYUtv) W	91-74

#### NOVEMBER

4	Fri	Dixie State (Exh-BYUtv)	W, 96-85
11	Fri	@ Utah State (KCSG)	L, 62-69
15	Tue	BYU-Hawaii (BYUtv)	W, 73-52
18	Fri	Longwood (BYUtv)*	W, 92-60
22	Tue	Prairie View A&M (BYUtv)*	W, 90-51
25	Fri	vs. Nevada (BYUtv)*	W, 76-55
26	Sat	vs. Wisconsin*	L, 56-73
30	Wed	vs. Northern Arizona (BYUtv) ^	W, 87-52

Tim's Toyota Center

#### DECEMBER

3	Sat	vs. Oregon (ESPNU)	W, 79-65
		EnergySolutions Arena	
7	Wed	Weber State (BYUtv)	W, 94-66
10	Sat	@ Utah (FSN)	W, 61-42
17	Sat	Baylor (BYUtv)	L, 83-86
20	Tue	Buffalo (BYUtv)	W, 93-78
22	Thu	UC Santa Barbara (BYUtv)	W, 89-75
27	Tue	Cal State San Marcos (BYUtv)	W, 79-51
29	Thu	@ Saint Mary's (ESPN2)	L, 82-98
31	Sat	San Diego (BYUtv)	W, 88-52

#### JANUARY

5	Thu	@ Loyola Marymount	W, 73-65
7	Sat	San Francisco (BYUtv)	W, 81-56
14	Sat	Santa Clara (ESPNU)	6 pm
16	Mon	@ San Diego (BYUtv)	7 pm
19	Thu	Loyola Marymount (BYUtv)	7 pm
21	Sat	@ Pepperdine	5 pm
25	Wed	@ Virginia Tech (ESPN3)	7 pm
28	Sat	Saint Mary's (ESPNU)	7 pm

#### FEBRUARY

2	Thu	Gonzaga (ESPN2)	9 pm
4	Sat	@ Portland	7 pm
11	Sat	Pepperdine (BYUtv)	4 pm
16	Thu	@ San Francisco (ESPNU)	7 pm
18	Sat	@ Santa Clara (ESPNU)	4 pm
23	Thu	@ Gonzaga (ESPN2)	8 pm
25	Sat	Portland (BYUtv)	4 pm
29	Wed	WCC Championships	TBA

#### MARCH

1	Thu	WCC Championships	TBA
2	Fri	WCC Championships (ESPNU)	TBA
3	Sat	WCC Championships (ESPN2)	TBA
5	Mon	WCC Championships (ESPN/ESPN2)	TBA

\* Chicago Invitational Challenge

^ Lumberjack Classic

### BYU ATHLETIC COMMUNICATIONS

30 Smith Field House • Provo, Utah 84602 • BYUcougars.com • (801) 422-8948

MBB Contact: Kyle Chilton • O: (801) 422-4909 • C: (801) 372-2080 • kyle\_chilton@byu.edu

BYU Cougars	Santa Clara	Series Information	Up Next
2011-12 Record ..... 14-4	2011-12 Record ..... 8-8	BYU leads ..... 15-5	At San Diego .....
WCC Record ..... 3-1	WCC Record ..... 0-3	Last Meeting .....	Monday, Jan. 16, 7 p.m. PT. ...
Head Coach ..... Dave Rose	Head Coach ..... Kerry Keating	BYU won 87-74, 12/31/04	TV .....
Alma Mater. ... Houston, 1983	Alma Mater. ... Seton Hall, 1993	In Provo .....	Online Video ..... BYUtv.org
Career Record. ... 173-49 (7th)	Career Record. ... 74-75 (5th)	At Santa Clara .....	Radio ..... KSL Newsradio
Record at BYU ..... Same	Record at Santa Clara. ... Same	Neutral .....	Online Audio ..... KSL.com

### QUICK HITS

- Dave Rose is second in program history in wins (173) and first in winning percentage (.779).
- Brock Zylstra tied a BYU record with 6-consecutive 3s without a miss against San Francisco.
- Against San Francisco, BYU assisted on 27 of 29 field goals (93.1 percent), the third-best single-game ratio in program history.
- Craig Cusick is 6 of 7 from 3 in four league games, including a 3 of 3 effort at Loyola Marymount.

### PROJECTED STARTERS



#### #10 • Matt Carlino • G

6-2 • 175 • Fr.  
Scottsdale, Ariz.  
Bloomington South HS

Pts	Reb	Ast	Stl
13.9	3.1	4.9	1.9

Has scored in double figures in 6 of 8 games including his first five collegiate games ... has hit a 3-pointer in all eight games ... has posted a steal in 7 of 8 games this season ... has posted 6-plus assists four times ... made collegiate debut on Dec. 17 against Baylor ... posted a double-double against Buffalo with 10 points and 11 assists ... had 22 points vs. UCSB



#### #13 • Brock Zylstra • G

6-6 • 210 • Jr.  
La Verne, Calif.  
Bonita HS

Pts	Reb	Ast	Stl
9.0	3.9	2.4	1.1

Has started all 18 games this season ... shooting .500 from the field and .446 from three ... scored a career-best 26 vs. Buffalo ... had 23 points vs. Northern Arizona ... against San Francisco tied the BYU record for consecutive threes in a game without a miss with 6 and scored 22 points ... has hit a three in 14 of 18 games ... has 3-plus assists in 10 games



#### #1 • Charles Abouo • G

6-5 • 215 • Sr.  
Abidjan, Cote d'Ivoire  
Brewster Academy

Pts	Reb	Ast	Stl
11.1	6.4	2.9	1.2

Has started all 18 games ... shooting .437 from the field and .429 from 3 ... has scored in double figures 9 times this season ... had a double-double with 19 points and 16 rebounds vs. Longwood ... had 12 rebounds vs. Oregon ... has posted 4-plus assists seven times ... has posted 2-plus steals seven times



#### #34 • Noah Hartsock • F

6-8 • 230 • Sr.  
Bartlesville, Okla.  
Bartlesville HS

Pts	Reb	Ast	Blk
17.1	5.8	1.6	1.8

Leads the team in scoring and blocked shots ... is shooting .589 from the field and .821 from the free throw line ... has scored in double figures every game this season ... has scored 20-plus points 5 times ... has shot .500 or better in all but three games and .600 or better in eight games ... WCC Player of the Month for December



#### #0 • Brandon Davies • F

6-9 • 235 • Jr.  
Provo, Utah  
Provo HS

Pts	Reb	Ast	Stl
12.9	8.1	2.4	1.3

In WCC play is 3rd in league in scoring (19.0 ppg) and 1st in rebounding (11.3 rpg) ... has four double-doubles ... averaging at least one of everything (pts, reb, ast, stl, blk) ... shooting .503 from the field and .700 from the free throw line ... has scored in double figures in six-straight games ... named MWC Player of the Week (Jan. 2)

### OFF THE BYU BENCH

2	Craig Cusick	G	6-2	185	Jr.	3.1	1.3	Orem, Utah (Utah)
5	Chris Collinsworth	F	6-9	235	So.	0.0	0.5	Provo, Utah (Provo HS)
12	Josh Sharp	F	6-7	185	Fr.	1.7	2.0	Highland, Utah (Utah)
14	Nick Martineau	G	6-0	170	Jr.	0.7	0.5	Fruit Heights, Utah (Davis HS)
20	Anson Winder	G	6-3	195	Fr.	4.8	1.4	Las Vegas, Nev. (Bishop Gorman HS)
21	Stephen Rogers	F	6-8	195	Jr.	8.7	2.1	Mesa, Ariz. (Mesa CC)
24	Damarcus Harrison	G	6-5	190	Fr.	4.3	1.1	Greenwood, S.C. (Christ School)
33	Nate Austin	F/C	6-10	215	Fr.	4.4	3.7	Alpine, Utah (Lone Peak HS)

#### Redshirts

3	Austin Nelson	G	6-0	160	Fr.	—	—	Henderson, Nev. (Coronado HS)
15	Jaren Sweeney	G/F	6-5	190	Fr.	—	—	Mesa, Ariz. (Mountain View HS)
42	Ian Harward	F/C	6-10	215	Fr.	—	—	Orem, Utah (Orem HS)

Has hit a 3-pointer in all four WCC games, 6 of 7 from 3 in WCC play  
Had his right knee scoped on Dec. 13, out 6 to 12 weeks from that date  
Posted 1 point and 1 block vs. San Francisco  
Played 3 minutes vs. San Francisco  
Had 5 points, 2 assists and 2 rebounds vs. San Francisco  
Against USF had 3 points, 3 rebounds, his 2nd game back after knee injury  
Posted 3 points and 1 rebound vs. San Francisco  
Averaging 6.0 points and 7.5 rebounds in the last 2 games

Coronado's all-time leader in scoring and assists  
Earned first-team all-state honors and helped Mountain View to a state title  
Prepped at Orem High School where he averaged 14.0 points as a senior



**BYU SERIES VS. SANTA CLARA**

Overall Series Record: BYU leads 15-5

BYU Record in Provo: 9-2

BYU Record at Santa Clara: 5-2

BYU Record at Neutral Sites: 1-1

BYU Record Under Dave Rose: 0-0

**Last 10 meetings**

12-18-65	at Santa Clara	87-79	W
12-22-67	Santa Clara	75-80	L
12-23-67	Santa Clara	91-46	W
12-22-70	at Santa Clara*	68-67	W
12-1-72	Santa Clara	84-73	W
12-2-72	Santa Clara	64-66	L
12-30-86	at Santa Clara#	77-66	W
12-30-94	vs. Santa Clara+	76-55	W
12-30-03	at Santa Clara#	68-66	W
12-31-04	Santa Clara	87-74	W

\*Rainbow Classic

+Cable Car Classic in San Jose

#Cable Car Classic in Santa Clara

**COMPARING THE STATS**

Season Averages Overall	BYU	SCU
Points Scored/Game	79.9	71.1
Points Allowed/Game	63.7	70.9
Rebounds/Game	40.0	35.3
Rebounds Allowed/Game	33.1	36.2
Assists/Game	19.1	13.2
Steals/Game	8.1	5.4
Blocks/Game	4.7	2.5
Turnovers	14.0	12.5
FG Percentage	.488	.410
FG Percentage Defense	.389	.424
3FG Percentage	.393	.372
3FG/Game	7.8	9.0
3FG Percentage Defense	.313	.351
FT Percentage	.692	.725

**SANTA CLARA'S PROBABLE STARTERS**

Name	Ht.	Pos.	Ppg	Rpg
Kevin Foster	6-2	219	17.5	2.9
Evan Roquemore	6-3	175	14.1	3.4
Niyi Harrison	6-8	225	9.5	6.3
Raymond Cowels III	6-4	215	8.5	3.9
John McArthur	6-9	230	6.3	4.8

**BY THE NUMBERS**

**4** The number of double-doubles for Brandon Davies this season. He had 18 points and 13 rebounds vs. Baylor, 14 points at 13 rebounds vs. Cal State San Marcos, 21 points and 22 rebounds vs. San Diego and 15 points and 10 rebounds at Loyola Marymount.

**6** The number of different players who have scored 20-plus points in a single game this season. Brandon Davies scored 25 vs. BYU-Hawaii, 28 at Saint Mary's and 21 vs. San Diego; Charles Abouo had 22 vs. Nevada; Noah Hartsock had 21 vs. Nevada, 23 vs. Oregon, 21 vs. UC Santa Barbara, 20 vs. Cal State San Marcos and 21 at Loyola Marymount; Brock Zylstra scored 23 vs. Northern Arizona, 26 vs. Buffalo and 22 vs. San Francisco; Anson Winder had 20 vs. Buffalo and Matt Carlino had 22 vs. UC Santa Barbara.

**6** The number of 20-win seasons for BYU head coach Dave Rose. He is the second coach in BYU history to begin his career with six-straight 20-win seasons. Rose is tied with Roger Reid and Stan Watts for the most 20-win seasons in BYU history. Rose also has five 25-win seasons, a program record.

**20-20** Brandon Davies had 21 points and 22 rebounds vs. San Diego on Dec. 31, 2011, BYU's first 20-20 game since Mark Handy had 20 points and 23 rebounds vs. Wyoming on March 7, 1975.

**27** The number of 3-pointers BYU hit during a two-game stretch (vs. Longwood and Prairie View A&M). The 27 3s are a BYU record for most 3s in a two-game stretch. The Cougars shot .563 (27 of 48) from three during the two games.

**56, 57** BYU's point totals in the second halves vs. Prairie View A&M and Longwood, respectively. The Cougars hit 21 of 33 (.636) from the field and 9 of 16 from three (.563) in the second half vs. Longwood and 19 of 28 (.679) from the field and 8 of 12 from three (.667) in the second half vs. Prairie View A&M.

**65.3** The percentage of field goals BYU has assisted on this season (343 assists on 525 field goals). The Cougars set their season best ratio with assists on 93.1 percent of their field goals against San Francisco (27 assists on 29 field goals). The 93.1 percent mark is the third-highest ratio in program history.

**101** BYU's win total the last four seasons (25 in 2008-09, 30 in 2009-10, 32 in 2010-11 and 14 this season). Charles Abouo has played in all 101 wins over the last four seasons to place him fourth all-time in program history in wins played in behind Jimmer Fredette (112), Jackson Emery (106) and Jonathan Tavernari (103). Noah Hartsock has played in 96 wins (Hartsock missed six games his freshman season — 2008-09 — with a sprained ankle).

**154** The number of career blocks for senior Noah Hartsock, fourth all-time in program history. Hartsock had a season-best four blocks vs. Wisconsin, vs. Oregon and at Utah. Greg Kite is first with 208 blocks, Shawn Bradley is second with 177 and Russell Larson is third with 166.

**173** BYU head coach Dave Rose's win total. He is second all-time in career wins at BYU behind Stan Watts (371 victories from 1949-72), a member of the Basketball Hall of Fame.

**LAST TIME OUT: BYU VS. SAN FRANCISCO**

PROVO – Four Cougars scored in double figures and the BYU men's basketball team assisted on 27 of their 29 field goals to roll on to a 81-56 victory over the San Francisco Dons Saturday at the Marriott Center.

Junior Brock Zylstra hit all eight of his field goal attempts, including a career best six threes, to lead the game with 22 points. Senior Noah Hartsock added 14 points and six rebounds, while both Brandon Davies and Matt Carlino added 12 points apiece.

The Cougars shot a season best percentage from three by hitting 12 of 19 attempts (63.2%) and finished 29 of 54 from the field. The BYU defense held USF to 19 of 58 shooting and 6 of 29 from beyond the arc.

Senior Charles Abouo led the team with a career-high seven assists while Davies added six to tie his career high. Davies got the Cougars off to a fast start by nailing his first four shots from the field and scoring nine of the team's first 13 points. After Davies cooled off, Zylstra took over and went on a personal 9-0 run with three consecutive treys.

Anson Winder and Matt Carlino continued the Zylstra-led run with a three and two-point jumper, respectively. The Dons broke the run at 14-0 but trailed the Cougars 27-8 with just under eight minutes left in the half.

BYU closed the half with more sharp shooting from deep, as Damarcus Harrison and Carlino each nailed a three in the final two minutes to give BYU a 42-20 halftime advantage. The Cougars shot 7 of 10 from three in the half and assisted on all 16 made field goals, while the Dons finished the half 0 of 14 from three-point range.

USF opened the second half with a 6-0 to narrow the deficit before Davies broke the run with a dunk at the 18:12 mark. Zylstra continued to hit shots throughout the second half and gave BYU a game high lead with a breakaway dunk that made the score 64-33 with 12:59 remaining.

The Dons went on a 7-0 run and held the Cougars scoreless for just over five minutes midway through the half before Hartsock hit a pair of free throws to end the Cougar scoring drought. Freshman Nate Austin added an exclamation point to the game with a huge two-handed put back dunk at the buzzer.



**2011-12 BYU QUICK FACTS**

**UNIVERSITY INFO**

Location: Provo, Utah 84602  
 Elevation: 4,553 feet  
 Enrollment: 32,955 (Daytime)  
 Founded: October 15, 1875  
 Owned: The Church of Jesus Christ of Latter-day Saints  
 Nickname: Cougars  
 Mascot: Cosmo  
 Colors: Blue and White  
 Arena (capacity): Marriott Center (22,700)  
 Conference: West Coast Conference  
 President: Cecil O. Samuelson (Utah, 1966)  
 Athletic Director: Tom Holmoe (BYU, 1983)  
 Athletic Website: byucougars.com  
 Tickets: 422-BYU1 or 1-800-322-BYU1

**BYU COACHING STAFF**

Head Coach: Dave Rose  
 Alma Mater (year): Houston (1983)  
 Record at School (years): 173-49 (7th year)  
 Career Division I Record (years): same  
 Basketball Office Fax: (801) 422-5965  
 Assistant Coaches (Alma Mater, year)  
     Terry Nashif (BYU, 2005)  
     Tim LaComb (Utah, 2006)  
     Mark Pope (Kentucky, 1996)  
 Dir. of Basketball Operations: Mike Hall (BYU, 2005)

**2010-11 REVIEW**

2010-11 Overall Record: 32-5  
 Conference Record/Finish: 14-2 (T-1st MWC)  
 2011 Postseason: (2-1) Lost, NCAA Regional Semifinals (New Orleans) vs. Florida, 74-83 (OT)  
 2011 Final National Ranking: 10/13

**2011-12 PREVIEW**

Lettermen Returning/Lost: 7/5  
 Newcomers: 7  
 Returning Redshirt Freshmen: 2  
 Starters Returning/Lost: 3/3  
 Returning Scoring: 38.6% (1162 of 3,012 pts)  
 Returning Rebounding: 60.0% (856 of 1,425 reb)  
 Returning Assists: 33.3% (179 of 538 ast)  
 Returning Blocks: 82.0% (123 of 150)  
 Returning Minutes: 45.2% (3,379 of 7,474)

**BYU HISTORY**

First Year of Basketball: 1903  
 Overall All-Time Record: 1654-1009 (.621)  
 Winning Seasons: 84 (last 2011)  
 Regular Season Conf. Championships: 29 (last 2011)  
 Postseason Appearances (record): 36 (26-37)  
 Total NCAA Appearances (record): 26 (14-29)  
 Last NCAA Appearance: 2011  
     Second Round: W vs. Wofford, 74-66  
     Third Round: W vs. Gonzaga, 89-67  
     Sweet 16: L vs. Florida, 74-83 (OT)  
 Total NIT Appearances (Record): 10 (12-8)  
 Last NIT Appearance: 2006  
 Result: (0-1) lost at Houston, 77-67

**OLD RELIABLE**

Since the seventh game of his sophomore season (2009-10), Noah Hartsock has started 84 of 85 games, including all 18 this season. The only game he did not start during that stretch was the first game of last season when he scored 21 points against Fresno State, a career high at the time. Along the way, Hartsock has climbed the rankings into BYU's top-four shot blockers and is now 73 points away from 1,000 career points.

**FRESHMEN FINDING THEIR WAY**

Several freshmen have made significant contributions this season. Some of the top performances by BYU's freshmen this season are listed below.

Name	Opponent	Stats
Josh Sharp	BYU-Hawaii	5 points, 6 boards, 1 assist, 1 steal
Josh Sharp	Prairie View A&M	5 points, 6 boards, 1 assist
Anson Winder	Longwood	8 points, 5 assists
Anson Winder	Prairie View A&M	11 points, 4 assists, 3 rebounds
Anson Winder	vs. Nevada	9 points, 4 rebounds, 4 assists, 4 steals
Anson Winder	vs. Northern Arizona	3 points, 9 assists, 2 blocks, 3 steals
Anson Winder	vs. Oregon	10 points, 2 3s, 6 assists, 1 steal
Damarcus Harrison	Longwood	11 points, 3 3s
Damarcus Harrison	Baylor	8 points, 3 boards, 1 assist, 1 block, 1 steal
Damarcus Harrison	Cal State San Marcos	8 points, 3 rebounds, 2 assists, 2 steals
Nate Austin	vs. Northern Arizona	11 points, 5 of 6 shooting, 4 rebounds
Nate Austin	vs. Oregon	9 points, 4 of 7 shooting, 6 rebounds
Nate Austin	Weber State	15 points, 7 of 8 shooting, 9 rebounds, 1 block
Nate Austin	Buffalo	7 points, 9 rebounds, 1 assist, 1 steal
Nate Austin	at Loyola Marymount	8 points, 4 of 5 shooting, 6 rebounds
Nate Austin	San Francisco	4 points, 9 rebounds, 1 assist, 1 steal
Matt Carlino	Baylor	18 points, 4 of 8 3s, 2 assists, 1 block, 1 steal
Matt Carlino	Buffalo	10 points, 11 assists, 7 rebounds, 3 steals
Matt Carlino	UC Santa Barbara	22 points, 6 assists, 1 block, 2 steals
Matt Carlino	Cal State San Marcos	19 points, 2 rebounds, 3 steals
Matt Carlino	at Saint Mary's	13 points, 6 assists, 4 rebounds
Matt Carlino	at Loyola Marymount	9 points, 7 assists, 1 steal
Matt Carlino	San Francisco	12 points, 4 assists, 2 steals

**NO, I WON'T GET OUT OF YOUR WAY**

Junior Forward Brandon Davies has made a habit of making the opposition pay when they drive to the basket. On the season he has taken 19 charges, including a season-best four at Utah State. He took three charges against BYU-Hawaii and at Saint Mary's and two charges three times. Nate Austin has taken his fair share of charges as well with a total of 15. He took three charges against Longwood and Buffalo and two three times.

**ALL-TIME BLOCKS LEADERS**

Noah Hartsock has established himself as one of the best shot blockers in BYU history. He is currently fourth all-time in program history.

Blocks	Seasons	GP	Blocks	Blocks/G
1. Greg Kite	1979-83	112	208	1.9
2. Shawn Bradley	1990-91	34	177	5.2
3. Russell Larson	1991-95	129	166	1.3
4. Noah Hartsock	2008-present	118	154	1.3

**ABOUO STEPPING IT UP**

Senior Charles Aboou is having the most productive season of his career. He is averaging career highs in points (11.1), rebounds (6.4), assists (2.9) and steals (1.2) while shooting .437 from the field and .429 from three.

**CARLINO'S DEBUT**

Matt Carlino made his long awaited debut against No. 6 Baylor on Dec. 17, 2011. He totaled 18 points, four 3-pointers and two assists. Here are some of the top debuts by BYU freshmen.

Shawn Bradley	11/14/90	East Tennessee State	23 points, 14 rebounds, 5 blocks, 8-15 FGs
Mike Rose	11/21/03	Southern Utah	26 points, 8-13 3-pointers, 6 assists
Russell Larson	11/26/91	Utah State	21 points, 12 rebounds, 3 blocks, 8-10 FGs
Matt Carlino	12/17/11	No. 6 Baylor	18 points, 4-8 3s, 2 assists, 1 block, 1 steal
Danny Ainge	11/26/77	UCLA	13 points, 6 rebounds, 2 assists
Mark Bigelow	11/13/98	Wofford	12 points, 6 rebounds, 2 assists, 4-6 FGs
Devin Durrant	11/24/78	Hawaii	13 points, 5 rebounds, 3 assists, 1 block, 1 steal



**AMONG THE NATION'S BEST**

BYU men's basketball is one of the most successful programs in the nation in recent history. See below.

**Best Combined Record 09-10 and 10-11**

Team	W	L	Pct.
1. Kansas	68	6	.919
2. Duke	67	10	.870
3. Ohio State	63	11	.851
4. <i>BYU</i>	62	11	.849
5. Kentucky	64	12	.842

**Teams With 25 Wins, Last Five Seasons**

- *BYU*
- Butler
- Kansas
- Pittsburgh

**NEW HOME**

The 2011-12 season is BYU's first as a member of the West Coast Conference. The Cougars have played each member of the league at least twice all time. See below for BYU's all-time record vs. its new conference and its record under Dave Rose vs. those teams.

Opponent	All-time	Rose vs.	In 11-12
Gonzaga	1-1	1-0	0-0
LMU	2-2	2-1	1-0
Pepperdine	4-4	2-0	0-0
Portland	5-0	3-0	0-0
St. Mary's	8-3	1-1	0-1
San Diego	3-0	1-0	1-0
USF	6-5	2-0	1-0
Santa Clara	15-5	0-0	0-0
<i>Total</i>	<i>44-20</i>	<i>12-2</i>	<i>3-1</i>

**ROSTER BREAKDOWN**

Starters Returning	Pos.	Yr.	In 2010-11		
			Ppg	Rpg	Exp
Charles Abouo	G/F	Sr.	7.2	4.8	3L
Brandon Davies	F	Jr.	11.1	6.2	2L
Noah Hartsock	F	Sr.	8.6	5.9	3L

Other Returnees	Pos.	Yr.	In 2010-11		
			Ppg	Rpg	Exp
Matt Carlino**	G	Fr.	—	—	RS
Chris Collinsworth	F	So.	5.9	5.6	2L
Craig Cusick ^	G	Jr.	—	—	PS
Nick Martineau	G	Jr.	0.7	0.4	2L
Stephen Rogers	F	Jr.	4.1	2.2	1L
Anson Winder**	G	Fr.	—	—	RS
Brock Zylstra	G	Jr.	1.1	1.3	2L

\*\* Redshirted in 2010-11

^ A member of the practice squad in 2010-11

Newcomers	Pos.	Yr.
Nate Austin	F/C	Fr.
Damarcus Harrison	G	Fr.
Ian Harward	F/C	Fr.
Austin Nelson	G	Fr.
Josh Sharp	F	Fr.
Jaren Sweeney	G/F	Fr.

**BYU BASKETBALL ON KSL NEWSRADIO/BYU RADIO**

(102.7 FM and 1160 AM; SiriusXM 143)

The "Voice of the Cougars" is KSL Newsradio's Greg Wrubell, in his 16th season as the play-by-play broadcaster for BYU Basketball. Joining Wrubell on the broadcasts is former Cougar letterman Mark Durrant, in his 15th year as game analyst. All game broadcasts start one hour prior to tipoff with "Cougar Pregame Live."

**Other Ways to Listen**

Fans can listen to the radio broadcasts via ksl.com and byuradio.org, and via the KSL and KSLGameCenter apps for iPhone and Android. Those in the Marriott Center can listen to home game broadcasts by tuning their portable radios to KSL's delay-free and static-free in-arena translator at 1100 AM.

**Network Affiliates**

- KMGR 95.9 FM - Manti, Utah
- KDXU 890 AM - St. George, Utah
- KSUB 590 AM - Cedar City, UT
- KTHK 105.5 FM - Blackfoot, Idaho Falls, Pocatello, Idaho

**"BYU BASKETBALL WITH HEAD COACH DAVE ROSE" ON KSL NEWSRADIO/BYU RADIO**

Dave Rose's weekly radio show is broadcast live from Legends Grille on the BYU campus, Tuesdays from 7 to 8 p.m. MST. The show will feature appearances by BYU players and coaches, and a question-and-answer segment with Coach Rose.

**"BYU BASKETBALL WITH HEAD COACH DAVE ROSE" ON KSL 5 TV**

Dave Rose's weekly television show airs Sunday evenings at 11 p.m. MST. The show will include weekly features on BYU players and coaches, and an "X's and O's" segment with Coach Rose.

**SHARING THE ROCK**

In BYU's 81-56 victory over San Francisco on Jan. 7, the Cougars had one of the best games in program history in terms of sharing the basketball. BYU hit 29 shots against the Dons and assisted on 27, including all 16 baskets in the first half and the first 18 of the game. The 27 assists on 29 made shots is a ratio of .931, the third best in a single-game in program history. The BYU record for a single game was set in 2001 against Idaho when BYU had assists on 20 of 21 baskets (.952). According to StatSheet.com, BYU is ninth in the nation in assist percentage (65.3).

**#winning NUMBERS**

BYU has achieved a high level of success under Dave Rose. See some of the accomplishments below.

- 6-consecutive 20-win seasons
- 5-consecutive 25-win seasons
- 2-consecutive 30-win seasons
- 114 wins from 2007 to 2011 — most wins in a four-year stretch in program history
- From the 2008-09 season to now, BYU has won 101 games and Charles Abouo has played in every victory and every game during that stretch
- Abouo, Jimmer Fredette (112), Jackson Emery (106) and Jonathan Tavernari (103) are the four Cougars to have played in 100 victories
- Noah Hartsock has played in 96 victories (he missed six games in 2008-09 with an ankle sprain) and is poised to become the next member of the 100-win club
- BYU advanced to the Sweet 16 in 2011 for the first time since 1981
- Under Rose, BYU has won four conference titles and finished second his other two years as head coach
- Rose and Roger Reid are the only BYU coaches to win 20-plus games in each of their first six seasons — Rose has the opportunity to become to first to win 20-plus games in each of his first seven seasons
- BYU basketball has 10 25-win seasons in its 110-year history and Rose has been the head coach of five of those teams





**BYU'S 2011-12 RECORD WHEN**

At home	9-1
On the road	2-2
On a neutral floor	3-1
On Television	14-4
On BYUtv	12-1
On ESPN2	0-1
On ESPNU	1-0
On FSN	1-0
On KCSG	0-1
On Big Ten Network	0-1
On Monday	0-0
On Tuesday	4-0
On Wednesday	2-0
On Thursday	2-1
On Friday	2-1
On Saturday	4-2
Coming off a win	10-3
Coming off a loss	4-0
Had two or more days between last game	11-1
Had only one day between last game	3-1
Playing the next day after a game	0-1
BYU scores 100 or more points	0-0
BYU scores between 90-99 points	4-0
BYU scores between 80-89 points	4-2
BYU scores between 70-79 points	5-0
BYU scores between 60-69 points	1-1
BYU scores below 60 points	0-1
Opponent scores 90 or more points	0-1
Opponent scores between 80-89 points	0-1
Opponent scores between 70-79 points	2-1
Opponent scores between 60-69 points	4-1
Opponent scores between 50-59 points	7-0
Opponent scores below 50 points	1-0
BYU leads at half	13-1
Opponent leads at half	0-3
Score tied at half	1-0
BYU leads with 5 minutes left	14-0
Opponent leads with 5 min. left	0-4
Score tied with 5 minutes left	0-0
BYU leads with 1 minute left	14-0
Opponent leads with 1 min. left	0-4
Score tied with 1 minute left	0-0
Game goes into overtime	0-0
BYU shoots 50 % or better	9-0
Opponent shoots 50 % or better	0-3
BYU outshoots opponent	13-1
Opponent outshoots BYU	1-3
Teams shoot equal from the field	0-0
BYU outrebounds opponent	13-1
Opponent outrebounds BYU	0-3
BYU and opponent tie in rebounds	1-0
vs. top-25 ranked opponent	0-2
vs. 2011 regular-season conference champions	0-2
vs. 2011 postseason teams	6-3

<b># PLAYERS IN DOUBLE FIGURES</b>	<b>11-12</b>	<b>CONF</b>
One Player	0-1	0-0
Two Players	2-0	1-0
Three Players	5-2	1-1
Four Players	5-1	0-0
Five Players	1-0	0-0
Six Players	1-0	0-0

<b>LATE FREE THROWS</b>	<b>5:00-2:00</b>	<b>2:00-0:00/OT</b>
Charles Abouo	7-9 (.778)	4-4 (1.000)
Noah Hartsock	4-4 (.500)	4-4 (1.00)
Brandon Davies	1-1 (1.000)	3-3 (1.000)
Nick Martineau	—	1-2 (.500)
Josh Sharp	2-4 (.500)	3-4 (.750)
Nate Austin	2-5 (.400)	3-5 (.600)
Damarcus Harrison	—	1-2 (.500)
Anson Winder	2-3 (.667)	6-7 (.857)
Craig Cusick	—	5-6 (.833)
Matt Carlino	0-2 (.000)	5-6 (.833)
Team	18-28 (.643)	35-43 (.814)

<b>DUNKS</b>	<b>11-12</b>	<b>CAREER</b>
Charles Abouo	3	16
Brandon Davies	15	39
Chris Collinsworth	0	4
Noah Hartsock	3	8
Brock Zylstra	1	2
Stephen Rogers	1	2
Josh Sharp	1	1
Anson Winder	1	1
Nate Austin	2	2
Damarcus Harrison	3	3
BYU	30	
Opponents	21	

**BYU STARTING LINEUPS**

<b>OPPONENT</b>	<b>(1)</b>	<b>(2)</b>	<b>(3)</b>	<b>(4)</b>	<b>(5)</b>
at Utah State	Zylstra	Rogers	Abouo	Hartsock	Davies
BYU-Hawaii	Zylstra	Rogers	Abouo	Hartsock	Davies
Longwood	Cusick	Zylstra	Abouo	Hartsock	Davies
Prairie View A&M	Cusick	Zylstra	Abouo	Hartsock	Davies
vs. Nevada	Winder	Zylstra	Abouo	Hartsock	Davies
vs. Wisconsin	Winder	Zylstra	Abouo	Hartsock	Davies
vs. Northern Arizona	Winder	Zylstra	Abouo	Hartsock	Davies
vs. Oregon	Winder	Zylstra	Abouo	Hartsock	Davies
Weber State	Winder	Zylstra	Abouo	Hartsock	Davies
at Utah	Winder	Zylstra	Abouo	Hartsock	Davies
Baylor	Cusick	Zylstra	Abouo	Hartsock	Davies
Buffalo	Carlino	Zylstra	Abouo	Hartsock	Davies
UC Santa Barbara	Carlino	Zylstra	Abouo	Hartsock	Davies
Cal State San Marcos	Carlino	Zylstra	Abouo	Hartsock	Davies
at Saint Mary's	Carlino	Zylstra	Abouo	Hartsock	Davies
San Diego	Carlino	Zylstra	Abouo	Hartsock	Davies
at Loyola Marymount	Carlino	Zylstra	Abouo	Hartsock	Davies
San Francisco	Carlino	Zylstra	Abouo	Hartsock	Davies
Santa Clara					
at San Diego					
Loyola Marymount					
at Pepperdine					
at Virginia Tech					
Saint Mary's					
Gonzaga					
at Portland					
Pepperdine					
at San Francisco					
at Santa Clara					
Gonzaga					
Portland					

**WON-LOSS RECORDS/STARTING LINEUPS**

<b>RECORD</b>	<b>(1)</b>	<b>(2)</b>	<b>(3)</b>	<b>(4)</b>	<b>(5)</b>
1-1	Zylstra	Rogers	Abouo	Hartsock	Davies
2-1	Cusick	Zylstra	Abouo	Hartsock	Davies
5-1	Winder	Zylstra	Abouo	Hartsock	Davies
6-1	Carlino	Zylstra	Abouo	Hartsock	Davies

**FREE THROW STREAKS**

Davies	11	11/22/11 - 12/10/11	Winder	7	12/22/11 - current
Hartsock	10	11/25/11 - 12/3/11			
Hartsock	10	12/7/11 - 12/20/11			
Abouo	9	12/22/11 - 12/27/11			
Hartsock	8	11/11/11 - 11/18/11			
Hartsock	8	12/3/11 - 12/7/11			
Abouo	8	11/22/11 - 12/7/11			
Hartsock	8	12/22/11 - 12/27/11			
Davies	7	11/11/11 - 11/15/11			
Davies	7	12/10/11 - 12/17/11			

**MARGIN OF VICTORY**

<b>MARGIN</b>	<b>WINS</b>	<b>LOSSES</b>
1 point		
2 points		
3 points		1
4 points		
5 points		
6 points		
7 points		1
8 points	1	
9 points		
10 points		
11 points		
12 points		
13 points		
14 points	2	
15 points	1	
16-19 points	1 (19)	2 (17, 16)
20-24 points	2 (21, 21)	
25-29 points	3 (28, 28, 25)	
30-plus points	4 (32, 35, 36, 39)	

**STREAKS**

<b>STREAK</b>	<b>11-12</b>	<b>OVERALL</b>
Current won/loss streak	3 wins	same
At home	5 wins	same
On the road	1 win	same
On a neutral floor	2 wins	same
At home vs. Nonconference	3 wins	same
At home vs. WCC	2 wins	same
On the road vs. Nonconference	1 win	same
On the road vs. WCC	1 win	same
On a neutral floor vs. Nonconference	2 wins	same
On a neutral floor vs. WCC	—	—
at regular-season tournament	1 loss	same
at WCC Tournament	—	—
at NCAA Tournament	—	1 loss
at NIT	—	2 losses
Games With a Three-Point Make	18	493

**GAMES PLAYED**

	<b>2011-12</b>	<b>CAREER</b>
Charles Abouo	18 (14-4)	124 (101-23)
Noah Hartsock	18 (14-4)	118 (96-22)
Brandon Davies	18 (14-4)	82 (71-11)
Brock Zylstra	18 (14-4)	67 (56-11)
Nick Martineau	13 (12-1)	59 (53-6)
Chris Collinsworth	2 (1-1)	46 (36-10)
Stephen Rogers	12 (10-2)	48 (41-7)
Craig Cusick	18 (14-4)	same
Josh Sharp	15 (12-3)	same
Damarcus Harrison	16 (12-4)	same
Nate Austin	18 (14-4)	same
Anson Winder	17 (14-3)	same
Matt Carlino	8 (6-2)	same

**GAMES STARTED**

	<b>2011-12</b>	<b>CAREER</b>
Noah Hartsock	18 (14-4)	84 (70-14)
Brandon Davies	18 (14-4)	45 (38-7)
Charles Abouo	18 (14-4)	44 (37-7)
Brock Zylstra	18 (14-4)	same
Matt Carlino	7 (6-1)	same
Anson Winder	6 (5-1)	same
Craig Cusick	3 (2-1)	same
Stephen Rogers	2 (1-1)	same



**2011-12 SCORING BY HALF (BYU-OPPONENT)**

	1ST HALF	(MARGIN)	FG %	2ND HALF	(MARGIN)	FG %	OT	(MARGIN)	FG %	FINAL	(MARGIN)	FG %
at Utah State	28-30	-2	50.0-47.6	34-39	-5	44.0-44.4	—	—	—	62-69	-7	46.8-45.8
BYU-Hawaii	40-17	+23	50.0-19.4	33-35	-2	47.8-40.5	—	—	—	73-52	+21	49.1-30.9
Longwood	35-29	+6	44.0-39.3	57-31	+26	63.6-42.9	—	—	—	92-60	+32	55.2-41.1
Prairie View A&M	34-25	+9	43.5-32.3	56-26	+30	67.9-26.3	—	—	—	90-51	+39	56.9-29.0
vs. Nevada	34-27	+7	46.7-34.5	42-28	+14	63.0-40.7	—	—	—	76-55	+21	54.4-37.5
vs. Wisconsin	32-34	-2	50.0-42.9	24-39	-15	36.0-60.0	—	—	—	56-73	-17	43.1-50.9
vs. Northern Arizona	44-21	+23	48.5-33.3	43-31	+12	54.5-41.4	—	—	—	87-52	+35	51.5-37.7
vs. Oregon	38-31	+7	37.8-41.7	41-34	+7	41.2-36.4	—	—	—	79-65	+14	39.4-38.6
Weber State	47-34	+13	40.9-32.4	47-32	+15	63.6-34.5	—	—	—	94-66	+28	50.6-33.3
at Utah	25-17	+8	26.9-18.2	36-25	+11	52.2-33.3	—	—	—	61-42	+19	38.8-26.9
Baylor	42-38	+4	45.7-46.4	41-48	-7	48.5-54.3	—	—	—	83-86	-3	47.1-50.8
Buffalo	47-39	+8	51.4-53.8	46-39	+7	55.2-52.8	—	—	—	93-78	+15	53.1-52.8
UC Santa Barbara	38-32	+6	48.6-50.0	51-43	+8	47.8-50.0	—	—	—	89-75	+14	48.3-50.0
Cal State San Marcos	32-23	+9	44.8-34.5	47-28	+19	54.5-38.5	—	—	—	79-51	+28	50.0-36.4
at Saint Mary's	43-53	-10	54.3-57.1	39-45	-6	42.4-53.6	—	—	—	82-98	-16	48.5-55.4
San Diego	34-24	+10	38.7-22.2	54-28	+26	60.7-23.5	—	—	—	88-52	+36	49.2-23.0
at Loyola Marymount	34-34	0	35.1-37.5	39-31	+8	53.8-31.4	—	—	—	73-65	+8	42.9-34.3
San Francisco	42-20	+22	61.5-25.8	39-36	+3	46.4-40.7	—	—	—	81-56	+25	53.7-32.8
Santa Clara												
at San Diego												
Loyola Marymount												
at Pepperdine												
at Virginia Tech												
Saint Mary's												
Gonzaga												
at Portland												
Pepperdine												
at San Francisco												
at Santa Clara												
Gonzaga												
Portland												
<b>SEASON TOTALS</b>	<b>37.2-29.3</b>	<b>+7.9</b>	<b>45.3-36.9</b>	<b>42.7-34.3</b>	<b>+8.4</b>	<b>52.6-40.8</b>	<b>—</b>	<b>—</b>	<b>—</b>	<b>79.9-63.7</b>	<b>+16.2</b>	<b>48.8-38.9</b>

**2011-12 OFFENSIVE TRENDS (BYU-OPPONENT)**

	PTS/PAINT	(MARGIN)	PTS OFF T.O.	(MARGIN)	2ND CHANCE PTS	(MARGIN)	FASTBREAK PTS	(MARGIN)	BENCH PTS	(MARGIN)	BIG RUN	BIG LEAD
at Utah State	22-20	+2	15-21	-6	7-9	-2	0-0	0	6-11	-5	5-0/11-0	4/11
BYU-Hawaii	30-22	+8	15-4	+11	11-8	+3	6-0	+6	18-13	+5	13-0/5-0	26/--
Longwood	26-12	+14	16-4	+12	25-3	+22	4-2	+2	44-16	+28	9-0/7-0	32/6
Prairie View A&M	30-24	+6	14-7	+7	12-10	+2	10-4	+6	41-19	+22	18-0/4-0	41/3
vs. Nevada	40-28	+12	22-10	+12	13-7	+6	16-2	+14	6-5	+1	16-0/9-0	24/2
vs. Wisconsin	30-24	+6	11-20	-9	12-9	+3	11-2	+9	19-23	-4	7-0/11-0	4/22
vs. Northern Arizona	28-26	+2	28-10	+18	10-2	+8	10-6	+4	27-24	+3	15-0/5-0	37/4
vs. Oregon	27-22	+5	17-9	+9	19-8	+11	6-0	+6	25-16	+9	13-0/8-0	21/8
Weber State	42-22	+20	14-9	+6	15-11	+4	10-2	+8	34-20	+14	8-0/10-0	34/3
at Utah	12-20	-8	8-2	+6	12-6	+6	2-0	+2	21-9	+12	10-0/5-0	22/4
Baylor	41-24	+17	20-26	-6	24-12	+12	11-2	+9	27-19	+8	11-0/6-0	13/9
Buffalo	28-34	-6	20-21	-1	17-9	+8	14-0	+14	31-15	+16	8-0/9-0	21/11
UC Santa Barbara	34-37	-3	18-19	-1	4-9	-5	8-3	+5	4-9	-5	9-0/7-0	15/5
Cal State San Marcos	46-24	+22	28-9	+19	12-6	+6	14-6	+8	20-17	+3	10-0/7-0	28/--
at Saint Mary's	33-32	+1	18-22	-4	18-13	+5	11-8	+3	15-13	+2	7-0/13-0	3/22
San Diego	32-14	+18	16-7	+9	9-10	-1	13-0	+13	21-29	-8	13-0/5-0	36/2
at Loyola Marymount	20-24	-4	16-20	-4	12-13	-1	0-4	-4	21-14	+7	8-0/12-0	13/8
San Francisco	21-24	-3	15-21	-6	9-2	+7	7-4	+3	19-24	-5	14-0/6-0	31/--
Santa Clara												
at San Diego												
Loyola Marymount												
at Pepperdine												
at Virginia Tech												
Saint Mary's												
Gonzaga												
at Portland												
Pepperdine												
at San Francisco												
at Santa Clara												
Gonzaga												
Portland												
<b>SEASON TOTALS</b>	<b>542-433</b>	<b>+109</b>	<b>311-241</b>	<b>+70</b>	<b>241-147</b>	<b>+94</b>	<b>153-45</b>	<b>+108</b>	<b>399-296</b>	<b>+103</b>		
<b>TIMES LED, RECORD (W/L/T)</b>	<b>9-4/5-0/0-0</b>		<b>10-0/4-4/0-0</b>		<b>11-3/3-1/0-0</b>		<b>13-3/1-0/0-1</b>		<b>11-2/3-2/0-0</b>			





**2011-12 WCC STANDINGS (AS OF 1/10/12)**

	WCC	Pct	Overall
Saint Mary's	4-0	1.000	15-2
Gonzaga	3-0	1.000	13-2
BYU	3-1	.750	14-4
Loyola Marymount	2-1	.667	9-7
Portland	2-1	.667	5-11
Pepperdine	1-3	.250	7-8
Santa Clara	0-2	.000	8-7
San Diego	0-3	.000	5-10
San Francisco	0-4	.000	10-8

**2011-12 WCC PLAYERS OF THE WEEK**

Nov. 14	Ashley Hamilton, Loyola Marymount
Nov. 21	Kevin Pangos, Gonzaga
Nov. 28	Evan Roquemore, Santa Clara
Dec. 5	Noah Hartsock, BYU
Dec. 12	Angelo Caloiaro, San Francisco
Dec. 19	Elias Harris, Gonzaga
Dec. 26	Kevin Pangos, Gonzaga
Jan. 2	Brandon Davies, BYU
Jan. 9	Rob Jones, Saint Mary's

**PRESEASON WCC MEDIA POLL**

School (First-place votes)	Points
1. Gonzaga University (7)	63
2. Saint Mary's College (1)	56
3. Brigham Young University (1)	52
4. University of San Francisco	42
5. Santa Clara University	35
6. Loyola Marymount University	27
7. University of Portland	25
8. Pepperdine University	13
9. University of San Diego	11

**PRESEASON ALL-WCC**

Player	School	Yr.	Pos.
Brandon Davies	BYU	Jr.	F
Matthew Dellavedova	Saint Mary's	Jr.	G
Kevin Foster	Santa Clara	RS-Jr.	G
Rashad Green	San Francisco	Sr.	G
Elias Harris	Gonzaga	Jr.	F
Rob Jones	Saint Mary's	RS-Sr.	F
Nemanja Mitrovic	Portland	Sr.	G
Robert Sacre	Gonzaga	RS-Sr.	C
Drew Viney	Loyola Marymount	RS-Sr.	F
Michael Williams	San Francisco	Jr.	G

Note: Team listed alphabetically

Click/scan to view the WCC men's basketball page on WCCsports.com



**TEAM**

WCC STATS (1/10/12)	ALL	CONF
Scoring Offense	1st	3rd
Scoring Defense	4th	T3rd
Scoring Margin	2nd	3rd
FT Percentage	7th	5th
FG Percentage	1st	3rd
FG Percentage Defense	1st	2nd
3FG Percentage	1st	2nd
3FG Percentage Defense	1st	2nd
3-Point FG Made/Game	3rd	4th
Rebounding Offense	1st	1st
Rebounding Defense	5th	3rd
Rebounding Margin	3rd	3rd
Blocked Shots	1st	T3rd
Assists	1st	1st
Steals	2nd	4th
Turnover Margin	3rd	T4th
Assist/Turnover Ratio	2nd	2nd
Offensive Rebounds	8th	5th
Defensive Rebounds	1st	1st
Defensive Reb Pct	2nd	2nd
Offensive Reb Pct	6th	4th

NCAA STATS (1/8/12)	RANK	ACTUAL
Won-Lost Percentage	45	77.8
Scoring Offense	17	79.9
Scoring Defense	100	63.7
Scoring Margin	13	16.2
Field-Goal Percentage	18	48.8
Field-Goal Pct Defense	39	38.9
3-Point Field Goals/Game	51	7.8
3-Point Field-Goal Pct	27	39.3
Three Pt FG Defense	75	31.3
Free-Throw Percentage	152	69.2
Rebound Margin	21	6.9
Assists Per Game	4	19.1
Assist Turnover Ratio	18	1.36
Blocked Shots Per Game	57	4.7
Steals Per Game	56	8.1
Turnovers Per Game	166	14.0
Turnover Margin	104	1.5
Personal Fouls Per Game	139	17.8

**INDIVIDUAL**

WCC (1/10/12)	TOP BYU PLAYER - ALL	TOP BYU PLAYER - CONF
Scoring	Noah Hartsock - 2nd	Brandon Davies - 3rd
Rebounding	Brandon Davies - 3rd	Brandon Davies - 1st
FG Percentage	Noah Hartsock - 1st	Noah Hartsock - 4th
Assists	Charles Abouo - 10th	Matt Carlino - 5th
FT Percentage	Noah Hartsock - 7th	---
Steals	Brandon Davies - 10th	Anson Winder - T7th
3FG Percentage	Brock Zylstra - 3rd	Brock Zylstra - 7th
3FG Made/Game	Brock Zylstra - 8th	Matt Carlino - T6th
Blocked Shots	Noah Hartsock - 1st	Brandon Davies - T1st
Assist/TO Ratio	---	Matt Carlino - 5th
Offensive Rebounds	Brandon Davies - 8th	Brandon Davies - 6th
Defensive Rebounds	Brandon Davies - 3rd	Brandon Davies - 1st
Minutes Played	Noah Hartsock - 7th	---

NCAA (1/8/12)	BYU PLAYER - RANK	ACTUAL
Points Per Game	Noah Hartsock - 81	17.1
Field Goal Percentage	Noah Hartsock - 22	58.9
	Brandon Davies - 94	50.3
Free Throw Percentage	Noah Hartsock - 110	82.1
Rebounds Per Game	Brandon Davies - 80	8.1
Blocked Shots Per Game	Noah Hartsock - 76	1.8
	Brandon Davies - 194	1.2

Click/scan to view the NCAA Division I Men's Basketball statistics



**2011-12 NUMERICAL ROSTER**

Click/scan to view the BYU men's basketball roster on [BYUcougars.com](http://BYUcougars.com)



No.	Name	Pos.	Ht.	Wt.	Yr.	Hometown (Previous School)
0	Brandon Davies	F	6-9	235	Jr.	Provo, Utah (Provo HS)
1	Charles Abouo	G/F	6-5	215	Sr.	Abidjan, Cote d'Ivoire (Brewster Academy)
2	Craig Cusick	G	6-2	185	Jr.	Orem, Utah (Utah)
3	Austin Nelson	G	6-0	160	Fr.	Henderson, Nev. (Coronado HS)
5	Chris Collinsworth	F	6-9	235	So.	Provo, Utah (Provo HS)
10	Matt Carlino	G	6-2	175	Fr.	Scottsdale, Ariz. (Bloomington South HS)
12	Josh Sharp	F	6-7	185	Fr.	Highland, Utah (Utah)
13	Brock Zylstra	G/F	6-6	210	Jr.	La Verne, Calif. (Bonita HS)
14	Nick Martineau	G	6-0	170	Jr.	Fruit Heights, Utah (Davis HS)
15	Jaren Sweeney	G/F	6-5	190	Fr.	Mesa, Ariz. (Mountain View HS)
20	Anson Winder	G	6-3	195	Fr.	Las Vegas, Nev. (Bishop Gorman HS)
21	Stephen Rogers	F	6-8	195	Jr.	Mesa, Ariz. (Mesa CC)
24	Damarcus Harrison	G	6-5	190	Fr.	Greenwood, S.C. (Christ School)
33	Nate Austin	F/C	6-10	215	Fr.	Alpine, Utah (Lone Peak HS)
34	Noah Hartsock	F	6-8	230	Sr.	Bartlesville, Okla. (Bartlesville HS)
42	Ian Harward	F/C	6-10	215	Fr.	Orem, Utah (Orem HS)

Head Coach: Dave Rose, 7th year (Houston, 1983)

Assistant Coaches: Terry Nashif (BYU, 2005); Tim LaComb (Utah, 2006), Mark Pope (Kentucky, 1996)

Director of Basketball Operations: Mike Hall (BYU, 2005)

Team Trainer: Robert Ramos (BYU, 1995)

**PRONUNCIATION GUIDE**

CHARLES ABOUO a-BOO-oh	ANSON WINDER AN-son WINE-der
MATT CARLINO car-LEE-no	BROCK ZYLSTRA ZIL-stra
DAMARCUS HARRISON duh-MARCUS	TERRY NASHIF NASH-if
IAN HARWARD har-WORD	ROBERT RAMOS RAY-mus
NICK MARTINEAU MART-in-oh	

2011-12 SEASON / CAREER HIGHS				
#	PLAYER	POINTS	REBOUNDS	ASSISTS
0	DAVIES, Brandon Career:	28 at Saint Mary's same	22 vs. San Diego same	6 vs. San Francisco 6 at Air Force (10-11), vs. USF (11-12)
1	ABOUO, Charles Career:	22 vs. Nevada 25 vs. Wyoming (10-11)	16 vs. Longwood same	7 vs. San Francisco same
2	CUSICK, Craig Career:	10 at Utah same	4, at Loyola Marymount same	8 vs. Weber State same
5	COLLINSWORTH, Chris Career:	— 15 vs. Chicago State	1 vs. BYU-Hawaii 11 at UNLV (07-08)	1 at Utah State 3 four times, last vs. Chicago State (10-11)
10	CARLINO, Matt Career:	22 vs. UC Santa Barbara same	7 vs. Buffalo same	11 vs. Buffalo same
12	SHARP, Josh Career:	5 vs. BYU-Hawaii, vs. PVAMU same	6 vs. BYU-Hawaii, vs. PVAMU same	3 vs. Longwood same
13	ZYLSTRA, Brock Career:	26 vs. Buffalo same	7 vs. Baylor, vs. UC Santa Barbara same	5 vs. UC Santa Barbara same
14	MARTINEAU, Nick Career:	3 vs. Longwood 6 vs. Loyola Marymount (07-08)	3 vs. CSUSM same	2 vs. PVAMU, vs. CSUSM 4 vs. Loyola Marymount (07-08)
20	WINDER, Anson Career:	20 vs. Buffalo same	4 vs. Nevada same	9 vs. Northern Arizona same
21	ROGERS, Stephen Career:	18 vs. PVAMU same	6 vs. Northern Arizona 8 vs. UNLV (10-11)	3 at Utah State, vs. Longwood, vs. NAU same
24	HARRISON, Damarcus Career:	11 vs. Longwood same	3 vs. Baylor, vs. CSUSM same	2 vs. BYU-Hawaii, vs. PVAMU, vs. CSUSM same
33	AUSTIN, Nate Career:	15 vs. Weber State same	9 vs. Weber State, vs. San Francisco same	2 at Saint Mary's same
34	HARTSOCK, Noah Career:	23 vs. Oregon same	12 vs. Oregon, vs. Weber State 13 vs. Vermont (10-11)	5 vs. BYU-Hawaii 6 vs. Eastern New Mexico (09-10)





**CAREER HIGHLIGHTS**

- 173-49 overall record for a BYU record .779 winning percentage
- With 159 victories in his first six seasons is tied for third all-time for best career starts (through six seasons) by wins in NCAA history and second in BYU history for career victories
- Four Mountain West Conference regular season titles, a BYU and MWC record
- Three-time MWC Coach of the Year (2006, 2007, 2011)
- Two-time USBWA District VIII Coach of the Year (2006, 2011)
- Honorable Mention for National Coach of the Year by Scout.com (2006)
- Five-consecutive trips to the NCAA Tournament, a BYU record
- Five-consecutive 25-win seasons, a BYU record
- Holds top two spots for wins in a season in BYU history with 32 in 2010-11 and 30 in 2009-10
- Took BYU to the Sweet 16 in 2011 for the first time since 1981
- Coached Jimmer Fredette, the 2011 Consensus National Player of the Year (received the Wooden Award, Naismith Trophy, Oscar Robertson Trophy and other national awards)
- Naismith Coach of the Year Finalist in 2011
- Finalist for the Clair Bee Award in 2010

**COACHING EXPERIENCE**

- BYU Head Coach (2005-present)
- BYU Associate Head Coach (2000-2005)
- BYU Assistant Coach (1997-2000)
- Dixie State Head Coach (1990-1997)
- Dixie State Assistant Coach (1987-1990)
- Assistant coach at Pine View High School (1986-87)
- Head coach at Millard High School (1983-86)

**SERVICE**

- NABC Game Pillar Award for Service in 2008
- 63rd recipient of the Dale Rex Memorial Award
- Honorary Chair of the Children with Cancer Christmas Foundation
- Was the first coach in the state of Utah to participate in the American Cancer Society's nationwide Coaches vs. Cancer campaign
- Lobbied before Congress for more funding for cancer research in September 2010

**EDUCATION**

- Houston (1983, B.A.)

**PLAYING CAREER**

- Played baseball and basketball at Dixie State College
- Played for Houston from 1980-83 (played in 1980-81 and 82-82, redshirted in 1981-82)
- Co-Captain on the famous "Phi-Slamma Jamma" team that featured Hakeem Olajuwon and Clyde Drexler
- Helped Houston achieve a No. 1 ranking and reach the national championship game in 1983

**MISSION**

- Manchester England (1977-79)

**PERSONAL/FAMILY**

- Wife: Cheryl
- Children: Daughter Chanell and husband Brock Reichner, son Garrett and wife Brooke, daughter Taylor
- Dave and Cheryl Rose have five grandchildren



Click/scan to view Dave Rose's profile on [BYUcougars.com](http://BYUcougars.com)



**ROSE DIVISION I COACHING LEDGER**

SCHOOL	SEASON	OVERALL	MWC/WCC	MWC/WCC TOURNEY	NCAA/NIT
BYU	2005-06	20-9	12-4	0-1	0-1 NIT
BYU	2006-07	25-9	13-3	2-1	0-1 NCAA
BYU	2007-08	27-8	14-2	2-1	0-1 NCAA
BYU	2008-09	25-8	12-4	1-1	0-1 NCAA
BYU	2009-10	30-6	13-3	1-1	1-1 NCAA
BYU	2010-11	32-5	14-2	2-1	2-1 NCAA
BYU	2011-12	14-4	3-1	—	—
<b>TOTAL</b>		<b>173-49 (.779)</b>	<b>81-19 (.810)</b>	<b>8-6 (.571)</b>	<b>3-6</b>





**DAVIES NOTES**

**Last time Out**

- Posted 12 points, 6 rebounds, 6 assists, 2 blocks and 1 steal vs. San Francisco

**In 2011-12**

- Has started every game, scored in double figures 13 times and in six straight games
- WCC Player of the Week for Jan. 2, averaging 21.0 points and 14.0 boards with two double-doubles
- Four double-doubles this season; vs. Baylor (18 points, 13 rebounds), vs. CSUSM (14 points, 13 rebounds), vs. San Diego (21 points, 22 rebounds) and at Loyola Marymount (15 points, 10 rebounds)
- Set career highs with 28 points and 5 steals at Saint Mary's
- Set career-high of 22 rebounds and added 21 points vs. San Diego
- Averages 12.9 points, 8.1 rebounds, 2.1 assists, 1.3 steals and 1.2 blocks
- 50.3 percent FG shooting and 70.0 percent FT shooting
- Named to the All-WCC Preseason team

**Other**

- Mother is Linda Kathleen Davies and has one brother and one sister
- Also recruited by Utah, Gonzaga, Utah State, Cal Berkeley, Washington State, Penn State and Santa Clara
- Played for Craig Drury at Provo High School where he helped lead the Bulldogs to state titles as a sophomore and junior and a second-place finish as a senior

Click/scan for Davies' bio on BYUcougars.com



**0 — BRANDON DAVIES**

**6-9 • 235 • Junior • Forward**  
Provo, Utah (Provo HS)

**11-12 SEASON HIGHS**

Points: 28, at Saint Mary's -- 12/29/11  
Points 1st half: 15, at Saint Mary's -- 12/29/11  
Points 2nd half: 13 at USU -- 11/11/11, at SMC -- 12/29/11  
Rebounds: 22, San Diego -- 12/31/11  
Assists: 6, vs. San Francisco -- 1/7/12  
Steals: 5, at Saint Mary's -- 12/29/11  
Blocks: 3, Weber State -- 12/7/11  
FG made: 11, at Saint Mary's -- 12/29/11  
FG attempts: 18, at Saint Mary's -- 12/29/11  
3FG made: —  
3FG attempts: 1, Baylor -- 12/17/11  
FT made: 6, Baylor -- 12/17/11, at Saint Mary's -- 12/29/31  
FT attempts: 9 at Utah State -- 11/11/11, Baylor -- 12/17/11

**CAREER HIGHS**

Points: 28, at Saint Mary's -- 12/29/11  
Rebounds: 22, San Diego -- 12/31/11  
Assists: 6, at Air Force -- 02/09/11, vs. San Francisco -- 1/7/12  
Steals: 5, at Saint Mary's -- 12/29/11  
Blocks: 3, four times, last, Weber State -- 12/7/11  
FG made: 11, at Saint Mary's -- 12/29/11  
FG attempts: 18, at Saint Mary's -- 12/29/11  
3FG made: —  
3FG attempts: 1, Utah -- 01/30/10, Baylor -- 12/17/11  
FT made: 12, Colorado State -- 02/23/11  
FT attempts: 16, Colorado State -- 02/23/11

**2011-12 GAME-BY-GAME**

Opponent	Date	GS	Min	FG	FGA	Pct	3FG	FGA	Pct	FT	FTA	Pct	Off	Def	TR	Avg	PF	FO	A	TO	Blk	Stl	Pts	Avg	
at Utah State	11/11/11	*	24	4	10	.400	0	0	.000	5	9	.556	2	3	5	5.0	3	0	1	3	1	2	13	13.0	
BYU-HAWAII	11/15/11	*	28	10	13	.769	0	0	.000	5	6	.833	3	6	9	7.0	3	0	3	5	2	1	25	19.0	
LONGWOOD	11/18/11	*	20	1	3	.333	0	0	.000	0	0	.000	2	2	4	6.0	3	0	4	5	0	0	2	13.3	
PRAIRIE VIEW A&M	11/22/11	*	26	4	8	.500	0	0	.000	5	6	.833	3	5	8	6.5	3	0	3	4	2	1	13	13.3	
vs Nevada	11/25/11	*	25	4	8	.500	0	0	.000	2	2	1.000	0	3	3	5.8	5	1	4	0	1	0	10	12.6	
vs Wisconsin	11/26/11	*	30	4	10	.400	0	0	.000	1	1	1.000	0	4	4	5.5	2	0	1	4	0	3	9	12.0	
vs Northern Arizona	11/30/11	*	28	6	9	.667	0	0	.000	2	2	1.000	2	7	9	6.0	1	0	3	0	0	1	14	12.3	
vs Oregon	12/03/11	*	20	2	10	.200	0	0	.000	2	2	1.000	1	4	5	5.9	5	1	2	1	1	0	6	11.5	
WEBER STATE	12/07/11	*	22	5	11	.455	0	0	.000	1	1	1.000	3	6	9	6.2	4	0	0	2	3	1	11	11.4	
at Utah	12/10/11	*	25	1	4	.250	0	0	.000	1	2	.500	3	6	9	6.5	3	0	1	1	1	1	3	10.6	
BAYLOR	12/17/11	*	36	6	15	.400	0	1	.000	6	9	.667	5	8	13	7.1	3	0	1	1	1	1	18	11.3	
BUFFALO	12/20/11	*	22	1	3	.333	0	0	.000	0	2	.000	3	1	4	6.8	3	0	1	0	2	1	2	10.5	
UC SANTA BARBARA	12/22/11	*	32	7	16	.438	0	0	.000	3	3	1.000	2	4	6	6.8	2	0	1	2	0	4	17	11.0	
CS SAN MARCOS	12/27/11	*	26	7	11	.636	0	0	.000	0	0	.000	4	9	13	7.2	1	0	2	2	1	0	14	11.2	
at Saint Mary's (CA)	12/29/11	*	30	11	18	.611	0	0	.000	6	8	.750	3	4	7	7.2	4	0	0	3	1	5	28	12.3	
SAN DIEGO	12/31/11	*	35	8	13	.615	0	0	.000	5	8	.625	6	16	22	8.1	3	0	4	3	2	1	21	12.9	
at Loyola Marymount	01/05/12	*	29	6	12	.500	0	0	.000	3	5	.600	0	10	10	8.2	4	0	2	6	2	0	15	13.0	
SAN FRANCISCO	01/07/12	*	22	5	9	.556	0	0	.000	2	4	.500	2	4	6	8.1	4	0	6	2	2	1	12	12.9	
<b>Totals</b>			18	480	92	183	.503	0	1	.000	49	70	.700	44	102	146	8.1	56	2	39	44	22	23	233	12.9

**MISCELLANEOUS**

	11-12	Career
Double-Figure Pts:	13 (10-3)	39 (34-5)
20-plus Pts:	3 (2-1)	6 (5-1)
Double-Figure Reb:	4 (3-1)	8 (7-1)
Double-Doubles:	4 (3-1)	8 (7-1)
3-plus Steals:	3 (2-1)	4 (3-1)
3-plus Blocks:	1 (1-0)	4 (4-0)
3-plus 3-point FGs:	0 (0-0)	0 (0-0)
Scoring Leader:	4 (2-2)	5 (3-2)
Rebound Leader:	9 (8-1)	23 (20-3)
Assist Leader:	1 (1-0)	3 (3-0)

**CAREER STATISTICS (ALL GAMES)**

Year	GP	GS	Min	Avg	FG	FGA	Pct	3FG	FGA	Pct	FT	FTA	Pct	Off	Def	TR	Avg	PF	FO	A	TO	Blk	Stl	Pts	Avg
2009-10	35	1	474	13.5	69	128	.539	0	1	.000	50	88	.568	30	74	104	3.0	91	1	9	47	14	13	188	5.4
2010-11	29	26	721	24.9	115	219	.525	0	0	.000	93	138	.674	63	117	180	6.2	90	4	43	44	27	20	323	11.1
2011-12	18	18	480	26.7	92	183	.503	0	1	.000	49	70	.700	44	102	146	8.1	56	2	39	44	22	23	233	12.9
<b>TOTAL</b>	<b>82</b>	<b>45</b>	<b>1675</b>	<b>20.4</b>	<b>276</b>	<b>530</b>	<b>.521</b>	<b>0</b>	<b>2</b>	<b>.000</b>	<b>192</b>	<b>296</b>	<b>.649</b>	<b>137</b>	<b>293</b>	<b>430</b>	<b>5.2</b>	<b>237</b>	<b>7</b>	<b>91</b>	<b>135</b>	<b>63</b>	<b>56</b>	<b>744</b>	<b>9.1</b>

**CAREER STATISTICS (CONFERENCE GAMES)**

Year	GP	GS	Min	Avg	FG	FGA	Pct	3FG	FGA	Pct	FT	FTA	Pct	Off	Def	TR	Avg	PF	FO	A	TO	Blk	Stl	Pts	Avg
2009-10	15	0	187	12.5	29	63	.460	0	1	.000	22	41	.537	13	35	48	3.2	35	0	3	21	5	6	80	5.3
2010-11	14	14	395	28.2	54	111	.486	0	0	.000	51	74	.689	30	72	102	7.3	46	2	29	25	16	13	159	11.4
2011-12	4	4	116	29.0	30	52	.577	0	0	.000	16	25	.640	11	34	45	11.3	15	0	12	14	7	7	76	19.0
<b>TOTAL</b>	<b>33</b>	<b>18</b>	<b>698</b>	<b>21.2</b>	<b>113</b>	<b>226</b>	<b>.500</b>	<b>0</b>	<b>1</b>	<b>.000</b>	<b>89</b>	<b>140</b>	<b>.636</b>	<b>54</b>	<b>141</b>	<b>195</b>	<b>5.9</b>	<b>96</b>	<b>2</b>	<b>44</b>	<b>60</b>	<b>28</b>	<b>26</b>	<b>315</b>	<b>9.5</b>





**1 — CHARLES ABOUO**  
 6-5 • 215 • Senior • Guard/Forward  
 Abidjan, Cote d'Ivoire (Brewster Academy)

**ABOUO NOTES**

**Last time Out**

- Led the team with career-high 7 assists and added 2 points, 2 rebounds and 2 steals vs. San Francisco

**In 2011-12**

- Has started every game and scored in double figures nine times
- Averages 11.1 points, 6.4 rebounds, 2.9 assists and 1.2 steals
- Narrowly missed a double-double vs. Baylor (17 points, 9 rebounds)
- Posted 19 points on 6 of 9 shooting and added a career-best 16 rebounds, 4 assists and 2 blocks against Longwood
- Scored a season-high 22 points, tied a career high with four 3s and added 8 boards, 4 assists and 3 steals against Nevada
- 43.7 percent FG shooting and 42.9 percent 3-point FG shooting

**Other**

- Parents are Ernest and Yvonne Abouo
- Played for the Utah Pump and Run AAU team with BYU players Chris Collinworth and Nick Martineau
- Also recruited by San Diego State, Wichita State, Utah State, Loyola, Montana, Tulsa and Virginia Commonwealth
- Played for the Cote d'Ivoire Senior National Team during the summers of 2009 and 2010
- Played in the 2010 World Championships in Turkey with the Cote d'Ivoire National Team.
- Helped Brewster Academy (Wolfeboro, N.H.) set a school record with a 31-4 overall record in 2007-08

Click scan for Abouo's bio on BYUcougars.com



**11-12 SEASON HIGHS**

- Points: 22, vs Nevada -- 11/25/11
- Points 1st half: 7, five times, last, at LMU -- 1/5/12
- Points 2nd half: 16 vs Nevada -- 11/25/11
- Rebounds: 16, Longwood -- 11/18/11
- Assists: 7, vs. San Francisco -- 1/7/12
- Steals: 3, BYU-Hawaii -- 11/15/11, vs. Nevada -- 11/25/11
- Blocks: 2 Longwood -- 11/18/11
- FG made: 8 vs. Nevada -- 11/25/11
- FG attempts: 15, vs. Oregon -- 12/3/11
- 3FG made: 4 vs. Nevada -- 11/25/11
- 3FG attempts: 6, vs. Oregon -- 12/3/11
- FT made: 9, UCSB -- 12/22/11
- FT attempts: 10, San Diego -- 12/31/11

**CAREER HIGHS**

- Points: 25, Wyoming -- 03/05/11
- Rebounds: 16, Longwood -- 11/18/11
- Assists: 7, vs. San Francisco -- 1/7/12
- Steals: 3, three times, last, vs. Nevada -- 11/25/11
- Blocks: 2, Colorado State -- 02/23/11; Longwood -- 11/18/11
- FG made: 9, Wyoming -- 03/05/11
- FG attempts: 15, vs. Oregon -- 12/3/11
- 3FG made: 4, at SDSU -- 02/26/11; vs Nevada -- 11-25-11
- 3FG attempts: 6, Utah State -- 11/17/10, vs. Oregon -- 12/3/11
- FT made: 9, UCSB -- 12/22/11
- FT attempts: 10, vs Arizona -- 12/11/10, San Diego -- 12/31/11

**2011-12 GAME-BY-GAME**

Opponent	Date	GS	Min	FG	FGA	Pct	3FG	FGA	Pct	FT	FTA	Pct	Off	Def	TR	Avg	PF	FO	A	TO	Blk	Stl	Pts	Avg	
at Utah State	11/11/11	*	36	4	6	.667	3	5	.600	5	7	.714	3	3	6	6.0	4	0	3	3	0	0	16	16.0	
BYU-HAWAII	11/15/11	*	20	1	4	.250	0	0	.000	2	5	.400	0	6	6	6.0	4	0	3	4	0	3	4	10.0	
LONGWOOD	11/18/11	*	27	6	9	.667	2	3	.667	5	8	.625	5	11	16	9.3	0	0	4	1	2	0	19	13.0	
PRAIRIE VIEW A&M	11/22/11	*	24	4	6	.667	2	3	.667	3	5	.600	2	5	7	8.8	0	0	3	1	0	2	13	13.0	
vs Nevada	11/25/11	*	38	8	12	.667	4	5	.800	2	2	1.000	2	6	8	8.6	2	0	4	5	0	3	22	14.8	
vs Wisconsin	11/26/11	*	34	2	6	.333	0	2	.000	2	2	1.000	1	3	4	7.8	3	0	2	4	1	0	6	13.3	
vs Northern Arizona	11/30/11	*	14	3	8	.375	1	3	.333	2	2	1.000	0	3	3	7.1	2	0	1	2	0	1	9	12.7	
vs Oregon	12/03/11	*	31	3	15	.200	2	6	.333	0	0	.000	5	7	12	7.8	2	0	3	1	0	1	8	12.1	
WEBER STATE	12/07/11	*	23	6	10	.600	3	4	.750	0	1	.000	0	4	4	7.3	2	0	4	0	0	2	15	12.4	
at Utah	12/10/11	*	25	4	6	.667	1	2	.500	2	2	1.000	2	4	6	7.2	3	0	0	2	1	1	11	12.3	
BAYLOR	12/17/11	*	22	7	10	.700	1	4	.250	2	2	1.000	6	3	9	7.4	4	0	2	5	1	0	17	12.7	
BUFFALO	12/20/11	*	24	3	10	.300	1	3	.333	1	2	.500	2	4	6	7.3	4	0	4	4	0	2	8	12.3	
UC SANTA BARBARA	12/22/11	*	26	3	7	.429	1	1	1.000	9	9	1.000	2	4	6	7.2	4	0	2	2	0	2	16	12.6	
CS SAN MARCOS	12/27/11	*	21	1	7	.143	0	4	.000	1	4	.250	3	2	5	7.0	2	0	4	2	0	0	3	11.9	
at Saint Mary's (CA)	12/29/11	*	20	4	9	.444	1	2	.500	0	1	.000	2	2	4	6.8	4	0	0	2	0	0	9	11.7	
SAN DIEGO	12/31/11	*	30	3	8	.375	1	4	.250	8	10	.800	1	3	4	6.6	2	0	3	1	0	1	15	11.9	
at Loyola Marymount	01/05/12	*	33	3	13	.231	1	4	.250	0	0	.000	2	5	7	6.6	3	0	4	0	0	1	7	11.6	
SAN FRANCISCO	01/07/12	*	26	1	5	.200	0	1	.000	0	0	.000	0	2	2	6.4	0	0	7	0	0	2	2	11.1	
Totals			18	474	66	151	.437	24	56	.429	44	62	.710	38	77	115	6.4	45	0	53	39	5	21	200	11.1

**MISCELLANEOUS**

	10-11	Career
Double-Figure Pts:	9 (7-2)	23 (20-3)
20-plus Pts:	0 (0-0)	3 (3-0)
Double-Figure Reb:	2 (2-0)	4 (4-0)
Double-Doubles:	1 (1-0)	2 (2-0)
3-plus Steals:	2 (2-0)	3 (3-0)
3-plus Blocks:	0 (0-0)	0 (0-0)
3-plus 3-point FGs:	3 (2-1)	5 (4-1)
Scoring Leader:	2 (2-0)	2 (2-0)
Rebound Leader:	3 (2-1)	12 (11-1)
Assist Leader:	3 (3-0)	4 (4-0)


**CAREER STATISTICS (ALL GAMES)**

Year	GP	GS	Min	Avg	FG	FGA	Pct	3FG	FGA	Pct	FT	FTA	Pct	Off	Def	TR	Avg	PF	FO	A	TO	Blk	Stl	Pts	Avg
2008-09	33	1	354	10.7	30	75	.400	9	21	.429	27	42	.643	13	49	62	1.9	33	1	13	22	3	9	96	2.9
2009-10	36	2	464	12.9	57	122	.467	11	27	.407	39	55	.709	40	70	110	3.1	56	1	31	29	9	19	164	4.6
2010-11	37	22	772	20.9	88	212	.415	24	83	.289	68	90	.756	52	127	179	4.8	83	2	30	40	11	29	268	7.2
2011-12	18	18	474	26.3	66	151	.437	24	56	.429	44	62	.710	38	77	115	6.4	45	0	53	39	5	21	200	11.1
<b>TOTAL</b>	<b>124</b>	<b>43</b>	<b>2064</b>	<b>16.6</b>	<b>241</b>	<b>560</b>	<b>.430</b>	<b>68</b>	<b>187</b>	<b>.364</b>	<b>178</b>	<b>249</b>	<b>.715</b>	<b>143</b>	<b>323</b>	<b>466</b>	<b>3.8</b>	<b>217</b>	<b>4</b>	<b>127</b>	<b>130</b>	<b>28</b>	<b>78</b>	<b>728</b>	<b>5.9</b>

**CAREER STATISTICS (CONFERENCE GAMES)**

Year	GP	GS	Min	Avg	FG	FGA	Pct	3FG	FGA	Pct	FT	FTA	Pct	Off	Def	TR	Avg	PF	FO	A	TO	Blk	Stl	Pts	Avg
2008-09	16	1	137	8.6	14	34	.412	5	10	.500	5	11	.455	4	16	20	1.3	14	0	3	7	1	2	38	2.4
2009-10	16	0	220	13.8	31	61	.508	5	13	.385	14	19	.737	21	38	59	3.7	25	0	17	10	5	10	81	5.1
2010-11	16	7	333	20.8	46	96	.479	14	36	.389	29	40	.725	19	49	68	4.3	40	0	8	13	5	15	135	8.4
2011-12	4	4	109	27.3	11	35	.314	3	11	.273	8	11	.727	5	12	17	4.3	9	0	14	3	0	4	33	8.3
<b>TOTAL</b>	<b>52</b>	<b>12</b>	<b>799</b>	<b>15.4</b>	<b>102</b>	<b>226</b>	<b>.451</b>	<b>27</b>	<b>70</b>	<b>.386</b>	<b>56</b>	<b>81</b>	<b>.691</b>	<b>49</b>	<b>115</b>	<b>164</b>	<b>3.2</b>	<b>88</b>	<b>0</b>	<b>42</b>	<b>33</b>	<b>11</b>	<b>31</b>	<b>287</b>	<b>5.5</b>





**2 — CRAIG CUSICK**  
6-2 • 185 • Junior • Guard  
Orem, Utah (Utah)

**CUSICK NOTES**

**Last time Out**

- Scored 3 points and picked up one rebound and 1 assist vs. San Francisco

**In 2011-12**

- Has played in every game of the season and started three
- Averages 3.1 points, 2.2 assists and 1.3 rebounds
- Scored career-high 10 points at Utah with two 3-pointers
- Career-high 8 assists vs. Weber State and followed up with 6 at Utah
- Hit first 3-pointer of career vs. BYU-Hawaii

**Other**

- A member of the BYU practice squad in 2010-11
- Parents are Randy and Debbie Cusick
- Named first-team all-state by the Salt Lake Tribune as a junior and senior
- Named first-team all-state by the Deseret News as a senior and second team as a junior
- Leading scorer in 4A and 5A in 2005-06
- Averaged 22 points, 6.5 rebounds and 5 assists per game as a senior
- Orem High School's all-time leading scorer
- Led Orem to the state tournament semifinals in 2005 and 2006

Click/scan for Cusick's bio on [BYUcougars.com](http://BYUcougars.com)



**11-12 SEASON/CAREER HIGHS**

Points: 10, at Utah – 12/10/11  
 Points 1st half: 5, BYU-Hawaii – 11/15/11  
 Points 2nd half: 9, at Loyola Marymount – 1/5/12  
 Rebounds: 4, at Loyola Marymount – 1/5/12  
 Assists: 8, Weber State – 12/7/11  
 Steals: 1, nine times, last, at Loyola Marymount – 1/5/12  
 Blocks: —  
 FG made: 3, at Loyola Marymount – 1/5/12  
 FG attempts: 6, at Loyola Marymount – 1/5/12  
 3FG made: 3, at Loyola Marymount – 1/5/12  
 3FG attempts: 4, BYU-Hawaii – 11/15/11, at Utah – 12/10/11  
 FT made: 4, at Utah – 12/10/11  
 FT attempts: 5, at Utah – 12/10/11

**2011-12 GAME-BY-GAME**

Opponent	Date	GS	Min	FG	FGA	Pct	3FG	FGA	Pct	FT	FTA	Pct	Off	Def	TR	Avg	PF	FO	A	TO	Blk	Stl	Pts	Avg	
at Utah State	11/11/11	9	0	0	.000	0	0	.000	2	2	1.000	0	0	0	0	1	0	1	0	0	1	2	2.0		
BYU-HAWAII	11/15/11	23	2	5	.400	1	4	.250	1	2	.500	0	3	3	1.5	1	0	0	0	0	1	6	4.0		
LONGWOOD	11/18/11	* 16	1	3	.333	1	3	.333	0	0	.000	0	2	2	1.7	3	0	1	0	0	0	3	3.7		
PRAIRIE VIEW A&M	11/22/11	* 19	1	2	.500	1	2	.500	0	0	.000	0	3	3	2.0	0	0	2	0	0	0	3	3.5		
vs Nevada	11/25/11	2	0	0	.000	0	0	.000	0	1	.000	0	0	0	1.6	0	0	0	0	0	1	0	2.8		
vs Wisconsin	11/26/11	20	1	1	1.000	0	0	.000	0	0	.000	1	0	1	1.5	3	0	4	1	0	1	2	2.7		
vs Northern Arizona	11/30/11	13	1	3	.333	0	2	.000	0	0	.000	0	1	1	1.4	0	0	2	2	0	1	2	2.6		
vs Oregon	12/03/11	3	0	0	.000	0	0	.000	0	0	.000	0	1	1	1.4	0	0	0	0	0	0	0	2.3		
WEBER STATE	12/07/11	21	0	1	.000	0	0	.000	0	0	.000	0	2	2	1.4	4	0	8	0	0	1	0	2.0		
at Utah	12/10/11	28	2	5	.400	2	4	.500	4	5	.800	0	3	3	1.6	3	0	6	2	0	0	10	2.8		
BAYLOR	12/17/11	* 18	1	3	.333	0	2	.000	0	0	.000	0	0	0	1.5	1	0	4	1	0	0	2	2.7		
BUFFALO	12/20/11	13	0	1	.000	0	1	.000	0	0	.000	0	0	0	1.3	1	0	3	1	0	0	0	2.5		
UC SANTA BARBARA	12/22/11	8	0	0	.000	0	0	.000	1	2	.500	0	0	0	1.2	0	0	0	1	0	0	1	2.4		
CS SAN MARCOS	12/27/11	15	2	3	.667	0	1	.000	1	1	1.000	0	1	1	1.2	0	0	1	1	0	1	5	2.6		
at Saint Mary's (CA)	12/29/11	15	2	2	1.000	1	1	1.000	0	0	.000	0	1	1	1.2	4	0	3	1	0	1	5	2.7		
SAN DIEGO	12/31/11	19	1	1	1.000	1	1	1.000	0	0	.000	0	1	1	1.2	0	0	3	1	0	1	3	2.8		
at Loyola Marymount	01/05/12	18	3	6	.500	3	3	1.000	0	0	.000	0	4	4	1.4	1	0	0	2	0	1	9	3.1		
SAN FRANCISCO	01/07/12	10	1	3	.333	1	2	.500	0	0	.000	0	1	1	1.3	0	0	1	1	0	0	3	3.1		
<b>Totals</b>			3	270	18	39	.462	11	26	.423	9	13	.692	1	23	24	1.3	22	0	39	14	0	10	56	3.1

**MISCELLANEOUS**

	11-12	Career
Double-Figure Pts:	1 (1-0)	1 (1-0)
20-plus Pts:	0 (0-0)	0 (0-0)
Double-Figure Reb:	0 (0-0)	0 (0-0)
Double-Doubles:	0 (0-0)	0 (0-0)
3-plus Steals:	0 (0-0)	0 (0-0)
3-plus Blocks:	0 (0-0)	0 (0-0)
3-plus 3-point FGs:	1 (1-0)	1 (1-0)
Scoring Leader:	0 (0-0)	0 (0-0)
Rebound Leader:	0 (0-0)	0 (0-0)
Assist Leader:	4 (2-2)	4 (2-2)

<b>CAREER STATISTICS (ALL GAMES)</b>																									
Year	GP	GS	Min	Avg	FG	FGA	Pct	3FG	FGA	Pct	FT	FTA	Pct	Off	Def	TR	Avg	PF	FO	A	TO	Blk	Stl	Pts	Avg
2011-12	18	3	270	15.0	18	39	.462	11	26	.423	9	13	.692	1	23	24	1.3	22	0	39	14	0	10	56	3.1
<b>TOTAL</b>	<b>18</b>	<b>3</b>	<b>270</b>	<b>15.0</b>	<b>18</b>	<b>39</b>	<b>.462</b>	<b>11</b>	<b>26</b>	<b>.423</b>	<b>9</b>	<b>13</b>	<b>.692</b>	<b>1</b>	<b>23</b>	<b>24</b>	<b>1.3</b>	<b>22</b>	<b>0</b>	<b>39</b>	<b>14</b>	<b>0</b>	<b>10</b>	<b>56</b>	<b>3.1</b>

<b>CAREER STATISTICS (CONFERENCE GAMES)</b>																									
Year	GP	GS	Min	Avg	FG	FGA	Pct	3FG	FGA	Pct	FT	FTA	Pct	Off	Def	TR	Avg	PF	FO	A	TO	Blk	Stl	Pts	Avg
2011-12	4	0	62	15.5	7	12	.583	6	7	.857	0	0	.000	0	7	7	1.8	5	0	7	5	0	3	20	5.0
<b>TOTAL</b>	<b>4</b>	<b>0</b>	<b>62</b>	<b>15.5</b>	<b>7</b>	<b>12</b>	<b>.583</b>	<b>6</b>	<b>7</b>	<b>.857</b>	<b>0</b>	<b>0</b>	<b>.000</b>	<b>0</b>	<b>7</b>	<b>7</b>	<b>1.8</b>	<b>5</b>	<b>0</b>	<b>7</b>	<b>5</b>	<b>0</b>	<b>3</b>	<b>20</b>	<b>5.0</b>





**COLLINSWORTH NOTES**

Click/scan for Collinsworth's bio on [BYUcougars.com](http://BYUcougars.com)



**Last time Out**

- Did not play vs. San Francisco

**In 2011-12**

- Played in first two games of 2011-12 season
- Is currently out with a knee injury

**Other**

- Parents are Jeff and Alisa and has two sisters and two brothers, brother Kyle played as a freshman for BYU in 2010-11 and is currently serving a mission in Russia
- Served a mission for The Church of Jesus Christ of Latter-day Saints in Australia
- Named the 2007 Gatorade Utah Boys' Basketball Player of the Year and helped Provo win the state title with 27 points in the title game
- As a senior was first-team all-state and received Deseret News 4A and All-Valley MVP honors
- Averaged 16.6 points and 12 rebounds per game despite playing most of the season with a fracture in his right index finger
- Averaged 14.1 points, 6.5 rebounds and 3.3 assists per game to go along with 38 steals and 28 blocks as a junior

**5 — CHRIS COLLINSWORTH**

6-9 • 235 • Sophomore • Forward  
Provo, Utah (Provo HS)

**11-12 SEASON HIGHS**

Points: —  
Points 1st half: —  
Points 2nd half: —  
Rebounds: 1, BYU-Hawaii – 11/15/11  
Assists: 1 at Utah State – 11/11/11  
Steals: —  
Blocks: 1, BYU-Hawaii – 11/15/11  
FG made: —  
FG attempts: 1 at Utah State – 11/11/11  
3FG made: —  
3FG attempts: 1 at Utah State – 11/11/11  
FT made: —  
FT attempts: —

**CAREER HIGHS**

Points: 15, Chicago State – 11/20/10  
Rebounds: 11, at UNLV – 01/15/08  
Assists: 3, 4 times  
Steals: 2, twice, last vs. Chicago State – 11/20/10  
Blocks: 2, 3 times, last vs Colorado State – 03/13/08  
FG made: 5, Chicago State – 11/20/10  
FG attempts: 8, Chicago State – 11/20/10  
3FG made: 1, 7 times  
3FG attempts: 3, 4 times  
FT made: 7, at Weber State – 12/21/10  
FT attempts: 8, at Weber State – 12/21/10

**2011-12 GAME-BY-GAME**

Opponent	Date	GS	Min	FG	FGA	Pct	3FG	FGA	Pct	FT	FTA	Pct	Off	Def	TR	Avg	PF	FO	A	TO	Blk	Stl	Pts	Avg
at Utah State	11/11/11	5	0	1	.000	0	1	.000	0	0	0	.000	0	0	0	0.0	3	0	1	2	0	0	0	0.0
BYU-HAWAII	11/15/11	7	0	1	.000	0	0	.000	0	0	0	.000	0	1	1	0.5	0	0	0	1	1	0	0	0.0
LONGWOOD	11/18/11	DNP																						
PRAIRIE VIEW A&M	11/22/11	DNP																						
vs. Nevada	11/25/11	DNP																						
vs. Wisconsin	11/26/11	DNP																						
vs. Northern Arizona	11/30/11	DNP																						
vs. Oregon	12/03/11	DNP																						
WEBER STATE	12/07/11	DNP																						
at Utah	12/10/11	DNP																						
BAYLOR	12/17/11	DNP																						
BUFFALO	12/20/11	DNP																						
UC SANTA BARBARA	12/22/11	DNP																						
CS SAN MARCOS	12/27/11	DNP																						
at Saint Mary's (CA)	12/29/11	DNP																						
SAN DIEGO	12/31/11	DNP																						
at Loyola Marymount	01/05/12	DNP																						
SAN FRANCISCO	01/07/12	DNP																						
Totals		0	12	0	2	.000	0	1	.000	0	0	.000	0	1	1	0.5	3	0	1	3	1	0	0	0.0

**MISCELLANEOUS**

	10-11	Career
Double-Figure Pts:	0 (0-0)	4 (4-0)
20-plus Pts:	0 (0-0)	0 (0-0)
Double-Figure Reb:	0 (0-0)	3 (2-1)
Double-Doubles:	0 (0-0)	1 (1-0)
3-plus Steals:	0 (0-0)	0 (0-0)
3-plus Blocks:	0 (0-0)	0 (0-0)
3-plus 3-point FGs:	0 (0-0)	1 (1-0)
Scoring Leader:	0 (0-0)	0 (0-0)
Rebound Leader:	0 (0-0)	11 (8-3)
Assist Leader:	0 (0-0)	1 (0-1)

**CAREER STATISTICS (ALL GAMES)**


Year	GP	GS	Min	Avg	FG	FGA	Pct	3FG	FGA	Pct	FT	FTA	Pct	Off	Def	TR	Avg	PF	FO	A	TO	Blk	Stl	Pts	Avg
2007-08	35	6	557	15.9	42	112	.375	6	33	.182	22	51	.431	47	122	169	4.8	53	0	19	32	14	9	112	3.2
2010-11	9	4	147	16.3	16	39	.410	1	8	.125	20	27	.741	16	34	50	5.6	16	1	12	8	0	4	53	5.9
2011-12	2	0	12	6.0	0	2	.000	0	1	.000	0	0	.000	0	1	1	0.5	3	0	1	3	1	0	0	0.0
<b>TOTAL</b>	<b>46</b>	<b>10</b>	<b>716</b>	<b>15.6</b>	<b>58</b>	<b>153</b>	<b>.379</b>	<b>7</b>	<b>42</b>	<b>.167</b>	<b>42</b>	<b>78</b>	<b>.538</b>	<b>63</b>	<b>157</b>	<b>220</b>	<b>4.8</b>	<b>72</b>	<b>1</b>	<b>32</b>	<b>43</b>	<b>15</b>	<b>13</b>	<b>165</b>	<b>3.6</b>

**CAREER STATISTICS (CONFERENCE GAMES)**

Year	GP	GS	Min	Avg	FG	FGA	Pct	3FG	FGA	Pct	FT	FTA	Pct	Off	Def	TR	Avg	PF	FO	A	TO	Blk	Stl	Pts	Avg
2007-08	16	1	242	15.1	20	57	.351	3	15	.200	7	20	.350	23	61	84	5.3	19	0	6	9	5	4	50	3.1
<b>TOTAL</b>	<b>16</b>	<b>1</b>	<b>242</b>	<b>15.1</b>	<b>20</b>	<b>57</b>	<b>.351</b>	<b>3</b>	<b>15</b>	<b>.200</b>	<b>7</b>	<b>20</b>	<b>.350</b>	<b>23</b>	<b>61</b>	<b>84</b>	<b>5.3</b>	<b>19</b>	<b>0</b>	<b>6</b>	<b>9</b>	<b>5</b>	<b>4</b>	<b>50</b>	<b>3.1</b>







**10 — MATT CARLINO**  
 6-2 • 175 • Freshman • Guard  
 Scottsdale, Ariz. (Bloomington South HS)

**CARLINO NOTES**

**Last time Out**

- Had 12 points, 4 assists, 2 steals and 1 rebound vs. San Francisco

**In 2011-12**

- Averaging 13.9 points, 3.1 rebounds, 4.9 assists and 1.9 steals
- Scored in double figures in 6 of 8 games played
- Shooting 46.9 percent from the field and 46.5 percent from three
- Scored 22 points and added 6 assists, 1 block and 2 steals vs. UC Santa Barbara
- Posted a double-double vs. Buffalo with 10 points and 11 assists and added 7 rebounds and 3 steals
- Played in first collegiate game vs. Baylor and scored 18 points on 7 of 14 shooting, 4 of 8 from three

**Other**

- Redshirted at BYU in 2010-11 after transferring from UCLA
- Father, Mark, played basketball at Arizona State and uncle Brock Brunkhorst played basketball at Arizona
- Lists former Utah Jazz great, John Stockton, and New York Yankees' closer Mariano Rivera as his sports heroes
- Led Bloomington South to a 23-1 record while averaging 13.4 points, 5.9 rebounds and 4.3 assists per game
- Led Bloomington South to the 4A State Regional Finals and a No. 1 ranking for much of the season
- Named to Indiana Junior All-Star Team and to All-Conference Indiana Team

Click/scan for Carlino's bio on BYUcougars.com



**11-12 SEASON/CAREER HIGHS**

Points: 22, UCSB -- 12/22/11  
 Points 1st half: 10, UCSB -- 12/22/11  
 Points 2nd half: 16, CSUSM -- 12/27/11  
 Rebounds: 7, Buffalo -- 12/20/11  
 Assists: 11, Buffalo -- 12/20/11  
 Steals: 3, three times, last, San Diego -- 12/31/11  
 Blocks: 1, three times, last, San Diego -- 12/31/11  
 FG made: 8, UCSB -- 12/22/11  
 FG attempts: 15, at Saint Mary's -- 12/29/11  
 3FG made: 4, Baylor -- 12/17/11  
 3FG attempts: 8, Baylor -- 12/17/11  
 FT made: 4, CSUSM -- 12/27/11  
 FT attempts: 5, UCSB -- 12/22/11

**2011-12 GAME-BY-GAME**

Opponent	Date	GS	Min	FG	FGA	Pct	3FG	FGA	Pct	FT	FTA	Pct	Off	Def	TR	Avg	PF	FO	A	TO	Blk	Stl	Pts	Avg	
at Utah State	11/11/11		DNP																						
BYU-HAWAII	11/15/11		DNP																						
LONGWOOD	11/18/11		DNP																						
PRAIRIE VIEW A&M	11/22/11		DNP																						
vs. Nevada	11/25/11		DNP																						
vs. Wisconsin	11/26/11		DNP																						
vs. Northern Arizona	11/30/11		DNP																						
vs. Oregon	12/03/11		DNP																						
WEBER STATE	12/07/11		DNP																						
at Utah	12/10/11		DNP																						
BAYLOR	12/17/11		24	7	14	.500	4	8	.500	0	0	.000	0	1	1	1.0	4	0	2	4	1	1	18	18.0	
BUFFALO	12/20/11	*	29	3	9	.333	2	5	.400	2	2	1.000	1	6	7	4.0	3	0	11	5	0	3	10	14.0	
UC SANTA BARBARA	12/22/11	*	32	8	14	.571	3	5	.600	3	5	.600	0	2	2	3.3	1	0	6	3	1	2	22	16.7	
CS SAN MARCOS	12/27/11	*	21	6	7	.857	3	4	.750	4	4	1.000	0	2	2	3.0	2	0	0	2	0	3	19	17.3	
at Saint Mary's (CA)	12/29/11	*	27	5	15	.333	3	6	.500	0	0	.000	1	3	4	3.2	4	0	6	3	0	0	13	16.4	
SAN DIEGO	12/31/11	*	20	3	7	.429	2	5	.400	0	0	.000	0	6	6	3.7	5	1	3	2	1	3	8	15.0	
at Loyola Marymount	01/05/12	*	24	2	9	.222	1	7	.143	4	6	.667	1	1	2	3.4	0	0	7	1	0	1	9	14.1	
SAN FRANCISCO	01/07/12	*	31	4	6	.667	2	3	.667	2	2	1.000	0	1	1	3.1	1	0	4	2	0	2	12	13.9	
Totals			7	208	38	81	.469	20	43	.465	15	19	.789	3	22	25	3.1	20	1	39	22	3	15	111	13.9

**MISCELLANEOUS**


	11-12	Career
Double-Figure Pts:	6 (4-2)	6 (4-2)
20-plus Pts:	1 (1-0)	1 (1-0)
Double-Figure Reb:	0 (0-0)	0 (0-0)
Double-Doubles:	1 (1-0)	1 (1-0)
3-plus Steals:	2 (2-0)	2 (2-0)
3-plus Blocks:	0 (0-0)	0 (0-0)
3-plus 3-point FGs:	4 (2-2)	4 (2-2)
Scoring Leader:	2 (1-1)	2 (1-1)
Rebound Leader:	0 (0-0)	0 (0-0)
Assist Leader:	4 (3-1)	4 (3-1)

CAREER STATISTICS (ALL GAMES)																									
Year	GP	GS	Min	Avg	FG	FGA	Pct	3FG	FGA	Pct	FT	FTA	Pct	Off	Def	TR	Avg	PF	FO	A	TO	Blk	Stl	Pts	Avg
2011-12	8	7	208	26.0	38	81	.469	20	43	.465	15	19	.789	3	22	25	3.1	20	1	39	22	3	15	111	13.9
<b>TOTAL</b>	<b>8</b>	<b>7</b>	<b>208</b>	<b>26.0</b>	<b>38</b>	<b>81</b>	<b>.469</b>	<b>20</b>	<b>43</b>	<b>.465</b>	<b>15</b>	<b>19</b>	<b>.789</b>	<b>3</b>	<b>22</b>	<b>25</b>	<b>3.1</b>	<b>20</b>	<b>1</b>	<b>39</b>	<b>22</b>	<b>3</b>	<b>15</b>	<b>111</b>	<b>13.9</b>

CAREER STATISTICS (CONFERENCE GAMES)																									
Year	GP	GS	Min	Avg	FG	FGA	Pct	3FG	FGA	Pct	FT	FTA	Pct	Off	Def	TR	Avg	PF	FO	A	TO	Blk	Stl	Pts	Avg
2011-12	4	4	102	25.5	14	37	.378	8	21	.381	6	8	.750	2	11	13	3.3	10	1	20	8	1	6	42	10.5
<b>TOTAL</b>	<b>4</b>	<b>4</b>	<b>102</b>	<b>25.5</b>	<b>14</b>	<b>37</b>	<b>.378</b>	<b>8</b>	<b>21</b>	<b>.381</b>	<b>6</b>	<b>8</b>	<b>.750</b>	<b>2</b>	<b>11</b>	<b>13</b>	<b>3.3</b>	<b>10</b>	<b>1</b>	<b>20</b>	<b>8</b>	<b>1</b>	<b>6</b>	<b>42</b>	<b>10.5</b>





**12 — JOSH SHARP**  
 6-7 • 185 • Freshman • Forward  
 Highland, Utah (Utah)

**SHARP NOTES**

**Last time Out**

- Played 11 minutes vs. San Francisco and had 1 block and scored 1 point

**In 2011-12**

- Has played in 15 of 18 games this year
- Has had at least 1 offensive rebound in nine games
- Averages 1.7 points and 2.0 rebounds
- Knocked down first career 3-pointer vs. Prairie View A&M
- 47.4 percent FG shooting

**Other**

- Parents are Joe and Debbie Sharp
- Served a mission for The Church of Jesus Christ of Latter-day Saints in Houston
- Played for Quincy Lewis at Lone Peak High School
- Helped the Knights to back-to-back state titles in 2007-08
- Named first-team all-state by the Deseret News and Salt Lake Tribune
- A team captain as a senior
- Averaged 13.5 points and 6.3 rebounds as a senior
- Redshirted the 2008-09 season at Utah

Click/scan for Sharp's bio on BYUcougars.com



**11-12 SEASON/CAREER HIGHS**

Points: 5, BYU-Hawaii -- 11/15/11  
 Points 1st half: 4, Buffalo -- 12/20/11  
 Points 2nd half: 5, BYU-Hawaii -- 11/15/11, PVAMU -- 11/22/11  
 Rebounds: 6, BYU-Hawaii -- 11/15/11; PVAMU -- 11/22/11  
 Assists: 3, Longwood -- 11/18/11  
 Steals: 1, three times, last, San Diego -- 12/31/11  
 Blocks: 1, vs. San Francisco -- 1/7/12  
 FG made: 2, three times, last, Buffalo -- 12/20/11  
 FG attempts: 4, at Utah State -- 11/11/11  
 3FG made: 1, Prairie View A&M -- 11/22/11  
 3FG attempts: 1, three times, last, Buffalo -- 12/20/11  
 FT made: 2, CSUSM -- 12/27/11, at Saint Mary's -- 12/29/11  
 FT attempts: 4, CSUSM -- 12/27/11

**MISCELLANEOUS**

	11-12	Career
Double-Figure Pts:	0 (0-0)	0 (0-0)
20-plus Pts:	0 (0-0)	0 (0-0)
Double-Figure Reb:	0 (0-0)	0 (0-0)
Double-Doubles:	0 (0-0)	0 (0-0)
3-plus Steals:	0 (0-0)	0 (0-0)
3-plus Blocks:	0 (0-0)	0 (0-0)
3-plus 3-point FGs:	0 (0-0)	0 (0-0)
Scoring Leader:	0 (0-0)	0 (0-0)
Rebound Leader:	0 (0-0)	0 (0-0)
Assist Leader:	0 (0-0)	0 (0-0)

**2011-12 GAME-BY-GAME**

Opponent	Date	GS	Min	FG	FGA	Pct	3FG	FGA	Pct	FT	FTA	Pct	Off	Def	TR	Avg	PF	FO	A	TO	Blk	Stl	Pts	Avg	
at Utah State	11/11/11	15	1	4	.250	0	0	.000	0	0	.000	0	0	0	0	0	0	0	0	0	0	0	2	2.0	
BYU-HAWAII	11/15/11	12	2	3	.667	0	0	.000	1	3	.333	2	4	6	5.0	2	0	1	0	0	1	5	3.5		
LONGWOOD	11/18/11	17	0	1	.000	0	0	.000	1	2	.500	1	3	4	4.7	3	0	3	1	0	0	1	2.7		
PRAIRIE VIEW A&M	11/22/11	22	2	2	1.000	1	1	1.000	0	0	.000	1	5	6	5.0	2	0	1	1	0	0	5	3.3		
vs Nevada	11/25/11	10	0	0	.000	0	0	.000	0	0	.000	0	1	1	4.2	1	0	0	2	0	0	0	0	2.6	
vs Wisconsin	11/26/11	1	0	0	.000	0	0	.000	0	0	.000	1	0	1	3.7	0	0	0	0	0	0	0	0	2.2	
vs Northern Arizona	11/30/11	16	1	2	.500	0	1	.000	0	0	.000	1	0	1	3.3	3	0	2	3	0	0	2	2.1		
vs Oregon	12/03/11	2	0	0	.000	0	0	.000	0	0	.000	0	0	0	2.9	1	0	0	1	0	0	0	0	1.9	
WEBER STATE	12/07/11	3	0	0	.000	0	0	.000	0	0	.000	0	0	0	2.6	0	0	0	1	0	0	0	0	1.7	
at Utah	12/10/11																								
BAYLOR	12/17/11																								
BUFFALO	12/20/11	14	2	3	.667	0	1	.000	0	0	.000	0	0	0	2.3	0	0	1	0	0	0	4	1.9		
UC SANTA BARBARA	12/22/11	3	0	0	.000	0	0	.000	0	0	.000	0	0	0	2.1	0	0	0	0	0	0	0	0	1.7	
CS SAN MARCOS	12/27/11	15	1	3	.333	0	1	.000	2	4	.500	2	2	4	2.3	0	0	1	1	0	1	4	1.9		
at Saint Mary's (CA)	12/29/11	1	0	0	.000	0	0	.000	2	2	1.000	1	0	1	2.2	0	0	0	0	0	0	2	1.9		
SAN DIEGO	12/31/11	5	0	0	.000	0	0	.000	0	0	.000	1	1	2	2.1	0	0	1	1	1	1	1	0	1.8	
at Loyola Marymount	01/05/12																								
SAN FRANCISCO	01/07/12	11	0	1	.000	0	0	.000	1	2	.500	0	0	0	2.0	1	0	0	0	1	0	1	1.7		
<b>Totals</b>			0	147	9	19	.474	1	4	.250	7	13	.538	12	18	30	2.0	15	0	10	11	2	3	26	1.7

<b>CAREER STATISTICS (ALL GAMES)</b>																									
Year	GP	GS	Min	Avg	FG	FGA	Pct	3FG	FGA	Pct	FT	FTA	Pct	Off	Def	TR	Avg	PF	FO	A	TO	Blk	Stl	Pts	Avg
2011-12	15	0	147	9.8	9	19	.474	1	4	.250	7	13	.538	12	18	30	2.0	15	0	10	11	2	3	26	1.7
<b>TOTAL</b>	<b>15</b>	<b>0</b>	<b>147</b>	<b>9.8</b>	<b>9</b>	<b>19</b>	<b>.474</b>	<b>1</b>	<b>4</b>	<b>.250</b>	<b>7</b>	<b>13</b>	<b>.538</b>	<b>12</b>	<b>18</b>	<b>30</b>	<b>2.0</b>	<b>15</b>	<b>0</b>	<b>10</b>	<b>11</b>	<b>2</b>	<b>3</b>	<b>26</b>	<b>1.7</b>

<b>CAREER STATISTICS (CONFERENCE GAMES)</b>																									
Year	GP	GS	Min	Avg	FG	FGA	Pct	3FG	FGA	Pct	FT	FTA	Pct	Off	Def	TR	Avg	PF	FO	A	TO	Blk	Stl	Pts	Avg
2011-12	3	0	17	5.7	0	1	.000	0	0	.000	3	4	.750	2	1	3	1.0	1	0	1	1	2	1	3	1.0
<b>TOTAL</b>	<b>3</b>	<b>0</b>	<b>17</b>	<b>5.7</b>	<b>0</b>	<b>1</b>	<b>.000</b>	<b>0</b>	<b>0</b>	<b>.000</b>	<b>3</b>	<b>4</b>	<b>.750</b>	<b>2</b>	<b>1</b>	<b>3</b>	<b>1.0</b>	<b>1</b>	<b>0</b>	<b>1</b>	<b>1</b>	<b>2</b>	<b>1</b>	<b>3</b>	<b>1.0</b>





**13 — BROCK ZYLSTRA**  
 6-6 • 210 • Junior • Guard  
 La Verne, Calif. (Bonita HS)

**ZYLSTRA NOTES**

**Last time Out**

- Shot a perfect 8 of 8 from the field including 6 threes for 22 points vs. San Francisco. Also had 6 boards, 3 assists and 1 steal

**In 2011-12**

- Has started every game this season
- Shot a perfect 8 of 8 from the field and made 6 threes vs. San Francisco. The six consecutive threes made ties a BYU record for consecutive 3-pointers in a single game (Jonathan Tavernari 2007, Nate Call 1991)
- Scored a career-high 26 points against Buffalo to go with 4 assists and 4 steals
- Averages 9.0 points, 3.9 rebounds, 2.4 assists and 1.1 steals
- Has at least 1 steal in 14 games
- 50.0 percent FG shooting and 44.6 percent 3pt-FG shooting

**Other**

- Parents are Dave and Maxine Zylstra
- Wife's name is Sarah and they have a daughter, Sophia
- Served a mission for The Church of Jesus Christ of Latter-day Saints in New Zealand
- Recruited by Yale, Harvard, UC Davis, UC Irvine, UC Santa Barbara and Dartmouth
- Averaged 22 points, 12 rebounds, three steals and one block per game as a senior at Bonita HS

Click/scan for Zylstra's bio on BYUcougars.com



**11-12 SEASON HIGHS**

Points: 26, Buffalo -- 12/20/11  
 Points 1st half: 15, vs. Northern Arizona -- 11/30/11  
 Points 2nd half: 13, vs. San Francisco -- 1/7/12  
 Rebounds: 7, Baylor -- 12/17/11, UCSB -- 12/22/11  
 Assists: 5, UCSB -- 12/22/11  
 Steals: 4, Buffalo -- 12/20/11  
 Blocks: 1, Weber State -- 12/7/11, UCSB, 12/22/11  
 FG made: 9, Buffalo -- 12/20/11  
 FG attempts: 16, Buffalo -- 12/20/11  
 3FG made: 6, vs. San Francisco -- 1/7/12  
 3FG attempts: 10, Buffalo -- 12/20/11  
 FT made: 4, Buffalo -- 12/20/11  
 FT attempts: 4, Buffalo -- 12/20/11, UCSB -- 12/22/11

**CAREER HIGHS**

Points: 26, Buffalo -- 12/20/11  
 Rebounds: 7, Baylor -- 12/17/11, UCSB -- 12/22/11  
 Assists: 5, UCSB -- 12/22/11  
 Steals: 4, Buffalo -- 12/20/11  
 Blocks: 1, Weber State -- 12/07/11; Wagner -- 12/17/09  
 FG made: 9, Buffalo -- 12/20/11  
 FG attempts: 16, Buffalo -- 12/20/11  
 3FG made: 6, vs. San Francisco -- 1/7/12  
 3FG attempts: 10, Buffalo -- 12/20/11  
 FT made: 4, Buffalo -- 12/20/11  
 FT attempts: Three times, last, UCSB -- 12/22/11

**2011-12 GAME-BY-GAME**

Opponent	Date	GS	Min	FG	FGA	Pct	3FG	FGA	Pct	FT	FTA	Pct	Off	Def	TR	Avg	PF	FO	A	TO	Blk	Stl	Pts	Avg	
at Utah State	11/11/11	*	31	1	4	.250	0	3	.000	0	0	.000	0	3	3	3.0	3	0	3	5	0	1	2	2.0	
BYU-HAWAII	11/15/11	*	32	3	9	.333	1	4	.250	0	0	.000	3	3	6	4.5	2	0	1	5	0	1	7	4.5	
LONGWOOD	11/18/11	*	18	2	5	.400	2	3	.667	0	0	.000	1	0	1	3.3	1	0	1	0	0	1	6	5.0	
PRAIRIE VIEW A&M	11/22/11	*	14	2	4	.500	2	4	.500	2	2	1.000	1	3	4	3.5	3	0	1	2	0	1	8	5.8	
vs Nevada	11/25/11	*	30	3	7	.429	2	5	.400	0	0	.000	1	2	3.2	1	0	2	0	0	0	1	8	6.2	
vs Wisconsin	11/26/11	*	22	2	7	.286	0	4	.000	0	0	.000	1	4	5	3.5	1	0	0	0	0	1	4	5.8	
vs Northern Arizona	11/30/11	*	26	8	10	.800	5	6	.833	2	2	1.000	1	2	3	3.4	3	0	1	1	0	1	23	8.3	
vs Oregon	12/03/11	*	26	2	6	.333	1	4	.250	2	3	.667	0	0	3.0	1	0	3	0	0	2	7	8.1		
WEBER STATE	12/07/11	*	27	6	11	.545	3	5	.600	0	0	.000	0	6	6	3.3	1	0	2	0	1	1	15	8.9	
at Utah	12/10/11	*	28	2	6	.333	2	5	.400	0	0	.000	1	1	2	3.2	1	0	4	1	0	0	6	8.6	
BAYLOR	12/17/11	*	38	1	4	.250	1	2	.500	1	2	.500	0	7	7	3.5	1	0	3	3	0	1	4	8.2	
BUFFALO	12/20/11	*	36	9	16	.563	4	10	.400	4	4	1.000	0	2	2	3.4	1	0	4	2	0	4	26	9.7	
UC SANTA BARBARA	12/22/11	*	32	3	5	.600	2	4	.500	1	4	.250	1	6	7	3.7	3	0	5	4	1	1	9	9.6	
CS SAN MARCOS	12/27/11	*	21	1	2	.500	1	2	.500	0	0	.000	1	3	4	3.7	0	0	2	1	0	2	3	9.1	
at Saint Mary's (CA)	12/29/11	*	32	2	3	.667	0	1	.000	0	1	.000	1	1	2	3.6	4	0	3	1	0	0	4	8.8	
SAN DIEGO	12/31/11	*	28	2	6	.333	1	5	.200	3	4	.750	1	5	6	3.8	2	0	3	1	0	0	8	8.8	
at Loyola Marymount	01/05/12	*	29	0	1	.000	0	1	.000	0	0	.000	1	4	5	3.8	4	0	3	2	0	0	0	8.2	
SAN FRANCISCO	01/07/12	*	25	8	8	1.000	6	6	1.000	0	0	.000	0	6	6	3.9	2	0	3	3	0	1	22	9.0	
Totals			18	495	57	114	.500	33	74	.446	15	22	.682	14	57	71	3.9	34	0	44	31	2	19	162	9.0

**MISCELLANEOUS**

	10-11	Career
Double-Figure Pts:	4 (4-0)	5 (5-0)
20-plus Pts:	3 (3-0)	3 (3-0)
Double-Figure Reb:	0 (0-0)	0 (0-0)
Double-Doubles:	0 (0-0)	0 (0-0)
3-plus Steals:	1 (1-0)	1 (1-0)
3-plus Blocks:	0 (0-0)	0 (0-0)
3-plus 3-point FGs:	4 (4-0)	5 (5-0)
Scoring Leader:	3 (3-0)	3 (3-0)
Rebound Leader:	1 (1-0)	1 (1-0)
Assist Leader:	0 (0-0)	0 (0-0)

**CAREER STATISTICS (ALL GAMES)**

Year	GP	GS	Min	Avg	FG	FGA	Pct	3FG	FGA	Pct	FT	FTA	Pct	Off	Def	TR	Avg	PF	FO	A	TO	Blk	Stl	Pts	Avg
2009-10	20	0	63	3.2	7	18	.389	0	3	.000	5	8	.625	2	11	13	0.7	4	0	2	4	1	1	19	1.0
2010-11	29	0	150	5.2	10	32	.313	6	22	.273	7	12	.583	5	19	24	0.8	13	0	9	4	0	8	33	1.1
2011-12	18	18	495	27.5	57	114	.500	33	74	.446	15	22	.682	14	57	71	3.9	34	0	44	31	2	19	162	9.0
<b>TOTAL</b>	<b>67</b>	<b>18</b>	<b>708</b>	<b>10.6</b>	<b>74</b>	<b>164</b>	<b>.451</b>	<b>39</b>	<b>99</b>	<b>.394</b>	<b>27</b>	<b>42</b>	<b>.643</b>	<b>21</b>	<b>87</b>	<b>108</b>	<b>1.6</b>	<b>51</b>	<b>0</b>	<b>55</b>	<b>39</b>	<b>3</b>	<b>28</b>	<b>214</b>	<b>3.2</b>

**CAREER STATISTICS (CONFERENCE GAMES)**

Year	GP	GS	Min	Avg	FG	FGA	Pct	3FG	FGA	Pct	FT	FTA	Pct	Off	Def	TR	Avg	PF	FO	A	TO	Blk	Stl	Pts	Avg
2009-10	8	0	24	3.0	3	7	.429	0	1	.000	2	4	.500	1	1	2	0.3	2	0	1	2	0	0	8	1.0
2010-11	11	0	40	3.6	2	7	.286	0	3	.000	3	7	.429	2	5	7	0.6	4	0	2	0	0	2	7	0.6
2011-12	4	4	114	28.5	12	18	.667	7	13	.538	3	5	.600	3	16	19	4.8	12	0	12	7	0	1	34	8.5
<b>TOTAL</b>	<b>23</b>	<b>4</b>	<b>178</b>	<b>7.7</b>	<b>17</b>	<b>32</b>	<b>.531</b>	<b>7</b>	<b>17</b>	<b>.412</b>	<b>8</b>	<b>16</b>	<b>.500</b>	<b>6</b>	<b>22</b>	<b>28</b>	<b>1.2</b>	<b>18</b>	<b>0</b>	<b>15</b>	<b>9</b>	<b>0</b>	<b>3</b>	<b>49</b>	<b>2.1</b>





**14 — NICK MARTINEAU**  
**6-0 • 170 • Junior • Guard**  
**Fruit Heights, Utah (Davis HS)**

**MARTINEAU NOTES**

**Last time Out**

- Played 3 minutes vs. San Francisco

**In 2011-12**

- Had 3 rebounds, 2 assists and 1 steal vs. CSUSM
- Played 7 minutes vs. Prairie View A&M and tallied 2 rebounds, 2 assists and 1 steal
- Played 2 minutes vs. BYU-Hawaii and scored 1 point (1-2 FT)
- Made one 3-pointer vs. Longwood and vs. San Diego

**Other**

- Parents are Chris and Sherrie and has three brothers and one sister
- Wife's name is Karli
- Served a mission for The Church of Jesus Christ of Latter-day Saints in Chile
- Also garnered recruiting attention as a wide receiver in football
- Also recruited by Southern Utah, Penn, Columbia, Princeton, Stanford, Air Force, Utah State and Utah
- Averaged 15 points and six assists per game at Davis High School, earning first-team all-state honors as a senior
- Named Salt Lake Tribune second-team all-state and Deseret News third-team all-state his junior season
- Earned first-team all-state accolades as a wide receiver in football
- Honored by the National Football Foundation Hall of Fame

Click/scan for Martineau's bio on [BYUcougars.com](http://BYUcougars.com)



**11-12 SEASON HIGHS**

Points: 3, Longwood – 11/18/11, San Diego – 12/31/11  
 Points 1st half: —  
 Points 2nd half: 3, Longwood – 11/18/11, San Diego – 12/31/11  
 Rebounds: — 2, PVAMU – 11/22/11, CSUSM – 12/27/11  
 Assists: — 2, Prairie View A&M – 11/22/11, CSUSM – 12/27/11  
 Steals: — 1, Prairie View A&M – 11/22/11, CSUSM – 12/27/11  
 Blocks: —  
 FG made: — 1, three times, last, San Diego – 12/31/11  
 FG attempts: — 2, CSUSM – 12/27/11  
 3FG made: — 1, Longwood – 11/18/11, San Diego – 12/31/11  
 3FG attempts: — 1, three times, last, San Diego – 12/31/11  
 FT made: 1, BYU-Hawaii – 11/15/11  
 FT attempts: 2, BYU-Hawaii – 11/15/11

**CAREER HIGHS**

Points: 6, Loyola Marymount – 01/03/08  
 Rebounds: 2, 7 times, last, CSUSM – 12/27/11  
 Assists: 4, Loyola Marymount – 01/03/08  
 Steals: 2, Chicago State – 11/20/10  
 Blocks: —  
 FG made: 2, Mississippi Valley – 11/23/10  
 FG attempts: 3, twice, last vs Hawaii – 12/04/10  
 3FG made: 1, 6 times, last, San Diego – 12/31/11  
 3FG attempts: 2, 3 times, last vs Fresno Pacific – 01/01/11  
 FT made: 4, Loyola Marymount – 01/03/08  
 FT attempts: 4, Loyola Marymount – 01/03/08

**2011-12 GAME-BY-GAME**

Opponent	Date	GS	Min	FG	FGA	Pct	3FG	FGA	Pct	FT	FTA	Pct	Off	Def	TR	Avg	PF	FO	A	TO	Blk	Stl	Pts	Avg
at Utah State	11/11/11		DNP																					
BYU-HAWAII	11/15/11	2	0	0	.000	0	0	.000	1	2	.500	0	0	0	0.0	0	0	0	0	0	0	1	1.0	
LONGWOOD	11/18/11	3	1	1	1.000	1	1	1.000	0	0	.000	0	0	0	0.0	0	0	0	0	0	0	3	2.0	
PRAIRIE VIEW A&M	11/22/11	7	0	0	.000	0	0	.000	0	0	.000	0	2	2	0.7	0	0	2	0	0	1	0	1.3	
vs Nevada	11/25/11	1	0	1	.000	0	0	.000	0	0	.000	0	0	0	0.5	0	0	0	0	0	0	0	1.0	
vs Wisconsin	11/26/11	1	0	0	.000	0	0	.000	0	0	.000	0	0	0	0.4	0	0	0	0	0	0	0	0.8	
vs Northern Arizona	11/30/11	5	0	1	.000	0	0	.000	0	0	.000	0	0	0	0.3	0	0	1	1	0	0	0	0.7	
vs. Oregon	12/3/11		DNP																					
WEBER STATE	12/07/11	5	1	1	1.000	0	0	.000	0	0	.000	0	0	0	0.3	0	0	1	1	0	0	2	0.9	
at Utah	12/10/11	1	0	0	.000	0	0	.000	0	0	.000	0	1	1	0.4	0	0	0	0	0	0	0	0.8	
BAYLOR	12/17/11		DNP																					
BUFFALO	12/20/11	1	0	1	.000	0	0	.000	0	0	.000	0	0	0	0.3	0	0	0	0	0	0	0	0.7	
UC SANTA BARBARA	12/22/11	1	0	0	.000	0	0	.000	0	0	.000	0	0	0	0.3	0	0	0	0	0	0	0	0.6	
CS SAN MARCOS	12/27/11	5	0	2	.000	0	1	.000	0	0	.000	1	2	3	0.5	1	0	2	1	0	1	0	0.5	
at Saint Mary's (CA)	12/29/11		DNP																					
SAN DIEGO	12/31/11	5	1	1	1.000	1	1	1.000	0	0	.000	0	0	0	0.5	0	0	0	0	0	0	3	0.8	
at Loyola Marymount	01/05/12		DNP																					
SAN FRANCISCO	01/07/12	3	0	1	.000	0	0	.000	0	0	.000	0	0	0	0.5	0	0	0	0	0	0	0	0.7	
<b>Totals</b>		<b>0</b>	<b>40</b>	<b>3</b>	<b>9</b>	<b>.333</b>	<b>2</b>	<b>3</b>	<b>.667</b>	<b>1</b>	<b>2</b>	<b>.500</b>	<b>1</b>	<b>5</b>	<b>6</b>	<b>0.5</b>	<b>1</b>	<b>0</b>	<b>6</b>	<b>3</b>	<b>0</b>	<b>2</b>	<b>9</b>	<b>0.7</b>

**MISCELLANEOUS**

	10-11	Career
Double-Figure Pts:	0 (0-0)	0 (0-0)
20-plus Pts:	0 (0-0)	0 (0-0)
Double-Figure Reb:	0 (0-0)	0 (0-0)
Double-Doubles:	0 (0-0)	0 (0-0)
3-plus Steals:	0 (0-0)	0 (0-0)
3-plus Blocks:	0 (0-0)	0 (0-0)
3-plus 3-point FGs:	0 (0-0)	0 (0-0)
Scoring Leader:	0 (0-0)	0 (0-0)
Rebound Leader:	0 (0-0)	0 (0-0)
Assist Leader:	0 (0-0)	0 (0-0)

**CAREER STATISTICS (ALL GAMES)**

Year	GP	GS	Min	Avg	FG	FGA	Pct	3FG	FGA	Pct	FT	FTA	Pct	Off	Def	TR	Avg	PF	FO	A	TO	Blk	Stl	Pts	Avg
2007-08	20	0	115	5.8	4	14	.286	1	5	.200	4	6	.667	2	6	8	0.4	13	0	14	9	0	3	13	0.7
2010-11	25	0	121	4.8	6	22	.273	3	12	.250	2	2	1.000	0	11	11	0.4	7	0	14	4	0	5	17	0.7
2011-12	13	0	40	3.1	3	9	.333	2	3	.667	1	2	.500	1	5	6	0.5	1	0	6	3	0	2	9	0.7
<b>TOTAL</b>	<b>58</b>	<b>0</b>	<b>276</b>	<b>4.8</b>	<b>13</b>	<b>45</b>	<b>.289</b>	<b>6</b>	<b>20</b>	<b>.300</b>	<b>7</b>	<b>10</b>	<b>.700</b>	<b>3</b>	<b>22</b>	<b>25</b>	<b>0.4</b>	<b>21</b>	<b>0</b>	<b>34</b>	<b>16</b>	<b>0</b>	<b>10</b>	<b>39</b>	<b>0.7</b>

**CAREER STATISTICS (CONFERENCE GAMES)**

Year	GP	GS	Min	Avg	FG	FGA	Pct	3FG	FGA	Pct	FT	FTA	Pct	Off	Def	TR	Avg	PF	FO	A	TO	Blk	Stl	Pts	Avg
2007-08	7	0	24	3.4	0	4	.000	0	2	.000	0	2	.000	0	1	1	0.1	2	0	0	3	0	2	0	0.0
2010-11	8	0	11	1.4	0	3	.000	0	1	.000	0	0	.000	0	0	0	0.0	2	0	1	0	0	0	0	0.0
2011-12	2	0	8	4.0	1	2	.500	1	1	1.000	0	0	.000	0	0	0	0.0	0	0	0	0	0	0	3	1.5
<b>TOTAL</b>	<b>17</b>	<b>0</b>	<b>43</b>	<b>2.5</b>	<b>1</b>	<b>9</b>	<b>.111</b>	<b>1</b>	<b>4</b>	<b>.250</b>	<b>0</b>	<b>2</b>	<b>.000</b>	<b>0</b>	<b>1</b>	<b>1</b>	<b>0.1</b>	<b>4</b>	<b>0</b>	<b>1</b>	<b>3</b>	<b>0</b>	<b>2</b>	<b>3</b>	<b>0.2</b>





**20 — ANSON WINDER**  
 6-3 • 195 • Freshman • Guard  
 Las Vegas, Nev. (Bishop Gorman HS)

**WINDER NOTES**

**Last time Out**

- Played 9 minutes and recorded 5 points, 2 rebounds and 2 assists vs. San Francisco

**In 2011-12**

- Started 6 games at point guard and has played in 17 games
- BYU's assist leader in 6 games
- Hit 7 of 8 from the field and 6 of 7 from downtown for a career-best 20 points vs. Buffalo
- Had 9 points, 4 rebounds, 4 assists and 4 steals against Nevada, his first career start
- Averages 4.8 points, 2.5 assists and 1.4 rebounds

**Other**

- Parents are Chuck Winder and Teresa Williams
- Also recruited by Nevada, SMU, Portland, UC Riverside and Idaho
- Helped lead Bishop Gorman to back-to-back Nevada 4A state titles
- Averaged 17 points and seven boards as a senior and led Bishop Gorman to a 30-2 record
- Earned first-team all-Southwest League and first-team all-Sunset Division honors
- As a junior averaged 13.8 points, 8.2 rebounds and 3.0 assists and helped Bishop Gorman to a 28-5 record
- Earned all-Southwest League honors and Bishop Gorman's Sportsmanship Award as a junior
- Earned all-tournament honors at the Wyoming Energy Classic

Click/scan for Winder's bio on [BYUcougars.com](http://BYUcougars.com)



**11-12 SEASON/CAREER HIGHS**

Points: 20, Buffalo -- 12/20/11  
 Points 1st half: 17, Buffalo -- 12/20/11  
 Points 2nd half: 7 vs. Oregon -- 12/3/11  
 Rebounds: 4, vs Nevada Wolf Pack -- 11-25-11  
 Assists: 9, vs Northern Arizona -- 11/30/11  
 Steals: 4, vs Nevada Wolf Pack -- 11-25-11  
 Blocks: 2, vs Northern Arizona -- 11/30/11  
 FG made: 7, Buffalo -- 12/20/11  
 FG attempts: 9, vs Nevada Wolf Pack -- 11-25-11  
 3FG made: 6, Buffalo -- 12/20/11  
 3FG attempts: 7, Buffalo -- 12/20/11  
 FT made: 3, Prairie View A&M -- 11/22/11, UCSB -- 12/22/11  
 FT attempts: 5, Longwood -- 11/18/11

**MISCELLANEOUS**

	11-12	Career
Double-Figure Pts:	3 (3-0)	3 (3-0)
20-plus Pts:	1 (1-0)	1 (1-0)
Double-Figure Reb:	0 (0-0)	0 (0-0)
Double-Doubles:	0 (0-0)	0 (0-0)
3-plus Steals:	3 (2-1)	3 (2-1)
3-plus Blocks:	0 (0-0)	0 (0-0)
3-plus 3-point FGs:	1 (1-0)	1 (1-0)
Scoring Leader:	0 (0-0)	0 (0-0)
Rebound Leader:	0 (0-0)	0 (0-0)
Assist Leader:	6 (6-0)	6 (6-0)

**2011-12 GAME-BY-GAME**

Opponent	Date	GS	Min	FG	FGA	Pct	3FG	FGA	Pct	FT	FTA	Pct	Off	Def	TR	Avg	PF	FO	A	TO	Blk	Stl	Pts	Avg	
at Utah State	11/11/11		DNP																						
BYU-HAWAII	11/15/11		2	0	0	.000	0	0	.000	0	0	.000	0	1	1	1.0	0	0	0	0	0	0	0	0.0	
LONGWOOD	11/18/11		25	2	5	.400	2	4	.500	2	5	.400	0	1	1	1.0	1	0	5	0	0	0	8	4.0	
PRAIRIE VIEW A&M	11/22/11		21	3	5	.600	2	4	.500	3	3	1.000	0	3	3	1.7	2	0	4	2	0	0	11	6.3	
vs Nevada	11/25/11	*	38	4	9	.444	0	4	.000	1	2	.500	0	4	4	2.3	2	0	4	3	0	4	9	7.0	
vs Wisconsin	11/26/11	*	21	0	0	.000	0	0	.000	0	0	.000	0	0	0	1.8	0	0	3	1	0	0	0	5.6	
vs Northern Arizona	11/30/11	*	22	1	3	.333	0	1	.000	1	2	.500	0	2	2	1.8	1	0	9	3	2	3	3	5.2	
vs Oregon	12/03/11	*	37	4	8	.500	2	5	.400	0	1	.000	1	1	2	1.9	0	0	6	3	0	1	10	5.9	
WEBER STATE	12/07/11	*	19	0	3	.000	0	3	.000	0	0	.000	0	1	1	1.8	1	0	1	0	1	0	0	5.1	
at Utah	12/10/11	*	12	0	5	.000	0	4	.000	1	2	.500	1	1	2	1.8	1	0	0	2	0	0	1	4.7	
BAYLOR	12/17/11		3	0	0	.000	0	0	.000	1	2	.500	0	0	0	1.6	0	0	0	0	0	0	1	4.3	
BUFFALO	12/20/11		19	7	8	.875	6	7	.857	0	0	.000	0	0	0	1.5	0	0	2	3	0	1	20	5.7	
UC SANTA BARBARA	12/22/11		13	0	2	.000	0	2	.000	3	4	.750	0	3	3	1.6	0	0	0	0	0	0	3	5.5	
CS SAN MARCOS	12/27/11		14	0	6	.000	0	4	.000	0	0	.000	0	1	1	1.5	1	0	1	0	0	0	0	5.1	
at Saint Mary's (CA)	12/29/11		21	3	7	.429	2	3	.667	0	0	.000	0	1	1	1.5	0	0	1	0	0	3	8	5.3	
SAN DIEGO	12/31/11		16	0	2	.000	0	2	.000	0	0	.000	0	0	0	1.4	1	0	5	2	0	1	0	4.9	
at Loyola Marymount	01/05/12		9	0	2	.000	0	2	.000	2	2	1.000	0	1	1	1.4	1	0	0	1	0	3	2	4.8	
SAN FRANCISCO	01/07/12		9	1	2	.500	1	1	1.000	2	2	1.000	0	2	2	1.4	4	0	2	2	0	0	5	4.8	
<b>Totals</b>			6	301	25	67	.373	15	46	.326	16	25	.640	2	22	24	1.4	15	0	43	22	3	16	81	4.8

CAREER STATISTICS (ALL GAMES)																									
Year	GP	GS	Min	Avg	FG	FGA	Pct	3FG	FGA	Pct	FT	FTA	Pct	Off	Def	TR	Avg	PF	FO	A	TO	Blk	Stl	Pts	Avg
2011-12	17	6	301	17.7	25	67	.373	15	46	.326	16	25	.640	2	22	24	1.4	15	0	43	22	3	16	81	4.8
<b>TOTAL</b>	<b>17</b>	<b>6</b>	<b>301</b>	<b>17.7</b>	<b>25</b>	<b>67</b>	<b>.373</b>	<b>15</b>	<b>46</b>	<b>.326</b>	<b>16</b>	<b>25</b>	<b>.640</b>	<b>2</b>	<b>22</b>	<b>24</b>	<b>1.4</b>	<b>15</b>	<b>0</b>	<b>43</b>	<b>22</b>	<b>3</b>	<b>16</b>	<b>81</b>	<b>4.8</b>

CAREER STATISTICS (CONFERENCE GAMES)																									
Year	GP	GS	Min	Avg	FG	FGA	Pct	3FG	FGA	Pct	FT	FTA	Pct	Off	Def	TR	Avg	PF	FO	A	TO	Blk	Stl	Pts	Avg
2011-12	4	0	55	13.8	4	13	.308	3	8	.375	4	4	1.000	0	4	4	1.0	6	0	8	5	0	7	15	3.8
<b>TOTAL</b>	<b>4</b>	<b>0</b>	<b>55</b>	<b>13.8</b>	<b>4</b>	<b>13</b>	<b>.308</b>	<b>3</b>	<b>8</b>	<b>.375</b>	<b>4</b>	<b>4</b>	<b>1.000</b>	<b>0</b>	<b>4</b>	<b>4</b>	<b>1.0</b>	<b>6</b>	<b>0</b>	<b>8</b>	<b>5</b>	<b>0</b>	<b>7</b>	<b>15</b>	<b>3.8</b>





**21 — STEPHEN ROGERS**  
 6-8 • 195 • Junior • Forward  
 Mesa, Ariz. (Mesa CC)

**ROGERS NOTES**

**Last time Out**

- Posted 3 points, 3 rebounds and 1 assist in 8 minutes vs. San Francisco

**In 2011-12**

- Missed three weeks with knee injury
- Has played in 12 games and started two
- Scored 15 points in 18 minutes vs. Weber State
- Had 17 points vs. Longwood and 18 vs. Prairie View A&M
- Averages 8.7 points, 2.2 rebounds and 1.7 assists
- 51.4 percent FG shooting and 39.5 percent 3-point FG shooting

**Other**

- Parents are Kimball and Sharon Rogers and is the youngest of seven children
- Wife's name is Ginny
- Served a mission for The Church of Jesus Christ of Latter-day Saints in Cleveland, Ohio
- Earned junior college All-America honors while leading Mesa CC to a 25-7 record (2009-10)
- Averaged 21.3 points, 5.3 rebounds, 1.5 assists and 1.3 steals and made 85 threes and shot .499 from the field, .427 from three and .810 from the free throw line
- Redshirted one season at Arizona State prior to playing at Mesa

Click/scan for Rogers' bio on BYUcougars.com



**11-12 SEASON HIGHS**

Points: 18, Prairie View A&M – 11/22/11  
 Points 1st half: 8, Prairie View A&M – 11/22/11  
 Points 2nd half: 14, Longwood – 11/18/11  
 Rebounds: 6, vs. Northern Arizona – 11/30/11  
 Assists: 3, twice, last, Longwood – 11/18/11  
 Steals: 3, Longwood – 11/18/11  
 Blocks: 2 BYU-Hawaii – 11/15/11  
 FG made: 7, Longwood – 11/18/11  
 FG attempts: 10, vs. Oregon – 12/3/11, Weber State – 12/7/11  
 3FG made: 4, vs. Oregon – 12/3/11  
 3FG attempts: 7, vs. Oregon – 12/3/11  
 FT made: 3, Prairie View A&M – 11/22/11  
 FT attempts: 4, Prairie View A&M – 11/22/11

**CAREER HIGHS**

Points: 18, Prairie View A&M – 11/22/11  
 Rebounds: 8, UNLV – 02/05/11  
 Assists: 3, at Utah State – 11/11/11 ; Longwood – 11/18/11  
 Steals: 3, Longwood – 11/18/11  
 Blocks: 2, three times  
 FG made: 7, Longwood – 11/18/11  
 FG attempts: 10, three times, last, Weber State – 12/7/11  
 3FG made: 4, vs. Oregon – 12/3/11  
 3FG attempts: 7, vs. Oregon – 12/3/11  
 FT made: 11, Fresno Pacific – 01/01/11  
 FT attempts: 11, Fresno Pacific – 01/01/11

**2011-12 GAME-BY-GAME**

Opponent	Date	GS	Min	FG	FGA	Pct	3FG	FGA	Pct	FT	FTA	Pct	Off	Def	TR	Avg	PF	FO	A	TO	Blk	Stl	Pts	Avg	
at Utah State	11/11/11	*	29	3	7	.429	0	4	.000	1	2	.500	0	0	0	0.0	5	1	3	1	1	1	7	7.0	
BYU-HAWAII	11/15/11	*	22	2	5	.400	1	2	.500	0	0	.000	0	2	2	1.0	3	0	1	2	2	0	5	6.0	
LONGWOOD	11/18/11		18	7	9	.778	3	5	.600	0	0	.000	2	0	2	1.3	0	0	3	0	0	3	17	9.7	
PRAIRIE VIEW A&M	11/22/11		21	6	9	.667	3	5	.600	3	4	.750	0	2	2	1.5	1	0	2	0	1	1	18	11.8	
vs Nevada	11/25/11		11	1	4	.250	0	1	.000	0	0	.000	0	4	4	2.0	0	0	2	2	0	0	2	9.8	
vs Wisconsin	11/26/11		12	3	6	.500	0	1	.000	0	0	.000	0	2	2	2.0	0	0	0	2	0	0	6	9.2	
vs Northern Arizona	11/30/11		27	3	6	.500	2	5	.400	0	0	.000	0	6	6	2.6	2	0	3	0	0	0	8	9.0	
vs Oregon	12/03/11		21	5	10	.500	4	7	.571	2	3	.667	0	1	1	2.4	1	0	2	2	0	2	16	9.9	
WEBER STATE	12/07/11		18	6	10	.600	1	3	.333	2	2	1.000	0	0	0	2.1	0	0	0	1	0	1	15	10.4	
at Utah	12/10/11		19	2	8	.250	1	5	.200	0	2	.000	0	3	3	2.2	2	0	2	1	1	0	5	9.9	
BAYLOR	12/17/11																								
BUFFALO	12/20/11																								
UC SANTA BARBARA	12/22/11																								
CS SAN MARCOS	12/27/11																								
at Saint Mary's (CA)	12/29/11																								
SAN DIEGO	12/31/11																								
at Loyola Marymount	01/05/12																								
SAN FRANCISCO	01/07/12																								
<b>Totals</b>			2	213	39	78	.500	16	41	.390	10	15	.667	3	23	26	2.2	18	1	20	12	5	8	104	8.7

**MISCELLANEOUS**

	10-11	Career
Double-Figure Pts:	4 (4-0)	10 (10-0)
20-plus Pts:	0 (0-0)	0 (0-0)
Double-Figure Reb:	0 (0-0)	0 (0-0)
Double-Doubles:	0 (0-0)	0 (0-0)
3-plus Steals:	1 (1-0)	1 (1-0)
3-plus Blocks:	0 (0-0)	0 (0-0)
3-plus 3-point FGs:	3 (3-0)	6 (6-0)
Scoring Leader:	1 (1-0)	2 (2-0)
Rebound Leader:	0 (0-0)	1 (1-0)
Assist Leader:	0 (0-0)	0 (0-0)

CAREER STATISTICS (ALL GAMES)																									
Year	GP	GS	Min	Avg	FG	FGA	Pct	3FG	FGA	Pct	FT	FTA	Pct	Off	Def	TR	Avg	PF	FO	A	TO	Blk	Stl	Pts	Avg
2010-11	36	0	368	10.2	43	105	.410	21	61	.344	41	48	.854	17	61	78	2.2	26	0	12	22	8	10	148	4.1
2011-12	12	2	213	17.8	39	78	.500	16	41	.390	10	15	.667	3	23	26	2.2	18	1	20	12	5	8	104	8.7
<b>TOTAL</b>	<b>48</b>	<b>2</b>	<b>581</b>	<b>12.1</b>	<b>82</b>	<b>183</b>	<b>.448</b>	<b>37</b>	<b>102</b>	<b>.363</b>	<b>51</b>	<b>63</b>	<b>.810</b>	<b>20</b>	<b>84</b>	<b>104</b>	<b>2.2</b>	<b>44</b>	<b>1</b>	<b>32</b>	<b>34</b>	<b>13</b>	<b>18</b>	<b>252</b>	<b>5.3</b>

CAREER STATISTICS (CONFERENCE GAMES)																									
Year	GP	GS	Min	Avg	FG	FGA	Pct	3FG	FGA	Pct	FT	FTA	Pct	Off	Def	TR	Avg	PF	FO	A	TO	Blk	Stl	Pts	Avg
2010-11	16	0	172	10.8	23	53	.434	10	30	.333	10	10	1.000	7	26	33	2.1	14	0	5	11	2	5	66	4.1
2011-12	2	0	15	7.5	1	4	.250	1	3	.333	2	2	1.000	1	3	4	2.0	4	0	2	1	0	0	5	2.5
<b>TOTAL</b>	<b>18</b>	<b>0</b>	<b>187</b>	<b>10.4</b>	<b>24</b>	<b>57</b>	<b>.421</b>	<b>11</b>	<b>33</b>	<b>.333</b>	<b>12</b>	<b>12</b>	<b>1.000</b>	<b>8</b>	<b>29</b>	<b>37</b>	<b>2.1</b>	<b>18</b>	<b>0</b>	<b>7</b>	<b>12</b>	<b>2</b>	<b>5</b>	<b>71</b>	<b>3.9</b>





**HARRISON NOTES**

**Last time Out**

- Hit one 3-pointer and grabbed one rebound vs. San Francisco

**In 2011-12**

- Has played in 16 of 18 games this season
- Scored 8 points off the bench vs. Baylor
- Scored 11 points vs. Longwood, draining 3 of 5 three-pointers
- Scored 9 points vs. Wisconsin
- Averages 4.3 points

**Other**

- Also recruited by Clemson, Florida State, Marquette and Wisconsin
- As a senior helped Christ School to a 32-5 overall record, a 12-0 league record and the NCISAA State Title
- Named NCISAA 3A All-State
- Earned first-team Asheville Citizen-Times All-WNC honors
- Shared team MVP honors with Marshall Plumlee (Duke)
- A Jordan Brand Classic Regional All-Star
- Named CAA All-Conference and CAA Player of the Year
- Averaged 12.7 points, 4.7 rebounds, 1.8 steals and 1.7 assists and hit 53 threes

Click/scan for Harrison's bio on [BYUcougars.com](http://BYUcougars.com)



**24 — DAMARCUS HARRISON**

6-5 • 190 • Freshman • Guard  
Greenwood, S.C. (Christ HS)

**11-12 SEASON/CAREER HIGHS**

Points: 11, Longwood – 11/18/11  
 Points 1st half: 8, Baylor – 12/17/11  
 Points 2nd half: 6, three times, last, San Diego – 12/31/11  
 Rebounds: 3, Baylor – 12/17/11, CSUSM – 12/27/11  
 Assists: 2, Four times, last, CSUSM – 12/27/11  
 Steals: 2, vs. Oregon – 12/3/11, CSUSM – 12/27/11  
 Blocks: 1, Baylor – 12/17/11  
 FG made: 4, CSUSM – 12/27/11  
 FG attempts: 8, vs. NAU – 11/30/11, CSUSM – 12/27/11  
 3FG made: 3, Longwood – 11/18/11  
 3FG attempts: 5, Longwood – 11/18/11  
 FT made: 2, Longwood – 11/18/11  
 FT attempts: 4, Baylor – 12/17/11

**MISCELLANEOUS**

	11-12	Career
Double-Figure Pts:	1 (1-0)	1 (1-0)
20-plus Pts:	0 (0-0)	0 (0-0)
Double-Figure Reb:	0 (0-0)	0 (0-0)
Double-Doubles:	0 (0-0)	0 (0-0)
3-plus Steals:	0 (0-0)	0 (0-0)
3-plus Blocks:	0 (0-0)	0 (0-0)
3-plus 3-point FGs:	1 (1-0)	1 (1-0)
Scoring Leader:	0 (0-0)	0 (0-0)
Rebound Leader:	0 (0-0)	0 (0-0)
Assist Leader:	0 (0-0)	0 (0-0)

**2011-12 GAME-BY-GAME**

Opponent	Date	GS	Min	FG	FGA	Pct	3FG	FGA	Pct	FT	FTA	Pct	Off	Def	TR	Avg	PF	FO	A	TO	Blk	Stl	Pts	Avg
at Utah State	11/11/11	4	0	1	.000	0	0	.000	0	0	0	.000	0	0	0	0.0	1	0	0	1	0	0	0	0.0
BYU-HAWAII	11/15/11	15	2	6	.333	1	2	.500	1	1	1.000	1	1	2	1.0	1	0	2	3	0	0	6	3.0	
LONGWOOD	11/18/11	13	3	7	.429	3	5	.600	2	2	1.000	0	0	0	0.7	0	0	1	1	0	0	11	5.7	
PRAIRIE VIEW A&M	11/22/11	14	2	5	.400	0	2	.000	1	3	.333	0	1	1	0.8	3	0	2	1	0	1	5	5.5	
vs Nevada	11/25/11	8	2	4	.500	0	1	.000	0	0	.000	1	1	2	1.0	1	0	0	1	0	0	4	5.2	
vs Wisconsin	11/26/11	19	3	7	.429	1	2	.500	2	2	1.000	0	1	1	1.0	1	0	0	1	0	1	9	5.8	
vs Northern Arizona	11/30/11	14	2	8	.250	0	2	.000	0	0	.000	0	1	1	1.0	0	0	0	0	0	1	4	5.6	
vs Oregon	12/03/11	5	0	1	.000	0	1	.000	0	2	.000	0	1	1	1.0	0	0	1	0	2	0	4	4.9	
WEBER STATE	12/07/11	11	1	6	.167	0	3	.000	0	0	.000	0	0	0	0.9	0	0	1	0	0	0	2	4.6	
at Utah	12/10/11	8	1	5	.200	1	4	.250	0	0	.000	0	0	0	0.8	1	0	0	0	0	0	3	4.4	
BAYLOR	12/17/11	15	3	7	.429	1	3	.333	1	4	.250	1	2	3	1.0	2	0	1	1	1	1	8	4.7	
BUFFALO	12/20/11	DNP																						
UC SANTA BARBARA	12/22/11	8	0	2	.000	0	2	.000	0	0	.000	0	0	0	0.9	0	0	2	0	0	1	0	4.3	
CS SAN MARCOS	12/27/11	21	4	8	.500	0	4	.000	0	1	.000	1	2	3	1.1	0	0	2	3	0	2	8	4.6	
at Saint Mary's (CA)	12/29/11	5	0	2	.000	0	0	.000	0	0	.000	0	0	0	1.0	0	0	1	2	0	0	0	4.3	
SAN DIEGO	12/31/11	5	3	4	.750	0	0	.000	0	0	.000	0	2	2	1.1	0	0	0	0	0	0	6	4.4	
at Loyola Marymount	01/05/12	DNP																						
SAN FRANCISCO	01/07/12	9	1	5	.200	1	3	.333	0	0	.000	0	1	1	1.1	1	0	0	1	0	0	3	4.3	
Totals		0	174	27	78	.346	8	34	.235	7	15	.467	4	13	17	1.1	11	0	12	16	1	9	69	4.3

<b>CAREER STATISTICS (ALL GAMES)</b>																									
Year	GP	GS	Min	Avg	FG	FGA	Pct	3FG	FGA	Pct	FT	FTA	Pct	Off	Def	TR	Avg	PF	FO	A	TO	Blk	Stl	Pts	Avg
2011-12	16	0	174	10.9	27	78	.346	8	34	.235	7	15	.467	4	13	17	1.1	11	0	12	16	1	9	69	4.3
<b>TOTAL</b>	<b>16</b>	<b>0</b>	<b>174</b>	<b>10.9</b>	<b>27</b>	<b>78</b>	<b>.346</b>	<b>8</b>	<b>34</b>	<b>.235</b>	<b>7</b>	<b>15</b>	<b>.467</b>	<b>4</b>	<b>13</b>	<b>17</b>	<b>1.1</b>	<b>11</b>	<b>0</b>	<b>12</b>	<b>16</b>	<b>1</b>	<b>9</b>	<b>69</b>	<b>4.3</b>

<b>CAREER STATISTICS (CONFERENCE GAMES)</b>																									
Year	GP	GS	Min	Avg	FG	FGA	Pct	3FG	FGA	Pct	FT	FTA	Pct	Off	Def	TR	Avg	PF	FO	A	TO	Blk	Stl	Pts	Avg
2011-12	3	0	19	6.3	4	11	.364	1	3	.333	0	0	.000	0	3	3	1.0	1	0	1	3	0	0	9	3.0
<b>TOTAL</b>	<b>3</b>	<b>0</b>	<b>19</b>	<b>6.3</b>	<b>4</b>	<b>11</b>	<b>.364</b>	<b>1</b>	<b>3</b>	<b>.333</b>	<b>0</b>	<b>0</b>	<b>.000</b>	<b>0</b>	<b>3</b>	<b>3</b>	<b>1.0</b>	<b>1</b>	<b>0</b>	<b>1</b>	<b>3</b>	<b>0</b>	<b>0</b>	<b>9</b>	<b>3.0</b>





**33 — NATE AUSTIN**  
 6-10 • 215 • Freshman • Forward/Center  
 Alpine, Utah (Lone Peak HS)

**AUSTIN NOTES**

**Last time Out**

- Recorded a team-high 9 rebounds and added 4 points, 1 assist and 1 block vs. San Francisco

**In 2011-12**

- Has played in every game this season
- Career-high 15 points came on 7 of 8 shooting vs. Weber State
- Hit 3-pointers in four-straight games (Northern Arizona, Oregon, Weber State, Utah)
- Averages 4.4 points and 3.7 rebounds
- 60.4 percent FG shooting and 41.7 percent 3pt FG shooting

**Other**

- Served a mission for The Church of Jesus Christ of Latter-day Saints in McAllen, Texas
- Also recruited by Boise State and Utah State
- Helped Lone Peak to a 22-3 record as a senior
- Averaged 11.5 points while helping the Knights to a trip to the state title game in 2009
- Helped Lone Peak win the 2008 state title
- Played with fellow Cougars Tyler Haws and Josh Sharp at Lone Peak
- Played for Salt Lake Metro club team directed by Dave Hammer and coached by Marty Haws
- At Las Vegas Spring Showcase scored 24 points and grabbed 22 rebounds in a gold bracket quarterfinal game

Click/scan for Austin's bio on [BYUcougars.com](http://BYUcougars.com)



**11-12 SEASON/CAREER HIGHS**

Points: 15, Weber State -- 12/07/11  
 Points 1st half: 9, vs. Oregon -- 12/3/11  
 Points 2nd half: 13, Weber State -- 12/7/11  
 Rebounds: 9, three times, last, vs. San Francisco -- 1/7/12  
 Assists: 2, at Saint Mary's -- 12/29/11  
 Steals: 1, four times, last, San Diego -- 12/31/11  
 Blocks: 2, CSUSM -- 12/27/11  
 FG made: 7, Weber State -- 12/07/11  
 FG attempts: 8, Weber State -- 12/07/11  
 3FG made: 1, 5 times, last, San Diego -- 12/31/11  
 3FG attempts: 2, four times, last, San Diego -- 12/31/11  
 FT made: 3, Buffalo -- 12/20/11  
 FT attempts: 4, twice, last, Buffalo -- 12/20/11

**MISCELLANEOUS**

	11-12	Career
Double-Figure Pts:	2 (2-0)	2 (2-0)
20-plus Pts:	0 (0-0)	0 (0-0)
Double-Figure Reb:	0 (0-0)	0 (0-0)
Double-Doubles:	0 (0-0)	0 (0-0)
3-plus Steals:	0 (0-0)	0 (0-0)
3-plus Blocks:	0 (0-0)	0 (0-0)
3-plus 3-point FGs:	0 (0-0)	0 (0-0)
Scoring Leader:	0 (0-0)	0 (0-0)
Rebound Leader:	2 (2-0)	2 (2-0)
Assist Leader:	0 (0-0)	0 (0-0)

**2011-12 GAME-BY-GAME**

Opponent	Date	GS	Min	FG	FGA	Pct	3FG	FGA	Pct	FT	FTA	Pct	Off	Def	TR	Avg	PF	FO	A	TO	Blk	Stl	Pts	Avg	
at Utah State	11/11/11	11	1	1	1.000	0	0	.000	0	0	.000	0	1	2	3	3.0	1	0	1	1	0	2	2.0		
BYU-HAWAII	11/15/11	5	0	0	.000	0	0	.000	0	0	.000	1	1	2	2.5	3	0	0	2	0	0	0	1.0		
LONGWOOD	11/18/11	13	2	4	.500	0	0	.000	0	0	.000	2	1	3	2.7	3	0	1	2	1	0	4	2.0		
PRAIRIE VIEW A&M	11/22/11	8	0	1	.000	0	0	.000	2	4	.500	0	0	0	2.0	2	0	0	1	0	1	2	2.0		
vs Nevada	11/25/11	4	0	0	.000	0	0	.000	0	0	.000	0	0	0	1.6	1	0	0	0	1	1	0	1.6		
vs Wisconsin	11/26/11	1	0	0	.000	0	0	.000	2	2	1.000	0	0	0	1.3	0	0	0	0	0	0	2	1.7		
vs Northern Arizona	11/30/11	9	5	6	.833	1	2	.500	0	0	.000	1	3	4	1.7	3	0	1	0	0	0	11	3.0		
vs Oregon	12/03/11	18	4	7	.571	1	2	.500	0	0	.000	2	4	6	2.3	5	1	0	0	0	0	9	3.8		
WEBER STATE	12/07/11	21	7	8	.875	1	2	.500	0	3	.000	2	7	9	3.0	3	0	0	0	1	0	15	5.0		
at Utah	12/10/11	18	1	1	1.000	1	1	1.000	0	0	.000	0	5	5	3.2	3	0	1	0	0	0	3	4.8		
BAYLOR	12/17/11	7	0	1	.000	0	0	.000	0	0	.000	1	2	3	3.2	2	0	0	0	1	0	0	4.4		
BUFFALO	12/20/11	24	2	4	.500	0	1	.000	3	4	.750	2	7	9	3.7	4	0	1	1	0	1	7	4.6		
UC SANTA BARBARA	12/22/11	8	0	1	.000	0	1	.000	0	2	.000	0	0	0	3.4	2	0	0	3	0	0	0	4.2		
CS SAN MARCOS	12/27/11	13	1	3	.333	0	0	.000	1	2	.500	0	2	2	3.3	3	0	1	0	2	0	3	4.1		
at Saint Mary's (CA)	12/29/11	12	0	1	.000	0	0	.000	0	2	.000	2	2	4	3.3	1	0	2	0	0	0	0	3.9		
SAN DIEGO	12/31/11	14	3	6	.500	1	2	.500	2	2	1.000	0	1	1	3.2	5	1	0	0	1	1	9	4.2		
at Loyola Marymount	01/05/12	15	4	5	.800	0	0	.000	0	0	.000	4	2	6	3.4	2	0	0	0	0	0	8	4.4		
SAN FRANCISCO	01/07/12	16	2	4	.500	0	1	.000	0	2	.000	2	7	9	3.7	1	0	1	0	1	0	4	4.4		
<b>Totals</b>			0	217	32	53	.604	5	12	.417	10	23	.435	20	46	66	3.7	44	2	8	10	9	4	79	4.4

<b>CAREER STATISTICS (ALL GAMES)</b>																									
Year	GP	GS	Min	Avg	FG	FGA	Pct	3FG	FGA	Pct	FT	FTA	Pct	Off	Def	TR	Avg	PF	FO	A	TO	Blk	Stl	Pts	Avg
2011-12	18	0	217	12.1	32	53	.604	5	12	.417	10	23	.435	20	46	66	3.7	44	2	8	10	9	4	79	4.4
<b>TOTAL</b>	<b>18</b>	<b>0</b>	<b>217</b>	<b>12.1</b>	<b>32</b>	<b>53</b>	<b>.604</b>	<b>5</b>	<b>12</b>	<b>.417</b>	<b>10</b>	<b>23</b>	<b>.435</b>	<b>20</b>	<b>46</b>	<b>66</b>	<b>3.7</b>	<b>44</b>	<b>2</b>	<b>8</b>	<b>10</b>	<b>9</b>	<b>4</b>	<b>79</b>	<b>4.4</b>

<b>CAREER STATISTICS (CONFERENCE GAMES)</b>																									
Year	GP	GS	Min	Avg	FG	FGA	Pct	3FG	FGA	Pct	FT	FTA	Pct	Off	Def	TR	Avg	PF	FO	A	TO	Blk	Stl	Pts	Avg
2011-12	4	0	57	14.3	9	16	.563	1	3	.333	2	6	.333	8	12	20	5.0	9	1	3	0	2	1	21	5.3
<b>TOTAL</b>	<b>4</b>	<b>0</b>	<b>57</b>	<b>14.3</b>	<b>9</b>	<b>16</b>	<b>.563</b>	<b>1</b>	<b>3</b>	<b>.333</b>	<b>2</b>	<b>6</b>	<b>.333</b>	<b>8</b>	<b>12</b>	<b>20</b>	<b>5.0</b>	<b>9</b>	<b>1</b>	<b>3</b>	<b>0</b>	<b>2</b>	<b>1</b>	<b>21</b>	<b>5.3</b>





**HARTSOCK NOTES**

**Last time Out**

- Posted 14 points, 6 rebounds, 2 assists and 1 block vs. San Francisco

**In 2011-12**

- Has started every game this season and scored in double figures each game
- WCC Player of the Month (December)
- Recorded back-to-back double-double games vs. Oregon and Weber State (23 pts/12 reb vs. Oregon and 19 pts/12 reb vs. Weber State)
- Has had 3 or more blocks in six games (three with 4 blocks) and recored at least 1 block in every game but two
- Averages 17.1 points, 5.8 rebounds, 1.8 blocks and 1.6 assists
- 58.9 percent FG shooting and 82.1 percent FT shooting

**Other**

- Parents are David and Leslie Hartsock and has five brothers and one sister
- Wife Kendalyn plays volleyball at BYU
- Served a mission for The Church of Jesus Christ of Latter-day Saints in Salt Lake City
- McDonald's High School All-America nominee at Bartlesville High School
- Averaged 27.6 points per game as a senior at Bartlesville High School and was the third-highest scorer in the state of Oklahoma and the highest in the 6A division

Click/scan for Hartsock's bio on BYUcougars.com



**34 — NOAH HARTSOCK**

6-8 • 230 • Senior • Forward  
Bartlesville, Okla. (Bartlesville HS)

**11-12 SEASON HIGHS**

Points: 23, vs. Oregon – 12/3/11  
Points 1st half: 14, Weber State – 12/7/11  
Points 2nd half: 17, at Loyola Marymount – 1/5/12  
Rebounds: 12, vs. Oregon – 12/3/11, Weber State – 12/7/11  
Assists: 5, vs. BYU-Hawaii – 11/15/11  
Steals: 2, at Utah State – 11/11/11, BYU-Hawaii – 11/15/11  
Blocks: 4, three times, last, at Utah – 12/10/11  
FG made: 9 vs Nevada -- 11/25/11, at LMU – 1/5/12  
FG attempts: 16, Weber State – 12/7/11  
3FG made: 2, vs. Nevada – 11/25/11  
3FG attempts: 3, vs. Northern Arizona – 11/30/11  
FT made: 7, vs. Oregon – 12/3/11  
FT attempts: 8, vs. Oregon – 12/3/11

**CAREER HIGHS**

Points: 23, vs. Oregon – 12/3/11  
Rebounds: 13, vs Vermont – 12/08/10  
Assists: 6, Eastern New Mexico -- 01/02/10  
Steals: 3, vs Florida – 03/24/11  
Blocks: 5, at Creighton – 12/01/10  
FG made: 9, three times, last, at Loyola Marymount – 1/5/12  
FG attempts: 16, Weber State – 12/7/11  
3FG made: 3, three times, last, vs. Gonzaga – 03/19/11  
3FG attempts: 5, vs #7/#6 San Diego State -- 03/12/11  
FT made: 7, vs. Oregon – 12/03/11  
FT attempts: 8, twice, last, vs. Oregon – 12/03/11

**2011-12 GAME-BY-GAME**

Opponent	Date	GS	Min	FG	FGA	Pct	3FG	FGA	Pct	FT	FTA	Pct	Off	Def	TR	Avg	PF	FO	A	TO	Blk	Stl	Pts	Avg	
at Utah State	11/11/11	*	36	8	13	.615	0	1	.000	2	2	1.000	1	4	5	5.0	3	0	4	3	1	2	18	18.0	
BYU-HAWAII	11/15/11	*	32	4	7	.571	0	1	.000	6	6	1.000	2	7	9	7.0	0	0	5	0	2	2	14	16.0	
LONGWOOD	11/18/11	*	30	7	11	.636	1	2	.500	3	6	.500	0	5	5	6.3	0	0	0	0	1	1	18	16.7	
PRAIRIE VIEW A&M	11/22/11	*	24	5	9	.556	1	1	1.000	1	2	.500	0	3	3	5.5	2	0	0	1	3	0	12	15.5	
vs Nevada	11/25/11	*	33	9	12	.750	2	2	1.000	1	2	.500	0	6	6	5.6	4	0	2	2	1	1	21	16.6	
vs Wisconsin	11/26/11	*	39	7	14	.500	0	1	.000	4	4	1.000	3	3	6	5.7	3	0	1	1	4	0	18	16.8	
vs Northern Arizona	11/30/11	*	26	4	10	.400	1	3	.333	2	2	1.000	2	2	4	5.4	1	0	2	0	3	2	11	16.0	
vs Oregon	12/03/11	*	37	8	14	.571	0	1	.000	7	8	.875	4	8	12	6.3	4	0	2	1	4	0	23	16.9	
WEBER STATE	12/07/11	*	30	7	16	.438	0	0	.000	5	6	.833	4	8	12	6.9	1	0	3	2	3	0	19	17.1	
at Utah	12/10/11	*	36	6	9	.667	1	2	.500	6	6	1.000	2	5	7	6.9	2	0	1	1	4	0	19	17.3	
BAYLOR	12/17/11	*	37	7	14	.500	0	1	.000	1	1	1.000	3	2	5	6.7	2	0	1	1	1	2	15	17.1	
BUFFALO	12/20/11	*	18	7	9	.778	0	1	.000	2	3	.667	0	1	1	6.3	3	0	2	0	0	1	16	17.0	
UC SANTA BARBARA	12/22/11	*	37	7	11	.636	0	0	.000	7	8	.875	1	4	5	6.2	3	0	1	0	1	0	21	17.3	
CS SAN MARCOS	12/27/11	*	28	8	10	.800	0	0	.000	4	5	.800	1	3	4	6.0	0	0	2	1	1	2	20	17.5	
at Saint Mary's (CA)	12/29/11	*	37	6	11	.545	0	0	.000	1	2	.500	2	3	5	5.9	3	0	0	3	1	1	13	17.2	
SAN DIEGO	12/31/11	*	23	5	11	.455	0	0	.000	5	6	.833	0	3	3	5.8	2	0	0	2	0	1	15	17.1	
at Loyola Marymount	01/05/12	*	36	9	12	.750	0	1	.000	3	5	.600	1	6	7	5.8	2	0	1	4	1	1	21	17.3	
SAN FRANCISCO	01/07/12	*	30	5	9	.556	0	1	.000	4	4	1.000	0	6	6	5.8	2	0	2	2	1	0	14	17.1	
Totals			18	569	119	202	.589	6	18	.333	64	78	.821	26	79	105	5.8	37	0	29	24	32	16	308	17.1

**MISCELLANEOUS**

	10-11	Career
Double-Figure Pts:	18 (14-4)	43 (36-7)
20-plus Pts:	5 (5-0)	6 (6-0)
Double-Figure Reb:	0 (0-0)	4 (4-0)
Double-Doubles:	2 (2-0)	5 (5-0)
3-plus Steals:	0 (0-0)	1 (0-1)
3-plus Blocks:	6 (5-1)	21 (19-2)
3-plus 3-point FGs:	0 (0-0)	3 (3-0)
Scoring Leader:	7 (5-2)	8 (6-2)
Rebound Leader:	4 (3-1)	28 (23-5)
Assist Leader:	2 (1-1)	7 (5-2)

**CAREER STATISTICS (ALL GAMES)**

Year	GP	GS	Min	Avg	FG	FGA	Pct	3FG	FGA	Pct	FT	FTA	Pct	Off	Def	TR	Avg	PF	FO	A	TO	Blk	Stl	Pts	Avg
2008-09	27	0	304	11.3	25	43	.581	0	0	.000	16	27	.593	25	38	63	2.3	43	0	7	14	15	6	66	2.4
2009-10	36	30	878	24.4	97	175	.554	1	4	.250	38	44	.864	56	128	184	5.1	78	1	42	21	46	18	233	6.5
2010-11	37	36	1100	29.7	123	247	.498	26	60	.433	48	58	.828	72	148	220	5.9	84	0	59	35	61	21	320	8.6
2011-12	18	18	569	31.6	119	202	.589	6	18	.333	64	78	.821	26	79	105	5.8	37	0	29	24	32	16	308	17.1
<b>TOTAL</b>	<b>118</b>	<b>84</b>	<b>2851</b>	<b>24.2</b>	<b>364</b>	<b>667</b>	<b>.546</b>	<b>33</b>	<b>82</b>	<b>.402</b>	<b>166</b>	<b>207</b>	<b>.802</b>	<b>179</b>	<b>393</b>	<b>572</b>	<b>4.8</b>	<b>242</b>	<b>1</b>	<b>137</b>	<b>94</b>	<b>154</b>	<b>61</b>	<b>927</b>	<b>7.9</b>

**CAREER STATISTICS (CONFERENCE GAMES)**

Year	GP	GS	Min	Avg	FG	FGA	Pct	3FG	FGA	Pct	FT	FTA	Pct	Off	Def	TR	Avg	PF	FO	A	TO	Blk	Stl	Pts	Avg
2008-09	15	0	162	10.8	10	19	.526	0	0	.000	7	14	.500	15	19	34	2.3	21	0	4	9	7	5	27	1.8
2009-10	16	16	391	24.4	41	82	.500	0	3	.000	21	23	.913	22	56	78	4.9	33	0	18	9	23	6	103	6.4
2010-11	16	16	513	32.1	42	94	.447	12	33	.364	22	26	.846	30	75	105	6.6	43	0	30	15	23	4	118	7.4
2011-12	4	4	126	31.5	25	43	.581	0	2	.000	13	17	.765	3	18	21	5.3	9	0	3	11	3	3	63	15.8
<b>TOTAL</b>	<b>51</b>	<b>36</b>	<b>1192</b>	<b>23.4</b>	<b>118</b>	<b>238</b>	<b>.496</b>	<b>12</b>	<b>38</b>	<b>.316</b>	<b>63</b>	<b>80</b>	<b>.788</b>	<b>70</b>	<b>168</b>	<b>238</b>	<b>4.7</b>	<b>106</b>	<b>0</b>	<b>55</b>	<b>44</b>	<b>56</b>	<b>18</b>	<b>311</b>	<b>6.1</b>



**5 PLAYERS SCORED IN DOUBLE FIGURES**

12/7/11 vs. Weber State, 94-66 W, Hartsock - 19, Austin - 15, Abouo - 15, Rogers - 15, Zylstra - 15, Davies - 11

**6 PLAYERS SCORED IN DOUBLE FIGURES**

12/7/11 vs. Weber State, 94-66 W, Hartsock - 19, Austin - 15, Abouo - 15, Rogers - 15, Zylstra - 15, Davies - 11

**NO PLAYERS SCORED IN DOUBLE FIGURES**

2/21/05 at Air Force, 39-70 L

**ONE PLAYER RECORDED A DOUBLE-DOUBLE**

1/5/12 at Loyola Marymount  
Brandon Davies, 15 points, 10 rebounds

**TWO PLAYERS RECORD A DOUBLE-DOUBLE**

2/2/08 at Wyoming  
Trent Plaisted, 17 points, 10 rebounds  
Jonathan Tavernari, 10 points, 10 rebounds

**TWO DOUBLE-DIGIT REBOUNDERS**

11/23/10 vs. Mississippi Valley State  
Brandon Davies-10, Charles Abouo-10

**SIX PLAYERS HAD 5 OR MORE REBOUNDS**

1/1/11 vs. Fresno Pacific, C. Collinsworth-8, Rogers-5, Emery-5, Hartsock-5, Abouo-5, Davies-5

**FIVE PLAYERS HAD 6 OR MORE REBOUNDS**

11/20/10 vs. Chicago State, Abouo-8, K. Collinsworth-7, Rogers-7, Anderson-6, C. Collinsworth-6, Davies-6

**FOUR PLAYERS HAD 9 OR MORE REBOUNDS**

12/30/06 vs. Seton Hall, Cummmard-12, Plaisted-9, Young-9, Ainge-9

**TWO PLAYERS FOULED OUT**

12/31/11 vs. San Diego  
Nate Austin, Matt Carlino

**THREE OR MORE PLAYERS FOULED OUT**

1/3/09 vs. Wake Forest  
Chris Miles, Gavin MacGregor, Charles Abouo

**A BYU PLAYER RECEIVED A TECHNICAL FOUL**

12/31/11 vs. San Diego - Brandon Davies

**AN OPPONENT PLAYER RECEIVED A TECHNICAL FOUL**

12/29/11 vs. Stephen Holt - Saint Mary's

**A BYU COACH RECEIVED A TECHNICAL FOUL**

11/24/06 vs. SUU - Dave Rose

**AN OPPONENT COACH RECEIVED A TECHNICAL FOUL**

12/20/11 vs. Buffalo - Reggie Witherspoon

**A BYU PLAYER EJECTED FROM A GAME**

11/23/02 vs. Kansas State  
Travis Hansen (2 technical fouls)

**AN OPPONENT PLAYER EJECTED FROM A GAME**

1/30/10 vs. Utah - Marshall Henderson (flagrant foul)

**A COACH EJECTED FROM THE GAME**

11/30/05 vs. Lamar (at Delta Center)  
Lamar coach Billy Tubbs (2 tech. fouls)

**AT LEAST TWO PLAYERS SCORED 20+ POINTS**

12/22/11 vs. UC Santa Barbara-Carlino 22, Hartsock 21

**THREE PLAYERS SCORED 20+ POINTS**

3/6/10 at TCU, Tavernari 23, Emery 22, Abouo 22

**FOUR PLAYERS SCORED 20+ POINTS**

1/13/79 vs. UNM, D. Ainge-27, Scott Runia-25, Devin Durrant-20, Alan Taylor-20

**TWO PLAYERS SCORED 25+ POINTS**

3/18/10 vs. Florida-NCAA 1st Round  
Jimmer Fredette 37, Michael Loyd, Jr. 26

**A PLAYER SCORED 30+ POINTS**

3/24/11 vs. Florida, Jimmer Fredette, 32

**A PLAYER ATTEMPTED 20 OR MORE FIELD GOALS**

3/24/11 vs. Florida, Jimmer Fredette, 29

**A PLAYER WITH 5 OR MORE STEALS**

12/29/11 at Saint Mary's, Brandon Davies, 5

**A PLAYER HAD DOUBLE-DIGIT ASSISTS**

12/20/11 vs. Buffalo, Matt Carlino, 11

**A PLAYER MADE DOUBLE-DIGIT FREE THROWS**

3/17/11 vs. Wofford, Jimmer Fredette (10-12)

**A PLAYER 100% AT FT LINE (MIN. 8 ATTS)**

12/22/11 vs. UC Santa Barbara, Charles Abouo (9-9)

**A PLAYER 100% FROM FLOOR (MIN. 5 ATTS)**

1/7/12 vs. San Francisco, Brock Zylstra (8-8)

**A PLAYER 100% ON TREYS (MIN. 3 ATTS)**

1/7/12 vs. San Francisco, Brock Zylstra (6-6)

**DID NOT MAKE A TREY**

11/22/96 vs. CS Fullerton (0-9)

**LAST TIME OPPONENT DID NOT MAKE A TREY**

2/2/08 at Wyoming (0-15)

**BYU HAD SIX OR FEWER TURNOVERS**

1/11/11 at Utah, 5

**BYU COMMITTED 25-PLUS TURNOVERS**

12/15/07 vs. Pepperdine, 86-67 W (29)

**BYU COMMITTED 11 OR LESS TEAM FOULS IN A GAME**

3/12/11 vs. San Diego State, 10

**BYU SCORED 90 POINTS**

12/20/11 vs. Buffalo, 93-78 W

**BYU SCORED 100 POINTS**

3/5/11 vs. Wyoming, 102-78 W

**BYU SCORED 110 POINTS**

12/22/09 vs. Nevada 110-104 W

**BYU SCORED LESS THAN 50 POINTS IN A GAME**

1/15/08 at UNLV 41-70 L

**HELD OPPONENT TO LESS THAN 50 POINTS IN A GAME**

12/10/11 at Utah 61-42 W

**BYU SCORED LESS THAN 40 POINTS IN A GAME**

2/21/05 at Air Force 39-70 L

**HELD OPPONENT TO LESS THAN 40 POINTS IN A GAME**

11/23/10 vs. Mississippi Valley State 83-36 W

**SHOT 60% FG**

3/6/10 at TCU, (.623), 38-61

**OPPONENT SHOT 60% FG**

12/22/05 at Utah State, (.600), 36-60

**SHOT 70% FG IN A HALF**

3/6/10 at TCU, (.720), 18-25

**DID NOT MISS A 2-POINT ATTEMPT IN A HALF**

2/23/04 vs. Air Force, 13-13 inside the arc, (14-17, .824 overall)

**SHOT LESS THAN 30% FG**

2/21/05 at Air Force, (.280), 14-50

**SHOT 100% FT**

11/26/11 vs. Wisconsin (11-11)

**SHOT 90% FT (AT LEAST 10 ATTEMPTS)**

11/30/11 vs. Northern Arizona, (.900), 9-10

**SHOT LESS THAN 50% FT**

11/20/08 vs. North Florida, (.400), 4-10

**SHOT 60% THREE-POINTERS**

1/7/12 vs. San Francisco, (.632), 12-19

**SHOT 70% THREE-POINTERS**

1/26/08 vs. New Mexico, (.813), 13-16

**OPPONENT SCORED LESS THAN 20 POINTS IN 1ST HALF**

12/10/11 at Utah, 17 (25-17, 61-42 W)

**OPPONENT SCORED LESS THAN 20 POINTS IN 2ND HALF**

1/13/10 at Air Force, 18 (31-18, 67-49 W)

**BYU SCORED LESS THAN 20 POINTS IN THE FIRST HALF**

2/21/05 at Air Force, 13 (BYU trailed 13-37)

**BYU SCORED LESS THAN 20 POINTS IN THE 2ND HALF**

1/15/00 vs. Utah, 19

**OPPONENT SCORED 50 OR MORE POINTS IN A HALF**

12/29/11 at Saint Mary's, 53 (first half)

**BYU SCORED 50 OR MORE POINTS IN FIRST HALF**

1/1/11 at Utah, 53

**BYU SCORED 50 OR MORE POINTS IN SECOND HALF**

12/31/11 vs. San Diego, 54

**BYU SCORED 60 OR MORE POINTS IN FIRST HALF**

11/20/10 vs. Chicago State, 60

**BYU SCORED 60 OR MORE POINTS IN SECOND HALF**

12/22/09 vs. Nevada, 64

**WON BY 50 OR MORE POINTS (LARGEST MARGIN EVER)**

12/22/06 vs. W. Oregon (62) 102-40

**WON BY 50 OR MORE POINTS**

11/23/10 vs. Mississippi Valley State (50) 86-36

**WON BY 40 OR MORE POINTS**

11/23/10 vs. Mississippi Valley State (50) 86-36

**WON BY 30 OR MORE POINTS**

12/31/11 vs. San Diego (36) 88-52

**WON BY 25 OR MORE POINTS**

1/7/12 vs. San Francisco (25) 81-56

**LOST BY 35-PLUS POINTS**

11/22/04 vs. North Carolina (36) 86-50

**LOST BY 30-PLUS POINTS**

2/21/05 at Air Force (31) 39-70

**LOST BY 25-PLUS POINTS**

1/15/08 at UNLV (29) 70-41

**PLAYED AN OVERTIME GAME**

3/24/11 vs. Florida, 74-83 (OT)

**WON IN SINGLE OVERTIME**

2/26/08 at New Mexico, 70-69

**LOST IN OVERTIME**

3/24/11 vs. Florida, 74-83 (OT)

**PLAYED A DOUBLE OT GAME**

11/26/10 vs. South Florida, 77-75 (2OT)

**PLAYED A TRIPLE OT GAME**

2/28/98 at UTEP 76-75 W 3OT

**WON 15 STRAIGHT GAMES**

2009-10 (15)

**WON 10 STRAIGHT GAMES**

2010-11 (10)

**LOST 3 STRAIGHT GAMES**

2004-05 (three times)  
last time - @ New Mexico, @ Air Force, @ Utah

**LOST 4 STRAIGHT GAMES**

2004-05 @ New Mexico, @ Air Force, @ Utah, UNLV

**LOST 5 STRAIGHT**

2004-05 @ UNM, @ AFA, @ Utah, UNLV, vs. UNM (at MWC)

**LOST 9 STRAIGHT**

1997-98

**LOST 10 STRAIGHT GAMES**

1996-97 (21) - school record

**PLAYED AN NCAA TOURNAMENT GAME**

3/24/11 vs. Florida-Regional Semifinals, 74-83 (OT)

**WON AN NCAA TOURNAMENT GAME**

3/19/11 vs. Gonzaga-NCAA 3rd Round, 89-67

**WON TWO NCAA TOURNAMENT GAMES**

1980-81 Princeton 60-51, UCLA 78-55, Notre Dame 51-50, then lost to Virginia 60-74

2010-11 Wofford 74-66, Gonzaga 89-67

**WON THREE NCAA TOURNAMENT GAMES**

1980-81 Princeton 60-51, UCLA 78-55, Notre Dame 51-50, then lost to Virginia 60-74

**WON FOUR NCAA TOURNAMENT GAMES**

Never

**PLAYED IN THE NIT**

3/15/06 at Houston 67-77 L

**WON AN NIT GAME**

3/14/02 vs. UC Irvine 78-55 W

**WON TWO NIT GAMES**

1999-00 Bowling Green 81-54, So. Illinois 82-57  
Then lost to Notre Dame in quarterfinals

**WON THREE NIT GAMES**

1965-66 NIT CHAMPIONS  
1950-51 NIT CHAMPIONS

**WON CONFERENCE TOURNEY**

2000-01

**WON CONFERENCE REGULAR SEASON**

2010-11

**WON CONFERENCE REGULAR SEASON OUTRIGHT**

2007-08

**DEFEATED A RANKED TEAM**

2/26/11 at SDSU (4/6), 80-67

**DEFEATED A RANKED TEAM AT HOME**

1/26/11 vs. SDSU (4/4), 71-58

**DEFEATED A RANKED TEAM ON THE ROAD**

2/26/11 at SDSU (6/4), 80-67

**WAS RANKED IN THE TOP 25 AP POLL**

3/14/11 Ranked 10th

**WAS RANKED IN THE TOP 25 COACHES POLL**

3/29/11 Ranked 13th

**FINISHED SEASON RANKED IN THE TOP 25 POLLS**

2010-11 10th (AP), 13th (Coaches)





Official Basketball Box Score -- Game Totals -- Final Statistics
Brigham Young vs Utah State
11/11/11 7:05 pm at Dee Glen Smith Spectrum

Table with columns: Player, FG, 3-P, FT, Rebounds, PF, TP, A, TO, Bk, Stl, Min. Lists stats for players like DAVIES, Brandon, ROGERS, Stephen, etc.

FG % 1st Half: 11-22 50.0% 2nd Half: 11-25 44.0% Game: 22-47 46.8%
3FG % 1st Half: 2-8 25.0% 2nd Half: 1-6 16.7% Game: 3-14 21.4%
FT % 1st Half: 4-6 66.7% 2nd Half: 11-16 68.8% Game: 20-29 68.9%

Utah State 65 • 1-0

Table with columns: Player, FG, 3-P, FT, Rebounds, PF, TP, A, TO, Bk, Stl, Min. Lists stats for players like Grim, Moran, Jardine, Brady, etc.

FG % 1st Half: 10-21 47.6% 2nd Half: 12-27 44.4% Game: 22-48 45.8%
3FG % 1st Half: 2-5 40.0% 2nd Half: 3-10 30.0% Game: 5-15 33.3%
FT % 1st Half: 8-12 66.7% 2nd Half: 12-17 70.6% Game: 20-29 68.9%

Officials: Bobby McKay <R>, Mike Eggers <U>, Sam Haddad <U>
Technical fouls: Brigham Young None, Utah State None.
Attendance: 10270

Score by periods table with columns: 1st, 2nd, 3rd, 4th, Total. Shows scores for Brigham Young and Utah State.

Fast Break Points: 10
Score tied - 10 times.
Lead changed - 9 times.

Official Basketball Box Score -- Game Totals -- Final Statistics
Prairie View A&M vs BYU
11/22/11 7:05 pm at Provo, Utah, Marriott Center

Table with columns: Player, FG, 3-P, FT, Rebounds, PF, TP, A, TO, Bk, Stl, Min. Lists stats for players like DEMUWICK, Jordan, HARTSOCK, Noah, etc.

FG % 1st Half: 10-21 32.3% 2nd Half: 10-28 26.3% Game: 20-49 29.0%
3FG % 1st Half: 1-10 10.0% 2nd Half: 2-10 20.0% Game: 3-20 15.0%
FT % 1st Half: 4-7 57.1% 2nd Half: 4-9 44.4% Game: 8-16 50.0%

BYU 90 • 3-1, 0-0

Table with columns: Player, FG, 3-P, FT, Rebounds, PF, TP, A, TO, Bk, Stl, Min. Lists stats for players like DAVIES, Brandon, ABUO, Charles, etc.

FG % 1st Half: 10-23 43.5% 2nd Half: 19-28 67.9% Game: 29-51 56.9%
3FG % 1st Half: 4-10 40.0% 2nd Half: 10-16 62.5% Game: 12-26 46.2%
FT % 1st Half: 10-17 58.8% 2nd Half: 10-17 58.8% Game: 20-29 68.9%

Officials: Michael Eggers, Jeff Keith, Coban Lyman
Technical fouls: Prairie View A&M-0, BYU-Zylstra, Brock
Attendance: 11760

Score by periods table with columns: 1st, 2nd, 3rd, 4th, Total. Shows scores for Prairie View A&M and BYU.

Fast Break Points: 10
Score tied - 2 times.
Lead changed - 8 times.

Official Basketball Box Score -- Game Totals -- Final Statistics
Brigham Young vs Northern Arizona
11/30/11 7:05 pm at Tim's Toyota Center

Table with columns: Player, FG, 3-P, FT, Rebounds, PF, TP, A, TO, Bk, Stl, Min. Lists stats for players like DAVIES, Brandon, HARTSOCK, Noah, etc.

FG % 1st Half: 18-33 54.5% 2nd Half: 18-33 54.5% Game: 36-66 54.5%
3FG % 1st Half: 5-10 50.0% 2nd Half: 5-13 38.5% Game: 10-23 43.5%
FT % 1st Half: 7-8 87.5% 2nd Half: 7-8 87.5% Game: 14-16 87.5%

Northern Arizona 52 • 2-5

Table with columns: Player, FG, 3-P, FT, Rebounds, PF, TP, A, TO, Bk, Stl, Min. Lists stats for players like BEWERNICK, Gaetan, EKANEH, Ephraim, etc.

FG % 1st Half: 8-24 33.3% 2nd Half: 12-29 41.4% Game: 20-53 37.4%
3FG % 1st Half: 3-7 42.9% 2nd Half: 3-10 30.0% Game: 5-17 29.4%
FT % 1st Half: 2-4 50.0% 2nd Half: 5-10 50.0% Game: 7-14 50.0%

Officials: Scott Twardowski, Chris Rastetter, Gregory Nixon
Technical fouls: Brigham Young-None, Northern Arizona-None
Attendance: 3215

Score by periods table with columns: 1st, 2nd, 3rd, 4th, Total. Shows scores for Brigham Young and Northern Arizona.

Fast Break Points: 10
Score tied - 0 times.
Lead changed - 1 time.

Official Basketball Box Score -- Game Totals -- Final Statistics
BYU-Hawaii vs BYU
11/15/11 7:05 pm at Provo, Utah, Marriott Center

Table with columns: Player, FG, 3-P, FT, Rebounds, PF, TP, A, TO, Bk, Stl, Min. Lists stats for players like HURST, Brady, FUNK, Brocketh, etc.

FG % 1st Half: 6-31 19.4% 2nd Half: 15-37 40.5% Game: 21-68 30.9%
3FG % 1st Half: 2-13 15.4% 2nd Half: 6-23 26.1% Game: 8-36 22.2%
FT % 1st Half: 3-6 50.0% 2nd Half: 3-3 0.0% Game: 3-9 33.3%

BYU 73 • 1-1

Table with columns: Player, FG, 3-P, FT, Rebounds, PF, TP, A, TO, Bk, Stl, Min. Lists stats for players like ABUO, Charles, HARTSOCK, Noah, etc.

FG % 1st Half: 15-30 50.0% 2nd Half: 17-25 68.0% Game: 32-55 58.0%
3FG % 1st Half: 3-11 27.3% 2nd Half: 1-2 50.0% Game: 4-13 30.8%
FT % 1st Half: 7-8 87.5% 2nd Half: 10-17 58.8% Game: 17-25 68.0%

Officials: Glen Meyberry, James Giron, Casey McChellan
Technical fouls: BYU-Hawaii-None, BYU-None
Attendance: 13435

Score by periods table with columns: 1st, 2nd, 3rd, 4th, Total. Shows scores for BYU and Hawaii.

Fast Break Points: 10
Score tied - 0 times.
Lead changed - 0 times.

Official Basketball Box Score -- Game Totals -- Final Statistics
Nevada Wolf Pack vs BYU Cougars
11-25-11 5:00 pm at Sears Center Hoffman Estates, IL

Table with columns: Player, FG, 3-P, FT, Rebounds, PF, TP, A, TO, Bk, Stl, Min. Lists stats for players like NYEKO, Patrick, HARTSOCK, Noah, etc.

FG % 1st Half: 10-29 34.5% 2nd Half: 11-27 40.7% Game: 21-56 37.6%
3FG % 1st Half: 2-5 40.0% 2nd Half: 3-15 20.0% Game: 5-20 25.0%
FT % 1st Half: 5-6 83.3% 2nd Half: 3-7 42.9% Game: 8-13 61.5%

BYU Cougars 76 • 4-1

Table with columns: Player, FG, 3-P, FT, Rebounds, PF, TP, A, TO, Bk, Stl, Min. Lists stats for players like DAVIES, Brandon, HARTSOCK, Noah, etc.

FG % 1st Half: 14-30 46.7% 2nd Half: 16-18 88.9% Game: 30-48 62.7%
3FG % 1st Half: 2-8 25.0% 2nd Half: 6-10 60.0% Game: 8-18 44.4%
FT % 1st Half: 4-6 66.7% 2nd Half: 2-3 66.7% Game: 6-9 66.7%

Officials: Tim Kelly, Tony Dawkins, Ron Tyburki
Technical fouls: Nevada Wolf Pack-None, BYU Cougars-None
Attendance: 12845

Score by periods table with columns: 1st, 2nd, 3rd, 4th, Total. Shows scores for Nevada Wolf Pack and BYU Cougars.

Fast Break Points: 10
Score tied - 2 times.
Lead changed - 1 time.

Official Basketball Box Score -- Game Totals -- Final Statistics
Longwood vs BYU
11/18/11 7:05 pm at Provo, Utah, Marriott Center

Table with columns: Player, FG, 3-P, FT, Rebounds, PF, TP, A, TO, Bk, Stl, Min. Lists stats for players like Bowman, Jeremiah, WASHINGTON, Martiz, etc.

FG % 1st Half: 11-20 55.0% 2nd Half: 12-28 42.9% Game: 23-48 47.1%
3FG % 1st Half: 5-13 38.5% 2nd Half: 4-9 44.4% Game: 9-22 40.9%
FT % 1st Half: 2-3 66.7% 2nd Half: 3-7 42.9% Game: 5-10 50.0%

BYU 92 • 2-1

Table with columns: Player, FG, 3-P, FT, Rebounds, PF, TP, A, TO, Bk, Stl, Min. Lists stats for players like DAVIES, Brandon, ABUO, Charles, etc.

FG % 1st Half: 11-23 47.8% 2nd Half: 12-28 42.9% Game: 23-51 45.4%
3FG % 1st Half: 5-13 38.5% 2nd Half: 4-9 44.4% Game: 9-22 40.9%
FT % 1st Half: 7-13 53.8% 2nd Half: 6-10 60.0% Game: 13-23 56.5%

Officials: Daryl Gelinas, Mark Cook, Jeffrey Kent
Technical fouls: Longwood-None, BYU-None
Attendance: 10273

Score by periods table with columns: 1st, 2nd, 3rd, 4th, Total. Shows scores for Longwood and BYU.

Fast Break Points: 10
Score tied - 1 time.
Lead changed - 4 times.

Official Basketball Box Score -- Game Totals -- Final Statistics
Wisconsin 73 • 0-0

Table with columns: Player, FG, 3-P, FT, Rebounds, PF, TP, A, TO, Bk, Stl, Min. Lists stats for players like BRUST, Ben, FAHEY, Dan, etc.

FG % 1st Half: 12-28 42.9% 2nd Half: 15-25 60.0% Game: 27-53 50.9%
3FG % 1st Half: 7-14 50.0% 2nd Half: 6-10 60.0% Game: 13-24 54.2%
FT % 1st Half: 3-3 100.0% 2nd Half: 3-4 75.0% Game: 6-7 85.7%

BYU Cougars 56 • 4-2

Table with columns: Player, FG, 3-P, FT, Rebounds, PF, TP, A, TO, Bk, Stl, Min. Lists stats for players like DAVIES, Brandon, ZYLSTRA, Brock, etc.

FG % 1st Half: 13-26 50.0% 2nd Half: 9-25 36.0% Game: 22-51 43.0%
3FG % 1st Half: 5-10 50.0% 2nd Half: 4-10 40.0% Game: 9-20 45.0%
FT % 1st Half: 5-5 100.0% 2nd Half: 6-6 100.0% Game: 11-11 100.0%

Officials: Bill Covington, Tony Dawkins, Bob Tosta
Technical fouls: Wisconsin-None, BYU Cougars-None
Attendance: 2634

Score by periods table with columns: 1st, 2nd, 3rd, 4th, Total. Shows scores for Wisconsin and BYU Cougars.

Fast Break Points: 10
Score tied - 6 times.
Lead changed - 3 times.

Official Basketball Box Score -- Game Totals -- Final Statistics
Weber State vs BYU
12/07/11 7:05 pm at Provo, Utah, Marriott Center

Table with columns: Player, FG, 3-P, FT, Rebounds, PF, TP, A, TO, Bk, Stl, Min. Lists stats for players like LILLARD, Damian, BAMFORTH, Scott, etc.

FG % 1st Half: 12-37 32.4% 2nd Half: 10-29 34.5% Game: 22-66 33.3%
3FG % 1st Half: 4-11 36.4% 2nd Half: 2-11 18.2% Game: 5-22 22.7%
FT % 1st Half: 7-9 77.8% 2nd Half: 10-10 100.0% Game: 17-19 89.5%

BYU 84 • 7-2, 0-0

Table with columns: Player, FG, 3-P, FT, Rebounds, PF, TP, A, TO, Bk, Stl, Min. Lists stats for players like DAVIES, Brandon, ABUO, Charles, etc.

FG % 1st Half: 18-44 40.9% 2nd Half: 21-33 63.6% Game: 39-77 50.6%
3FG % 1st Half: 4-11 36.4% 2nd Half: 4-9 44.4% Game: 8-20 40.0%
FT % 1st Half: 7-8 87.5% 2nd Half: 1-5 20.0% Game: 8-13 61.5%

Officials: Eric Curry, Jon Sigilano, Scott Brown
Technical fouls: Weber State-BAMFORTH, Scott, BYU-None
Attendance: 11676

Score by periods table with columns: 1st, 2nd, 3rd, 4th, Total. Shows scores for Weber State and BYU.

Fast Break Points: 10
Score tied - 0 times.
Lead changed - 0 times.

Official Basketball Box Score -- Game Totals -- Final Statistics

BYU 61 \* 8-2
Player FG-FGA 3-Pr FT-FTA Rebounds PF TP A TO Blk Stl Min
DAVIES, Brandon 1-4 0-0 1-2 3 6 9 3 1 1 1 1 25
HARTSOCK, Noah 1-6 0-0 1-2 2 5 7 2 1 1 1 4 0 26
ABOU, Charles 4-6 1-2 2-2 2 4 6 3 11 0 2 1 1 25
ZYLSTRA, Brock 2-6 2-5 0-0 1 1 2 1 6 4 0 0 0 28
WINDER, Anson 0-5 0-4 0-0 1 2 1 1 0 2 0 0 12
CUSICK, Craig 2-5 2-4 5-5 0 3 3 3 10 6 2 0 0 28
MARTINEAU, Nick 0-0 0-0 0-0 1 1 0 0 0 0 0 0 1
ROGERS, Stephen 2-8 1-5 0-2 0 3 1 2 5 1 1 1 19
HARRISON, Damarcus 1-5 1-4 0-0 0 0 0 1 3 0 0 0 8
AUSTIN, Nate 1-1 1-1 0-0 0 0 5 5 3 3 1 0 0 18
Totals 19-49 9-27 14-19 13 31 41 19 61 15 7 2 200

FG % 1st Half: 7-26 26.9% 2nd Half: 12-23 52.2% Game: 19-49 38.8%
3FG % 1st Half: 5-16 31.3% 2nd Half: 4-11 36.4% Game: 9-27 33.3%
FT % 1st Half: 6-9 66.7% 2nd Half: 8-10 80.0% Game: 14-19 73.3%

Utah 42 \* 1-8

Player FG-FGA 3-Pr FT-FTA Rebounds PF TP A TO Blk Stl Min
Farr, Dion 1-8 0-1 1-2 0 7 7 2 3 0 2 1 2 32
Martin, Cedric 2-6 2-5 4-4 0 0 3 3 1 10 0 1 1 35
Washington, Jason C 0-7 0-0 0-0 0 3 1 6 0 0 2 0 18
Hines, Chris G 4-0 0-3 0-0 0 0 0 0 0 0 0 0 17
Waters, Joshua G 6-15 4-4 1-6 1 4 5 3 14 5 3 1 0 27
Ostuni, Anthony 0-2 0-0 0-0 0 1 2 0 0 0 0 0 14
Stokes, Kareem 2-7 0-4 2-2 1 1 4 6 3 0 0 0 27
Dawson, Javon 0-1 0-0 3-4 4 1 5 1 3 1 0 0 0 19
Wilson, Blake 2-0 0-2 0-0 1 2 3 2 0 0 1 0 1 11
Totals 14-52 3-17 11-18 11 33 19 42 6 10 4 200

FG % 1st Half: 4-22 18.2% 2nd Half: 10-30 33.3% Game: 14-52 26.9%
3FG % 1st Half: 1-9 11.1% 2nd Half: 1-6 16.7% Game: 2-17 11.8%
FT % 1st Half: 8-10 80.0% 2nd Half: 3-7 42.9% Game: 11-18 61.1%

Officials: Derek White, Bobby McRoy, Glen Mayberry
Technical fouls: BYU-None; Utah-None.
Attendance: 1027

Score by periods 1st 2nd Total
BYU 25 36 61
Utah 17 25 42

Last FG - BYU 2nd-00:39, BU 2nd-01:12
Largest lead - BYU by 2nd-00:39, BU by 1st-14:17.33.

Official Basketball Box Score -- Game Totals -- Final Statistics

UC Santa Barbara vs BYU
12/22/11 7:05 pm at Provo, Utah, Marriott Center
BYU 84 \* 5-0, 0-0
Player FG-FGA 3-Pr FT-FTA Rebounds PF TP A TO Blk Stl Min
Serna, Jaime \* 5-8 0-0 2-2 0 1 1 3 12 0 1 1 24
Boswell, Kyle \* 1-6 0-0 0-0 0 3 3 2 10 4 1 0 1 26
Thomas, Lewis \* 0-0 0-0 0-0 1 1 2 1 0 1 1 0 11
Nunnally, James \* 9-13 1-3 3-4 2 5 7 3 22 3 6 0 2 33
Taylor, Orlando \* 10-16 2-4 0-4 2 7 9 4 22 2 1 1 0 34
Garth, Nate 0-1 0-1 0-0 0 0 0 0 3 0 0 0 0 10
Homblick, Keegan 1-6 0-1 0-0 1 1 1 2 2 0 2 0 15
Williams, Alan 1-6 1-4 0-0 0 3 3 1 0 0 0 0 19
Hillman, Jake 1-1 0-0 0-0 2 1 3 2 2 0 0 0 14
Peterson, Christian 0-0 0-0 0-0 0 1 1 3 0 0 1 0 6
Schnegely, Greg 1-2 0-0 0-0 0 0 0 2 2 0 1 2 0 8
Totals 31-62 6-20 7-12 8 26 34 26 75 12 19 5 8 200

FG % 1st Half: 14-28 50.0% 2nd Half: 17-34 50.0% Game: 31-62 50.0%
3FG % 1st Half: 3-12 25.0% 2nd Half: 3-8 37.5% Game: 6-20 30.0%
FT % 1st Half: 1-3 33.3% 2nd Half: 6-9 66.7% Game: 7-12 58.3%

BYU 89 \* 10-3, 0-0

Player FG-FGA 3-Pr FT-FTA Rebounds PF TP A TO Blk Stl Min
DAVIES, Brandon \* 7-16 0-0 3-3 2 4 6 2 17 1 2 0 4 32
ABOU, Charles \* 3-7 1-1 9-9 2 4 6 1 16 2 2 0 0 26
CARLINO, Matt \* 8-14 3-5 5-5 0 2 2 1 22 6 3 1 2 32
HARTSOCK, Noah \* 3-5 2-4 1-4 0 2 1 0 9 3 1 0 0 17
HARTSOCK, Noah \* 7-11 0-0 7-8 1 4 5 3 21 1 0 1 0 37
CUSICK, Craig 0-0 0-0 1-2 0 0 0 0 1 0 1 0 8
SHARP, Josh 0-0 0-0 1-0 0 0 0 0 0 0 0 0 3
MARTINEAU, Nick 0-0 0-0 0-0 0 0 0 0 0 0 0 0 1
WINDER, Anson 0-2 0-2 3-4 0 3 3 0 3 0 0 0 13
HARRISON, Damarcus 0-2 0-2 0-0 0 0 0 0 0 0 0 0 8
AUSTIN, Nate 0-1 0-1 0-2 0 0 0 0 2 0 0 0 3 8
Totals 28-58 6-15 27-37 8 26 34 15 89 17 15 3 10 200

FG % 1st Half: 17-35 48.6% 2nd Half: 11-23 47.8% Game: 28-58 48.3%
3FG % 1st Half: 3-8 37.5% 2nd Half: 3-9 42.9% Game: 6-20 30.0%
FT % 1st Half: 15-20 75.0% 2nd Half: 12-17 70.6% Game: 27-37 73.0%

Officials: Ken Ditty, Tom Nally, Jeffrey Kent
Technical fouls: UC Santa Barbara-None; BYU-None.
Attendance: 10670

Score by periods 1st 2nd Total
BYU 38 51 89
UCSB 31 19 50

Last FG - UCSB 2nd-00:16, BYU 2nd-03:21.
Largest lead - UCSB by 1st-15:59, BYU by 15:2nd-12:17.

Official Basketball Box Score -- Game Totals -- Final Statistics

San Diego vs BYU
12/31/11 4:05 pm at Provo, Utah, Marriott Center
San Diego 52 \* 5-8, 0-1
Player FG-FGA 3-Pr FT-FTA Rebounds PF TP A TO Blk Stl Min
FAEMISIN, Simi F 0-3 0-0 3-4 0 0 0 5 3 0 2 0 0 11
WARRISA, Chris F 2-5 0-0 0-2 1 1 2 0 5 4 0 0 0 13
ANDERSON, Christopher G 1-5 1-2 2-2 1 4 5 2 4 5 5 4 0 20
DEE, Johnny G 0-7 0-6 2-2 0 2 2 1 2 1 0 1 0 24
KERR, Nathan G 3-9 2-2 0-0 1 0 1 0 1 0 0 0 0 31
KERR, Nick G 0-5 2-2 0-0 0 0 1 2 0 0 0 0 0 10
MILES, Cameron 0-5 0-1 0-0 0 2 2 0 0 0 0 0 0 16
BAKER, Blair 0-0 0-0 0-0 1 0 1 0 1 0 0 0 0 16
SMITH, John 1-5 0-1 2-4 2 4 6 3 4 0 0 0 0 20
RANCIER, Ken 4-9 1-5 3-4 4 4 8 2 12 0 1 1 0 28
KRAMER, Dennis 3-8 1-3 3-4 0 1 3 1 1 0 1 0 15
Team 2-2 2-2 2-2 2-2 2-2 2-2 2-2 2-2 2-2 2-2 2-2
Totals 14-61 5-27 19-26 11 22 33 23 52 6 12 1 5 200

FG % 1st Half: 6-27 22.2% 2nd Half: 8-34 23.5% Game: 14-61 23.0%
3FG % 1st Half: 3-11 27.3% 2nd Half: 2-14 14.3% Game: 5-27 18.5%
FT % 1st Half: 9-16 56.3% 2nd Half: 10-10 100.0% Game: 19-26 73.1%

BYU 88 \* 12-4, 1-1

Player FG-FGA 3-Pr FT-FTA Rebounds PF TP A TO Blk Stl Min
DAVIES, Brandon F 8-13 0-0 5-8 6 16 22 3 21 4 2 1 35
HARTSOCK, Noah F 5-11 0-0 5-6 0 3 3 2 15 0 2 0 1 23
CARLINO, Matt G 3-7 2-5 0-0 0 6 6 5 8 2 3 1 0 20
ZYLSTRA, Brock G 2-6 1-5 3-4 1 5 6 2 8 3 1 0 0 28
CUSICK, Craig 1-1 1-1 0-0 1 1 2 0 0 0 0 0 1 19
SHARP, Josh 0-0 0-0 0-0 1 1 2 0 0 1 1 1 1 5
MARTINEAU, Nick 1-1 1-1 0-0 0 0 0 0 0 0 0 0 0 5
WINDER, Anson 0-2 0-2 0-0 0 0 0 0 0 0 0 0 13
HARRISON, Damarcus 3-4 0-0 0-0 2 2 0 0 0 0 0 0 5
AUSTIN, Nate 3-6 1-2 2-3 0 1 1 2 0 0 0 0 1 14
Totals 29-59 7-20 23-30 12 40 50 88 22 13 5 10 200

FG % 1st Half: 12-31 38.7% 2nd Half: 17-28 60.7% Game: 29-59 49.2%
3FG % 1st Half: 3-9 33.3% 2nd Half: 4-11 36.4% Game: 7-20 35.0%
FT % 1st Half: 7-11 63.6% 2nd Half: 16-19 84.2% Game: 23-30 76.7%

Officials: Donald Scott Harris, Bruce Hicks, Dennis Flannery Jr.
Technical fouls: San Diego-TEAM; BYU-DAVIES, Brandon.
Attendance: 16399

Score by periods 1st 2nd Total
San Diego 34 28 62
BYU 34 54 88

Last FG - UCSB 2nd-03:25, BYU 2nd-03:34.
Largest lead - BYU by 2nd-03:25, BYU by 36 2nd-00:30.

Official Basketball Box Score -- Game Totals -- Final Statistics

BYU vs Utah
12/17/11 12:05 pm at Provo, Utah, Marriott Center
BYU 86 \* 9-0, 0-0
Player FG-FGA 3-Pr FT-FTA Rebounds PF TP A TO Blk Stl Min
Jones III, Perry \* 11-16 2-2 4-7 3 5 8 3 28 4 1 0 3 33
Acy, Quincy \* 3-7 0-0 2-4 0 4 4 2 8 0 1 0 1 27
Heslop, Brady \* 6-10 6-10 0-0 0 1 18 2 5 0 2 33
Walton, A.J. \* 2-4 1-3 0-1 0 4 4 3 5 0 1 0 2 17
Miller, Quincy \* 4-9 0-0 0 1 3 4 3 8 1 2 2 0 22
Franklin, Gary 2-4 2-4 0-0 0 2 2 1 8 2 0 0 0 13
Bello, Deuce 0-1 0-1 0-0 0 0 0 1 0 0 1 0 1 6
Jefferson, Cory 0-3 0-0 0-0 0 0 0 1 0 1 0 0 1 10
Jones, Anthony 1-1 0-1 0-0 0 1 1 0 0 1 1 1 10
Jackson, Pierre 4-8 2-4 3-3 0 3 3 13 7 5 1 1 30
Totals 32-63 13-25 9-15 10 21 31 19 86 17 13 4 10 200

FG % 1st Half: 13-28 46.4% 2nd Half: 19-35 54.3% Game: 32-63 50.8%
3FG % 1st Half: 6-10 60.0% 2nd Half: 7-15 46.7% Game: 13-25 52.0%
FT % 1st Half: 6-10 60.0% 2nd Half: 3-5 60.0% Game: 9-15 60.0%

BYU 83 \* 8-3, 0-0

Player FG-FGA 3-Pr FT-FTA Rebounds PF TP A TO Blk Stl Min
DAVIES, Brandon \* 6-15 0-1 6-9 5 8 13 3 18 1 1 1 1 36
ABOU, Charles \* 2-10 1-4 2-2 6 3 9 4 17 2 5 1 0 22
CUSICK, Craig 0-0 0-0 0-0 0 0 0 0 0 0 0 0 18
ZYLSTRA, Brock \* 1-4 1-2 1-2 0 7 7 1 4 3 3 0 1 38
HARTSOCK, Noah \* 7-14 0-1 1-3 2 5 12 1 15 1 1 2 37
CARLINO, Matt 2-4 2-4 0-0 0 2 2 1 8 2 0 0 0 13
WINDER, Anson 0-0 0-0 1-2 0 0 0 1 0 0 0 0 3
HARRISON, Damarcus 3-7 1-3 1-4 1 2 3 2 8 1 1 1 1 15
AUSTIN, Nate 2-1 0-1 0-0 0 3 3 2 0 0 1 0 0 7
Totals 32-68 7-21 12-20 19 25 44 19 83 14 6 6 200

FG % 1st Half: 16-35 45.7% 2nd Half: 16-33 48.5% Game: 32-68 47.1%
3FG % 1st Half: 4-14 28.6% 2nd Half: 3-7 42.9% Game: 7-21 33.0%
FT % 1st Half: 6-10 60.0% 2nd Half: 6-10 60.0% Game: 12-20 60.0%

Officials: Rick Crawford, Keith Kimble, Joe DeBuss
Technical fouls: BYU-None; Utah-None.
Attendance: 2700

Score by periods 1st 2nd Total
BYU 35 48 83
Utah 41 41 82

Last FG - BU 2nd-00:20, BU 2nd-01:50.
Largest lead - BU by 9 2nd-06:17, BU by 13 1st-02:29.

Official Basketball Box Score -- Game Totals -- Final Statistics

Cal State San Marcos vs BYU
12/27/11 7:05 pm at Provo, Utah, Marriott Center
Cal State San Marcos 51 \* 6-8
Player FG-FGA 3-Pr FT-FTA Rebounds PF TP A TO Blk Stl Min
NDIAYE, Daniel F 5-6 0-0 0-0 0 3 3 0 10 2 2 1 20
LAWRENCE, Aaron F 1-3 0-0 1-1 0 4 4 1 13 2 1 0 20
MCQUIRE, Jamal G 4-12 0-1 0-0 1 7 8 4 1 3 0 2 32
STEED, Tim G 9 4-15 2-5 1-2 0 4 4 2 11 2 3 0 25
WEDDER, Daniel G 2-2 0-1 0-0 0 0 0 0 0 0 0 0 34
ALFARU, Bryan G 2-8 1-5 2-2 0 2 2 2 2 1 2 0 26
EDWARDS, Adam 0-0 0-0 0-0 0 0 0 0 0 0 0 0 2
LORD, Jeremy 1-3 0-0 1-2 0 1 2 0 2 0 0 0 7
RANGER, Jacob 2-10 2-7 0-0 0 1 2 6 2 0 2 0 8
ANDERSON, Corey 0-0 0-0 2-2 0 1 2 2 0 0 0 0 2
Totals 20-55 5-19 6-8 5 22 27 16 51 13 17 2 8 200

FG % 1st Half: 10-29 34.5% 2nd Half: 10-26 38.5% Game: 20-55 36.4%
3FG % 1st Half: 3-9 33.3% 2nd Half: 2-10 20.0% Game: 5-19 26.3%
FT % 1st Half: 1-2 50.0% 2nd Half: 5-6 83.3% Game: 6-8 75.0%

BYU 79 \* 11-3, 0-0

Player FG-FGA 3-Pr FT-FTA Rebounds PF TP A TO Blk Stl Min
DAVIES, Brandon F 7-11 0-0 0-0 4 9 13 1 14 2 0 0 26
HARTSOCK, Noah F 8-10 0-0 4-5 1 3 4 0 2 2 1 1 2 28
ABOU, Charles G 1-7 0-4 1-4 3 2 5 2 3 4 2 0 21
CARLINO, Matt G 6-7 3-4 1-4 0 0 0 0 0 0 0 0 27
ZYLSTRA, Brock G 1-2 1-2 0-0 1 3 4 0 3 2 1 0 1 15
CUSICK, Craig 2-3 0-1 1-1 0 1 1 0 5 1 1 0 1 15
SHARP, Josh 1-3 0-1 2-4 2 2 0 0 4 1 1 0 15
MARTINEAU, Nick 0-2 0-1 0-0 1 2 3 1 0 2 1 0 5
WINDER, Anson 0-6 0-4 0-0 0 1 1 0 1 0 0 0 14
HARRISON, Damarcus 0-1 0-1 0-1 0 0 0 0 2 0 0 0 21
AUSTIN, Nate 1-3 0-0 1-2 0 2 3 1 0 2 0 1 3
Totals 31-62 4-13 11-13 11 41 46 10 79 18 14 4 12 200

FG % 1st Half: 13-29 44.8% 2nd Half: 18-33 54.5% Game: 31-62 50.0%
3FG % 1st Half: 2-12 16.7% 2nd Half: 2-9 22.2% Game: 4-21 19.0%
FT % 1st Half: 4-13 30.8% 2nd Half: 7-13 53.8% Game: 13-21 61.9%

Officials: Mike Reed, Michael Eggers, Gregory Neun
Technical fouls: Cal State San Marcos-None; BYU-None.
Attendance: 13007

Score by periods 1st 2nd Total
BYU 38 41 79
CSM 23 28 51

Last FG - CSM 2nd-01:20, BU 2nd-04:13.
Largest lead - CSM None, BU by 28 2nd-00:15.

Official Basketball Box Score -- Game Totals -- Final Statistics

BYU vs Loyola Marymount
01/05/12 6:00 p.m. at Los Angeles, CA (Gersten Pavilion)
BYU 73 \* 4-2, 1-1
Player FG-FGA 3-Pr FT-FTA Rebounds PF TP A TO Blk Stl Min
DAVIES, Brandon F 6-12 0-0 3-5 0 10 10 4 15 2 6 2 0 29
HARTSOCK, Noah F 9-12 0-1 3-5 1 6 7 2 21 1 4 1 1 36
WICKERLY, Perris G 3-13 1-4 0-0 2 7 3 4 7 4 0 0 1 33
CARLINO, Matt G 2-9 1-7 4-6 1 1 2 0 9 1 0 1 0 24
ZYLSTRA, Brock G 0-1 0-1 0-0 1 4 5 4 0 3 2 0 0 29
HARTSOCK, Noah 3-6 3-3 0-0 0 4 4 1 0 0 0 0 1 18
WINDER, Anson 0-2 0-2 2-2 0 1 1 1 2 0 1 0 3 9
ROGERS, Stephen 0-3 0-2 1-2 0 1 1 1 2 0 0 0 7
AUSTIN, Nate 4-5 0-0 0-0 4 2 2 8 0 0 0 0 15
Team 2-2 2-2 2-2 2-2 2-2 2-2 2-2 2-2 2-2 2-2
Totals 27-63 5-20 14-20 12 35 47 18 73 18 16 3 7 200

FG % 1st Half: 13-37 35.1% 2nd Half: 14-26 53.8% Game: 27-63 42.9%
3FG % 1st Half: 2-13 15.4% 2nd Half: 3-7 42.9% Game: 5-20 25.0%
FT % 1st Half: 6-9 66.7% 2nd Half: 8-11 72.7% Game: 14-20 70.0%

Loyola Marymount 65 \* 8-7, 1-1

Player FG-FGA 3-Pr FT-FTA Rebounds PF TP A TO Blk Stl Min
OKONJI, Godwin F 2-3 0-0 1-1 0 2 3 3 4 0 1 0 0 19
VINEY, Drew F 4-14 0-4 5-7 5 3 8 4 13 2 3 1 1 28
IRELAND, Anthony G 6-13 4-6 5-6 0 2 2 2 21 7 3 0 1 38
ROGERS, Stephen G 2-2 0-2 2-2 0 2 2 1 4 0 0 0 1 13
EBGEMEYI, Ayodeji G 0-7 0-6 0-1 1 2 2 0 1 0 1 0 17
BLACKWELL, C.J. 2-8 0-0 0-0 0 3 2 5 0 4 0 1 0 19
HARTSOCK, Noah 2-3 2-2 0-0 0 0 0 0 4 0 0 0 1 14
OSBORNE, Alex 3-3 0-0 2-5 3 8 11 2 8 0 1 1 0 28
DIEDERICKS, Tim 0-0 0-0 0-0 0 0 0 1 0 0 0 0 4
Totals 23-67 5-26 14-21 14 26 40 20 65 11 15 3 5 200

FG % 1st Half: 12-32 37.5% 2nd Half: 11-35 31.4% Game: 23-67 34.3%
3FG % 1st Half: 3-15 20.0% 2nd Half: 2-14 14.3% Game: 5-26 19.2%
FT % 1st Half: 8-12 66.7% 2nd Half: 6-9 66.7% Game: 14-21 66.7%

Officials: Jimmy Casas, Casey McCallen, Dildre Carr
Technical fouls: BYU-None; Loyola Marymount-None.
Attendance: 3073

Score by periods 1st 2nd Total
BYU 34 39 73
Loyola Marymount 34 31 65

Last FG - BYU 2nd-02:44, LMU 2nd-00:49.
Largest lead - BYU by 13 2nd-02:44, LMU by 8 1st-08:26.

Official Basketball Box Score -- Game Totals -- Final Statistics

BYU vs Utah
Buffalo 78 \* 6-2, 0-0
Player FG-FGA 3-Pr FT-FTA Rebounds PF TP A TO Blk Stl Min
OLDHAM, Jared \* 2-3 1-2 0-0 0 4 3 3 9 3 0 3 31
FILZEN, Zach \* 5-7 4-6 0-0 0 0 0 1 14 1 4 0 3 37
MCCREY, Javon \* 6-11 0-0 4-5 0 4 4 3 16 1 2 1 0 23
WATT, Mitchell \* 7-12 1-1 3-4 1 7 8 3 18 2 5 2 1 32
BARNETT, Dave \* 4-11 2-5 0-0 0 4 4 1 10 5 0 1 0 34
WATSON, Tony 1-3 0-2 0-0 0 0 0 1 2 1 2 0 0 8
RALEY-ROSS, Corey 0-0 0-0 0-0 0 0 0 0 0 0 0 0 1 3
FORD, Xavier 0-2 0-0 0-0 0 1 1 0 0 0 0 0 1 1
ROBINSON, Titus 1-2 0-0 5-6 0 1 1 4 7 1 2 0 0 16
THOMAS-EDWARDS, Ra 1-1 0-0 0-0 1 0 1 0 2 0 0 0 1 7
DOWNING, Cameron 1-1 0-0 2-2 0 0 0 1 4 0 0 0 0 8
Team 2 2 2 2 2 2 2 2 2 2 2 2
Totals 28-53 8-16 14-17 4 24 28 17 78 20 20 3 8 200

FG % 1st Half: 14-26 53.8% 2nd Half: 14-27 51.9% Game: 28-53 52.8%
3FG % 1st Half: 4-9 44.4% 2nd Half: 4-7 57.1% Game: 8-16 50.0%
FT % 1st Half: 7-8 87.5% 2nd Half: 7-9 77.8% Game: 14-17 82.4%

BYU 93 \* 8-3, 0-0

Player FG-FGA 3-Pr FT-FTA Rebounds PF TP A TO Blk Stl Min
DAVIES, Brandon \* 1-3 0-0 0-2 3 1 4 3 2 1 0 2 1 22
ABOU, Charles \* 3-10 1-3 1-2 2 4 6 4 8 4 0 0 2 24
CARLINO, Matt 5 7-12 1-1 3-4 1 7 8 3 18 2 5 2 1 32
ZYLSTRA, Brock \* 9-16 4-10 4-4 0 2 2 1 26 4 2 0 4 38
HARTSOCK, Noah \* 7-9 0-1 2-3 0 1 1 3 16 2 0 0 1 16
CUSICK, Craig 0-0 0-0 0-0 0 0 0 0 0 0 0 0 0 3
SHARP, Josh 2-3 0-1 0-0 0 0 0 0 4 1 0 0 0 14
MARTINEAU, Nick 0-1 0-0 0-0 0 0 0 0 0 0 0 0 1
WINDER, Anson 7-8 6-7 0-0 0 0 0 0 20 3 0 1 1 19
AUSTIN, Nate 2-4 0-1 3-4 3 1 4 7 1 1 0 0 24
Totals 34-64 13-29 12-17 11 22 33 19 93 29 16 2 13 200

FG % 1st Half: 18-35 51.4% 2nd Half: 16-29 55.2% Game: 34-64 53.1%
3FG % 1st Half: 7-16 43.8% 2nd Half: 6-7 85.7% Game: 13-29 44.8%
FT % 1st Half: 4-4 100.0% 2nd Half: 8-13 61.5% Game: 12-17 70.6%

Officials: Ken Ditty, Tom Nally, Jeffrey Kent
Technical fouls: Buffalo-TEAM; BYU-None.
Attendance: 9632

Score by periods 1st 2nd Total
Buffalo 39 39 78
BYU 47 46 93

Last FG - BU 2nd-00:13, BU 2nd-01:50.
Largest lead - BU 11 1st-17:29, BU by 21 2nd-01:20.

Official Basketball Box Score -- Game Totals -- Final Statistics

BYU vs Saint Mary's (CA)
12/29/11 8:00 PM at Moraga, Calif. (McKeon Pavilion)
BYU 82 \* 11-4
Player FG-FGA 3-Pr FT-FTA Rebounds PF TP A TO Blk Stl Min
WALDOW, Brad F 4-6 0-0 1-3 1 1 2 3 9 1 3 1 1 17
JONES, Rod F 6-14 2-

**2011-12 SEASON STATS**  
**BYU Combined Team Statistics (as of Jan 07, 2012)**  
**All games**

<b>RECORD:</b>	<b>OVERALL</b>	<b>HOME</b>	<b>AWAY</b>	<b>NEUTRAL</b>
ALL GAMES	14-4	9-1	2-2	3-1
CONFERENCE	3-1	2-0	1-1	0-0
NON-CONFERENCE	11-3	7-1	1-1	3-1

#	Player	gp-gs	min	avg	Total		3-Point		F-Throw		Rebounds				pf	dq	a	to	blk	stl	pts	avg
					fg-fga	fg%	3fg-fga	3fg%	ft-fga	ft%	off	def	tot	avg								
34	HARTSOCK, Noah	18-18	569	31.6	119-202	.589	6-18	.333	64-78	.821	26	79	105	5.8	37	0	29	24	32	16	308	17.1
10	CARLINO, Matt	8-7	208	26.0	38-81	.469	20-43	.465	15-19	.789	3	22	25	3.1	20	1	39	22	3	15	111	13.9
00	DAVIES, Brandon	18-18	480	26.7	92-183	.503	0-1	.000	49-70	.700	44	102	146	8.1	56	2	39	44	22	23	233	12.9
01	ABOUO, Charles	18-18	474	26.3	66-151	.437	24-56	.429	44-62	.710	38	77	115	6.4	45	0	53	39	5	21	200	11.1
13	ZYLSTRA, Brock	18-18	495	27.5	57-114	.500	33-74	.446	15-22	.682	14	57	71	3.9	34	0	44	31	2	19	162	9.0
21	ROGERS, Stephen	12-2	213	17.8	39-78	.500	16-41	.390	10-15	.667	3	23	26	2.2	18	1	20	12	5	8	104	8.7
20	WINDER, Anson	17-6	301	17.7	25-67	.373	15-46	.326	16-25	.640	2	22	24	1.4	15	0	43	22	3	16	81	4.8
33	AUSTIN, Nate	18-0	217	12.1	32-53	.604	5-12	.417	10-23	.435	20	46	66	3.7	44	2	8	10	9	4	79	4.4
24	HARRISON, Damarcus	16-0	174	10.9	27-78	.346	8-34	.235	7-15	.467	4	13	17	1.1	11	0	12	16	1	9	69	4.3
02	CUSICK, Craig	18-3	270	15.0	18-39	.462	11-26	.423	9-13	.692	1	23	24	1.3	22	0	39	14	0	10	56	3.1
12	SHARP, Josh	15-0	147	9.8	9-19	.474	1-4	.250	7-13	.538	12	18	30	2.0	15	0	10	11	2	3	26	1.7
14	MARTINEAU, Nick	13-0	40	3.1	3-9	.333	2-3	.667	1-2	.500	1	5	6	0.5	1	0	6	3	0	2	9	0.7
05	COLLINSWORTH, Chr	2-0	12	6.0	0-2	.000	0-1	.000	0-0	.000	0	1	1	0.5	3	0	1	3	1	0	0	0.0
Team												29	35	64				1				
Total.....		18	3600		525-1076	.488	141-359	.393	247-357	.692	197	523	720	40.0	321	6	343	252	85	146	1438	79.9
Opponents.....		18	3600		410-1053	.389	124-396	.313	202-307	.658	181	414	595	33.1	331	-	235	279	52	110	1146	63.7

<b>TEAM STATISTICS</b>	<b>BY</b>	<b>OPP</b>	<b>Date</b>	<b>Opponent</b>	<b>Score</b>	<b>Att.</b>
SCORING	1438	1146	11/11/11	at Utah State	L 62-69	10270
Points per game	79.9	63.7	11/15/11	BYU-HAWAII	w 73-52	13435
Scoring margin	+16.2	-	11/18/11	LONGWOOD	w 92-60	10173
FIELD GOALS-ATT	525-1076	410-1053	11/22/11	PRAIRIE VIEW A&M	w 90-51	11760
Field goal pct	.488	.389	11/25/11	vs Nevada	w 76-55	3424
3 POINT FG-ATT	141-359	124-396	11/26/11	vs Wisconsin	L 56-73	2634
3-point FG pct	.393	.313	11/30/11	vs Northern Arizona	w 87-52	3215
3-pt FG made per game	7.8	6.9	12/03/11	vs Oregon	w 79-65	12845
FREE THROWS-ATT	247-357	202-307	12/07/11	WEBER STATE	w 94-66	11676
Free throw pct	.692	.658	12/10/11	at Utah	w 61-42	10327
F-Throws made per game	13.7	11.2	12/17/11	BAYLOR	L 83-86	22700
REBOUNDS	720	595	12/20/11	BUFFALO	w 93-78	9632
Rebounds per game	40.0	33.1	12/22/11	UC SANTA BARBARA	w 89-75	10670
Rebounding margin	+6.9	-	12/27/11	CAL STATE SAN MARCOS	w 79-51	13007
ASSISTS	343	235	* 12/29/11	at Saint Mary's (CA)	L 82-98	3500
Assists per game	19.1	13.1	* 12/31/11	SAN DIEGO	w 88-52	16369
TURNOVERS	252	279	* 01/05/12	at Loyola Marymount	w 73-65	3073
Turnovers per game	14.0	15.5	* 01/07/12	SAN FRANCISCO	w 81-56	14823
Turnover margin	+1.5	-				
Assist/turnover ratio	1.4	0.8				
STEALS	146	110				
Steals per game	8.1	6.1				
BLOCKS	85	52				
Blocks per game	4.7	2.9				
ATTENDANCE	134245	49288				
Home games-Avg/Game	10-13424	4-6792				
Neutral site-Avg/Game	-	4-5530				

\* = Conference game

<b>Score by Periods</b>	<b>1st</b>	<b>2nd</b>	<b>Totals</b>
BYU	669	769	1438
Opponents	528	618	1146



**2011-12 SEASON STATS**  
**BYU Combined Team Statistics (as of Jan 07, 2012)**  
**Conference games**

<b>RECORD:</b>	<b>OVERALL</b>	<b>HOME</b>	<b>AWAY</b>	<b>NEUTRAL</b>
ALL GAMES	3-1	2-0	1-1	0-0
CONFERENCE	3-1	2-0	1-1	0-0
NON-CONFERENCE	0-0	0-0	0-0	0-0

##	Player	gp-gs	min	avg	Total		3-Point		F-Throw		Rebounds				pf	dq	a	to	blk	stl	pts	avg
					fg-fga	fg%	3fg-fga	3fg%	ft-fga	ft%	off	def	tot	avg								
00	DAVIES, Brandon	4-4	116	29.0	30-52	.577	0-0	.000	16-25	.640	11	34	45	11.3	15	0	12	14	7	7	76	19.0
34	HARTSOCK, Noah	4-4	126	31.5	25-43	.581	0-2	.000	13-17	.765	3	18	21	5.3	9	0	3	11	3	3	63	15.8
10	CARLINO, Matt	4-4	102	25.5	14-37	.378	8-21	.381	6-8	.750	2	11	13	3.3	10	1	20	8	1	6	42	10.5
13	ZYLSTRA, Brock	4-4	114	28.5	12-18	.667	7-13	.538	3-5	.600	3	16	19	4.8	12	0	12	7	0	1	34	8.5
01	ABOUO, Charles	4-4	109	27.3	11-35	.314	3-11	.273	8-11	.727	5	12	17	4.3	9	0	14	3	0	4	33	8.3
33	AUSTIN, Nate	4-0	57	14.3	9-16	.563	1-3	.333	2-6	.333	8	12	20	5.0	9	1	3	0	2	1	21	5.3
02	CUSICK, Craig	4-0	62	15.5	7-12	.583	6-7	.857	0-0	.000	0	7	7	1.8	5	0	7	5	0	3	20	5.0
20	WINDER, Anson	4-0	55	13.8	4-13	.308	3-8	.375	4-4	1.000	0	4	4	1.0	6	0	8	5	0	7	15	3.8
24	HARRISON, Damarcus	3-0	19	6.3	4-11	.364	1-3	.333	0-0	.000	0	3	3	1.0	1	0	1	3	0	0	9	3.0
21	ROGERS, Stephen	2-0	15	7.5	1-4	.250	1-3	.333	2-2	1.000	1	3	4	2.0	4	0	2	1	0	0	5	2.5
14	MARTINEAU, Nick	2-0	8	4.0	1-2	.500	1-1	1.000	0-0	.000	0	0	0	0.0	0	0	0	0	0	0	3	1.5
12	SHARP, Josh	3-0	17	5.7	0-1	.000	0-0	.000	3-4	.750	2	1	3	1.0	1	0	1	1	2	1	3	1.0
Team											9	5	14									
Total.....		4	800		118-244	.484	31-72	.431	57-82	.695	44	126	170	42.5	81	2	83	58	15	33	324	81.0
Opponents.....		4	800		87-242	.360	28-107	.262	69-98	.704	47	95	142	35.5	79	-	50	56	9	29	271	67.8

<b>TEAM STATISTICS</b>	<b>BY</b>	<b>OPP</b>	<b>Date</b>	<b>Opponent</b>	<b>Score</b>	<b>Att.</b>
SCORING	324	271	* 12/29/11	at Saint Mary's (CA)	L 82-98	3500
Points per game	81.0	67.8	* 12/31/11	SAN DIEGO	w 88-52	16369
Scoring margin	+13.3	-	* 01/05/12	at Loyola Marymount	w 73-65	3073
FIELD GOALS-ATT	118-244	87-242	* 01/07/12	SAN FRANCISCO	w 81-56	14823
Field goal pct	.484	.360	* = Conference game			
3 POINT FG-ATT	31-72	28-107				
3-point FG pct	.431	.262				
3-pt FG made per game	7.8	7.0				
FREE THROWS-ATT	57-82	69-98				
Free throw pct	.695	.704				
F-Throws made per game	14.3	17.3				
REBOUNDS	170	142				
Rebounds per game	42.5	35.5				
Rebounding margin	+7.0	-				
ASSISTS	83	50				
Assists per game	20.8	12.5				
TURNOVERS	58	56				
Turnovers per game	14.5	14.0				
Turnover margin	-0.5	-				
Assist/turnover ratio	1.4	0.9				
STEALS	33	29				
Steals per game	8.3	7.3				
BLOCKS	15	9				
Blocks per game	3.8	2.3				
ATTENDANCE	31192	6573				
Home games-Avg/Game	2-15596	2-3286				
Neutral site-Avg/Game	-	0-0				

<b>Score by Periods</b>	<b>1st</b>	<b>2nd</b>	<b>Totals</b>
BYU	153	171	324
Opponents	131	140	271

