

3 BOWL GAME VICTORIES
CURE BOWL: 2019 | 2020
LENDINGTREE BOWL: 2021
8-TIME BIG SOUTH CHAMPIONS



#RiseWithUs
@LibertyFootball
@LibertyFootball
/LibertyFlamesFootball
Football Contact: Todd Wetmore
(434) 841-8974 (Cell)
twetmore@liberty.edu

LIBERTY

6-1
OVERALL



HUGH FREEZE
HEAD COACH

32-12
RECORD AT LIBERTY | 4TH SEASON CAREER RECORD | 12TH SEASON

74-44

BYU

4-3
OVERALL

KALANI SITAKE
HEAD COACH

52-32
RECORD AT BYU | 7TH SEASON CAREER RECORD | 7TH SEASON

52-32

2022 SCHEDULE

	SEPT. 3	AT SOUTHERN MISS Hattiesburg, Miss. ESPN+	W/29-27 4OT
	SEPT. 10	UAB Williams Stadium ESPN+	W/21-14
	SEPT. 17	AT NO. 18 WAKE FOREST Winston-Salem, N.C. ACC Network	L/36-37
	SEPT. 24	AKRON Williams Stadium ESPN+	W/21-12
	OCT. 1	AT OLD DOMINION Norfolk, Va. ESPN+	W/38-24
	OCT. 8	AT UMASS Amherst, Mass. ESPN+	W/42-24
	OCT. 15	GARDNER-WEBB Williams Stadium ESPN+	W/21-20
	OCT. 22	BYU Williams Stadium ESPN	3:30 P.M.
	NOV. 5	AT ARKANSAS Fayetteville, Ark.	TBA
	NOV. 12	AT UCONN East Hartford, Conn. CBS Sports Network	NOON
	NOV. 19	VIRGINIA TECH Williams Stadium	TBA
	NOV. 26	NEW MEXICO STATE Williams Stadium	TBA

LIBERTY STORYLINES

- Liberty (6-1) will play host to fellow FBS Independent BYU (4-3) at Williams Stadium for the first time on Saturday in a nationally-televised matchup on ESPN.
- Winners of four in a row, the Flames will seek their first-ever victory over the Cougars. BYU held off Liberty in Provo by a 31-24 count on Nov. 9, 2019 in the teams' inaugural meeting.
- Liberty's 21-20 Homecoming win over Gardner-Webb last Saturday made the Flames bowl eligible for the fourth straight season. Liberty has joined Marshall and Appalachian State as the only teams to secure bowl eligibility during each of their first four seasons after moving up from FCS to FBS football.
- Liberty's defense has played well this season, as the Flames rank No. 1 nationally in takeaways (18), No. 2 in sacks per game (4.0) and No. 2 in tackles for a loss per game (9.1). The Flames intercepted three passes, recorded five sacks and established a season high with 13 TFLs last week vs. Gardner-Webb.
- RB Dae Dae Hunter rushed for 70 of his team-high 76 yards during the fourth quarter last Saturday, including the game-winning one-yard score with 10:11 to play. The first-year Flame is just 54 yards shy of 1,500 for his career entering the week.
- Johnathan Bennett improved to 3-0 as Liberty's starting QB last Saturday, throwing for a career-high 222 yards against Gardner-Webb. He is one of three Flames (also Charlie Brewer and Kaidon Salter) to start at QB through this season's first seven games.

GAME LIBERTY VS. BYU

8 Lynchburg, Va.
Williams Stadium (25,000)
Saturday, Oct. 22, 2022 | 3:30 P.M. EST



ESPN
Play-by-Play: TBA
Color Analyst: TBA
Sidelines: TBA



LFSN Radio
Play-by-Play: Alan York
Color Analyst: Aaron Stamm
Sidelines/Pregame Host: Nick Pierce

THE MATCHUP



29.7	PPG	32.4
22.6	PPG ALLOWED	30.3
139	1ST DOWNS	151
181.1	RUSH	148.6
223.4	PASS	277.4
404.4	OFFENSE	426.0
340.6	DEFENSE	404.4
29:31	TOP	27:27
+2	TO MARGIN	+2

PLAYER SPOTLIGHT



11 Johnathan Bennett R-Junior QB 53-105, 692 yds 6 TD/6 INT	0 Dae Dae Hunter R-Sophomore RB 98 carries, 612 yds 7 TD	3 Demario Douglas R-Sophomore WR 34 catches, 546 yds 5 TD	7 Mike Smith, Jr. R-Junior LB 50 tackles 6.5 TFL/1 INT	1 Javon Scruggs Senior S 35 tackles 2 TFL/1 INT
--	---	--	---	--

SERIES HISTORY

Overall	BYU leads 1-0
Record at Liberty	0-0
Record at BYU	0-1
Record at Neutral Site	0-0
Current Streak	BYU W1
Last Meeting	BYU won 31-24 in Provo, Utah (11/9/19)
Freeze Record vs. BYU	0-1



16	17	18	19	20	21	22
SUNDAY Practice TBA No Media Interviews	MONDAY Players' Day Off No Practice Media Availability 11 a.m. - Head Coach Hugh Freeze 11:30 a.m. - Co-Def. Coord. Josh Aldridge 11:45 a.m. - Select Players	TUESDAY Practice 9-11 a.m. Open Practice to Media 9 a.m. Periods #1 through #4 Post Practice Interviews with Select Players & Assistant Coaches 11 a.m.	WEDNESDAY Practice 9-11 a.m. No Media Interviews	THURSDAY Practice 10-11:30 a.m. Media Availability 11:30 a.m. - Head Coach Hugh Freeze	FRIDAY Walk-Thru No Media Interviews	SATURDAY Gameday Liberty vs. BYU Williams Stadium 3:30 p.m. Eastern Post Game Coach Freeze is available following the game. Players will follow after Coach Freeze.

LIBERTY UNIVERSITY INFORMATION

School	Liberty University
Location	Lynchburg, Va.
Founded	1971
Enrollment	15,000
President	Dr. Jerry Prevo
Director of Athletics	Ian McCaw
Founder	Dr. Jerry Falwell
Affiliation	NCAA Division I Football Bowl Subdivision
Nickname	Flames
Mascot	Sparky
Colors	Red, White, & Blue
Conference	Independent (Conference USA in 2023)
Athletics Website	LibertyFlames.com
Official Athletics Twitter	@LibertyFlames
Official Athletics Facebook	LibertyFlamesAthletics
Official Athletics Instagram	@LibertyFlames
Official Football Twitter	@LibertyFootball
Official Football Instagram	@LibertyFootball

LIBERTY FOOTBALL COACHING STAFF

Hugh Freeze	Head Coach
Kent Austin	Co-Offensive Coordinator/QB
Maurice Harris	Co-Offensive Coordinator/WR
Ben Aigamaua	Assistant Coach/TE
Bruce Johnson	Assistant Coach/RB
Chris Klenakis	Assistant Coach/OL
Josh Aldridge	Co-Defensive Coordinator/LB
Jack Curtis	Co-Defensive Coordinator/S
Darius Eubanks	Assistant Coach/DB
Jeremy Garrett	Assistant Coach/DL
Tanner Burns	Special Teams Coordinator/OLB
Dominic Studzinski	Strength and Conditioning Coach
Matt Bevins	Assistant AD/Chief of Staff
CJ Holden	Assistant AD for Football Operations
Cullen Casey	Graduate Assistant - Offense
Michael Chorowicz	Graduate Assistant - Offense
De'Von Brown	Graduate Assistant - Defense
Malik Slater	Graduate Assistant - Defense

MEDIA INFORMATION

The Liberty Athletics Department is served by an athletics communications office staff that works diligently to promote the individual and team accomplishments of student-athletes, coaches, and staff. The office members handle all sport and department communications and media relations needs and work to serve the working media.

Credentials

Requests for single-game credentials should be made at least 48 hours prior to the requested game. Liberty Athletics has started using the Sports Systems credential request system. Please email Todd Wetmore, Associate AD for Communications (twetmore@liberty.edu) for a link to apply for a credential. Due to space limitations, credentials will be issued to full-time journalists from media outlets that cover Liberty Athletics regularly and substantially or to representatives who regularly and customarily perform services for that outlet.

Work-Related Equipment Bags

Members of the media will be allowed to bring work-related equipment bags (laptop computers, radio/TV broadcast equipment, still and video cameras, etc.) through the Media entrance near the East Ticket Booth. Work-related equipment bags may be searched by Williams Stadium security.

Postgame Interviews

Liberty Football will return to in-person interviews following both home and away games during the 2022 season. A virtual option will also be available to the media for those who are unable to attend the in-person media session. For home games, postgame interviews are held on the first floor of the Liberty Football Center. Todd Wetmore, Liberty Associate AD for Communications, will ask for requests during the fourth quarter of the contest.

Parking

Liberty University has designated the Pink Lot on University Blvd. (located in front of the LaHaye Ice Center) as reserved media parking for home football games in 2022. Please contact the Liberty Athletics Communications Office to obtain a digital parking pass and information on how to access the lot on game day.

Photographers

Liberty University strictly enforces a photo credential approval policy designed to best allocate working credentials for photographers to maximize coverage in a safe, professional working environment. Unfortunately, it is not possible to accommodate all requests. Due to limited space, credentials will generally not be issued to freelance photographers without a specific assignment received in writing from the assigning organization. Photographers are to stay behind the white line that surrounds the playing field and are not allowed in the team box on either sideline at Williams Stadium and are prohibited from going on the field at any time. A photo/video workroom is available inside the Liberty Football Center for media outlets to use on game day to process their photo/video content.

CollegePressBox.com

CollegePressBox.com is the official media website for Division I football. Access and download weekly game notes, quotes, statistics, media guides, headshots, logos, and more for each conference and its member schools. Register for access at CollegePressBox.com/register.

FBS INDEPENDENTS

	W	L	Pct.
Liberty	6	1	.857
BYU	4	3	.571
Notre Dame	3	3	.500
UConn	3	5	.375
Army	2	4	.333
New Mexico State	2	5	.286
UMass	1	6	.143

Thursday, Sept. 29

BYU 38, Utah State 26

Saturday, Oct. 1

Georgia State 31, Army 14
Eastern Michigan 20, UMass 13

UConn 19, Fresno State 14

Liberty 38, Old Dominion 24

FIU 21, New Mexico State 7

Saturday, Oct. 8

Liberty 42, UMass 24

UConn 33, FIU 12

Notre Dame 28, BYU 20

Wake Forest 45, Army 10

Saturday, Oct. 15

Army 42, Colgate 17

Buffalo 34, UMass 7

Ball State 25, UConn 21

Liberty 21, Gardner-Webb 20

Arkansas 52, BYU 35

Stanford 16, Notre Dame 14

New Mexico State 21, New Mexico 9

Saturday, Oct. 22

ULM at Army Noon

UNLV at Notre Dame 2:30 pm

BYU at Liberty 3:30 pm

San Jose St. at N.M. St. 6:00 pm

Friday, Oct. 28

East Carolina at BYU 8:00 pm

Saturday, Oct. 29

Boston College at UConn Noon

New Mexico St. at UMass 3:30 pm

Notre Dame at Syracuse TBA

Friday, Nov. 4

UMass at UConn 7:00 pm

Saturday, Nov. 5

Air Force at Army 11:30 am

Clemson at Notre Dame 7:30 pm

Liberty at Arkansas TBA

BYU at Boise State TBA

Saturday, Nov. 12

Liberty at UConn Noon

Notre Dame at Navy Noon

Army at Troy 3:30 pm

Lamar at New Mexico St. 4:00 pm

UMass at Arkansas St. TBA

"4 DOWNS" WITH BYU

1

Liberty's first time hosting BYU will mark the first time a team from Utah has ever visited Williams Stadium. The Flames will be seeking their first-ever victory over the Cougars. Liberty has already recorded its inaugural triumph against one opponent (Akron) this season. Liberty ranks No. 1 nationally in takeaways (18), while BYU has only turned it over five times all season.

2

Saturday's game will match up the only two FBS Independents with records above .500 at this point of the season. All seven of Liberty's victories against FBS Independents have come against two teams (UMass - 4 and New Mexico State - 3). Liberty is receiving votes in both Top 25 polls for the first time since Sept. 19, 2021. The Flames have welcomed 20,000+ fans to Williams Stadium twice this season, tying the program record from 2014 and 2015.

3

Liberty has won its first three home games of the season, improving to 18-3 at Williams Stadium under Hugh Freeze and 23-4 since joining the FBS ranks in 2018. The Flames have used three different starting quarterbacks this season (Charlie Brewer, Kaidon Salter and Johnathan Bennett) for the first time since 2005 (Brock Farrel, Zach Terrell and Brock Smith).

4

The Flames are appearing on ESPNU at home for the fourth time in program history and the first time since Nov. 20, 2021 vs. Louisiana. Liberty's first-ever appearance on the network came Nov. 9, 2019 at BYU. Saturday marked Liberty's first win when trailing entering the fourth quarter since Sept. 26, 2020 vs. FIU.

LAST MEETING WITH BYU

NOV. 9, 2019

BYU 31, LIBERTY 24

PROVO, UTAH (LAVELL EDWARDS STADIUM)

- BYU scored 17 unanswered points to close out the first half and take the lead for good in its first-ever meeting with Liberty.
- Both teams got strong QB play, as BYU's Baylor Romney was 23-of-33 for 262 yards and 3 TDs while Liberty's Stephen Calvert was 27-of-45 for 303 yards and 3 TDs.
- Antonio Gandy-Golden hauled in 10 of Calvert's passes for 162 yards and a score.
- BYU's Micah Simon caught seven passes for 91 yards and a TD and also threw a 44-yard TD pass.

ON THIS DATE: Liberty is 4-3 all-time when playing on Oct. 22.

Season	Site	LU Coach	W/L/T	Score	Opponent	Opp. Coach
1977	Home	Tom Dowling	W	26-9	St. Paul's	Unknown
1983	Home	Tom Dowling	L	24-48	Delaware State	Joe Purzycki
1988	Home	Morgan Hout	L	35-36	Western Illinois	Bruce Craddock
1994	Home	Sam Rutigliano	W	37-12	Catawba	J.D. Haglan
2005	Home	Ken Karcher	L	21-27	Coastal Carolina	David Bennett
2011	Away	Danny Rocco	W	38-16	Charleston Southern	Jay Mills
2016	Home	Turner Gill	W	52-28	Monmouth	Kevin Callahan

A LIBERTY WIN WOULD...

- Even the all-time series between Liberty and BYU at 1-1.
- Enable the Flames to record their first five-game winning streak since Liberty won five in a row spanning Nov. 27, 2020 and Sept. 18, 2021.
- Mark the fourth time in program history Liberty has started a season 7-1 or better through eight games (also 8-0 in 2020 and 7-1 in 1997 and 2008).
- Guarantee the Flames a .500 record or better for the 17th consecutive season, extending a streak which began in 2006.
- Boost Hugh Freeze's coaching record with the Flames to 33-12, tying him with Tom Dowling (33-38-2, 1977-83) for fourth place on Liberty's all-time wins list.
- Give the Flames a 14-2 record in October under Hugh Freeze, including a 4-0 mark this season. It would wrap up the eighth perfect October in program history (also 1982, 1995, 2009, 2010, 2011, 2016, 2020).



2022 UNIFORM TRACKER

The Liberty football program is outfitted by Nike and has 27 different helmet/jersey/pants combinations to choose from during the 2022 season.

Opponent	Helmet	Jersey	Pants
Southern Miss	White	White	White
UAB	White	Blue	Blue
Wake Forest	Red	White	White
Akron	Red	Red	Red
Old Dominion	Red	White	Blue
UMass	Blue	White	White
Gardner-Webb	Blue	Blue	White
BYU			
Arkansas			
UConn			
Virginia Tech			
New Mexico State			



MILESTONE WATCH

2: WR Demario Douglas has recorded a pair of games with two TD receptions this season (at Southern Miss, at Wake Forest). If he catches a pair of TD passes on Saturday, Douglas would become the first Flame with three games of 2+ receiving TDs in a single season since Antonio Gandy-Golden (3 in 2018).

5: S Robert Rahimi's next interception will be No. 5 of the season. The last Flame with five picks in a year was Tyrin Holloway, who intercepted five passes in 2016. Rahimi's four interceptions this season are the most by a Flame at the FBS level.

40/54: RB Dae Dae Hunter needs 40 rushing yards to set a new career high of 652 yards in a season, eclipsing the 651 yards he posted for Hawaii a year ago. Hunter is 54 yards away from rushing for 1,500 yards in his career.

LIBERTY FOOTBALL BY THE NUMBERS

2: Liberty and Appalachian State are the only two teams to win bowl games during each of their first three seasons of bowl eligibility following a transition from the FCS to the FBS. Liberty was the champion of the 2019 and 2020 Cure Bowls and won the 2021 LendingTree Bowl.

5: Liberty is one of five teams to win a bowl game during each of the last three seasons (2020-22), joining Alabama, Georgia, Kentucky and Louisiana.

5: The 2022 season is Liberty's fifth as an FBS member, following 30 seasons of competition at the FCS (1-AA) level.

8: Liberty won eight Big South Conference titles (2007, 2008, 2009, 2010, 2012, 2013, 2014, 2016).

9: Nine Flames have been selected in the NFL Draft. Most recently, Malik Willis was taken by Tennessee in the third round of the 2022 Draft.

9: Hugh Freeze is Liberty's ninth head coach in program history.

10: Liberty has won a program-record 10 games twice, going 10-2 in 2008 and 10-1 in 2020.

10: Ten Flames have been named CoSIDA Academic All-Americans.

16: The Flames have posted a .500 or better record for 16 consecutive years, going 126-67 since the start of the 2006 season.

23: 23 members of this year's team have completed bachelor's degrees and are currently working toward master's degrees.

50: The 2022 campaign is Liberty's 50th football season.

25,000: The seating capacity of Williams Stadium was expanded to 25,000 for the 2018 season.

BATTLE FOR INDEPENDENTS

Saturday's game is the second of four games on Liberty's schedule against fellow FBS Independents. Liberty beat UMass 42-24 on Oct. 8, and faces UConn and New Mexico State later this season.

Since joining the FBS, Liberty is 7-4 against Independents, including 4-1 against UMass, 3-1 versus New Mexico State, 0-2 against Army and 0-1 versus BYU. Liberty is 4-1 during that span at home against FBS Independents.

This will be Liberty's last year as an independent, as the Flames will join Conference USA on July 1, 2023. BYU will join the Big 12 that same day.

UTAH 1ST

BYU will be the first team from Utah to play inside Williams Stadium.

Following Saturday's game, Utah will be the 29th state which has had a football team play at Williams Stadium.

Incidentally, when Liberty played at BYU in 2019, Utah became the 29th different state that the Flames have played a game in during program history.

1,000 MILE CLUB

Liberty is 7-1 all-time when a team travels more than 1,000 miles to play at Williams Stadium.

Below is a summary of the Flames' previous home matchups against teams traveling 1,000+ miles.

Sept. 15, 1990 - Liberty 35, Texas State 22
Nov. 1, 1997 - Liberty 49, Cal Poly 32
Sept. 19, 2015 - Liberty 31, Montana 21
Sept. 22, 2018 - North Texas 47, Liberty 7
Oct. 20, 2018 - Liberty 48, Idaho State 41
Nov. 24, 2018 - Liberty 28, New Mexico State 21
Sept. 28, 2019 - Liberty 17, New Mexico 10
Nov. 30, 2019 - Liberty 49, New Mexico State 28

BOWLING

At 6-1, Liberty is bowl eligible for the fourth year in a row, joining Marshall (1997-2002) and Appalachian State (2015-present) as the only teams to become bowl eligible in each of their first four seasons since transitioning from the FCS to FBS.

Liberty has two more wins than any other FBS Independent so far this season, as BYU is 4-3. No team on Liberty's 2022 schedule has reached bowl eligibility yet, although Wake Forest is one win away at 5-1.

DEFENSE

Last year, Liberty ranked 118th in FBS football with 11 total takeaways all season. The Flames lead the nation with 18 takeaways this season. Liberty also ranks second in both sacks per game (4.0) and tackles for loss per game (9.1).

On the flip side, BYU is ranked 12th in the nation in fewest giveaways, losing two fumbles and three interceptions. BYU has just seven takeaways this season.

CHANGING SIDELINES

Current Liberty redshirt junior TE Bentley Hanshaw played in one game for BYU during the 2020 season.

This will be the second time this season that a Liberty player will face his former team.

Current Liberty redshirt senior DT Dennis Osagiede played his first two seasons (2018-19) at UMass before transferring to Stephen F. Austin. In his first season as a Flame this year, Osagiede posted two tackles for a loss, including 1.5 sacks, on Oct. 8 at UMass.

CONNECTIONS

Current Liberty redshirt sophomore RB Dae Dae Hunter and redshirt senior RB T.J. Green both played at Chandler High School in Chandler, Ariz., as did BYU freshman K Cash Peterman, freshman QB Jacob Conover, senior WR Gunner Romney and freshman LB Tate Romney.

BYU assistant head coach Ed Lamb (2005-07) and Liberty RB coach Bruce Johnson (2001) both coached at the University of San Diego.

BYU LB Coach Kevin Clune (2018-19 - LB) and Liberty co-defensive coordinator Jack Curtis (2009 - S) both coached at Memphis.

HISTORY VS. BYU

Current Liberty redshirt senior T.J. Green rushed eight times for 45 yards and caught one pass for six yards for Utah in a 35-27 win over BYU on Nov. 24, 2018.

Current Liberty redshirt senior Charlie Brewer started for Utah in last year's 26-17 BYU win over the Utes. Brewer completed 15-of-26 passes for 147 yards, with one touchdown and one interception. He also ran four times for 20 yards.

Current Flames Noah Frith (WR), Javon Scruggs (S), TreShaun Clark (DE), Aidan Alves (P) and Austin Mock (LS) all started in Liberty's last meeting against BYU, Nov. 9, 2019.

ONE-POINT NOTES

Liberty's only loss this season was a 37-36 setback at Wake Forest. The Flames are one of three FBS teams whose only loss this season came by just one point. Liberty's last one-point loss before 2022 was its only loss of the 2020 season, a 15-14 setback at NC State.

South Alabama (5-1) lost 32-31 at UCLA on Sept. 17, while USC (6-1) dropped a narrow 43-42 decision at Utah on Saturday night.

Liberty posted its eighth one-point win in program history, last Saturday against Gardner-Webb (21-20), its first since beating Indiana St., 42-41, Sept. 16, 2017.

COMMON OPPONENT

BYU dropped a 52-35 decision to Arkansas on Saturday night in Provo. The Flames will have a bye week after facing BYU, and will head to Fayetteville, Ark., to take on the Razorbacks on Nov. 5. Arkansas is the only common opponent for Liberty and BYU this season.

LIBERTY'S RECORD WHEN ...

	2022	Freeze at LU
Home	3-0	18-3
Road	3-1	11-9
Neutral	0-0	3-0
August	0-0	0-1
September	3-1	11-3
October	3-0	13-2
November	0-0	5-6
December	0-0	3-0
Afternoon	2-0	17-5
Night	4-1	15-7

VERSUS FBS TOP 25

Home	0-0	0-2
Road/Neutral	0-1	1-2

RECORD WHEN SCORING ...

< 20 points	0-0	1-6
20-29 points	4-0	8-4
30-39 points	1-1	9-2
40+ points	1-0	14-0

RECORD WHEN ALLOWING ...

< 20 points	2-0	16-1
20-29 points	4-0	11-3
30-39 points	0-1	4-5
40+ points	0-0	1-3

RECORD WHEN ...

Margin 1-3 pts.	2-1	5-4
Margin 4-7 pts.	1-0	5-1
Scoring 1st	3-0	22-3
Opp. scores 1st	3-1	10-9
Leading after 1Q	2-0	23-1
Trailing after 1Q	2-1	3-6
Leading at half	5-0	27-1
Trailing at half	0-1	2-9
Leading after 3Q	4-1	29-2
Trailing after 3Q	1-0	2-10
Playing OT	1-0	2-0
Outrushing opp.	4-1	24-3
Being outrushed	2-0	8-9
Outpassing opp.	3-0	19-8
Being outpassed	3-1	12-4
Scoring D/ST TD	0-0	5-0
+ TO margin	2-0	12-2
- TO margin	1-1	7-10
Winning TOP	1-1	17-3
Losing TOP	5-0	15-9
White helmets	2-0	9-8
Blue helmets	2-0	11-2
Red helmets	2-1	12-2
White uniform tops	3-1	13-9
Blue uniform tops	2-0	9-1
Red uniform tops	1-0	10-2
White pants	3-1	13-7
Blue pants	2-0	10-4
Red pants	1-0	9-1

Trends/Streaks

- Liberty has won eight or more games each of its first three seasons under head coach Hugh Freeze and 13 times total in program history (2019: 8-5; 2020: 10-1; 2021: 8-5).
- The Gardner-Webb win extended Liberty's Homecoming winning streak to four games in a row and moved the Flames to 31-14 all-time in Homecoming games.
- The Flames' last five-game win streak spanned the end of the 2020 and the beginning of the 2021 seasons, including a win over No. 9 Coastal Carolina in the 2020 Cure Bowl.
- The BYU game marks the first back-to-back home games on Liberty's 2022 schedule. The Flames will also close out the regular season with consecutive home games against Virginia Tech (Nov. 19) and New Mexico State (Nov. 26).
- This is the fifth time in program history Liberty has started a season 6-1 or better through seven games (also 7-0 in 2020; 6-1 in 1989, 1997 and 2008).

Offense

- The Flames are 3-0 at home this season, winning all three home games while scoring exactly 21 points (21-14 over UAB, 21-12 over Akron and 21-20 over Gardner-Webb).
- Liberty finished the Gardner-Webb game with a season-low 61 total offensive plays and 315 total offensive yards (5.2 yards per play).
- Liberty has averaged 5.0 yards per play or better in six out of seven games this year (4.8 yards per play against Akron) and is averaging 5.8 yards per play this season.
- Liberty has surpassed 400 total offensive yards in 29-of-43 games under head coach Hugh Freeze (67.4 percent).
- During its four seasons under head coach Hugh Freeze, Liberty has averaged 446.8 total offensive yards per game (19,213 yards in 43 games). Liberty is averaging 404.4 total offensive yards through seven games in 2022.
- The Flames scored late in the first quarter against Gardner-Webb, taking a 7-0 on a 7-yard TD reception from TE Jerome Jackson. Liberty has failed to score in the first quarter four out of seven games in 2022.
- Liberty finished the Gardner-Webb game with a season-low 93 rushing yards on 29 rushing attempts. Liberty amassed 79 of its rushing yards during the fourth quarter on 10 carries.
- Liberty missed rushing for 200+ yards for the third time in 2022 by six yards, finishing the UMass game with 194 yards on a season-high 49 rushing attempts. Liberty is averaging 181.0 rushing yards per game in 2022.
- Liberty scored two rushing touchdowns against Gardner-Webb and has had multiple rushing touchdowns in five out of seven games in 2022.
- During its four seasons under head coach Hugh Freeze, Liberty has averaged 256.4 passing yards per game (11,025 yards in 43 games). The Flames finished the Gardner-Webb game with 222 passing yards and one touchdown.
- The Flames finished the UMass game scoring a season-high 42 points. Liberty has scored 35 or more points in 23 of Liberty's 43 games under head coach Hugh Freeze (53.5).
- Liberty finished the Gardner-Webb game committing three giveaways (2 INTs, 1 fumble). Despite Liberty holding a +2 turnover margin in 2022 (18 turnovers gained, 16 turnovers lost), the Flames opponents have outscored Liberty 55-27 in points off turnovers.
- Liberty has lost the time of possession battle in six out of

seven games in 2022. Gardner-Webb finished with a 34:27 to 25:33 TOP edge over Liberty, including a 31:54 to 14:06 advantage through the first three quarters.

- Gardner-Webb tied an opponent season high with five sacks (Wake Forest also had five sacks). Liberty ranks No. 116 in the country in sacks allowed (3.29 per game).
- Liberty has struggled to take care of the ball through the air in 2022, as the Flames rank No. 125 in the country in passes intercepted (11).

Defense

- After finishing 2021 ranked No. 118 in the country with 11 turnovers gained, Liberty's defenders have already surpassed that number through seven games in 2022 (18).
- Liberty currently leads the country in turnovers gained with 18 (10 INTs, 8 fumbles recovered).
- After allowing an opponent season-high 415 yards at Old Dominion, Liberty has limited its last two opponents to a combined 558 total offensive yards on 135 plays – 4.1 yards per play average (57 plays/233 yards vs. UMass; 78 plays/325 yards vs. Gardner-Webb).
- Liberty has finished the last two seasons ranked No. 11 in the country in total defense – 317.7 total offensive yards allowed per game in 2020 and 320.2 in 2021. Liberty is allowing 340.6 yards per game in 2022.
- Liberty also ranked inside the top 25 in the country in scoring defense each of the last two seasons – 2020: No. 22 (20.5 points per game allowed) and 2021 (21.5 points per game allowed). Liberty ranks No. 42 nationally in 2022, allowing 22.6 points per game).
- Liberty has allowed an opponent to surpass the 300-passing yard mark five times during four seasons under head coach Hugh Freeze (2019: BYU – 306, Maine – 456; 2020: Coastal Carolina – 318; 2021: Ole Miss – 324; 2022: Wake Forest – 325).
- UMass finished the game converting on just 1-of-14 third-down plays. After Gardner-Webb converted on 5-of-14 third-down play, Liberty currently ranks No. 16 in the country in third-down conversion defense (30.5 percent).
- Liberty has tallied 11 sacks in its last two games (6 vs. UMass and 5 vs. Gardner-Webb). The Flames currently rank No. 2 in the country in team sacks (4.00 per game).
- The Flames finished the Gardner-Webb game with a season-high 13.0 tackles for a loss (43 yards). Liberty is ranked No. 2 in the country in tackles for a loss (9.1 per game).
- After ranking No. 11 in the country in red zone defense in 2021 (72.5 scoring percentage), the Flames have continued the trend in 2022. Liberty currently ranks No. 26 in the country in stat category (75.9 percent/scoring on 22-of-29 drives in the red zone).

Special Teams

- Demario Douglas, a 2020 FWAA Freshman All-American, returned a punt 72 yards for a touchdown against North Texas in 2021, his second career punt return for a score.
- Jerome Jolly, Jr., blocked a punt out of the back of the end zone against Wake Forest, marking the first Flame to block a punt since Treon Sibley against ULM, Oct. 10, 2020.
- P Aidan Alves has pinned the opponents inside the 20-yard line 14 times on 37 punts in 2022 (37.8 percent), including three-straight games having a punt downed at the one-yard line (Akron, ODU and UMass).

WATCH LISTS

- #3 WR Demario Douglas**
2022 Paul Hornung Award
- #11 DL Durrell Johnson**
2023 Senior Bowl
- #16 QB Charlie Brewer**
2022 Johnny Unitas Golden Arm Award
- #41 LS Austin Mock**
2022 Patrick Mannelly Award
- #46 P Aidan Alves**
2022 Ray Guy Award
- #55 OL Brendan Schlittler**
2022 Outland Trophy
- #77 OL Cooper McCaw**
2022 Earl Campbell Tyler Rose Award
2022 William V. Campbell Trophy Award semifinalist

COLLEGE GRADUATES

23 members of this year's team have already earned collegiate degrees.

Aidan Alves
Jacob Bodden
Michael Bollinger
Charlie Brewer
Brody Brumm
Khaleb Coleman
Daniel Darko
Tyren Dupree
Noah Frith
X'Zauvea Gadlin
Jonathan Graham
Jerome Jackson
Durrell Johnson
John Kourtis
Jaivian Lofton
Cooper McCaw
Austin Mock
Dennis Osagiede
Brendan Schlittler
Javon Scruggs
Caleb Snead
Juawan Treadwell
Naasir Watkins

ACTIVE LEADERS

Two of Liberty's newest players found themselves in elite company before even taking a snap with the Flames.

Liberty redshirt senior QB Charlie Brewer racked up 10,184 passing yards, 68 passing touchdowns, 11,239 yards of total offense and 90 total touchdowns between his time at Baylor and Utah.

He ranks in the top 10 among active FBS quarterbacks in passing attempts (3rd), completions (4th), passing yards (4th) and total offense (5th).

Liberty redshirt senior WR Caleb Snead totaled 2,431 receiving yards and 25 receiving touchdowns during a standout career at Campbell.

Snead is sixth among all active FBS players in career receiving touchdowns.

WINNING TRADITION CONTINUES IN 2021

Liberty won six or more games every year from 2006 through 2021.

Liberty is one of just seven Division I football teams to win six or more games each of the last 16 seasons. Ohio State would qualify, but vacated wins during that stretch.

Liberty joins Alabama, Clemson, Georgia, Oklahoma and Oklahoma State as the only six FBS teams to win six or more games each of the last 16 years. Former FCS power James Madison, now a member of the Sun Belt Conference, is also on the list.

GOOD COMPANY



Liberty is one of just five FBS teams in the country to have won a bowl game each of the last three seasons, joining Alabama, Georgia, Kentucky and Louisiana.

The Flames captured Cure Bowl titles during each of their first two seasons of full bowl eligibility (2019 and 2020) before triumphing in the 2021 LendingTree Bowl.

Liberty has posted eight or more wins during each of the last three years, marking just the second time in program history the Flames have recorded three consecutive eight-win seasons (also 2007-10).

GOOD COMPANY PART 2

With its win at North Texas on Oct. 23, 2021, Liberty became bowl eligible for the third time in as many seasons as a full FBS member. The Flames are a perfect 3-0 in bowl games so far, putting them in select company.

Liberty is the third current FBS team to become bowl eligible in each of its first three seasons since transitioning from the FCS to FBS.

Marshall made bowl appearances each year from 1997-02, while Appalachian State has appeared in a bowl every season since joining the FBS in 2015.

Appalachian State has not only made a bowl appearance every year since 2015, but the Mountaineers won their first six bowl appearances since transitioning to FBS before falling to Western Kentucky in the 2021 Boca Raton Bowl.

#CREATEDEQUALLY



Liberty Athletics stands committed to the mission of Training Champions for Christ, who will be leaders in creating positive change in our great country.

As part of this commitment, Liberty Athletics has launched the #CreatedEqually initiative. This effort is to unite the department and Flames Nation around a shared commitment of love, equality and unity.

The #CreatedEqually campaign is based upon the Biblical verse of Acts 17:26 'From one man he made all the nations, that they should inhabit the whole earth; and he marked out their appointed times in history and the boundaries of their lands.'

Beginning with the 2020-21 athletics season, and continuing to the present day, Liberty's student-athletes will wear #CreatedEqually decals and patches on their uniforms. The #CreatedEqually logo debuted on helmet decals in Liberty's nationally televised football game on ESPN at Western Kentucky, Sept. 19, 2020.

SUCCESS BY DEGREES

A total of 23 current Flames have already earned college degrees and are currently pursuing graduate degrees. Among them, Brendan Schlittler earned a pair of bachelor's degrees before proceeding to graduate studies. The full list of the Flames' graduates may be found on the left column of this page.

Among FBS football programs, only Nebraska (26) features more college graduates on its 2022 roster. Liberty is tied with Rice for second nationally in the category.

ESPN AGREEMENT

Liberty Athletics and ESPN reached a five-year extension for the exclusive media rights to Liberty's home football games, beginning with the 2021 season through 2025.

Liberty inked its first football media rights agreement with ESPN in 2018 during the Flames' first season at the FBS level.

This new agreement ensures that all Liberty home football games will air on an ESPN platform while guaranteeing that one game each year will air on an ESPN linear network. ESPN also has the right to choose a non-traditional day (non-Saturday) for a second linear network telecast, with all remaining games distributed on an ESPN digital platform.

During Liberty's historic 2020 season, ESPN elevated three of the Flames' six home telecasts to linear networks (Sept. 26 vs. FIU on ESPN2, Oct. 10 vs. ULM on ESPN2 and Nov. 14 vs. Western Carolina on ESPN2).

This new multi-year agreement is coterminous with Liberty's bowl agreement with ESPN Events, which runs through the 2025 season.

LIBERTY JOINS CONFERENCE USA IN 23-24

Liberty announced a new direction for its athletics department, as conference membership for its athletics programs will move to Conference USA, starting with the 2023-24 athletics season.

Conference USA will be the all-sports conference for Liberty Athletics, including the Flames' football team that has competed as an FBS independent program since moving up to the FBS level in 2018.

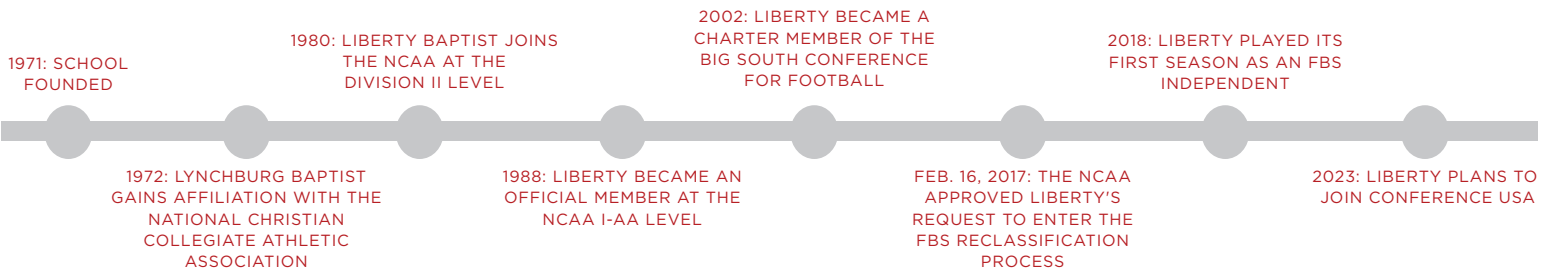
Conference USA also announced the addition of three other new members: Jacksonville State University (Jacksonville, Ala.), New Mexico State University (Las Cruces, N.M.) and Sam Houston State University (Huntsville, Texas).

Liberty announced its move to Conference USA following its most successful year in athletics department history.

Liberty finished the 2020-21 athletics season with an overall winning percentage of 70.5 percent (220-90-7), while winning 10 conference championships and a bowl game.

CONFERENCE USA QUICK FACTS

Abbreviation:	C-USA
Founded:	1995
Headquarters:	Dallas, Texas
Number of Championships Sponsored:	18
Number of States Represented:	8
States:	Alabama, Florida, Kentucky, Louisiana, New Mexico, Tennessee, Texas, Virginia
Schools Added in 2023-24:	4
Schools:	Jacksonville State, Liberty, New Mexico State, Sam Houston State





FLAMES CENTRAL: BEN AIGAMAUA



TE coach Ben Aigamaua has endured many challenges in his life, including the news of a daughter with Down syndrome. Through it all he has become a better father and a better coach.

FLAMES CENTRAL: KENDY CHARLES



After surviving the 2010 Haiti earthquake, DL Kendy Charles and his mother came to the U.S. to try to find their way. Football helped him assimilate, and eventually led him to Liberty University.

ADDITIONAL FLAMES CENTRAL STORIES

- QB Johnathan Bennett: One of the best leaders on the team
- QB Johnathan Bennett: My Moment: LendingTree Bowl
- DT Kendy Charles: Out of the office and at the sewing machine
- Co-DC/Safeties Coach Jack Curtis: Getting to know
- S Daniel Darko: Out of the office and in the barber chair
- WR Demario Douglas: My Moment: North Texas 2021
- Head Coach Hugh Freeze: Out of the office and onto the golf course
- Running Backs Coach Bruce Johnson: A father. A coach. A leader.
- Associate HC/Strength Coach Dom Studzinski: Training vision
- Asst. Strength Coach Chris Terry: Strength following tragic losses
- LB Aakil Washington: Quiet on the field, but still making noise
- QB Malik Willis: Former standout QB's now with the Tennessee Titans
- WR CJ Yarbrough: A year away from the game provides new meaning
- DT Khristian Zachary: Fireside series with 'The Rev'
- In the Fire: UAB Game Week with Head Coach Hugh Freeze
- In the Fire: Akron Game Week with DB Coach Darius Eubanks



↑ SCAN QR CODE
TO WATCH
THESE VIDEOS



ESPN+
Flames Central airs on
ESPN+ Fridays at
2:30 p.m. EST.

FLAMES CENTRAL: TRESHAUN CLARK



A freak injury left DE TreShaun Clark questioning if he ever wanted to play football again. A mother's encouragement would be the push to get him back on the field.

FLAMES CENTRAL: JAVON SCRUGGS



The story of S Javon Scruggs and his journey from nearby Appomattox, Va. to joining his hometown team on the Mountain.

FLAMES CENTRAL: CJ DANIELS



The story of WR CJ Daniels, his mother, and how her test with epilepsy turned into a testimony.

FLAMES CENTRAL: HUGH FREEZE



Take a trip back to Liberty Football Head Coach Hugh Freeze's childhood home and see where his love of football began.



Flames Central is a weekly sports program featuring in-depth stories relating to Liberty Athletics and the intersection of faith and sports.

To watch Flames Central's feature stories,
visit: www.libertyflamescentral.com

AP TOP 25 POLL

Rank	Team	Points	Previous	Record
1	Georgia (31)	1,530	1	7-0
2	Ohio State (17)	1,509	2	6-0
3	Tennessee (15)	1,474	6	6-0
4	Michigan	1,384	5	7-0
5	Clemson	1,336	4	7-0
6	Alabama	1,232	3	6-1
7	Ole Miss	1,173	9	7-0
8	TCU	1,166	13	6-0
9	UCLA	1,048	11	6-0
10	Oregon	953	12	5-1
11	Oklahoma State	913	8	5-1
12	Southern California	861	7	6-1
13	Wake Forest	790	14	5-1
14	Syracuse	751	18	6-0
15	Utah	715	20	5-2
16	Penn State	629	10	5-1
17	Kansas State	599	17	5-1
18	Illinois	433	24	6-1
19	Kentucky	414	T-22	5-2
20	Texas	368	T-22	5-2
21	Cincinnati	321	21	5-1
22	North Carolina	210	NR	6-1
23	NC State	155	15	5-2
24	Mississippi State	150	16	5-2
25	Tulane	115	NR	6-1

Others receiving votes: Purdue 95, LSU 87, UCF 13, South Carolina 13, Kansas 12, James Madison 6, Oregon State 6, Maryland 5, South Alabama 4, **Liberty 2**, **Arkansas 1**, Minnesota 1, Florida State 1.

AFCA COACHES TOP 25 POLL

Rank	Team	Points	Previous	Record
1	Georgia (43)	1,550	2	7-0
2	Ohio State (17)	1,511	3	6-0
3	Michigan (1)	1,411	4	7-0
4	Tennessee (2)	1,408	8	6-0
5	Clemson	1,351	5	7-0
6	Alabama	1,236	1	6-1
7	Ole Miss	1,210	9	7-0
8	TCU	1,089	15	6-0
9	Oregon	1,000	11	5-1
10	UCLA	995	12	6-0
11	Oklahoma State	868	7	5-1
12	USC	852	6	6-1
13	Wake Forest	823	14	5-1
14	Syracuse	738	18	6-0
15	Utah	663	19	5-2
16	Penn State	653	10	5-1
17	Kansas State	637	16	5-1
18	Kentucky	450	22	5-2
19	Cincinnati	370	21	5-1
20	Illinois	341	NR	6-1
21	Texas	336	24	5-2
22	North Carolina	236	25	6-1
23	NC State	232	13	5-2
24	Mississippi State	212	17	5-2
25	Tulane	83	NR	6-1

Others receiving votes: Louisiana State 51; Central Florida 33; Kansas 30; South Carolina 24; Purdue 23; Maryland 15; **Liberty 12**; Washington 9; Baylor 7; Coastal Carolina 5; Pittsburgh 4; South Alabama 3; **Arkansas 3**; Texas-San Antonio 1.

LIBERTY IN THE FBS TOP 25

2020 Season			2021 Season			2022 Season		
Week	Coaches Poll	AP Poll	Week	Coaches Poll	AP Poll	Week	Coaches Poll	AP Poll
Preseason	--	--	Preseason	RV (68)	RV (36)	Preseason	--	--
Week 3 (Sept. 14)	--	--	Week 1 (Sept. 6)	RV (78)	RV (57)	Week 1 (Sept. 6)	--	--
Week 4 (Sept. 21)	--	--	Week 2 (Sept. 12)	RV (63)	RV (52)	Week 2 (Sept. 11)	--	--
Week 5 (Sept. 28)	--	--	Week 3 (Sept. 19)	RV (80)	RV (56)	Week 3 (Sept. 18)	--	--
Week 6 (Oct. 4)	RV (1)	--	Week 4 (Sept. 26)	RV (11)	--	Week 4 (Sept. 25)	--	--
Week 7 (Oct. 11)	RV (8)	RV (8)	Week 5 (Oct. 3)	RV (7)	--	Week 5 (Oct. 2)	--	--
Week 8 (Oct. 18)	RV (57)	RV (37)	Week 6 (Oct. 10)	RV (8)	--	Week 6 (Oct. 9)	RV (5)	--
Week 9 (Oct. 25)	RV (112)	RV (85)	Week 7 (Oct. 17)	--	--	Week 7 (Oct. 16)	RV (12)	RV (2)
Week 10 (Nov. 1)	RV (92)	No. 25	Week 8 (Oct. 24)	RV (3)	--			
Week 11 (Nov. 8)	No. 22	No. 22	Week 9 (Oct. 31)	RV (4)	--			
Week 12 (Nov. 15)	No. 22	No. 21	Week 10 (Nov. 7)	--	--			
Week 13 (Nov. 22)	RV (27)	RV (31)	Week 11 (Nov. 14)	--	--			
Week 14 (Nov. 29)	No. 25	No. 25	Week 12 (Nov. 21)	--	--			
Week 15 (Dec. 6)	No. 21	No. 22	Week 13 (Nov. 28)	--	--			
Week 16 (Dec. 13)	No. 21	No. 22	Week 14 (Dec. 5)	--	--			
Week 17 (Dec. 20)	No. 23	No. 23	Final	--	--			
Final	No. 18	No. 17						



Williams Stadium Quick Facts

Opened:	1989
First Game:	Oct. 21, 1989
Result:	Liberty 37, Towson 18
Liberty Record:	135-54
Playing Surface:	AstroTurf
Capacity:	25,000

RECENT UPGRADES

Situated at the north end of Williams Stadium, the Liberty Football Center underwent a \$20 million renovation project and reopened in March 2020. Renovations added 18,000 square feet to the building previously known as the Williams Football Operations Center, bringing the total usable space to 65,455 square feet. Highlights of the project include a new locker room, weight room, and recruiting room.

Prior to the 2022 season, new seating options were added to Williams Stadium, including 23 cabanas in the South end zone, chairback seating in the West stands and benchback seating in the East stands.

SINGLE GAME ATTENDANCE

	ATTENDANCE	OPPONENT	DATE
1.	22,551	Montana	Sept. 19, 2015
2.	21,712	Charleston Southern	Nov. 12, 2016
3.	21,671	Syracuse	Aug. 31, 2019
4.	20,924	Gardner-Webb	Oct. 15, 2022
5.	20,838	Richmond	Oct. 4, 2014
6.	20,425	Old Dominion	Sept. 1, 2018
7.	20,393	Kennesaw State	Oct. 24, 2015
8.	20,217	Gardner-Webb	Oct. 25, 2014
9.	20,004	Akron	Sept. 24, 2022
10.	19,935	Middle Tennessee	Oct. 9, 2021
11.	19,314	Savannah State	Oct. 2, 2010
12.	19,269	Army	Nov. 27, 2021
13.	19,111	Coastal Carolina	Oct. 15, 2011
14.	18,955	Coastal Carolina	Nov. 19, 2015
15.	18,944	Hampton	Sept. 21, 2019



LIBERTY'S ALL-TIME LONGEST HOME WINNING STREAKS

1.	15 games	Sept. 14, 2019 through Oct. 30, 2021
2.	11 games	Nov. 4, 2006 through Oct. 11, 2008
3.	10 games	Oct. 3, 2009 through Sept. 10, 2011

OFFENSE

#		ELIG	HT	WT	2022 GP/GS	CAREER GP/GS	CONSEC. STARTS
WIDE RECEIVER							
3	Demario Douglas	R-So.	5-8	170	7/5	34/12	0
6	Jaivian Lofton OR	R-Jr.	6-1	200	7/2	14/3	1
21	Treon Sibley	R-So.	6-0	210	7/1	30/6	0
WIDE RECEIVER							
5	Noah Frith	R-Jr.	6-4	200	7/5	38/21	0
13	CJ Yarbrough OR	R-Jr.	6-3	195	7/3	18/9	3
19	Brody Brumm	R-Sr.	6-0	200	1/0	39/0	0
WIDE RECEIVER							
17	Khaleb Coleman OR	R-Sr.	6-2	230	7/0	30/3	0
4	CJ Daniels	R-So.	6-2	205	2/0	26/6	0
8	Caleb Snead	R-Sr.	6-3	205	3/3	34/34	0
LEFT TACKLE							
65	Naasir Watkins	R-Sr.	6-6	320	6/6	31/7	3
70	Reggie Young	R-Sr.	6-4	270	7/0	7/0	0
LEFT GUARD							
52	Jonathan Graham OR	R-Jr.	6-5	325	7/4	42/5	4
64	Jacob Bodden	R-Jr.	6-3	310	5/3	33/19	0
CENTER							
60	Cam Reddy	R-Sr.	6-2	305	7/7	24/23	7
79	John Kourtis	R-Jr.	6-5	320	7/0	32/0	0
RIGHT GUARD							
55	Brendan Schlittler	R-Jr.	6-5	315	7/7	44/30	21
50	Chase Mitchell	R-So.	6-4	330	2/0	14/0	0
RIGHT TACKLE							
73	X'Zauvea Gadlin	R-Sr.	6-4	315	7/7	36/28	7
77	Cooper McCaw	R-Sr.	6-5	305	7/1	55/27	0
TIGHT END/FULLBACK							
88	Jerome Jackson	R-Sr.	6-3	255	7/7	55/17	8
83	Austin Henderson OR	R-So.	6-4	235	7/0	32/0	0
15	Bentley Hanshaw	R-Jr.	6-5	250	7/0	8/0	0
30	Michael Bollinger (FB)	R-Sr.	5-11	245	7/2	50/6	1
RUNNING BACK							
0	Dae Dae Hunter	R-So.	5-10	190	7/6	26/18	0
1	Shedro Louis	Jr.	5-8	170	7/1	41/8	1
2	T.J. Green	R-Sr.	5-11	205	2/0	40/2	0
QUARTERBACK							
11	Johnathan Bennett OR	R-Jr.	6-0	220	6/3	21/3	2
16	Charlie Brewer OR	R-Sr.	6-1	210	1/1	48/43	0
10	Nate Hampton	R-Fr.	6-6	235	5/0	6/0	0

DEFENSE

#		ELIG	HT	WT	2022 GP/GS	CAREER GP/GS	CONSEC. STARTS
DEFENSIVE END							
77	Khristian Zachary	So.	6-2	270	7/2	12/2	2
10	TreShaun Clark OR	Jr.	6-1	250	5/5	42/36	0
98	CJ Bazile, Jr.	Fr.	6-2	240	1/0	1/0	0
DEFENSIVE TACKLE							
91	Kendy Charles	R-So.	6-0	275	7/7	23/9	7
5	Dre Butler OR	Sr.	6-5	300	7/0	20/1	0
99	Bryce Dixon	Fr.	6-2	275	4/0	4/0	0
NOSE GUARD							
90	Dennis Osagiede	R-Sr.	5-11	290	7/6	49/37	6
94	Jay Hardy OR	R-Fr.	6-3	320	7/1	8/1	0
BANDIT							
11	Durrell Johnson	Sr.	6-3	240	7/7	27/25	10
3	Stephen Sings V	R-So.	6-3	255	7/0	29/1	0
MIKE							
7	Mike Smith, Jr.	R-Jr.	6-1	225	7/7	7/7	7
35	Tyren Dupree	R-Jr.	6-1	240	7/0	45/3	0
WILL							
34	Ahmad Walker	So.	5-11	215	7/7	19/10	7
24	Aakil Washington OR	R-So.	6-2	240	7/0	29/6	0
0	Jerome Jolly, Jr.	R-So.	5-11	215	3/0	26/0	0
NICKEL							
16	Quinton Reese	R-So.	6-0	190	7/7	24/8	7
29	A'Khor Jones OR	Fr.	5-11	185	5/0	5/0	0
12	Maurice Freeman III	R-Fr.	6-0	200	5/0	5/0	0
CORNERBACK							
4	Chris Megginson	Jr.	6-0	190	7/7	44/28	7
8	Daijahn Anthony	R-Jr.	6-0	205	6/0	28/8	0
STRONG SAFETY							
6	Robert Rahimi	Jr.	6-1	190	7/7	20/7	7
15	Brylan Green	Fr.	5-11	170	7/0	7/0	0
FREE SAFETY							
1	Javon Scruggs	Sr.	5-11	185	6/6	53/40	4
9	Juawan Treadwell	Sr.	5-11	200	7/1	31/10	0
CORNERBACK							
20	Kobe Singleton	R-So.	6-0	180	7/5	18/16	4
26	Amarian Williams	R-Fr.	5-10	170	7/2	11/2	0

SPECIALISTS

#		ELIG	HT	WT	2022 GP/GS	CAREER GP/GS	CONSEC. STARTS
KICKER							
42	Nick Brown (FG)	R-Fr.	6-4	155	7/7	8/7	7
90	Jason Stricker (KO)	R-So.	6-1	190	7/7	15/12	12
85	Brayden Beck	So.	5-11	180	0/0	9/9	0
PUNTER							
46	Aidan Alves	R-Sr.	6-1	220	7/7	52/50	11
37	Max Morgan	So.	6-3	225	0/0	10/5	0
LONG SNAPPER							
41	Austin Mock	R-Sr.	6-2	240	7/7	56/56	56
47	Austin Turner	R-Fr.	6-1	265	0/0	0/0	0

#		ELIG	HT	WT	2022 GP/GS	CAREER GP/GS	CONSEC. STARTS
HOLDER							
46	Aidan Alves	R-Sr.	6-1	220	7/7	52/22	8
37	Max Morgan	So.	6-3	225	0/0	10/9	0
KICK RETURNER							
1	Shedro Louis	Jr.	5-8	170			
3	Demario Douglas	R-So.	5-8	170			
86	Eddie Ogle	R-So.	5-9	180			
0	Dae Dae Hunter	R-So.	5-10	190			
PUNT RETURNER							
3	Demario Douglas	R-So.	5-8	170			
1	Shedro Louis	Jr.	5-8	170			

Notes: Career GP/GS info includes games played/started at previous schools. Consecutive starts only includes games started at Liberty.

CAREER STARTS BY POSITION

RB
Louis (8)
Hunter (6)
Green (2)

QB
Bennett (3)
Salter (3)
Brewer (1)

WR
Frith (21)
Douglas (12)
Yarbrough (9)
Daniels (8)
Sibley (6)
Coleman (3)
Lofton (3)
Snead (3)

TE/FB
Jackson (17)
Bollinger (6)
McCaw (4)

LT
Watkins (6)
McCaw (1)

LG
Bodden (18)
Graham (4)

C
Reddy (7)

RG
Schlittler (30)
Bodden (1)

RT
McCaw (22)
Gadlin (7)
Graham (1)

CB
Megginson (28)
Singleton (5)
Anthony (3)
Williams (2)
Reese (1)

DE
Clark (36)
Zachary (2)
Sings V (1)

DT
Charles (9)

NG
Osagiede (6)
Hardy (1)

BANDIT
Johnson (25)
Washington (6)

SS
Rahimi (7)
Scruggs (7)
Treadwell (4)

MIKE
Smith, Jr. (7)
Walker (3)
Poole (1)

WILL
Walker (7)
Dupree (3)
Poole (1)

NICKEL
Scruggs (17)
Reese (6)
Treadwell (5)

FS
Scruggs (17)
Treadwell (1)

2022 OFFENSE GAME-BY-GAME STARTERS

[illegible]

2022 DEFENSE GAME-BY-GAME STARTERS

[illegible]

NO.	NAME	YEAR	POS.	HT.	WT.	HOMETOWN	H.S./PREVIOUS
0	Dae Dae Hunter	R-So.	RB	5-10	190	Denver, Colo.	Chandler HS (Hawaii)
0	Jerome Jolly, Jr.	R-So.	LB	5-11	215	Jacksonville, Fla.	Mandarin HS
1	Shedro Louis	Jr.	RB	5-8	170	Immokalee, Fla.	Immokalee HS
1	Javon Scruggs	Sr.	S	5-11	185	Appomattox, Va.	Appomattox HS
2	T.J. Green	R-Sr.	RB	5-11	205	Chandler, Ariz.	Chandler HS (Utah)
2	Kaci Seegars	R-Fr.	LB	6-2	225	Charlotte, N.C.	William A. Hough HS
3	Demario Douglas	R-So.	WR	5-8	170	Jacksonville, Fla.	Mandarin HS
3	Stephen Sings V	R-So.	DE	6-3	255	Charlotte, N.C.	Zebulon B. Vance HS
4	CJ Daniels	R-So.	WR	6-2	205	Lilburn, Ga.	Parkview HS
4	Chris Megginson	Jr.	CB	6-0	190	Lynchburg, Va.	Heritage HS
5	Noah Frith	R-Jr.	WR	6-4	200	Woodstock, Ga.	Woodstock HS
5	Dre Butler	Sr.	DT	6-5	300	Covington, Ga.	Newton HS (Auburn)
6	Jaivian Lofton	R-Jr.	WR	6-1	200	Rancho Cucamonga, Calif.	Rancho Cucamonga HS (Chaffey)
6	Robert Rahimi	Jr.	S	6-1	190	Santa Ana, Calif.	Cornerstone Christian (Saddleback)
7	Kaidon Salter	R-Fr.	QB	6-1	190	Cedar Hill, Texas	Cedar Hill HS (Tennessee)
7	Mike Smith, Jr.	R-Jr.	LB	6-1	225	Flora, Miss.	Ridgeland HS (Miss. Gulf Coast CC)
8	Caleb Snead	R-Sr.	WR	6-3	205	Lynchburg, Va.	Heritage HS (Campbell)
8	Daijahn Anthony	R-Jr.	CB	6-0	205	Richmond, Va.	Hermitage HS (Shepherd)
9	Sean Brown	R-So.	QB	6-1	200	Apex, N.C.	Middle Creek HS
9	Juawan Treadwell	Sr.	S	5-11	200	Crete, Ill.	Crete-Monee HS (Independence CC)
10	Nate Hampton	R-Fr.	QB	6-6	235	Advance, N.C.	Davie County HS
10	TreShaun Clark	Jr.	DE	6-1	250	Cape Coral, Fla.	Cape Coral HS
11	Johnathan Bennett	R-Jr.	QB	6-0	220	Summerville, S.C.	Summerville HS
11	Durrell Johnson	Sr.	DE	6-3	240	Baltimore, Md.	Overlea HS (ASA College)
12	Zak Burnett	R-So.	QB	6-1	195	Guntersville, Ala.	Guntersville HS (Samford)
12	Maurice Freeman III	R-Fr.	S	6-0	200	Chesapeake, Va.	Oscar Smith HS
13	CJ Yarbrough	R-Jr.	WR	6-3	195	Tanner, Ala.	East Limestone HS
13	Jaylon Jimmerson	Jr.	S	5-10	200	Pittsburg, Texas	Pittsburg HS (Incarnate Word)
14	Kylen Austin	R-Fr.	WR	6-0	155	Baltimore, Md.	St. Paul's School
14	Deon Biggins	R-So.	CB	6-1	170	Horn Lake, Miss.	Horn Lake HS
15	Bentley Hanshaw	R-Jr.	TE	6-5	250	Moorpark, Calif.	Moorpark HS (BYU)
15	Brylan Green	Fr.	S	5-11	170	Opelousas, La.	Lafayette Christian Academy
16	Charlie Brewer	R-Sr.	QB	6-1	210	Austin, Texas	Lake Travis HS (Utah)
16	Quinton Reese	R-So.	S	6-0	190	Alpharetta, Ga.	Blessed Trinity Catholic HS
17	Khaleb Coleman	R-Sr.	WR	6-2	230	Washington, D.C.	Woodrow Wilson HS
17	Rashaud Pernel	Fr.	DE	6-4	250	Highland Springs, Va.	Highland Springs HS
18	Dexter Ricks, Jr.	Fr.	CB	6-0	175	Milledgeville, Ga.	Baldwin HS
19	Brody Brumm	R-Sr.	WR	6-0	200	Winamac, Ind.	Winamac HS
19	Miyon Conaway	Fr.	DE	6-2	220	Hazlehurst, Ga.	Jeff Davis HS
20	Kobe Singleton	R-So.	CB	6-0	180	Tallahassee, Fla.	Chiawana HS (Southern Utah)
21	Treon Sibley	R-So.	WR	6-0	210	Akron, Ohio	Coventry HS
21	Sam Guridy	R-Fr.	S	6-0	185	Lynchburg, Va.	E.C. Glass HS
22	Coleman Baker	Fr.	WR	5-11	175	Brentwood, Tenn.	David Lipscomb Academy
22	Jayden Sweeney	Fr.	S	5-11	175	Birmingham, Ala.	Clay-Chalkville HS
23	Malik Caper	R-So.	RB	6-0	235	Hurst, Texas	Grapevine Faith Christian School
24	Aakil Washington	R-So.	LB	6-2	240	Marietta, Ga.	Wheeler HS
25	Antwon Jackson	Fr.	CB	5-10	155	Warner Robins, Ga.	Warner Robins HS
26	Amarian Williams	R-Fr.	CB	5-10	170	Cedar Hill, Texas	Cedar Hill HS
27	Micah Glaize	Jr.	LB	6-0	205	Lynchburg, Va.	Brookville HS
28	Justin Gipson	Fr.	RB	5-10	190	Suwanee, Ga.	North Gwinnett HS
28	Preston Hodge	R-Fr.	CB	6-0	185	Waxahachie, Texas	Waxahachie HS (Navarro)
29	AKhori Jones	Fr.	S	5-11	185	Macon, Ga.	Mount De Sales Academy
30	Michael Bollinger	R-Sr.	TE	5-11	245	Spartanburg, S.C.	Boiling Spring HS
30	Jordan Norwood	Fr.	LB	6-1	210	Highlands Ranch, Colo.	Valor Christian School
31	Tim Coutras	So.	S	6-1	205	Nashville, Tenn.	Nolensville HS
32	Elijah Auguste	Fr.	CB	5-10	180	Everett, Mass.	Everett HS
33	Kyle Hanks	Fr.	RB	5-10	175	Salem, Va.	Glenvar HS
33	Lawrence Brown	Fr.	CB	6-2	180	Madison Heights, Va.	Amherst County HS
34	Ahmad Walker	So.	LB	5-11	215	Warner Robins, Ga.	Warner Robins HS
35	Tyren Dupree	R-Jr.	LB	6-1	240	Leesburg, Ala.	Cherokee HS

ALPHABETICAL ROSTER		
No.	Name	Pos.
46	Aidan Alves	P
8	Daijahn Anthony	CB
32	Elijah Auguste	CB
14	Kylen Austin	WR
22	Coleman Baker	WR
98	CJ Bazile, Jr.	DE
85	Brayden Beck	K
38	Jaylin Belford	WR
11	Johnathan Bennett	QB
14	Deon Biggins	CB
64	Jacob Bodden	OL
30	Michael Bollinger	TE
92	Chris Boti	DT
16	Charlie Brewer	QB
33	Lawrence Brown	CB
42	Nick Brown	K
9	Sean Brown	QB
19	Brody Brumm	WR
97	Marquise Brunson	DT
56	Will Buchanan	OL
75	Mason Bundy	OL
12	Zak Burnett	QB
5	Dre Butler	DT
54	Caeden Callahan	LB
23	Malik Caper	RB
43	Joseph Carter	LB
91	Kendy Charles	DT
10	TreShaun Clark	DE
17	Khaleb Coleman	WR
19	Miyon Conaway	DE
31	Tim Coutras	S
82	D'Wayne Crawford	WR
4	CJ Daniels	WR
36	Daniel Darko	S
99	Bryce Dixon	DT
53	Phillip Doss	DL
3	Demario Douglas	WR
35	Tyren Dupree	LB
81	Markel Fortenberry	WR
12	Maurice Freeman III	S
5	Noah Frith	WR
73	X'Zauvea Gadlin	OL
28	Justin Gipson	RB
27	Micah Glaize	LB
52	Jonathan Graham	OL
15	Brylan Green	S
2	T.J. Green	RB
21	Sam Guridy	S
10	Nate Hampton	QB
33	Kyle Hanks	RB
78	Brian Hannibal	OL
15	Bentley Hanshaw	TE
94	Jay Hardy	DT
63	Tommy Harley	OL
51	Harrison Hayes	OL
83	Austin Henderson	TE
28	Preston Hodge	CB
0	Dae Dae Hunter	RB

NO.	NAME	YEAR	POS.	HT.	WT.	HOMETOWN	H.S./PREVIOUS
36	Daniel Darko	R-Sr.	S	6-1	190	Baltimore, Md.	Seed School of Maryland (Marshall)
37	Owen McCone	Fr.	LB	5-11	190	Fayetteville, Ark.	Fayetteville HS
37	Max Morgan	So.	K	6-3	225	Greenville, S.C.	Christ Church Episcopal School
38	Jaylin Belford	Fr.	WR	5-8	155	Lynchburg, Va.	Liberty Christian Academy
38	Tre Lawing	Fr.	S	5-10	185	Appomattox, Va.	Appomattox County HS
39	Russian Williams	R-So.	RB	5-6	155	Burke, Va.	Robinson HS
40	Caleb Williams	Fr.	LB	6-1	210	Franklin, Tenn.	Christ Presbyterian Academy
41	Austin Mock	R-Sr.	LS	6-2	240	Lynchburg, Va.	Liberty Christian Academy
42	Nick Brown	R-Fr.	K	6-4	155	Frisco, Texas	Centennial HS
43	Joseph Carter	R-Fr.	LB	6-0	235	Jacksonville, Fla.	University Christian HS
44	Ike Okoye	R-So.	DE	6-3	235	Silver Spring, Md.	Wheaton HS
45	Jackson Shirer	R-Fr.	DE	6-1	245	Arlington, Texas	Martin HS
46	Aidan Alves	R-Sr.	P	6-1	220	Dillsburg, Pa.	Northern York HS
47	Austin Turner	R-Fr.	LS	6-1	265	Elon, N.C.	Western Alamance HS
48	Rashad Whitehead	R-So.	DE	6-2	275	Atlanta, Ga.	B.E.S.T. Academy
50	Chase Mitchell	R-So.	OL	6-4	330	Washington, Pa.	Washington HS
51	Harrison Hayes	So.	OL	6-4	285	Wexford, Pa.	Pine-Richland HS
52	Jonathan Graham	R-Jr.	OL	6-5	325	La Plata, Md.	La Plata HS
53	Phillip Doss	So.	DL	6-5	285	Lynchburg, Va.	Liberty Christian Academy
54	Caeden Callahan	Fr.	LB	6-1	215	Acworth, Ga.	North Cobb Christian School
55	Brendan Schlittler	R-Jr.	OL	6-5	315	Eureka, Mo.	Eureka HS
56	Will Buchanan	R-So.	OL	6-6	325	Asheville, N.C.	Christ School
57	Carl Poole	R-So.	LB	5-11	235	Danville, Va.	George Washington HS
60	Cam Reddy	R-Sr.	OL	6-2	305	Franklin, Mass.	Lawrence Academy (Colorado State)
63	Tommy Harley	Fr.	OL	6-6	280	Deerfield Beach, Fla.	Calvary Christian HS
64	Jacob Bodden	R-Jr.	OL	6-3	310	Hoover, Ala.	Hoover HS
65	Naasir Watkins	R-Sr.	OL	6-6	320	Bowie, Md.	Our Lady of Good Counsel (Kentucky)
68	Hunter Porterfield	Fr.	OL	6-4	285	Richmond, Va.	Benedictine College Prep
70	Reggie Young	R-Sr.	OL	6-4	270	New Orleans, La.	Edna Carr HS (Iowa Central CC)
73	X'Zauvea Gadlin	R-Sr.	OL	6-4	315	Grand Prairie, Texas	Mansfield Summit HS (Tulsa)
74	Jacob Lecates	Fr.	OL	6-7	330	Trinity, N.C.	Ben Lippen School
75	Mason Bundy	R-Fr.	OL	6-6	300	Mineral Bluff, Ga.	Fannin County HS
77	Cooper McCaw	R-Sr.	OL	6-5	305	Roanoke, Texas	Grapevine Faith CS
77	Khristian Zachary	So.	DT	6-2	270	Fayetteville, Ga.	Carrollton HS
78	Brian Hannibal	R-So.	OL	6-3	295	Silver Spring, Md.	James Hubert Blake HS
79	John Kourtis	R-Jr.	OL	6-5	320	Toronto, Ontario, Canada	Canada Prep
80	Cole Peterlin	Sr.	WR	6-1	195	Schwenksville, Pa.	Perkiomen Valley HS
81	Markel Fortenberry	Fr.	WR	6-4	185	Maryville, Tenn.	Maryville HS
82	D'Wayne Crawford	R-Jr.	WR	5-6	160	Concord, N.C.	CFA Academy (East Carolina)
83	Austin Henderson	R-So.	TE	6-6	240	Nashville, Tenn.	Ensworth HS (Minnesota)
84	Teigan Martin	Fr.	TE	6-5	220	Mayer, Minn.	Mayer Lutheran HS
85	Mark Hutzel	Fr.	WR	6-0	180	Louisville, Ky.	Martha Layne Collins HS
85	Brayden Beck	So.	K	5-11	180	Carrollton, Texas	Hebron HS
86	Eddie Ogle	R-So.	WR	5-9	180	Allentown, Pa.	Liberty Christian Academy
87	Brayden Monday	R-So.	TE	6-4	235	Waynesville, N.C.	Tuscola HS
88	Jerome Jackson	R-Sr.	TE	6-3	255	Fort Worth, Texas	Timber Creek HS
90	Dennis Osagiede	R-Sr.	DT	5-11	290	Nacogdoches, Texas	Ridge Point HS (Stephen F. Austin)
90	Jason Stricker	R-So.	K/P	6-1	190	Waxhaw, N.C.	Marvin Ridge HS
91	Kendy Charles	R-So.	DT	6-0	275	Orange Park, Fla.	Orange Park HS
92	Chris Boti	So.	DT	6-1	290	Columbia, Md.	St. Vincent Pallotti HS
94	Jay Hardy	R-Fr.	DT	6-3	320	Chattanooga, Tenn.	McCallie HS (Auburn)
95	Teagen Lenderink	R-Fr.	K	6-1	175	Belmont, Mich.	Brentwood Academy
97	Marquise Brunson	R-Fr.	DT	6-2	265	Virginia Beach, Va.	Princess Anne HS
98	CJ Bazile, Jr.	Fr.	DE	6-2	240	Miami, Fla.	Miramar HS
99	Bryce Dixon	Fr.	DT	6-2	275	Charlotte, N.C.	David W. Butler HS

ALPHABETICAL ROSTER		
No.	Name	Pos.
85	Mark Hutzel	WR
25	Antwon Jackson	CB
88	Jerome Jackson	TE
13	Jaylon Jimmerson	S
11	Durrell Johnson	DE
0	Jerome Jolly, Jr.	LB
29	A'Khor Jones	S
79	John Kourtis	OL
38	Tre Lawing	S
74	Jacob Lecates	OL
95	Teagen Lenderink	K
6	Jaivian Lofton	WR
1	Shedro Louis	RB
84	Teigan Martin	TE
77	Cooper McCaw	OL
37	Owen McCone	LB
4	Chris Megginson	CB
50	Chase Mitchell	OL
41	Austin Mock	LS
87	Brayden Monday	TE
37	Max Morgan	K
30	Jordan Norwood	LB
86	Eddie Ogle	WR
44	Ike Okoye	DE
90	Dennis Osagiede	DT
17	Rashaud Pernell	DE
80	Cole Peterlin	WR
57	Carl Poole	LB
68	Hunter Porterfield	OL
6	Robert Rahimi	S
60	Cam Reddy	OL
16	Quinton Reese	S
18	Dexter Ricks, Jr.	CB
7	Kaidon Salter	QB
55	Brendan Schlittler	OL
1	Javon Scruggs	S
2	Kaci Seegars	LB
45	Jackson Shirer	DE
21	Treon Sibley	WR
20	Kobe Singleton	CB
3	Stephen Sings V	DE
7	Mike Smith, Jr.	LB
8	Caleb Snead	WR
90	Jason Stricker	K/P
22	Jayden Sweeney	S
9	Juawan Treadwell	S
47	Austin Turner	LS
34	Ahmad Walker	LB
24	Aakil Washington	LB
65	Naasir Watkins	OL
48	Rashad Whitehead	DE
26	Amarian Williams	CB
40	Caleb Williams	RB
39	Russian Williams	RB
13	CJ Yarbrough	WR
70	Reggie Young	OL
77	Khristian Zachary	DT

Pronunciation Guide

0	Dae Dae Hunter (Day-Day)
1	Shedro (SHED-dro) Lewis
1	Javon (JAY-von) Scruggs
4	Chris Megginson (Megan-son)
6	Jaivian (Jay-VEE-in) Lofton
6	Robert "Rocket" Rahimi (Rah-HE-ME)
8	Daijahn (DAY-jon) Anthony
9	Juawan (Juh-WAN) Treadwell
10	TreShaun (Tray-Shaun) Clark
11	Durrell (Duh-rel) Johnson
17	Khaleb (Caleb) Coleman
19	Brody Brumm (like drum)
21	Treon (TREY-on) Sibley (SIB-lee)
21	Sam Guridy (Grr-IT-E)
23	Malik (Muh-LEAK) Caper
24	Aakil (Ah-KEEL) Washington
26	Amarian (Ah-MAR-E-ON) Williams
29	A'Khor Jones (Ah-Cory)
30	Michael Bollinger (Bowl-in-JER)
31	Tim Coutras (Koo-tris)
32	Elijah Augustine (Prefers Eli... August – like the month)
35	Tyren (Ty-WREN) Dupree (DO-pree)
39	Russian Williams (Ruh-SHAWN)
44	Ike Okoye (Oh-Koy-Ye)
45	Jackson Shirer (SHY-er)
46	Aidan Alves (AL-vis)
54	Caeden Callahan (KAY-den)
55	Brendan Schlittler (SHLIT-ler)
64	Jacob Bodden (Bod-IN)
65	Naasir Watkins (Nah-SEAR) (Hometown: Boo-E, Maryland)
73	X'Zauvea Gadlin (X-zah-VEE-ay GAD-lin)
74	Jacob Lecates (La-KAITES)
79	John Kourtis (Curtis)
82	D'Wayne Crawford (Dwayne)
84	Teigan Martin (Tee-GIN)
86	Eddie Ogle (OH-gull)
90	Dennis Osagiede (Oh-SAH-guh-DAY)
90	Jason Stricker (rhymes with kicker)
91	Kendy (Ken-DEE) Charles
92	Chris Boti (Body)
97	Marquise Brunson (Mar-KEESE)
98	C.J. Bazile Jr. (Buh-ZELL)

PLAYERS BY HOME STATE/COUNTRY

Virginia	18
Georgia	15
Texas	13
North Carolina	11
Florida	9
Maryland	8
Tennessee	6
Alabama	5
Pennsylvania	5
California	3
South Carolina	3
Colorado	2
Louisiana	2
Massachusetts	2
Mississippi	2
Arizona	1
Arkansas	1
Illinois	1
Indiana	1
Kentucky	1
Michigan	1
Minnesota	1
Missouri	1
Ohio	1
District of Columbia	1
Canada	1



FLAMES IN THE PROS UNDER HUGH FREEZE

2020 Antonio Gandy-Golden Washington Redskins (NFL) 4th Round	2022 Storey Jackson Dallas Cowboys (NFL) Free Agent
2020 Solomon Ajayi Cleveland Browns (NFL) Free Agent	2022 Elijah James Chicago Bears (NFL) Free Agent
2020 Elijah Benton Cleveland Browns (NFL) Free Agent	2022 Duron Lowe Los Angeles Rams (NFL) Free Agent
2020 Jessie Lemonier Los Angeles Chargers (NFL) Free Agent	2022 Ralfs Rusins Baltimore Ravens (NFL) Free Agent
2020 Bejour Wilson Arizona Cardinals (NFL) Free Agent	2022 Tristan Schultz Miami Dolphins (NFL) Free Agent
2021 Anthony Butler Indianapolis Colts (NFL) Free Agent	2022 Kevin Shaa Chicago Bears (NFL) Free Agent
2022 Malik Willis Tennessee Titans (NFL) 3rd Round	2022 Cedric Stone Washington Commanders (NFL) Free Agent
2022 Frankie Hickson Saskatchewan Roughriders (CFL) Free Agent	2022 Skylar Thomas Los Angeles Chargers (NFL) Free Agent
2022 Johnny Huntley Chicago Bears (NFL) Free Agent	



THE FREEZE FILE

	Overall		Conference	
	W	L	W	L
2022 - Liberty	6	1	0	0
2021 - Liberty	8	5	0	0
2020 - Liberty	10	1	0	0
2019 - Liberty	8	5	0	0
2016 - Ole Miss^	0	7	0	6
2015 - Ole Miss	10	3	6	2
2014 - Ole Miss^	1	4	0	3
2013 - Ole Miss^	1	5	0	5
2012 - Ole Miss^	0	6	0	5
2011 - Arkansas St.	10	2	8	0
2009 - Lambuth	12	1	6	0
2008 - Lambuth	8	4	4	1
Career Totals	74	44	24	22
Liberty Totals	32	12	0	0

^ Record does not reflect 27 total vacated wins during the 2012, 2013, 2014, and 2016 seasons and a bowl game appearance in 2012

FREEZE IN BOWL GAMES

2021 Season - Liberty
Lendingtree Bowl - Dec. 18, 2021 (Mobile, Ala.)
 Liberty 56, Eastern Michigan 20

2020 Season - Liberty
Cure Bowl - Dec. 26, 2020 (Orlando, Fla.)
 Liberty 37, Coastal Carolina 34

2019 Season - Liberty
Cure Bowl - Dec. 21, 2019 (Orlando, Fla.)
 Liberty 23, Georgia Southern 16

2015 Season - Ole Miss
Sugar Bowl - Jan. 1, 2016 (New Orleans, La.)
 Ole Miss 48, Oklahoma State 20

2014 Season - Ole Miss
Peach Bowl - Dec. 31, 2014 (Atlanta, Ga.)
 TCU 42, Ole Miss 3

2013 Season - Ole Miss
Music City Bowl - Dec. 30, 2013 (Nashville, Tenn.)
 Ole Miss 25, Georgia Tech 17

YEAR AT LIBERTY	Fourth
ALMA MATER	Southern Miss, '92
WIFE	Jill
CHILDREN	Ragan, Jordan, & Madison

6 Bowl Game Appearances ^ (5-1 Record)

2013 Grant Teaff FCA Coach of the Year

2011 Sun Belt Coach of the Year

Freeze's Liberty Tenure (2019-Present) by the Numbers

- » 1 - Led the program to its first-ever bowl game appearance and bowl game victory in 2019
- » 2 - Liberty is one of two teams in NCAA history to win bowl games during their first three full seasons at the FBS level (2019-21)
- » 6 - Freeze was one of six finalists for the 2020 George Munger Collegiate Coach of the Year Award
- » 8 - The Flames posted eight wins in 2021 after facing eight bowl-eligible teams (Liberty only faced a combined five bowl-eligible teams during the 2019 and 2020 seasons)
- » 9 - The Flames knocked off No. 9/11 ranked Coastal Carolina in the 2020 Cure Bowl, marking the first time Liberty had defeated a nationally ranked FBS opponent in program history
- » 10 - Liberty tied a program record with 10 wins during the 2020 season
- » 17 - The Flames finished the 2020 season ranked No. 17 in the final Associated Press poll, its first-ever end of the year national ranking

Freeze's Ole Miss Tenure (2012-16) by the Numbers

- » 1 - Top ranked scoring defense in the country in 2014 (16.0 points allowed per game)
- » 2 - Alabama's national ranking when Ole Miss defeated the Crimson Tide, 43-37, in Tuscaloosa, Ala., on Sept. 19, 2015
- » 4 - Top 15 ranked recruiting classes, including top-five classes in 2013 and 2016
- » 7 - All-Americans coached during his time at Ole Miss
- » 11 - Ole Miss players selected in the NFL Draft during Freeze's coaching tenure, including three first-round selections in 2016
- » 18 - Number of times Ole Miss scored 40 or more points in a game during Freeze's coaching career with the Rebels, including six games with 50 or more points scored
- » 121 - Players who earned their degrees during Freeze's time as head coach
- » 2014 - Finalist for the Bear Bryant Award and the Dobb Trophy

Freeze's Arkansas State Tenure (2011) by the Numbers

- » 1 - First 10-win season during Arkansas State's time as an FBS program
- » 13 - Players who earned All-Sun Belt Conference honors, including both the league's Offensive Player of the Year and Defensive Player of the Year

The Road to Liberty



Liberty
HEAD COACH
 2019 - Present



Arizona Hotshots
OFF. COORDINATOR
 OCT. 2018-DEC. 2018



Ole Miss
HEAD COACH
 2012-16



Arkansas State
HEAD COACH
 2011
OFF. COORDINATOR
 2010



San Jose State
OFF. COORDINATOR
 DEC. 2009-FEB. 2010



Lambuth
HEAD COACH
 2008-09



Ole Miss
TE/RECRUITING
 2006-07
ASST. AD
 2005

OFFENSE



KENT AUSTIN (Booth)
Co-Offensive Coordinator/Quarterbacks
Hometown: Natick, Mass.
Alma Mater: Ole Miss, '85
Year in Coaching: 20
Children: Kendall, Kassidy & Wesley



MAURICE HARRIS (Booth)
Co-Offensive Coordinator/Wide Receivers
Hometown: Memphis, Tenn.
Alma Mater: Arkansas State, '98
Year in Coaching: 24
Wife: LaQuesha
Children: Arami & Cortlynn



BEN AIGAMAUA (Field)
Tight Ends
Hometown: Leone, American Samoa
Alma Mater: Lambuth, '10
Year in Coaching: 13
Wife: Kendra
Children: Lily & Ben



BRUCE JOHNSON (Field)
Running Backs
Hometown: Phoenix, Ariz.
Alma Mater: Arizona State, '99
Year in Coaching: 25
Wife: Michelle
Children: Jaidyn, Brayden & Aydin



CHRIS KLENAKIS (Field)
Offensive Line
Hometown: Reno, Nev.
Alma Mater: Carroll, '86
Year in Coaching: 35
Wife: Louise
Children: Myles, Matthew, Nikos, Lucy, Mark & Elizabeth

DEFENSE/SPEC. TEAMS



JOSH ALDRIDGE (Field)
Co-Defensive Coordinator/Linebackers
Hometown: Jackson, Tenn.
Alma Mater: Harding, '12
Year in Coaching: 10
Wife: Jessica
Children: Braxton & Nora



JACK CURTIS (Booth)
Co-Defensive Coordinator/Safeties
Hometown: Birmingham, Ala.
Alma Mater: Evangel, '87
Year in Coaching: 36
Wife: Michelle
Children: Carolina & Georganna



DARIUS EUBANKS (Field)
Defensive Backs
Hometown: Thomson, Ga.
Alma Mater: Ga. Southern, '13
Year in Coaching: 6



JEREMY GARRETT (Field)
Defensive Line
Hometown: Senatobia, Miss.
Alma Mater: Ole Miss, '07
Year in Coaching: 13
Wife: Shay
Children: Jayden, Jacob & Grace



TANNER BURNS (Field)
Special Teams Coordinator/Outside LBs
Hometown: San Jose, Calif.
Alma Mater: Ole Miss, '12
Year in Coaching: 10
Wife: Becca
Child: Blakely and Kinsley

QB



#7 • QB • KAIDON SALTER • 6-1 • 190 • R-FR.

- Missed three out of the last four games (Akron, UMass, GWU); returned to complete 10-of-19 pass attempts for 170 yards and 2 TDs at Old Dominion
- Completed 19-of-34 passes for career-best 256 yards, 2 TDs, 2 INTs while adding 15 carries for 77 yards and a career-best 43-yard run (TD) at Wake Forest
- Made first career start in home opener versus UAB, tallying 202 passing yards and recording a career-high in rushing yards (79) and had a two-yard TD run
- Led Liberty to a season-opening road win over Southern Miss, where he completed for 213 total offensive yards (65 rushing, 148 passing with 2 TDs)
- Redshirted after seeing playing time in two games in 2021 (39 passing yards/1 TD, 53 rushing yards), transferred to Liberty from Tennessee



#11 • QB • JOHNATHAN BENNETT • 6-0 • 220 • R-JR.

- Finished the Gardner-Webb game with career highs in completions (17), passing attempts (30) and passing yards (222)
- Had a career day at UMass, finishing with 183 passing yards and a career best with 2 TDs passes, along rushed for a career high 50 yards
- Completed 7-of-9 passing attempts at Old Dominion during the second half; threw a 41-yard TD pass to Dae Dae Hunter with five minutes left to seal the win
- Most experienced of Liberty's returning quarterbacks (19 career games in 2020, 2021 and 2022)
- Helped Liberty to a road win at North Texas in 2021 while starting QB Malik Willis was out for part of the second and third quarters with an injury



#16 • QB • CHARLIE BREWER • 6-1 • 210 • R-SR.

- Left Liberty's season opener against Southern Miss in the first quarter after suffering an injury - completed 3-of-4 passes for 18 yards and had three rushes for 13 yards in his limited action, has missed the last six games
- 2022 Johnny Unitas Golden Arm Award Watch List member
- Transferred to Liberty from Utah
- Played in three games for Utah in 2021, completing 48-of-79 passing attempts for 484 yards and three touchdowns



#0 • RB • DAE DAE HUNTER • 5-10 • 190 • R-SO.

- Ranks No. 22 - Total TDs (8), No. 24 Rush Yards per Carry (6.24)
- Ranks No. 25 - Rushing Yards (612), 76 yards vs. Gardner-Webb
- Season-best 121 rushing yards and 2 TDs at ODU; 41-yard receiving TD
- Finished with 118 yards on 18 carries a TD against Akron
- Transferred to Liberty after playing two years at Hawaii (2020 and 2021)



#1 • RB • SHEDRO LOUIS • 5-8 • 170 • JR.

- Had a career day at UMass, finishing the game with 3 rushing TDs
- Finished the Old Dominion game with a career-best 16 carries/109 yards
- Talled career-high 13 carries for 55 yards at Southern Miss
- Tied for the team lead among running backs with four rushing TDs in 2021
- Ranked third among running backs with 446 rushing yards in 2021



#2 • RB • T.J. GREEN • 5-11 • 205 • R-SR.

- Missed Liberty's first five games due to injury
- Returned to the lineup against UMass, 6 carries for 39 yards
- Offensive MVP of the 2021 LendingTree Bowl
- Led all running backs during the 2021 campaign with 477 rushing yards on 75 carries, while rushing for four touchdowns



#3 • WR • DEMARIO DOUGLAS • 5-8 • 170 • R-SO.

- No. 28 in the country in receiving TDs (5)
- Two 100-yard games in 2022 (124 yards at Wake Forest, 134 at UMass)
- Added two receiving TDs at Wake Forest; 203 all-purpose yards
- Career-high eight receptions against Gardner-Webb (87 yards)
- 2021 and 2022 Paul Hornung Award watch list



#5 • WR • NOAH FRITH • 6-4 • 200 • R-JR.

- Recorded career-high 75 yards on three catches vs. UAB, had 51 YAC
- Career-best four receptions vs. GWU, including a career-long (60 yards)
- Finished the UMass game with a 32-yard TD catch
- One of eight players on the roster with multiple touchdown receptions (2) in 2021



#8 • WR • CALEB SNEED • 6-3 • 205 • R-SR.

- Missed the last four games (Akron, Old Dominion, UMass and GWU)
- Surpassed 2,500 career rec. yds., 59 yards, three catches at Wake Forest
- Had a breakout year in 2021 at Campbell, leading the team with 1,067 receiving yards on 73 receptions with 10 touchdowns, transferred to Liberty
- Earned FCS All-America honors and AP 3rd Team All-America in 2021



#13 • WR • CJ YARBROUGH • 6-3 • 195 • R-JR.

- Career-high 94 receiving yards and a TD at Old Dominion
- Had three catches for 36 yards in 2022 season debut at Southern Miss
- Made two catches for 36 yards at Wake Forest
- Opted out of 2021 season
- Left program after 2020 season to focus his time in the ROTC program



#88 • TE • JEROME JACKSON • 6-3 • 255 • R-JR.

- Had one catch for 17 yards in season opener at USM, caught the game-winning two-point conversion from Kaidon Salter in the fourth OT
- Caught his seventh career TD against Gardner-Webb
- Saw playing time in 11 of 13 games in 2021, starting four contests
- One of eight players on Liberty's roster with multiple touchdown receptions (2) in 2021

OFFENSIVE LINEMEN/KICKER



#65 • LT • NASSIR WATKINS • 6-6 • 320 • R-SR.

- Has started in six games in 2022, missed the Akron game
- Saw playing time in 25 games during five seasons at Kentucky
- Finished the 2019 season with 12 knockdowns and helped Kentucky set a single-season school record with 3,624 rushing yards, 36 rushing touchdowns and averaging 6.3 yards per carry



#64 • LG • JACOB BODDEN • 6-3 • 310 • R-JR.

- Broke a string of 15-straight starts; missed Akron/ODU games
- Saw playing time in all 13 games in 2021, starting the last 12 contests at left guard
- Liberty ranked No. 8 in passing yards per completion (14.69)
- Liberty ranked No. 25 in scoring offense (33.6 points per game)



#60 • C • CAM REDDY • 6-2 • 305 • R-SR.

- Started in his Flames debut at USM, Liberty ran for 244 yards
- Started his seventh straight game at center against GWU
- Transferred to Liberty from Colorado State
- Saw playing time in 16 games during 2020 and 2021 seasons
- 2020 Rimington Trophy Award watch list



#55 • RG • BRENDAN SCHLITTLER • 6-5 • 315 • R-JR.

- Started in first seven games, has 21 straight starts for Flames
- 2022 Outland Trophy Watch List (Best College Football Interior Lineman)
- 2022 Phil Steele Preseason All-Independent first team



#73 • RT • X'ZAUVEA GADLIN • 6-4 • 315 • R-SR.

- Started in his first seven games for the Flames
- Started all seven games at right tackle
- Transferred to Liberty from Tulsa, where he played in 29 games (22 starts)
- Played right guard, left guard and center in 2022



#77 • RT • COOPER MCCAWE • 6-5 • 305 • R-SR.

- Started his 27th career game against Akron at right tackle
- LU's most experienced offensive lineman (55 career games)
- 2021 and 2022 Earl Campbell Tyler Rose Award watch list
- Started 23 out of the last 24 games at right tackle in 2020/2021
- 2020 Phil Steele Postseason All-Independent second team



#42 • K • NICK BROWN • 6-4 • 155 • R-FR.

- Had two FGs at Wake Forest, made a then career-long 47 yarder, had two PATs and eight points
- Career-long 49 yard field goal at Old Dominion
- Started the first six games of 2022 at placekicker
- Connected on field goals from 32 and 26 yards at Southern Miss



#85 • K • BRAYDEN BECK • 5-11 • 180 • SO.

- Saw playing time in the last nine games of the 2021, missed first seven games of 2022 season
- Finished season connecting on 4-of-5 field goal attempts (80.0 percent), led team in FGs in 2021
- Ended year knocking down 34-of-37 point-after attempts

RB

WR

TE

0 DAE DAE HUNTER, RB

Rush attempts:	21, vs. Fresno State, 10-02-21
Rush yards:	174, at Nevada, 10-16-21
Rush TDs:	2, at Nevada, 10-16-21
	2, at Old Dominion, 10-01-22
Long rush:	81, at Nevada, 10-16-21
Receptions:	7, at UCLA, 08-28-21
Receiving yards:	83, at Oregon State, 09-11-21
Receiving TDs:	1, 3 times (last at Old Dominion, 10-01-22)
Long reception:	41, at Old Dominion, 10-01-22
Long kick return:	22, at Fresno State, 10-24-20
Long punt return:	

1 SHEDRO LOUIS, RB/RS

Rush attempts:	16, at Old Dominion, 10-01-22
Rush yards:	170, at Syracuse, 10-17-20
Rush TDs:	3, at UMass, 10-09-22
Long rush:	75, at Syracuse, 10-17-20
Receptions:	3, 6 times (last vs. UAB, 09-10-22)
Receiving yards:	69, vs. Louisiana, 11-20-21
Receiving TDs:	1, 2 times (last time at North Texas, 10-23-21)
Long reception:	44, vs. Louisiana, 11-20-21
Long kick return:	97, vs. Maine, 10-19-19
Long punt return:	1, vs. Hampton, 09-21-19

2 T.J. GREEN, RB

Rush attempts:	10, at Troy, 09-11-21
Rush yards:	88, vs. Eastern Michigan, 12-18-21
Rush TDs:	2, vs. UMass, 10-30-21
Long rush:	43, vs. Louisiana, 11-20-21
Receptions:	2, vs. Louisiana, 11-20-21
Receiving yards:	18, at North Texas, 10-23-21
	18, vs. Campbell, 09-04-21
Receiving TDs:	
Long reception:	18, at North Texas, 10-23-21
Long kick return:	20, vs. Middle Tennessee, 10-09-21

3 DEMARIO DOUGLAS, WR/RS

Receptions:	8, vs. Gardner-Webb, 10-15-22
Receiving yards:	156, vs. Middle Tennessee, 10-09-21
Receiving TDs:	2, 2 times (last at Wake Forest, 09-17-22)
Long reception:	70, at UAB, 10-02-21
Long kick return:	42, vs. Louisiana, 11-20-21
Long punt return:	73, vs. ULM, 10-10-20

4 CJ DANIELS, WR

Receptions:	8, vs. Army, 11-27-21
Receiving yards:	135, at North Texas, 10-23-21
Receiving TDs:	2, 3 times (last at North Texas, 10-23-21)
Long reception:	56, vs. Western Carolina, 11-14-20

5 NOAH FRITH, WR

Receptions:	4, 3 times (last vs. Gardner-Webb, 10-15-22)
Receiving yards:	75, vs. UAB, 09-10-22
Receiving TDs:	1, 7 times (last vs. Army, 11-27-21)
Long reception:	60, vs. Gardner-Webb, 10-15-22

6 JAIVIAN LOFTON, WR

Receptions:	4, vs. Akron, 09-24-22
Receiving yards:	51, vs. Campbell, 09-04-21
Receiving TDs:	1, 2 times (last at Old Dominion, 10-01-22)
Long reception:	34, vs. Louisiana-Monroe, 10-10-20
	34, at Old Dominion, 10-01-22

7 K Aidon Salter, QB

Completions:	19, at Wake Forest, 09-17-22
Attempts:	34, at Wake Forest, 09-17-22
Passing TDs:	2, 3 times (last at Old Dominion, 10-01-22)
Passing yards:	256, at Wake Forest, 09-17-22
Long completion:	51, at Southern Miss, 09-03-22
Rush attempts:	15, at Wake Forest, 09-17-22
Rush yards:	79, vs. UAB, 09-10-22
Rush TDs:	1, 2 times (last at Wake Forest, 09-17-22)
Long rush:	43, at Wake Forest, 09-17-22

8 CALEB SNEAD, WR

Receptions:	11, at James Madison, 11-06-21
Receiving yards:	198, at James Madison, 11-06-21
Receiving TDs:	2, 5 times (last at James Madison, 11-06-21)
Long reception:	70, at Georgetown, 09-08-18

10 NATE HAMPTON, QB

Completions:	3, at UMass, 10-08-22
Attempts:	5, at UMass, 10-08-22
Passing TDs:	1, vs. UMass, 10-30-21
Passing yards:	76, at UMass, 10-08-22
Long completion:	63, vs. UMass, 10-30-21
Rush attempts:	5, vs. Akron, 09-24-22
Rush yards:	30, vs. UMass, 10-30-21
Rush TDs:	
Long rush:	12, vs. UMass, 10-30-21

11 JOHNATHAN BENNETT, QB

Completions:	17, vs. Gardner-Webb, 10-15-22
Attempts:	30, vs. Gardner-Webb, 10-22-22
Passing TDs:	2, vs. Akron, 09-24-22
	2, at UMass, 10-08-22
Passing yards:	222, vs. Gardner-Webb, 10-15-22
Long completion:	64, vs. Eastern Michigan, 12-18-21
Rush attempts:	11, at Southern Miss, 09-03-22
Rush yards:	50, at UMass, 10-09-22
Rush TDs:	1, 2 times (last at Southern Miss, 09-03-22)
Long rush:	23, at UMass, 10-08-22

13 CJ YARBROUGH, WR

Receptions:	5, at Virginia Tech, 11-07-20
Receiving yards:	94, at Old Dominion, 10-01-2
Receiving TDs:	1, 2 times (last at Old Dominion, 10-01-22)
Long reception:	47, at Virginia, 11-23-19

16 CHARLIE BREWER, QB

Completions:	43, vs. Texas Tech, 11-11-17
Attempts:	63, vs. Texas Tech, 11-11-17
Passing TDs:	3, 10 times (last at Iowa State, 11-07-20)
Passing yards:	417, vs. Texas Tech, 11-11-17
Long completion:	78, at Oklahoma State, 10-19-19
Rush attempts:	23, vs. Kansas State, 11-28-20
Rush yards:	109, vs. Vanderbilt, 12-27-18
Rush TDs:	3, vs. Texas Tech, 10-12-19
Long rush:	51, at TCU, 11-24-17

19 BRODY BRUMM, WR

Receptions:	2, 3 times (last at Ole Miss, 11-06-21)
Receiving yards:	50, vs. UMass, 10-30-21
Receiving TDs:	1, vs. UMass, 10-30-21
	1, vs. North Alabama, 10-03-20
Long reception:	39, vs. UMass, 10-30-21
Long kick return:	28, vs. Campbell, 09-04-21

88 JEROME JACKSON, TE

Receptions:	2, vs. Middle Tennessee, 10-09-21
Receiving yards:	19, vs. Louisiana-Monroe, 10-10-20
Receiving TDs:	1, 7 times (last vs. Gardner-Webb, 10-15-22)
Long reception:	19, vs. Louisiana-Monroe, 10-10-20

42 NICK BROWN, K

Points scored:	9, at Southern Miss, 09-03-22
PATs made:	6, at UMass, 10-08-22
FGs made:	2, at Wake Forest, 09-17-22
	2, at Southern Miss, 09-03-22
Long field goal:	49, at Old Dominion, 10-01-22

85 BRAYDEN BECK, K

Points scored:	8, vs. Eastern Michigan, 12-18-21
	8, vs. UMass, 10-30-21
PATs made:	8, vs. UMass, 10-30-21
FGs made:	1, 4 times (last vs. E. Michigan, 12-18-21)
Long field goal:	43, vs. Eastern Michigan, 12-18-21

BIRTHDAY CHART

September	Player	Game Day
Date		
2	Owen McCone	
3	Juawan Treadwell	Southern Miss
6	Joseph Carter	
8	Robert Rahimi	
9	Daijahn Anthony	
13	Jaylin Belford	
17	X'Zauvea Gadlin	Wake Forest
17	Cam Reddy	Wake Forest
18	Preston Hodge	
19	Kyle Hanks	
22	Daniel Darko	
23	Noah Frith	
23	Dae Dae Hunter	
27	Head Coach Hugh Freeze	

October	Player	Game Day
Date		
2	D'Wayne Crawford	
3	Carl Poole	
6	T.J. Green	
9	Caleb Williams	
11	Tre Lawing	
13	Micah Glaize	
13	Jerome Jolly, Jr.	
14	Cole Peterlin	
16	Chris Megginson	
16	Ed Ogle	
19	Russian Williams	
20	Tyren Dupree	
21	Jaivian Lofton	
23	Justin Gipson	
23	Austin Henderson	
26	Stephen Sings V	
29	Miyon Conaway	

November	Player	Game Day
Date		
1	Shedro Louis	
1	Javon Scruggs	
6	Jackson Shirer	
9	AKhori Jones	
9	Kaci Seegars	
17	Tim Coutras	
20	Ike Okoye	
25	Jayden Sweeney	
26	Charlie Brewer	New Mexico St.
30	Malik Capner	

December	Player	Game Day
Date		
1	Bryce Dixon	
1	Dexter Ricks, Jr.	
4	Jonathan Graham	
6	Reggie Young	
8	Demario Douglas	
17	Jay Hardy	
22	Ahmad Walker	
27	Jaylon Jimmerson	
31	Deon Biggins	

DB



#11 • DE • DURRELL JOHNSON • 6-3 • 240 • SR.

- Ranks No. 3 in the country in fumble recoveries (2) and tackles for a loss (1.7 per game);
- Matched a career high a 3.5 TFL/2.5 sack performance against Akron (five total tackles)
- Made five tackles (four solo, one assisted) and had one sack, 3.0 TFL and one QB hurry in win over UAB
- Had an interception, forced fumble, a pass breakup and five tackles (four solo, one assisted) in Liberty's win at Southern Miss in the season opener
- 2023 Senior Bowl Watch List member; • 2021 Bronko Nagurski Trophy and Chuck Bednarik Award watch list; 2020 Phil Steele Postseason All-America



#90 • DT • DENNIS OSAGIEDE • 5-11 • 290 • R-SR.

- Ranks No. 11 in the country in sacks (0.86 per game) after recording 2.0 sacks, 2.5 TFLs against Gardner-Webb
- Finished the UMass game with a career-best 1.5 sacks, while adding three tackles (1 solo, 2 assisted) and 2.0 TFLs
- Matched his season high with five tackles against Akron (all assisted stops), while adding a quarterback hurry
- Three stops against UAB (2 solo, 1 assisted), including an eight yard sacks
- Transferred to Liberty from Stephen F. Austin where he played 11 games in 2021; started his career at UMass (20 games/2018-19 seasons)



#91 • DT • KENDY CHARLES • 6-0 • 275 • R-SO.

- Started in season-opening win at Southern Miss, tallied career-best seven tackles (four solo, three assisted) and had one TFL
- Tallied two tackles (one solo, one assisted), 1.5 TFL, 0.5 sacks at Wake Forest
- Standout day against Gardner-Webb, finishing the game with six tackles, including 1.5 TFLs and 1.0 sacks
- Finished Old Dominion game with four tackles (one solo, three assisted), while adding a pass breakup
- Ranked second on Liberty roster with 5.0 sacks in 2021, while adding 7.0 tackles for a loss



#10 • DE • TRESHAUN CLARK • 6-1 • 250 • JR.

- Missed the UMass and GWU games due to an injury
- Matches his season high with five stops against Akron (one solo, four assisted), including 1.5 sacks (12 yards)
- Had five tackles (four solo, one assisted), 1.5 sacks, 1.5 TFL vs. UAB
- 2022 Phil Steele Preseason All-Independent Team



#7 • LB • MIKE SMITH, JR. • 6-1 • 225 • R-JR.

- Career-best 3.0 TFLs vs. Gardner-Webb, seven total tackles
- Totaled a team-high 10 tackles, including 2.5 TFL, at Wake Forest
- Nine stops against Akron (three solo, six assisted)
- INT (22 yards) and eight tackles in season opener at Southern Miss
- Transferred to Liberty from Mississippi Gulf Coast Community College




#34 • LB • AHMAD WALKER • 5-11 • 215 • SO.

- Career-best nine stops against Akron (four solo, five assisted)
- Seven-stop effort against Gardner-Webb, including 1.0 TFL and 1 PBU
- Recorded six tackles, two sacks and 2.5 tackles for loss at Wake Forest
- Had a forced fumble, fumble recovery, five total tackles, 0.5 TFL vs. UAB
- Started in season opener at USM, eight total tackles



#4 • CB • CHRIS MEGGINSON • 6-0 • 190 • JR.

- Season-best four tackles against Akron (all solo stops)
- Three solo tackles against Gardner-Webb and a PBU
- Had three solo tackles, 1.0 TFL and a forced fumble vs. UAB
- Finished the So. Miss game with four stops (three assisted, one solo)
- Has played in 27 consecutive games and has 82 career tackles



#20 • CB • KOBE SINGLETON • 6-0 • 180 • R-SO.

- Ranks No. 33 in the country in INTs (against Southern Miss & UMass)
- Started against Akron, recording a season-best four tackles
- Transferred to Liberty from Southern Utah
- Played in all 11 games for Southern Utah in 2021, totaling 21 tackles while leading the team in INTs (3) and pass breakups (6)



#1 • S • JAVON SCRUGGS • 5-11 • 185 • SR.

- Missed the Wake Forest game; returned to the lineup against Akron
- Led Flames with eight stops at Old Dominion (2 solo, six assisted)
- Had seven tackles (two solo, five assisted) and fumble recovery at USM
- Team's active leader in tackles (230), INTs (6) and forced fumbles (5)
- 2020 Phil Steele Postseason All-Independent first team



#6 • S • ROBERT RAHIMI • 6-1 • 190 • JR.

- Ranks No. 4 in the country in INTs (4); No. 6 in INTs per game (0.6)
- Four INTs in the last three games (first Flames to do so since 2016)
- Six stops, all assisted, and his third INT of 2022 at Old Dominion
- Had six tackles (five solo, one assisted) and fumble recovery vs. UAB
- Matched his career high with six tackles at UMass



#16 • S • QUINTON REESE • 6-0 • 190 • R-SO.

- Finished the UMass game with a career-best 1.5 TFL, added five tackles
- Tied career high with six tackles, made second career INT at Wake Forest
- Started season opener at USM, three tackles and one TFL
- Four stops at Old Dominion (two solo, two assisted). 0.5 TFL
- Saw playing time in the first six games of 2021 before suffering an injury

LB

DB

KEY RESERVES/PUNTER



#3 • DE • STEPHEN SINGS V • 6-3 • 255 • R-SO.

- Finished the UMass game with a career best 2.0 sacks
- Saw playing time in 12 games in 2021
- Finished the season with 25 tackles (13 solo, 12 assisted)
- Added 3.0 TFL, one sack and a fumble recovery
- Earned first career start at ULM, made a career-best five stops



#77 • DE • KHRISTIAN ZACHARY • 6-2 • 270 • SO.

- Has started the last two games in place of TreShaun Clark at DE
- Finished the UMass and GWU games with an assisted tackle, including 0.5 tackle for a loss against UMass
- Saw playing time in five games in 2021 (4 tackles, 2.0 TFLs)
- Four-star recruit as ranked by ESPN.com out of high school



#5 • DT • DRE BUTLER • 6-5 • 300 • SR.

- Season-best four stops at Old Dominion (two solo, two assisted), while adding a 1.0 sacks and a forced fumble
- Tied for third on squad with seven tackles (four solo, three assisted) in Liberty debut at Southern Miss
- Transferred to Liberty from Auburn during the offseason



#24 • LB • AAKIL WASHINGTON • 6-2 • 240 • R-SO.

- Matched his career high with six tackles against Akron
- Saw playing time in all 13 games in 2021, starting six games at DE
- Transitioned to linebacker during the offseason
- Finished 2021 season with 27 tackles (13 solo, 14 assisted), 5.5 TFLs, 4.5 sacks



#35 • LB • TYREN DUPREE • 6-1 • 240 • R-JR.

- Career best eight tackles against Akron (four solo, four asst.)
- Seven stops at Old Dominion, including a 1.0 sack (4 yards)
- Finished the Gardner-Webb game with a sack (5 yards)
- Totaled 31 tackles (20 solo, 11 assisted), 2.0 sacks, 4.5 TFLs, three forced fumbles and a fumble recovery in 13 games in 2021




#8 • CB • DAIJAHN ANTHONY • 6-0 • 205 • R-JR.

- Sealed Liberty's win against Gardner-Webb with an INT
- Season best five stops against Akron (two solo, three assisted)
- Finished 2021 with 15 tackles (nine solo, six assisted)
- Career-high four tackles, TFL and two PB vs. MTSU in 2021
- Transferred to Liberty from Shepherd following the 2020 season



#9 • S • JUAWAN TREADWELL • 5-11 • 200 • SR.

- Started at safety at Wake Forest, made four solo tackles and had two pass breakups in the game
- Two solo stops at UMass
- Saw playing time in all 13 games in 2021 (backup at strong safety)
- Finished 2021 with 11 stops (eight solo, three assisted)



#46 • P • AIDAN ALVES • 6-1 • 220 • R-SR.

- 2019 and 2022 Ray Guy Award watch list member
- Seven punts, 37.3 YPP, three punts inside 20-yard line vs. UAB
- Had five punts for 217 yards (43.4 YPP) at Southern Miss
- 2021 LendingTree Bowl Special Teams MVP
- Finished 2021 season averaging career-best 42.7 yards per punt

0 JEROME JOLLY, JR., LB

Tackles:	5, vs. ULM, 10-10-20
Sacks:	
Tackles for loss:	1.0, vs. ULM, 10-10-20

1 JAVON SCRUGGS, S

Interceptions:	1, 6 times (last vs. Gardner-Webb, 10-15-22)
Long interception return:	72, at New Mexico St., 10-05-19
Tackles:	12, at Syracuse, 10-17-20
Sacks:	1.0, at UMass, 10-08-22
Tackles for loss:	2.5, at BYU, 11-09-19

3 STEPHEN SINGS V, DL

Tackles:	5, at ULM, 10-16-21
Sacks:	2.0, at UMass, 10-08-22
Tackles for loss:	2.0, at UMass, 10-08-22

4 CHRIS MEGGINSON, CB

Interceptions:	1, at Syracuse, 10-17-20
Long interception return:	
Tackles:	5, at Western Kentucky, 09-19-20
Tackles for loss:	1.0, vs. UAB, 09-10-22
	1.0, at UAB, 10-02-21

5 DRE BUTLER, DL

Tackles:	7, at Southern Miss, 09-03-22
Sacks:	1.0, 2 times (last at Old Dominion, 10-01-22)
Tackles for loss:	1.0, 3 times (last at Old Dominion, 10-01-22)

6 ROBERT RAHIMI, S

Interceptions:	1, 5 times (last vs. Gardner-Webb, 10-15-22)
Long interception return:	24, at Old Dominion, 10-01-22
Tackles:	6, three times (last at UMass, 10-08-22)
Tackles for loss:	1.0, vs. UMass, 10-30-21
	1.0, at Syracuse, 09-24-21

7 MIKE SMITH, JR., LB

Interceptions:	1, at Southern Miss, 09-03-22
Long interception return:	22, at Southern Miss, 09-03-22
Tackles:	10, at Wake Forest, 09-17-22
Sacks:	
Tackles for loss:	3.0, vs. Gardner-Webb, 10-15-22

8 DAIJAHN ANTHONY, CB

Interceptions:	1, 4 times (last vs. Gardner-Webb, 10-15-22)
Long interception return:	14, at Lock Haven, 10-03-19
Tackles:	5, vs. Akron, 09-24-22
Tackles for loss:	1.0, vs. Middle Tennessee, 10-09-21

9 JUAWAN TREADWELL, S

Interceptions:	
Long interception return:	
Tackles:	6, at NC State, 11-21-20
	6, vs. North Alabama, 10-03-20

Sacks:	
Tackles for loss:	1.0, 6 times (last vs. UAB, 09-10-22)

10 TRESHAUN CLARK, DL

Tackles:	9, vs. Army, 11-27-21
Sacks:	2.0, at New Mexico State, 10-05-19
Tackles for loss:	2.5, at New Mexico State, 10-05-19

11 DURRELL JOHNSON, DL

Interceptions:	1, at Southern Miss, 09-03-22
	1, vs. Western Carolina, 11-14-20
Long interception return:	18, vs. Western Carolina, 11-14-20
Tackles:	7, at Syracuse, 10-17-20
Sacks:	2.5, vs. Akron, 09-24-22
	2.5, vs. FIU, 09-26-20
Tackles for loss:	3.5, vs. Akron, 09-24-22
	3.5, vs. FIU, 09-26-20

13 JAYLON JIMMERSON, S

Interceptions:	1, 4 times (last at Southeastern La., 10-12-19)
Long interception return:	33, at Southeastern La., 10-12-19
Tackles:	12, vs. Abilene Christian, 09-27-19
Sacks:	1.0, vs. Abilene Christian, 09-27-19
Tackles for loss:	1.0, 4 times (last vs. Eastern Mich., 12-18-21)

16 QUINTON REESE, S

Interceptions:	1, at Wake Forest, 09-17-22
	1, vs. UMass, 11-27-20
Long interception return:	9, at Wake Forest, 09-17-22
Tackles:	6, at Wake Forest, 09-17-22
	6, vs. UMass, 11-27-20
Sacks:	1.0, vs. Western Carolina, 11-14-20
Tackles for loss:	1.5, at UMass, 10-09-22

20 KOBE SINGLETON, CB

Interceptions:	1, 5 times (last at UMass, 10-08-22)
Long interception return:	48, vs. Portland St., 10-02-21
Tackles:	4, vs. Akron, 09-24-22
	4, at Wake Forest, 09-17-22

Sacks:	
Tackles for loss:	

24 AAKIL WASHINGTON, LB

Tackles:	6, vs. Akron, 09-24-22
	6, at ULM, 10-16-21
Sacks:	1.0, 5 times (last vs. Louisiana, 11-20-21)
Tackles for loss:	2.0, vs. UMass, 10-30-21

34 AHMAD WALKER, LB

Tackles:	9, vs. Akron, 09-24-22
Sacks:	2.0, at Wake Forest, 09-17-22
Tackles for loss:	2.5, at Wake Forest, 09-17-22

35 TYREN DUPREE, LB

Tackles:	8, vs. Akron, 09-24-22
Sacks:	1.0, 4 times (last vs. Gardner-Webb, 10-15-22)
Tackles for loss:	2.0, vs. UMass, 10-30-21

57 CARL POOLE, LB

Interceptions:	1, vs. Old Dominion, 09-18-21
	1, vs. Western Carolina, 11-14-20
Long interception return:	6, vs. Western Carolina, 11-14-20
Tackles:	5, vs. Army, 11-27-21
	5, at NC State, 11-21-20
	5, vs. North Alabama, 10-03-20
Sacks:	1.0, vs. North Alabama, 10-03-20
Tackles for loss:	1.0, vs. UMass, 10-30-21
	1.0, vs. North Alabama, 10-03-20

77 KHRISTIAN ZACHARY, DL

Tackles:	3, vs. Campbell, 09-04-21
Sacks:	0.5, vs. Eastern Michigan, 12-18-21
	0.5, at UMass, 10-08-22
Tackles for loss:	1.5, vs. Campbell, 09-04-21

90 DENNIS OSAGIEDE, DL

Tackles:	8, vs. Eastern Kentucky, 11-06-21
Sacks:	2.0, vs. Gardner-Webb, 10-15-22
Tackles for loss:	2.5, at Memphis, 11-21-20
	2.5, vs. Gardner-Webb, 10-15-22

91 KENDY CHARLES, DL

Tackles:	7, at Southern Miss, 09-03-22
Sacks:	3.0, vs. Old Dominion, 09-18-21
Tackles for loss:	3.0, vs. Old Dominion, 09-18-21

37 MAX MORGAN, P

Punts	5, at Syracuse, 09-24-21
Long Punt	62, vs. Middle Tennessee, 10-09-21

46 AIDAN ALVES, P

Punts	9, vs. New Mexico State, 11-24-18
	9, vs. Troy, 10-13-18
Long Punt	73, vs. Hampton, 09-21-19

ALL-TIME 50-YARD FIELD GOALS IN WILLIAMS STADIUM HISTORY

Distance	Kicker	Team	Opponent	Date
60	John Lunsford	Liberty	Richmond	10/4/14
57	John Lunsford	Liberty	Kennesaw State	10/24/15
57	John Lunsford	Liberty	Bryant	9/20/14
56	Nick Terracina	YSU	Liberty	9/27/03
54	Alex Barbir	Liberty	Western Carolina	11/14/20
53	Andrew Foster	Morehead St.	Liberty	9/9/17
52	Andrew Shelley	New Mexico	Liberty	9/28/19
52	John Lunsford	Liberty	Delaware State	9/5/15
52	Dave Ettinger	Hofstra	Liberty	11/15/97
52	Daniel Whitehead	Liberty	Catawba	10/22/94
51	Alex Probert	Liberty	New Mexico State	11/24/18
51	Alex Probert	Liberty	Robert Morris	10/1/16
51	John Lunsford	Liberty	Charleston So.	11/15/14
50	Tyler Sumpter	Troy	Liberty	10/13/18
50	Matt Bevins	Liberty	Stony Brook	11/20/10

2022 SPECIAL TEAMS TACKLES

Player	Total	Kickoff	Punt
#1 Javon Scruggs	2	0	2
#16 Quinton Reese	2	0	2
#27 Micah Glaize	2	2	0
#36 Daniel Darko	2	0	2
#90 Jason Stricker	2	2	0
#6 Robert Rahimi	1	1	0
#7 Mike Smith, Jr.	1	1	0
#28 Preston Hodge	1	1	0
#29 A'Khor Jones	1	1	0
#35 Tyren Dupree	1	1	0
#41 Austin Mock	1	0	1



LIBERTY'S 2022 SCORING DRIVES

Opponent	Plays-Yds.	TOP	Qtr	Scoring Play
Southern Miss	4-0	1:06	2	Brown 32-yard field goal
Southern Miss	1-28	0:15	2	Bennett 18-yard run
Southern Miss	10-79	3:07	4	10-yard pass (Salter/Douglas)
Southern Miss	4-81	1:11	4	23-yard pass (Salter/Douglas)
Southern Miss	5-17	0:00	OT2	Brown 26-yard field goal
Southern Miss	N/A	0:00	OT4	2 pt. conversion (Salter/Jackson)
UAB	8-66	3:15	2	Louis 5-yard run
UAB	6-62	2:54	3	Salter 2-yard run
UAB	7-53	3:13	4	Hunter 1-yard run
Wake Forest	4-6	0:57	2	Brown 47-yard field goal
Wake Forest	5-46	0:45	2	Brown 28-yard field goal
Wake Forest	3-74	1:20	3	Salter 43-yard run
Wake Forest	4-63	1:57	3	Hunter 43-yard run
Wake Forest	8-77	3:18	4	38-yard pass (Salter/Douglas)
Wake Forest	8-70	2:25	4	18-yard pass (Salter/Douglas)
Akron	8-61	3:34	1	22-yard pass (Bennett/Coleman)
Akron	8-68	4:36	2	30-yard pass (Bennett/Sibley)
Akron	8-52	4:13	4	Hunter 1-yard run
Old Dominion	1-34	0:08	1	34-yard pass (Salter/Lofton)
Old Dominion	4-77	1:30	1	1-yard pass (Salter/Yarbrough)
Old Dominion	7-83	2:56	2	Hunter 29-yard run
Old Dominion	7-29	3:18	3	Brown 49-yard field goal
Old Dominion	6-70	2:56	3	Hunter 32-yard run
Old Dominion	8-99	4:55	4	41-yard pass (Bennett/Hunter)
UMass	4-28	1:32	2	Hunter 1-yard run
UMass	5-55	0:55	2	Louis 1-yard run
UMass	4-61	1:04	2	4-yard pass (Bollinger/Bennett)
UMass	5-66	1:39	3	Louis 6-yard run
UMass	7-33	2:22	3	Louis 2-yard run
UMass	8-73	2:13	4	39-yard pass (Douglas/Bennett)
Gardner-Webb	7-69	2:57	1	7-yard pass (Jackson/Bennett)
Gardner-Webb	2-62	0:32	2	Louis 2-yard run
Gardner-Webb	10-67	4:38	4	Hunter 1-yard run

Longest scoring drive (plays) - 10 at Southern Miss (09-03-22); 10 vs. Gardner-Webb (10-15-22)

Longest scoring drive (yards) - 99 at Old Dominion (10-01-22)

Longest scoring drive (time) - 4:55 at Old Dominion (10-01-22)

Shortest scoring drive (plays) - 1 at Southern Miss (09-03-22); 1 at Old Dominion (10-01-22)

Shortest scoring drive (yards) - 0 at Southern Miss (09-03-22)

Shortest scoring drive (time) - 0:08 at Old Dominion (10-01-22)

2022 TURNOVER TABLE

Opponent	Takeaways	Pts.	Giveaways	Pts.
Southern Miss	5	10	3	14
UAB	4	0	1	7
Wake Forest	2	3	4	14
Akron	1	0	2	6
Old Dominion	2	7	2	7
UMass	1	7	1	7
Gardner-Webb	3	0	3	7
Total	18	27	16	62

LU Turnover Margin: +2

Liberty Career Top 5

Receptions

	Catches/Yards
1) Antonio Gandy-Golden/2016-19	240/3,814
2) Darrin Peterson/2012-15	215/3,170
3) Chris Summers/2008-11	188/2,712
4) Pat Nelson/1988-91	176/2,447
5) Pat Kelly/2009-12	162/2,107
Demario Douglas/2019-Present	127/1,746

Kickoff Returns

1) Adrian Hall/2001-03	87
2T) Shedro Louis/2019-Present	68
2T) Adrian Cherry/1990-93	63
4T) Scott Thomas/1989-93	62
4T) Frankie Hickson/2016-19	62

Punt Returns

1) Adrian Hall/2001-03	52
2) Demario Douglas/2019-Present	50
3T) Wayne Haddix/1983-86	48
3T) Andrew McFadden/1995-96	48
3T) DJ Stubbs/2017-21	48

Punt Return Touchdowns

1) Richard Shelton/1984-88	3
Demario Douglas/2019-Present	2

Quarterback Sacks

1) Chima Uzowihe/2012-15	25.0
2) Aaron DeBerry/2000-03	22.0
3) Jessie Lemonier/2018-19	20.5
4) Juwan Wells/2015-18	19.5
5) Rodney Degrate/1994-96	19.0
TreShaun Clark/2019-Present	17.5
Durrell Johnson/2020-Present	13.5

Tackles for Loss

1) Aaron DeBerry/2000-03	45.0
2) Chima Uzowihe/2012-15	44.0
3) Seth Reichart/2001-04	41.0
4) Jason Wells/1998-2000	40.0
5) Juwan Wells/2015-18	37.5
TreShaun Clark/2019-Present	32.0
Durrell Johnson/2020-Present	29.5

Career 300+ Yard Passing Games

#16 Charlie Brewer (12)

Date	Opponent	C-A-Int	Yds	TD
11/4/17	Kansas	23-29-0	315	3
11/11/17	Texas Tech	43-63-1	417	3
11/24/17	TCU	19-29-1	301	2
9/8/18	UTSA	23-34-0	328	3
9/29/18	Oklahoma	38-60-0	400	2
11/24/18	Texas Tech	22-30-1	308	3
12/27/18	Vanderbilt	21-34-1	384	2
9/21/19	Rice	20-27-0	303	1
9/28/19	Iowa State	26-45-0	307	3
10/12/19	Texas Tech	24-37-3	352	0
10/19/19	Oklahoma State	13-17-0	312	1
11/28/20	Kansas State	31-39-0	349	2

Career 100+ Yard Rushing Games

#0 Dae Dae Hunter (5)

Date	Opponent	No.	Yds	TD
9/4/21	Portland State	16	128	1
10/2/21	Fresno State	21	127	0
10/16/21	Nevada	8	174	2
9/24/22	Akron	18	118	1
10/1/22	Old Dominion	15	121	2

#1 Shedro Louis (3)

Date	Opponent	No.	Yds	TD
10/17/20	Syracuse	10	170	2
11/6/21	Ole Miss	7	101	1
10/1/22	Old Dominion	16	109	0

#16 Charlie Brewer (1)

Date	Opponent	No.	Yds	TD
12/27/18	Vanderbilt	16	109	1

Career 100+ Yard Receiving Games

#8 Caleb Snead (6)

Date	Opponent	No.	Yds	TD
10/20/18	Monmouth	10	188	2
10/27/18	Gardner-Webb	7	119	1
10/26/19	Gardner-Webb	5	104	1
10/2/21	North Alabama	8	162	2
10/16/21	Monmouth	6	178	1
11/6/21	James Madison	11	198	2

#3 Demario Douglas (5)

Date	Opponent	No.	Yds	TD
10/24/20	Southern Miss	6	115	1
10/2/21	UAB	4	128	0
10/9/21	Middle Tennessee	6	156	1
9/17/22	Wake Forest	7	124	2
10/8/22	UMass	4	134	1

#4 CJ Daniels (2)

Date	Opponent	No.	Yds	TD
10/23/21	North Texas	7	130	2
11/27/21	Army	8	118	0

LIBERTY TEAM

50+ Points	56 vs. Eastern Michigan, Dec. 18, 2021
60+ Points	62 vs. UMass, Oct. 30, 2021
70+ Points	73 vs. Kentucky Wesleyan, Sept. 28, 2013
Was shut out	vs. Syracuse, Aug. 31, 2019 (0-24)
Shut a team out at home	UMass, Nov. 27, 2020 (45-0)
Shut a team out on the road	Presbyterian, Nov. 5, 2016 (16-0)
Overtime game	at Southern Miss, Sept. 3, 2022 (won 29-27 in 4OT)
30+ first downs	30 at Ole Miss, Nov. 6, 2021
50+ rushing attempts	55 at Ole Miss, Nov. 6, 2021
60+ rushing attempts	61 vs. Charleston So., Oct. 30, 2004
200+ Yards Rushing	210 at Old Dominion, Oct. 1, 2022
300+ Yards Rushing	378 vs. UMass, Nov. 27, 2020
400+ Yards Rushing	429 at Presbyterian, Oct. 13, 2012
Less than 100 Yards Rushing	93 vs. Gardner-Webb, Oct. 15, 2022
Less than 50 Yards Rushing	45 at North Texas, Oct. 23, 2021
Less than 25 Yards Rushing	-4 vs. Syracuse, Aug. 31, 2019
50+ pass attempts	54 at New Mexico State, Oct. 6, 2018
60+ pass attempts	60 at Baylor, Sept. 2, 2017
300+ Yards Passing	305 vs. Army, Nov. 27, 2021
400+ Yards Passing	409 vs. UMass, Oct. 30, 2021
Less than 100 Yards Passing	79 at Auburn, Nov. 17, 2018
500+ Yards Total Offense	528 vs. Eastern Michigan, Dec. 18, 2021
600+ Yards Total Offense	604 vs. UMass, Oct. 30, 2021
700+ Yards Total Offense	730 at UMass, Nov. 2, 2019
Less than 200 Yards Total Offense	134 at Auburn, Nov. 17, 2018
Less than 150 Yards Total Offense	134 at Auburn, Nov. 17, 2018
90+ offensive plays	96 at New Mexico State, Oct. 6, 2018
Forced 5 Turnovers	5 at Southern Miss, Sept. 3, 2022
Intercepted 4 Passes	4 at New Mexico, Sept. 29, 2018
Had 0 Turnovers	at North Texas, Oct. 23, 2021

LIBERTY INDIVIDUAL RUSHING

100+ Yards Rushing	121, Dae Dae Hunter and 109, Shedro Louis at Old Dominion, Oct. 1, 2022
150+ Yards Rushing	157, Malik Willis at ULM, Oct. 16, 2021
200+ Yards Rushing	220, Rashad Jennings at Youngstown St., Sept. 27, 2008
QB Rushed for 100 Yards	157, Malik Willis at ULM, Oct. 16, 2021
Two Players with 100+ Yards Rushing	121, Dae Dae Hunter and 109, Shedro Louis at Old Dominion, Oct. 1, 2022
Three Players with 100+ Yards Rushing	Never
Had a run of 50+ yards	53, Malik Willis at ULM, Oct. 16, 2021
Had a run of 60+ yards	75, Shedro Louis at Syracuse, Oct. 17, 2020
Had a run of 70+ yards	75, Shedro Louis at Syracuse, Oct. 17, 2020
Had a run of 80+ yards	82, Danny Broggin vs. Coastal Carolina, Oct. 17, 2009
Had 30+ Rushing Attempts	30, Carrington Mosley vs. Duquesne, Nov. 4, 2017
Had 35+ Rushing Attempts	35, D.J. Abnar at Coastal Carolina, Nov. 22, 2014
Had 40+ Rushing Attempts	40, Eugene Goodman vs. Hofstra, Nov. 22, 2003
3+ Rushing Touchdowns	3, Shedro Louis at UMass, Oct. 8, 2022
4+ Rushing Touchdowns	4, Malik Willis vs. Coastal Carolina, Dec. 26, 2020
5+ Rushing Touchdowns	5, Kim Raynor vs. Ferrum, Nov. 3, 1979

LIBERTY INDIVIDUAL PASSING

300+ Yards Passing	305, Malik Willis vs. Army, Nov. 27, 2021
400+ Yards Passing	474, Stephen Calvert at UMass, Nov. 2, 2019
Had 30+ Completions	32, Stephen Calvert vs. Idaho State, Oct. 20, 2018
Had 40+ Completions	44, Stephen Calvert at Baylor, Sept. 2, 2017
Had 40+ Attempts	46, Malik Willis vs. Army, Nov. 27, 2021
Had 50+ Attempts	54, Stephen Calvert at New Mexico St., Oct. 6, 2018
Had 60+ Attempts	60, Stephen Calvert at Baylor, Sept. 2, 2017
50+ Yard Pass	60, Johnathan Bennett vs. Gardner-Webb, Oct. 15, 2022
80+ Yard Pass	83, Malik Willis vs. Western Carolina, Nov. 14, 2020
90+ Yard Pass	91, Biff Parson at Charleston So., Nov. 10, 2001
Had 3+ TD Passes	3, Malik Willis vs. Eastern Michigan, Dec. 18, 2021
Had 4+ TD Passes	4, Malik Willis vs. UMass, Oct. 30, 2021
Had 5+ TD Passes	6, Malik Willis vs. Southern Miss, Oct. 24, 2020
Had 6+ TD Passes	6, Malik Willis vs. Southern Miss, Oct. 24, 2020

LIBERTY INDIVIDUAL RECEIVING

Caught 10+ Passes	10, Antonio Gandy-Golden at BYU, Nov. 9, 2019
Two Players Caught 10+ Passes	13, Antonio Gandy-Golden and 10, Damian King at Baylor, Sept. 2, 2017
100+ Yards Receiving	134, Demario Douglas at UMass, Oct. 8, 2022
200+ Yards Receiving	205, Antonio Gandy-Golden at UMass, Nov. 3, 2018
Two Players with 100+ Yards Receiving	142, Antonio Gandy-Golden and 108, DJ Stubbs vs. Idaho State, Oct. 20, 2018
Three Players with 100+ Yards Receiving	129, Chris Summers, 115, Pat Kelly and 110, B.J. Hayes vs. St. Francis, Pa., Sept. 4, 2010
Had 2+ TD Catches	2, Demario Douglas at Wake Forest, Sept. 17, 2022
Had 3+ TD Catches	3, Antonio Gandy-Golden vs. Old Dominion, Sept. 1, 2018
100+ Yards Receiving by a TE	110, Tommy Shaver at Gardner-Webb, Oct. 8, 2011
100+ Yards Receiving by a RB	128, D.J. Jordan vs. Charleston So., Nov. 11, 2000
50+ Yard Reception	60, Noah Frith vs. Gardner-Webb, Oct. 15, 2022
80+ Yard Reception	83, Kevin Shaa vs. Western Carolina, Nov. 14, 2020
90+ Yard Reception	91, Travis Burns vs. Charleston So., Nov. 10, 2001

LIBERTY INDIVIDUAL DEFENSE

Had 10+ Tackles	10, Mike Smith, Jr., at Wake Forest, Sept. 17, 2022
Had 15+ Tackles	15, Rashaad Harding at ULM, Oct. 16, 2021
Had 2+ Interceptions	2, Anthony Butler vs. North Alabama, Oct. 3, 2020
Had 3+ Interceptions	3, Jeremy Peters at Gardner-Webb, Oct. 28, 2017
INT Return for a TD	27, Skyler Thomas vs. Eastern Michigan, Dec. 18, 2021
Fumble Return for a TD	0, Treon Sibley vs. Louisiana-Monroe, Oct. 10, 2020
Had 4+ Tackles for Loss	5, Jessie Lemonier vs. Idaho State, Oct. 20, 2018
Had 5+ Tackles for Loss	5, Jessie Lemonier vs. Idaho State, Oct. 20, 2018
Had 2+ Sacks	2.0, Dennis Osagiede vs. Gardner-Webb, Oct. 15, 2022
Had 3+ Sacks	3.0, Kendy Charles vs. Old Dominion, Sept. 18, 2021
Blocked a Punt	Jerome Jolly, Jr. at Wake Forest, Sept. 17, 2022
Blocked a FG	Aakil Washington at ULM, Oct. 16, 2021
Blocked a PAT	Skyler Thomas at Troy, Sept. 11, 2021
Recorded a Safety	at Wake Forest, Sept. 17, 2022

LIBERTY INDIVIDUAL MISCELLANEOUS

KR for a TD	97, Shedro Louis vs. Maine, Oct. 19, 2019
Game-Opening KR for a TD	85, Danny Broggin vs. Gardner-Webb, Nov. 6, 2010
PR for a TD	72, Demario Douglas at North Texas, Oct. 23, 2021
Returned a Blocked Punt for a TD	0, Treon Sibley blocked and Chancellor Smith returned vs. Louisiana-Monroe, Oct. 10, 2020
Returned a Blocked FG for a TD	59, Erick Harris blocked and Jordan Alford returned vs. Elon, Nov. 20, 2004
Returned a PAT for a score	Seth Reichart blocked and Kevin Moon returned for the defensive 2-point conversion at Chattanooga, Nov. 13, 2004
Scored 4+ TDs in a game	4, Malik Willis vs. Coastal Carolina, Dec. 26, 2020
Passed for multiple TDs and Rushed for multiple TDs	Malik Willis
3 passing TDs/2 rushing TDs vs. Eastern Michigan, Dec. 18, 2021	
Passed for 200 Yards & Rushed for 100	Malik Willis, 287 passing/144 rushing at UAB, Oct. 2, 2021
Passed for 300 Yards & Rushed for 100	Mike Brown, 334 passing/160 rushing vs. Stony Brook, Nov. 20, 2010
300-yd Passer, 100-yd Rusher, 100-yd Receiver	Stephen Calvert, 319 passing Brandon Robinson, 105 rushing Antonio Gandy-Golden, 181 receiving vs. Hampton, Sept. 21, 2019
100-yd Rusher, 100-yd Receiver	Malik Willis, 144 rushing Demario Douglas, 128 receiving at UAB, Oct. 2, 2021
Punted the Ball 60+ Yards	64, Aidan Alves vs. Akron, Sept. 24, 2022
Punted the Ball 70+ Yards	72, Aidan Alves at UMass, Nov. 2, 2019
Made a 50+ Yard FG	54, Alex Barbir vs. Western Carolina, Nov. 14, 2020
Made 3+ FG	3, Alex Barbir vs. Coastal Carolina, Dec. 26, 2020
Made 4+ FG	4, Alex Probert at Baylor, Sept. 2, 2017

Southern Miss (2-0)

10/24/20	W	56-35	Lynchburg
9/3/22	W	29-27 (40T)	Hattiesburg, Miss.

UAB (2-0)

10/2/21	W	36-12	Birmingham, Ala.
9/10/22	W	21-14	Lynchburg

Wake Forest (0-3)

9/30/06	L	14-34	Winston-Salem, N.C.
9/1/12	L	17-20	Winston-Salem, N.C.
9/17/22	L	36-37	Winston-Salem, N.C.

Akron (1-1)

10/12/02	L	21-49	Akron, Ohio
9/24/22	W	21-12	Lynchburg

Old Dominion (3-1)

10/5/13	L	17-21	Norfolk, Va.
9/1/18	W	52-10	Lynchburg
9/18/21	W	45-17	Lynchburg
10/1/22	W	38-24	Norfolk, Va.

UMass (4-1)

11/3/18	L	59-62 (30T)	Amherst, Mass.
11/2/19	W	63-21	Amherst, Mass.
11/27/20	W	45-0	Lynchburg
10/30/21	W	62-17	Lynchburg
10/8/22	W	42-24	Amherst, Mass.

Gardner-Webb (15-9-1)

10/2/76	L	20-49	Boiling Springs, N.C.
10/1/77	L	7-22	Lynchburg
9/30/78	T	20-20	Boiling Springs, N.C.
9/29/79	W	29-32 (Forfeit)	Roanoke, Va.
10/18/80	W	15-14	Boiling Springs, N.C.
10/3/81	L	9-14	Lynchburg
9/19/00	W	19-8	Lynchburg
10/20/01	L	25-29	Boiling Springs, N.C.
10/5/02	L	21-31	Lynchburg
10/11/03	L	17-27	Boiling Springs, N.C.
10/2/04	W	17-9	Lynchburg
10/29/05	L	16-21	Boiling Springs, N.C.
10/21/06	L	24-27	Lynchburg
11/17/07	W	31-0	Boiling Springs, N.C.
11/15/08	W	30-10	Lynchburg
11/14/09	W	51-28	Boiling Springs, N.C.
11/6/10	W	40-14	Lynchburg
10/8/11	W	35-3	Boiling Springs, N.C.
10/6/12	W	42-35	Lynchburg
10/26/13	W	24-0	Boiling Springs, N.C.
10/25/14	W	34-0	Lynchburg
10/10/15	L	20-34	Boiling Springs, N.C.
10/29/16	W	23-20 (OT)	Lynchburg
10/28/17	W	33-17	Boiling Springs, N.C.
10/15/22	W	21-20	Lynchburg

BYU (0-1)

11/9/19	L	24-31	Provo, Utah
10/22/22			Lynchburg

Arkansas (First Meeting)

11/5/22			Fayetteville, Ark.
---------	--	--	--------------------

UConn (0-1)

9/10/05	L	0-59	East Hartford, Conn.
11/12/22			East Hartford, Conn.

Virginia Tech (1-1)

9/3/16	L	13-36	Blacksburg, Va.
11/7/20	W	38-35	Blacksburg, Va.
11/19/22			Lynchburg

New Mexico State (3-1)

10/6/18	L	41-49	Las Cruces, N.M.
11/24/18	W	28-21	Lynchburg
10/5/19	W	20-13	Las Cruces, N.M.
11/30/19	W	49-28	Lynchburg
11/26/22			Lynchburg

ACC (2-11)

0-1 vs. North Carolina
0-2 vs. NC State
1-2 vs. Syracuse
0-2 vs. Virginia
1-1 vs. Virginia Tech
0-3 vs. Wake Forest
<i>Last Meeting:</i> L 37-36 at Wake Forest, 9/17/22
<i>Current Streak:</i> L3

Big South (59-23)

1-0 vs. Campbell
11-5 vs. Charleston Southern
7-6 vs. Coastal Carolina
0-1 vs. Elon
12-5 vs. Gardner-Webb
1-0 vs. Hampton
2-1 vs. Kennesaw State
2-2 vs. Monmouth
1-0 vs. North Alabama
9-0 vs. Presbyterian
3-2 vs. Stony Brook
10-1 vs. VMI
<i>Last Meeting:</i> W 21-20 vs. Gardner-Webb, 10/15/22
<i>Current Streak:</i> W4

Conference USA (9-1)

1-0 vs FIU
1-0 vs. Middle Tennessee
1-1 vs. North Texas
2-0 vs. Old Dominion
1-0 vs. Southern Miss
2-0 vs. UAB
1-0 vs. Western Kentucky
<i>Last Meeting:</i> W 21-14 vs. UAB, 9/10/22
<i>Current Streak:</i> W8

MAC (5-9)

1-1 vs. Akron
1-0 vs. Ball State
0-1 vs. Bowling Green
1-0 vs. Buffalo
2-0 vs. Eastern Michigan
0-2 vs. Kent State
0-1 vs. Marshall
0-3 vs. Toledo
0-1 vs. UCF
<i>Last Meeting:</i> W, 21-12 vs. Akron, 9/24/22
<i>Current Streak:</i> W3

SEC (0-2)

0-0 vs. Arkansas
0-1 vs. Auburn
0-1 vs. Ole Miss
<i>Last Meeting:</i> L 27-14 at No. 15 Ole Miss, 11/6/21
<i>Current Streak:</i> L2

Sun Belt (9-3)

1-0 vs. Appalachian State
1-0 vs. Coastal Carolina
1-0 vs. Georgia Southern
1-0 vs. Georgia State
0-2 vs. Louisiana
1-0 vs. Old Dominion
1-0 vs. Southern Miss
2-0 vs. Troy
1-1 vs. ULM
<i>Last Meeting:</i> W 38-24 at Old Dominion, 10/1/22
<i>Current Streak:</i> W2

FBS Independents (7-9)

0-2 vs. Army
0-1 vs. BYU
3-1 vs. New Mexico State
0-1 vs. Northern Illinois
0-1 vs. Old Dominion
0-1 vs. UCF
0-0 vs. UConn
4-1 vs. UMass
0-1 vs. USF
<i>Last Meeting:</i> W 42-24 at UMass, 10/8/22
<i>Current Streak:</i> W1

Liberty in Overtime (8-9 record)

9/21/96	at Morgan State	L, 28-34
10/12/97	Hampton	L, 27-33
10/3/98	Charleston So.	W, 28-21
10/24/98	Buffalo	W, 27-24
11/2/02	Eastern Kentucky	L, 28-35
11/22/03	Hofstra	W, 49-42
10/22/05	Coastal Carolina	L, 21-27 (30T)
9/15/07	at William & Mary	L, 41-48 (20T)
10/29/11	Presbyterian	W, 27-20 (20T)
10/19/13	Coastal Carolina	L, 52-55 (20T)
10/4/14	Richmond	L, 39-46 (20T)
10/11/14	at Appalachian St.	W, 55-48
10/17/15	at Monmouth	L, 17-20
10/29/16	Gardner-Webb	W, 23-20
11/3/18	at UMass	L, 59-62 (30T)
12/26/20	vs. Coastal Carolina	W, 37-34
9/3/22	at Southern Miss	W, 29-27 (40T)

GAME 1: AT SOUTHERN MISS

LIBERTY **29**
SOUTHERN MISS **27**
 Sept. 3, 2022 at M.M. Roberts Stadium
 (att.: 24,051)

SCORING	1	2	3	4	OT	T
Liberty	0	10	0	14	5	29
Southern Miss	0	3	7	14	3	27

SCORING SUMMARY:

SECOND QUARTER

14:54 USM Bourgeois 39 yard field goal
 7:54 LU Brown 32 yard field goal
 1:51 LU Bennett 18 yard run (Brown)

THIRD QUARTER

10:27 USM Gore 46 yard rush (Bourgeois)

FOURTH QUARTER

14:44 USM Scott 22 yard interception return (Bourgeois)
 11:30 LU Douglas 10 yard pass from Salter (Brown)
 1:54 USM Gore 5 yard run (Bourgeois)
 0:36 LU Douglas 23 yard pass from Salter (Brown)

SECOND OVERTIME

0:00 LU Brown 26 yard field goal
 0:00 USM Bourgeois 53 yard field goal

FOURTH OVERTIME

0:00 LU Jackson 2 pt. conversion from Salter

TEAM STATS	LIBERTY	USM
FIRST DOWNS	23	19
RUSHES-YARDS (NET)	48-244	54-252
PASSING YDS (NET)	203	139
Passes Comp-Att-Int	18-35-3	6-14-3
TOTAL OFFENSE PLAYS-YARDS	83-447	68-391
Punt Returns-Yards	1-5	0-0
Kickoff Returns-Yards	3-72	2-38
Interception Returns-Yards	3-22	3-22
Punts (Number-Avg)	5-43.4	4-41.2
Fumbles-Lost	1-0	2-2
Penalties-Yards	12-107	10-77
Possession Time	29:06	30:54
Third-Down Conversions	8 of 20	3 of 12
Fourth-Down Conversions	1 of 3	0 of 2
Red-Zone Scores-Chances	4-5	1-5
Sacks By: Number-Yards	1-6	2-14

INDIVIDUAL STATS

RUSHING: Liberty-Salter, K. 9-65; Hunter, D. 11-62; Louis 13-55; Bennett, J. 11-46; Brewer 3-13; Douglas, D. 1-3
 Southern Miss-Gore, F. 32-178; Willis, A. 8-34; Keyes, T. 7-27; Richard, D. 4-9; Dean, J. 3-4

PASSING: Liberty-Salter, K. 8-13-1, 148; Bennett, J. 7-18-2, 37; Brewer, C. 3-4-0, 18
 Southern Miss-Keyes, T. 4-8-2, 89; Gore, F. 1-4-0, 48; Lowe III, T. 0-1-0, 0; Willis, A. 1-1-0, 2

RECEIVING: Liberty-Douglas, D. 5-97; Yarbrough, C. 3-36; Snead, C. 3-29; Frith, N. 2-13; Jackson, J. 1-17; Hanshaw, B. 1-6; Bollinger 1-4; Hunter, D. 1-2; Lofton, J. 1-(-1)
 Southern Miss-Caston, J. 2-54; Brownlee, J. 1-35; Cavallo, C. 1-25; Hayes, B. 1-23; Gore, F. 1-2

GAME 2: UAB

LIBERTY **21**
UAB **14**
 Sept. 10, 2022 at Williams Stadium
 (att.: 18,892)

SCORING	1	2	3	4	T
Liberty	0	7	7	7	21
UAB	7	0	0	7	14

SCORING SUMMARY:

FIRST QUARTER

1:17 UAB Brown Jr. 31 yard rush (Quinn)

SECOND QUARTER

12:55 LU Louis 5 yard run (Brown)

THIRD QUARTER

1:18 LU Salter 2 yard run (Brown)

FOURTH QUARTER

10:59 LU Hunter 1 yard run (Brown)
 3:08 UAB McBride 9 yard run (Quinn)

TEAM STATS	LIBERTY	UAB
FIRST DOWNS	18	15
RUSHES-YARDS (NET)	40-188	43-241
PASSING YDS (NET)	202	114
Passes Comp-Att-Int	13-25-0	10-15-0
TOTAL OFFENSE PLAYS-YARDS	65-390	58-355
Punt Returns-Yards	2-34	1-4
Kickoff Returns-Yards	1-32	3-67
Interception Returns-Yards	0-0	0-0
Punts (Number-Avg)	7-37.3	6-45.8
Fumbles-Lost	1-1	4-4
Penalties-Yards	8-84	5-40
Possession Time	28:31	31:29
Third-Down Conversions	3 of 12	4 of 12
Fourth-Down Conversions	0 of 0	1 of 2
Red-Zone Scores-Chances	3-4	1-3
Sacks By: Number-Yards	4-31	2-8

INDIVIDUAL STATS

RUSHING: Liberty-Salter, K. 14-79; Hunter, D. 10-64; Louis, S. 13-45; Hampton, N. 1-1; Caper, M. 2-(-1)
 UAB-McBride, D. 20-177; Brown Jr., J. 17-91; Hopkins, D. 6-(-27)

PASSING: Liberty-Salter, K. 13-25-0, 202
 UAB-Hopkins, D. 10-15-0, 114

RECEIVING: Liberty-Douglas, D. 3-51; Louis, S. 3-36; Frith, N. 2-75; Hunter, D. 2-8; Yarbrough, C. 1-19; Peterlin, C. 1-11; Jackson, J. 1-2
 UAB-Davis, R. 3-19; Jones, T. 3-16; Palmer, T. 2-20; Shropshire, T. 1-56

GAME 3: AT WAKE FOREST

LIBERTY **36**
NO. 18 WAKE FOREST **37**
 Sept. 17, 2022 at Truist Field
 (att.: 32,891)

SCORING	1	2	3	4	T
Liberty	0	8	15	13	36
Wake Forest	3	17	0	17	37

SCORING SUMMARY:

FIRST QUARTER

9:16 WF Dennis 33 yard field goal

SECOND QUARTER

13:19 WF Banks 16 yard pass from Hartman (Dennis)
 10:55 LU Brown 47 yard field goal
 8:39 WF Dennis 27 yard field goal
 4:39 LU Safety
 0:52 WF Whiteheart 8 yard pass from Hartman (Dennis)
 0:00 LU Brown 28 yard field goal

THIRD QUARTER

12:46 LU Salter 43 yard run (Brown)
 10:08 LU Hunter 43 yard run (2 pt. pass good Douglas/Salter)

FOURTH QUARTER

12:39 WF Dennis 46 yard field goal
 9:14 WF Banks 3 yard pass from Hartman (Dennis)
 5:50 LU Douglas 38 yard pass from Salter (Brown)
 3:39 WF Ellison 1 yard run (Dennis)
 1:11 LU Douglas 18 yard pass from Salter (2 pt. failed)

TEAM STATS	LIBERTY	WF
FIRST DOWNS	22	16
RUSHES-YARDS (NET)	40-181	26-21
PASSING YDS (NET)	256	325
Passes Comp-Att-Int	19-37-3	26-44-2
TOTAL OFFENSE PLAYS-YARDS	77-437	70-346
Punt Returns-Yards	0-0	1-38
Kickoff Returns-Yards	7-114	0-0
Interception Returns-Yards	2-9	3-0
Punts (Number-Avg)	2-42.0	4-26.8
Fumbles-Lost	2-1	0-0
Penalties-Yards	5-41	8-70
Possession Time	35:28	24:32
Third-Down Conversions	4 of 17	6 of 16
Fourth-Down Conversions	4 of 5	1 of 2
Red-Zone Scores-Chances	2-2	7-7
Sacks By: Number-Yards	3-10	5-30

INDIVIDUAL STATS

RUSHING: Liberty-Hunter, D. 18-93; Salter, K. 15-77; Louis, S. 6-20; Bennett, J. 1-(-9)
 Wake Forest-Hartman, S. 8-11; Ellison, J. 7-4; Turner, C. 6-4; Cooley, Q. 4-(-2)

PASSING: Liberty-Salter, K. 19-34-2, 256; Bennett, J. 0-3-1, 0
 Wake Forest-Hartman, S. 26-44-2, 325

RECEIVING: Liberty-Douglas, D. 7-124; Hunter, D. 5-21; Snead, C. 3-59; Yarbrough, C. 2-36; Jackson, J. 1-9; Frith, N. 1-7
 Wake Forest-Banks, J. 6-55; Williams, K. 5-129; Perry, A. 4-33; Morin, T. 4-21; Greene, D. 3-68; Whiteheart, B. 3-20; Ellison, J. 1-(-1)

GAME 4: AKRON

LIBERTY **21**
NO. 18 WAKE FOREST **12**
 Sept. 24, 2022 at Williams Stadium
 (att.: 20,004)

SCORING	1	2	3	4	T
Liberty	7	7	0	7	21
Akron	0	3	3	6	12

SCORING SUMMARY:

FIRST QUARTER

10:58 LU Coleman 22 yard pass from Bennett (Brown)

SECOND QUARTER

14:13 LU Sibley 30 yard pass from Bennett (Brown)

0:00 UA Perez 34 yard field goal

THIRD QUARTER

7:19 UA Perez 26 yard field goal

FOURTH QUARTER

14:21 UA Adams 11 yard pass from Irons (2 pt. failed)

4:46 LU Hunter 1 yard run (Brown)

TEAM STATS	LIBERTY	UA
FIRST DOWNS	18	19
RUSHES-YARDS (NET)	37-157	28-52
PASSING YDS (NET)	152	269
Passes Comp-Att-Int	13-28-1	29-52-1
TOTAL OFFENSE PLAYS-YARDS	65-309	80-321
Punt Returns-Yards	2-9	3-52
Kickoff Returns-Yards	3-66	1-30
Interception Returns-Yards	1-0	1-20
Punts (Number-Avg)	6-47.2	6-37.0
Fumbles-Lost	1-1	1-0
Penalties-Yards	8-59	8-79
Possession Time	28:52	31:08
Third-Down Conversions	7 of 16	6 of 18
Fourth-Down Conversions	1 of 15	1 of 3
Red-Zone Scores-Chances	2-3	3-4
Sacks By: Number-Yards	5-38	2-7

INDIVIDUAL STATS

RUSHING: Liberty-Hunter, D. 18-118; Louis, S. 6-28; Hampton, N. 5-19; Bollinger, M. 1-2; Team 1-(-1); Bennett, J. 6-(-9)
 Akron - Wiley, C. 12-52; Norrils, J. 1-1; Price, C. 1-0; Irons, DJ 14-(-1)

PASSING: Liberty-Bennett, J. 13-27-1, 152; Hampton, N. 0-1-0, 0
 Akron-Irons, DJ 29-52-1, 269

RECEIVING: Liberty-Douglas, D. 5-40; Lofton, J. 4-47; Coleman, K. 2-31; Sibley, T. 1-30; Yarbrough, CJ 1-4
 Akron - George, D. 11-93; Adams, A. 5-48; Banks, TJ 3-24; Wiley, C. 3-23; Naim, S. 2-14; Jacques-Louis, S. 1-41; Williams, A. 1-11; Anderson, C. 1-10; Branks, T. 1-3; Grimes, T. 1-2

GAME 5: AT OLD DOMINION

LIBERTY **38**
OLD DOMINION **24**
 Oct. 1, 2022 at S.B. Ballard Stadium
 (att.: 18,368)

SCORING	1	2	3	4	T
Liberty	14	7	10	7	38
Old Dominion	14	3	7	0	24

SCORING SUMMARY:

FIRST QUARTER

13:14 LU Lofton 34 yard pass from Salter (Brown)

7:22 LU Yarbrough 41 yard pass from Salter (Brown)

5:07 OD Wolff 1 yard run (Sanchez)

0:23 OD Jennings 4 yard pass from Wolff (Sanchez)

SECOND QUARTER

12:23 LU Hunter 29 yard run (Brown)

7:22 OD Sanchez 34 yard field goal

THIRD QUARTER

6:34 LU Brown 49 yard field goal

3:01 OD Watson 16 yard pass from Wolff (Sanchez)

0:05 LU Hunter 32 yard run (Brown)

FOURTH QUARTER

6:55 LU Hunter 41 yard pass from Satler (Brown)

TEAM STATS	LIBERTY	ODU
FIRST DOWNS	23	20
RUSHES-YARDS (NET)	39-210	34-118
PASSING YDS (NET)	268	297
Passes Comp-Att-Int	17-28-2	27-46-1
TOTAL OFFENSE PLAYS-YARDS	67-478	80-415
Punt Returns-Yards	2-10	1-11
Kickoff Returns-Yards	2-33	1-8
Interception Returns-Yards	1-24	2-24
Punts (Number-Avg)	4-43.0	6-42.7
Fumbles-Lost	0-0	2-1
Penalties-Yards	3-30	14-120
Possession Time	28:57	31:03
Third-Down Conversions	4 of 10	7 of 19
Fourth-Down Conversions	0 of 0	2 of 3
Red-Zone Scores-Chances	0-2	4-5
Sacks By: Number-Yards	4-14	4-28

INDIVIDUAL STATS

RUSHING: Liberty-Hunter, D. 15-121; Louis, S. 16-109; Hampton, N. 1-3; Team 1-(-2); Salter, K. 3-(-10); Bennett, J. 3-(-11)
 Old Dominion: Watson, B. 15-80; Wicks, K. 4-17; Sanni, O. 3-11; Wolff, H. 10-8; Mack, D.J. 1-2; Team 1-0

PASSING: Liberty-Salter, K. 10-19-2, 170; Bennett, B. 7-9-0, 98 yards
 Old Dominion: Wolff, H. 27-46-1, 297

RECEIVING: Liberty-Yarbrough, CJ 4-94; Hunter, D. 4-62; Lofton, J. 2-44; Douglas, D. 2-13; Sibley, T. 1-21; Bollinger, M. 1-14; Frith, N. 1-11; Daniels, CJ 1-4; Henderson, A. 1-1; Jackson, J. 1-0
 Old Dominion: Jennings, A. 8-129; Harvey, J. 7-64; Watson, B. 6-60; Kikwata, P. 1-23; Bly, J. 1-6; Bell, M. 1-5; Anthony, D. 1-4; Kuntz, Z. 1-3; Paige, I. 1-3

GAME 6: AT UMASS

LIBERTY **42**
UMASS **24**
 Oct. 8, 2022 at McGuirk Alumni Stadium
 (att.: 11,217)

SCORING	1	2	3	4	T
Liberty	0	21	14	7	42
UMass	7	3	0	14	24

SCORING SUMMARY:

FIRST QUARTER

6:13 UM Desrosiers 53 yard run (Carson)

SECOND QUARTER

10:56 LU Hunter 1 yard run (Brown)

7:02 LU Louis 1 yard run (Brown)

1:53 UM Carson 28 yard field goal

0:42 LU Bollinger 4 yard pass from Bennett (Brown)

THIRD QUARTER

6:48 LU Louis 6 yard run (Brown)

3:22 LU Louis 2 yard run (Brown)

FOURTH QUARTER

14:52 UM Mahoney 22 yard fumble return (Carson)

12:34 LU Douglas 39 yard pass from Bennett (Brown)

4:22 UM Desrosiers 5 yard run (Carson)

TEAM STATS	LIBERTY	UM
FIRST DOWNS	21	12
RUSHES-YARDS (NET)	49-194	43-145
PASSING YDS (NET)	259	88
Passes Comp-Att-Int	12-23-0	6-14-1
TOTAL OFFENSE PLAYS-YARDS	72-453	57-233
Punt Returns-Yards	2-9	1-9
Kickoff Returns-Yards	4-82	2-29
Interception Returns-Yards	1-0	0-0
Punts (Number-Avg)	5-40.2	10-39.7
Fumbles-Lost	2-1	0-0
Penalties-Yards	3-40	9-58
Possession Time	29:32	29:50
Third-Down Conversions	5 of 13	1 of 14
Fourth-Down Conversions	0 of 2	1 of 1
Red-Zone Scores-Chances	5-6Campio	2-2
Sacks By: Number-Yards	6-59	3-15

INDIVIDUAL STATS

RUSHING: Liberty-Hunter, D. 17-78; Bennett, J. 9-50; Green, TJ 6-39; Louis, S. 9-26; Caper, M. 3-9; Team 1-(-3); Hampton, N. 4-(-5)
 UMass-Desrosiers, G. 7-110; Campiotti, G. 13-14; Dzuro, G. 11-7; Harding, T.Y. 2-5; Ross, I. 3-5; Adams, K. 7-4.

PASSING: Liberty-Bennett, J. 9-18-0, 183; Hampton, N. 3-5-0, 76
 UMass-Dzuro, G. 5-7-0, 83; Campiotti, G. 1-7-1, 5

RECEIVING: Liberty-Douglas, D. 4-134; Sibley, T. 2-41; Frith, N. 1-32; Louis, S. 1-21; Peterlin, C. 1-14; Yarbrough, CJ 1-8; Green, TJ 1-5; Bollinger, M. 1-4
 UMass-Johnson, G. 2-24; Roberts, J. 1-45; Ross, I. 1-18; Gibson, J. 1-5; Desrosiers, G. 1-3



GAME 7: GARDNER-WEBB

LIBERTY 21
GARDNER-WEBB 20
 Oct. 15, 2022 at Williams Stadium
 (att.: 20,924)

SCORING	1	2	3	4	T
Liberty	7	7	0	7	21
Gardner-Webb	0	10	7	3	20

SCORING SUMMARY:

FIRST QUARTER

4:29 LU Jackson 7 yards pass from Bennett (Brown)

SECOND QUARTER

10:41 GW Gaither 2 yard run (Billingsley)

10:01 LU Louis 2 yard run (Brown)

0:00 GW Billingsley 22 yard FG

THIRD QUARTER

9:29 GW Luther 10 yard pass from Fisher (Billingsley)

FOURTH QUARTER

14:50 GW Billingsley 41 yard FG

10:11 LU Hunter 1 yard run (Brown)

TEAM STATS	LIBERTY	GWU
FIRST DOWNS	14	22
RUSHES-YARDS (NET)	29-93	34-86
PASSING YDS (NET)	222	239
Passes Comp-Att-Int	17-32-2	23-44-3
TOTAL OFFENSE PLAYS-YARDS	61-315	78-325
Punt Returns-Yards	4-11	0-0
Kickoff Returns-Yards	2-15	0-0
Interception Returns-Yards	3-1	2- -1
Punts (Number-Avg)	8-41.1	8-37.1
Fumbles-Lost	2-1	0-0
Penalties-Yards	6-44	6-42
Possession Time	25:33	34:27
Third-Down Conversions	1 of 12	5 of 14
Fourth-Down Conversions	1 of 2	0 of 0
Red-Zone Scores-Chances	3-5	4-4
Sacks By: Number-Yards	5-31	5-17

INDIVIDUAL STATS

RUSHING: Liberty-Hunter, D. 9-76; Louis, S. 6-15; Green, T.J. 2-4; Hampton, N. 2-1; Team 1-(-1); Bennett, J. 9-(-2)
 Gardner-Webb-Gaither, N. 21-100; Brown, J. 2-3; Crankfield, J. 1-0; Fisher, B. 10-(-17)

PASSING: Liberty-Bennett, J. 17-30-2, 222; Hampton, N. 0-2-0, 0
 Gardner-Webb-Fisher, B. 23-43-2, 239; Floyd, E. 0-1-1, 0

RECEIVING: Liberty-Douglas, D. 8-87; Frith, N. 4-97; Hunter, D.D. 2-25; Lofton, J. 2-6; Jackson, J. 1-7
 Gardner-Webb-Haywood, C. 9-57; Luther, T.J. 8-131; Gaither, N. 3-8; Herock, A. 2-16; Floyd, E. 1-27

GAME 8: BYU

GAME 9: AT ARKANSAS



23

16



Dec. 21, 2019 at Exploria Stadium (Orlando, Fla.)

2019 CURE BOWL

SCORING	1	2	3	4	T
Liberty	7	9	7	0	23
Georgia Southern	0	7	6	3	16

SCORING SUMMARY:

FIRST QUARTER

3:31 LU Huntley 57 yard pass from Calvert (Probert)

SECOND QUARTER

14:53 GS Kennedy III 10 yard run (Bass)

13:22 LU Mack 3 yard run (Probert kick failed)

1:02 LU Probert 46 yard field goal

THIRD QUARTER

12:01 LU Gandy-Golden 14 yard pass from Calvert (Probert)

6:20 GS Bass 28 yard field goal

2:49 GS Bass 30 yard field goal

FOURTH QUARTER

1:44 GS Bass 35 yard field goal

TEAM STATS	LIBERTY	GS
FIRST DOWNS	19	13
RUSHES-YARDS (NET)	37-132	46-154
PASSING YDS (NET)	270	95
Passes Comp-Att-Int	16-35-2	10-19-1
TOTAL OFFENSE PLAYS-YARDS	72-402	65-249
Punt Returns-Yards	3-(-10)	0-0
Kickoff Returns-Yards	0-0	1-19
Interception Returns-Yards	1-0	2-(-1)
Punts (Number-Avg)	6-36.5	9-48.8
Fumbles-Lost	1-0	0-0
Penalties-Yards	4-45	10-101
Possession Time	26:27	31:49
Third-Down Conversions	5 of 16	4 of 17
Fourth-Down Conversions	0 of 2	0 of 0
Red-Zone Scores-Chances	2-2	4-4
Sacks By: Number-Yards	3-21	1-4

INDIVIDUAL STATS

RUSHING: LU - Hickson, F. 22-120; Mack, J. 2-15; Calvert, S. 3-(-1); Team 1-(-12). **GS** - Kennedy III, W. 9-64; Werts, S. 22-57; King, J. 10-28; LaRoche, M. 3-7; Tomlin, J. 1-3; Murray, M. 1-(-5)

PASSING: LU - Calvert, S. 16-35-2, 270. **GS** - Werts, S. 10-19-1, 95.

RECEIVING: LU - Gandy-Golden, A. 5-63; Huntley, J. 2-90; Frith, N. 2-49; Douglas, D. 2-25; Mack, J. 2-16; Shaa, K. 2-12; Stubbs, DJ 1-15. **GS** - Murray, M. 4-19; Kennedy III, W. 3-20; Michaud, M. 2-53; Hood, K. 1-3

In a season that saw the offense grab most of the attention with its gaudy numbers, it was the Liberty defense that showed up in its biggest game. A stout defensive effort led Liberty to a 23-16 win over Georgia Southern, Dec. 21, in the 2019 FBC MortgageCure Bowl.

The win capped off the most memorable year in program history. Liberty completed its FBS reclassification process in August, received its first-ever bowl game invitation on Dec. 8 and walked away from Exploria Stadium with a bowl game trophy in hand.

With the victory, the Flames became the third FBS transitioning team in NCAA history to win a bowl game during their first season at the FBS level.

Flames defensive end Jessie Lemonier was named the 2019 Cure Bowl MVP, finishing the game with eight tackles, including two sacks.





37

34

OVERTIME



Dec. 26, 2020 at Camping World Stadium (Orlando, Fla.)

2020 CURE BOWL

SCORING	1	2	3	4	OT	T
Liberty	14	3	7	10	3	37
Coastal Carolina	0	13	6	15	0	34

SCORING SUMMARY: FIRST QUARTER

6:59 LU Willis 5 yard run (Barbir kick)
0:06 LU Willis 6 yard run (Barbir kick)

SECOND QUARTER

6:00 CCU Biscardi 21 yard field goal
2:02 CCU Likely 25 yard pass from McCall
0:42 LU Barbir 27 yard field goal

THIRD QUARTER

8:28 LU Willis 10 yard run (Barbir kick)
4:36 CCU Latushko 43 yard pass from McCall

FOURTH QUARTER

13:22 LU Willis 3 yard run (Barbir kick)
10:34 CCU McCall 1 yard run (Biscardi kick)
5:03 LU Barbir 32 yard field goal
3:01 CCU Latushko 5 yard pass from McCall

OVERTIME

15:00 LU Barbir 44 yard field goal

TEAM STATS

	LIBERTY	CCU
FIRST DOWNS	26	24
RUSHES-YARDS (NET)	42-255	33-165
PASSING YDS (NET)	220	318
Passes Comp-Att-Int	19-29-2	21-32-1
TOTAL OFFENSE PLAYS-YARDS	72-402	65-249
Punt Returns-Yards	1-33	2-81
Kickoff Returns-Yards	2-56	5-79
Interception Returns-Yards	1-59	2-3
Punts (Number-Avg)	1-33	2-81
Fumbles-Lost	1-1	1-0
Penalties-Yards	5-53	7-60
Possession Time	30:49	29:11
Third-Down Conversions	5 of 11	3 of 11
Fourth-Down Conversions	2 of 2	1 of 2
Red-Zone Scores-Chances	7-9	5-5
Sacks By: Number-Yards	2-7	1-3

INDIVIDUAL STATS

RUSHING: LU - Willis, M., 21-137; Mack, J., 14-105; Pickett, Peyton, 4-15; Bollinger, M. 1-4; Louis, S., 1 - (-2); Team 1-(-4). **CCU** - McCall, G., 15-96; CJ Marable 7-43; Jones, S., 5-21; White, R., 5-10; Team 1-(-5).



PASSING: LU - Willis, M., 19-22-2, 220; **CCU** - McCall, G., 21-32-1, 318

RECEIVING: LU - Stubbs, DJ, 5-68; Douglas, D., 5-51; Shaa, K., 3-35; Mack, J. 3-22; Huntley, J. 2-34; Frith, N. 1-10. **CCU** - Heiligh, J., 13-178; Likely, I., 5-84; Latushko, G., 2-48; Marable, CJ; 1-8

Liberty's Elijah James blocked a game-ending field goal attempt in overtime, securing No. 23/23 Liberty's 37-34 win over No. 9/11 Coastal Carolina in the 2020 FBC Mortgage Cure Bowl.

The Flames finished their second season of full FBS bowl eligibility with a 10-1 record, winning the FBC Mortgage Cure Bowl for the second year in a row. Liberty is just the second team (also Appalachian State) to win bowl games in each of its first two seasons of bowl eligibility following a transition from the FCS. Liberty snapped Coastal Carolina's (11-1) 12-game winning streak, which was tied for the longest FBS winning streak in the nation, and earned its first-ever win over an FBS Top 25 program.

Liberty quarterback Malik Willis was named Cure Bowl MVP after totaling 357 yards of offense and rushing for a Cure Bowl-record four touchdowns.





56

20

E

Dec. 18, 2021 at Hancock Whitney Stadium (Mobile, Ala.)

2021 LENDINGTREE BOWL

SCORING	1	2	3	4	T
Eastern Michigan	3	7	0	10	20
Liberty	13	20	16	7	56

SCORING SUMMARY: FIRST QUARTER

7:48	EMU	Ryland 27 yard field goal
3:08	LU	Stubbs 54 yard pass from Willis (Beck)
2:27	LU	Thomas 27 yd. interception ret. (kick failed)

SECOND QUARTER

13:01	EMU	Evans 2 yard run (Ryland kick)
12:07	LU	Green 34 yard run (kick failed)
6:22	LU	Huntley 20 yard pass from Willis (Beck)
0:16	LU	Willis 2 yard run (Beck)

THIRD QUARTER

11:02	LU	Willis 35 yard run (Team rush failed)
7:08	LU	Beck 43 yard field goal
2:44	LU	Douglas 3 yard pass from Willis (Beck)

FOURTH QUARTER

10:48	LU	Shaa 64 yard pass from Bennett (Beck)
5:26	EMU	Ryland 43 yard field goal
4:29	EMU	Hubbard 34 yd. interception ret. (Ryland)

TEAM STATS	EMU	LIBERTY
FI RST DOWNS	23	22
RUSHES-YARDS (NET)	39-125	35-233
PASSI NG YDS (NET)	254	295
Passes Att-Comp-Int	44-28-1	26-14-1
TOTAL OFFENSE PLAYS- YARDS	83-379	61-528
Punt Returns-Yards	1-5	3--1
Kickoff Returns-Yards	2-43	2-22
Interception Returns-Yards	1-34	1-27
Punts (Num ber-Avg)	5-46.4	3-48.7
Fum bles-Lost	0-0	1-0
Penalties-Yards	9-82	6-48
Possession Time	37:23	22:37
Third-Down Conversions	6 of 17	3 of 9
Fourth-Down Conversions	1 of 4	1 of 2
Red-Zone Scores-Chances	2-4	3-3
Sacks By: Number-Yards	2-13	4-25

INDIVIDUAL STATS

RUSHING: EMU - Evans, S., 13-52; Boone, D., 12-51; Moss, B., 3-14; Hutchinson, P., 5-13; Smith, D.J., 2-12; Bryant, B., 4-(-17); LU - Green, T.J., 8-88; Louis, S., 11-72; Willis, M., 8-58; Henderson, 6-15; Salter, K., 2-6; Bennett, J., 1-(-6)

PASSING: EMU - Bryant, B., 23-36-1, 200; Hutchinson, P., 5-8-0, 54; LU - Willis, M., 13-24-0, 231; Bennett, J., 1-2-1, 64

RECEIVING: EMU - Beydoun, H., 11-83; Drummond, D., 6-51; Knue, T., 4-35; Cannon, B., 2-28; Summers, D., 2-16; Westmoreland, Z., 1-21; Odukoya, T., 1-15; Boone, D., 1-5; LU - Shaa, K., 3-94; Douglas, D., 2-22; Stubbs, D.J., 2-69; Louis, S., 2-7; Hobbs, T., 1-42; Daniels, C.J., 1-39; Huntley, J., 1-20; Green, T.J., 1-2

Liberty quarterback Malik Willis accounted for five of the Flames' seven touchdowns on the day, leading Liberty to a convincing 56-20 win over Eastern Michigan in the 2021 LendingTree Bowl at Hancock Whitney Stadium.

Willis was named the LendingTree Bowl MVP after finishing the game with 289 total offensive yards (58 rushing, 231 passing). Flames running back T.J. Green, was named the LendingTree Bowl Offensive MVP and safety Skyler Thomas was named the LendingTree Bowl Defensive MVP.

Liberty, in its third year of full FBS eligibility, earned its third straight bowl victory. The Flames join Appalachian State (2015-20) as the only teams to win bowl games in each of their first three years after transitioning to FBS from FCS.



NCAA Statistics

Liberty - 2022-23 Football Ranking Summary thru games 10/15/2022

Statistic	National Rank	Conference Rank	Value	National Leader	Value	Conference Leader	Value
3rd Down Conversion Pct (131 ranked)	116	5	0.320	Minnesota	0.662	Army West Point	0.512
3rd Down Conversion Pct Defense (131 ranked)	16	1	0.305	Minnesota	0.219	Liberty	0.305
4th Down Conversion Pct (131 ranked)	57	3	0.538	Georgia Ohio St. Clemson	1.000 1.000 1.000	New Mexico St.	0.625
4th Down Conversion Pct Defense (131 ranked)	54	5	0.500	Cincinnati	0.091	UConn	0.200
Blocked Kicks (35 ranked)	35	3	1	Central Mich. South Carolina	5 5	UConn	3
Blocked Kicks Allowed (129 ranked)	70	5	1	69 teams tied	0	4 teams tied	0
Blocked Punts (19 ranked)	19	2	1	South Carolina	5	Notre Dame	2
Blocked Punts Allowed (131 ranked)	1	1	0	93 teams tied	0	5 teams tied	0
Completion Percentage (131 ranked)	122	4	0.524	UCLA	0.740	BYU	0.677
Defensive TDs (35 ranked)				Cincinnati Western Ky.	4 4	BYU Massachusetts	2 2
Fewest Penalties (131 ranked)	79	3	45	Minnesota	22	Notre Dame	26
Fewest Penalties Per Game (131 ranked)	72	4	6.43	Minnesota	3.67	Notre Dame	4.33
Fewest Penalty Yards (131 ranked)	84	4	405	Navy	198	Notre Dame	233
Fewest Penalty Yards Per Game (131 ranked)	72	4	57.86	Air Force	29.86	Notre Dame	38.83
First Downs Defense (131 ranked)	48	2	123	Boise St.	72	Notre Dame	113
First Downs Offense (131 ranked)	70	2	139	Washington	195	BYU	151
Fumbles Lost (130 ranked)	79	5	5	Duke Oregon Southern California	0 0 0	BYU Massachusetts	2 2
Fumbles Recovered (123 ranked)	11	1	7	Duke	10	Liberty	7
Kickoff Return Defense (131 ranked)	53	4	19.11	Colorado	0.00	Army West Point	16.20
Kickoff Returns (130 ranked)	91	4	18.82	Miami (FL)	34.69	BYU	22.62
Net Punting (131 ranked)	91	4	37.65	Michigan St.	46.29	Notre Dame	42.37
Passes Had Intercepted (131 ranked)	125	7	11	Kansas St.	0	BYU Army West Point	3 3
Passes Intercepted (131 ranked)	3	1	11	Illinois Southern California	12 12	Liberty	11
Passing Offense (131 ranked)	84	2	223.4	Washington	380.0	BYU	277.4
Passing Yards Allowed (131 ranked)	38	4	209.9	Boise St.	134.3	New Mexico St.	193.9
Passing Yards per Completion (131 ranked)	13	2	14.35	Air Force	23.46	Army West Point	22.82
Punt Return Defense (131 ranked)	126	7	16.29	Army West Point	-10.00	Army West Point	-10.00
Punt Returns (131 ranked)	114	7	4.46	Kansas St.	34.00	Army West Point	11.83
Red Zone Defense (129 ranked)	26	1	0.759	UCF	0.524	Liberty	0.759
Red Zone Offense (131 ranked)	124	7	0.704	Clemson Ohio St. Tennessee	1.000 1.000 1.000	UConn	0.905
Rushing Defense (131 ranked)	49	1	130.7	James Madison	36.2	Liberty	130.7
Rushing Offense (131 ranked)	42	3	181.0	Air Force	359.9	Army West Point	316.8
Sacks Allowed (131 ranked)	116	7	3.29	Oregon	0.17	New Mexico St.	0.86
Scoring Defense (131 ranked)	42	2	22.6	Illinois	8.9	Notre Dame	22.0
Scoring Offense (131 ranked)	66	3	29.7	Ohio St.	48.8	BYU	32.4
Tackles for Loss Allowed (131 ranked)	120	6	7.86	Air Force	3.00	Army West Point	3.50
Team Passing Efficiency (131 ranked)	101	4	124.03	Ohio St.	204.88	BYU	161.00
Team Passing Efficiency Defense (131 ranked)	12	1	109.87	Illinois	75.36	Liberty	109.87
Team Sacks (131 ranked)	2	1	4.00	Old Dominion	4.17	Liberty	4.00
Team Tackles for Loss (130 ranked)	2	1	9.1	Cincinnati	9.7	Liberty	9.1
Time of Possession (131 ranked)	77	5	29:31	Navy	37:37	Massachusetts	32:47
Total Defense (131 ranked)	31	1	340.6	Illinois	221.0	Liberty	340.6
Total Offense (131 ranked)	64	3	404.4	Tennessee	551.0	BYU	426.0
Turnover Margin (131 ranked)	46	2	0.29	Southern California	2.14	Massachusetts	0.43
Turnovers Gained (131 ranked)	1	1	18	Liberty	18	Liberty	18
Turnovers Lost (131 ranked)	126	7	16	Southern California	1	BYU	5
Winning Percentage (128 ranked)	10	1	0.857	9 teams tied	1.000	Liberty	0.857

Statistic	Player	National Rank	Conference Rank	Value	National Leader	Value	Conference Leader	Value
All Purpose (200 ranked)	Demario Douglas Dae Dae Hunter Shedro Louis	53 54 149	2 3 4	107.86 107.00 80.86	Israel Abanikanda, Pittsburgh	186.17	Tyrell Robinson, Army West Point	108.80
Blocked Kicks (2 ranked)					De'Von Fox, Temple	3		
Combined Kick Returns (200 ranked)	Shedro Louis Demario Douglas	55 59	3 4	211 206	Johnnie Lang, Arkansas St.	695	Gregory Desrosiers, Massachusetts	265
Completion Percentage (118 ranked)	Johnathan Bennett	117	4	0.505	J.J. McCarthy, Michigan	0.771	Jaren Hall, BYU	0.677
Completions Per Game (99 ranked)					Will Rogers, Mississippi St.	32.43	Jaren Hall, BYU	22.14
Field Goal Percentage (100 ranked)	Nick Brown	99	5	0.455	11 players tied	1.000	Noe Ruelas, UConn	0.875
Field Goals Per Game (121 ranked)	Nick Brown	93	4	0.71	John Hoyland, Wyoming	2.14	Cameron Carson, Massachusetts	1.00
Forced Fumbles (37 ranked)					Jacoby Windmon, Michigan St.	0.86	Jordan Mahoney, Massachusetts	0.29
Fumbles Recovered (47 ranked)	Durrell Johnson Javon Scruggs Dre Butler Robert Rahimi Ahmad Walker	3 3 47 47 47	1 1 5 5 5	2 2 1 1 1	JT Killen, Coastal Carolina Jordan Veneziale, Georgia St.	3 3	4 players tied	2
Interceptions Per Game (126 ranked)	Robert Rahimi Kobe Singleton	6 78	1 5	0.6 0.3	Emmanuel Forbes, Mississippi St. Clark Phillips, Utah Bentlee Sanders, Nevada	0.7 0.7 0.7	Robert Rahimi, Liberty	0.6
Kickoff Return TDs (1 ranked)					17 players tied	1		
Kickoff Returns (61 ranked)	Shedro Louis	42	1	21.1	Key'Shawn Smith, Miami (FL)	34.4	Shedro Louis, Liberty	21.1
Passes Defended (29 ranked)					Devon Witherspoon, Illinois Ridge Texada, North Texas	1.7 1.7	Josh Wallace, Massachusetts	1.3
Passing Efficiency (118 ranked)	Johnathan Bennett	108	4	113.3	C.J. Stroud, Ohio St.	207.6	Jaren Hall, BYU	159.8
Passing TDs (125 ranked)	Johnathan Bennett Kaidon Salter	98 98	4 4	6 6	Drake Maye, North Carolina C.J. Stroud, Ohio St.	24 24	Jaren Hall, BYU	17
Passing Yards (130 ranked)	Kaidon Salter Johnathan Bennett	118 123	4 5	778 692	Michael Penix Jr., Washington	2,560	Jaren Hall, BYU	1,914
Passing Yards Per Game (130 ranked)	Johnathan Bennett	113	3	115.3	Michael Penix Jr., Washington	365.7	Jaren Hall, BYU	273.4
Passing Yards per Completion (118 ranked)	Johnathan Bennett	40	1	13.06	Austin Aune, North Texas	15.38	Johnathan Bennett, Liberty	13.06
Points Responsible For (200 ranked)	Dae Dae Hunter	161	3	48	Drake Maye, North Carolina	164	Jaren Hall, BYU	110
Points Responsible For Per Game (197 ranked)	Johnathan Bennett Dae Dae Hunter	185 197	4 5	7.0 6.9	C.J. Stroud, Ohio St.	24.0	Jaren Hall, BYU	15.7
Punt Return TDs (3 ranked)					Quadric Bullard, UCF Eric Garror, Louisiana	2 2	Tyrell Robinson, Army West Point	1
Punt Returns (52 ranked)	Demario Douglas	46	3	4.5	Eric Garror, Louisiana	18.4	Brandon Joseph, Notre Dame	9.3
Punting (71 ranked)	Aidan Alves	52	2	41.8	Bryce Baringer, Michigan St.	51.4	Jon Sot, Notre Dame	45.4
Receiving TDs (191 ranked)	Demario Douglas	28	2	5	Jalin Hyatt, Tennessee	10	Kody Epps, BYU	6
Receiving Yards (200 ranked)	Demario Douglas	29	1	546	Trey Palmer, Nebraska	781	Demario Douglas, Liberty	546
Receiving Yards Per Game (200 ranked)	Demario Douglas	45	1	78.0	Ali Jennings, Old Dominion	129.2	Demario Douglas, Liberty	78.0
Receptions Per Game (197 ranked)	Demario Douglas	77	2	4.9	Xavier Hutchinson, Iowa St.	9.6	Michael Mayer, Notre Dame	6.3
Rush Yards Per Carry (157 ranked)	Dae Dae Hunter	24	1	6.24	Miyan Williams, Ohio St.	7.77	Dae Dae Hunter, Liberty	6.24
Rushing TDs (156 ranked)	Dae Dae Hunter Shedro Louis	26 63	1 3	7 5	Blake Corum, Michigan	13	Dae Dae Hunter, Liberty	7
Rushing Yards (198 ranked)	Dae Dae Hunter Shedro Louis	25 165	1 9	612 298	Chase Brown, Illinois	1,059	Dae Dae Hunter, Liberty	612
Rushing Yards Per Game (199 ranked)	Dae Dae Hunter Shedro Louis	36 193	1 11	87.4 42.6	DeWayne McBride, UAB	155.6	Dae Dae Hunter, Liberty	87.4
Sacks (131 ranked)	Dennis Osagiede Durrell Johnson Stephen Sings V	11 26 76	1 2 4	0.86 0.71 0.50	Felix Anudike-Uzomah, Kansas St. Laiatu Latu, UCLA David Perales, Fresno St.	1.08 1.08 1.08	Dennis Osagiede, Liberty	0.86
Scoring (178 ranked)	Dae Dae Hunter Nick Brown	96 158	2 3	6.9 5.7	DeWayne McBride, UAB	13.2	Tyhier Tyler, Army West Point	7.2
Solo Tackles (34 ranked)					Shaun Dolac, Buffalo	7.6	Chris Ojoh, New Mexico St.	6.0
Tackles For Loss (27 ranked)	Durrell Johnson	3	1	1.7	Ivan Pace Jr., Cincinnati	2.1	Durrell Johnson, Liberty	1.7
Total Interceptions (33 ranked)	Robert Rahimi Kobe Singleton	4 33	1 5	4 2	Emmanuel Forbes, Mississippi St. Clark Phillips, Utah Bentlee Sanders, Nevada	5 5 5	Robert Rahimi, Liberty	4
Total Offense (200 ranked)	Johnathan Bennett Dae Dae Hunter	120 162	3 9	126.2 87.4	Drake Maye, North Carolina	380.1	Jaren Hall, BYU	288.0
Total Points Scored (149 ranked)	Dae Dae Hunter Nick Brown	65 129	1 2	48 40	Israel Abanikanda, Pittsburgh Blake Corum, Michigan	78 78	Dae Dae Hunter, Liberty	48
Total Tackles (500 ranked)	Mike Smith, Jr. Ahmad Walker Javon Scruggs	127 207 257	9 13 16	7.1 6.3 5.8	Jason Henderson, Old Dominion	14.3	Jackson Mitchell, UConn	11.0
Total Touchdowns (106 ranked)	Dae Dae Hunter Demario Douglas Shedro Louis	22 106 106	1 4 4	8 5 5	Israel Abanikanda, Pittsburgh Blake Corum, Michigan	13 13	Dae Dae Hunter, Liberty	8
Yards per Pass Attempt (118 ranked)	Johnathan Bennett	95	3	6.59	C.J. Stroud, Ohio St.	10.86	Jaren Hall, BYU	8.36
Yards per Reception (200 ranked)	Demario Douglas	78	3	16.06	Trea Shropshire, UAB	25.86	Keanu Hill, BYU	18.81



**2022-23 Liberty Football
Game Results
All games**

Page 1/1
as of Oct 15, 2022

Team Results

Date	Opponent		Score	Overall	Conf	Time	Attend
09/03/2022	at Southern Miss.	Wot4	29-27	1-0	0-0	5:04	24051
09/10/2022	UAB	W	21-14	2-0	0-0	3:07	18892
09/17/2022	at Wake Forest	L	36-37	2-1	0-0	3:35	32891
09/24/2022	Akron	W	21-12	3-1	0-0	3:23	20004
10/01/2022	at Old Dominion	W	38-24	4-1	0-0	3:42	18368
10/08/2022	at Massachusetts	W	42-24	5-1	0-0	3:46	11217
10/15/2022	Gardner-Webb	W	21-20	6-1	0-0	3:20	20924



2022-23 Liberty Football
Overall Team Statistics
All games

Page 1/2
as of Oct 15, 2022

Team Statistics

	LIB	OPP
Scoring	208	158
Points per game	29.7	22.6
Points Off Turnovers	27	55
First Downs	139	123
Rushing	58	41
Passing	68	65
Penalty	13	17
Rushing Yardage	1267	915
Yards gained rushing	1481	1177
Yards lost rushing	214	262
Rushing attempts	282	262
Average per rush	4.5	3.5
Average per game	181.0	130.7
TDs Rushing	15	9
Passing Yardage	1564	1469
Comp-Att-Int	109-208-11	126-228-11
Average per pass	7.5	6.4
Average per catch	14.3	11.7
Average per game	223.4	209.9
TDs Passing	12	7
Total offense	2831	2384
Total plays	490	490
Average per play	5.8	4.9
Average per game	404.4	340.6
Kick returns: #-Yards	22-414	9-172
Punt returns: #-Yards	13-58	7-114
Int returns: #-Yards	11-56	11-65
Kick return average	18.8	19.1
Punt return average	4.5	16.3
Int return average	5.1	5.9
Fumbles-Lost	10-5	9-7
Penalties-Yards	45-405	60-486
Average per game	57.9	69.4
Punts-Yards	37-1547	44-1719
Average per punt	41.8	39.1
Net punt average	37.6	36.4
Kickoffs-Yards	36-2258	34-1958
Average per kick	62.7	57.6
Net kick average	39.2	38.0
Time of possession / game	29:31	32:03
3rd-down conversion	32/100	32/105
3rd-down pct	32%	30%
4rd-down conversion	7/13	6/12



2022-23 Liberty Football
Overall Team Statistics
All games

Page 2/2
as of Oct 15, 2022

	LIB	OPP
4rd-down pct	54%	50%
Sacks by-Yards	28-189	23-119
Misc Yards	0	0
Touchdowns scored	27	18
Field goals - attempts	5-11	11-13
On-Side kicks	0-0	0-0
Red-zone scores	(19-27) 70%	(22-29) 76%
Red-zone touchdowns	(16-27) 59%	(13-29) 45%
PAT-attempts	(25-25) 100%	(17-17) 100%
2-point conversion-attempts	(2-4) 50%	(0-2) 0%
Attendance	59820	86527
Games / Avg per game	3/19940	4/21632
Neutral site games	-	0/0

Score by Periods

Team	1st	2nd	3rd	4th	OT	TOT
Liberty	28	67	46	62	5	208
Opponents	31	39	24	61	3	158



2022-23 Liberty Football Individual Statistics All games

Page 1/3
as of Oct 15, 2022

Rushing

Player	gp	att	gain	loss	net	avg	td	lg	avg/g
Dae Dae Hunter	7	98	647	35	612	6.2	7	46	87.4
Shedro Louis	7	69	309	11	298	4.3	5	40	42.6
Kaidon Salter	4	41	261	50	211	5.1	2	43	52.8
Johnathan Bennett	6	39	160	95	65	1.7	1	23	10.8
Nate Hampton	5	13	31	12	19	1.5	0	7	3.8
TJ Green	2	8	43	0	43	5.4	0	15	21.5
Malik Caper	5	5	11	3	8	1.6	0	5	1.6
Charlie Brewer	1	3	14	1	13	4.3	0	11	13.0
Michael Bollinger	7	1	2	0	2	2.0	0	2	0.3
Demario Douglas	7	1	3	0	3	3.0	0	3	0.4
Team	7	4	0	7	-7	-1.8	0	0	-1.0
Total	7	282	1481	214	1267	4.5	15	46	181.0
Opponents	7	262	1177	262	915	3.5	9	56	130.7

Passing

Player	gp	effic	comp-att-int	pct	yds	td	lg	avg/g
Johnathan Bennett	6	113.3	53-105-6	50.5	692	6	60	115.3
Kaidon Salter	4	137.5	50-91-5	54.9	778	6	51	194.5
Nate Hampton	5	117.3	3-8-0	37.5	76	0	39	15.2
Charlie Brewer	1	112.8	3-4-0	75.0	18	0	11	18.0
Total	7	124.0	109-208-11	52.4	1564	12	60	223.4
Opponents	7	109.9	126-228-11	55.3	1469	7	56	209.9

Receiving

Player	gp	no.	yds	avg	td	lg	avg/g
Demario Douglas	7	34	546	16.1	5	51	78.0
Dae Dae Hunter	7	14	118	8.4	1	41	16.9
CJ Yarbrough	7	12	197	16.4	1	41	28.1
Noah Frith	7	11	237	21.5	0	60	33.9
Jaivian Lofton	7	9	96	10.7	1	34	13.7
Caleb Snead	3	6	88	14.7	0	27	29.3
Jerome Jackson	7	4	35	8.8	1	17	5.0
Shedro Louis	7	4	57	14.3	0	21	8.1
Treon Sibley	7	4	92	23.0	1	30	13.1
Michael Bollinger	7	3	22	7.3	1	14	3.1
Khaleb Coleman	7	2	31	15.5	1	22	4.4
Cole Peterlin	4	2	25	12.5	0	14	6.3
TJ Green	2	1	5	5.0	0	5	2.5
CJ Daniels	2	1	8	8.0	0	8	4.0
Bentley Hanshaw	7	1	6	6.0	0	6	0.9
Austin Henderson	7	1	1	1.0	0	1	0.1
Total	7	109	1564	14.3	12	60	223.4
Opponents	7	126	1469	11.7	7	56	209.9

Punt Returns

Player	no.	yds	avg	td	lg
Demario Douglas	13	58	4.5	0	28
Total	13	58	4.5	0	28
Opponents	7	114	16.3	0	38

Interceptions

Player	no.	yds	avg	td	lg
Robert Rahimi	4	25	6.3	0	24
Kobe Singleton	2	0	0.0	0	0
Javon Scruggs	1	0	0.0	0	0
Durrell Johnson	1	0	0.0	0	0
Quinton Reese	1	9	9.0	0	9
Daijahn Anthony	1	0	0.0	0	0
Mike Smith, Jr.	1	22	22.0	0	22
Total	11	56	5.1	0	24
Opponents	11	65	5.9	1	24

Kick Returns

Player	no.	yds	avg	td	lg
Shedro Louis	10	211	21.1	0	32
Demario Douglas	7	148	21.1	0	35
Malik Caper	2	16	8.0	0	9
Treon Sibley	2	20	10.0	0	20
Dae Dae Hunter	1	19	19.0	0	19
Total	22	414	18.8	0	35
Opponents	9	172	19.1	0	33

Fumble Returns

Player	no.	yds	avg	td	lg
Javon Scruggs	2	0	0.0	0	0
Durrell Johnson	2	3	1.5	0	3
Dre Butler	1	0	0.0	0	0
Robert Rahimi	1	0	0.0	0	0
Ahmad Walker	1	0	0.0	0	0
Total	7	3	0.4	0	3
Opponents	5	40	8.0	1	22



2022-23 Liberty Football
Individual Statistics
All games

Page 2/3
as of Oct 15, 2022

Scoring

Player	td	fg	PAT						pts
			kick	rush	rcv	pass	dxp	saf	
Dae Dae Hunter	8	-	-	-	-	-	-	-	48
Nick Brown	-	5-11	25-25	-	-	-	-	-	40
Demario Douglas	5	-	-	-	1	-	-	-	32
Shedro Louis	5	-	-	-	-	-	-	-	30
Kaidon Salter	2	-	-	-	-	2	-	-	12
Jerome Jackson	1	-	-	-	1	-	-	-	8
Michael Bollinger	1	-	-	-	-	-	-	-	6
Khaleb Coleman	1	-	-	-	-	-	-	-	6
Johnathan Bennett	1	-	-	-	-	-	-	-	6
CJ Yarbrough	1	-	-	-	-	-	-	-	6
Treon Sibley	1	-	-	-	-	-	-	-	6
Jaivian Lofton	1	-	-	-	-	-	-	-	6
Total	27	5-11	25-25	0	2	2	0	1	208
Opponents	18	11-13	17-17	0	0	0	0	0	158

Field Goals

Player	fg	pct.	01-19	20-29	30-39	40-49	50-99	lg	blk
Nick Brown	5-11	45.5	0-1	2-2	1-4	2-2	0-2	49	1
Opponents	11-13	84.6	0-0	4-4	4-5	2-2	1-2	53	0

FG Sequence

Team Name	Liberty	Opponents
Southern Miss.	(32),36,(26)	(39),34,(53)
UAB	37	
Wake Forest	52,(47),(28),53	(33),(27),(46)
Akron	37	55,(34),(26)
Old Dominion	(49),19	(34)
Massachusetts		(28)
Gardner-Webb		(22),(41)

Numbers in (parentheses) indicate field goal was made

Total Offense

Player	g	plays	rush	pass	total	avg/g
Kaidon Salter	4	132	211	778	989	247.3
Johnathan Bennett	6	144	65	692	757	126.2
Dae Dae Hunter	7	98	612	0	612	87.4
Shedro Louis	7	69	298	0	298	42.6
Nate Hampton	5	21	19	76	95	19.0
TJ Green	2	8	43	0	43	21.5
Charlie Brewer	1	7	13	18	31	31.0
Malik Caper	5	5	8	0	8	1.6
Demario Douglas	7	1	3	0	3	0.4
Michael Bollinger	7	1	2	0	2	0.3
Team	7	0	-7	0	-7	-1.0
Total	7	490	1267	1564	2831	404.4
Opponents	7	490	915	1469	2384	340.6

Punting

Player	no.	yds	avg	lg	tb	fc	i20	50+	blk
Aidan Alves	37	1547	41.8	64	2	16	14	3	0
Total	37	1547	41.8	64	2	16	14	3	0
Opponents	44	1719	39.1	53	3	8	9	3	1

Kickoffs

Player	no.	yds	avg	tb	ob	retn	net	ydl
Jason Stricker	36	2258	62.7	25	1			
Total	36	2258	62.7	25	1	9	39.2	25
Opponents	34	1958	57.6	9	1	22	38	26



2022-23 Liberty Football
Individual Statistics
All games

Page 3/3
as of Oct 15, 2022

All Purpose

Player	g	rush	rcv	pr	kr	ir	total	avg/g
Demario Douglas	7	3	546	58	148	0	755	107.9
Dae Dae Hunter	7	612	118	0	19	0	749	107.0
Shedro Louis	7	298	57	0	211	0	566	80.9
Noah Frith	7	0	237	0	0	0	237	33.9
Kaidon Salter	4	211	0	0	0	0	211	52.8
CJ Yarbrough	7	0	197	0	0	0	197	28.1
Treon Sibley	7	0	92	0	20	0	112	16.0
Jaivian Lofton	7	0	96	0	0	0	96	13.7
Caleb Snead	3	0	88	0	0	0	88	29.3
Johnathan Bennett	6	65	0	0	0	0	65	10.8
TJ Green	2	43	5	0	0	0	48	24.0
Jerome Jackson	7	0	35	0	0	0	35	5.0
Khaleb Coleman	7	0	31	0	0	0	31	4.4
Cole Peterlin	4	0	25	0	0	0	25	6.3
Robert Rahimi	7	0	0	0	0	25	25	3.6
Michael Bollinger	7	2	22	0	0	0	24	3.4
Malik Caper	5	8	0	0	16	0	24	4.8
Mike Smith, Jr.	7	0	0	0	0	22	22	3.1
Nate Hampton	5	19	0	0	0	0	19	3.8
Charlie Brewer	1	13	0	0	0	0	13	13.0
Quinton Reese	7	0	0	0	0	9	9	1.3
CJ Daniels	2	0	8	0	0	0	8	4.0
Bentley Hanshaw	7	0	6	0	0	0	6	0.9
Austin Henderson	7	0	1	0	0	0	1	0.1
Team	7	-7	0	0	0	0	-7	-1.0
Total	7	1267	1564	58	414	56	3359	479.9
Opponents	7	915	1469	114	172	65	2735	390.7



2022-23 Liberty Football
Overall Defense Statistics
All games

Page 1/1
as of Oct 15, 2022

Team Defense

			Tackles				Sacks	Pass defense			Fumbles	blkd		
##	Player	gp	ua	a	tot	tfl/yds	no-yds	int-yds	brup	qbh	fr-yds	ff	kick	saf
7	Mike Smith, Jr.	7	27	23	50	6.5-11	.	1-22	4	.	.	1	.	.
34	Ahmad Walker	7	22	22	44	6-17	2-7	.	2	1	1-0	1	.	.
1	Javon Scruggs	6	12	23	35	2-16	1-12	1-0	1	.	2-0	.	.	.
6	Robert Rahimi	7	13	17	30	0.5-2	.	4-25	.	.	1-0	.	.	.
91	Kendy Charles	7	11	17	28	5.5-22	2.5-18	.	1	2	.	1	.	.
35	Tyren Dupree	7	15	12	27	3-15	2-9	1	.	.
11	Durrell Johnson	7	16	10	26	12-47	5-37	1-0	2	2	2-3	1	.	.
90	Dennis Osagiede	7	6	18	24	8.5-47	6-45	.	.	1
16	Quinton Reese	7	14	7	21	4-9	0.5-3	1-9	2
4	Chris Megginson	7	16	4	20	1-2	.	.	3	.	.	1	.	.
24	Aakil Washington	7	5	14	19	1-3	.	.	1
5	Dre Butler	7	10	8	18	1-2	1-2	.	.	1	1-0	1	.	.
20	Kobe Singleton	7	14	4	18	.	.	2-0	2
10	TreShaun Clark	5	7	10	17	4.5-25	4-24
8	Daijahn Anthony	6	10	4	14	0.5-1	.	1-0	1
9	Juawan Treadwell	7	12	.	12	1-5	.	.	3
15	Brylan Green	7	5	7	12	0.5-2	.	.	1
26	Amarian Williams	7	5	4	9
94	Jay Hardy	7	4	4	8	1-1	.	.	.	1
3	Stephen Sings V	7	5	3	8	3.5-29	3.5-29	.	1
29	A'Khor Jones	5	4	2	6
99	Bryce Dixon	4	3	1	4	1-1
98	CJ Bazile, Jr.	2	2	2	4	0.5-3
77	Khristian Zachary	7	1	3	4	0.5-3	0.5-3	.	.	2
90	Jason Stricker	7	1	1	2
0	Dae Dae Hunter	7	2	.	2
0	Jerome Jolly, Jr.	3	1	1	2	1	.
27	Micah Glaize	7	2	.	2
36	Daniel Darko	5	.	2	2
3	Demario Douglas	7	2	.	2
32	Elijah Auguste	1	.	2	2
31	Tim Coutras	6	1	.	1
41	Austin Mock	7	1	.	1
48	Rashad Whitehead	1	.	1	1
73	X'Zauvea Gadlin	7	.	1	1
28	Preston Hodge	6	.	1	1	.	.	.	1
13	Jaylon Jimmerson	4	1	.	1
70	Reggie Young	7	.	1	1
	Totals	7	251	230	481	64-263	28-189	11-56	25	10	7-3	7	1	1
	Opponents	7	265	210	475	55-189	23-119	11-65	19	18	5-40	7	1	0



2022-23 Liberty Football Games Played All games

Page 1/2
as of Oct 15, 2022

##	Player	GP-GS	USM	UAB	WF	UA	ODU	UMass	GW
0	Jerome Jolly, Jr.	3/0	XXX	XXX	XXX
0	Dae Dae Hunter	7/6	START	START	START	START	START	START	XXX
1	Javon Scruggs	6/6	START	START	...	START	START	START	START
1	Shedro Louis	7/1	XXX	XXX	XXX	XXX	XXX	XXX	START
2	TJ Green	2/0	XXX	XXX
2	Kaci Seegars	0/0
3	Demario Douglas	7/5	START	START	START	START	XXX	START	XXX
3	Stephen Sings V	7/0	XXX	XXX	XXX	XXX	XXX	XXX	XXX
4	Chris Megginson	7/7	START	START	START	START	START	START	START
4	CJ Daniels	2/0	XXX	XXX
5	Noah Frith	7/5	START	START	START	START	XXX	START	XXX
5	Dre Butler	7/0	XXX	XXX	XXX	XXX	XXX	XXX	XXX
6	Jaivian Lofton	7/2	XXX	XXX	XXX	XXX	START	XXX	START
6	Robert Rahimi	7/7	START	START	START	START	START	START	START
7	Kaidon Salter	4/3	XXX	START	START	...	START
7	Mike Smith, Jr.	7/7	START	START	START	START	START	START	START
8	Caleb Snead	3/3	START	START	START
8	Daijahn Anthony	6/0	XXX	...	XXX	XXX	XXX	XXX	XXX
9	Juawan Treadwell	7/1	XXX	XXX	START	XXX	XXX	XXX	XXX
9	Sean Brown	0/0
10	TreShaun Clark	5/5	START	START	START	START	START
10	Nate Hampton	5/0	...	XXX	...	XXX	XXX	XXX	XXX
11	Johnathan Bennett	6/3	XXX	...	XXX	START	XXX	START	START
11	Durrell Johnson	7/7	START	START	START	START	START	START	START
12	Maurice Freeman II	5/0	...	XXX	...	XXX	XXX	XXX	XXX
12	Zak Burnett	0/0
13	CJ Yarbrough	7/3	XXX	XXX	XXX	XXX	START	START	START
13	Jaylon Jimmerson	4/0	XXX	XXX	XXX	XXX
14	Deon Biggins	4/0	XXX	XXX	XXX	XXX
14	Kylen Austin	0/0
15	Bentley Hanshaw	7/0	XXX	XXX	XXX	XXX	XXX	XXX	XXX
15	Brylan Green	7/0	XXX	XXX	XXX	XXX	XXX	XXX	XXX
16	Charlie Brewer	1/1	START
16	Quinton Reese	7/7	START	START	START	START	START	START	START
17	Khaleb Coleman	7/0	XXX	XXX	XXX	XXX	XXX	XXX	XXX
17	Rashaud Pernell	0/0
18	Dexter Ricks, Jr.	2/0	XXX	XXX
19	Brody Brumm	1/0	XXX
19	Miyon Conaway	0/0
20	Kobe Singleton	7/5	START	XXX	XXX	START	START	START	START
21	Treon Sibley	7/1	XXX	XXX	XXX	START	XXX	XXX	XXX
21	Sam Guridy	0/0
22	Coleman Baker	0/0
22	Jayden Sweeney	1/0	XXX	...
23	Malik Caper	5/0	...	XXX	XXX	XXX	XXX	XXX	...
24	Aakil Washington	7/0	XXX	XXX	XXX	XXX	XXX	XXX	XXX
25	Antwon Jackson	0/0
26	Amarian Williams	7/2	XXX	START	START	XXX	XXX	XXX	XXX
27	Micah Glaize	7/0	XXX	XXX	XXX	XXX	XXX	XXX	XXX
28	Justin Gipson	0/0
28	Preston Hodge	6/0	...	XXX	XXX	XXX	XXX	XXX	XXX
29	A'Khor Jones	5/0	XXX	XXX	XXX	XXX	XXX
30	Michael Bollinger	7/2	XXX	XXX	XXX	XXX	START	XXX	START
30	Jordan Norwood	0/0
31	Tim Coutras	6/0	...	XXX	XXX	XXX	XXX	XXX	XXX
32	Elijah Augustine	1/0	XXX	...
33	Kyle Hanks	0/0
33	Lawrence Brown	0/0
34	Ahmad Walker	7/7	START	START	START	START	START	START	START
35	Tyren Dupree	7/0	XXX	XXX	XXX	XXX	XXX	XXX	XXX



2022-23 Liberty Football
Games Played
All games

Page 2/2
as of Oct 15, 2022

##	Player	GP-GS	USM	UAB	WF	UA	ODU	UMass	GW
36	Daniel Darko	5/0	XXX	XXX	XXX	XXX	XXX
37	Max Morgan	0/0
37	Owen McCone	0/0
38	Tre Lawing	0/0
38	Jaylin Belford	0/0
39	Russian Williams	0/0
40	Caleb Williams	0/0
41	Austin Mock	7/0	XXX	XXX	XXX	XXX	XXX	XXX	XXX
42	Nick Brown	7/0	XXX	XXX	XXX	XXX	XXX	XXX	XXX
43	Joseph Carter	0/0
44	Ike Okoye	0/0
45	Jackson Shirer	0/0
46	Aidan Alves	7/0	XXX	XXX	XXX	XXX	XXX	XXX	XXX
47	Austin Turner	1/0	XXX
48	Rashad Whitehead	1/0	XXX	...
50	Chase Mitchell	2/0	XXX	XXX
51	Harrison Hayes	1/0	XXX
52	Jonathan Graham	7/4	XXX	XXX	XXX	START	START	START	START
53	Phillip Doss	0/0
54	Caeden Callahan	0/0
55	Brendan Schlittler	7/7	START	START	START	START	START	START	START
56	Will Buchanan	1/0	XXX
57	Carl Poole	2/0	XXX	XXX
60	Cam Reddy	7/7	START	START	START	START	START	START	START
63	Tommy Harley	0/0
64	Jacob Bodden	5/3	START	START	START	XXX	XXX
65	Naasir Watkins	6/6	START	START	START	...	START	START	START
68	Hunter Porterfield	0/0
70	Reggie Young	7/0	XXX	XXX	XXX	XXX	XXX	XXX	XXX
73	X'Zauvea Gadlin	7/7	START	START	START	START	START	START	START
74	Jacob Lecates	0/0
75	Mason Bundy	0/0
77	Cooper McCaw	7/1	XXX	XXX	XXX	START	XXX	XXX	XXX
77	Khristian Zachary	7/2	XXX	XXX	XXX	XXX	XXX	START	START
78	Brian Hannibal	0/0
79	John Kourtis	7/0	XXX	XXX	XXX	XXX	XXX	XXX	XXX
80	Cole Peterlin	4/0	...	XXX	XXX	XXX	XXX
81	Markel Fortenberry	0/0
82	D'Wayne Crawford	1/0	XXX	...
83	Austin Henderson	7/0	XXX	XXX	XXX	XXX	XXX	XXX	XXX
84	Teigan Martin	0/0
85	Brayden Beck	0/0
85	Mark Hutzler	0/0
86	Eddie Ogle	5/0	XXX	XXX	XXX	XXX	XXX
87	Brayden Monday	0/0
88	Jerome Jackson	7/7	START	START	START	START	START	START	START
90	Jason Stricker	7/0	XXX	XXX	XXX	XXX	XXX	XXX	XXX
90	Dennis Osagiede	7/6	XXX	START	START	START	START	START	START
91	Kendy Charles	7/7	START	START	START	START	START	START	START
92	Chris Boti	1/0	XXX	...
94	Jay Hardy	7/1	START	XXX	XXX	XXX	XXX	XXX	XXX
95	Teagen Lenderink	0/0
97	Marquise Brunson	2/0	XXX	...	XXX	...
98	CJ Bazile, Jr.	2/0	XXX	XXX
99	Bryce Dixon	4/0	...	XXX	XXX	XXX	XXX



2022-23 Liberty Football
Passing Game-by-Game
All games

Page 1/1
as of Oct 15, 2022

#7 Kaidon Salter	Comp	Att	Int	Pct	Yards	TD	Long	Sacked	Effic.
Southern Miss.	8	13	1	61.5	148	2	51	0-0	192.6
UAB	13	25	0	52.0	202	0	46	2-8	119.9
Wake Forest	19	34	2	55.9	258	2	38	4-21	127.3
Old Dominion	10	19	2	52.6	170	2	41	2-13	141.5
Totals	50	91	5	54.9	778	6	51	8-42	137.5

#10 Nate Hampton	Comp	Att	Int	Pct	Yards	TD	Long	Sacked	Effic.
Akron	0	1	0	0.0	0	0	0	0-0	0.0
Massachusetts	3	5	0	60.0	76	0	39	1-6	187.7
Gardner-Webb	0	2	0	0.0	0	0	0	1-1	0.0
Totals	3	8	0	37.5	76	0	39	2-7	117.3

#11 Johnathan Bennett	Comp	Att	Int	Pct	Yards	TD	Long	Sacked	Effic.
Southern Miss.	7	18	2	38.9	37	0	12	2-23	33.9
Wake Forest	0	3	1	0.0	0	0	0	1-9	-66.7
Akron	13	27	1	48.1	152	2	30	2-7	112.5
Old Dominion	7	9	0	77.8	98	1	41	2-15	205.9
Massachusetts	9	18	0	50.0	183	2	51	2-9	172.1
Gardner-Webb	17	30	2	56.7	222	1	60	4-16	116.5
Totals	53	105	6	50.5	692	6	60	13-79	113.3

#16 Charlie Brewer	Comp	Att	Int	Pct	Yards	TD	Long	Sacked	Effic.
Southern Miss.	3	4	0	75.0	18	0	11	0-0	112.8
Totals	3	4	0	75.0	18	0	11	0-0	112.8



2022-23 Liberty Football
Rushing/Receiving Game-by-Game
All games

Page 1/1
as of Oct 15, 2022

Rushing

Player	No-Yds/TD	USM	UAB	WF	UA	ODU	UMass	GW
Dae Dae Hunter	98-612/7	11-62/0	10-64/1	18-93/1	18-118/1	15-121/2	17-78/1	9-76/1
Shedro Louis	69-298/5	13-55/0	13-45/1	6-20/0	6-28/0	16-109/0	9-26/3	6-15/1
Kaidon Salter	41-211/2	9-65/0	14-79/1	15-77/1	DNP	3--10/0	DNP	DNP
Johnathan Bennett	39-65/1	11-46/1	DNP	1--9/0	6--9/0	3--11/0	9-50/0	9--2/0
Nate Hampton	13-19/0	DNP	1-1/0	DNP	5-19/0	1-3/0	4--5/0	2-1/0
TJ Green	8-43/0	DNP	DNP	DNP	DNP	DNP	6-39/0	2-4/0
Malik Caper	5-8/0	DNP	2--1/0	-	-	-	3-9/0	DNP
Charlie Brewer	3-13/0	3-13/0	DNP	DNP	DNP	DNP	DNP	DNP
Demario Douglas	1-3/0	1-3/0	-	-	-	-	-	-
Michael Bollinger	1-2/0	-	-	-	1-2/0	-	-	-

Receiving

Player	No-Yds/TD	USM	UAB	WF	UA	ODU	UMass	GW
Demario Douglas	34-546/5	5-97/2	3-51/0	7-124/2	5-40/0	2-13/0	4-134/1	8-87/0
Dae Dae Hunter	14-118/1	1-2/0	2-8/0	5-21/0	-	4-62/1	-	2-25/0
CJ Yarbrough	12-197/1	3-36/0	1-19/0	2-36/0	1-4/0	4-94/1	1-8/0	-
Noah Frith	11-237/0	2-13/0	2-75/0	1-9/0	-	1-11/0	1-32/0	4-97/0
Jaivian Lofton	9-96/1	1-1/0	-	-	4-47/0	2-44/1	-	2-6/0
Caleb Snead	6-88/0	3-29/0	-	3-59/0	DNP	DNP	DNP	DNP
Treon Sibley	4-92/1	-	-	-	1-30/1	1-21/0	2-41/0	-
Shedro Louis	4-57/0	-	3-36/0	-	-	-	1-21/0	-
Jerome Jackson	4-35/1	1-17/0	1-2/0	1-9/0	-	-	-	1-7/1
Michael Bollinger	3-22/1	1-4/0	-	-	-	1-14/0	1-4/1	-
Khaleb Coleman	2-31/1	-	-	-	2-31/1	-	-	-
Cole Peterlin	2-25/0	DNP	1-11/0	DNP	DNP	-	1-14/0	-
CJ Daniels	1-8/0	DNP	DNP	DNP	-	1-8/0	DNP	DNP
Bentley Hanshaw	1-6/0	1-6/0	-	-	-	-	-	-
TJ Green	1-5/0	DNP	DNP	DNP	DNP	DNP	1-5/0	-
Austin Henderson	1-1/0	-	-	-	-	1-1/0	-	-



2022-23 Liberty Football
Total Tackles Game-by-Game
All games

Page 1/1
as of Oct 15, 2022

Total Tackles

Player	S-A	Total	USM	UAB	WF	UA	ODU	UMass	GW
Mike Smith, Jr.	27-23	50	4-4	3-2	6-4	3-6	2-4	3-2	6-1
Ahmad Walker	22-22	44	4-4	3-2	2-4	4-5	2-5	1-1	6-1
Javon Scruggs	12-23	35	2-5	3-3	DNP	1-4	2-6	2-5	2-0
Robert Rahimi	13-17	30	1-3	5-1	4-1	0-3	0-6	3-3	-
Kendy Charles	11-17	28	3-3	3-1	1-1	1-3	1-3	1-1	1-5
Tyren Dupree	15-12	27	3-1	0-1	-	4-4	5-2	2-4	1-0
Durrell Johnson	16-10	26	4-1	4-1	1-1	4-1	0-2	0-2	3-2
Dennis Osagiede	6-18	24	1-4	2-1	0-2	0-4	1-1	1-2	1-4
Quinton Reese	14-7	21	2-1	-	6-0	0-2	2-2	3-2	1-0
Chris Megginson	16-4	20	0-1	3-0	2-1	4-0	3-1	1-1	3-0
Aakil Washington	5-14	19	0-3	0-2	2-0	0-6	0-1	3-0	0-2
Kobe Singleton	14-4	18	2-1	2-0	3-1	3-1	1-1	-	3-0
Dre Butler	10-8	18	4-3	1-2	1-0	0-1	2-2	1-0	1-0
TreShaun Clark	7-10	17	1-3	4-1	0-2	1-4	1-0	DNP	DNP
Daijahn Anthony	10-4	14	1-0	DNP	2-0	2-3	4-0	0-1	1-0
Juawan Treadwell	12-0	12	-	2-0	4-0	-	3-0	2-0	1-0
Brylan Green	5-7	12	-	1-0	-	0-3	1-0	0-4	3-0
Amarian Williams	5-4	9	0-1	2-2	1-0	-	2-1	-	-
Stephen Sings V	5-3	8	1-1	1-0	0-1	0-1	-	2-0	1-0
Jay Hardy	4-4	8	-	0-1	-	0-1	0-1	0-1	4-0
A'Khor Jones	4-2	6	DNP	DNP	1-0	0-1	2-1	1-0	-
Bryce Dixon	3-1	4	DNP	1-0	DNP	DNP	-	1-1	1-0
CJ Bazile, Jr.	2-2	4	DNP	DNP	DNP	DNP	DNP	1-2	1-0
Khristian Zachary	1-3	4	1-0	-	-	-	0-1	0-1	0-1
Micah Glaize	2-0	2	-	1-0	-	-	-	1-0	-
Dae Dae Hunter	2-0	2	-	-	1-0	1-0	-	-	-
Demario Douglas	2-0	2	-	-	-	-	-	-	2-0
Jason Stricker	1-1	2	-	1-0	-	0-1	-	-	-
Jerome Jolly, Jr.	1-1	2	0-1	1-0	-	DNP	DNP	DNP	DNP
Elijah Auguste	0-2	2	DNP	DNP	DNP	DNP	DNP	0-2	DNP
Daniel Darko	0-2	2	-	DNP	DNP	-	0-1	0-1	-
Austin Mock	1-0	1	-	-	-	1-0	-	-	-
Tim Coutras	1-0	1	DNP	-	-	-	-	1-0	-
Jaylon Jimmerson	1-0	1	-	1-0	-	-	DNP	DNP	DNP
Rashad Whitehead	0-1	1	DNP	DNP	DNP	DNP	DNP	0-1	DNP
Reggie Young	0-1	1	-	-	-	-	0-1	-	-
X'Zauvea Gadlin	0-1	1	-	-	-	-	0-1	-	-
Preston Hodge	0-1	1	DNP	-	-	-	0-1	-	-



**2022-23 Liberty Football
Sacks Game-by-Game
All games**

Page 1/1
as of Oct 15, 2022

Player	UA-A	Total	USM	UAB	WF	UA	ODU	UMass	GW
Dennis Osagiede	4-4	6	-	1-8	-	0.5-3	1-5	1.5-15	2-14
Durrell Johnson	4-2	5	-	1-10	-	2.5-17	-	0.5-4	1-6
TreShaun Clark	3-2	4	-	1.5-9	-	1.5-12	1-3	DNP	DNP
Stephen Sings V	3-1	3.5	1-6	-	0.5-1	-	-	2-22	-
Kendy Charles	0-5	2.5	-	0.5-4	0.5-2	0.5-6	-	-	1-6
Ahmad Walker	2-0	2	-	-	2-7	-	-	-	-
Tyren Dupree	2-0	2	-	-	-	-	1-4	-	1-5
Javon Scruggs	1-0	1	-	-	DNP	-	-	1-12	-
Dre Butler	1-0	1	-	-	-	-	1-2	-	-
Quinton Reese	0-1	0.5	-	-	-	-	-	0.5-3	-
Khristian Zachary	0-1	0.5	-	-	-	-	-	0.5-3	-



2022-23 Liberty Football
Tackles For Loss Game-by-Game
All games

Page 1/1
as of Oct 15, 2022

Player	UA-A	Total	USM	UAB	WF	UA	ODU	UMass	GW
Durrell Johnson	9-6	12.0	2.0-2	3.0-13	0.5-1	3.5-19	0.5-0	1.0-5	1.5-7
Dennis Osagiede	5-7	8.5	1.0-1	1.5-9	-	0.5-3	1.0-5	2.0-15	2.5-14
Mike Smith, Jr.	5-3	6.5	-	-	2.5-4	-	0.5-2	0.5-0	3.0-5
Ahmad Walker	4-4	6.0	1.0-3	0.5-2	2.5-8	0.5-1	0.5-1	-	1.0-2
Kendy Charles	2-7	5.5	1.0-1	0.5-4	1.5-3	0.5-6	-	0.5-1	1.5-7
TreShaun Clark	3-3	4.5	-	1.5-9	0.5-1	1.5-12	1.0-3	DNP	DNP
Quinton Reese	3-2	4.0	1.0-2	-	1.0-2	-	0.5-1	1.5-4	-
Stephen Sings V	3-1	3.5	1.0-6	-	0.5-1	-	-	2.0-22	-
Tyren Dupree	3-0	3.0	-	-	-	-	1.0-4	1.0-6	1.0-5
Javon Scruggs	1-2	2.0	-	0.5-2	DNP	-	0.5-2	1.0-12	-
Jay Hardy	1-0	1.0	-	-	-	-	-	-	1.0-1
Bryce Dixon	1-0	1.0	DNP	-	DNP	DNP	-	-	1.0-1
Juawan Treadwell	1-0	1.0	-	1.0-5	-	-	-	-	-
Dre Butler	1-0	1.0	-	-	-	-	1.0-2	-	-
Chris Megginson	1-0	1.0	-	1.0-2	-	-	-	-	-
Aakil Washington	0-2	1.0	-	0.5-2	-	-	-	-	0.5-1
Daijahn Anthony	0-1	0.5	-	DNP	-	0.5-1	-	-	-
Khristian Zachary	0-1	0.5	-	-	-	-	-	0.5-3	-
Robert Rahimi	0-1	0.5	-	-	-	-	0.5-2	-	-
CJ Bazile, Jr.	0-1	0.5	DNP	DNP	DNP	DNP	DNP	0.5-3	-
Brylan Green	0-1	0.5	-	-	-	-	-	0.5-2	-



**2022-23 Liberty Football
Team Game-by-Game
All games**

Page 1/1
as of Oct 15, 2022

Date	Opponent	Rushing				Receiving				Passing				Kick Returns				Punt Returns				tot off
		no.	yds	td	lg	no.	yds	td	lg	cmp-att-int	yds	td	lg	no.	yds	td	lg	no.	yds	td	lg	
09/03/2022	at Southern Miss.	48	244	1	28	18	203	2	51	18-35-3	203	2	51	3	72	0	32	1	5	0	5	447
09/10/2022	UAB	40	188	3	35	13	202	0	46	13-25-0	202	0	46	1	32	0	32	2	34	0	28	390
09/17/2022	at Wake Forest	40	181	2	43	19	258	2	38	19-37-3	258	2	38	7	114	0	35	0	0	0	0	439
09/24/2022	Akron	37	157	1	31	13	152	2	30	13-28-1	152	2	30	3	66	0	24	2	9	0	9	309
10/01/2022	at Old Dominion	39	210	2	40	17	268	3	41	17-28-2	268	3	41	2	33	0	17	2	-10	0	0	478
10/08/2022	at Massachusetts	49	194	4	23	12	259	2	51	12-23-0	259	2	51	4	82	0	30	2	9	0	14	453
10/15/2022	Gardner-Webb	29	93	2	46	17	222	1	60	17-32-2	222	1	60	2	15	0	15	4	11	0	12	315
Liberty		282	1267	15	46	109	1564	12	60	109-208-11	1564	12	60	22	414	0	35	13	58	0	28	2831
Opponents		262	915	9	56	126	1469	7	56	126-228-11	1469	7	56	9	172	0	33	7	114	0	38	2384

Liberty Averages

Games	Avg/ rush	Avg/ catch	Pass effc	KR avg	PR avg	All purpose avg/game	Total offense avg/game
7	4.5	14.3	124.0	18.8	4.5	479.9	404.4

Date	Opponent	Tackles			Sacks no-yds	Fumble		Pass Defense			blkd kick	PAT attempts			off		
		ua	a	total		ff	fr-yds	int-yds	qbh	brup		kick	rush	rcv	saf	t/o	pts
09/03/2022	at Southern Miss.	34	40	74	1-6	1	2-3	3-22	0	2	0	3-3	0	1	0	10	29
09/10/2022	UAB	44	20	64	4-31	4	4-0	0-0	2	1	0	3-3	0	0	0	0	21
09/17/2022	at Wake Forest	38	18	56	3-10	0	0-0	2-9	0	5	1	2-2	0	1	1	3	36
09/24/2022	Akron	29	54	83	5-38	1	0-0	1-0	7	3	0	3-3	0	0	0	0	21
10/01/2022	at Old Dominion	34	44	78	4-14	1	1-0	1-24	0	5	0	5-5	0	0	0	7	38
10/08/2022	at Massachusetts	30	38	68	6-59	0	0-0	1-0	0	3	0	6-6	0	0	0	7	42
10/15/2022	Gardner-Webb	42	16	58	5-31	0	0-0	3-1	1	6	0	3-3	0	0	0	0	21
Liberty		251	230	481	64.0-263	28-189	7	7-3	11-56	10	25	1	25-25	0	2	1	27
Opponents		265	210	475	55.0-189	23-119	7	5-40	11-65	18	19	1	17-17	0	0	0	55

Date	Opponent	Punting										Field Goals			Kickoffs				
		no.	yds	avg	long	blkd	tb	fc	50+	i20	md-att	long	blkd	no.	yds	avg	tb	ob	
09/03/2022	at Southern Miss.	5	217	43.4	59	0	1	3	1	2	2-3	32	0	5	298	59.6	1	1	
09/10/2022	UAB	7	261	37.3	44	0	0	2	0	3	0-1	0	0	4	247	61.8	1	0	
09/17/2022	at Wake Forest	2	84	42.0	48	0	0	1	0	1	2-4	47	0	5	325	65.0	5	0	
09/24/2022	Akron	6	283	47.2	64	0	0	1	1	2	0-1	0	1	4	259	64.8	3	0	
10/01/2022	at Old Dominion	4	172	43.0	47	0	0	1	0	1	1-2	49	0	7	426	60.9	6	0	
10/08/2022	at Massachusetts	5	201	40.2	48	0	0	3	0	2	0-0	0	0	7	443	63.3	5	0	
10/15/2022	Gardner-Webb	8	329	41.1	58	0	1	5	1	3	0-0	0	0	4	260	65.0	4	0	
Liberty		37	1547	41.8	64	0	2	16	3	14	5-11	49	1	36	2258	62.7	25	1	
Opponents		44	1719	39.1	53	1	3	8	3	9	11-13	53	0	34	1958	57.6	9	1	



2022-23 Liberty Football Opponents Game-by-Game All games

Page 1/1
as of Oct 15, 2022

Date	Opponent	Rushing				Receiving				Passing				Kick Returns				Punt Returns				tot off
		no.	yds	td	lg	no.	yds	td	lg	cmp-att-int	yds	td	lg	no.	yds	td	lg	no.	yds	td	lg	
09/03/2022	at Southern Miss.	54	252	2	46	5	137	0	48	5-13-3	137	0	48	2	38	0	21	0	0	0	0	389
09/10/2022	UAB	43	241	2	56	10	114	0	56	10-15-0	114	0	56	3	67	0	33	1	4	0	4	355
09/17/2022	at Wake Forest	26	21	1	13	26	325	3	42	26-44-2	325	3	42	0	0	0	0	1	38	0	38	346
09/24/2022	Akron	28	52	0	11	29	269	1	41	29-52-1	269	1	41	1	30	0	30	3	52	0	38	321
10/01/2022	at Old Dominion	34	118	1	30	27	297	2	30	27-46-1	297	2	30	1	8	0	8	1	11	0	11	415
10/08/2022	at Massachusetts	43	145	2	53	6	88	0	45	6-14-1	88	0	45	2	29	0	22	1	9	0	9	233
10/15/2022	Gardner-Webb	34	86	1	34	23	239	1	46	23-44-3	239	1	46	0	0	0	0	0	0	0	0	325
Opponents		262	915	9	56	126	1469	7	56	126-228-11	1469	7	56	9	172	0	33	7	114	0	38	2384
Liberty		282	1267	15	46	109	1564	12	60	109-208-11	1564	12	60	22	414	0	35	13	58	0	28	2831

Opponents Averages

Games	Avg/ rush	Avg/ catch	Pass effic	KR avg	PR avg	All purpose avg/game	Total offense avg/game
7	3.5	11.7	109.9	19.1	16.3	390.7	340.6

Date	Opponent	Tackles			Sacks no-yds	Fumble		Pass Defense			blkd kick	PAT attempts			off		
		ua	a	total		ff	fr-yds	int-yds	qbh	brup		kick	rush	rcv	saf	t/o	pts
09/03/2022	at Southern Miss.	53	14	67	11.0-30	2-14	1 0-0	3-22	3	5	0	3-3	0	0	0	14	27
09/10/2022	UAB	38	26	64	8.0-19	2-8	1 1-0	0-0	2	3	0	2-2	0	0	0	7	14
09/17/2022	at Wake Forest	47	34	81	9.0-43	5-30	2 1-18	3-0	3	5	0	4-4	0	0	0	7	37
09/24/2022	Akron	29	36	65	5.0-16	2-7	1 1-0	1-20	3	2	1	0-0	0	0	0	6	12
10/01/2022	at Old Dominion	38	28	66	5.0-29	4-28	0 0-0	2-24	3	3	0	3-3	0	0	0	7	24
10/08/2022	at Massachusetts	31	38	69	11.0-32	3-15	1 1-22	0-0	1	0	0	3-3	0	0	0	7	24
10/15/2022	Gardner-Webb	29	34	63	6.0-20	5-17	1 1-0	2--1	3	1	0	2-2	0	0	0	7	20
Opponents		265	210	475	55.0-189	23-119	7 5-40	11-65	18	19	1	17-17	0	0	0	55	158
Liberty		251	230	481	64.0-263	28-189	7 7-3	11-56	10	25	1	25-25	0	2	1	27	208

Date	Opponent	Punting										Field Goals			Kickoffs				
		no.	yds	avg	long	blkd	tb	fc	50+	i20	md-att	long	blkd	no.	yds	avg	tb	ob	
09/03/2022	at Southern Miss.	4	165	41.3	51	0	0	2	1	2	2-3	53	0	5	325	65.0	2	0	
09/10/2022	UAB	6	275	45.8	53	0	2	1	1	1	0-0	0	0	3	189	63.0	1	0	
09/17/2022	at Wake Forest	4	107	26.8	46	1	0	1	0	0	3-3	46	0	9	490	54.4	2	0	
09/24/2022	Akron	6	222	37.0	45	0	0	2	0	1	2-3	34	0	3	184	61.3	0	0	
10/01/2022	at Old Dominion	6	256	42.7	49	0	0	1	0	3	1-1	34	0	5	325	65.0	3	0	
10/08/2022	at Massachusetts	10	397	39.7	52	0	1	1	1	1	1-1	28	0	5	301	60.2	1	0	
10/15/2022	Gardner-Webb	8	297	37.1	49	0	0	0	0	1	2-2	41	0	4	144	36.0	0	1	
Opponents		44	1719	39.1	53	1	3	8	3	9	11-13	53	0	34	1958	57.6	9	1	
Liberty		37	1547	41.8	64	0	2	16	3	14	5-11	49	1	36	2258	62.7	25	1	



**2022-23 Liberty Football
Team Game-by-Game Comparison
All games**

Page 1/1
as of Oct 15, 2022

Opponent	Score	First Downs				Rushing Number-Yards	Passing		Total Offense Plays-Yards	Return Yards	Turn- Overs
		Total	Rush	Pass	Pen		Comp-Att.-Int	Yards			
Southern Miss.	29-27	23 / 19	12 / 11	8 / 4	3 / 4	48-244 / 54-252	18-35-3 / 5-13-3	203 / 137	83-447 / 67-389	102 / 60	3 / 5
UAB	21-14	18 / 15	10 / 9	8 / 4	0 / 2	40-188 / 43-241	13-25-0 / 10-15-0	202 / 114	65-390 / 58-355	66 / 71	1 / 4
Wake Forest	36-37	22 / 16	8 / 2	12 / 11	2 / 3	40-181 / 26-21	19-37-3 / 26-44-2	258 / 325	77-439 / 70-346	123 / 56	4 / 2
Akron	21-12	18 / 19	7 / 4	10 / 14	1 / 1	37-157 / 28-52	13-28-1 / 29-52-1	152 / 269	65-309 / 80-321	75 / 102	2 / 1
Old Dominion	38-24	23 / 20	8 / 4	11 / 15	4 / 1	39-210 / 34-118	17-28-2 / 27-46-1	268 / 297	67-478 / 80-415	47 / 43	2 / 2
Massachusetts	42-24	21 / 12	10 / 6	9 / 4	2 / 2	49-194 / 43-145	12-23-0 / 6-14-1	259 / 88	72-453 / 57-233	91 / 60	1 / 1
Gardner-Webb	21-20	14 / 22	3 / 5	10 / 13	1 / 4	29-93 / 34-86	17-32-2 / 23-44-3	222 / 239	61-315 / 78-325	27 / -1	3 / 3
Totals	208-158	139 / 123	58 / 41	68 / 65	13 / 17	282-1267 / 262-915	109-208-11 / 126-228-11	1564 / 1469	490-2831 / 490-2384	531 / 391	16 / 18

Opponents	3rd Down Conversion	4th Down Conversion	Time of Possession	TOP Margin	Avg Yds/Rush	Avg Yds/Pass	Avg Yds/Play	Punting Number-Avg	Penalties Number-Yards	Sacks
Southern Miss.	8-20 / 3-12	1-3 / 0-1	29:06 / 30:54	-01:48	5.1 / 4.7	5.8 / 10.5	5.4 / 5.8	5-43.4 / 4-41.3	12-107.0 / 10-77.0	1 / 2
UAB	3-12 / 4-12	0-0 / 1-2	28:31 / 31:29	-02:58	4.7 / 5.6	8.1 / 7.6	6.0 / 6.1	7-37.3 / 6-45.8	8-84.0 / 5-40.0	4 / 2
Wake Forest	4-17 / 6-16	4-5 / 1-2	35:28 / 24:32	10:56	4.5 / 0.8	7.0 / 7.4	5.7 / 4.9	2-42.0 / 4-26.8	5-41.0 / 8-70.0	3 / 5
Akron	7-16 / 6-18	1-1 / 1-3	28:52 / 31:08	-02:16	4.2 / 1.9	5.4 / 5.2	4.8 / 4.0	6-47.2 / 6-37.0	8-59.0 / 8-79.0	5 / 2
Old Dominion	4-10 / 7-19	0-0 / 2-3	28:57 / 31:03	-02:06	5.4 / 3.5	9.6 / 6.5	7.1 / 5.2	4-43.0 / 6-42.7	3-30.0 / 14-120.0	4 / 4
Massachusetts	5-13 / 1-14	0-2 / 1-1	30:10 / 40:49	-10:39	4.0 / 3.4	11.3 / 6.3	6.3 / 4.1	5-40.2 / 10-39.7	3-40.0 / 9-58.0	6 / 3
Gardner-Webb	1-12 / 5-14	1-2 / 0-0	25:33 / 34:27	-08:54	3.2 / 2.5	6.9 / 5.4	5.2 / 4.2	8-41.1 / 8-37.1	6-44.0 / 6-42.0	5 / 5
Totals	32-100 / 32-105	7-13 / 6-12	206:37 / 224:22	-17:45	4.5 / 3.5	7.5 / 6.4	5.8 / 4.9	37-41.8 / 44-39.1	45-405.0 / 60-486.0	28 / 23

Note: Game totals are displayed in the format TEAM/OPPONENT for each category



2022-23 Liberty Football
Individual Game Highs
All games

Page 1/1
as of Oct 15, 2022

Liberty - Individual Game Highs

RUSHES	18	Dae Dae Hunter vs Akron (09/24/2022)
	18	Dae Dae Hunter at Wake Forest (09/17/2022)
YARDS RUSHING	121	Dae Dae Hunter at Old Dominion (10/01/2022)
TD RUSHES	3	Shedro Louis at Massachusetts (10/08/2022)
LONG RUSH	46	Dae Dae Hunter vs Gardner-Webb (10/15/2022)
PASS ATTEMPTS	34	Kaidon Salter at Wake Forest (09/17/2022)
PASS COMPLETIONS	19	Kaidon Salter at Wake Forest (09/17/2022)
YARDS PASSING	258	Kaidon Salter at Wake Forest (09/17/2022)
TD PASSES	2	Johnathan Bennett at Massachusetts (10/08/2022)
	2	Kaidon Salter at Old Dominion (10/01/2022)
	2	Johnathan Bennett vs Akron (09/24/2022)
	2	Kaidon Salter at Wake Forest (09/17/2022)
	2	Kaidon Salter at Southern Miss. (09/03/2022)
LONG PASS	60	Johnathan Bennett vs Gardner-Webb (10/15/2022)
RECEPTIONS	8	Demario Douglas vs Gardner-Webb (10/15/2022)
YARDS RECEIVING	134	Demario Douglas at Massachusetts (10/08/2022)
TD RECEPTIONS	2	Demario Douglas at Wake Forest (09/17/2022)
	2	Demario Douglas at Southern Miss. (09/03/2022)
LONG RECEPTION	60	Noah Frith vs Gardner-Webb (10/15/2022)
PUNTS	8	Aidan Alves vs Gardner-Webb (10/15/2022)
PUNTING AVG	47.2	Aidan Alves vs Akron (09/24/2022)
LONG PUNT	64	Aidan Alves vs Akron (09/24/2022)
PUNTS INSIDE 20	3	Aidan Alves vs Gardner-Webb (10/15/2022)
	3	Aidan Alves vs UAB (09/10/2022)
LONG PUNT RETURN	28	Demario Douglas vs UAB (09/10/2022)
LONG KICKOFF RETURN	35	Demario Douglas at Wake Forest (09/17/2022)
TACKLES	10	Mike Smith, Jr. at Wake Forest (09/17/2022)
SACKS	2.5	Durrell Johnson vs Akron (09/24/2022)
TACKLES FOR LOSS	3.5	Durrell Johnson vs Akron (09/24/2022)



2022-23 Liberty Football
Team Game Highs
All games

Page 1/1
as of Oct 15, 2022

Liberty - Game Highs

RUSHES	49	at Massachusetts (10/08/2022)
YARDS RUSHING	244	at Southern Miss. (09/03/2022)
YARDS PER RUSH	5.4	at Old Dominion (10/01/2022)
TD RUSHES	4	at Massachusetts (10/08/2022)
PASS ATTEMPTS	37	at Wake Forest (09/17/2022)
PASS COMPLETIONS	19	at Wake Forest (09/17/2022)
YARDS PASSING	268	at Old Dominion (10/01/2022)
YARDS PER PASS	11.3	at Massachusetts (10/08/2022)
TD PASSES	3	at Old Dominion (10/01/2022)
TOTAL PLAYS	83	at Southern Miss. (09/03/2022)
TOTAL OFFENSE	478	at Old Dominion (10/01/2022)
YARDS PER PLAY	7.1	at Old Dominion (10/01/2022)
POINTS	42	at Massachusetts (10/08/2022)
SACKS BY	6	at Massachusetts (10/08/2022)
FIRST DOWNS	23	at Southern Miss. (09/03/2022)
	23	at Old Dominion (10/01/2022)
PENALTIES	12	at Southern Miss. (09/03/2022)
PENALTY YARDS	107	at Southern Miss. (09/03/2022)
TURNOVERS	4	at Wake Forest (09/17/2022)
PUNTS	8	Gardner-Webb (10/15/2022)
PUNTING AVG	47.2	Akron (09/24/2022)
LONG PUNT	64	Akron (09/24/2022)
PUNTS INSIDE 20	3	Gardner-Webb (10/15/2022)
	3	UAB (09/10/2022)
LONG PUNT RETURN	28	UAB (09/10/2022)



2022-23 Liberty Football
Opponent Individual Match Highs
All games

Page 1/1
as of Oct 15, 2022

Opponent - Individual Game Highs

RUSHES	32	Frank Gore at Southern Miss. (09/03/2022)
YARDS RUSHING	178	Frank Gore at Southern Miss. (09/03/2022)
TD RUSHES	2 2	Gregory Desrosiers at Massachusetts (10/08/2022) Frank Gore at Southern Miss. (09/03/2022)
LONG RUSH	56	DeWayne McBride vs UAB (09/10/2022)
PASS ATTEMPTS	52	DJ Irons vs Akron (09/24/2022)
PASS COMPLETIONS	29	DJ Irons vs Akron (09/24/2022)
YARDS PASSING	325	Sam Hartman at Wake Forest (09/17/2022)
TD PASSES	3	Sam Hartman at Wake Forest (09/17/2022)
LONG PASS	56	Dylan Hopkins vs UAB (09/10/2022)
RECEPTIONS	11	Daniel George vs Akron (09/24/2022)
YARDS RECEIVING	131	T.J. Luther vs Gardner-Webb (10/15/2022)
TD RECEPTIONS	2	Jahmal Banks at Wake Forest (09/17/2022)
LONG RECEPTION	56	Trea Shropshire vs UAB (09/10/2022)
FIELD GOALS	3	Matthew Dennis at Wake Forest (09/17/2022)
LONG FIELD GOALS	53	Briggs Bourgeois at Southern Miss. (09/03/2022)
PUNTS	10	CJ Kolodziej at Massachusetts (10/08/2022)
PUNTING AVG	45.8	Kyle Greenwell vs UAB (09/10/2022)
LONG PUNT	53	Kyle Greenwell vs UAB (09/10/2022)
PUNTS INSIDE 20	3	Ethan Duane at Old Dominion (10/01/2022)
LONG PUNT RETURN	38 38	Tony Grimes, Jr. vs Akron (09/24/2022) Taylor Morin at Wake Forest (09/17/2022)
LONG KICKOFF RETURN	33	Jermaine Brown Jr. vs UAB (09/10/2022)
TACKLES	16	Bubba Arslanian vs Akron (09/24/2022)
SACKS	2 2 2	Ty French vs Gardner-Webb (10/15/2022) Alonzo Ford Jr. at Old Dominion (10/01/2022) Malik Mustapha at Wake Forest (09/17/2022)
TACKLES FOR LOSS	3	Marcus Cushnie at Massachusetts (10/08/2022)
INTERCEPTIONS	1 1 1 1 1 1 1 1 1 1 1 1 1 1	Jamari Brown vs Gardner-Webb (10/15/2022) Jeremy Mitchell vs Gardner-Webb (10/15/2022) Robert Kennedy at Old Dominion (10/01/2022) Tre Hawkins at Old Dominion (10/01/2022) Darrian Lewis vs Akron (09/24/2022) Isaiah Wingfield at Wake Forest (09/17/2022) Chase Jones at Wake Forest (09/17/2022) Chelen Garnes at Wake Forest (09/17/2022) Camron Harrell at Southern Miss. (09/03/2022) Malik Shorts at Southern Miss. (09/03/2022) Eric Scott at Southern Miss. (09/03/2022)



2022-23 Liberty Football
Opponent Match Highs
All games

Page 1/1
as of Oct 15, 2022

Opponent - Game Highs

RUSHES	54	at Southern Miss. (09/03/2022)
YARDS RUSHING	252	at Southern Miss. (09/03/2022)
YARDS PER RUSH	5.6	UAB (09/10/2022)
TD RUSHES	2 2 2	at Massachusetts (10/08/2022) UAB (09/10/2022) at Southern Miss. (09/03/2022)
PASS ATTEMPTS	52	Akron (09/24/2022)
PASS COMPLETIONS	29	Akron (09/24/2022)
YARDS PASSING	325	at Wake Forest (09/17/2022)
YARDS PER PASS	10.5	at Southern Miss. (09/03/2022)
TD PASSES	3	at Wake Forest (09/17/2022)
TOTAL PLAYS	80 80	at Old Dominion (10/01/2022) Akron (09/24/2022)
TOTAL OFFENSE	415	at Old Dominion (10/01/2022)
YARDS PER PLAY	6.1	UAB (09/10/2022)
POINTS	37	at Wake Forest (09/17/2022)
SACKS BY	5 5	Gardner-Webb (10/15/2022) at Wake Forest (09/17/2022)
FIRST DOWNS	22	Gardner-Webb (10/15/2022)
PENALTIES	14	at Old Dominion (10/01/2022)
PENALTY YARDS	120	at Old Dominion (10/01/2022)
TURNOVERS	5	at Southern Miss. (09/03/2022)
PUNTS	10	at Massachusetts (10/08/2022)
PUNTING AVG	45.8	UAB (09/10/2022)
LONG PUNT	53	UAB (09/10/2022)
PUNTS INSIDE 20	3	at Old Dominion (10/01/2022)
LONG PUNT RETURN	38 38	Akron (09/24/2022) at Wake Forest (09/17/2022)



2022-23 Liberty Football
By Quarter Statistics
All games

Page 1/1
as of Oct 15, 2022

3rd-Down Conversions

Date	Opponent	Score	Overall	1st Qtr	2nd Qtr	3rd Qtr	4th Qtr	Overtime
09/03/2022	at Southern Miss.	Wot4 29-27	8-20 40.0	0-2 0.0	2-6 33.3	2-5 40.0	4-5 80.0	0-1 0.0
09/10/2022	UAB	W 21-14	3-12 25.0	1-5 20.0	1-3 33.3	0-2 0.0	1-2 50.0	0-0 0.0
09/17/2022	at Wake Forest	L 36-37	4-17 23.5	1-6 16.7	0-3 0.0	1-3 33.3	2-5 40.0	0-0 0.0
09/24/2022	Akron	W 21-12	7-16 43.8	2-3 66.7	3-5 60.0	0-3 0.0	2-5 40.0	0-0 0.0
10/01/2022	at Old Dominion	W 38-24	4-10 40.0	0-1 0.0	3-5 60.0	1-3 33.3	0-1 0.0	0-0 0.0
10/08/2022	at Massachusetts	W 42-24	5-13 38.5	0-3 0.0	1-2 50.0	1-3 33.3	3-5 60.0	0-0 0.0
10/15/2022	Gardner-Webb	W 21-20	1-12 8.3	1-3 33.3	0-2 0.0	0-4 0.0	0-3 0.0	0-0 0.0
Liberty			32-100 32.0	5-23 21.7	10-26 38.5	5-23 21.7	12-26 46.2	0-1 0.0
Opponents			32-105 30.5	8-26 30.8	9-28 32.1	11-25 44.0	4-24 16.7	0-1 0.0

4th-Down Conversions

Date	Opponent	Score	Overall	1st Qtr	2nd Qtr	3rd Qtr	4th Qtr	Overtime
09/03/2022	at Southern Miss.	Wot4 29-27	1-3 33.3	0-1 0.0	1-1 100.0	0-1 0.0	0-0 0.0	0-0 0.0
09/10/2022	UAB	W 21-14	0-0 0.0	0-0 0.0	0-0 0.0	0-0 0.0	0-0 0.0	0-0 0.0
09/17/2022	at Wake Forest	L 36-37	4-5 80.0	1-2 50.0	1-1 100.0	0-0 0.0	2-2 100.0	0-0 0.0
09/24/2022	Akron	W 21-12	1-1 100.0	1-1 100.0	0-0 0.0	0-0 0.0	0-0 0.0	0-0 0.0
10/01/2022	at Old Dominion	W 38-24	0-0 0.0	0-0 0.0	0-0 0.0	0-0 0.0	0-0 0.0	0-0 0.0
10/08/2022	at Massachusetts	W 42-24	0-2 0.0	0-1 0.0	0-1 0.0	0-0 0.0	0-0 0.0	0-0 0.0
10/15/2022	Gardner-Webb	W 21-20	1-2 50.0	0-0 0.0	0-0 0.0	0-1 0.0	1-1 100.0	0-0 0.0
Liberty			7-13 53.8	2-5 40.0	2-3 66.7	0-2 0.0	3-3 100.0	0-0 0.0
Opponents			6-12 50.0	0-1 0.0	2-2 100.0	0-2 0.0	4-7 57.1	0-0 0.0

Time of Possession

Date	Opponent	Score	Overall	1st Qtr	2nd Qtr	3rd Qtr	4th Qtr	Overtime
09/03/2022	at Southern Miss.	Wot4 29-27	29:06	04:58	09:56	05:11	09:01	00:00
09/10/2022	UAB	W 21-14	28:31	07:18	07:34	06:22	07:17	00:00
09/17/2022	at Wake Forest	L 36-37	35:28	08:41	09:48	08:46	08:13	00:00
09/24/2022	Akron	W 21-12	28:52	04:43	10:58	03:41	09:30	00:00
10/01/2022	at Old Dominion	W 38-24	28:57	03:28	08:05	09:16	08:08	00:00
10/08/2022	at Massachusetts	W 42-24	30:10	05:43	06:05	07:29	10:53	00:00
10/15/2022	Gardner-Webb	W 21-20	25:33	05:46	03:01	05:19	11:27	00:00
Liberty			Total 206:37	40:37	55:27	46:04	64:29	00:00
			Avg. 29:31	05:48	07:55	06:35	09:13	00:00
Opponents			Total 224:22	60:07	64:48	46:45	52:42	00:00
			Avg. 32:03	08:35	09:15	06:41	07:32	00:00



2022-23 Liberty Football
Red-Zone Results
All games

Page 1/1
as of Oct 15, 2022

Liberty Inside Opponent Red-Zone

Date	Opponent	Score	Times	Times	Total			Rush	Pass	FGs	Failed to score inside RZ					
			In RZ	Scored	Pts	TDs	TDs	TDs	TDs	Made	FGA	Down	Int	Fumb	Half	Game
09/03/2022	at Southern Miss.	W 29-27	5	4	20	2	1	1	1	2	3	0	0	0	0	0
09/10/2022	UAB	W 21-14	4	3	21	3	3	0	0	0	1	0	0	0	0	0
09/17/2022	at Wake Forest	L 36-37	2	2	9	1	0	1	1	1	1	0	0	0	0	0
09/24/2022	Akron	W 21-12	3	2	14	2	1	1	0	0	1	0	0	0	0	0
10/01/2022	at Old Dominion	W 38-24	2	0	0	0	0	0	0	0	1	0	1	0	0	0
10/08/2022	at Massachusetts	W 42-24	6	5	35	5	4	1	0	0	0	1	0	0	0	0
10/15/2022	Gardner-Webb	W 21-20	5	3	21	3	2	1	0	0	0	0	0	1	0	1
Totals 19 of 27 (70.4%)			27	19	120	16	11	5	3	7	1	1	1	0	1	

Opponents Inside Liberty Red-Zone

Date	Opponent	Score	Times	Times	Total			Rush	Pass	FGs	Failed to score inside RZ					
			In RZ	Scored	Pts	TDs	TDs	TDs	TDs	Made	FGA	Down	Int	Fumb	Half	Game
09/03/2022	Southern Miss.	W 29-27	4	1	7	1	1	0	0	0	1	0	0	2	0	0
09/10/2022	UAB	W 21-14	3	1	7	1	1	0	0	0	0	1	0	1	0	0
09/17/2022	Wake Forest	L 36-37	7	7	37	4	1	3	3	3	3	0	0	0	0	0
09/24/2022	Akron	W 21-12	4	3	12	1	0	1	2	2	2	0	1	0	0	0
10/01/2022	Old Dominion	W 38-24	5	4	24	3	1	2	1	1	1	0	0	1	0	0
10/08/2022	Massachusetts	W 42-24	2	2	10	1	1	0	1	1	1	0	0	0	0	0
10/15/2022	Gardner-Webb	W 21-20	4	4	20	2	1	1	2	2	2	0	0	0	0	0
Totals 22 of 29 (75.9%)			29	22	117	13	6	7	9	10	1	1	4	0	0	



2022-23 Liberty Football Combined Team Statistics All games

Page 2/3
as of Oct 15, 2022

Field Goals

Player	fg	pct.	01-19	20-29	30-39	40-49	50-59	lg	blk
Nick Brown	5-11	45.5	0-1	2-2	1-4	2-2	0-2	49	1
Opponents	11-13	84.6	0-0	4-4	4-5	2-2	1-2	53	0

Scoring

Player	td	fg	PAT						pts
			kick	rush	rcv	pass	dxp	saf	
Dae Dae Hunter	8	-	-	-	-	-	-	-	48
Nick Brown	-	5-11	25-25	-	-	-	-	-	40
Demario Douglas	5	-	-	-	1	-	-	-	32
Shedro Louis	5	-	-	-	-	-	-	-	30
Kaidon Salter	2	-	-	-	-	2	-	-	12
Jerome Jackson	1	-	-	-	1	-	-	-	8
Michael Bollinger	1	-	-	-	-	-	-	-	6
Khaleb Coleman	1	-	-	-	-	-	-	-	6
Johnathan Bennett	1	-	-	-	-	-	-	-	6
CJ Yarbrough	1	-	-	-	-	-	-	-	6
Treon Sibley	1	-	-	-	-	-	-	-	6
Jaivian Lofton	1	-	-	-	-	-	-	-	6
Total	27	5-11	25-25	0	2	2	0	1	208
Opponents	18	11-13	17-17	0	0	0	0	0	158

Score by Periods

Team	1st	2nd	3rd	4th	OT	TOT
Liberty	28	67	46	62	5	208
Opponents	31	39	24	61	3	158

Punting

Player	no.	yds	avg	lg	tb	fc	i20	50+	blk
Aidan Alves	37	1547	41.8	64	2	16	14	3	0
Total	37	1547	41.8	64	2	16	14	3	0
Opponents	44	1719	39.1	53	3	8	9	3	1

Punt Returns

Player	no.	yds	avg	td	lg
Demario Douglas	13	58	4.5	0	28
Total	13	58	4.5	0	28
Opponents	7	114	16.3	0	38

Kick Returns

Player	no.	yds	avg	td	lg
Shedro Louis	10	211	21.1	0	32
Demario Douglas	7	148	21.1	0	35
Malik Caper	2	16	8.0	0	9
Treon Sibley	2	20	10.0	0	20
Dae Dae Hunter	1	19	19.0	0	19
Total	22	414	18.8	0	35
Opponents	9	172	19.1	0	33

All Purpose

Player	g	rush	rcv	pr	kr	ir	total	avg/g
Demario Douglas	7	3	546	58	148	0	755	107.9
Dae Dae Hunter	7	612	118	0	19	0	749	107.0
Shedro Louis	7	298	57	0	211	0	566	80.9
Noah Frith	7	0	237	0	0	0	237	33.9
Kaidon Salter	4	211	0	0	0	0	211	52.8
CJ Yarbrough	7	0	197	0	0	0	197	28.1
Treon Sibley	7	0	92	0	20	0	112	16.0
Jaivian Lofton	7	0	96	0	0	0	96	13.7
Caleb Snead	3	0	88	0	0	0	88	29.3
Johnathan Bennett	6	65	0	0	0	0	65	10.8
TJ Green	2	43	5	0	0	0	48	24.0
Jerome Jackson	7	0	35	0	0	0	35	5.0
Khaleb Coleman	7	0	31	0	0	0	31	4.4
Cole Peterlin	4	0	25	0	0	0	25	6.3
Robert Rahimi	7	0	0	0	0	25	25	3.6
Michael Bollinger	7	2	22	0	0	0	24	3.4
Malik Caper	5	8	0	0	16	0	24	4.8
Mike Smith, Jr.	7	0	0	0	0	22	22	3.1
Nate Hampton	5	19	0	0	0	0	19	3.8
Charlie Brewer	1	13	0	0	0	0	13	13.0
Quinton Reese	7	0	0	0	0	9	9	1.3
CJ Daniels	2	0	8	0	0	0	8	4.0
Bentley Hanshaw	7	0	6	0	0	0	6	0.9
Austin Henderson	7	0	1	0	0	0	1	0.1
Total	7	1267	1564	58	414	56	3359	479.9
Opponents	7	915	1469	114	172	65	2735	390.7

Total Offense

Player	g	plays	rush	pass	total	avg/g
Kaidon Salter	4	132	211	778	989	247.3
Johnathan Bennett	6	144	65	692	757	126.2
Dae Dae Hunter	7	98	612	0	612	87.4
Shedro Louis	7	69	298	0	298	42.6
Nate Hampton	5	21	19	76	95	19.0
TJ Green	2	8	43	0	43	21.5
Charlie Brewer	1	7	13	18	31	31.0
Malik Caper	5	5	8	0	8	1.6
Demario Douglas	7	1	3	0	3	0.4
Michael Bollinger	7	1	2	0	2	0.3
Total	7	490	1267	1564	2831	404.4
Opponents	7	490	915	1469	2384	340.6

Team Defense

			Tackles				Sacks	Pass defense			Fumbles	blkd		
##	Player	gp	ua	a	tot	tfl/yds	no-yds	int-yds	brup	qbh	fr-yds	ff	kick	saf
7	Mike Smith, Jr.	7	27	23	50	6.5-11	.	1-22	4	.	.	1	.	.



2022-23 Liberty Football Combined Team Statistics All games

Page 1/3
as of Oct 15, 2022

Team Results

Date	Opponent		Score	Att.
09/03/2022	at Southern Miss.	Wot4	29-27	24051
09/10/2022	UAB	W	21-14	18892
09/17/2022	at Wake Forest	L	36-37	32891
09/24/2022	Akron	W	21-12	20004
10/01/2022	at Old Dominion	W	38-24	18368
10/08/2022	at Massachusetts	W	42-24	11217
10/15/2022	Gardner-Webb	W	21-20	20924

Rushing

Player	gp	att	gain	loss	net	avg	td	lg	avg/g
Dae Dae Hunter	7	98	647	35	612	6.2	7	46	87.4
Shedro Louis	7	69	309	11	298	4.3	5	40	42.6
Kaidon Salter	4	41	261	50	211	5.1	2	43	52.8
Johnathan Bennett	6	39	160	95	65	1.7	1	23	10.8
TJ Green	2	8	43	0	43	5.4	0	15	21.5
Nate Hampton	5	13	31	12	19	1.5	0	7	3.8
Charlie Brewer	1	3	14	1	13	4.3	0	11	13.0
Malik Caper	5	5	11	3	8	1.6	0	5	1.6
Demario Douglas	7	1	3	0	3	3.0	0	3	0.4
Michael Bollinger	7	1	2	0	2	2.0	0	2	0.3
Team	7	4	0	7	-7	-1.8	0	0	-1.0
Total	7	282	1481	214	1267	4.5	15	46	181.0
Opponents	7	262	1177	262	915	3.5	9	56	130.7

Passing

Player	gp	effic	comp-att-int	pct	yds	td	lg	avg/g
Johnathan Bennett	6	113.3	53-105-6	50.5	692	6	60	115.3
Kaidon Salter	4	137.5	50-91-5	54.9	778	6	51	194.5
Nate Hampton	5	117.3	3-8-0	37.5	76	0	39	15.2
Charlie Brewer	1	112.8	3-4-0	75.0	18	0	11	18.0
Total	7	124.0	109-208-11	52.4	1564	12	60	223.4
Opponents	7	109.9	126-228-11	55.3	1469	7	56	209.9

Receiving

Player	gp	no.	yds	avg	td	lg	avg/g
Demario Douglas	7	34	546	16.1	5	51	78.0
Dae Dae Hunter	7	14	118	8.4	1	41	16.9
CJ Yarbrough	7	12	197	16.4	1	41	28.1
Noah Frith	7	11	237	21.5	0	60	33.9
Jaivian Lofton	7	9	96	10.7	1	34	13.7
Caleb Snead	3	6	88	14.7	0	27	29.3
Jerome Jackson	7	4	35	8.8	1	17	5.0
Shedro Louis	7	4	57	14.3	0	21	8.1
Treon Sibley	7	4	92	23.0	1	30	13.1
Michael Bollinger	7	3	22	7.3	1	14	3.1
Khaleb Coleman	7	2	31	15.5	1	22	4.4
Cole Peterlin	4	2	25	12.5	0	14	6.3
TJ Green	2	1	5	5.0	0	5	2.5
CJ Daniels	2	1	8	8.0	0	8	4.0
Bentley Hanshaw	7	1	6	6.0	0	6	0.9
Austin Henderson	7	1	1	1.0	0	1	0.1
Total	7	109	1564	14.3	12	60	223.4
Opponents	7	126	1469	11.7	7	56	209.9

Game Records

Record	Overall	Home	Away	Neutral
ALL GAMES	6-1	3-0	3-1	0-0
CONFERENCE	0-0	0-0	0-0	0-0
NON-CONFERENCE	6-1	3-0	3-1	0-0

Team Statistics

	LIB	OPP
First Downs	139	123
Rushing	58	41
Passing	68	65
Penalty	13	17
Rushing Yardage	1267	915
Rushing attempts	282	262
Average per rush	4.5	3.5
Average per game	181.0	130.7
TDs Rushing	15	9
Passing Yardage	1564	1469
Comp-Att-Int	109-208-11	126-228-11
Average per pass	7.5	6.4
Average per catch	14.3	11.7
Average per game	223.4	209.9
TDs Passing	12	7
Total offense	2831	2384
Average per play	5.8	4.9
Average per game	404.4	340.6
Kick returns: #-Yards	22-414	9-172
Punt returns: #-Yards	13-58	7-114
Int returns: #-Yards	11-56	11-65
Fumbles-Lost	10-5	9-7
Penalties-Yards	45-405	60-486
Punts-Avg	37-41.8	44-39.1
Time of possession / game	29:31	32:03
3rd-down conversion	32/100	32/105
4rd-down conversion	7/13	6/12
PAT-attempts	(25-25) 100%	(17-17) 100%
2-point conversion-attempts	(2-4) 50%	(0-2) 0%

Interceptions

Player	no.	yds	avg	td	lg
Robert Rahimi	4	25	6.3	0	24
Kobe Singleton	2	0	0.0	0	0
Javon Scruggs	1	0	0.0	0	0
Durrell Johnson	1	0	0.0	0	0
Quinton Reese	1	9	9.0	0	9
Dajahn Anthony	1	0	0.0	0	0
Mike Smith, Jr.	1	22	22.0	0	22
Total	11	56	5.1	0	24
Opponents	11	65	5.9	1	24