

2014 BOWL MEDIA GUIDE

MEMPHIS FOOTBALLS



WAIT 'TIL THIS YEAR

2014 AMERICAN FOOTBALL

CHAMPIONS



MEMPHIS TIGERS

MEMPHIS

7

MEMPHIS

32

MEMPHIS

23

MEMPHIS

12

MEMPHIS



AMERICAN
FOOTBALL CONFERENCE

CHAMPION

Memphis FOOTBALL™



BYU COUGARS (8-4) vs MEMPHIS TIGERS (9-3, 7-1)
 MONDAY, DEC. 22 ▶ 1:00 PM (CST) ▶ MARLINS PARK ▶ MIAMI, FLA. ▶ ESPN



BYU SUMMARY

Overall Record..... 8-4
Current Win Streak..... 4 Games
Last Result BYU 42, California 35
Head Coach Bronco Mendenhall
Alma Mater..... Oregon State, 1988
Career Record.....90-38 (.703) · 10 Seasons
Overall Bowl Record (32 Games)..... 13-18-1
Last Bowl Game..... Wisconsin 31, BYU 16
 2013 Fight Hunger Bowl
 Dec. 27, 2013 · San Francisco, Calif.

BYU SEASON RESULTS

Aug. 29	at UConn	W, 35-10
Sept. 6	at No. 25 Texas	W, 41-7
Sept. 11	HOUSTON	W, 33-25
Sept. 20	VIRGINIA	W, 41-33
Oct. 3	UTAH STATE	L, 35-20
Oct. 9	at UCF	L, 31-24
Oct. 18	NEVADA	L, 42-35
Oct. 24	at Boise State	L, 55-30
Nov. 1	at Middle Tennessee	W, 27-7
NOV. 15	UNLV	W, 42-23
NOV. 22	SAVANNAH STATE	W, 64-0
Nov. 29	at California	W, 42-35

BYU ATHLETIC COMMUNICATIONS

Football Contact..... Brett Pyne
Cell Number.....(801) 367-1631
Email Address..... brett_pyne@byu.edu
Secondary Contact..... Rachel Hawks
Cell Number.....(801) 380-9668
Email Address.....footballpr@byu.edu

MEMPHIS SUMMARY

Overall Record..... 9-3
American Athletic Conference 7-1/1st
Current Win Streak..... 6 Games
Last Result Memphis 41, UConn 10
Head Coach Justin Fuente
Alma Mater..... Murray State, 1999
Career Record.....16-20 (.444) · 3 Seasons
Overall Bowl Record (7 Games)..... 4-3
Last Bowl Game.....USF 41, Memphis 14
 2008 St. Petersburg Bowl
 Dec. 20, 2008 · St. Petersburg, Fla.

MEMPHIS STORY LINES

- ▶ Memphis' Miami Beach Bowl appearance marks the program's first postseason game since 2008. – **Page 4**
- ▶ Memphis won a share of the American Athletic Conference championship in its second year in the league. It was the first conference title in 43 years. – **Page 6**
- ▶ With a 9-3 record, the 2014 Tigers became the sixth team in program history to win nine-plus games and first to win nine, regular-season games since 1963. – **Page 7**
- ▶ Memphis head coach Justin Fuente was named The American's Coach of the Year. A total of 10 players earned all-conference recognition. – **Page 8**
- ▶ **Paxton Lynch** became third quarterback at Memphis to pass for 2,000 yards in multiple seasons. – **Page 12**
- ▶ Memphis will likely play 12 student-athletes who have already earned their degrees. – **Page 18**
- ▶ Memphis has four players from the Miami area and a total of 10 players from the state of Florida. – **Page 19**

FOLLOW THE GAME

TV: ESPN

Play-by-Play..... Dave Flemming
Analyst Danny Kanell
Sideline Reporter Allison Williams
Online: WatchESPN.com
Follow: @FlemmingDave @dannyanell @AllisonW_Sports

RADIO: MEMPHIS TIGERS NETWORK

Play-by-Play..... Dave Woloshin
Analyst Jarvis Greer
Flagship: AM 600 WREC Memphis
Affiliates: WJAK-AM 1460 Jackson, Tenn.
 WJAK-FM 96.1 Jackson, Tenn.
 WNQM-AM 1300 Nashville, Tenn.
Online: GoTigersGo.com All-Access

TWITTER: #GoTigersGo #WaitTilThisYear

Official Account..... @TigersAthletics
Updated News & In-Game Posts..... @TigersMedia

AGGREGATOR: SOCIAL MEDIA CONTENT

Facebook..... /MemphisTigers
Instagram..... @MemphisAthletics
YouTube..... /SIDMemphis

CONTACT US: ATHLETICS COMMUNICATIONS

Football Contact..... Ron Mears
Office Number.....(901) 678-2397
Mobile Number.....(832) 969-1310
Email Address..... rmears@memphis.edu
Multi-Media..... Gary Paczesny
Office Number.....(901) 678-4640
Mobile Number.....(574) 210-4962
Email Address..... gpaczesny@memphis.edu
Social Media..... Brandon Kolditz
Office Number.....(901) 678-2444
Mobile Number.....(901) 871-5475
Email Address..... wkolditz@memphis.edu
Follow: @BigCat_Memphis @GaryPaczesny @BrandonKolditz

MEMPHIS TIGERS SCHEDULE & RESULTS (9-3, 7-1 THE AMERICAN)

Date	Opponent	Location	Stadium	Broadcast	Time/Result	Opponent Season Notes/vs. Memphis Notes
Aug. 30	Austin Peay	Memphis, Tenn.	Liberty Bowl Memorial Stadium	ESPN3	W, 63-0	Memphis defense posts first shutout since 2008; Offense with fifth most points
Sept. 6	at No. 11 UCLA	Pasadena, Calif.	Rose Bowl	Pac-12	L, 42-35	Two, fourth-quarter TDs allowed Tigers to tie game at 35-35 with 13:44 to play
Sept. 20	Middle Tennessee	Memphis, Tenn.	Liberty Bowl Memorial Stadium	ESPN3	W, 36-17	Tanks Jakes had two sacks including a safety, forced fumble for TD & had an INT
Sept. 27	at No. 10 Ole Miss	Oxford, Miss.	Vaught-Hemingway Stadium	FSN	L, 24-3	No. 10 Rebels held Memphis to 104 yards of total offense
Oct. 4	*at Cincinnati	Cincinnati, Ohio	Paul Brown Stadium	CBSSN	W, 41-14	Memphis with third-most plays in a game, 94 for 610 yards of offense
Oct. 11	*Houston	Memphis, Tenn.	Liberty Bowl Memorial Stadium	CBSSN	L, 28-24	Five turnovers play into conference loss for the Tigers
Oct. 25	*at SMU	Dallas, Texas	Gerald J. Ford Stadium	ESPNews	W, 48-10	Memphis with 500+ yards of offense for third game; held SMU to 251 yards
Oct. 31	*Tulsa	Memphis, Tenn.	Liberty Bowl Memorial Stadium	ESPNU	W, 40-20	Brandon Hayes rushed for a career-high 199 yards; Jake Elliott booted 4 FGs
Nov. 7	*at Temple	Philadelphia, Pa.	Lincoln Financial Field	ESPNU	W, 16-13	Jake Elliott's 31-yard FG as time expired made Tigers bowl eligible
Nov. 15	*at Tulane	New Orleans, La.	Yulman Stadium	ESPNU	W, 38-7	Bobby McCain, Dontrell Nelson with INT TD returns; Tigers with 5 takeaways
Nov. 22	*USF	Memphis, Tenn.	Liberty Bowl Memorial Stadium	ESPNews	W, 31-20	Brandon Hayes rushed for 189 yards & Paxton Lynch was responsible for 4 TDs
Nov. 29	*UConn	Memphis, Tenn.	Liberty Bowl Memorial Stadium	ESPNews	W, 41-10	Paxton Lynch threw four TD passes as the Tigers claimed The American's title
Dec. 22	vs. BYU	Miami, Fla.	Marlins Park	ESPN	1:00 p.m.	The Tigers play BYU for the first time in the inaugural Miami Beach Bowl

*Denotes American Athletic Conference game.

All game times listed are Central Time.



NOTING JUSTIN FUENTE

FUENTE AT A GLANCE

- ▶ **Born:** July 30, 1976 in Tulsa Okla.
- ▶ **Alma Mater:** Murray State, 1999
- ▶ **Playing Experience:**
Two-year letterman at QB at Oklahoma (1996-97)
Two-year letterman at QB at Murray State (1998-99)
- ▶ **Wife:** Jenny
- ▶ **Daughters:** Cecilia, Caroline & Charlotte

COACHING EXPERIENCE

- 2012-** Head Coach, University of Memphis
- 2009-11** Co-Offensive Coord./QBs, TCU
- 2007-08** Assistant Coach/RBs, TCU
- 2004-06** Offensive Coord./QBs, Illinois State
- 2001-03** Assistant Coach/QBs, Illinois State

MORE MISSIVES

- ▶ *Athlon* had Fuente on its **College Football's Top 12 Coaches on the Rise for 2014**. The magazine noted the program's considerable progress over the last two years.
- ▶ In late August, *CBSports.com* ranked every FBS college football coach by playing career. Fuente, who was the OVC Player of the Year in 1999 as a senior at Murray State, ranked No. 18 on the list. Fuente was a starting quarterback at Oklahoma before transferring to Murray State for his final two collegiate seasons. He set 11 school records while playing for the Racers.
- ▶ Fuente is one of just seven FBS head coaches who are under 40. Fuente, who turned 37 on July 30, ranks as the sixth-youngest coach in FBS. The only younger coaches are Western Michigan's PJ Fleck (33), Toledo's Matt Campbell (34), Texas Tech's Kliff Kingsbury (35), Boise State's Brian Harsin (37) and USF's Willie Tagart (37).

MEMPHIS COACH JUSTIN FUENTE

With confetti swirling, the University of Memphis football program savored an American Athletic Conference championship following its sixth-straight win to close out the 2014 regular season. Memphis' first conference title in more than 40 years is certainly a mile marker on the road the Tigers are traveling under third-year coach Justin Fuente.

Unquestionably, the Tigers have made momentous strides in Fuente's first three seasons. He inherited a program which had won just five combined games (2009-11) in the three years prior to his arrival.

When he was named the University's 23rd head football coach on Dec. 8, 2011, Fuente was not only charged with rebuilding Memphis' football program but also simultaneously having oversight in the program's step up in competition. In his second year, the Tigers began play in the American Athletic Conference.

The year following the transition to The American, Memphis celebrated a conference title inside Liberty Bowl Memorial Stadium. The 2014 Tigers won nine, regular-season games for the first time since 1963.

Fuente's efforts in building the Memphis program have not gone unnoticed. The Football Writers Association of America, in conjunction with the Allstate Sugar Bowl, announced Fuente as one of eight finalists for the 2014 Eddie Robinson Coach of the Year Award.

He was also named the American Athletic Conference's 2014 Coach of the Year, a unanimous choice of his peers.

His team also received a number of honors from the conference as Tank Jakes shared the league's Defensive Player of the Year and Jake Elliott was named the Special Teams Player of the Year for a second straight season. The Tigers had six players named to

the league's first team – offensive lineman Al Bond, tight end Alan Cross, Elliott, defensive lineman Martin Ifedi, Jakes and cornerback Bobby McCain. An additional four players received second team honors.

Memphis now turns its attention to the program's first bowl game since 2008.

Heading to the Miami Beach Bowl, Memphis has scored 416 points, 14 points shy of the school record for season scoring. Defensively, UM is allowing just 17.1 points per game, which ranks fifth nationally.

Fuente's team continues to be built on four pillars – 1) Academic Integrity, 2) Social Responsibility, 3) Individual Accountability and 4) Competitive Excellence.

Going into the 2014 season, Memphis Football had recorded the highest grade point average in program history and the highest success rate. The Tigers' 2014 roster included four college graduates and that total jumps to 12 degree-holding players for the Miami Beach Bowl as another eight student-athletes earned their diplomas from the University of Memphis earlier this month.

Senior linebacker Charles Harris was named to the Capital One Academic All-District 3 NCAA Division I Football Team to highlight the program's academic accomplishments.

Much of the groundwork for the University of Memphis program's current success was attained during Fuente's first two seasons as the Tigers' head coach.

Fuente knew the challenges the program would face when the team began play in The American. In his second season as head coach, the Tigers finished in the bottom half of the league standings in the new conference, but it was well apparent the program was headed in the right direction.



^{PB}**Darrell Dickey**
Offensive Coord.
Running Backs



^{PB}**Barry Odom**
Defensive Coord.
Safeties



Galen Scott
Asst. Head Coach
Linebackers



^{PB}**Brad Cornelsen**
Quarterbacks



Ricky Hunley
Defensive Line



James Shibest
Special Teams
Tight Ends



Ryan Walters
Cornerbacks



Vance Vice
Offensive Line



Holmon Wiggins
Wide Receivers

^{PB} Denotes Located in Press Box on Game Day



In 2013, Memphis faced the third-toughest schedule among American Athletic Conference programs, playing seven opponents who advanced to bowl games. Games lost to bowl-bound opponents were decided by just eight points per game.

Memphis Football continued to make major strides in Year Two under Fuente.

Defensively, the Tigers were ranked No. 39 in total defense (370.7 ypg allowed) and No. 12 against the run (116.3 ypg allowed). Offensively, Paxton Lynch passed for over 2,000 yards, becoming just the second rookie in program history to do so. It was just the 10th time overall a quarterback has passed for over 2,000 yards in a season.

Memphis' special teams featured the Ray Guy Award winner, annually presented to collegiate football's top punter, and a semifinalist for the Lou Groza Award, which is presented to the nation's top place kicker, as well as one of the nation's top kick returners.

Memphis had three players named to the All-American Athletic Conference Team – place kicker Jake Elliott, punter Tom Hornsey and defensive end Martin Ifedi.

In Fuente's first season in 2012, the Tigers posted their best finish since 2008 and won more conference games than the previous three seasons combined but Memphis' then new head coach began building a foundation months prior to his rookie season.

One of the first items Fuente put in place upon being named the head football coach at the University of Memphis was "The Tiger Code." The code consists of three elements – 1) Fundamentally Sound, 2) Physically Fit and 3) Mentally Tough.

In addition to instilling the Tiger Code and installing a new off-season conditioning program, Fuente selected 10 student-athletes to form his first leadership council. The group best exemplified being student-athletes and living by the Tiger Code. During Fuente's first season, the group of leaders served as a conduit between the coaching staff and the team.

While breeding a new culture within the program, Fuente shared his vision for Memphis Football as a speaker for a variety of civic groups while also making the rounds on television morning shows and the area's talk radio circuit. He and his staff conducted the school's first Women's Clinic in an effort to educate female fans as well as further build the program's fan base.

Memphis posted a 4-8 overall record and was 4-4 in league play in its final season as a member of Conference USA in 2012. The Tigers' efforts did not go unrecognized. Athlon Sports' College Football Preview Magazine had Fuente No. 5 in the publication's

ranking of new coaches from 2012, and in 2013 Athlon ranked him No. 6 among coaches under 40.

The Tigers averaged 318.33 yards of total offense during the 2012 season. The season total represented a 44-yard improvement from the 2011 season. Memphis came close to doubling its rushing average, improving its rushing total to 151.75 yards per game in 2012. Memphis' fourth-down efficiency percentage ranked among the Top 10 in FBS Football.

Defensively, Memphis led Conference USA in total defense in league games played in 2012, giving up just 331.6 yards per game. UM lowered its total yardage allowed in conference games from the previous season by 30 percent.

For the year, Memphis ranked 48th nationally in defense (383.58 yards per game). The Tigers made a 69-position improvement from the 2011 season. The UM defense ranked 36th nationally in quarterback sacks, more than doubling the number of sacks it had in 2012 (29) from the 2011 season (14).

The Tigers' special teams also made striking improvements during Fuente's first season.

Memphis ranked among the nation's Top 20 in kickoff return yardage defense and punt return average. UM punter Tom Hornsey ranked 19th nationally in punting.

Six UM student-athletes were recognized as first or second-team All-Conference USA selections or named to the C-USA All-Freshman team. It was the most all-conference selections for the program since 2005 (eight).

Fuente previously served five seasons on Gary Patterson's staff at TCU from 2007-11. Fuente joined the TCU football coaching staff in February of 2007 as running backs coach and was promoted to co-offensive coordinator in February of 2009. As part of his promotion, he moved to coaching the Horned Frogs quarterbacks.

A native of Tulsa, Okla., the dynamic play-caller helped guide TCU's program to consecutive BCS bowl game appearances with a 2011 Rose Bowl victory over No. 5-ranked Wisconsin that followed an appearance in the 2010 Fiesta Bowl. From 2008-10, TCU was the only program in the country that finished in the top-10 in both the Associated Press and USA Today polls all three campaigns.

From 2009-11, the Horned Frogs won 36 of 39 contests, including a 24-game win streak in the Mountain West Conference (MWC).

Fuente made the move to TCU after spending six seasons as the quarterbacks coach at Illinois State. His final three years saw him double as the Redbirds offensive coordinator.

FUENTE YEAR-BY-YEAR

2012 MEMPHIS RESULTS

Sept. 1	UT Martin	L, 20-17
Sept. 8	at Arkansas State	L, 33-28
Sept. 15	Middle Tennessee	L, 48-30
Sept. 22	at Duke	L, 38-14
Oct. 6	Rice	W, 14-10
Oct. 13	at East Carolina	L, 41-7
Oct. 20	UCF	L, 35-17
Oct. 27	at SMU	L, 44-13
Nov. 3	at Marshall	L, 38-28
Nov. 10	Tulane	W, 37-23
Nov. 17	at UAB	W, 46-9
Nov. 24	Southern Miss	W, 42-24

2013 MEMPHIS RESULTS

Sept. 7	Duke	L, 28-14
Sept. 14	at Middle Tennessee	L, 17-15
Sept. 21	Arkansas State	W, 31-7
Oct. 5	UCF	L, 24-17
Oct. 12	at Houston	L, 25-15
Oct. 19	SMU	L, 34-29
Oct. 30	Cincinnati	L, 34-21
Nov. 9	UT Martin	W, 21-6
Nov. 16	at USF	W, 23-10
Nov. 23	#21 at Louisville	L, 24-17
Nov. 30	Temple	L, 41-21
Dec. 7	at Connecticut	L, 45-10

2014 MEMPHIS RESULTS


Aug. 30	Austin Peay	W, 63-0
Sept. 6	at #11 UCLA	L, 42-35
Sept. 20	Middle Tennessee	W, 36-17
Sept. 27	at #10 Ole Miss	L, 24-3
Oct. 4	at Cincinnati	W, 41-14
Oct. 11	Houston	L, 28-24
Oct. 25	at SMU	W, 48-10
Oct. 31	Tulsa	W, 40-20
Nov. 7	at Temple	W, 16-13
Nov. 15	at Tulane	W, 38-7
Nov. 22	USF	W, 31-20
Nov. 29	UConn	W, 41-10
Dec. 22	^vs BYU	----

^Denotes Miami Beach Bowl

TRACKING THE TIGERS IN 2014

Opponent	Game Time (CT)	Game Length	Game Attend.	Halftime Score	Final Score	Coin Toss	Kickoff/Receive	Memphis 1st Poss.	Opp 1st Poss.	Game Pats	Game Jerseys	Helmet
vs Austin Peay	6:05 p.m.	2:54	27,361	Lead, 42-0	W, 63-0	Loss	Receive	Touchdown	Interception	Gray	Blue	Blue/Leaping Tiger
at UCLA	9:08 p.m.	3:18	72,098	Trail, 28-21	L, 42-35	Loss	Receive	Punt	Punt	White	White	Blue/Leaping Tiger
vs Middle Tennessee	6:05 p.m.	3:08	46,378	Lead, 19-7	W, 36-17	Loss	Receive	Touchdown	Punt	Black	Blue	Chrome/Tiger Stripe 'M'
at Ole Miss	6:35 p.m.	3:20	61,291	Trail, 7-3	L, 24-3	Won	Kickoff	Punt	Punt	White	White	Blue/Chrome M; Number
at Cincinnati	6:10 p.m.	3:19	25,456	Lead, 27-7	W, 41-14	Won	Kickoff	Touchdown	Touchdown	White	White	Blue/Chrome M; Number
vs Houston	6:05 p.m.	3:27	32,784	Lead, 21-7	L, 28-24	Won	Kickoff	Missed FG	Interception	White	Blue	Blue/Chrome Tiger; Number
at SMU	11:00 a.m.	3:15	19,498	Lead, 31-7	W, 48-10	Loss	Receive	Downs	Punt	White	White	Blue/Chrome M; Number
vs Tulsa	7:02 p.m.	3:36	26,846	Lead, 27-14	W, 40-20	Loss	Receive	Missed FG	Downs	Black	Black	Chrome/Tiger Stripe 'M'
at Temple	6:32 p.m.	3:11	23,882	Tied, 10-10	W, 16-13	Loss	Receive	Punt	Field Goal	Gray	White	Blue/Chrome M; Number
at Tulane	2:35 p.m.	3:18	28,614	Lead, 10-0	W, 38-7	Loss	Receive	Punt	Interception (TD)	White	White	Blue/Chrome M; Number
vs USF	3:03 p.m.	3:23	34,635	Lead, 21-13	W, 31-20	Loss	Receive	Missed FG	Field Goal	Black	Blue	Blue/Chrome Tiger Stripes
vs Connecticut	3:02 p.m.	3:24	35,102	Lead, 13-3	W, 41-10	Won	Kickoff	Punt	Punt	White	Blue	Chrome/Tiger Stripe "M"





MEMPHIS BOWL APPEARANCES

1956 BURLEY BOWL

- ▶ Memphis State College 32, East Tennessee State 12
- ▶ Johnson City, Tenn. (Memorial Stadium)
- ▶ November 22, 1956

1971 PASADENA BOWL

- ▶ Memphis State 28, San Jose State 9
- ▶ Pasadena, Calif. (Rose Bowl)
- ▶ December 18, 1971

2003 NEW ORLEANS BOWL

- ▶ Memphis 27, North Texas 17
- ▶ New Orleans, La. (Louisiana Superdome)
- ▶ December 16, 2003

2004 GMAC BOWL

- ▶ Bowling Green 52, Memphis 35
- ▶ Mobile, Ala. (Ladd Peebles Stadium)
- ▶ December 22, 2004

2005 MOTOR CITY BOWL

- ▶ Memphis 38, Akron 31
- ▶ Detroit, Mich. (Ford Field)
- ▶ December 26, 2005

2007 NEW ORLEANS BOWL

- ▶ Florida Atlantic 44, Memphis 27
- ▶ New Orleans, La. (Louisiana Superdome)
- ▶ December 21, 2007

2008 ST. PETERSBURG BOWL

- ▶ USF 41, Memphis 14
- ▶ St. Petersburg, Fla. (Tropicana Field)
- ▶ December 20, 2008

2014 MIAMI BEACH BOWL

- ▶ BYU Cougars vs Memphis Tigers
- ▶ Miami, Fla. (Marlins Park)
- ▶ December 22, 2014

MIAMI BEACH BOWL

- ▶ The American Athletic Conference, in conjunction with Marlins Park, announced the creation of the Miami Beach Bowl in October, 2013. The game is owned and administered by The American.
- ▶ With the Orange Bowl moving permanently to Sun Life Stadium in Miami Gardens, Fla., following the 1999 game, the Miami Beach Bowl marks the return of postseason college football back to the city of Miami.
- ▶ Marlins Park sits on the original site of the Miami Orange Bowl, which was demolished in 2008.
- ▶ The Memphis Tigers have played one previous game on the Marlins Park site, dropping a 41-17 decision to then, No. 9-ranked Miami in the U of M's 1993 season finale (Nov. 27, 1993). The game was televised by ESPN.
- ▶ When the Tigers played the Miami Hurricanes in the Orange Bowl, the stadium was arranged with an east-to-west configuration. The football configuration for Marlins Park is north-to-south.

ABOUT MARLINS PARK

- ▶ As mentioned above, Marlins Park is located on the former site of the Miami Orange Bowl in the Little Havana neighborhood of the city. Construction on the stadium was completed ahead of the Florida Marlins beginning the 2012 season.
- ▶ Marlins Park is the first retractable roof structure in the world to earn LEED Gold Certification from the U.S. Green Building Council. It is the most sustainable stadium in Major League Baseball.
- ▶ The retractable roof consists of three metal decked operable panels. It is a 13-minute operation to retract the roof from fully closed to fully open position. It is the fifth retractable roof built over a ballpark in the U.S.
- ▶ Seating capacity for the baseball stadium is 36,742.
- ▶ For the Miami Beach Bowl, the near sideline of the field will be parallel with the first base/right field line. Parallel to the third base line will be one of the end zones while the other end zone will be in right field.

BOWL BOUND TIGERS

- ▶ For the 2014 Memphis Tigers, down to each man on the roster, the Miami Beach Bowl will be a new experience. With the Tigers not having played in a bowl game since 2008, everyone on the team is in uncharted waters.
- ▶ Prior to the current season, Memphis was a combined 12-48 over the previous five years. The three seasons before Memphis third-year head coach **Justin Fuente** arrived on campus, the Tigers won just five games total.
- ▶ Memphis will be playing in its first bowl game since the 2008 magicJack St. Petersburg Bowl played Dec. 20, 2008 at Tropicana Field. USF beat the Tigers 41-14 in a game televised on ESPN2.
- ▶ In comparison, BYU will be playing in a bowl game for the 10th straight year.
- ▶ Memphis is 4-3 all-time in bowl games. The Cougars are 13-18-1 in bowl games.
- ▶ Prior to a 31-16 loss in last year's Fight Hunger Bowl, BYU had won its last four bowl games in six of its previous seven.
- ▶ The Tigers have lost their last two bowl games. The team's last bowl victory was a 38-31 win over Akron in the 2005 Motor City Bowl played on Dec. 26, 2005, and broadcast by ESPN.

BATTLE GETTING BOWL ELIGIBLE

- ▶ In a 16-13 win at Temple, it was Jake Elliott's 31-yard field goal on the game's final play which propelled the Tigers to bowl eligibility. The victory in Philadelphia was the Tigers' sixth of the season.
- ▶ After a Temple field goal had tied the game, Memphis needed a 12-play, 66-yard drive which consumed the game's final 2:40 to post the win and improve to 4-1, at the time, in American Athletic Conference play.
- ▶ Outside of the Temple win, Memphis' other six conference victories were decided by an average 26 points.
- ▶ Prior to the Temple game, the Tigers had scored 40+ points in each of its previous three American Athletic Conference victories.
- ▶ The last time Memphis scored 40+ points in three conference games was back in 2004, going 2-1 in those games. UM scored 40+ in three straight league wins in 2003.



MIAMI BEACH BOWL WEEK CALENDAR

18 THURSDAY

Tigers Depart Memphis
10:40 a.m. CT - Wilson Air

Team Arrival Media Opportunity
2:00 p.m. -
Fontainebleau Miami Beach

Beach Bowl Welcome Bash & Barbeque
5 - 7 p.m.
Loews Miami Beach Hotel
By Invitation Only

All times listed are local.

19 FRIDAY

Practice
9:30 a.m.
Flamingo Park
Prepractice Open. Practice Closed.
Coach Fuente available at conclusion.

NBA Basketball
Wizards vs. Heat
7:30 p.m.
American Airlines Arena

20 SATURDAY

Practice
9:30 a.m.
Flamingo Park
Prepractice Open. Practice Closed.
Coach Fuente available at conclusion.

Beach Bowl Battle of the Bands
3:30 - 5:30 p.m.
Eden Roc Miami Beach

South Beach Soiree VIP Party
8:00 - 11:00 p.m.
SKY DECK
By Invitation Only

21 SUNDAY

Baptist Children's Hospital Visit
9:00 a.m.
Baptist Children's Hospital

The Last Blast Pep Rally
3:00 p.m.
Clevelander Hotel

U of M Alumni Association
True Blue Rooftop Party
5:00 p.m.
Clevelander Hotel

22 MONDAY

U of M Alumni Association
True Blue Tailgate Party & Pep Rally
12:00 p.m.
Marlins Park West Plaza

Miami Beach Bowl Game
2:00 p.m.
Marlins Park

Post-Game Party
Immediately Following Game
The Clevelander at Marlins Park

MEMPHIS' BOWL HISTORY

- ▶ Memphis will be playing in an inaugural bowl game for a second time when the Tigers play in the inaugural Miami Beach Bowl.
- ▶ The 2008 magicJack St. Petersburg Bowl the Tigers played in was also a debut for the bowl, now in its seventh year.
- ▶ Memphis' 2008 appearance in the magicJack St. Petersburg Bowl was the Tigers' last appearance in a bowl game.
- ▶ Memphis played in five bowl games from 2003-08 – New Orleans Bowl (2003, 2007), GMAC Bowl (2004), Motor City Bowl (2005) and St. Petersburg Bowl (2008).
- ▶ Prior to the decade of the 2000s, Memphis played in just two other bowl games.
- ▶ The Tigers defeated San Jose State 28-9 in the 1971 Pasadena Bowl.
- ▶ Memphis' first bowl appearance was a 32-12 win over East Tennessee State in the 1956 Burley Bowl.
- ▶ The Burley Bowl was Memphis' second bowl bid but the first time the university accepted an invitation.
- ▶ In 1938, the 10-0 Tigers received an invitation to play in the Prune Bowl in California and asked bowl officials for a financial commitment to defray travel expenses. When the guarantee did not come through, Memphis opted to stay home.

ESPN

- ▶ Memphis will play its seventh straight game on the ESPN family of networks when the Tigers take on BYU in the Miami Beach Bowl. Over the last six games of the regular season, Memphis played on ESPNNews three times and ESPNU three times, going 6-0.
- ▶ The Miami Beach Bowl marks the first time the Tigers have played on the flagship, ESPN, since a 45-14 loss to Ole Miss at the Liberty Bowl on Sept. 6, 2009.
- ▶ Memphis is 1-1 in bowl games played on ESPN. Memphis beat Akron 38-31 in the 2005 Motor City Bowl. The Tigers lost a 52-35 decision to Bowling Green in the 2004 GMAC Bowl.

ESPN CREW'S BASEBALL TIES

- ▶ ESPN's broadcast crew working the Miami Beach Bowl all have baseball ties.
- ▶ Play-by-play announcer **Dave Flemming** is a broadcaster for the San Francisco Giants.
- ▶ **Danny Kannell** is an analyst for not only football but also college baseball. In addition to playing quarterback at Florida State, he also played baseball at FSU his freshman and sophomore seasons. He was drafted in the 24th round of the 1995 Major League Baseball Draft by the New York Yankees.
- ▶ In addition to being a sideline reporter for college football and basketball, **Allison Williams** is a field reporter and hosts pregame/postgame shows for Marlins Live.

FOUL POLES & FIELD GOALS

- ▶ Memphis will be playing a college football bowl game in a Major League Baseball ballpark for the second time in as many games. Marlins Park is home of the National League member Florida Marlins.
- ▶ The 2008 magicJack St. Petersburg Bowl the Tigers played in was held at Tropicana Field, home of the Tampa Bay Rays.
- ▶ BYU also played its last bowl game in a Major League Baseball ballpark.
- ▶ The 2013 Fight Hunger Bowl was played at AT&T Park, home of the San Francisco Giants. Washington beat BYU 31-16 on Dec. 27, 2013.
- ▶ Marlins Park is the fourth stadium the Tigers will have played in which has been the home of an MLB team.
- ▶ Memphis defeated Southern Cal 24-10 in the Los Angeles Coliseum in 1991 (Sept. 2). The stadium was previously home to the Los Angeles Dodgers (1958-61).
- ▶ Minnesota defeated the Tigers 41-14 in the Hubert H. Humphrey Metrodome in 1998 (Sept. 19). The Metrodome was the home of the Minnesota Twins from 1982-2009.



THE AMERICAN™

2014 CONFERENCE STANDINGS

	American	Overall	Streak
Memphis	7-1 .875	9-3 .750	Won 6
Cincinnati	7-1 .875	9-3 .750	Won 7
UCF	7-1 .875	9-3 .750	Won 4
East Carolina	5-3 .625	8-4 .667	Lost 1
Houston	5-3 .625	7-5 .583	Lost 1
Temple	4-4 .500	6-6 .500	Won 1
USF	3-5 .375	4-8 .333	Lost 2
Tulane	2-6 .250	3-9 .250	Lost 3
Tulsa	2-6 .250	2-10 .167	Lost 3
UConn	1-7 .125	2-10 .167	Lost 4
SMU	1-7 .125	1-11 .083	Won 1

AMERICAN BOWL LINEUP

MIAMI BEACH BOWL

December 22 ▶ 1:00 p.m. CT
ESPN
Memphis vs BYU

BITCOIN ST. PETERSBURG BOWL

December 26 ▶ 7:00 p.m. CT
ESPN
UCF vs NC State

MILITARY BOWL PRESENTED BY NORTHROP GRUMMAN

December 27 ▶ 11:00 a.m. CT
ESPN
Cincinnati vs Georgia Tech

LOCKHEAD MARTIN ARMED FORCES BOWL

January 2 ▶ 11:00 a.m. CT
ESPN
Houston vs Pittsburgh

BIRMINGHAM BOWL

January 3 ▶ 12:00 p.m. CT
ESPN
East Carolina vs Florida



BYU vs MEMPHIS STATISTICAL COMPARISON

2014 NCAA TEAM RANKINGS

Statistic	BYU		MEMPHIS	
	Rk	Avg	Rk	Avg
Rushing Offense	40	190.5	39	191.8
Passing Offense	32	272.0	62	230.8
Completion Pct.	38	0.613	23	0.640
Pass Efficiency	34	142.47	39	140.16
Scoring Offense	19	36.2	28	34.7
Total Offense	25	462.5	50	422.7
Rushing Defense	14	117.5	24	125.3
Pass Yards Allowed	109	266.7	48	218.0
Scoring Defense	54	25.3	5	17.1
Total Defense	55	384.2	22	343.3
Net Punting	11	41.08	51	37.90
Punt Returns	68	7.47	44	9.14
Kickoff Returns	85	19.88	20	23.33
Turnover Margin	74	-0.17	6	1.00
Team Sacks	59	2.17	44	2.33

125 FBS Teams Ranked heading into bowl season.

BYU COUGARS (8-4)

Team Statistics	BYU	Opponent
Points/Game	36.2	25.2
First Downs/Game	25.3	21.5
Rushing Yards/Game	190.5	117.5
Passing Comp-Att-Int	265-433-9	294-503-11
Passing Yards/Game	272.0	266.7
Total Offense/Game	462.5	384.2
Fumbles-Lost	26-14	18-10
Penalties-Yards	103-974	83-740
Time of Possession/Game	27:48	32:12
Third Down Conversions	83/185	77/204
Third-Down Pct.	.449	.377
Fourth Down Conversions	13/21	14/25
Fourth-Down Pct.	.619	.560
Red Zone Scores	49/56	36/43
Red Zone Pct.	.875	.837

MEMPHIS TIGERS (9-3, 7-1)

Team Statistics	Memphis	Opponent
Points/Game	34.7	17.1
First Downs/Game	22.5	18.6
Rushing Yards/Game	191.8	125.2
Passing Comp-Att-Int	238-372-6	241-445-14
Passing Yards/Game	230.8	218.0
Total Offense/Game	422.7	343.2
Fumbles-Lost	18-9	25-13
Penalties-Yards	75-727	78-761
Time of Possession/Game	30:04	29:56
Third Down Conversions	68/187	70/195
Third-Down Pct.	.364	.359
Fourth Down Conversions	7/11	7/12
Fourth-Down Pct.	.636	.583
Red Zone Scores	50/53	19/29
Red Zone Pct.	.943	.655

Wins & Points

8-PLUS WIN SEASONS

1	1938	10-0	1.000
2	1963	9-0-1	1.000
3	1949	9-1	.900
4	1950	9-2	.818
5	2014	9-3	.750
6	2003	9-4	.692
7	1929	8-0-2	1.000
8	1962	8-1	.889
T-9	1960, 1961, 1969	8-2	.800
12	1973	8-3	.727
13	2004	8-4	.667

SEASON POINTS SCORED

1	2004	430
2	2014	416
3	2003	393
4	1949	385
5	2007	380
6	1950	374
7	2008	353
8	1961	332
9	1969	328

SEASON TOUCHDOWNS

1	1949	57
2	1950	56
3	2004	53
4	2014	51
T-5	1961, 2003	48
7	2007	46
T-8	1969, 2008	45

SEASON RUSHING TOUCHDOWNS

1	1961	33
2	1969	29
T-3	2014	28
	2004	28
T-5	1960, 1968	27
T-7	1962, 1970, 2004	26

SEASON PASSING TOUCHDOWNS

1	2007	33
2	2004	25
3	2002	24
4	2003	23
T-5	2001, 2006	21
7	2008	20
T-8	2014	19
	1992	19
10	1993	18

CHAMPION TIGERS

- ▶ With its 41-10 win over UConn on Nov. 29, Memphis laid claim to its first conference title in 43 years.
- ▶ Prior to earning a share of the 2014 American Athletic Conference title, Memphis' last conference championship came in 1971.
- ▶ Memphis won three Missouri Valley Conference championships in four years – 1968, 1969 & 1971. Previous to this year, those were the school's only league titles in 55 years playing football as a major university.
- ▶ Memphis went undefeated in MVC play in both 1968 (4-0) and 1969 (5-0). The 1971 Tigers posted a 4-1 league record, with the only blemish being a 26-20 loss to Louisville.
- ▶ With a 47-8 win over North Texas State, the 1971 team wrapped up its third MVC title and a berth in the program's first major bowl – the Pasadena Bowl played in the Rose Bowl.
- ▶ Memphis has won a total of seven conference championships.
- ▶ The Tigers won both the 1928 and 1929 Mississippi Valley Conference championships and in 1938 the Tigers went undefeated to win a Southern Intercollegiate Athletic Association title. All three early-era championships came under head coach Zach Curlin.

CONFERENCE CALLING

- ▶ Memphis' 41-14 win at Cincinnati (Oct. 4) marked the first time the Tigers opened league play on the road with a victory since beating Army 26-16 on Sept. 23, 2000, at West Point, N.Y.
- ▶ The Cincinnati win was Memphis' 13th conference-opening victory. UM is now 13-26 (.333) in conference openers.
- ▶ With the Tulane win in mid-November, Memphis went 4-0 in conference road games this season. In addition to the opener at Cincinnati, Memphis won at SMU (48-10) and Temple (16-13) before the 38-7 victory at Tulane.
- ▶ Memphis went 3-0 in Conference USA road games in 1999. The Tigers were 3-1 in C-USA road games in 2003 and 2005.

SENSE OF URGENCY

- ▶ With all five games during the Tigers' current win streak, there was plenty on the line for the opposition.
- ▶ Memphis handed SMU, Tulsa, Tulane and USF their seventh loss of the season. With loss No. 7, each team had their bowl aspirations for the year end.
- ▶ Memphis and Temple entered their early November game with five wins apiece and in need of just one victory to become bowl-eligible.

CHALLENGING START

- ▶ Memphis opened its season with four straight, non-conference games.
- ▶ Memphis' FBS non-conference opponents began the year a combined 8-1 (.889) in primarily non-conference play.
- ▶ Through games played in September, Memphis faced the third-toughest FBS schedule.
- ▶ Only West Virginia (opponents were 9-0 through September games) and Arkansas (9-1) played more challenging early-season schedules.
- ▶ While coming up short, Memphis had impressive performances in its two non-conference losses.
- ▶ UM was tied with UCLA, 35-35 in the fourth quarter before losing 42-35. The Tigers trailed Ole Miss 7-3 heading into the fourth quarter before losing 24-3.
- ▶ UCLA (9-3) plays Kansas State in the Valero Alamo Bowl.
- ▶ Ole Miss (9-3) plays in one of the New Year's Six bowls, taking on TCU in the Chick-fil-A Peach Bowl.



LET'S TALK WINS

- ▶ The 2014 season marks just the sixth time a Memphis team has won nine games – 1938 (10-0), 1949 (9-1), 1950 (9-2), 1963 (9-0-1), 2003 (9-4) and 2014 (9-3).
- ▶ Prior to the regular-season finishing victory over UConn, the Tigers became just the 13th team in program history to win eight games the week prior. The team's 31-20 win over USF was the program's eight.
- ▶ Prior to 2014, the last time Memphis won nine games was 2003, while the last time the Tigers won nine, regular season games was 1963.
- ▶ Memphis' seven conference wins in its second season as a member of the American Athletic Conference in 2014 is a program record.
- ▶ The previous high-water mark for league victories came in 2007, when the Tigers were 6-2 in Conference USA play.

HOW DOES SIX STRAIGHT STACK UP?

- ▶ Memphis is currently riding a six-game winning streak which started back on Oct. 25th with a 48-10 road win at SMU.
- ▶ You have to go back to the 1969 Missouri Valley Conference championship team to find the last Tiger team to win six or more in a row. The '69 Tigers won their last seven to go 8-2.
- ▶ Memphis also had a seven-game winning streak over the 1975 and 1976 seasons. The '75 squad won its last five games while the Bicentennial Tigers began the '76 season with a 21-16 win over Ole Miss and a 21-12 win against Florida State.

416

- ▶ Memphis heads into the Miami Beach Bowl having scored 416 points.
- ▶ In comparison, the 2013 team scored 234 points during the season. Memphis scored 279 points alone in American Athletic Conference games this year.
- ▶ The Tigers' 416 points scored in 2014 ranks second only to the school-record 430 points scored in 2004.

MORE ON SCORING NUMBERS

- ▶ Memphis began the year by scoring 30+ points in three straight games and for the year has scored 30+ points nine times in 2014.
- ▶ The only other time Memphis scored 30+ nine times in a season was 2004.
- ▶ Since 2000, Memphis has scored 40+ points 15 times in conference games.
- ▶ The 2014 Tigers have accomplished the 40+ feat four times – 41 points at Cincinnati; 48 points at SMU; 40 points against Tulsa; 41 points against UConn.
- ▶ The 48 points scored at SMU to begin the Tigers' current six-game win streak is the most points by a Memphis team in an American game and the most in a conference game since a 56-49 loss to No. 14 Louisville on Nov. 4, 2004.
- ▶ The 48 points are the most in a Memphis conference win since a 52-33 victory at Houston on Oct. 13, 2001.
- ▶ Memphis' 63 points in the 2014 season opener against APSU ranks fifth all-time in school history. The point tally marked the most by a Tiger team since the 1969 squad beat Louisville and its rookie head coach Lee Corso 69-19 in the final game of the season.

FAST OUT OF THE GAME

- ▶ Memphis has scored 238 first-half points in 2014.
- ▶ The first-half scoring total is more than the Tigers scored all of last year.
- ▶ Memphis has scored 133 second-quarter points, more than any other quarter. UM has also scored 105 first-quarter points.
- ▶ The Tigers have outscored opponents 133-56 in the second quarter, a +77 point margin.
- ▶ Memphis scored 89 first-half points in all of 2013 (40 points in the first quarter; 49 points in the second).

20 POINT QUARTERS

- ▶ Memphis scored 21 points in the third quarter of the UConn win, extending a 13-3 half-time lead to 34-3 heading into the fourth quarter. The third quarter of the UConn game marked the seventh time this season the Tigers have scored 20+ points in a quarter this season.
- ▶ To begin the current, six-game win streak, Memphis scored 24 points against SMU in the second quarter. UM also scored 24 points in the first quarter of the Cincinnati game.
- ▶ The two, 24-point quarters equal the eighth-most points in a quarter of a Memphis game.

2014 COLLEGE FOOTBALL BOWL SCHEDULE

Bowl	Location	Date/Time	Network
R+ L Carriers New Orleans Bowl	New Orleans	Dec. 20	ESPN
Nevada vs. Louisiana-Lafayette	Mercedes-Benz Superdome	10 a.m.	
Gildan New Mexico Bowl	Albuquerque, N.M.	Dec. 20	ESPN
Utah State vs. UTEP	University Stadium	1:20 p.m.	
Royal Purple Las Vegas Bowl	Las Vegas	Dec. 20	ABC
Utah vs. Colorado State	Sam Boyd Stadium	2:30 p.m.	
Famous Idaho Potato Bowl	Boise, Idaho	Dec. 20	ESPN
Western Michigan vs. Air Force	Albertsons Stadium	4:45 p.m.	
Raycom Media Camelia Bowl	Montgomery, Ala.	Dec. 20	ESPN
South Alabama vs. Bowling Green	Cramton Bowl	8:15 p.m.	
Miami Beach Bowl	Miami	Dec. 22	ESPN
BYU vs. Memphis	Marlins Park	1 p.m.	
Boca Raton Bowl	Boca Raton, Fla.	Dec. 23	ESPN
Marshall vs. Northern Illinois	FAU Stadium	5 p.m.	
SDCCU Poinsettia Bowl	San Diego	Dec. 23	ESPN
Navy vs. San Diego State	Qualcomm Stadium	8:30 p.m.	
Popeyes Bahamas Bowl	Nassau, The Bahamas	Dec. 24	ESPN
Central Michigan vs. Western Ky.	Robinson National Stadium	11 a.m.	
Hawai'i Bowl	Honolulu	Dec. 24	ESPN
Fresno State vs. Rice	Aloha Stadium	7 p.m.	
Zaxby's Heart of Dallas Bowl	Dallas	Dec. 26	ESPN
Illinois vs. Louisiana Tech	Cotton Bowl	12 p.m.	
Quick Lane Bowl	Detroit	Dec. 26	ESPN
Rutgers vs. North Carolina	Ford Field	3:30 p.m.	
Bitcoin St. Petersburg Bowl	St. Petersburg, Fla.	Dec. 26	ESPN
NC State vs. UCF	Tropicana Field	7 p.m.	
Military Bowl presented by Northrup Grumman	Annapolis, Md.	Dec. 27	ESPN
Cincinnati vs. Virginia Tech	Navy-Marine Corps Memorial Stadium	12 p.m.	
Hyundai Sun Bowl	El Paso, Texas	Dec. 27	CBS
Arizona State vs. Duke	Sun Bowl	1 p.m.	
Duck Commander Independence Bowl	Shreveport, La.	Dec. 27	ABC
Miami vs. South Carolina	Independence Stadium	2:30 p.m.	
New Era Pinstripe Bowl	Bronx, N.Y.	Dec. 27	ESPN
Boston College vs. Penn State	Yankee Stadium	3:30 p.m.	
National University Holiday Bowl	San Diego	Dec. 27	ESPN
Nebraska vs. USC	Qualcomm Stadium	7 p.m.	
AutoZone Liberty Bowl	Memphis, Tenn.	Dec. 29	ESPN
Texas A&M vs. West Virginia	Liberty Bowl Memorial Stadium	1 p.m.	
Russell Athletic Bowl	Orlando, Fla.	Dec. 29	ESPN
Oklahoma vs. Clemson	Florida Citrus Bowl	4:30 p.m.	
Advocare V100 Texas Bowl	Houston	Dec. 29	ESPN
Arkansas vs. Texas	NRG Stadium	8 p.m.	
Franklin American Mortgage Music City Bowl	Nashville, Tenn.	Dec. 30	ESPN
Notre Dame vs. LSU	LP Stadium	2 p.m.	
Belk Bowl	Charlotte, N.C.	Dec. 30	ESPN
Georgia vs. Louisville	Bank of America Stadium	5:30 p.m.	
Foster Farms Bowl	Santa Clara, Calif.	Dec. 30	ESPN
Maryland vs. Stanford	Levi's Stadium	9 p.m.	
Chic-fil-A Peach Bowl	Atlanta	Dec. 31	ESPN
Ole Miss vs. TCU	Georgia Dome	11:30 a.m.	
VIZIO Fiesta Bowl	Glendale, Ariz.	Dec. 31	ESPN
Boise State vs. Arizona	University of Phoenix Stadium	3 p.m.	
Capital One Orange Bowl	Miami Gardens, Fla.	Dec. 31	ESPN
Mississippi State vs. Georgia Tech	Sun Life Stadium	7 p.m.	
Outback Bowl	Tampa, Fla.	Jan. 1	ESPN2
Auburn vs. Wisconsin	Raymond James Stadium	11 a.m.	
Goodyear Cotton Bowl Classic	Arlington, Texas	Jan. 1	ESPN
Michigan State vs. Baylor	AT&T Stadium	11:30 a.m.	
Buffalo Wild Wings Citrus Bowl	Orlando, Fla.	Jan. 1	ABC
Missouri vs. Minnesota	Florida Citrus Bowl	12 p.m.	
Rose Bowl Game Presented by Northwestern Mutual	Pasadena, Calif.	Jan. 1	ESPN
College Football Playoff Semifinal No. 2 Oregon vs. No. 3 Florida State	Rose Bowl	4 p.m.	
Allstate Sugar Bowl	New Orleans	Jan. 1	ESPN
College Football Playoff Semifinal No. 1 Alabama vs. No. 4 Ohio State	Mercedes-Benz Superdome	7:30 p.m.	
Lockhead Martin Armed Forces Bowl	Fort Worth, Texas	Jan. 2	ESPN
Houston vs. Pittsburgh	Amon G. Carter Stadium	11 a.m.	
Taxslayer Bowl	Jacksonville, Fla.	Jan. 2	ESPN
Iowa vs. Tennessee	EverBank Field	2:20 p.m.	
Valero Alamo Bowl	San Antonio	Jan. 2	ESPN
Kansas State vs. UCLA	Alamodome	5:45 p.m.	
TicketCity Cactus Bowl	Tempe, Ariz.	Jan. 2	ESPN
Washington vs. Oklahoma State	Sun Devil Stadium	9:15 p.m.	
Birmingham Bowl	Birmingham, Ala.	Jan. 3	ESPN
East Carolina vs. Florida	Legion Field	12 p.m.	
GoDaddy Bowl	Mobile, Ala.	Jan. 4	ESPN
Toledo vs. Arkansas State	Ladd-Peebles Stadium	8 p.m.	
CFP National Championship Presented by AT&T	Arlington, Texas	Jan. 12	ESPN
	AT&T Stadium	TBD	





AMERICAN POSTSEASON AWARDS

OFFENSIVE PLAYER OF THE YEAR

Shane Carden, QB, East Carolina (Sr., Houston, Texas)

DEFENSIVE PLAYERS OF THE YEAR

Jacoby Glenn, CB, USF (So., Prichard, Ala.)

Tank Jakes, LB, Memphis (Sr. Phenix City, Ala.)

SPECIAL TEAMS PLAYER OF THE YEAR

Jake Elliott, K, Memphis (Soph., Western Springs, Ill.)

ROOKIE OF THE YEAR

Marlon Mack, RB, USF (Fr., Sarasota, Fla.)

COACH OF THE YEAR

Justin Fuente, Memphis

ALL-CONFERENCE FIRST TEAM

Pos	Player	School	Cl.
WR	Breshad Perriman	UCF	Jr.
WR	Justin Hardy	East Carolina	Sr.
OT	Eric Lefeld	Cincinnati	Sr.
OT	Al Bond	Memphis	Sr.
OG	Parker Ehinger	Cincinnati	Jr.
OG	Rowdy Harper	Houston	Sr.
C	Taylor Hudson	East Carolina	Jr.
TE	Alan Cross	Memphis	Sr.
QB	Shane Carden	East Carolina	Sr.
RB	William Stanback	UCF	So.
RB	Marlon Mack	USF	Fr.
K	Jake Elliott	Memphis	So.
RS	Deion Sanders Jr.	SMU	So.
DL	Terrell Hartsfield	Cincinnati	Sr.
DL	Terry Williams	East Carolina	Sr.
DL	Joey Mbu	Houston	Sr.
DL	Martin Ifedi	Memphis	Sr.
LB	Terrance Plummer	UCF	Sr.
LB	Jeff Luc	Cincinnati	Sr.
LB	Tank Jakes	Memphis	Sr.
LB	Tyler Matakovich	Temple	Jr.
CB	Jacoby Glenn	UCF	So.
CB	Bobby McCain	Memphis	Sr.
S	Clayton Geathers	UCF	Sr.
S	Adrian McDonald	Houston	Jr.
P	Mattias Ciabatti	USF	Jr.

MEMPHIS' SECOND TEAM PICKS

Pos	Player	Cl.
QB	Paxton Lynch	So.
RB	Brandon Hayes	Sr.
RS	Keiwone Malone	Sr.
P	Spencer Smith	Fr.

RED ZONE NUMBERS

- ▶ Memphis is the only NCAA FBS school to rank in the top-10 in both Red Zone Defense and Red Zone Offense.
- ▶ Memphis ranks second in Red Zone Defense, allowing opponents to convert on just 19-of-29 times in the red zone (14 TDs, 5 FGs). Opponents have converted on red zone series just 65.5 percent of the time against Memphis.
- ▶ Mississippi State leads FBS Football with a 60.0 Red Zone Defense percentage.
- ▶ Memphis leads the nation in Red Zone Offense, scoring on 50-of-53 trips into the red zone (35 TDs, 15 FGs) for a 94.3 success rate.
- ▶ Two of the three times Memphis has not scored in the red zone came in 2014 on the Tigers' final offensive series vs. Cincinnati and SMU when the Tigers ran out the clock after driving the ball inside the 10.

AMERICAN RECOGNITION

- ▶ University of Memphis head coach **Justin Fuente** was named the American Athletic Conference's 2014 Coach of the Year, a unanimous choice of his peers, while both senior LB **Tank Jakes** and sophomore PK **Jake Elliott** earned post-season honors. The American announced its post-season teams on Dec. 10.
- ▶ Jakes became the first player in Memphis history to be voted a conference Defensive Player of the Year while Elliott became the third conference special teams player of the year, joining place-kicker Stephen Gostkowski (C-USA, 2005) and Tom Hornsey (The American, 2013).
- ▶ Joining Jakes and Elliott on the all-conference first team from Memphis were OL **Al Bond**, TE **Alan Cross**, DE **Martin Ifedi** and CB **Bobby McCain**.
Named to the second team were RB **Brandon Hayes**, QB **Paxton Lynch**, RS **Keiwone Malone** and P **Spencer Smith**.
- ▶ Memphis' 10 all-conference selections for Memphis this year are a program high. The six, first-team picks is the most for the Tigers since 1993, when they were part of the Independent Football Alliance.
- ▶ Elliott and Ifedi are both repeat selections to the American Athletic Conference's first team, having been selected last year. They are the first repeat all-conference, first-team selections since Gostkowski, Wesley Smith and DeAngelo Williams were named to the All-Conference USA First Team in both 2004 and 2005.
- ▶ Fuente became the first Memphis football coach to earn Coach of the Year honors since Billy J. Murphy was the Missouri Valley Conference Coach of the Year in 1968, 1969 and 1971.

TANK'S BEEN TERRIFIC

- ▶ Senior LB **Tank Jakes** heads into the Miami Beach Bowl as the Tigers' leader in tackles (83), tackles for loss (15.5), quarterback sacks (11.0) and fumbles forced (4). He also had a quarterback sack in the end zone for the team's lone safety this season.
- ▶ In addition to the postseason conference accolades, Jakes was named to *CBSSports.com's* Midseason All-America Second Team, as selected by a panel of writers, editors and producers at CBS, back in October.
- ▶ In describing Jakes, Memphis head coach **Justin Fuente** said, "He is proof this game is not all about measurables. Week in and week out he was a heady football player."
- ▶ Jakes ranks 12th nationally in forced fumbles at 0.33 per game (he has four in 12 contests).
- ▶ Jakes' 5.5 solo tackles per game ranks 35th nationally while his 1.3 tackles for loss ranks 27th.
- ▶ Through the regular season, Jakes is averaging 7.1 total tackles per game which ranks 16th in the conference. With his activeness in opponents' backfield, Jakes finds himself on a couple Memphis all-time charts.
He currently ranks ninth in season tackles for lost yardage (15.5) and eighth in career tackles for loss (32.5).
- ▶ Jakes' 11 career quarterback sacks ranks just shy of the University of Memphis top-10 which bottoms with 14 sacks.

All national rankings are through games played on Dec. 6th.



JAKES' PEAK PERFORMANCE

- ▶ **Tank Jakes** was named *Athlon Sports'* Conference Player of the Week for the American following the UCLA game. Against the Bruins, he had 12 total tackles including 11 solo stops. In addition to his first double-digit tackle game, Jakes set a new career standard with four tackles for loss (-24 yards) including two sacks (-13 yards). He also forced a fumble and broke up a pass in the game.
- ▶ Against Middle Tennessee, Jakes registered seven tackles (6 solo stops) including three tackles for lost yardage (-12 yards) and two quarterback sacks (-11 yards). One of Jakes' sacks resulted in a safety, giving the Tigers a 9-0, first-quarter lead. It was Memphis' first safety since playing Louisville in 2003 (128 games).
- ▶ Also against MTSU, Jakes forced a fourth-quarter fumble that was scooped up by teammate **Bobby McCain** and returned 59 yards for a touchdown. On MTSU's next fourth-quarter drive, Jakes ended the series with an interception.
- ▶ Against Cincinnati, Jakes led Memphis with 10 total tackles including nine in the first half as the Tigers built a 27-7 halftime lead. He had three tackles for lost yardage (-15 yards), two quarterback sacks (-12 yards) in the win and two quarterback hurries.
- ▶ With Memphis in front 17-7 late in the first quarter of the Cincinnati game, Jakes had back-to-back quarterback sacks, marking his third, multi-sack game of the season. On the second sack, he stripped UC quarterback Gunner Kiel of the ball and the Tigers would recover at the Cincinnati 11. Memphis would score three plays later to take a 24-7 lead.
- ▶ Jakes was named the American Athletic Conference Defensive Player of the Week after the MTSU and Cincinnati games.

SHANK TANK

- ▶ Against Middle Tennessee, LB **Tank Jakes** became the first Memphis player since Demorrio Shank in 2001 to have an interception, force a fumble and be credited with a quarterback sack in the same game.
- ▶ Against Southern Miss on Oct. 6, 2001, Shank had a pick and forced fumble in addition to a ½ sack.
- ▶ **Marcus Bell**, who went on to play seven seasons in the NFL and is now the Tigers' Director of High School Relations, is the last player to have a full sack along with a forced fumble and a pick (vs. East Carolina on Oct. 7, 2000).
- ▶ Back in 1999 against Louisville, Caspor Stiles recorded two sacks, had an interception and forced a fumble which was returned 84 yards for a touchdown by Corey Irby.

KNOCKS BEHIND THE LINE OF SCRIMMAGE

- ▶ Senior DE **Martin Ifedi**, who was on virtually every preseason watch list for defensive honors, returned to the Tigers' starting lineup against Houston after missing the previous four games with an injury. In his first game since August, Ifedi had seven tackles including two for lost yardage.
- ▶ A review of Memphis' historical records in mid-November confirmed that Tramont Lawless had a school-record 22 sacks during his career (1996-99) after the record book originally showed 21.
- ▶ Ifedi was credited with a half-sack against Tulane to give him 21.5 for his career. Then with a fourth-quarter sack in the USF game, established a new school mark.
- ▶ With three tackles for loss (-10 yards) over the last two regular-season games, Ifedi moved into a tie for fourth on the school's all-time TFL chart with 36. Ifedi is currently tied with Marlon Brown (1985-88) for fourth with 36 TFL.
- ▶ Over the last two weeks of the regular-season, Ifedi moved past Tony Williams (35 TFL) and **Marcus Bell** (34 TFL) on the all-time list. Bell is the University of Memphis program's Director of High School Relations.
- ▶ Ifedi has had a full TFL in six of seven games since returning from injury (he had 0.5 TFLs at Tulane).
- ▶ For his career, Ifedi has now tallied 140 total tackles, including 36 for lost yardage (-155 yards) and 22.5 quarterback sacks (-125 yards).
- ▶ One of LB **Tank Jakes'** team-best 10 tackles against USF went for a loss and moved the senior on the all-time TFL list. He was credited with a half TFL in the UConn win which gives him 32.5 for his career (-135 yards).

THREE YEARS OF DEFENSIVE IMPROVEMENT

- ▶ Prior to the arrival of **Justin Fuente** and the Tigers' current defensive coaching staff, Memphis ranked 117th out of 120 FBS teams in total defense (491.00 ypg) and 105th in scoring defense (35.08 ppg) in 2011. The Tigers' 299.42 yards allowed passing during the 2011 season ranked 120th.
- ▶ Through the 2014 regular season, Memphis ranks 22nd in total defense (343.3 ypg) and fifth in scoring defense (17.1 ppg). The Tigers are allowing 218.0 passing yards per game (47th) and 125.3 rushing yards (24th).
- ▶ Memphis' defense is currently averaging 5.58 three-and-outs this season. Among teams responding to an NCAA statistical survey, the Tigers rank sixth.
- ▶ Of Memphis opponents' 170 offensive series, 67 have ended without a first down (39.4 percent).

MEMPHIS DEFENSE CAREER & SEASON CHARTS

CAREER TFLS			CAREER QB SACKS			SEASON TFLS			SEASON QB SACKS		
1	49	Tim Harris 1982-85	1	22.5	Martin Ifedi 2011-14	1	21	Marlon Brown 1987	1	13	Andre Arnold 2000
2	42	Tony Brown 1999-02	2	22	Tramont Lawless 1996-99	2	20	Tony Williams 1996	2	11.5	Martin Ifedi 2013
3	36.5	Frank Trotter 2008-11	3	20	Marquis Bowling 1995-98	3	17	Tim Harris 1984	3	11	Marquis Bowling 1997
4	36	Martin Ifedi 2011-14	4	19	Marlon Brown 1985-88	4	17	Eric Fairs 1984	4	11	Marlon Brown 1987
5	36	Marlon Brown 1985-88	5	18	Tim Harris 1982-85	5	16.5	Frank Trotter 2010	5	11	Cedric Wright 1983
6	35	Tony Williams 1993-96	6	17	Tony Brown 1999-02	6	16	Marquis Bwoling 1997	6	10	David Brandon 1986
7	34	Marcus Bell 1997-00	7	17	Marvin Thomas 1983-86	7	16	Marcus Bell 2000	7	9	Tramont Lawless 1999
8	32	Eric Fairs 1982-85	8	17	Andre Arnold 1998-00	8	15.5	Tank Jakes 2014	8	9	Bryan Barnett 1994
9	32	Marvin Thomas 1983-86	9	15	Brian Barnett 1992-95	9	14.5	Martin Ifedi 2013			
10	31	Derrick Ballard 2000-03	10	14	Four Players Tied	10	14	Three Players Tied			

TIGER TRENDS

	Fuente	2014
Home	10-9	5-1
Road	6-11	4-2
Neutral	0-0	0-0
Grass	2-3	1-1
Artificial Turf	14-17	8-2
Won Coin Toss	6-10	2-2
Lost Coin Toss	10-10	7-1
Memphis' Record When ...		
Leading after the 1st quarter	11-6	7-1
Trailing after the 1st quarter	5-13	2-2
Tied after the 1st quarter	0-1	0-0
Leading at halftime	14-3	8-1
Trailing at halftime	1-15	0-2
Tied at Halftime	1-2	1-0
Leading after 3rd quarter	16-1	9-0
Trailing after 3rd quarter	0-17	0-2
Tied after 3rd quarter	0-2	0-1
Leading with less than 2:00 to play	15-1	8-0
Trailing with less than 2:00 to play	0-18	0-3
Tied with less than 2:00 to play	1-1	1-0
Scores first	9-7	5-1
Opponent scores first	7-13	4-2
Scores 20+ points	14-9	8-2
Opponent scores 20+ points	3-18	1-3
Holds opponent to 20 points or less	14-2	9-0
Game is decided by 3 points or less	1-2	1-0
Game is decided by 10 points or less	2-9	1-2
Memphis Record With ...		
Less than 150 yards rushing	2-16	1-2
150+ yards rushing	14-4	8-1
200+ yards passing	6-9	5-2
300+ yards passing	2-2	2-1
300+ yards total offense	13-11	9-2
400+ yards total offense	7-2	6-1
500+ yards total offense	4-0	3-0
70+ total plays	7-10	6-2
80+ total plays	5-3	5-1
Memphis' Record When Allowing		
Less than 150 yards rushing	13-11	7-1
150+ yards rushing	3-9	2-2
200+ yards passing	5-15	4-2
300+ yards passing	2-9	2-1
300+ yards total offense	6-18	5-3
400+ yards total offense	1-10	1-2
500+ yards total offense	0-5	0-1
70+ total plays	6-13	3-2
80+ total plays	3-5	3-1
Memphis Record When ...		
Committing fewer turnovers	9-6	7-2
Committing more turnovers	2-11	1-1
Turnovers are the same	5-3	1-0
Having fewer penalty yards	7-6	4-2
Having more penalty yards	9-14	5-1
Leading time of possession	9-8	5-1
Trailing time of possession	7-12	4-2
Memphis' High & Low Water Marks ...		
Largest halftime lead	+42	+42
Largest halftime deficit	-28	-7
Highest number of plays	94	94
Lowest number of plays	48	62
Opponent highest number of plays	98	88
Opponent lowest number of plays	50	50
Warmest Game Temperature	93°	91°
Coldest Game Temperature	38°	47°
Memphis Record For ..		
Day Games	8-10	4-0
Night Games (5 p.m. kickoff or later)	8-10	5-3
Games with temperature 40s or below	3-3	1-0
Games with temperatures in 50s	2-3	2-0
Games with temperatures in 60s	6-3	3-1
Games with temperatures in 70s	3-5	1-1
Games with temperatures in 80s	2-3	2-0
Games with temperatures in 90s	0-3	0-1





WHERE'S BOBBY

FBS DEFENDERS WITH MULTIPLE TDs

4	Shaqu Thompson (Washington)	3 FR, 1 INT
3	Richard Leonard (Florida International)	2 INT 1 FR
	Wonderful Terry (Western Kentucky)	2 INT, 1 FR
2	Ishmael Adams (UCLA)	2 INT
	Tra'Mayne Bondurant (Arizona)	1 INT, 1 FR
	V'Angelo Bentley (Illinois)	1 INT, 1 FR
	Devin Centers (Utah State)	2 FR
	Matt Dobson (Georgia Southern)	2 INT
	Sharif Finch (Temple)	1 INT, 1 FR
	Darron Lee (Ohio State)	2 FR
	William Likely (Maryland)	2 INT
	Bobby McCain (Memphis)	1 INT, 1 FR
	Quayshawn Nealy (Georgia Tech)	1 INT, 1 FR
	Jeff Schoettmer (North Carolina)	2 INT
	Tanner Vallejo (Boise State)	1 INT 1 FR
	Brison Williams (South Carolina)	2 INT
	RJ Williamson (Michigan State)	2 INT
	Tavon Young (Temple)	1 INT, 1 FR

FBS INTERCEPTION RETURN YARD LEADERS

1	Kevin Byard (Middle Tennessee)	15-327
2	Derron Smith (Fresno State)	15-296
3	Lorenzo Doss (Tulane)	15-271
4	Adrian McDonald (Houston)	13-265
5	Bobby McCain (Memphis)	11-248
6	Gerod Holiman (Louisville)	14-245
7	Richard Leonard (FIU)	8-236
8	Tra'Mayne Bondurant (Arizona)	9-233
9	Blair Burns (Wyoming)	6-218
10	Quayshawn Nealy (Georgia Tech)	8-217

MEMPHIS CAREER INTERCEPTIONS

1	David Berrong (1967-69)	17
2	Jerry Todd (1967-69)	16
3	Glenn Sumter (1998-00)	13
	Ed Harris (1973-75)	13
5	Glenn Rogers Jr. (1988-90)	12
	Bill Brundzo (1965-67)	12
	Steve Jaggard (1965-67)	12
8	Bobby McCain (2011-)	11
	Keith Spann (1993-96)	11

MEMPHIS INTERCEPTION RETURN YARDAGE

1	Keith Spann (1993-96)	11-267
2	Bobby McCain (2011-)	11-248
3	Glenn Rogers Jr. (1988-90)	9-229
4	Charlie Babb (1969-71)	9-216
5	David Berrong (1967-69)	17-196

TAKE-AWAYS FOR BOBBY

- ▶ Through the regular season of his senior year, Memphis senior CB **Bobby McCain** has five takeaways – four interceptions, including two at Ole Miss, as well as an interception returned 15 yards for a touchdown against Tulane.
- ▶ McCain also recovered a fumble and returned the ball 59 yards for a touchdown against Middle Tennessee.
- ▶ For the season, McCain ranks third on the squad with 43 total tackles. He has generated 61 return yards off his four interceptions. He also has four pass breakups this season.
- ▶ For his career, McCain ranks second in interception return yards at Memphis with 248 yards. During his career, Keith Spann (1993-96) had 11 interception returns for 267 yards.
- ▶ He has returned four interceptions for touchdowns during his career.
- ▶ McCain's 11 interceptions ties Spann for eighth all-time at Memphis.
- ▶ In addition to passing Glenn Rogers Jr. (1988-90) on the all-time interception return yardage list, McCain has passed Charlie Babb (1969-71) on the list. Following his career at Memphis, Babb went on to play for the Miami Dolphins (1972-79) and was a member of the NFL's only undefeated season in 1972.

MORE ON MCCAIN'S PICKS

- ▶ **Bobby McCain** is one of 18 FBS players to post multiple, defensive touchdowns this season.
- ▶ McCain ranks fifth among active FBS players in interception return yardage and 20th in career interceptions (11 in 44 career games).
- ▶ McCain's 11 career interceptions is tied for eighth all-time at Memphis with Keith Spann (1993-96). He would move into a tie for fifth with his next pick and into a tie for third with two more.
- ▶ Along with MTSU's Kevin Byard and Arizona's Tra'Mayne Bondurant, McCain is tied for first in career interception returns for touchdowns with four.

NOTING MCCAIN'S CAREER

- ▶ CB **Bobby McCain** picked off a pass, returning the ball 29 yards to halt Austin Peay's first series of the season opener. Last year in the opener against Duke, he had a 75-yard interception return against Duke.
- ▶ Despite being sidelined by injury for three games last year as a junior, the Oxford, Ala., native was quite a contributor in the games in which he played in 2013.
- ▶ He was NCAA FBS Football's co-leader in interceptions per game in 2013 with a 0.7 average. He had six interceptions for 108 total return yards. McCain returned two picks for touchdowns during the season.
- ▶ In a 23-10 win over USF in 2013, McCain became the first American Athletic Conference player to intercept three passes in the same game. His second interception of the game was returned 36 yards for a touchdown with 1:35 to play to help seal the Tigers' win.

ACADEMIC ALL-DISTRICT RECOGNITION

- ▶ Memphis senior LB **Charles Harris**, who led the Tigers with seven tackles in the 16-13 win at Temple which made the team bowl eligible, was named to the Capital One Academic All-District 3 NCAA Division I Football Team earlier this season.
- ▶ A Sport and Leisure Management major at the University of Memphis, Harris carries a 3.64 grade point average and earned his bachelor's degree earlier this month.
- ▶ Harris has earned Dean's List distinction five times, including each of the past three semesters at Memphis. Additionally, he has earned Tiger 3.0 recognition every semester at Memphis.
- ▶ Harris surpassed the 200-tackle plateau with five tackles against Middle Tennessee.
- ▶ Harris has recorded 231 career tackles including 6.5 for lost yardage, 1.5 sacks and five pass breakups. He has also blocked two kicks during his career.
- ▶ Harris has played in each of the team's 48 games during his career, starting the team's last 36 contests.
- ▶ **Justin Fuente** says of Harris ... "He's the 'quarterback of the defense out there. He makes all the checks. He allows us to do some things we do defensively because a great percentage of time he gets us in the right alignment."





DEFENSIVE SCORING

- ▶ Memphis is allowing just 17.1 points per game this season, which ranks fifth nationally and leads The American.
- ▶ Memphis has scored 99 points off turnovers in 2014.
- ▶ The Tigers have scored points off turnovers in all but the Tulsa game this year.
- ▶ Memphis' 99 points off turnovers includes four defensive touchdowns - **Fritz Etienne** (at UCLA), **Bobby McCain** (at Tulane) and **Dontrell Nelson** (at Tulane) each had interception returns for touchdowns this season. McCain also returned a fumble recovery 59 yards for a touchdown against Middle Tennessee during the year.
- ▶ The four defensive touchdowns ranks 13th nationally.
- ▶ UM scored a season-high 21 points off turnovers in the Tulane game.
- ▶ The Tigers began the season by scoring 14 points off turnovers in a 63-0 shutout win over Austin Peay.
- ▶ The Tigers also scored 14 points off turnovers against Cincinnati and UConn, as the team scored double-digit points off turnovers four times during the year.

NOTING DEFENSIVE SHUTOUTS

- ▶ Memphis' 63-0 win over Austin Peay to begin the season marked the program's first shutout since a 28-0 win over Louisiana-Monroe on Sept. 9, 2000.
- ▶ The last time Memphis opened a season with a shutout was in 1971, when the Tigers opened the season with a 30-0 win over West Texas State (Sept. 11). The game was also the first Missouri Valley Conference contest of the season for UM.
- ▶ Ironically, the 1971 season marked the last conference championship for the Tigers until this year.
- ▶ Prior to the Austin Peay game, Memphis went 167 games without a shutout.

TOPIC DEFENSE

- ▶ Senior captain and three-year starting linebacker **Charles Harris** along with senior safety **Fritz Etienne** rank tied for second on the Memphis squad in total tackles with 45 apiece.
- ▶ Harris has notched a tackle for loss, a sack, two pass breakups, a quarterback hurry and forced a fumble this season.
- ▶ In addition to 45 total tackles including 37 solo hits, Etienne has three interceptions and three pass breakups.
- ▶ Memphis has totaled 81 tackles for lost yardage this season (-329 yards).
- ▶ The Tigers 6.8 TFLs per game ranks 27th nationally and second among American Athletic Conference teams.
- ▶ Behind **Tank Jakes'** team-leading 15.5 tackles for loss and **Martin Ifedi's** 9.5, third on the team with 7.5 TFLs is junior defensive end **Ricky Hunter**.

TURNOVER MARGIN: DEFENSE

- ▶ Memphis has a +1.00 turnover margin which ranks sixth nationally and leads the American Athletic Conference.
- ▶ The Tigers' 13 fumbles recovered this season ranks 14th nationally.
- ▶ The Tigers have gained 27 turnovers this season which ranks 16th nationally.
- ▶ Memphis claimed a season-high, five takeaways in the Tulane game (three interceptions including two returned for touchdowns and two fumbles).

TURNOVER MARGIN: OFFENSE

- ▶ Memphis has played eight straight quarters turnover free. The team's last turnover was a fumble lost in the fourth quarter of the Tulane game back on Nov. 15.
- ▶ For the year, Memphis has been turnover free in four games – at UCLA and Cincinnati along with the USF and UConn games to close out the season.
- ▶ Currently, Memphis quarterbacks have combined to throw 175 straight passes without an interception, dating back to the SMU game on Oct. 25. The SMU game happens to coincide with the start of the Tigers' win streak.
- ▶ Memphis' six interceptions thrown ranks as the 13th fewest by an FBS team.
- ▶ Interceptions (6) and fumbles (9) combined, Memphis has lost 15 turnovers which ranks 20th nationally and leads the American Athletic Conference.

FBS STATISTICAL CHARTS

FBS FOOTBALL SCORING DEFENSE

Rk	Team	W-L	Pts	Avg
1	Ole Miss	9-3	166	13.8
2	Stanford	7-5	192	16.0
3	LSU	8-4	197	16.4
4	Alabama	12-1	216	16.6
5	Memphis	9-3	205	17.1
6	Temple	6-6	210	17.5
7	Clemson	9-3	211	17.6
8	Penn State	6-6	212	17.7
9	UCF	9-3	215	17.9
10	Mississippi State	10-2	233	19.4

RED ZONE DEFENSE

Rk	Team	RZOpp	RZScores	Pct
1	Mississippi State	40	24	0.600
2	Memphis	29	19	0.655
3	Tulane	54	37	0.685
4	Arkansas	32	22	0.688
5	FIU	32	27	0.688
6	Cincinnati	47	33	0.702
7	Virginia Tech	41	29	0.707
8	UCF	38	27	0.711
9	Western Michigan	42	30	0.714
10	Ole Miss	32	23	0.719

FEWEST RED ZONE DEFENSE OPPORTUNITIES

Rk	Team	RZOpp	RZScores	Pct
1	Clemson	26	19	0.731
2	LSU	27	21	0.788
	Michigan State	27	23	0.852
4	Memphis	29	19	0.655
	Wisconsin	29	26	0.897
6	Florida	30	25	0.833
	TCU	30	13	0.867
	Tennessee	30	29	0.967

RED ZONE OFFENSE

Rk	Team	RZOpp	RZScores	Pct
1	Memphis	53	50	0.943
2	North Texas	35	33	0.943
3	Nevada	51	48	0.941
4	UCLA	47	44	0.936
5	Missouri	41	38	0.927
6	Florida State	54	50	0.926
7	La.-Lafayette	53	49	0.925
8	Oklahoma State	38	35	0.921
9	Tennessee	49	45	0.918
10	Rice	45	41	0.911

All national rankings are through games played on Dec. 6th.





MEMPHIS CAREER PASSING YARDS

Rk	Player	Years	Yards
1	Danny Wimprine	2001-04	10,215
2	Martin Hankins	2006-07	5,770
3	Paxton Lynch	2013-	4,781
4	Danny Sparkman	1983-85	4,311
5	Lloyd Patterson	1975-78	4,201
6	Steve Mathews	1992-93	3,980
7	Benard Oden	1995-97	2,686
8	Will Hudgens	2005-09	2,681
9	Tim Jones	1986-89	2,668
10	Neil Suber	1998-01	2,646

MEMPHIS CAREER PASSING TOUCHDOWNS

Rk	Player	Years	TDs
1	Danny Wimprine	2001-04	81
2	Martin Hankins	2006-07	43
3	Steve Mathews	1992-93	31
4	Lloyd Patterson	1975-78	30
5	Paxton Lynch	2013-	27
	Danny Sparkman	1983-85	27
7	James Earl Wright	1959-61	26
8	Billy Fletcher	1963-65	21

MEMPHIS CAREER TDs RESPONSIBLE FOR

Rk	Player	Years	TDs
1	Danny Wimprine	2001-04	92
2	DeAngelo Williams	2002-05	55
3	Lloyd Patterson	1975-78	45
4	Martin Hankins	2006-07	43
5	James Earl Wright	1959-61	40
6	Paxton Lynch	2013-	39
7	Dave Casinelli	1960-63	34
8	Steve Mathews	1992-93	32
9	Billy Fletcher	1963-65	31

MEMPHIS CAREER PASS ATTEMPTS

Rk	Player	Years	Att
1	Danny Wimprine	2001-04	1,469
2	Martin Hankins	2006-07	805
3	Paxton Lynch	2013-	716
4	Danny Sparkman	1983-85	662
5	Lloyd Patterson	1975-78	560

MEMPHIS CAREER PASS COMPLETIONS

Rk	Player	Years	Comp
1	Danny Wimprine	2001-04	808
2	Martin Hankins	2006-07	487
3	Paxton Lynch	2013-	438
4	Steve Matthews	1992-93	341
5	Danny Sparkman	1983-85	328

OFFENSIVE IMPROVEMENT

- ▶ Memphis' offensive numbers have shown marked improvement during the 2014 season.
- ▶ Heading into bowl season, Memphis ranks 50th in total offense (422.7 ypg); 39th in rushing offense (191.8 ypg); 62nd in passing offense (230.8 ypg); and 28th in scoring offense (34.7 ppg).
- ▶ The Tigers finished the 2013 season ranked 107th in total offense (311.5 ypg); 95th in rushing offense (138.3 ypg); 105th in passing offense (173.2 ypg); and 110th in scoring offense (19.5 ppg).

SURVEYING MEMPHIS' OFFENSE

- ▶ Memphis found a way to win nine times during the 2014 season. The Tigers' offense generated a range of offensive yardage totals during the season. The Tigers produced at least 300 yards of offense in each victory.
- ▶ The low offensive output in a win this year was the 312 yards generated in a 16-13 victory at Temple.
- ▶ Memphis had 400+ yards of offense six times, with 500+ yards produced in three of those six games.
- ▶ Memphis had 610 yards of total offense in a 41-14 road win at Cincinnati, third-most in school history and the most since the team had 630 yards in a 47-7 win at home over the Bearcats in 1984 (Sept. 22, 1984)
- ▶ Memphis' 5,072 yards of total offense this season ranks fifth all-time. Fourth on the all-time chart is the 5,424 yards the last Memphis bowl team produced in 2008.
- ▶ UM's 270 first downs in 2014 are also the most since 2008 and ranks fifth all-time at Memphis. The Tigers' offense is within 15 first downs of moving to third all-time.

PAXTON LYNCH IN 2014

- ▶ QB **Paxton Lynch** has completed 235-of-367 passes for 2,725 yards and 18 touchdowns in 2014.
- ▶ Lynch has also carried the ball 100 times for 283 net rushing yards and 10 touchdowns.
- ▶ Lynch is averaging 250.7 yards of total offense to rank fourth in The American and 40th in FBS Football.
- ▶ Lynch's 10 rushing touchdowns ranks tied for 10th all-time at Memphis, and with another scoring run would move into a tie for seventh on the all-time list.
- ▶ Lynch has six, multi-touchdown passing games including last week's win over USF.
- ▶ He also has three, multi-touchdown rushing games this season including the Tigers' last two wins.
- ▶ Lynch has had four games in which he has been responsible for four touchdowns.
- ▶ Against UConn, Lynch tossed a career-high four touchdown passes - two to **Keiwone Malone** (6 & 9 yards) along with one to both **Tevin Jones** (12 yards) and **Phil Mayhue** (21 yards).
- ▶ In the other three games in which Lynch was responsible for four scores this season, each was broken down by two passing and two rushing touchdowns (against Austin Peay, Cincinnati and USF).
- ▶ Over the current, six-game winning streak Lynch has not thrown a pass interception.
- ▶ Since a three-interception game in a 28-24 loss to Houston (a five-turnover game), Lynch has made 171 passing attempts without being picked off.
- ▶ Over the six-game stretch, he has completed 110 passes for 1,324 yards and nine TDs.

MEMPHIS OFFENSE SEASON TEAM CHARTS

TOTAL OFFENSE		PASSING OFFENSE		FIRST DOWNS		FIRST DOWNS PASSING		
1	5779	2003	1	3975	2007	1	165	2007
2	5767	2007	2	3419	2003	2	142	2003
3	5524	2004	3	3086	2004	3	140	2002
4	5424	2008	4	2770	2014	4	134	2014
5	5072	2014	5	2891	2008	5	133	2004
6	4775	2005	6	2868	2002	6	131	2008
7	4477	2009	7	2695	2006	7	117	2006
8	4258	2002	8	2578	2009	8	107	2011
9	4124	1969	9	2369	1997	9	107	2009
10	4035	2006	10	2321	2010	10	104	1993



CONSISTENCY WITH A RETURNING QB

- ▶ To begin the year, **Paxton Lynch** became the first Memphis player since Arkelon Hall in 2008 and 2009 to start back-to-back season openers for the Tigers.
- ▶ Since the 2005 season, Memphis has started 15 different players at quarterback. However, since head coach **Justin Fuente's** arrival, the Tigers have started the same quarterback every game of a season the past three years. Jacob Karam started all 12 games in 2012.
- ▶ Lynch has now started 24 straight games. It is the most consecutive starts at QB since Danny Wimprine started the final 39 games of his career.

ASSAULTING THE CAREER PASSING CHARTS

- ▶ In his second year, QB **Paxton Lynch** has already begun an assault on the university's career passing charts. The sophomore already ranks among the top-10 in career passing yards (4,781), passing touchdowns (27), completions (438) and attempts (716) at Memphis.
- ▶ Against Temple, Lynch became just the fourth player in Memphis history to pass for 4,000 yards in a career.
- ▶ Also during the Temple game, he became the third quarterback to pass for multiple 2,000-yard seasons, joining Martin Hankins (2006, 2007) and Danny Wimprine (2002, 2003, 2004).
- ▶ Lynch currently ranks third in all-time passing yards behind Hankins and Wimprine.
- ▶ Lynch's career-high 311 passing yards at Cincinnati ranks 26th all-time at Memphis. He has three, 300-yard games this season (307 at SMU, 305 at UCLA).
- ▶ Lynch passed for 238 yards in the first half at SMU, the third time he has thrown for better than 200 yards in a half.
- ▶ Lynch's 54-yard touchdown pass to WR **Phil Mayhue** with 5:35 to play in the first quarter of the SMU game was a career long pass, breaking the previous mark of 50 yards against Middle Tennessee earlier this season.
- ▶ This year, Lynch has eight, 40+ yard completions including three for touchdowns.

TDs RESPONSIBLE FOR

- ▶ Memphis QB **Paxton Lynch** has passed for 18 touchdowns (he threw 9 TD passes last year as a freshman) and also run for a team-leading 10 scores this season.
- ▶ Lynch's 28 touchdowns responsible for in 2014 is a school record. With four touchdown passes against UConn, he passed previous record holder Danny Wimprine (26 in 2002, 2003) and Martin Hankins who is now fourth with 25.
- ▶ Responsible for 168 points in 2014, Lynch's numbers rank 28th nationally and third among American players.
- ▶ Lynch has five, multi-touchdown passing games this season including three in conference play.
- ▶ Lynch's 39 career touchdowns responsible for ranks sixth all-time at Memphis. He ranks behind No. 5 James Earl Wright (1957-61) who was responsible for 40 TDs during his career. Martin Hankins is No. 4. He was responsible for 43 touchdowns during his career (2006-07).

TOUCHDOWNS IN GAME 12

- ▶ UM senior WR **Keiwone Malone** went the first 11 games of the 2014 season without catching a touchdown pass.
- ▶ The Memphis native caught two touchdown passes in the Tigers' 41-10 win over UConn to wrap up the regular season and an American Athletic Conference championship.
- ▶ Malone scored the Tigers' first two touchdowns to stretch out a 6-0, first-quarter lead to 20-3 midway through the third quarter.
- ▶ For the year Malone has a team-leading 480 receiving yards on 39 receptions in 2014.
- ▶ Malone led the Tigers with four catches for 59 yards including a 42-yarder at Ole Miss. The 42-yard catch is currently tied for the fourth-longest pass reception this season. Malone has had a 40+ yard catch in each of his four seasons.

MALONE'S CAREER

- ▶ With his four-catch performance at Ole Miss the fourth game of the season (Sept. 27), Malone became the 12th Memphis player to catch at least 100 passes in a career.
- ▶ In his 44-game career, Malone has caught 120 passes for 1,422 yards and five touchdowns.
- ▶ He has caught at least three passes in each of the Tigers' last four games and is coming off a season-high, seven catches for 70-yard game against UConn. With 16 catches for 165 yards over the last four games, Malone has climbed to sixth on the all-time reception chart and is just outside the top-10 in receiving yards.
- ▶ Malone is also a second-team all-conference return specialist. His stats are below and career chronicled on **Page 18**.

CHARTING KEIWONE MALONE ON CAREER LISTS

CAREER RECEPTIONS

1	212	Duke Calhoun	2006-09
2	164	Carlos Singleton	2006-09
3	147	Damien Dodson	1996-99
4	137	Darron White	2001-04
5	126	Marcus Rucker	2009-12
6	120	Keiwone Malone	2011-
7	116	Russell Copeland	1989-92
8	114	Ryan Scott	2003-06
9	113	Isaac Bruce	1992-93
10	110	Richie Floyd	1996-98

CAREER REC YARDS

1	2981	Duke Calhoun	2006-09
2	2365	Carlos Singleton	2006-09
3	2123	Earnest Gray	1975-78
4	2096	Damien Dodson	1996-99
5	1753	Russell Copeland	1989-92
6	1665	Marcus Rucker	2009-12
7	1654	Richie Floyd	1996-98
8	1649	Darron White	2001-04
9	1586	Isaac Bruce	1992-93
10	1527	Ryan Scott	2003-06

CAREER PUNT RETURNS

1	79	Keiwone Malone	2011-
2	76	Ryan Johnson	1999-01
3	70	Ryan Roskelly	1994-95
4	68	Darron White	2001-04
5	57	Keith Wright	1974-77
6	48	Anthony Parker	1979-82
7	47	Jerry Harris	1983-86
8	46	Brandon McDonald	2005-06
9	41	Charlie Babb	1969-71
10	40	Bob Baxter	1965-67

CAREER PR YARDS

1	816	Keith Wright	1974-77
2	784	Ryan Johnson	1999-01
3	720	Ryan Roskelly	1994-95
4	697	Keiwone Malone	2011-
5	648	Darron White	2001-04
6	450	Bob Baxter	1965-67
7	376	David Berrong	1967-69
8	361	Jack Carter	1959-61
9	354	Russell Copeland	1989-92
10	314	Jerry Harris	1983-86

PAXTON'S CHART ASSAULT

MEMPHIS SEASON PASSING YARDS

Rk	Player	Year	Yards
1	Martin Hankins	2007	3,220
2	Danny Wimprine	2003	3,124
3	Danny Wimprine	2004	2,892
4	Paxton Lynch	2014	2,725
5	Danny Wimprine	2002	2,820
6	Martin Hankins	2006	2,550
7	Arkelon Hall	2008	2,275
8	Bernard Oden	1997	2,249
9	Steve Matthews	1992	2,084
10	Ryan Williams	2010	2,075
11	Paxton Lynch	2013	2,056

MEMPHIS SEASON PASSING TOUCHDOWNS

Rk	Player	Year	TDs
1	Martin Hankins	2007	27
2	Danny Wimprine	2002	23
3	Danny Wimprine	2004	22
	Danny Wimprine	2003	22
5	Paxton Lynch	2014	18
	Martin Hankins	2006	18
	Steve Matthews	1992	18
8	Danny Wimprine	2001	14
	Lloyd Patterson	1996	14

MEMPHIS SEASON TDs RESPONSIBLE FOR

Rk	Player	Year	TDs
1	Paxton Lynch	2014	28
2	Danny Wimprine	2003	26
	Danny Wimprine	2002	26
4	Martin Hankins	2007	25
5	DeAngelo Williams	2004	22
	Danny Wimprine	2004	22
7	Lloyd Patterson	1976	21
8	Bernard Oden	1997	20
9	Billy Fletcher	1965	19

MEMPHIS SEASON PASS ATTEMPTS

Rk	Team	Year	Att
1	Danny Wimprine	2003	440
2	Danny Wimprine	2002	435
3	Martin Hankins	2007	428
4	Danny Wimprine	2004	398
5	Martin Hankins	2006	377
6	Paxton Lynch	2014	367
7	Paxton Lynch	2013	349

MEMPHIS SEASON PASS COMPLETIONS

Rk	Player	Year	Comp
1	Martin Hankins	2007	261
2	Danny Wimprine	2003	246
3	Paxton Lynch	2014	235
	Danny Wimprine	2002	235
5	Martin Hankins	2006	226
6	Danny Wimprine	2004	225
7	Paxton Lynch	2013	203

MEMPHIS SEASON PASS COMPLETION PCT.

Rk	Player	Year	Pct.
1	Jacob Karam (176-274)	2012	64.2
2	Andy Whitwell (48-75)	1987	64.0
3	Will Hudgens (143-236)	2009	60.6
4	Steve Matthews (175-286)	1992	61.2
5	Martin Hankins (261-428)	2007	61.0
6	Steve Matthews (166-273)	1993	60.8
7	Martin Hankins (226-377)	2006	59.9
8	Paxton Lynch (203-349)	2013	58.2
9	Taylor Reed (169-295)	2011	57.3
10	Arkelon Hall (191-335)	2008	57.0
	Neil Suber (69-121)	2000	57.0
--	Paxton Lynch (235-367)	2014	64.0



NATIONAL POLLS

AP TOP 25

1	Alabama (27)	12-1	1452
2	Florida State (25)	13-0	1436
3	Oregon (8)	12-1	1426
4	Baylor	11-1	1265
5	Ohio State	12-1	1262
6	TCU	11-1	1257
7	Michigan State	10-2	1105
8	Mississippi State	10-2	1070
9	Ole Miss	9-3	976
10	Georgia Tech	10-3	876
11	Kansas State	9-3	875
12	Arizona	10-3	819
13	Georgia	9-3	745
14	UCLA	9-3	663
15	Arizona State	9-3	602
16	Missouri	10-3	599
17	Wisconsin	10-3	542
18	Clemson	9-3	509
19	Auburn	8-4	450
20	Louisville	9-3	406
21	Boise State	11-2	368
22	LSU	8-4	221
23	Utah	8-4	134
24	USC	8-4	112
25	Nebraska	9-3	79

Others receiving votes: Minnesota 58, Oklahoma 46, Marshall 36, Memphis 34, Duke 32, Colorado State 13, Northern Illinois 11, Air Force 7, Cincinnati 5, UCF 4, West Virginia 4, Stanford 1.

AMWAY COACHES POLL

1	Alabama (28)	12-1	1486
2	Florida State (25)	13-0	1450
3	Oregon (7)	12-1	1439
4	Ohio State	12-1	1307
5	Baylor	11-1	1277
6	TCU (1)	11-1	1276
7	Michigan State	10-2	1143
8	Mississippi State	10-2	1079
9	Georgia Tech	10-3	922
10	Kansas State	9-3	915
11	Arizona	10-3	903
12	Ole Miss	9-3	882
13	Georgia	9-3	759
14	Missouri	10-3	676
15	UCLA	9-3	661
16	Arizona State	9-3	599
17	Wisconsin	10-3	566
18	Clemson	9-3	518
19	Auburn	8-4	395
20	Louisville	9-3	381
21	Boise State	11-2	325
22	Nebraska	9-3	200
23	LSU	8-4	173
24	Oklahoma	8-4	100
25	Utah	8-4	72

Others receiving votes: Minnesota 71, USC 59, Marshall 55, Duke 39, Northern Illinois 29, Memphis 18, Cincinnati 14, Colorado State 9, UCF 8, Stanford 7, Air Force 6, BYU 6.

NEW TIGHT END TD MARK

- ▶ TE **Alan Cross'** nine-yard touchdown reception against Austin Peay established a new career record for tight ends.
- ▶ The touchdown was Cross' eighth. He entered the season tied with Billy Kendall (1997-2000) with seven.
- ▶ Cross, named to the American Athletic Conference All-Conference first-team, added to his career touchdown total with scoring catches of seven and 50 yards against Middle Tennessee.
- ▶ For the year, Cross now has 25 receptions for 304 yards and three touchdowns.
- ▶ Over his three-year career, Cross has 62 catches for 752 yards and 10 touchdowns.
- ▶ Cross ranks fourth among active players in points scored with 66 in his career.
- ▶ Cross had a rushing play for the first time since 2012 at SMU, a one-yard scoring run with 9:08 to play in the first half. He previously had two rushing attempts for 0 yards.

HEADLINE RECEIVING PERFORMANCES

- ▶ Junior receivers **Mose Frazier** and **Tevin Jones** have each caught at least one pass in every game this season. Jones has an active, 14-game streak with at least one catch.
- ▶ Frazier is Memphis' reception leader, having caught 43 passes for 475 yards and three touchdowns.
- ▶ During the month of November (four games), Frazier caught 21 passes for 267 yards and two touchdowns. He had a career-high eight catches for 110 yards in the 16-13 win over Temple.
- ▶ In 24 career games, Frazier has caught 61 passes for 771 yards and four scores.
- ▶ Jones ranks third on the squad with 33 receptions for 442 yards and three touchdowns scored during the 2014 season.
- ▶ During his three-year career, Jones has caught 68 passes for 899 yards and five touchdowns.

ROOKIE RECEIVERS

- ▶ Memphis true freshman **Phil Mayhue** and **Roderick Proctor** both earned starting roles at points in the 2014 season.
- ▶ Proctor played in all 12 games, starting in the Tulsa game. He has 25 receptions for 245 yards this season.
- ▶ A native of Orlando, Fla., Proctor has caught a pass in each of the Tigers' last five games. He had a season-high five receptions in the Tulsa game (21 yards).
- ▶ Proctor had a season-high 61 receiving yards (3 catches) against Cincinnati.
- ▶ Mayhue, who has 13 receptions for 219 yards and two touchdowns, earned his first starting nod for the Middle Tennessee game.
- ▶ A walk-on at Memphis, Mayhue had two catches for 96 yards in the Tigers' win at SMU to start the current, six-game win streak. Mayhue actually started the current win streak's scoring, hauling in a 54-yard touchdown pass in the first quarter of the SMU game for the Mustang's first points.
- ▶ Counting running backs and tight ends, Memphis freshmen have accounted for 42 catches for 504 yards and three touchdowns. The 42 catches ranks 38th in FBS team freshmen receptions in 2014.

LIKE FATHER, LIKE SON

- ▶ **Sam Craft** became a part of Tiger Football lore last year as a true freshman, becoming half of the first father/son duo to score touchdowns for Memphis.
- ▶ Craft, a multi-talented receiver/back, is the son of former Memphis Tiger wide receiver Ray Craft.
- ▶ The elder Craft played for the Tigers from 1986-89 and had over 700 yards receiving. During his junior season, Ray Craft caught touchdown passes against Southern Mississippi and Vanderbilt in helping Memphis to a 6-5 record.
- ▶ After missing five games with an injury, Sam Craft returned to play in the UConn game to end the regular season.
- ▶ For the year, Craft has ran for 303 yards and three touchdowns. He has 15 receptions for 83 yards.
- ▶ Craft was a prep standout at Craigmont High School in Memphis, in both football and basketball before transferring to Olive Branch, Miss., High School for his senior season in 2012. He led OBHS to the state 6-A playoffs and was named the region's 6-A MVP.
- ▶ The younger Craft pretty much grew up on the University of Memphis campus. Father Ray is a colonel with the University of Memphis' police department.

MEMPHIS FATHER/SON PLAYING DUOS			
Father	Years	Son	Years
Geddes Self	1958-59	Geddes Self, Jr.	1982-84
John Bramlett	1959-62	Andy Bramlett	1983-84
		Don Bramlett	1983-84
Ron Higdon	1965	Rodney Higdon	1986-89
Glenn Rogers	1969-71	Glenn Rogers, Jr.	1988-90
Keith Butler	1974-76	Blake Butler	2003-06
Stan Weaver	1981-83	Austin Weaver	2010-12
Ray Craft	1986-88	Sam Craft	2013-

THE TIGERS' GROUND GAME

- ▶ With 2,416 rushing yards, the 2014 Tigers are on the cusp of moving onto the all-time chart for rushing yards.
- ▶ In each of its first five wins this season, Memphis had 230+ rushing yards. The Tigers beat Temple two weeks ago despite being held to 82 rushing yards on 40 carries. Memphis had 156 rushing yards two weeks ago at Tulane. The Tigers are coming off a 238-yard rushing performance against USF.
- ▶ The Tigers followed up a 230-yard rushing game at SMU last month with 243 yards on the ground in the Tulsa win. The Tigers scored four rushing touchdowns in both games.
- ▶ The last time Memphis had back-to-back 200+ yard rushing games was in 2009 to end the season against Houston (243) and Tulsa (268).





INDIVIDUAL RUSHING HIGHLIGHTS

- ▶ Sophomore RB **Doroland Dorceus** was the Tigers' leading rusher through four games with 46 carries for 237 yards (5.2 yards per carry). After playing in the first four games, he is out the remainder of the season with an injury.
- ▶ With Dorceus sidelined, sophomore **Sam Craft** moved over to the running back position after 11 career starts at receiver. Against Cincinnati he carried the ball 38 times for 170 yards.
- ▶ The 38 rushing attempts is the fourth-most in school history. Marcus Holiday set the school mark with 42 carries against Tulane in 1994. Curtis Steele (vs. UTEP in 2009) and DeAngelo Williams (vs. Ole Miss in 2004) each had 39 rushing attempts in games during their careers.
- ▶ True freshman **Jarvis Cooper** joined elite company with his rushing performance against Austin Peay in the season opener. Cooper tallied 101 rushing yards and a touchdown on eight carries against APSU. It was the 15th time a freshman (by a total of 11 rookie players) had rushed for 100 yards.
- ▶ Cooper had a 93-yard, two-touchdown game at SMU. He had a 31-yard, second-quarter run which is the second longest of his career.
- ▶ QB **Paxton Lynch** leads Memphis with 10 rushing touchdowns which ranks tied for 10th all-time at Memphis. With his next rushing TD, Lynch would move into a tie for seventh on the Memphis season chart while two rushing scores would move him into a tie for sixth.

A SIXTH YEAR FOR THE TIGERS

- ▶ Senior RB **Brandon Hayes**, the 2013 recipient of the DeAngelo Williams Most Valuable Player award, petitioned and received a waiver for a sixth year of eligibility in January, 2014 after leading the Tigers with 860 rushing yards in 2013.
- ▶ As a senior ... again, Hayes has rushed for 900 yards and five touchdowns this season.
- ▶ Against Temple, Hayes became the eighth player in Memphis history to rush for 2,000 career yards.
- ▶ Hayes has run for 2,336 yards and 16 touchdowns. He ranks sixth on Memphis' all-time rushing list.
- ▶ Hayes has recorded six, 100-yard games, tying Larry Porter (1990-93) and Paul Gowen (1969-71) for fifth in all-time, 100-yard games. With his next 100-yard game he would tie Dave Casinelli (1960-63) for fourth all-time.
- ▶ The Chicago native has scored 126 career points which ties with Porter for 18th all-time. With two more touchdowns, he would move into a tie for 16th all-time.
- ▶ Hayes originally came to Memphis as a walk-on, but after two significant injuries early in his career, transferred to Scottsdale Community College where he played in 2011.
- ▶ After rushing for 556 yards and three touchdowns in his lone season at Scottsdale CC, he returned to Memphis and again walked on. His first playing time as a Tiger came in the fourth game of the 2012 season (at Duke) and he became a starter midway through the season (at East Carolina on Oct. 13, 2012).

HAYES' TWO NIGHTS IN MEMPHIS

- ▶ RB **Brandon Hayes** rushed for a career-high 199 yards and three touchdowns in the Tigers' win over Tulsa.
- ▶ In his next home game, Hayes rushed for 189 yards in a win over USF, marking the 21st -best rushing effort at Memphis.
- ▶ Hayes' 207 all-purpose yards against the Bulls ranks 30th all-time.
- ▶ The Tulsa game marked Hayes' fifth, 100-yard rushing game of the senior's career.
- ▶ The 199 rushing yards against Tulsa tied for the 16th most in school history. It is the most rushing yards in a game by a Tiger since 2009 when Curtis Steele had 232 yards in a 33-30 loss at Tulsa on Nov. 27, 2009.
- ▶ Hayes had a career-long, 51-yard touchdown run with 14 seconds to play in the first half to give the Tigers their first lead against the Golden Hurricane. The 51-yard touchdown run was the second career TD run of 40+ yards for Hayes.
- ▶ The play 51-yard play marked the second-longest play from scrimmage for the Tigers this season.
- ▶ Hayes' 51-yard scoring run was the longest by a Memphis player since Curtis Steele scored from 59 and 77 yards out against Tulsa in 2009.
- ▶ Hayes' 82.0 rushing average ranks second in the American Athletic Conference. He is averaging 5.2 yards per carry.

WHERE DOES HAYES RANK

MEMPHIS CAREER RUSHING YARDS

Rk	Player	Years	Yards
1	DeAngelo Williams	2002-05	6,026
2	Dave Casinelli	1960-63	2,636
3	Curtis Steele	2008-09	2,462
4	Gerard Arnold	1997-99	2,378
5	Joseph Doss	2004-07	2,339
6	Brandon Hayes	2012-	2,336
7	Paul Gowen	1969-71	2,227
8	Larry Porter	1990-93	2,194
9	Terdell Middleton	1973-76	1,970
10	Wayne Priory	1986-89	1,924

MEMPHIS SEASON RUSHING YARDS

Rk	Player	Year	Yards
1	DeAngelo Williams	2005	1,964
2	DeAngelo Williams	2004	1,948
3	DeAngelo Williams	2003	1,430
4	Curtis Steele	2009	1,239
5	Curtis Steele	2008	1,223
6	Gerard Arnold	1998	1,059
7	Dave Casinelli	1962	1,016
8	Terdell Middleton	1976	919
9	Joseph Doss	2006	910
10	Brandon Hayes	2014	900

MEMPHIS 100-YRD CAREER RUSHING GAMES

Rk	Player	Year	100 Yd Games
1	DeAngelo Williams	2002-05	34
2	Curtis Steele	2008-09	12
3	Gerard Arnold	1997-99	11
4	Dave Casinelli	1960-63	7
	Brandon Hayes	2012-	6
	Larry Porter	1990-93	6
	Paul Gowen	1969-71	6
8	Joseph Doss	2004-07	5
	Marcus Holliday	1991-94	5
	Marvin Cox	1988-90	5
	Terdell Middleton	1973-76	5
	Dornell Harris	1971-73	5

HAYES 100-YARD RUSHING GAMES

Yds	Opponent	Date
127	UAB	Nov. 17, 2012
115	vs Southern Miss	Nov. 24, 2012
114	vs Arkansas State	Sept. 21, 2013
105	vs UT Martin	Nov. 9, 2013
199	vs Tulsa	Oct 31, 2014
189	vs USF	Nov 22, 2014





PINK RIBBON

- ▶ Memphis has worn a helmet sticker all season featuring a pink ribbon and the Numeral 20.
- ▶ Carolina Panthers running back DeAngelo Williams, who wore No. 20 during his collegiate career at Memphis, lost his mother Sandra Kay Hill after an extended battle with breast cancer this past May. Williams has also lost four aunts to breast cancer.
- ▶ Williams is passionate about breast cancer awareness and The DeAngelo Williams Foundation is committed to providing free mammograms to women in Charlotte, Memphis and his hometown of Wynne, Ark.
- ▶ Williams' mom was the inspiration behind the NFL first allowing players to wear pink cleats in 2009.



OFFENSIVE LINE IRON MAN

- ▶ Prior to the SMU game, Memphis senior OT **Al Bond** had played 401 straight offensive snaps for the Tigers – every offensive snap over five straight games, culminating with the Houston game.
- ▶ Following the win at SMU, Bond played every snap over the course of the Tigers' next four games (267 total snaps) – 72 snaps against Tulsa, 68 snaps at Temple, 65 snaps at Tulane and 62 snaps against USF.
- ▶ Bond, who was named to the American Athletic Conference's first-team all-conference squad, ran a streak to 349 plays before getting to enjoy the Tigers' final series of the UConn game from the sideline.
- ▶ Among Bond's totals is all 94 offensive snaps of the Cincinnati game, a career-high.
- ▶ Bond has played 80+ snaps four times this season.
- ▶ For the year, Bond has played 798 of 915 offensive snaps (87.2 percent of all snaps).

MORE LINEMEN NOTES

- ▶ OT **Taylor Fallin** has played every snap of four games this season (UCLA, Middle Tennessee, Ole Miss & Houston). He has played all but 119 plays this season. For the year, Fallin has played 796 of 915 snaps (87.0 percent)
- ▶ OC **Gabe Kuhn** has now played 700 of 915 plays this season (76.5 percent), including 80 snaps against Cincinnati.
- ▶ Kuhn played all 62 snaps of the USF game, the second time in his career he has played every snap in a game (Ole Miss was the other).
- ▶ OG **Tyler Uselton**, a junior college transfer addition to this year's Tiger team, started all 12 games for the Tigers this season.
- ▶ Uselton has played 726 of 915 offensive snaps this year (79.3 percent).
- ▶ Uselton played all but two snaps against USF. He played all 78 snaps against Houston.
- ▶ OG **Zach Collins** earned his first career start in the Tigers' game against USF and also started the UConn game at right guard.

ALL-CONFERENCE KICKER x TWO

- ▶ Sophomore PK **Jake Elliott** was named the American Athletic Conference's Special Teams Player of the Year as well as selected to the league's all-conference first-team for a second straight year.
- ▶ For the year, Elliott has converted on 19-of-29 field goals. Of his 10 misses, seven were from 45+ yards.
- ▶ Elliott also made all 50 of his PATs, a school record. With five PATs against UConn in the Tigers' last game, Elliott moved past Stephen Gostkowski for a second school record. Gostkowski kicked 48 PATs in 2004.
- ▶ Elliott has scored 107 points. It is just the seventh time a Memphis player has scored 100+ points in a season.

CHARTING ELLIOTT'S SEASON 6 CAREER

- ▶ **Jake Elliott's** 100-point season is the first since 2005 when both DeAngelo Williams and Stephen Gostkowski each scored 100+ points.
- ▶ With 107 points through the regular season, Elliott has moved to No. 3 in season scoring, passing Stephen Gostkowski's three, 100-point performances as well as Joey Allison's 1992 scoring total.
- ▶ Elliott finished the regular season having scored seven points or more in six straight games, mirroring the Tigers' current six-game win streak.
- ▶ In the final regular-season game, Elliott kicked his 18th and 19th field goals of the season, and 34th and 35th of his career with boots of 21 and 22 yards in the first quarter. He moved past Don Glosson (1983-85) for sixth in all-time field goals.
- ▶ Elliott has now scored 179 career points which ranks eighth all-time at Memphis. John Butler (1986-89) ranks seventh all-time with 214 points.
- ▶ Elliott's 19 field goals made this season ranks tied for fourth with Stephen Gostkowski (2003).
- ▶ Elliott's 35 career field goals rank sixth at Memphis. With his two, first-quarter field goals against UConn, he moved past Glosson who kicked 34 during his career.



BOOMING KICKOFFS

- ▶ Of **Jake Elliott's** 79 kickoffs this season, 39 have gone for touchbacks and opponents' average starting field position is just outside the 23-yard line.
- ▶ Memphis ranks 18th in kickoff return defense (18.11 yards).

ELLIOTT AT TULSA

- ▶ **Jake Elliott** converted four-of-five field goals and scored a career-high 16 points by kicking in the Tigers' 40-20 win over Tulsa.
- ▶ After missing a 39-yard attempt into the wind in the first quarter, Elliott drilled four field goals including two from 50+ yards. He converted from 53, 37, 47 and 51 yards out.
- ▶ Elliott's four field goal performance against Tulsa is tied for the sixth most by an FBS kicker this year.
- ▶ Elliott is one of only two place-kickers to have two, 50+ yard field goals in the same game. Purdue's Paul Griggs is the other.
- ▶ The 53-yard field goal tied for the second-longest in school history. It is also tied for ninth longest in FBS football in 2014.
- ▶ His 51-yarder in the third quarter tied for the eighth-longest in program history. Elliott now has booted four of Memphis' 15 longest place-kicks.
- ▶ Elliott kicked three field goals, including a 31-yarder as time expired to beat Temple for the game-winner.
- ▶ For his efforts in the Tulsa game, Elliott was one of three "Stars of the Week," as selected by the Lou Groza Collegiate Place-Kicking Award.
- ▶ The Western Springs, Ill., native was named the American Athletic Conference Special Teams Player of the Week following both the Tulsa and Temple performances.

DUAL PUNTERS

- ▶ Memphis has utilized two punters throughout the season – red-shirt freshman **Spencer Smith** and true freshman **Nick Jacobs**.
- ▶ Smith has handled punts in all 12 games this season, averaging 40.3 yards on 53 punts. He has placed 17 inside opponents' 20-yard line.
- ▶ Smith had a career day at Tulane, finishing with four 50+ yard punts. He had three entering the game. Against the Green Wave, Smith averaged 46.9 yards on eight punts. He placed three inside the Wave's 20.
- ▶ Jacobs has just a 33.0 punting average but all 15 of his punts have been downed inside opponents' 20-yard line.
- ▶ All three of his punts were downed inside the 20 in the USF game in late November.
- ▶ Jacobs' second punt, which was downed at the one, was followed by a three-and-out USF series and Memphis regained possession at the USF 27 with 8:05 to play in the third quarter. The Tigers needed just two plays to score to a take a 28-13, third-quarter lead.

KOR TD: It's BEEN AWHILE

- ▶ Memphis has currently gone 215 straight games without returning a kickoff for a touchdown. The streak is generally considered the longest in FBS football.
- ▶ The Tigers' last return of a kickoff for a score came on Nov. 9, 1996 against Tennessee when Kevin Cobb returned a kickoff 95 yards to tie the game at 14-14. The play earned Cobb an ESPN ESPY.
- ▶ **Joe Craig** appeared to break that drought last year when he took a kick from the three, headed to the near sideline and up the field to the end zone in the final minutes of the UCF game. A holding call nullified the return.
- ▶ In 2012, **Bobby McCain** almost broke the streak at Duke. McCain had a 95-yard return to the Duke five in the second quarter of the game.
- ▶ McCain set a school, single-game record with the highest kickoff return average (43.7 yards per return) against Duke.

KICKING NUMBERS

MEMPHIS CAREER POINTS SCORED

Rk	Player	Years	Points
1	Stephen Gostkowski	2002-05	369
2	DeAngelo Williams	2002-05	362
3	Joe Allison	1990-93	262
4	Matt Reagan	2006-09	260
5	Ryan White	1998-01	248
6	Dave Casinelli	1960-63	218
7	John Butler	1986-89	214
8	Jake Elliott	2012-	179
9	Jay McCoy	1968-70	171
10	Don Glosson	1983-85	168

MEMPHIS SEASON POINTS SCORED

Rk	Player	Year	Points
1	DeAngelo Williams	2004	138
2	DeAngelo Williams	2003	114
3	Stephen Gostkowski	2004	108
4	Jake Elliott	2014	107
5	Stephen Gostkowski	2005	101
	Stephen Gostkowski	2003	101
	Joe Allison	1992	101
8	Curtis Steele	2009	96
9	Davie Casinelli	1963	84
10	Matt Reagan	2007	80

MEMPHIS CAREER FIELD GOALS MADE

Rk	Player	Years	FGs
1	Stephen Gostkowski	2002-05	70
2	Joe Allison	1990-93	51
3	Ryan White	1998-01	49
4	John Butler	1986-89	48
5	Matt Reagan	2006-09	46
6	Jake Elliott	2013-	35
7	Don Glosson	1983-85	34
8	Rusty Bennett	1977-80	30

MEMPHIS SEASON FIELD GOALS MADE

Rk	Player	Year	FGs
1	Joey Allison	1992	23
2	Stephen Gostkowski	2005	22
3	Stephen Gostkowski	2004	20
4	Jake Elliott	2014	19
	Stephen Gostkowski	2003	19
6	Jake Elliott	2013	16
	Ryan White	1998	16
	John Butler	1989	16
9	Matt Reagan	2007	15
	Don Glosson	1984	15



WEEKLY ACCOLADES IN 2014

PLAYER OF THE WEEK HONORS

September 1 - Austin Peay Game

Bobby McCain, CB TSWA Defensive POW
Jarvis Cooper, RB American Honor Roll

September 8 - UCLA Game

Tank Jakes, LB TSWA Defensive POW
American Honor Roll
Paxton Lynch, QB American Offensive POW
TSWA Offensive POW

September 22 - Middle Tennessee Game

Tank Jakes, LB American Defensive POW
TSWA Defensive POW
Paxton Lynch, QB American Honor Roll

October 6 - Cincinnati Game

Tank Jakes, LB American Defensive POW
Paxton Lynch, QB TSWA Offensive POW

October 25 - SMU Game

Paxton Lynch, QB American Honor Roll

October 31 - Tulsa Game

Brandon Hayes, RB American Offensive POW
Jake Elliott, PK American Special Teams POW
Lou Groza Award Star of Week

November 7 - Temple Game

Jake Elliott, PK American Special Teams POW
Mose Frazier, WR American Honor Roll

November 15 - Tulane Game

Bobby McCain, CB TSWA Defensive POW
American Honor Roll

November 22 - USF Game

Brandon Hayes, RB American Honor Roll
Paxton Lynch, QB Manning Award "All Star"

November 29 - UConn Game

Paxton Lynch, QB American Offensive POW
TSWA Offensive POW
Jake Elliott, PK American Special Teams POW
Tank Jakes, LB American Honor Roll

PUNT RETURNS FOR SCORES

- ▶ **Tevin Jones** was credited with a punt return touchdown in the second game of the 2012 season when he pounced on the ball in the end zone after a blocked punt at Arkansas State.
- ▶ Officially, the Tigers have gone 33 games without a punt returned for a score.
- ▶ The last time Memphis had a returner score on a punted ball was Oct. 16, 2004 when Darron White returned a punt 60 yards early in the first quarter of the Tulane game. The score came after Tulane was forced to punt following its first drive and gave the Tigers a 7-0 lead en route to a 49-24 victory.
- ▶ Memphis has gone 128 games without a return man taking a punt back for a touchdown.

SPECIAL TEAMS CHART CLIMBER

- ▶ **Keiwone Malone** had four punt returns for 44 yards in the Tigers' win over USF.
- ▶ With his return numbers, Malone became the all-time leader in punt returns.
- ▶ For his career, Malone has returned 79 punts 697 total yards. The 697 yards ranks fourth all-time at Memphis.

MEMPHIS' BROYLES AWARD NOMINEE

- ▶ University of Memphis special teams' coordinator and tight ends coach **James Shibest**, who helped the Tigers to an American Athletic Conference title, was a nominee for the 2014 Broyles Award.
- ▶ The Broyles Award honors the top assistant coach in America and was established in 1996 to honor legendary Arkansas Head Coach Frank Broyles who had a track record of producing some of the most successful assistant coaches in college football history.
- ▶ Shibest's special teams units have played an important role in the resurgence of Memphis football. Memphis' field goal and PAT units have been solid this year while the team's punt and kickoff units have helped flip field position throughout the season.
- ▶ Memphis kickoff return defense ranks 18th nationally (18.11 ypr) while the Tigers punt return defense ranks fifth (2.77 ypr).
- ▶ Memphis has blocked three punts this season (ranks 15th nationally) while the punt and field goal teams have not been touched for blocks this season.
- ▶ Shibest has coached both American Athletic Conference Special Teams Players of the Year – Tom Hornsey (2013) and Jake Elliott (2014).
- ▶ Last year, Shibest was the only coach in America to coach both a semifinalist for the Lou Groza Collegiate Place-Kicker Award as well as the Ray Guy Award, honoring the nation's top punter. Hornsey won the 2013 Ray Guy Award.

TIGERS IN OVERTIME GAMES

- ▶ Memphis has been involved in six overtime games (1-5), the last coming in the 2009 season finale at Tulsa. The Golden Hurricane defeated the Tigers 33-30 on Nov. 27, 2009.
- ▶ Prior to the Tulsa game, Memphis' previous overtime game was against SMU and decided in three overtime periods. A 55-52 win over the Mustangs is currently the Tigers' lone overtime victory.
- ▶ Memphis has played just one other multi-overtime affair, a three-overtime game against Houston on Oct. 31, 2000. The Cougars won that game 33-30.

MEMPHIS' OVERTIME GAMES

- ▶ Oct. 31, 2000 vs. Houston (L, 33-30/3 ot) ▶ Nov. 11, 2000 vs. Cincinnati (L, 13-10) ▶ Sept. 24, 2005 at Tulsa (L, 37-31)
- ▶ Nov. 18, 2006 vs. Houston (L, 23-20) ▶ Nov. 24, 2007 vs. SMU (W, 55-52/3 ot) ▶ Nov. 27, 2009 at Tulsa (L, 33-30)

HEALTHY DOSE OF SENIOR LEADERSHIP

- ▶ Memphis has 20 seniors on its 2014 roster.
- ▶ Comparatively, Memphis' previous senior classes under head coach **Justin Fuente** have consisted of 14 seniors apiece.
- ▶ This year marks the first time since the 2011 season the Tigers have 20+ seniors.
- ▶ In his first two seasons at Memphis, Fuente selected a group of student-athletes representing different classes as well as playing positions to serve on his Leadership Council.
- ▶ This year Fuente has made his class of seniors the Leadership Council. Three seniors – LB **Charles Harris**, DB **Bakari Hollier** & **Bobby McCain** – are each members of the Leadership Council for a third straight year.
- ▶ This year marks the second straight year OL **Al Bond**, RB **Brandon Hayes** and DL **Terry Redden** have been members of the Leadership Council.
- ▶ Prior to this season, Memphis was 7-29 over the last three seasons.

ACADEMICS & TIGER DEGREES

- ▶ Memphis Football recorded its highest grade point average in program history and its highest graduation success rate last year.
- ▶ Memphis's 2014 roster includes four graduates - **Al Bond** (B.S. in Organizational Leadership), **Brandon Hayes** (B.S. in Accounting), **Martin Ifedi** (B.S. in Health & Sports Science) and **Melvin Jones** (Health & Sports Science).
- ▶ At the Miami Beach Bowl, Memphis will play 12 college graduates as eight more football student-athletes earned their degrees in December - **Ryan Coleman**, **Joe Craig**, **Fritz Etienne**, **Kendrick Golden**, **Charles Harris**, **Bakari Hollier**, **Tank Jakes** and **Keiwone Malone**.



BUSY MONTH FOR ONE SOUTH FLORIDIAN

- ▶ Memphis senior safety **Fritz Etienne**, a Miami native, who prepped at Monsignor Pace High School, is having a December to remember.
- ▶ Etienne learned with the rest of the team the Tigers' bowl game would be played in his hometown on Dec. 7.
- ▶ Etienne was recently also one of three Memphis players to accept an invitation to play in the 90th East-West Shrine Game®.
- ▶ In addition to Etienne, cornerback **Bobby McCain** and defensive end **Martin Ifedi** have accepted invitations to play in the 90th East-West Shrine Game®.
- ▶ The game will be played Jan. 17, 2015 at Tropicana Field in St. Petersburg, Fla., kicking off at 3 p.m. CST and will be televised by the NFL Network.
- ▶ The trio of Tigers join an elite list of football greats, such as John Elway, Tom Brady, Brett Favre, and 70 NFL Hall of Famers, who have played in the East-West Shrine Game in addition to more than 265 East-West Shrine Game alumni currently on NFL rosters.
- ▶ Memphis has previously had eight student-athletes play in the game including current Tampa Bay Buccaneer defensive lineman Clinton McDonald (2009) and current New England Patriot offensive lineman Jordan Devey (2012).

SOUTH FLORIDA TIES

- ▶ Memphis has 10 student-athletes on its roster from the Sunshine State including four from South Florida.
- ▶ Miami native **Fritz Etienne** headlines a group of four defensive backs from South Florida who are set to play in the Miami Beach Bowl for the Tigers. Three other three are **Chauncey Lanier** (Davie), **Chris Morley** (Plantation) and **Dion Witty** (Coral Springs).
- ▶ Rounding out the list of Memphis players from the state of Florida is **Robert Davis** (Tampa), **Paxton Lynch** (Deltona), **Roderick Proctor** (Orlando), **B.J. Ross** (Melbourne), **Ernest Suttles** (Tampa) and **Mike Weed** (Clermont).

1-0 TO START

- ▶ Memphis' mantra for the second half of 2014 has been "just go 1-0." That was certainly the case the first week of the season as Memphis could say it was 1-0 for the year ... the first time that could be said in 10 years.
- ▶ Memphis carried into the season FBS Football's longest season-opening losing streak.
- ▶ A 63-0 season-opening win over Austin Peay was the team's first season-opening victory since beating Ole Miss 20-13 in Oxford to start the 2004 season.

Plus Six

- ▶ Under third-year head coach **Justin Fuente**, the Tigers have experienced a +6 win turnaround. The 2013 Tigers were 3-9.
- ▶ The +6 turnaround currently ranks as the fourth-best in FBS Football this season. Only TCU, Western Michigan and Air Force have had better turnaround seasons, each making a seven-win swing from 2013.
- ▶ The +6 turnaround equals the Tigers' 2003 squad which went 9-4 after going 3-9 in Tommy West's second season the previous year.
- ▶ Memphis enjoyed a +5 turnaround in 1983 under third-year head coach Rex Dockery. The 1983 Tigers went 6-4-1 after finishing 1-10 for a second straight year in 1982.

2014's TOP SEASON TURNAROUNDS

Team	Year	W	L	Year	W	L	Swing	Bowl
TCU	2013	4	8	2014	11	1	+7	Chic-fi-A Peach Bowl
Western Michigan	2013	1	11	2014	8	4	+7	Famous Idaho Potato Bowl
Air Force	2013	2	10	2014	9	3	+7	Famous Idaho Potato Bowl
Memphis	2013	3	9	2014	9	3	+6	Miami Beach Bowl
UTEP	2013	2	10	2014	7	5	+5	Gildan New Mexico Bowl
NC State	2013	3	9	2014	7	5	+4	Bitcoin St. Petersburg Bowl
Temple	2013	2	10	2014	6	6	+4	
UAB	2013	2	10	2014	6	6	+4	
Louisiana Tech	2013	4	8	2014	8	5	+4	Zaxby's Heart of Dallas Bowl
West Virginia	2013	4	8	2014	7	5	+3	AutoZone Liberty Bowl
Nevada	2013	4	8	2014	7	5	+3	R + L Carriers New Orleans Bowl
Arkansas	2013	3	9	2014	6	6	+3	Advocare V100 Texas Bowl
Illinois	2013	4	8	2014	6	6	+2	Zaxby's Heart of Dallas Bowl

TIGERS IN THE NFL

MEMPHIS' CURRENT NFL PLAYERS

- ▶ Marcus Ball, S, New Orleans Saints
- ▶ Akeem Davis, S, Washington Redskins
- ▶ Jordan Devey, OL, New England Patriots
- ▶ Stephen Gostkowski, PK, New England Patriots
- ▶ Ronald Leary, OL, Dallas Cowboys
- ▶ Clinton McDonald, DT, Tampa Bay Buccaneers
- ▶ Dontari Poe, DT, Kansas City Chiefs
- ▶ Wade Smith, OL, Philadelphia Eagles
- ▶ DeAngelo Williams, RB, Carolina Panthers

The Tigers have two other former players with teams:

- ▶ Lonnie Ballentine, S, Houston Texans. Currently listed on the Texans Reserve/Injured list.
- ▶ Robert Steeples, CB, Dallas Cowboys. On team's practice squad.

NFL HISTORY:

TIGER GREATS WHO PLAYED IN THE LEAGUE

- ▶ Charlie Babb, DB, Member of the Miami Dolphins undefeated, Super Bowl VIII championship team (1972-79).
- ▶ Marcus Bell, DT, Memphis' current Director of High School Relations played for the Arizona Cardinals, Detroit Lions and New York Giants (2001-07).
- ▶ John Bramlett, LB, Pro Bowl player for both the Denver Broncos and Miami Dolphins before concluding playing career with the New England Patriots and Atlanta Falcons (1965-71).
- ▶ Isaac Bruce, WR, Four-time Pro Bowl selection whose 15,208 receiving yards ranks fourth all-time in the league. Played for the St. Louis Rams and San Francisco 49ers (1994-2008).
- ▶ Ken Irwin, DB, Played for the Buffalo Bills, New Orleans Saints and Minnesota Vikings (1995-2005). Inducted into the University of Memphis Athletic Hall of Fame earlier this year.
- ▶ Harry Schuh, OT, A member of the Oakland Raiders' All-Time Team who played in the second AFL-NFL World Championship Game. Was an All-Pro player for the Raiders before concluding his playing career with the Los Angeles Rams and Green Bay Packers (1965-74).





STADIUM FACTS

Capacity	59,308
Surface	AstroTurf®
Location	335 South Hollywood, Memphis
First Game	Sept. 18, 1965
Opponent	Ole Miss
Score	Ole Miss 34, Memphis 14
All-Time LBMS Record	153-141-7
Most Points Scored	69 vs. Louisville (1969)
Most Points Scored by Opponent	59, Miss. State (2011)

TOP CROWDS

1996	Tennessee	65,885
1991	Mississippi	65,483
1992	Tennessee	65,234
1987	Mississippi	64,187
2000	Tennessee	63,121
2006	Tennessee	61,783
1989	Mississippi	59,795
1999	Mississippi	57,523
1989	Arkansas State	57,500
1988	Tennessee	55,173
2005	Mississippi	53,339
1981	Mississippi	53,170
1979	Mississippi	53,166
2004	Louisville	52,384

TOP CROWDS (DISCOUNTING SEC OPPONENTS)

1989	Arkansas State	57,500
2004	Louisville	52,384
1990	Arkansas State	50,178
2003	USF	47,875
2005	UAB	47,669
2004	Southern Miss	47,163
2005	Marshall	46,403
2014	Middle Tennessee	46,378
2013	Duke	44,237
2003	Louisville	44,081
1984	Louisiana-Lafayette	42,256
2008	Louisville	40,248
2003	East Carolina	40,131
1984	North Carolina	39,851
1983	Virginia Tech	39,528
2012	UT Martin	39,076

LIBERTY BOWL MEMORIAL STADIUM

The University of Memphis football program is fortunate to have one of the finest facilities in the nation in which to play its home games. Liberty Bowl Memorial Stadium, "built by the citizens of Memphis," is a memorial to the veterans of World War I, World War II and the Korean War. The renovated 61,000-seat facility, built in 1965 at a cost of \$3.7 million by the city of Memphis, is operated by the Memphis Park Services Department.

The Tigers inaugurated the stadium in the fall of 1965 and in 49 years, have compiled a 148-140-7 record in the Liberty Bowl. The stadium features an AstroTurf® playing surface, spacious locker rooms and a four-level press box which features a VIP stadium club. The playing surface, which had been natural grass through the 2004 season, was replaced with a FieldTurf surface prior to the 2005 campaign. For the 2012 season, the surface changed to AstroTurf®, a surface used in several FBS collegiate and NFL stadiums. The field surface upgrade was part of major renovations to the stadium for 2012.

The centerpiece of the 2012 renovations at Liberty Bowl Memorial Stadium was a \$2.5 million video scoreboard and sound system. A generous donation provided by Fed Ex to the U of M paved the way for the video board/sound system upgrades.

The south end zone features a 98x48-foot, state-of-the-art video board with a sound system located on the sides of the structure. The speakers and cap/crown of the scoreboard makes the structure's actual size grow to 106 feet by 58 feet. According to available statistics, the board is one of the top-10 largest video boards in the nation.

In 2012, the north end zone was updated with an LED board that is 38x10 feet in size.

In addition to the \$850,000 FieldTurf playing surface for the 2005 season, the Liberty Bowl underwent several aesthetic changes the last six years (2005-11) that made the stadium look more like the "Home of the Tigers."

Prior to the start of the 2006 season, Jim McDonald of McDonald Outdoor provided several large photo wraps on the walls of the stadium's entrances to welcome Tigers fans. Graphics wraps were unveiled around the stadium's interior in 2008, and a face-lift project for the stadium's restrooms on the lower concourse was completed prior to the start of the season.

A major renovation project took place at the Liberty Bowl prior to the start of the 2009 season when the Tigers and visitors' locker rooms both

underwent makeovers. The most notable change was the separation of the two locker rooms in the north tunnel. The Tigers' locker room remained in the north tunnel, while the visitors' locker room moved to the stadium's south tunnel.

Renovations in both 2009 and 2013 have brought the stadium into compliance with ADA specifications. The two separate renovations lowered the stadium's capacity from 62,380 to 59,308.

In the spring of 2010, the Memphis City Council approved a \$15.7 million capital improvements budget to upgrade the grounds surrounding the Liberty Bowl. Included in the renovations was the construction of a grand entrance off East Parkway which City Council approved naming "Tiger Lane" in honor of the facility's longest tenant — the University of Memphis. "Tiger Lane" officially opened Sept. 18, 2010, when Memphis hosted Middle Tennessee.

Prior to the recent upgrades in the 2000s, the previous major renovation came in 1987 to a tune of \$19.5 million. Included in the 1987 facelift were the addition of the sky-suites located on the east side of the stadium, approximately 12,000 seats in the stands and a stadium club to accommodate donors. Other areas of the stadium also were vastly improved, including the lighting system, playing surface, handicap seating area, concession stands and restroom facilities.

In December of 1983, city of Memphis officials named the playing surface Rex Dockery Field in honor of the late Tigers coach who was killed in a plane crash.

The stadium also hosts the annual AutoZone Liberty Bowl Game, as well as the Southern Heritage Classic. In spring of 2011, the world-renowned 'Memphis In May' BBQ Contest was moved to "Tiger Lane" from Tom Lee Park on the Mississippi River as a result of flooding in that area.

Throughout the 49-year history, several professional teams have called the Liberty Bowl home. In 1974, the Grizzlies of the World Football League played their only season in Memphis. From 1978-80, the stadium hosted the Memphis Rogues of the North American Soccer League, and later in 1984-85, the Showboats of the U.S. Football League (USFL). Three other professional football organizations spent one season in the Liberty Bowl, including the XFL's Memphis Maniax (2001), the NFL's Tennessee Oilers (1997) and the CFL's Memphis Mad Dogs (1995).



MEMPHIS TIGERS NUMERICAL ROSTER

No.	Name	Pos.	Ht.	Wt.	Cl./Exp.	Hometown/Last School	No.	Name	Pos.	Ht.	Wt.	Cl./Exp.	Hometown/Last School
2	Joe Craig	WR	5-11	175	RS Sr./1L	Gaffney, S.C./Copiah-Lincoln CC	44	Ryan Coleman	LB	6-3	220	RS Sr./1L	Rialto, Calif./Riverside CC
3	Anthony Miller	WR	5-11	190	RS Fr./SQ	Lakeland, Tenn./Christian Brothers HS	45	Noah Robinson	LB	6-4	235	Fr./HS	Worcester, Mass./Atlanta Sports Acad.
4	Robert Davis	RB	5-9	175	RS Fr./SQ	Tampa, Fla./Carrollwood Day HS	46	Jake Elliott	PK	5-10	165	So./1L	Western Springs, Ill./Lyons Township HS
5	Mose Frazier	WR	5-11	185	RS Jr./1L	Memphis, Tenn./Whitehaven HS	46	Vincent Wilkerson	WR	5-11	180	Fr./HS	Mequon, Wisc./Homestead HS
6	Genard Avery	LB	6-1	245	Fr./HS	Grenada, Miss./Grenada HS	47	Devonte Howard	WR	5-9	165	Fr./HS	Bryant, Ark./Bryant HS
7	Curtis Akins	LB	6-2	210	Fr./HS	Byhalia, Miss./Byhalia HS	47	Nick Jacobs	P	6-1	190	Fr./HS	Melbourne, Australia/Brighton Grammar
7	Keiwone Malone	WR	5-11	155	RS Sr./3L	Memphis, Tenn./Mitchell HS/Alabama	48	Ernest Suttles	DE	6-5	250	RS Fr./SQ	Tampa, Fla./Gaither HS
8	Greg McKillion	WR	6-5	225	So./TR	Blytheville, Ark./BHS/Independence CC	49	Charles Harris	LB	6-2	243	Sr./3L	Memphis, Tenn./Whitehaven HS
9	Jamil Collins	DB	5-11	170	RS Fr./SQ	Olive Branch, Miss./Olive Branch HS	50	Lenard Harden	LB	5-11	195	So./1L	Memphis, Tenn./Ridgeway HS
10	Clay Holgorsen	QB	6-1	190	Fr./HS	Katy, Texas/James E. Taylor HS	51	Jace Neville	OL	6-6	275	Fr./HS	Columbia, Mo./Rock Bridge HS
10	Dontrell Nelson	DB	6-1	170	So./1L	Olive Branch, Miss./Olive Branch HS	52	Sam Billings	LS	6-0	210	RS Jr./1L	Memphis, Tenn./First Assembly Christian
11	Sam Craft	ATH	6-0	210	So./1L	Memphis, Tenn./Olive Branch HS	53	Leonard Pegues	LB	5-11	240	Jr./2L	Olive Branch, Miss./Olive Branch HS
12	Chauncey Lanier	DB	5-10	183	RS So./1L	Davie, Fla./Nova HS	54	Al Bond	OL	6-4	305	RS Sr./3L	Memphis, Tenn./Southwind HS
12	Paxton Lynch	QB	6-7	230	RS So./1L	Deltona, Fla./Trinity Christian Academy	55	Christian Johnson	DE	6-5	245	RS Fr./SQ	Memphis, Tenn./Southwind HS
13	Tank Jakes	LB	5-11	227	Sr./2L	Phenix City, Ala./Central HS/Holmes CC	56	Terry Redden	DL	6-2	281	Sr./3L	Memphis, Tenn./Whitehaven HS
14	Latarius Brady	DE	6-2	275	RS So./1L	Memphis, Tenn./East HS	57	Alexander Karr	OL	6-5	280	RS Fr./SQ	Bartlett, Tenn./Christian Brothers HS
14	Mike Weed	QB	6-1	220	RS Jr./SQ	Clermont, Fla./Reedley College	58	Donald Pennington	DL	6-2	295	RS So./1L	Amite, La./Amite HS
15	Fritz Etienne	DB	6-2	210	RS Sr./1L	Miami, Fla./Coffeyville CC	58	Nick Thomas	OL	6-2	280	Fr./HS	Bartlett, Tenn./Bartlett HS
15	Jason Stewart	QB	6-3	205	Jr./TR	Alexandria, Va./Fort Scott CC	59	McKenzie Hill	DE	6-3	230	Fr./HS	Memphis, Tenn./Evangelical Christian
16	BJ Nagle	QB	6-3	220	Fr./HS	Louisville, Ky./Briarcrest Christian HS	61	Christos Aloizos	OL	6-4	295	RS So./SQ	Ardsey, N.Y./Western Illinois
16	Wynton McManis	LB	6-1	225	Jr./2L	Olive Branch, Miss./Olive Branch HS	62	Jordan Whittington	LB	6-1	202	RS Fr./SQ	Lakeland, Tenn./St. Benedict at Auburndale
17	Chris Morley	DB	5-11	192	RS So./1L	Plantation, Fla./South Plantation HS	63	Tyler Whelton	OL	6-3	310	Jr./TR	Great Bend, Kan./Great Bend HS/Butler CC
17	Brayden Scott	QB	6-3	205	RS Fr./SQ	Tulsa, Okla./Sequoyah HS	64	Zach Collins	OL	6-4	285	RS Fr./SQ	Memphis, Tenn./Harding Academy
18	Roderick Proctor	WR	5-11	165	Fr./HS	Orlando, Fla./Dr. Phillips HS	65	Christopher Roberson	OL	6-7	325	RS So./1L	Memphis, Tenn./Central Baptist School
21	Bobby McCain	DB	5-11	195	Sr./3L	Oxford, Ala./Oxford HS	66	Tony Mays II	OL	6-4	305	RS So./1L	Memphis, Tenn./Whitehaven HS
22	Doroland Dorceus	RB	5-10	205	So./1L	New Orleans, La./Spring (Texas) HS	67	Sam Thomas	OL	6-2	285	RS So./1L	Memphis, Tenn./Christian Brothers HS
23	B.J. Ross	DB	5-9	175	So./1L	Melbourne, Fla./Palm Bay HS	68	Chase Johnson	OL	6-4	250	Fr./HS	Olive Branch, Miss./Olive Branch HS
24	Tearris Wallace	RB	5-10	215	RS Fr./SQ	Bentonville, Ark./Bentonville HS	69	Tyler Jones	OL	6-5	290	Fr./HS	Albertville, Ala./Albertville HS
25	Jarvis Cooper	RB	6-1	250	Fr./HS	West Memphis, Ark./West Memphis HS	69	Larry Lawrence	DL	5-11	255	RS Sr./SQ	Baltimore, Md./Hudson Valley CC
26	Chris Fox	DB	5-10	175	RS Jr./TR	Yazoo City, Miss./NW Mississippi CC	70	Micah Simmons	OL	6-3	295	Jr./2L	Lindale, Texas/Lindale HS
26	Carlos Williams	RB	5-11	180	RS Fr./HS	Covington, Tenn./Covington HS	71	Gabe Kuhn	OL	6-4	290	RS Fr./SQ	Wildwood, Mo./Lafayette HS
27	Dion Witty	DB	5-10	190	Jr./2L	Coral Springs, Fla./Coral Springs HS	75	Michael Stannard	OL	6-2	280	RS So./1L	Columbia, Mo./Rock Bridge HS
28	Andrew Gaines	DB	5-11	177	Sr./2L	Houston, Texas/Blinn College	76	Patrick Winfield	OL	6-5	280	RS Fr./SQ	League City, Texas/Clear Springs HS
29	Derek Howard	LB	6-2	208	Sr./3L	Killona, La./Hahnville HS	77	Taylor Fallin	OL	6-6	325	RS Jr./2L	Bowie, Md./Hargrave Military Academy
30	Alex Huggins	RB	6-1	197	RS So./HS	Memphis, Tenn./Briarcrest HS	79	Nykiren Wellington	OL	6-7	305	Sr./1L	San Antonio, Texas/Trinity Valley CC
30	Shareef White	LB	6-1	226	Fr./HS	Grenada, Miss./Grenada HS	80	Daniel Montiel	TE	6-3	235	RS So./1L	Arlington, Texas/Arlington HS
31	Anthony Young	DB	6-0	195	RS Fr./SQ	Memphis, Tenn./White Station HS	81	Kyle Wilson	WR	6-4	190	RS Fr./SQ	Tyrone, Ga./Sandy Creek HS
32	Lekeron Garcia	WR	5-10	180	Fr./HS	Millington, Tenn./Millington Central HS	82	Adrian Henderson	WR	6-0	196	Sr./1L	Belton, Texas/Trinity Valley CC
32	DaShaughn Terry	CB	6-0	180	So./TR	Blue Springs, Mo./Iowa Western JC	83	Daniel Hurd	WR	6-2	215	RS So./1L	Memphis, Tenn./Woddale HS
33	Phillip Sumpter	DB	5-11	195	RS Fr./SQ	Edmond, Okla./Santa Fe HS	84	Robby Young	TE	6-4	255	RS Fr./SQ	Germantown, Tenn./Christian Brothers HS
34	Jackson Dillon	LB	6-6	230	So./1L	Ringling, Okla./Ringling HS	86	Chris Jenkins	DL	6-0	280	RS Jr./SQ	Thornton, Ark./Bearden HS
35	Evan Michael	P	6-1	230	RS Fr./SQ	Germantown, Tenn./Christian Brothers HS	87	Tevin Jones	WR	6-2	218	RS Jr./2L	League City, Texas/Clear Creek HS
36	Josh Hall	WR	5-9	180	RS So./SQ	Bartlett, Tenn./Bartlett HS/Ole Miss	88	Drew Bishop	WR	6-0	185	RS So./1L	Memphis, Tenn./St. George's Ind. School
36	Spencer Smith	PK/P	6-1	175	RS Fr./SQ	Newnan, Ga./East Coweta HS	89	Phil Mayhue	WR	6-3	205	Fr./HS	Atco, N.J./Atlanta Sports Academy
36	Bobby Young	DB	6-2	185	Fr./HS	Suwanee, Ga./North Gwinnett HS	90	Gus Gran	TE	6-3	225	Fr./HS	Eads, Tenn./Briarcrest Christian HS
37	Bakari Hollier	DB	5-10	200	Sr./3L	Lafayette, La./Acadiana HS	91	Ricky Hunter	DL	6-3	275	RS Jr./2L	Auburn, Ala./Loachapoka HS
38	Brandon Hayes	RB	5-8	198	RS Sr./2L	Chicago, Ill./Scottsdale CC	92	Melvin Jones	DE	6-1	265	RS Sr./2L	Riverside, Calif./Bolton HS
39	Reggis Ball	DB	5-11	210	RS Jr./2L	Stone Mountain, Ga./Stephenson HS	93	Cortez Crosby	DL	6-1	275	RS Fr./SQ	Commerce, Texas/Commerce HS
40	Alan Cross	TE	6-1	245	RS Jr./2L	Millington, Tenn./Millington HS	94	Isadore Outing	DE	6-4	255	Fr./HS	Houston, Texas/Spring Dekaney HS
41	Isaiah Farris	WR	5-9	166	RS Jr./SQ	Memphis, Tenn./Overton HS/Murray St.	97	Martin Ifedi	DE	6-3	275	RS Sr./3L	Houston, Texas/Westside HS
41	Trevor Morgan	LS	6-1	210	So./1L	Fayetteville, Ga./Whitewater HS	99	Kendrick Golden	LB	6-4	220	RS Sr./3L	Memphis, Tenn./Southwind HS
42	Tyler Kolodny	TE	6-3	235	So./TR	Woodland Hills, Calif./LA Pierce College							



MEMPHIS TIGERS ALPHABETICAL ROSTER

No.	Name	Pos.	Ht.	Wt.	Cl./Exp.	Hometown/Last School	No.	Name	Pos.	Ht.	Wt.	Cl./Exp.	Hometown/Last School
7	Curtis Akins	LB	6-2	210	Fr./HS	Byhalia, Miss./Byhalia HS	42	Tyler Kolodny	TE	6-3	235	So./TR	Woodland Hills, Calif./LA Pierce College
61	Christos Aloizos	OL	6-4	295	RS So./SQ	Ardsley, N.Y./Western Illinois	71	Gabe Kuhn	OL	6-4	290	RS Fr./SQ	Wildwood, Mo./Lafayette HS
6	Genard Avery	LB	6-1	245	Fr./HS	Grenada, Miss./Grenada HS	62	Chauncey Lanier	DB	5-10	183	RS So./1L	Davie, Fla./Nova HS
39	Reggis Ball	DB	5-11	210	RS Jr./2L	Stone Mountain, Ga./Stephenson HS	19	Larry Lawrence	DL	5-11	255	RS Sr./SQ	Baltimore, Md./Hudson Valley CC
52	Sam Billings	LS	6-0	210	RS Jr./1L	Memphis, Tenn./First Assembly Christian	12	Paxton Lynch	QB	6-7	230	RS So./1L	Deltona, Fla./Trinity Christian Academy
88	Drew Bishop	WR	6-0	185	RS So./1L	Memphis, Tenn./St. George's Ind. School	7	Keiwone Malone	WR	5-11	155	RS Sr./3L	Memphis, Tenn./Mitchell HS/Alabama
54	Al Bond	OL	6-4	305	RS Sr./3L	Memphis, Tenn./Southwind HS	89	Phil Mayhue	WR	6-3	205	Fr./HS	Atco, N.J./Atlanta Sports Academy
14	Latarius Brady	DE	6-2	275	RS So./1L	Memphis, Tenn./East HS	66	Tony Mays II	OL	6-4	305	RS So./1L	Memphis, Tenn./Whitehaven HS
44	Ryan Coleman	LB	6-3	220	RS Sr./1L	Rialto, Calif./Riverside CC	21	Bobby McCain	DB	5-11	195	Sr./3L	Oxford, Ala./Oxford HS
9	Jamil Collins	DB	5-11	170	RS Fr./SQ	Olive Branch, Miss./Olive Branch HS	8	Greg McKillion	WR	6-5	225	So./TR	Blytheville, Ark./BHS/Independence CC
64	Zach Collins	OL	6-4	285	RS Fr./SQ	Memphis, Tenn./Harding Academy	16	Wynton McManis	LB	6-1	225	Jr./2L	Olive Branch, Miss./Olive Branch HS
25	Jarvis Cooper	RB	6-1	250	Fr./HS	West Memphis, Ark./West Memphis HS	35	Evan Michael	P	6-1	230	RS Fr./SQ	Germantown, Tenn./Christian Brothers HS
11	Sam Craft	ATH	6-0	210	So./1L	Memphis, Tenn./Olive Branch HS	3	Anthony Miller	WR	5-11	190	RS Fr./SQ	Lakeland, Tenn./Christian Brothers HS
2	Joe Craig	WR	5-11	175	RS Sr./1L	Gaffney, S.C./Copiah-Lincoln CC	80	Daniel Montiel	TE	6-3	235	RS So./1L	Arlington, Texas/Arlington HS
93	Cortez Crosby	DL	6-1	275	RS Fr./SQ	Commerce, Texas/Commerce HS	41	Trevor Morgan	LS	6-1	210	So./1L	Fayetteville, Ga./Whitewater HS
40	Alan Cross	TE	6-1	245	RS Jr./2L	Millington, Tenn./Millington HS	17	Chris Morley	DB	5-11	192	RS So./1L	Plantation, Fla./South Plantation HS
4	Robert Davis	RB	5-9	175	RS Fr./SQ	Tampa, Fla./Carrollwood Day HS	16	BJ Nagle	QB	6-3	220	Fr./HS	Louisville, Ky./Briarcrest Christian HS
34	Jackson Dillon	LB	6-6	230	So./1L	Ringling, Okla./Ringling HS	10	Dontrell Nelson	DB	6-1	170	So./1L	Olive Branch, Miss./Olive Branch HS
22	Doroland Dorceus	RB	5-10	205	So./1L	New Orleans, La./Spring (Texas) HS	51	Jace Neville	OL	6-6	275	Fr./HS	Columbia, Mo./Rock Bridge HS
46	Jake Elliott	PK	5-10	165	So./1L	Western Springs, Ill./Lyons Township HS	94	Isadore Outing	DE	6-4	255	Fr./HS	Houston, Texas/Spring Dekaney HS
15	Fritz Etienne	DB	6-2	210	RS Sr./1L	Miami, Fla./Coffeyville CC	53	Leonard Pegues	LB	5-11	240	Jr./2L	Olive Branch, Miss./Olive Branch HS
5	Mose Frazier	WR	5-11	185	RS Jr./1L	Memphis, Tenn./Whitehaven HS	58	Donald Pennington	DL	6-2	295	RS So./1L	Amite, La./Amite HS
77	Taylor Fallin	OL	6-6	325	RS Jr./2L	Bowie, Md./Hargrave Military Academy	18	Roderick Proctor	WR	5-11	165	Fr./HS	Orlando, Fla./Dr. Phillips HS
41	Isaiah Farris	WR	5-9	166	RS Jr./SQ	Memphis, Tenn./Overton HS/Murray St.	56	Terry Redden	DL	6-2	281	Sr./3L	Memphis, Tenn./Whitehaven HS
26	Chris Fox	DB	5-10	175	RS Jr./TR	Yazoo City, Miss./NW Mississippi CC	65	Christopher Roberson	OL	6-7	325	RS So./1L	Memphis, Tenn./Central Baptist School
28	Andrew Gaines	DB	5-11	177	Sr./2L	Houston, Texas/Blinn College	45	Noah Robinson	LB	6-4	235	Fr./HS	Worcester, Mass./Atlanta Sports Acad.
99	Kendrick Golden	LB	6-4	220	RS Sr./3L	Memphis, Tenn./Southwind HS	23	B.J. Ross	DB	5-9	175	So./1L	Melbourne, Fla./Palm Bay HS
32	Lekeron Garcia	WR	5-10	180	Fr./HS	Millington, Tenn./Millington Central HS	17	Brayden Scott	QB	6-3	205	RS Fr./SQ	Tulsa, Okla./Sequoyah HS
90	Gus Gran	TE	6-3	225	Fr./HS	Eads, Tenn./Briarcrest Christian HS	70	Micha Simmons	OL	6-3	295	Jr./2L	Lindale, Texas/Lindale HS
36	Josh Hall	WR	5-9	180	RS So./SQ	Bartlett, Tenn./Bartlett HS/Ole Miss	36	Spencer Smith	PK/P	6-1	175	RS Fr./SQ	Newnan, Ga./East Coweta HS
50	Lenard Harden	LB	5-11	195	So./1L	Memphis, Tenn./Ridgeway HS	75	Michael Stannard	OL	6-2	280	RS So./1L	Columbia, Mo./Rock Bridge HS
49	Charles Harris	LB	6-2	243	Sr./3L	Memphis, Tenn./Whitehaven HS	15	Jason Stewart	QB	6-3	205	Jr./TR	Alexandria, Va./Fort Scott CC
38	Brandon Hayes	RB	5-8	198	RS Sr./2L	Chicago, Ill./Scottsdale CC	33	Phillip Sumpter	DB	5-11	195	RS Fr./SQ	Edmond, Okla./Santa Fe HS
59	McKenzie Hill	DE	6-3	230	Fr./HS	Memphis, Tenn./Evangelical Christian	48	Ernest Suttles	DE	6-5	250	RS Fr./SQ	Tampa, Fla./Gaither HS
82	Adrian Henderson	WR	6-0	196	Sr./1L	Belton, Texas/Trinity Valley CC	32	DaShaughn Terry	CB	6-0	180	So./TR	Blue Springs, Mo./Iowa Western JC
10	Clay Holgorsen	QB	6-1	190	Fr./HS	Katy, Texas/James E. Taylor HS	58	Nick Thomas	OL	6-2	280	Fr./HS	Bartlett, Tenn./Bartlett HS
37	Bakari Hollier	DB	5-10	200	Sr./3L	Lafayette, La./Acadiana HS	67	Sam Thomas	OL	6-2	285	RS So./1L	Memphis, Tenn./Christian Brothers HS
29	Derek Howard	LB	6-2	208	Sr./3L	Killona, La./Hahnville HS	63	Tyler Uselton	OL	6-3	310	Jr./TR	Great Bend, Kan./Great Bend HS/Butler CC
47	Devonte Howard	WR	5-9	165	Fr./HS	Bryant, Ark./Bryant HS	24	Tearris Wallace	RB	5-10	215	RS Fr./SQ	Bentonville, Ark./Bentonville HS
30	Alex Huggins	RB	6-1	197	RS So./HS	Memphis, Tenn./Briarcrest HS	14	Mike Weed	QB	6-1	220	RS Jr./SQ	Clermont, Fla./Reedley College
91	Ricky Hunter	DL	6-3	275	RS Jr./2L	Auburn, Ala./Loachapoka HS	79	Nykiren Wellington	OL	6-7	305	Sr./1L	San Antonio, Texas/Trinity Valley CC
83	Daniel Hurd	WR	6-2	215	RS So./1L	Memphis, Tenn./Woddale HS	30	Shareef White	LB	6-1	226	Fr./HS	Grenada, Miss./Grenada HS
97	Martin Ifedi	DE	6-3	275	RS Sr./3L	Houston, Texas/Westside HS	62	Jordan Whittington	LB	6-1	202	RS Fr./SQ	Lakeland, Tenn./St. Benedict at Auburndale
47	Nick Jacobs	P	6-1	190	Fr./HS	Melbourne, Australia/Brighton Grammar	46	Vincent Wilkerson	WR	5-11	180	Fr./HS	Mequon, Wisc./Homestead HS
13	Tank Jakes	LB	5-11	227	Sr./2L	Phenix City, Ala./Central HS/Holmes CC	26	Carlos Williams	RB	5-11	180	RS Fr./HS	Covington, Tenn./Covington HS
86	Chris Jenkins	DL	6-0	280	RS Jr./SQ	Thornton, Ark./Bearden HS	81	Kyle Wilson	WR	6-4	190	RS Fr./SQ	Tyrone, Ga./Sandy Creek HS
68	Chase Johnson	OL	6-4	250	Fr./HS	Olive Branch, Miss./Olive Branch HS	76	Patrick Winfield	OL	6-5	280	RS Fr./SQ	League City, Texas/Clear Springs HS
55	Christian Johnson	DE	6-5	245	RS Fr./SQ	Memphis, Tenn./Southwind HS	27	Dion Witty	DB	5-10	190	Jr./2L	Coral Springs, Fla./Coral Springs HS
92	Melvin Jones	DE	6-1	265	RS Sr./2L	Riverside, Calif./Bolton HS	31	Anthony Young	DB	6-0	195	RS Fr./SQ	Memphis, Tenn./White Station HS
87	Tevin Jones	WR	6-2	218	RS Jr./2L	League City, Texas/Clear Creek HS	36	Bobby Young	DB	6-2	185	Fr./HS	Suwanee, Ga./North Gwinnett HS
69	Tyler Jones	OL	6-5	290	Fr./HS	Albertville, Ala./Albertville HS	84	Robby Young	TE	6-4	255	RS Fr./SQ	Germantown, Tenn./Christian Brothers HS
57	Alexander Karr	OL	6-5	280	RS Fr./SQ	Bartlett, Tenn./Christian Brothers HS							



CAREER STATS & BESTS

DAVIS' GAME-BY-GAME RECEIVING

Table with columns: Date, Opponent, No, Yds, Avg, TDs, LG. Rows include 9/27/14* Ole Miss, 10/4/14 Cincinnati, 10/11/14 Houston, 10/25/14 SMU, 10/31/14 Tulsa, 11/7/14 Temple, 11/15/14 Tulane, 11/22/14 USF, 11/29/14 UConn.

#34 LINEBACKER JACKSON DILLON. SOPHOMORE • 1L. 6-6 • 230. RINGLING, OKLA. RINGLING HS. MAJOR: UNDECLARED.

SEASON HIGHLIGHTS

Started 11 games of the regular season making 32 tackles and 25 solo stops and recorded at least one tackle in every game ... Blocked a kick against Tulsa on Oct. 31 ... Made six TFL and 1.5 sacks ... Forced a fumble against USF on Nov. 22 ... Season-high five tackles against UCLA including two TFL and a sack ... Tied a season-high with two tackles for loss against Houston.

DILLON'S CAREER DEFENSIVE STATISTICS

Table with columns: YR, G/S, UT, AT, TOT, PD, FR, FF, TFL, SK, INT. Total row: 24/19 45 16 61 3 0-0 1 11.5-39 2.5-9 0-0.

DILLON'S CAREER HIGHS

Table with columns: Category, Value. Includes Tackles (8, Cincinnati, Oct 30, 2013), Tackles for Loss (2 (3x), Houston, Oct 11, 2014), Sacks (1 (2x), UCLA, Sep 6, 2014), Pass Breakups (1 (3x), SMU, Oct 25, 2014), Blocked Kick (1 (2x), Tulsa (FG), Oct 31, 2014), Force Fumbles (1, USF, Nov 22, 2014).

DILLON'S GAME-BY-GAME DEFENSE

Table with columns: Date, Opponent, UT, AT, TT, TFL, SK, FF, PB, INT. Rows include 9/7/13 Duke, 9/14/13 MTSU, 9/21/13 Arkansas State, 10/5/13 UCF, 10/12/13* Houston, 10/19/13* SMU, 10/30/13* Cincinnati, 11/9/13* UT Martin, 11/16/13* USF, 11/23/13* Louisville, 11/30/13* Temple, 12/7/13* UConn, 8/30/14* Austin Peay, 9/6/14* UCLA, 9/20/14* MTSU, 9/27/14 Ole Miss, 10/4/14* Cincinnati, 10/11/14* Houston, 10/25/14* SMU, 10/31/14* Tulsa, 11/7/14* Temple, 11/15/14* Tulane, 11/22/14* USF, 11/29/14* UConn.

#22 RUNNING BACK DOROLAND DORCEUS. SOPHOMORE • 1L. 5-10 • 205. NEW ORLEANS, LA. SPRING (TEXAS) HS. MAJOR: MANAGEMENT.

SEASON HIGHLIGHTS

Participated in four games for the Tigers ... Rushed for 237 yards in four games, averaging 5.2 yards per carry and 59.3 yards per game and four touchdowns before enduring a season ending injury ... Notched a career high 91 offensive yards against MTSU.

DORCEUS' CAREER RUSHING STATISTICS

Table with columns: YR, G/S, NO, YDS, AVG/C, TDs, LG, AVG/G. Total row: 13/1 76 410 5.4 4 40 31.2.

DORCEUS' CAREER HIGHS

Table with columns: Category, Value. Includes Rush Attempts (15, MTSU, Sep 20, 2014), Rush Yards (91, MTSU, Sep 20, 2014 (15 rush)), Long Rush (40, at UCLA, Sep 6, 2014), Total Offense Attempts (15, MTSU, Sep 20, 2014), Total Offense Yards (91, MTSU, Sep 20, 2014), All-Purpose Yards (91, MTSU, Sep 20, 2014), Rushing Touchdowns (2, vs Austin Peay, Aug 30, 2014).

DORCEUS' GAME-BY-GAME RUSHING

Table with columns: Date, Opponent, No, Yds, Avg, TDs, LG. Rows include 9/7/13 Duke, 9/14/13 MTSU, 9/21/13 Arkansas State, 10/5/13 UCF, 10/12/13 Houston, 10/19/13 SMU, 10/30/13 Cincinnati, 11/9/13 UT Martin, 11/16/13* USF, 11/23/13 Louisville, 11/30/13 Temple, 12/7/13 UConn, 8/30/14 Austin Peay, 9/6/14 UCLA, 9/20/14 MTSU, 9/27/14 Ole Miss, 10/4/14 Cincinnati, 10/11/14 Houston, 10/25/14 SMU, 10/31/14 Tulsa, 11/7/14 Temple, 11/15/14 Tulane, 11/22/14 USF, 11/29/14 UConn.

#46 PLACE-KICKER JAKE ELLIOTT. SOPHOMORE • 1L. 5-10 • 165. WESTERN SPRINGS, ILL. LYONS TOWNSHIP HS. MAJOR: UNDECLARED.

SEASON HIGHLIGHTS

Named The American Special Teams Player of the Year and first-team all-conference ... Third player in program history to earn special teams player of the year joining place-kicker Stephen Gostkowski (C-USA, 2005) and punter Tom Hornsey (The American, 2013) ... Connected on 50-of-50 extra points and went 19-of-29 on field goals with a long of 53 ... Leading scorer in the American Athletic Conference at 8.9 points per game ... Went 9-for-9 on kicks inside the 30 and 14-of-15 from inside the 40 ... Made a season-high four field goals against Tulsa, going 4-for-5 with a long of 53 ... Allowed only 25 kickoff returns this year on 79 attempts with 49 touchbacks ... 74 straight extra points made dating back to last season ... Top of the conference in field goals and field goal percentage at 65.5%.

ELLIOTT'S CAREER SCORING STATISTICS

Table with columns: YR, G, PAT, FGM-FGA, PTS, AVG/G. Total row: 24 74-74 35-47 179 7.5.

ELLIOTT'S CAREER FIELD GOAL STATISTICS

Table with columns: YR, FGM-FGA, LG, PCT, 1-19, 20-29, 30-39, 40-49, 50-99. Total row: 35-47 56 .745 2-2 13-13 8-10 7-13 5-9.

ELLIOTT'S CAREER KICKOFF STATISTICS

Table with columns: YR, G, NO, RET, YDS, AVG, TB, OB, FC, OSK. Total row: 24 129 53 8,158 63.2 70 5 0 2.

ELLIOTT'S CAREER HIGHS

Table with columns: Category, Value. Includes Points Scored (16, Tulsa, Oct 31, 2014), Kick PATs (9, Austin Peay, Aug 30, 2014), Points by Kicking (16, Tulsa, Oct 31, 2014), Field Goals Made (5, at Houston, Oct 12, 2013), Field Goal Attempts (5 (2x), Tulsa, Oct 31, 2014), Longest Field Goal (56, at USF, Nov 16, 2013), Tackles (3, at Houston, Oct 12, 2013).

ELLIOTT'S GAME-BY-GAME KICKING

Table with columns: Date, Opponent, FG, LG, PAT, PTS, KO, AVG, TB, OB. Rows include 9/7/13 Duke, 9/14/13 MTSU, 9/21/13 Arkansas State, 10/5/13 UCF, 10/12/13 Houston, 10/19/13 SMU, 10/30/13 Cincinnati, 11/9/13 UT Martin, 11/16/13 USF, 11/23/13 Louisville, 11/30/13 Temple, 12/7/13 UConn, 8/30/14 Austin Peay, 9/6/14 UCLA, 9/20/14 MTSU, 9/27/14 Ole Miss, 10/4/14 Cincinnati, 10/11/14 Houston, 10/25/14 SMU, 10/31/14 Tulsa, 11/7/14 Temple, 11/15/14 Tulane, 11/22/14 USF, 11/29/14 UConn.



CAREER STATS & BESTS

#21 DEFENSIVE BACK BOBBY McCAIN SENIOR • 3L 5-11 • 195 OXFORD, ALA. OXFORD HS MAJOR: SPORTS MANAGEMENT

SEASON HIGHLIGHTS

A first-team all-conference selection at cornerback, he started and played in all 12 games this season ... Had 43 total tackles, 37 unassisted, with four interceptions, two fumble recoveries and a tackle for loss ... Was part of a cornerback squad that helped Memphis become the No. 3 team in the conference in pass defense efficiency ... Started off strong with an interception against Austin Peay ... Against MTSU he had a pass broken up, and also scooped up a fumble and took it 59 yards back for the score ... Had a big game against Ole Miss, picking Bo Wallace off twice, while also breaking up a pass and making three tackles, helping to keep the Tigers within striking distance for most of the game ... Made seven tackles twice, once against Tulsa and the other Tulane ... Had his second defensive touchdown against Tulane when he intercepted the quarterback and took it back 15 yards for the score ... As a kick returner, was one of the best in the conference ... His 40.5 kick return average against Cincinnati was the tops in the conference ... Only had multiple returns in three games, the most being Houston, where he had five for 121 yards.

McCain's Career Defensive Statistics table with columns: YR, G/S, UT, AT, TOT, PD, FR, FF, TFL, SK, INT

McCain's Career Kick Return Statistics table with columns: YR, G/S, NO, YDS, TDS, LG, AVG/R, AVG/G

McCain's Career Highs

McCain's Career Highs table listing various statistics and their highest values, e.g., Points Scored 6 (5x), Tulane, Nov 15, 2014

McCain's Game-By-Game Defense

McCain's Game-By-Game Defense table with columns: Date, Opponent, UT, AT, TT, TFL, SK, FF, PB, INT

McCain's Game-By-Game Defense

McCain's Game-By-Game Defense table with columns: Date, Opponent, UT, AT, TT, TFL, SK, FF, PB, INT

McCain's Game-By-Game Kick Return

McCain's Game-By-Game Kick Return table with columns: Date, Opponent, No, Yds, TD, LG, Avg

#8 WIDE RECEIVER

GREG McKILLION SOPHOMORE • TR 6-5 • 225 BLYTHEVILLE, ARK. BLYTHEVILLE HS INDEPENDENCE COMMUNITY COLLEGE MAJOR: UNDECLARED

SEASON HIGHLIGHTS

Appeared in eight games this season ... Caught one pass for eight yards, averaging 8.0 yards per carry and one yard per game ... Notched a career high of eight yards against SMU.

McKillion's Career Receiving Statistics

McKillion's Career Receiving Statistics table with columns: YR, G/S, NO, YDS, AVG/C, TDS, LG, REC/G, AVG/G

McKillion's Career Rushing Statistics

McKillion's Career Rushing Statistics table with columns: YR, G/S, NO, YDS, AVG/C, TDS, LG, AVG/G

McKillion's Career Highs

McKillion's Career Highs table listing various statistics and their highest values, e.g., Receptions 1, SMU, Oct 25, 2014

McKillion's Game-By-Game Receiving

McKillion's Game-By-Game Receiving table with columns: Date, Opponent, No, Yds, Avg, TDS, LG

McKillion's Game-By-Game Rushing

McKillion's Game-By-Game Rushing table with columns: Date, Opponent, No, Yds, Avg, TDS, LG

#16 LINEBACKER

WYNTON McMANIS JUNIOR • 2L 6-1 • 225 OLIVE BRANCH, MISS. OLIVE BRANCH HS MAJOR: MARKETING

SEASON HIGHLIGHTS

Started the first eight games before being sidelined for the final three games of the season ... Made 20 total tackles and broke up two passes while forcing and recovering a fumble ... Eight tackles against MTSU were a career-high ... Forced a fumble against Cincinnati on Oct. 4 and recovered a fumble against Houston the following week.

McManis' Career Defensive Statistics

McManis' Career Defensive Statistics table with columns: YR, G/S, UT, AT, TOT, PD, FR, FF, TFL, SK, INT

McManis' Career Highs

McManis' Career Highs table listing various statistics and their highest values, e.g., Points Scored 6 (2x), Duke, Sep 22, 2012

McManis' Game-By-Game Defense

McManis' Game-By-Game Defense table with columns: Date, Opponent, UT, AT, TT, TFL, SK, FF, PB, INT



CAREER STATS & BESTS



#65 OFFENSIVE LINE
CHRISTOPHER ROBERSON
R-SOPHOMORE • 1L
6-7 • 325
MEMPHIS, TENN.
CENTRAL BAPTIST SCHOOL
MAJOR: CRIMINAL JUSTICE

SEASON HIGHLIGHTS

Made an appearance in all 12 games for the Tigers at left tackle and on special teams ... Helped the offense average almost 200 rushing yards a game ... Member of an offensive line which blocked for redshirt senior running back Brandon Hayes, who rushed for 900 yards and currently ranks sixth all-time in rushing with 2,338 career rushing yards ... Aided in Paxton Lynch becoming the third Memphis quarterback to pass for 2,000 yards in multiple seasons ... In addition to averaging 423 yards per game, the offense accounted for over 2,300 rushing yards ... Helped Memphis offense rank first in the American Athletic Conference in Red Zone Efficiency, scoring 50 times on 53 chances (94.3 percent) ... Has worked 47 of 915 snaps in games in which he has participated ... Played a career high of 24 snaps against Austin Peay this season.

ROBERSON'S CAREER OFFENSIVE LINE STATISTICS

YR	GAMES/STARTS	PLAYS/TOTAL TEAM PLAYS
2014	12/0	47/915

ROBERSON'S CAREER HIGHS

Offensive Plays	24, vs Austin Peay, Aug 30, 2014
-----------------	----------------------------------

ROBERSON'S GAME-BY-GAME OFFENSIVE LINE

Date	Opponent	Position - Plays
8/30/14	Austin Peay	Left Tackle - 24/82
9/6/14	UCLA	Special Teams
9/20/14	MTSU	Special Teams
9/27/14	Ole Miss	Special Teams
10/4/14	Cincinnati	Left Tackle - 11/94
10/11/14	Houston	Special Teams
10/25/14	SMU	Left Tackle - 9/80
10/31/14	Tulsa	Special Teams
11/7/14	Temple	Special Teams
11/15/14	Tulane	Special Teams
11/22/14	USF	Special Teams
11/27/14	UConn	Left Tackle - 3/85



#45 LINEBACKER
NOAH ROBINSON
FRESHMAN • HS
6-4 • 235
WORCESTER, MASS.
DOHERTY HS
ATLANTA SPORTS ACADEMY
MAJOR: SPORTS MANAGEMENT

SEASON HIGHLIGHTS

Appeared in all 12 games and made a start in his freshman season ... Finished with 21 total tackles, 14 solo and seven assisted ... Had 2.5 tackles for loss ... Got his first career tackle in the season opener against Austin Peay ... A week later he had his first multi-tackle game when he brought down two Bruins unassisted ... Against Ole Miss he had four total tackles, a feat he would accomplish two more times over the season ... Had a tackle in every game except for the final two ... Earned first career start against Tulsa and would go on to have three solo tackles and an assisted tackle.

ROBERSON'S CAREER DEFENSIVE STATISTICS


YR	G/S	UT	AT	TOT	PD	FR	FF	TFL	SK	INT
2014	12/1	14	7	21	0	0-0	0	2.5-6	0-0	0-0

ROBINSON'S CAREER HIGHS

Tackles	4 (3x), Tulane, Nov 15, 2014
Tackles for Loss	1 (2x), Tulane, Nov 15, 2014

ROBINSON'S GAME-BY-GAME DEFENSE

Date	Opponent	UT	AT	TT	TFL	SK	FF	PB	INT
8/30/14	Austin Peay	0	1	1	0-0	0-0	0	0	0-0
9/6/14	UCLA	2	0	2	0-0	0-0	0	0	0-0
9/20/14	MTSU	1	0	1	0-0	0-0	0	0	0-0
9/27/14	Ole Miss	2	2	4	0-0	0-0	0	0	0-0
10/4/14	Cincinnati	0	2	2	0-0	0-0	0	0	0-0
10/11/14	Houston	0	1	1	0.5-2	0-0	0	0	0-0
10/25/14	SMU	1	0	1	0-0	0-0	0	0	0-0
10/31/14*	Tulsa	3	1	4	0-0	0-0	0	0	0-0
11/7/14	Temple	1	0	1	0-0	0-0	0	0	0-0
11/15/14	Tulane	4	0	4	1-5	0-0	0	0	0-0
11/22/14	USF	0	0	0	0-0	0-0	0	0	0-0
11/27/14	UConn	0	0	0	0-0	0-0	0	0	0-0



#23 DEFENSIVE BACK
B.J. ROSS
SOPHOMORE • 1L
5-9 • 175
MELBOURNE, FLA.
PALM BAY HS
MAJOR: UNDECLARED

SEASON HIGHLIGHTS

Appeared in 11 games and made two tackles.

ROSS' CAREER DEFENSIVE STATISTICS

YR	G/S	UT	AT	TOT	PD	FR	FF	TFL	SK	INT
2013	12/0	1	0	1	0	0-0	0	0-0	0-0	0-0
2014	11/0	0	2	2	0	0-0	0	0-0	0-0	0-0
Total	23/0	1	2	3	0	0-0	0	0-0	0-0	0-0

ROSS' CAREER HIGHS

Tackles	1 (3x), Houston, Oct 11, 2014
---------	-------------------------------



#70 OFFENSIVE LINE
MICAH SIMMONS
JUNIOR • 2L
6-3 • 295
LINDALE, TEXAS
LINDALE HS
MAJOR: HEALTH AND HUMAN PERFORMANCE

SEASON HIGHLIGHTS

Appeared in 11 games at center ... Played 40 snaps against UCLA ... Helped the Memphis offense rank first in the American Athletic Conference in Red Zone Efficiency, scoring 50 times on 53 chances ... Key cog in the offense that put up nearly 35 points and 423 yards per game ... Offensive line allowed only 15 sacks on the season.

SIMMONS' CAREER OFFENSIVE LINE STATISTICS

YR	GAMES/STARTS	PLAYS/TOTAL TEAM PLAYS
2012	12/3	284/772
2013	11/5	364/742
2014	11/0	250/915
Total	33/8	899/2,361

SIMMONS' CAREER HIGHS


Offensive Plays	84, at Marshall, Nov 3, 2012
-----------------	------------------------------

SIMMONS' GAME-BY-GAME OFFENSIVE LINE

Date	Opponent	Position - Plays
9/1/12	UT Martin	Special Teams
9/8/12	Arkansas State	Special Teams
9/15/12	Middle Tennessee	Special Teams
9/22/12	Duke	Offensive Line - 13/50
10/6/12	Rice	Special Teams
10/13/12	East Carolina	Special Teams
10/20/12	UCF	Special Teams
10/27/12	SMU	Right Guard - 39/48
11/3/12*	Marshall	Right Guard - 84/84
11/10/12*	Tulane	Right Guard - 64/64
11/17/12*	UAB	Right Guard - 32/59
11/24/12	Southern Miss	Right Guard - 52/62
9/7/13	Duke	Did Not Play
9/14/13	Middle Tennessee	Left Guard - 1/76

SIMMONS' GAME-BY-GAME OFFENSIVE LINE

Date	Opponent	Position - Plays
9/21/13	Arkansas State	Right Guard/Center - 11/71
10/5/13	UCF	Center - 1/74
10/12/13	Houston	Special Teams
10/19/13	SMU	Center - 48/76
10/30/13*	Cincinnati	Center - 61/61
11/9/13*	UT Martin	Center - 61/61
11/16/13*	USF	Center/Left Guard - 40/52 (5 C, 35 LG)
11/23/13*	Louisville	Left Guard - 58/59
11/30/13	Temple	Center - 17/62
12/7/13*	UConn	Center - 66/69
8/30/14	Austin Peay	Center - 34/82
9/6/14	UCLA	Center - 40/81
9/20/14	MTSU	Center - 18/86
9/27/14	Ole Miss	Did Not Play
10/4/14	Cincinnati	Center - 14/94
10/11/14	Houston	Center - 13/78
10/25/14	SMU	Center - 38/80
10/31/14	Tulsa	Center - 9/72
11/7/14	Temple	Center - 10/68
11/15/14	Tulane	Center - 40/65
11/22/14	USF	Did Not Play
11/29/14	UConn	Center - 3/85



#36 PUNTER/PLACE-KICKER
SPENCER SMITH
R-FRESHMAN • SQ
6-1 • 175
NEWNAN, GA.
EAST COWETA HS
MAJOR: SPORTS MANAGEMENT

SEASON HIGHLIGHTS

Played in all 12 games as a freshman punter for the Tigers and was named second team all-conference ... Was called into action 53 times over the course of the season and punted for 2,138, an average of 40.3 yards per kick ... His 51.0 average per kick against Austin Peay was his best average ... He punted nine times against Ole Miss, the most for any punter in the conference, and eight against Tulane ... Against SMU he filled in as the place kicker and knocked an extra-point through ... He took the ensuing kickoff and forced a touchback.

SMITH'S CAREER SCORING STATISTICS

YR	G	PAT	FGM-FGA	PTS	AVG/G
2014	12	1-1	0-0	1	0.1

SMITH'S CAREER PUNTING STATISTICS

YR	G	NO	YDS	AVG	LG	BL	TB	FC	50+	I20
2014	12	53	2,138	40.3	58	0	1	21	7	17

SMITH'S CAREER KICKOFF STATISTICS

YR	G	NO	RET	YDS	AVG	TB	OB	FC	OSK
2014	11	1	0	65	65.0	1	0	0	0

SMITH'S CAREER HIGHS

Points Scored	1, SMU, Oct 25, 2014
Kick PATs	1, SMU, Oct 25, 2014
Points by Kicking	1, SMU, Oct 25, 2014
Punt Attempts	9, Ole Miss, Sep 27, 2014
Punt Yards	386, Ole Miss, Sep 27, 2014
Longest Punt	58, Tulane, Nov 15, 2014

SMITH'S GAME-BY-GAME PUNTING

Date	Opponent	No	Yds	Avg	LG	TB	FC	50+	I20
8/30/14	Austin Peay	2	102	51.0	55	1	0	1	0
9/6/14	UCLA	7	276	39.4	49	0	1	0	4
9/20/14	MTSU	1	8	8.0	8	0	0	0	0
9/27/14	Ole Miss	9	386	42.9	53	0	3	2	2
10/4/14	Cincinnati	2	67	33.5	35	0	1	0	0
10/11/14	Houston	5	195	39.0	44	0	3	0	2
10/25/14	SMU	1	46	46.0	46	0	0	0	1
10/31/14	Tulsa	4	158	39.5	43	0	3	0	3
11/7/14	Temple	7	251	35.9	47	0	3	0	1
11/15/14	Tulane	8	375	46.9	58	0	5	4	3
11/22/14	USF	1	48	48.0	48	0	0	0	0
11/29/14	UConn	6	226	37.7	53	0	2	1	1



CAREER STATS & BESTS

WINFIELD'S GAME-BY-GAME OFFENSIVE LINE		
Date	Opponent	Position - Plays
8/30/14	Austin Peay	Left Guard - 20/82
9/6/14	UCLA	Left Guard - 4/81
9/20/14	MTSU	Did Not Play
9/27/14	Ole Miss	Did Not Play
10/4/14	Cincinnati	Did Not Play
10/11/14	Houston	Did Not Play
10/25/14	SMU	Left Guard - 9/80
10/31/14	Tulsa	Did Not Play
11/7/14	Temple	Did Not Play
11/15/14	Tulane	Left Guard - 3/65
11/22/14	USF	Did Not Play
11/29/14	UConn	Left Guard - 3/85



#27 DEFENSIVE BACK
DION WITTY
 JUNIOR • 2L
5-10 • 190
 CORAL SPRINGS, FLA.
 CORAL SPRINGS HS
 MAJOR: SPORTS MANAGEMENT


SEASON HIGHLIGHTS

Appeared in nine games and made the first two starts of his career his junior season at the free safety position ... Finished the season with six total tackles and two pass break-ups ... Had three solo tackles, an assisted tackle and a pass break-up against Cincinnati ... Earned first career start on the road against SMU ... Also started against the University of Tulsa and had two more solo tackles and a pass-break up.

WITTY'S CAREER DEFENSIVE STATISTICS											
YR	G/S	UT	AT	TOT	PD	FR	FF	TFL	SK	INT	
2012	7/0	1	1	2	0	0-0	0	0-0	0-0	0-0	
2013	8/0	6	4	12	2	1-0	0	0.5-1	0-0	0-0	1-22
2014	9/2	5	1	6	2	0-0	0	0-0	0-0	0-0	
Total	24/2	12	8	20	4	1-0	0	0.5-1	0-0	0-0	1-22

WITTY'S CAREER HIGHS	
Tackles	4 (2x), Cincinnati, Oct 4, 2014
Fumbles Recovered	1, Duke, Sep 7, 2013
Tackles for Loss	0.5, at Houston, Oct 12, 2013
Interceptions	1, at USF, Nov 16, 2013
Long Int Return	22, at USF, Nov 16, 2013
Pass Breakups	1 (4x), Tulsa, Oct 31, 2014

WITTY'S GAME-BY-GAME DEFENSE											
Date	Opponent	UT	AT	TT	TFL	SK	FF	PB	INT		
9/7/13	Duke	2	0	2	0-0	0-0	0	0	0	0-0	
9/14/13	MTSU	0	0	0	0-0	0-0	0	0	0	0-0	
9/21/13	Arkansas State				Did Not Play						
10/5/13	UCF	0	0	0	0-0	0-0	0	0	0	0-0	
10/12/13	Houston	1	3	4	0.5-1	0-0	0	0	0	0-0	
10/19/13	SMU	0	0	0	0-0	0-0	0	1	0	0-0	
10/30/13	Cincinnati				Did Not Play						
11/9/13	UT Martin	1	1	2	0-0	0-0	0	0	0	0-0	
11/16/13	USF	2	1	3	0-0	0-0	0	0	1	1-22	
11/23/13	Louisville				Did Not Play						
11/30/13	Temple	1	0	1	0-0	0-0	0	0	0	0-0	
12/7/13	UConn				Did Not Play						
8/30/14	Austin Peay	0	0	0	0-0	0-0	0	0	0	0-0	
9/6/14	UCLA	0	0	0	0-0	0-0	0	0	0	0-0	
9/20/14	MTSU				Did Not Play						
9/27/14	Ole Miss				Did Not Play						
10/4/14	Cincinnati	3	1	4	0-0	0-0	0	1	0	0-0	
10/11/14	Houston	0	0	0	0-0	0-0	0	0	0	0-0	
10/25/14*	SMU	0	0	0	0-0	0-0	0	0	0	0-0	
10/31/14*	Tulsa	2	0	2	0-0	0-0	0	1	0	0-0	
11/7/14	Temple	0	0	0	0-0	0-0	0	0	0	0-0	
11/15/14	Tulane	0	0	0	0-0	0-0	0	0	0	0-0	
11/22/14	USF	0	0	0	0-0	0-0	0	0	0	0-0	
11/29/14	UConn	0	0	0	0-0	0-0	0	0	0	0-0	



#31 DEFENSIVE BACK
ANTHONY YOUNG
 R-FRESHMAN • SQ
6-0 • 195
 MEMPHIS, TENN.
 WHITE STATION HS
 MAJOR: BIOLOGY


SEASON HIGHLIGHTS

Made six appearances on the season with five tackles ... Had two tackles in the season-opener against Austin Peay ... Also posted a pair of tackles against Tulane.

YOUNG'S CAREER DEFENSIVE STATISTICS											
YR	G/S	UT	AT	TOT	PD	FR	FF	TFL	SK	INT	
2014	6/0	5	0	5	0	0-0	0	0-0	0-0	0-0	

YOUNG'S CAREER HIGHS	
Tackles	2 (2x), Tulane, Nov 15, 2014

YOUNG'S GAME-BY-GAME DEFENSE											
Date	Opponent	UT	AT	TT	TFL	SK	FF	PB	INT		
8/30/14	Austin Peay	2	0	2	0-0	0-0	0	0	0	0-0	
9/6/14	UCLA	0	0	0	0-0	0-0	0	0	0	0-0	
9/20/14	MTSU	1	0	1	0-0	0-0	0	0	0	0-0	
9/27/14	Ole Miss	0	0	0	0-0	0-0	0	0	0	0-0	
10/4/14	Cincinnati				Did Not Play						
10/11/14	Houston				Did Not Play						
10/25/14	SMU				Did Not Play						
11/7/14	Temple				Did Not Play						
11/15/14	Tulane	2	0	2	0-0	0-0	0	0	0	0-0	
11/22/14	USF				Did Not Play						
11/29/14	UConn	0	0	0	0-0	0-0	0	0	0	0-0	



#84 TIGHT END
ROBBY YOUNG
 R-FRESHMAN • SQ
6-4 • 255
 GERMANTOWN, TENN.
 CHRISTIAN BROTHERS HS
 MAJOR: ECONOMICS

SEASON HIGHLIGHTS

Played nine games as a tight end for the Tigers in his freshman season ... Had a solitary catch on the season, but made it count ... One catch was against SMU was for 29 yards and a touchdown ... Played in every other game except for UCLA, Ole Miss and Houston.


YOUNG'S CAREER RECEIVING STATISTICS									
YR	G/S	NO	YDS	AVG/C	TDS	LG	REC/G	AVG/G	
2014	9/0	1	29	29.0	1	29	0.1	3.2	

YOUNG'S CAREER HIGHS	
Points Scored	6, SMU, Oct 25, 2014
Touchdowns	1, SMU, Oct 25, 2014
Receptions	1, SMU, Oct 25, 2014
Long Reception	29, SMU, Oct 25, 2014
Receiving Yards	29, SMU, Oct 25, 2014
All-Purpose Yards	29, SMU, Oct 25, 2014

YOUNG'S GAME-BY-GAME RECEIVING						
Date	Opponent	No	Yds	Avg	Tds	LG
8/30/14	Austin Peay	0	0	0.0	0	0
9/6/14	UCLA					
9/20/14	MTSU					
9/27/14	Ole Miss					
10/4/14	Cincinnati	0	0	0.0	0	0
10/11/14	Houston					
10/25/14	SMU	1	29	29.0	1	29
10/31/14	Tulsa	0	0	0.0	0	0
11/7/14	Temple	0	0	0.0	0	0
11/15/14	Tulane	0	0	0.0	0	0
11/22/14	USF	0	0	0.0	0	0
11/29/14	UConn	0	0	0.0	0	0



GAME NO. 1 - VS AUSTIN PEAY



AUSTIN PEAY 0
MEMPHIS 63
 LIBERTY BOWL MEMORIAL STADIUM
 AUGUST 30, 2014

The Memphis Tigers won a home opener for the first time since 2004 in explosive fashion, defeating Austin Peay 63-0 at the Liberty Bowl Stadium Saturday.

More than 27,000 fans were on hand as the Tigers set the fireworks off early and often. The Tigers' 63 points is the fifth most points a Memphis team has put up, and the most since a 1969 beating of Louisville.

This was also the first shutout of an opponent since 2000, when Memphis blanked the University of Louisiana at Monroe.

It was an ominous start for Austin Peay as the Governors' opening kickoff sailed out of bounds. An offside penalty was added to the initial penalty and the Tigers started their first possession at the 40-yard line.

The Tigers marched down the field in nine plays, taking up less than three minutes, capped off by a two-yard rushing touchdown from Sam Craft.

The first defensive play from the Tigers resulted in Martin Ifedi tackling the running back for a loss of two. Two plays later, Bobby McCain intercepted quarterback Trey Taylor and took it 29-yards back to the

Austin Peay 15.

An illegal block penalty looked as if it might stall Memphis' drive, but a 19-yard rush from Brandon Hayes on third and 17 kept it alive. Hayes punched it in from the 3-yard line one player later for his 12th career rushing touchdown to make it 14-0.

A quick three-and-out gave the Tigers the ball back, and they wasted no time. Paxton Lynch found Daniel Hurd on the first play for 28-yards, and the Tigers finished the 3:21 drive with Doroland Dorceus taking it in from three-yards out for his first career rushing touchdown and Memphis' third of the quarter.

The Governors made a quarterback change, bringing in Darrien Boone, but it made no difference as they failed to make a first down. However, on the subsequent drive, Lynch threw an interception at the Austin Peay's two-yard line, ensuring the Tigers would not add another seven points by the end of the quarter.

The 21 point first quarter was the most for the Tigers since UAB in 2012.

If the Governors were hoping the second quarter would bring a fresh start, they were quickly disappointed as Boone fumbled on the opening drive. Lynch took it in himself from the five-yard line four plays later to make it 28-0.

Austin Peay's offense came out for three plays and then gave it back to Memphis at the Tiger 34 via punt. The U of M engineered a 66-yard drive highlighted by a 39-yard pass from Lynch to Keiwone Malone, and finished it with Lynch's second rushing touchdown of the afternoon, this one from nine-yards out.

It wasn't until Austin Peay's sixth drive that Memphis recorded its first sack. Leonard Pegues recorded his first career sack when he got to Trey Taylor, who had re-entered the game, for a loss of 10-yards on second and 10.

After an Austin Peay punt, Lynch got his first passing touchdown of the season when he found Alan Cross for nine yards to make it 42-0. This snapped a streak of five-straight rushing touchdowns to start the game.

Austin Peay looked as if they may get something started on their next drive as they got into Memphis territory, but a 14-yard sack on third down, one that sent Boone's helmet bouncing off of the turf, ended the threat.

At the half, the Tigers held a 42-0 lead and had scored on six of their eight possessions. Memphis

amassed 329 yards, while the defense allowed only 47, which was the exact distance of Spencer Smith's lone punt in the first half.

In the second half, the Tigers picked up where they had left off. After giving up a couple of first downs, Memphis forced another punt and took over at its own 19. Nine plays and 81-yards later, Lynch connected with Mose Frazier to cap off the Tigers longest scoring drive and give Memphis a 49-0 lead. It was also the last drive in which Lynch would play.

The Tiger defense forced another three and out, and Joe Craig took the ensuing punt from his 39 all the way down to the APSU 8. One play later, Dorceus took it in and Memphis had a 56-point lead.

TEAM STATISTICS	AP	MEM
First Downs	8	28
Net Yards Rushing	34-116	55-303
Net Yards Passing	30	242
Comp-Att-Int	6-16-1	20-27-1
Total Offensive Yards	50-146	82-545
Average Gain Per Play	2.9	5.6
Fumbles: Number-Lost	2-1	4-1
Penalties: Number-Yards	9-61	6-55
Punts-Yards	11-428	2-102
Average Yards Per Punt	38.9	51.0
Net Yards Per Punt	28.7	40.0
Kickoffs-Yards	1-58	10-645
Average Yards Per Kickoff	58.0	64.5
Net Yards Per Kickoff	58.0	43.6
Punt Returns: Number-Yds-TD	1-2-0	7-112-0
Kickoff Returns: No.-Yds-TD	4-59-0	0-0-0
Interceptions: Number-Yds TD	1-0-0	1-29-0
Fumble Returns: No.-Yds-TD	0-0-0	0-0-0
Possession Time	25:47	34:13
Third-Down Conversions	1 of 13	6 of 12
Fourth-Down Conversions	0 of 0	2 of 2
Red-Zone Scores-Chances	0-0	9-10
Touchdowns	0-0	9-10
Field Goals	0-0	0-0
Sacks by: Number-Yards	0-0	2-24
Field Goals	0-0	0-0

SCORE BY QUARTER	1	2	3	4	F
Austin Peay	0	0	0	0	0
Memphis	21	21	14	7	63

SCORING SUMMARY				
Q	TIME	SCORING PLAY	V-H	
1st	12:11	MEM - Craft 2 run (Elliott kick) 9-60	2:49	0-7
	9:20	MEM - Hayes 3 run (Elliott kick) 4-15	1:45	0-14
	3:43	MEM - Dorceus 5 run (Elliott kick) 9-56	3:21	0-21
2nd	12:45	MEM - Lynch 5 run (Elliott kick) 5-24	1:39	0-28
	9:17	MEM - Lynch 9 run (Elliott kick) 7-66	2:05	0-35
	4:34	MEM - Cross 9 pass from Lynch (Elliott kick) 10-69	3:49	0-42
3rd	9:45	MEM - Frazier 17 pass from Lynch (Elliott kick) 9-81	3:13	0-49
	7:39	MEM - Dorceus 8 run (Elliott kick) 1-8	:05	0-56
4th	5:53	MEM - Cooper 6 run (Elliott kick) 4-41	2:17	0-63

INDIVIDUAL STATISTICAL LEADERS

Rushing (Att.-Yds.-TD): APSU, Roberson (8-50-0); Boone (8-30-0), Coleman (5-19-0). MEM, Cooper (8-101-1), Hayes (11-59-1), Dorceus (10-41-2), Wallace (10-41-0), Lynch (5-34-2), Craft (8-27-1).

Passing (C-A-I-Yds-TD): APSU, Taylor (4-9-1-20-0), Boone (2-7-0-10-0). MEM, Lynch (20-27-1-242-2).


Receiving (Rec.-Yds-TD): APSU, Beard 2-9-0), Boynton (1-9-0). MEM, Frazier (4-55-1), Cross 4-48-1), Jones (4-31-0), Malone (3-58-0).

Tackle Leaders (U-A-TT): APSU, Whitfield (7-2-9), Shuler (5-4-9), Stuart (6-0-6). MEM, Jakes (4-2-6), Brady (4-0-4), Gaines (3-0-3), Ball (3-0-3).

Sacks (No.-Yds): APSU, None. MEM, Suttles (1-14), Pegues (1-10).



GAME NO. 2 - AT UCLA



MEMPHIS	35
#11 UCLA	42
ROSE BOWL SEPTEMBER 6, 2014	

UCLA quarterback Brett Hundley's response to his first interception thrown this season and the resulting scoring drive he engineered helped the 11th-ranked Bruins escape Rose Bowl Stadium with a 42-35 win over the Memphis Tigers.

Memphis scored twice early in the fourth quarter, including a 17-yard interception return by Fritz Etienne to tie the game at 35. Two plays prior to Etienne taking the ball to the house for a pick-six, Memphis running back Doroland Dorceus had scored on a 40-yard run.

Dorceus' third scoring run of the season was part of a 13-carry, 86-yard career rushing night for the sophomore.

After the Tigers had scratched back into the game, Hundley and the Bruins' response to Memphis' back-to-back scores including Etienne's interception return would result in the final points of the game.

During a nine-play drive that covered 75 yards and consumed less than three minutes of playing time, Hundley ran for 14 yards, starting with an 11-yard scamper on the series' first play and he completed all five of his passing attempts culminating with a 33-

yard touchdown strike to Thomas Duarte.

Hundley would erase a holding penalty as well as a three-yard loss on a quarterback sack by Tank Jakes with a 17-yard pass to Jordan Payton and a four-yard run before Myles Jack converted a fourth-and-one from the Memphis 42. After a seven-yard completion to Devin Fuller, Hundley found Duarte open over the middle for the touchdown.

"They were playing man on the pick six and Brett didn't see the guy. He jumped it and took it in for six," said UCLA coach Jim Mora. "But what you see of good performers is when they need to come up with a drive and need to come up with a play, they do."

Saturday's game certainly turned into a track meet at times. Only two of 11 combined scoring drives consumed more than four minutes of clock - one by Memphis and one by UCLA.

Hundley completed 33-of-44 passes for 396 yards and the Bruins had 540 yards of total offense.

Memphis quarterback Paxton Lynch had a career night for the Tigers. He completed 27-of-42 passes for 305 yards and Memphis amassed 469 yards of total offense (164 rushing). Lynch's previous career best passing was 279 yards in last year's seven-point loss to UCF.

Lynch gave the Tigers a 7-6 lead with an eight-yard touchdown run in the first quarter and would cut a two-touchdown UCLA lead in half with an 18-yard touchdown pass to Brandon Hayes prior to intermission.

At times he played well, at times he didn't," Justin Fuente said of Lynch's performance. "I am proud of him. That defense will make you make mistakes. I thing operating in a great environment and playing a great defense will be beneficial to him."

With UCLA leading 42-35 in the fourth quarter, Memphis next two offensive series would stall at the UM 49 and 44. Memphis punter Spencer Smith would pin the Bruins inside the 10 after both offensive series.

UCLA's last possession began with 2:25 to play.

Paul Perkins ran for 10 yards on first down before Jakes had back-to-back tackles on rushing plays which combined for five yards. Memphis took its final two timeouts after those plays and on third down, Bakari Hollier and Kendrick Golden dropped Perkins for a two-yard loss.

Memphis would take possession at their own 42-yard line with 45 seconds to play but the clock would expire.

In addition to Dorceus' career rushing yards, Brandon Hayes had 34 yards on nine carries and five receptions for 48 yards.

Memphis' three rushing touchdowns give the Ti-

gers 12 for the season. The team had just 14 rushing touchdowns in all of 2013.

Defensively, Jakes led the Tigers with 12 total tackles including four tackles for loss. Jakes had two of the Tigers' four quarterback sacks in the game. Also with sacks were Jackson Dillon and Cortez Crosby, who now has a sack in each of his first two games.

"If you judge this team with what they showed today, it would be pretty easy to say that they are a tough group," Fuente said of his team. "They kept playing hard. We didn't always play well, but we played hard."

TEAM STATISTICS	MEM	UCLA
First Downs	24	30
Net Yards Rushing	39-164	41-144
Net Yards Passing	305	396
Comp-Att-Int	27-42-0	33-44-1
Total Offense Yards	81-469	85-540
Average Gain Per Play	5.8	6.4
Fumbles: Number-Lost	0-0	2-0
Penalties: Number-Yards	10-110	9-85
Punts-Yards	7-276	7-238
Average Yards Per Punt	39.4	34.0
Net Yards Per Punt	39.9	34.0
Kickoffs-Yards	6-387	7-432
Average Yards Per Kickoff	64.5	61.7
Net Yards Per Kickoff	40.3	41.3
Punt Returns: Number-Yds-TD	0-0-0	1-(-3)-0
Kickoff Returns: No.-Yds-TD	4-68-0	4-95-0
Interceptions: Number-Yds TD	1-17-1	0-0-0
Fumble Returns: No.-Yds-TD	0-0-0	0-0-0
Possession Time	30:05	29:55
Third-Down Conversions	6 of 16	8 of 16
Fourth-Down Conversions	1 of 1	1 of 1
Red-Zone Scores-Chances	3-3	4-4
Touchdowns	3-3	4-4
Field Goals	0-0	0-0
Sacks by: Number-Yards	4-22	1-6
Field Goals	0-1	0-0

SCORE BY QUARTER	1	2	3	4	F
Memphis	7	14	0	14	35
UCLA	13	15	7	7	42

SCORING SUMMARY				
Q	TIME	SCORING PLAY	V-H	
1st	4:17	UCLA - Perkins 17 run (kick failed) 12-71	0-6	
		3:34		
	0:25	MEM - Lynch 8 run (Elliott kick) 10-75 3:52	7-6	
	:09	UCLA - Walker 62 pass from Hundley (Fairbairn kick) 1-62 0:09	7-13	
2nd	10:39	MEM - Craft 7 run (Elliott kick) 13-75 4:30	14-13	
	9:46	UCLA - Duarte 14 pass from Hundley (Fairbairn kick) 5-60 0:53	14-20	
	4:39	UCLA - Perkins 4 run (Scott pass from Hundley) 8-82 2:49	14-28	
	3:05	MEM - Hayes 18 pass from Lynch (Elliott kick) 4-85 1:28	21-28	
3rd	4:51	UCLA - Jack 4 run (Fairbairn kick) 13-77 5:06	21-35	
4th	14:21	MEM - Dorceus 40 run (Elliott kick) 5-61 1:49	28-35	
	13:44	MEM - Etienne 17 INT Return (Elliott kick)	35-35	
	10:52	UCLA - Duarte 33 pass from Hundley (Fairbairn kick) 9-75 2:52	35-42	

INDIVIDUAL STATISTICAL LEADERS

Rushing (Att.-Yds.-TD): MEM, Dorceus (13-86-1), Hayes (9-34-0), Lynch (10-27-1), Craft (6-19-1); UCLA, Perkins (23-98-2), Hundley (11-26-0), Starks (2-11-0), Jack (3-7-1).

Passing (C-A-I-Yds-TD): MEM, Lynch (27-41-0-305-1), Malone (0-1-0-0-0); UCLA, Hundley (33-44-1-396-3).


Receiving (Rec.-Yds-TD): MEM, Malone (6-67-0), Hayes (5-48-1), Jones (3-74-0), Craft (3-38-0); UCLA, Fuller (9-58-0), Payton (7-104-0), Duarte (4-110-2), Walker (1-62-1).

Tackle Leaders (U-A-TT): MEM, Jakes (11-1-12), Holier (8-1-9), Pegues (8-0-8), Harris (7-1-8); UCLA, Kendrick (9-1-10), Adams (5-2-7), Jack (6-0-6), Moreau (5-1-6), Jefferson (3-3-6), Clark (3-3-6).

Sacks (No.-Yds): MEM, Jakes (2-13), Dillon (1-2), Crosby (1-7); UCLA, McCarthy (0.5-3), Dickerson (0.5-3).



GAME NO. 3 - VS MIDDLE TENNESSEE



MIDDLE TENNESSEE	17
MEMPHIS	36
LIBERTY BOWL MEMORIAL STADIUM SEPTEMBER 20, 2014	

It's been 10 seasons, but the University of Memphis was 2-1 after three games to start a football campaign.

The Brandon Hayes-Doroland Dorceus tandem combined for 190 rushing yards and one score, and senior linebacker Tank Jakes created havoc for the Middle Tennessee offense the entire game to lift the Tigers to a convincing 36-17 non-conference victory over the Blue Raiders before a crowd of 46,378 at Liberty Bowl Memorial Stadium. With the loss, Middle Tennessee is now 2-2.

The last time Memphis started a season 2-1 was in 2004 when that Tigers squad began 3-0. The 2004 Memphis team finished with an 8-4 record and earned a GMAC Bowl berth.

The crowd of 46,378 was Memphis' largest for a home game since 2006. It was also the eight-largest for a Tigers home contest against a non-Southeastern Conference foe.

Jakes had seven total stops (six solo), two QB sacks, three TFL, one forced fumble and one interception to pace a Memphis defense that entered Saturday's game ranked No. 1 for tackles for loss and No. 4 for solo stops

in the nation. The Tigers, as a team, finished Saturday's game with 43 solo tackles and nine TFL.

A Paxton Lynch-to-Alan Cross TD connection gave Memphis a 7-0 lead three minutes into the contest, but it was a Jakes' play on Middle Tennessee's second series that set the tone for the game.

A Nick Jacobs' 42-yard punt pinned the Blue Raiders inside their own 5-yard line, and after two minimal gains, Middle Tennessee faced a 3rd-and-7 at its own 5. Blue Raiders QB Austin Grammer went back to pass out of his own end zone, but Jakes sacked him for a safety and a 9-0 Tigers lead. It was Memphis' first safety since the 2003 Louisville game (37-7 Memphis win).

Despite a Middle Tennessee score late in the first quarter, the Tigers defense put together a dominating first-half performance. The Memphis defense limited the Blue Raiders to only 108 yards of total offense and five first downs. Other than its scoring drive following a Lynch interception, Middle Tennessee only crossed midfield one other time, and on that drive, the Blue Raiders only reached the Memphis 42 yard line.

With the Tigers defense holding Middle Tennessee in check, the Memphis offense put together two, second-quarter scoring drives to take a 19-7 advantage into halftime. The Tigers' first second-quarter points came on a Jake Elliott 27-yard FG to cap a 10-play, 37-yard drive with 9:43 on the clock. Two minutes later, Dorceus ran for a 32-yard TD to give Memphis a 19-7 lead.

The second half was much of the same, with the Memphis defense in charge. Through three quarters, Middle Tennessee only had 158 yards of total offense and eight first downs. In the third period, the Blue Raiders managed only one drive inside Tigers territory and that ended in a Cody Clark 36-yard FG with 3:33 left in the period.

In the final period, Jakes put an exclamation point on the Tigers' win with two huge defensive plays. Jakes' first play came three minutes into the fourth quarter when he stripped the ball from Grammer, and Bobby McCain picked up the fumble and raced 59 yards for the score. The Tigers led 36-10 at that point.

On the Blue Raiders' next possession, the visitors drove to the Memphis 29 yard line and were looking to cut into the Tigers' lead. Jakes, though, stepped up again - this time with his second career interception - to halt the Middle Tennessee drive.

Despite Jakes' big plays, Middle Tennessee gained more total yardage in the fourth quarter (167) than the previous three quarters combined (158). The Blue Raiders' final score was a Shane Tucker 3-yard TD run

for the 36-17 final.

Hayes led the Tigers ground game with 99 yards on 21 carries, and Dorceus rushed for 91 yards on 15 carries and a TD. Lynch was 21-of-35 passing for 219 yards and two TD. Keiwone Malone led the Memphis receiving corps with six catches and 76 yards, while Alan Cross had 57 yards receiving and two TD.

Reggie Whately paced the Middle Tennessee rushing attack with 41 yards on eight carries. Grammer was 24-of-35 passing for 237 yards.

TEAM STATISTICS	MTSU	MEM
First Downs	17	26
Net Yards Rushing	34-88	51-261
Net Yards Passing	237	219
Comp-Att-Int	24-35-1	21-35-1
Total Offense Yards	69-325	86-480
Average Gain Per Play	4.7	5.6
Fumbles: Number-Lost	3-2	1-0
Penalties: Number-Yards	4-36	6-35
Punts-Yards	7-300	5-150
Average Yards Per Punt	42.9	30.0
Net Yards Per Punt	36.9	30.0
Kickoffs-Yards	4-237	7-454
Average Yards Per Kickoff	59.2	64.9
Net Yards Per Kickoff	33.0	41.1
Punt Returns: Number-Yds-TD	2-0-0	6-42-0
Kickoff Returns: No.-Yds-TD	1-16-0	4-105-0
Interceptions: Number-Yds-TD	1-35-0	1-0-0
Fumble Returns: No.-Yds-TD	0-0-0	1-59-1
Possession Time	26:29	33:31
Third-Down Conversions	4 of 15	6 of 17
Fourth-Down Conversions	1 of 1	0 of 1
Red-Zone Scores-Chances	3-3	3-3
Touchdowns	2-3	1-3
Field Goals	1-3	2-3
Sacks by: Number-Yards	0-0	5-27
Field Goals	1-1	2-3

SCORE BY QUARTER	1	2	3	4	F
Middle Tennessee	7	0	3	7	17
Memphis	9	10	3	14	36

SCORING SUMMARY				
Q	TIME	SCORING PLAY	V-H	
1st	11:41	MEM - Cross 7 pass from Lynch (Elliott kick)	0-7	
	6:20	MEM - Jakes safety	0-9	
	2:33	MT - Tucker 1 run (Clark Kick)	7-9	
2nd	9:43	MEM - Elliott 27 FG	7-12	
	7:34	MEM - Dorceus 32 run (Elliott kick)	7-19	
3rd	7:09	MEM - Elliott 29 FG	7-22	
	3:33	MT - Clark 36 FG	10-22	
4th	12:51	MEM - Cross 50 pass from Lynch (Elliott kick)	10-29	
	11:13	MEM - McCain 59 fumble recovery (Elliott kick)	10-36	
	2:17	MT - Tucker 3 run (Clark kick)	17-36	

INDIVIDUAL STATISTICAL LEADERS

Rushing (Att.-Yds.-TD): MTSU, Whately (8-41-0), Tucker (7-23-2), Parker (7-21-1), Grammer (11-2-0), Bryson (1-1-0); MEM Hayes (21-99-0), Dorceus (15-91-1), Craft (6-52-0), Lynch (5-16-0), Frazier (2-8-0).

Passing (C-A-I-Yds-TD): MTSU - Grammer (24-35-1-237-0); MEM, Lynch (21-35-1-219-2).


Receiving (Rec.-Yds-TD): MTSU Frazier (7-96-0), Henry (5-34-0), Tucker (3-42-0); MEM, Malone (6-76-0), Frazier (4-39-0), Mayhue (3-25-0), Cross (2-57-2).

Tackle Leaders (U-A-TT): MTSU, Singletary (7-3-10), Barber (6-3-9), Walker (6-3-9); MEM, McManis (3-5-8), Jakes (6-1-7), Ball (5-2-7), Redden (3-4-7).

Sacks (No.-Yds): MTSU, None. MEM, Jakes (2-11), Redden (1-2), Brady (1-6), Avery (1-8).



GAME NO. 4 - AT OLE MISS



MEMPHIS **3**
#10 OLE MISS **24**
 VAUGHT-HEMINGWAY STADIUM
 SEPTEMBER 27, 2014

The University of Memphis football team saw its upset bid of 10th-ranked Ole Miss come up just short, falling 24-3, in Oxford at Vaught-Hemingway Stadium in front of 61,291 fans. The crowd was the ninth-largest in Vaught-Hemingway history.

Quarterback Paxton Lynch finished 13-of-31 for 81 yards and an interception while Jarvis Cooper led the Tigers with 29 rushing yards. Keiwone Malone picked up his 100th-career catch and finished with four receptions for 59 yards, including a 42 yarder in the opening quarter.

Defensively Tank Jakes led the Blue and Gray with eight tackles, including six solo stops in the effort. Bobby McCain took away two passes on interceptions, his second multiple-sack game, and true freshman Genard Avery, a Mississippi native, recorded a sack for the second straight week.

After averaging 242.7 yards rushing and 498 yards of total offense through the first three games, the Ole Miss defense limited the Memphis offense to 104 yards of total offense and 23 yards rushing. At the same time, the Memphis defense held the Rebels' offense to 20 points below their season-average of 44 points per game.

The Memphis defense forced a three-and-out to open the game giving the Tigers four-straight games without allowing a touchdown on the opponents' first-possession.

The Rebels struck first with just over 12 minutes remaining in the opening quarter on a 63-yard pass from Bo Wallace to Laquon Treadwell to go ahead 7-0. Ole Miss looked to build on the early advantage, but senior cornerback McCain pulled in his ninth-career interception on a Wallace pass over the middle of the field. The 17-yard return by McCain moved him into second on the all-time return yardage list in Memphis history, passing Glenn Rogers, Jr.

Memphis was able to put points on the board off the turnover with 2:51 remaining in the opening period. Sophomore quarterback Lynch found Malone down the sideline on a 44-yard strike before the offense stalled and settled for a 40-yard Jake Elliott field goal.

The Memphis defense stifled the Rebels' offense when it mattered most on a 15-play, six-plus minute drive in the second quarter as Ole Miss' Andrew Fletcher missed a 40-yard field goal to give the Tigers the ball, down 7-3.

After receiving a second-opportunity when Memphis' Reggie Ball recovered a muffed punt at the Ole Miss 46, the Tigers were unable to capitalize on the third and two, but a Spencer Smith punt pinned the Rebels inside the five with six minutes remaining in the half.

McCain picked off his second pass of the night with just over two minutes remaining in the half, giving the senior seven interceptions in his last nine games after leading the country a year ago in the category.

Lynch's Hail Mary attempt at the end of the first half fell harmlessly to the turf as Ole Miss took a 7-3 lead into the intermission.

The Tigers opened the second-half with a drive that crossed into Rebels' territory, but a third-down run by Lynch which came up two yards short of the first-down marker resulted in the punt team taking the field. Ole Miss' Wallace was then pressured up the middle two-plays later where he coughed up the ball, giving the Blue and Gray the ball in plus-territory for the second possession of the half.

But three plays later, the Rebels' Trae Elston took a Lynch interception 47-yard to the Memphis 33. The Tigers defense would hold again near the red-zone, forcing a field goal attempt from 43 yards out that missed wide left.

The Tigers' defense would hold Ole Miss in the red zone, but the Rebels would eventually cap off the 16 play, 75-yard drive with a 19-yard field goal by Elston to give Mississippi a 10-3 lead with 13:04 remaining in the contest.

Ole Miss would push the lead to two-possession after a Jaylen Walton 23-yard rush up the middle following a strip-sack by Lynch with 9:34 remaining in the game, 17-3. The Rebels would add a late touchdown on a 17 yard pass from Wallace to Treadwell with just over a minute remaining to push the lead to 24-3.

Wallace finished with 248 yards and a pair of touchdowns to Treadwell. Walton led all rushers with 78 yards on 10 attempts and a touchdown. Treadwell reeled in five catches for 123 yards including a long of 63.

TEAM STATISTICS	MEM	OM
First Downs	13	26
Net Yards Rushing	31-23	42-178
Net Yards Passing	81	248
Comp-Att-Int	13-31-1	22-37-2
Total Offense Yards	62-104	79-426
Average Gain Per Play	1.7	5.4
Fumbles: Number-Lost	1-1	3-2
Penalties: Number-Yards	9-105	10-117
Punts-Yards	10-415	4-185
Average Yards Per Punt	41.5	46.2
Net Yards Per Punt	42.0	44.8
Kickoffs-Yards	2-130	5-308
Average Yards Per Kickoff	65.0	61.6
Net Yards Per Kickoff	41.5	38.8
Punt Returns: Number-Yds-TD	2-6-0	3-(-5)-0
Kickoff Returns: No.-Yds-TD	2-39-0	1-22-0
Interceptions: Number-Yds TD	2-17-0	1-47-0
Fumble Returns: No.-Yds-TD	0-0-0	0-0-0
Possession Time	23:22	36:38
Third-Down Conversions	3 of 16	7 of 15
Fourth-Down Conversions	0 of 1	0 of 0
Red-Zone Scores-Chances	1-1	2-3
Touchdowns	0-1	1-3
Field Goals	1-1	1-3
Sacks by: Number-Yards	1-3	4-38
Field Goals	1-1	1-3

SCORE BY QUARTER	1	2	3	4	F
Memphis	3	0	0	0	3
Ole Miss	7	0	0	17	24

SCORING SUMMARY				
Q	TIME	SCORING PLAY	V-H	
1st	12:01	OM - Treadwell 63 pass from Wallace (Fletcher kick)	0-7	
	2:51	MEM - Elliott 40 FG	3-7	
4th	13:04	OM - Fletcher 19 FG	3-10	
	9:34	OM - Walton 23 run (Fletcher kick)	3-17	
	1:18	OM - Treadwell 17 pass from Wallace (Fletcher kick)	3-24	

INDIVIDUAL STATISTICAL LEADERS

Rushing (Att.-Yds.-TD): MEM - Cooper (7-29-0), Dorceus (8-19-0), Wallace (2-10-0); OM - Walton (10-78-1), Mathers (14-57-0), Wilkins (5-33-0), Dodson (5-16-0).

Passing (C-A-I-Yds-TD): MEM, Lynch (13-31-1-81-0); OM - Wallace (22-37-2-248-2).

Receiving (Rec.-Yds-TD): MEM - Malone (4-59-0), Craft (4-1-0), Henderson (1-11-0); OM - Treadwell (5-123-2), Core (5-41-0), Sanders (3-36-0).

Tackle Leaders (U-A-TT): MEM - Jakes (6-2-8), Redden (6-0-6), Hollier (4-2-6), OM - Shackelford (4-4-8), Conner (4-3-7), Hilton (3-3-6), Nkemdiche (3-3-6).

Sacks (No.-Yds): MEM - Avery (1-3), OM - Hooks (1-15), Johnson (1-7), Bennett (1-8), Haynes (1-8).



GAME NO. 5 - AT CINCINNATI



MEMPHIS	41
CINCINNATI	10
PAUL BROWN STADIUM	
OCTOBER 4, 2014	

Paxton Lynch passed for a career-high 311 yards and two touchdowns and ran for two more scores as Memphis opened American Athletic Conference play with a 41-14 win over Cincinnati at Paul Brown Stadium.

Lynch directed an offense that amassed 610 yards of total offense, third most in a single game in school history. It was the most yards of offense since the 1984 Memphis team had 630 yards against Cincinnati.

Lynch threw touchdown passes of nine and 29 yards in the first quarter and his 10-yard touchdown run later in the period put the Tigers ahead, 24-7. He added a 10-yard scoring run late in the third quarter for the final points of the game.

In addition to Lynch's passing numbers, the Tigers ran raked up 299 rushing yards.

Sam Craft made his first career start at running back and carried the ball 38 times for 170 yards and a touchdown. Craft's 38 carries was a top-five performance by a Tiger.

Defensively, Tank Jakes had 10 tackles including three for loss and a pair of quarterback sacks.

Looking at the final outcome, it is hard to believe how it started.

On the first play from scrimmage, Cincinnati quarterback Gunner Kiel hooked up with Mekale McCay for an 80-yard touchdown pass to put the Bearcats out in front 7-0 just 17 seconds into the game.

The Tigers however would quickly respond.

Bobby McCain's 59-yard return of the ensuing kickoff gave Memphis the ball on the shortside of the field. Lynch's 9-yard touchdown pass to Tevin Jones capped a seven-play, 41-yard drive.

Cincinnati's next drive ended with a Kiel pass being intercepted by Bakari Hollier at the UC 48 and a face mask penalty on the play set up the Tigers at the 33.

Three plays into the Tigers' next series, Lynch hooked up with Adrian Henderson for a 29-yard touchdown pass and a 14-7 UM lead.

Jake Elliott would later add the first of his two, 20-yard field goals. A Cincinnati turnover would lead to Lynch's 10-yard touchdown run with 1:06 to play in the opening quarter.

Jakes sacked Kiel on back-to-back plays. On the second, he stripped Kiel of the ball. Cortez Crosby recovered at the Cincinnati 11 and help set up Lynch's eventual scoring run.

In the final minutes of the first half, Kiel had a six-yard touchdown pass to Shaq Washington get called back by an offensive pass interference call. Cincinnati would later miss a 38-yard field goal.

Kiel would suffer a chest injury on the final play of the first half and would not return to play after intermission. He finished the game by completing 11-of-27 passes for 216 yards.

Munchie Legaux took over for Kiel in the second half and directed the Bearcats on a scoring drive UC's first series of the second half. Rod Moore had 24 rushing yards on four carries on the drive, including a five-yard touchdown run.

Memphis would respond with a 75-yard drive to extend its lead to 34-14.

Sam Craft converted a third-and-six play early with a nine-yard run while an 11-yard Lynch to Keiwone Malone pass got the ball to midfield. Lynch would also complete a 23-yard pass to Tevin Jones and a 16-yard pass to Roderick Proctor moved the ball into the red zone. Craft culminated the drive with a six-yard touchdown run.

Lynch would add a 10-yard scoring run with three minutes to play in the third quarter.

Memphis would close the game with a 20-play drive that consumed the final 12:55 of the game.

"It was a hard-hitting game," said Cincinnati coach Tommy Tuberville. They (Memphis) brought it to us but we didn't take it to them. Bottom line."

The loss was Cincinnati's worse since a 38-0 loss to West Virginia on Nov. 9, 2005.

"We built this game up all week," Memphis coach Justin Fuente said. "It was important to us. I'm awfully proud of this team."

Memphis ran 94 offensive plays and had the ball for 40:55. The Tigers held possession in the fourth quarter for all but 40 seconds.

TEAM STATISTICS	MEM	UC
First Downs	30	19
Net Yards Rushing	69-299	25-97
Net Yards Passing	311	255
Comp-Att-Int	18-25-0	16-40-1
Total Offense Yards	94-610	65-352
Average Gain Per Play	6.5	5.4
Fumbles: Number-Lost	1-0	2-1
Penalties: Number-Yards	8-72	6-55
Punts-Yards	4-118	7-249
Average Yards Per Punt	29.5	35.6
Net Yards Per Punt	29.5	32.7
Kickoffs-Yards	8-510	3-195
Average Yards Per Kickoff	63.8	65.0
Net Yards Per Kickoff	41.2	29.7
Punt Returns: Number-Yds-TD	0-0-0	1-0-0
Kickoff Returns: No.-Yds-TD	2-81-0	5-105-0
Interceptions: Number-Yds TD	1-0-0	0-0-0
Fumble Returns: No.-Yds-TD	0-0-0	0-0-0
Possession Time	40:55	19:05
Third-Down Conversions	12 of 21	3 of 12
Fourth-Down Conversions	1 of 1	0 of 1
Red-Zone Scores-Chances	6-7	1-2
Touchdowns	4-7	1-2
Field Goals	2-7	0-2
Sacks by: Number-Yards	2-12	0-0
Field Goals	2-4	0-1

SCORE BY QUARTER	1	2	3	4	F
Memphis	24	3	14	0	41
Cincinnati	7	0	7	0	14

SCORING SUMMARY					
Q	TIME	SCORING PLAY	V-H		
1st	14:43	CIN - McCay 80 pass from Kiel (Gantz kick) 1-80 0:17			0-7
	12:44	MEM - Jones 9 pass from Lynch (Elliott kick) 7-41 1:48			7-7
2nd	10:38	MEM - Henderson 29 pass from Lynch (Elliott kick) 3-33 0:56			14-7
	6:10	MEM - Elliott 20 FG 6-61 2:30			17-7
	1:06	MEM - Lynch 10 run (Elliott kick) 3-11 0:37			24-7
3rd	8:19	MEM - Elliott 20 FG 12-87 5:32			27-7
	10:49	CIN - Moore 5 run (Gantz kick) 7-43 2:41			27-14
	7:20	MEM - Craft 6 run (Elliott kick) 1075 3:29			34-14
3:00		MEM - Lynch 10 run (Elliott kick) 9-80 3:01			41-14

INDIVIDUAL STATISTICAL LEADERS

Rushing (Att.-Yds.-TD): MEM, Craft (38-170-1), Lynch (12-45-2), Cooper (13-41-0); CIN - Moore (14-65-1), Legaux (3-20-0), Kiel (6-7-0).

Passing (C-A-I-Yds-TD): MEM, Lynch (18-25-0-311-2); CIN - Kiel (11-27-1-216-1), Legaux (5-13-0-39-0).

Receiving (Rec.-Yds-TD): MEM, Jones (5-70-1), Henderson (3-77-1), Proctor (3-61-0); CIN - Moore (5-84-0), Chisum (3-25-0), Washington (3-16-0), McCay (2-89-1).

Tackle Leaders (U-A-TT): MEM, Jakes (6-4-10), Hollier (1-4-5), Gaines (4-0-4); CIN - Edwards (7-11-18), Luc (4-10-14), Brown (2-11-13).

Sacks (No.-Yds): MEM, Jakes (2-12); CIN - None.



GAME NO. 6 - VS HOUSTON



HOUSTON	28
MEMPHIS	24
LIBERTY BOWL MEMORIAL STADIUM OCTOBER 11, 2014	

Memphis was hindered by five turnovers, including two that halted the Tigers' final two offensive series as the UM dropped a 28-24 decision to Houston.

UM quarterback Paxton Lynch finished 26-of-37 with 243 yards, two touchdowns and three interceptions while adding 35 yards rushing and a touchdown. Sam Craft led the Tigers in rushing with 49 yards on 17 touches. Tevin Jones caught six passes for 72 yards and a score.

Defensively Terry Redden and Martin Ifedi led the Blue and Gray with seven tackles. Redden logged six solo stops along with half a sack and 1.5 tackles for loss. Ifedi, Jackson Dillon and Leonard Pegues each recorded two tackles for loss.

The Tigers forced a turnover on Houston's opening possession when Fritz Etienne picked off Greg Ward, Jr.'s pass to give Memphis the ball at the Houston 27. A three-and-out by the Blue and Gray saw Jake Elliott's 44-yard field goal attempt go wide left.

After forcing a three-and-out on the Cougar's next possession, the Tigers marched 72 yards in seven plays. The drive was capped off when Lynch found Jones with blockers set up on the screen for 18 yards

and a touchdown at the 8:35 mark in the first quarter. Lynch orchestrated the offense on the series, going 4-for-4 with 54 passing yards and a TD.

Houston would drive the length of the field after a miscue on the kickoff, starting at its own 14 yard line. The Cougars would push the ball inside the red zone, but back-to-back TFL's by Leonard Pegues, Jackson Dillon and Noah Robinson and an incomplete pass brought out the field goal unit. Steven Aikens' field-goal attempt of 31 yards missed wide left.

The Tigers would go three-and-out on the next possession, but a muffed punt rekindled the drive for the Blue and Gray. Lynch scampered around the left side for six yards to find pay dirt and put the Tigers up 14-0 with 14:29 remaining in the second.

Making his first start, Ward answered with a scoring strike of his own as he eluded the pass rush and escaped down the field for the 64-yard touchdown to cut the lead in half, 14-7, at the 12:47 mark in the second quarter.

The Cougar's would tie the game at 14 after Kenneth Farrow punched the ball in from two yards out. The Houston drive was set up by a Lynch pass that was intercepted by Lee Hightower which was returned to the end zone, but a block in the back call during the return negated the touchdown and started the drive at the Memphis 21.

After exchanging punts over the next several possessions, Memphis took over with 2:06 remaining in the half, set up in Houston territory by a 23 yard punt return by Keiwone Malone to the 39. Lynch would find Daniel Montief on a play action to give the Tigers the 21-14 lead with a minute left in the half.

Following the intermission, Houston mounted a drive to tie the game at 21 with 4:36 remaining in the third quarter. The Cougars went 85 yards in eight plays before Jackson Ryan found the end zone to tie the game.

Houston would take its first lead of the game with 13:34 remaining in the final quarter when Ward found Markieth Ambles from 25 yards out for a score, 28-21.

The Tigers answered with a scoring drive of their own, putting up a field goal behind the leg of Elliott from 31 yards out to cut Houston's lead to 28-24.

Needing a three-and-out to give the offense a chance to score the go-ahead touchdown, the Memphis defense held Houston to three-straight negative plays and forcing a punt. The Tigers special teams came up big as well, downing the following punt at the three yard line. The defense of the Blue and Gray

came up with a second-straight three-and-out, giving the offense the ball at the Houston 42, but a Tevin Jones fumble gave the Cougars back the ball on the proceeding play.

The Tigers took over with 1:52 on the clock at the Memphis 26 and picked up a first down, but a Lynch interception over the middle of the field by Efram Oliphant sealed the game, 28-24.

Ward led all rushers with 95 yards and a score while adding another 168 yards through the air.

TEAM STATISTICS	HOU	MEM
First Downs	15	20
Net Yards Rushing	40-166	41-125
Net Yards Passing	188	243
Comp-Att-Int	17-28-1	26-37-3
Total Offense Yards	68-354	78-368
Average Gain Per Play	5.2	4.7
Fumbles: Number-Lost	2-2	2-2
Penalties: Number-Yards	3-32	4-41
Punts-Yards	7-274	6-237
Average Yards Per Punt	39.1	39.5
Net Yards Per Punt	34.3	39.5
Kickoffs-Yards	5-295	5-320
Average Yards Per Kickoff	59.0	64.0
Net Yards Per Kickoff	34.8	46.6
Punt Returns: Number-Yds-TD	1-0-0	3-34-0
Kickoff Returns: No.-Yds-TD	3-37-0	5-121-0
Interceptions: Number-Yds TD	3-77-0	1-0-0
Fumble Returns: No.-Yds-TD	0-0-0	0-0-0
Possession Time	30:19	29:41
Third-Down Conversions	6 of 15	6 of 17
Fourth-Down Conversions	0 of 0	0 of 0
Red-Zone Scores-Chances	2-3	4-4
Touchdowns	2-3	3-4
Field Goals	0-3	1-4
Sacks by: Number-Yards	2-11	2-14
Field Goals	0-1	1-2

SCORE BY QUARTER	1	2	3	4	F
Houston	0	14	7	7	28
Memphis	7	14	0	3	24

SCORING SUMMARY				
Q	TIME	SCORING PLAY	V-H	
1st	8:35	MEM - Jones 18 pass from Lynch (Elliott kick)	0-7	
2nd	14:29	MEM - Lynch 6 run (Elliott kick)	0-14	
	12:47	HOU - Ward 64 run (Bullard kick)	7-14	
	9:44	HOU - Farrow 2 run (Bullard kick)	14-14	
	1:01	MEM - Montiel 20 pass from Lynch (Elliott kick)	14-21	
3rd	4:36	HOU - Jackson 3 run (Bullard kick)	21-21	
4th	13:34	HOU - Ambles 25 pass from Ward (Bullard kick)	28-21	
	7:27	MEM - Elliott 31 FG	28-24	

INDIVIDUAL STATISTICAL LEADERS

Rushing (Att.-Yds.-TD): HOU, Ward (17-95-1), Farrow (10-64-1), Jackson (9-14-1); MEM, Craft (17-49-0), Lynch (15-35-1), Hayes (7-34-0), Malone (1-9-0).

Passing (C-A-I-Yds-TD): HOU, Ward (17-28-1-188-1); MEM, Lynch (26-37-3-243-2).

Receiving (Rec.-Yds-TD): HOU, Greenberry (5-79-0), Ayers (4-41-0), Jackson (3-7-0), Ambles (2-40-1), Ayers (2-40-1); MEM, Jones (6-72-1), Proctor (5-42-0), Cross (4-38-0), Craft (4-24-0), Frazier (3-37-0), Henderson (2-12-0), Montiel (1-20-1).

Tackle Leaders (U-A-TT): HOU, Oliphant (8-4-12), Eiland (6-3-9), Taylor (5-1-6), MEM, Jakes (7-0-7), Redden (6-1-7), Harris (4-1-5), Jakes (3-2-5).

Sacks (No.-Yds): HOU, Taylor (1-10), Mbu (1-1), MEM, Redden (.5-5), Harris (.5-4), Hunter (.5-2), Dillon (.5-3).



GAME NO. 7 - AT SMU



MEMPHIS	48
SMU	10
GERALD J. FORD STADIUM OCTOBER 25, 2014	

Paxton Lynch passed for 307 yards and Brandon Hayes ran for 101 yards while Memphis' defense held SMU to 251 yards as the Tigers won their second straight league game on the road, 48-10.

Memphis' offense took a couple series to get rolling before scoring on eight straight possessions in the game.

The Tigers moved the ball to near midfield before a fourth-down run came up short of the down marker. SMU would be forced to punt on its first offensive series.

Lynch moved the Tigers' offense into SMU territory on its second offensive series but would have the ball stripped on a pass play and Memphis would turn the ball over for the only time on the day.

Memphis' offense would then find its groove. Lynch and Phil Mayhue hooked up for the team's longest play from scrimmage this season, a 54-yard touchdown pass that put the Tigers on the board.

Jarvis Cooper, who ran for 93 yards, scored the first of two touchdowns on the day with a one-yard plunge. The score capped a 14-play, 80-yard drive

that was highlighted by a 31-yard Cooper run to SMU 25.

A 42-yard Lynch pass to Mayhue would help set up Alan Cross' one-yard touchdown dive with 9:08 to play in the first half as the Tigers built a 21-0 lead.

After SMU moved the ball 75 yards on 12 plays, scoring its first touchdown at home on a one-yard Prescott Line run, Memphis capped the half with 10 more points.

Hayes scored on a 36-yard touchdown run with 1:23 to play to give the Tigers a 28-7 lead.

SMU quarterback Garrett Krstich was intercepted by Reggie Ball on the Mustangs' next offensive play. The Tigers would add a 37-yard field goal by Jake Elliott to lead 31-7 at the break.

Elliott would add a 22-yard field goal on the Tigers' first offensive series of the second half.

Successive passes of 18 and 29 yards from Lynch to tight end Daniel Montiel would highlight a 71-yard scoring drive capped by a seven-yard Cooper touchdown run.

SMU would boot a third-quarter field goal. Memphis' final points came on a 29-yard touchdown pass from Jason Stewart to tight end Robby Young. The play marked the first pass and catch for the Tiger tandem.

Memphis' 582 yards of total offense at SMU was the sixth-highest total offense total at Memphis. The Tigers finished with a season-high 352 passing yards, the 13th-highest, single game total.

Memphis' 367 yards in the first half was a season high for a half. It was the fourth time Memphis has had 300+ yards of offense in a half this season, with all four coming in the first half.

Lynch's 307 passing yards on the day was four shy of a career high.

Mayhue, who entered the game with five catches for 63 yards, had two receptions for 96 yards against the Mustangs. Tevin Jones caught five passes for 70 yards, marking the third straight game the receiver has caught five balls in a game.

Defensively, Memphis held the Mustangs to just 137 yards rushing and 114 passing. The defense forced three-and-out series five times during the game.

Senior defensive end Martin Ifedi had five tackles including one for a loss which moved head onto the top-10 list for TFLs at Memphis.

Senior linebacker Charles Harris had four tackles and broke up a pass. Defensive backs Andrew Gaines and Reggie Ball each had interceptions in the game which led to scores. It was the second career interception for both.

Editor's Note: Brandon Hayes was originally credited with 101 rushing yards, but a change in the official stats made on Nov. 7 dropped his total for the game to 99 yards.

TEAM STATISTICS	MEM	SMU
First Downs	29	15
Net Yards Rushing	53-230	31-137
Net Yards Passing	352	114
Comp-Att-Int	20-27-0	13-33-2
Total Offense Yards	80-582	64-251
Average Gain Per Play	7.3	3.9
Fumbles: Number-Lost	1-1	0-0
Penalties: Number-Yards	8-69	7-60
Punts-Yards	1-46	5-183
Average Yards Per Punt	46.0	36.6
Net Yards Per Punt	46.0	23.0
Kickoffs-Yards	8-504	3-184
Average Yards Per Kickoff	63.0	61.3
Net Yards Per Kickoff	44.2	33.7
Punt Returns: Number-Yds-TD	2-28-0	0-0-0
Kickoff Returns: No.-Yds-TD	2-58-0	0-0-0
Interceptions: Number-Yds TD	2-31-0	0-0-0
Fumble Returns: No.-Yds-TD	0-0-0	1-17-0
Possession Time	32:29	27:31
Third-Down Conversions	3 of 10	7 of 18
Fourth-Down Conversions	2 of 4	2 of 3
Red-Zone Scores-Chances	5-6	2-3
Touchdowns	3-6	1-3
Field Goals	2-6	1-3
Sacks by: Number-Yards	2-3	3-29
Field Goals	2-2	1-2

SCORE BY QUARTER	1	2	3	4	F
Memphis	7	24	10	7	48
SMU	0	7	3	0	10

SCORING SUMMARY				
Q	TIME	SCORING PLAY	V-H	
1st	5:35	MEM - Mayhue 54 pass from Lynch (Elliott kick)	7-0	
2nd	11:08	MEM - Cooper 1 run (Elliott kick)	14-0	
	9:08	MEM - Cross 1 run (Elliott kick)	21-0	
	2:40	SMU - Line 1 run (Rademacher kick)	21-7	
	1:23	MEM - Hayes 36 run (Elliott kick)	28-7	
3rd	0:02	MEM - Elliott 37 FG	31-7	
	11:45	MEM - Elliott 22 FG	34-7	
	6:15	MEM - Cooper 7 run (Elliott kick)	41-7	
4th	2:02	SMU - Rademacher 40 FG	41-10	
	14:54	MEM - Young 29 pass from Stewart (Elliott kick)	48-10	

INDIVIDUAL STATISTICAL LEADERS

Rushing (Att.-Yds.-TD): MEM - Hayes (14-99-1), Cooper (16-93-2), Davis (6-31-0), Malone (1-13-0), Frazier (1-3-0); SMU - Davis (7-46-0), Line (12-38-1), Krstich (5-27-0), Seeker (7-28-0).

Passing (C-A-I-Yds-TD): MEM - Lynch (17-23-0-307-1), Stewart (3-4-0-45-1); SMU - Krstich (10-22-2-59-0), Davis (3-9-0-55-0), Cassel (0-2-0-0-0).

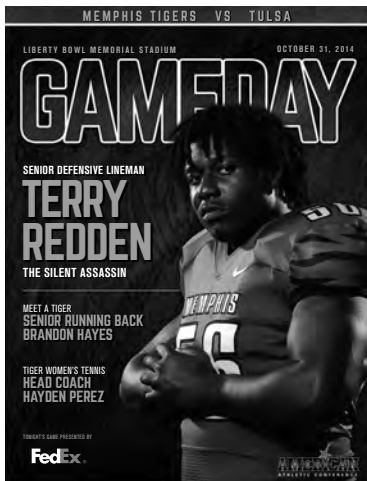
Receiving (Rec.-Yds-TD): MEM - Jones (5-70-0), Montiel (4-84-0), Mayhues (2-96-1), Cross (2-28-0), Frazier (2-13-0), Young (1-29-1); SMU - Joseph (3-12-0), Nelson (3-7-0), Thompson (2-65-0), Walker (1-10-0).

Tackle Leaders (U-A-TT): MEM - Ifedi (5-0-5), Harris (4-0-4), Pegues (3-1-4); SMU - Pope (12-0-12), Greenbauer (6-0-6), Sanders (5-1-6).

Sacks (No.-Yds): MEM - Avery (1-1), Hunter (1-2); SMU - Pope (1-12), Sanders (1-9), Seals (1-8).



GAME NO. 8 - VS TULSA



TULSA 20
MEMPHIS 40
LIBERTY BOWL MEMORIAL STADIUM
OCTOBER 31, 2014

Memphis senior running back Brandon Hayes nearly outscored the Golden Hurricane himself, finding the end zone for three touchdowns during a career-high, 199-yard rushing night as the Tigers beat Tulsa 40-20.

Hayes' effort marked the 16th-best rushing performance and the most yards by a Tiger since 2009.

Along with Hayes' performance, sophomore place-kicker Jake Elliott scored a career-high 16 points for Memphis. He booted four field goals including two from more than 50 yards. Elliott also tacked on four extra points.

It was actually Tulsa who got on the board first. Memphis received the opening kickoff, and after a lengthy 12-play, 55 yard-drive, Elliott missed a 39-yard field goal into the wind. After the two teams traded punts, Memphis had the ball at its own six with 11 seconds remaining in the first quarter.

Jarvis Cooper fumbled the ensuing play and De-Marco Nelson took it in to give the Golden Hurricane a 7-0 lead.

The Tigers would respond quickly, as they went 29 yards on five plays in 29 seconds to give Elliott another attempt. He was on target this time, and his 53-

yard field goal, which tied for the second longest in school history, sailed through the uprights to make it 7-3.

TU got the ball back less than a minute after it scored its first touchdown, and the Golden Hurricane marched down the field. A nine-play, 75-yard drive was capped by Dane Evans finding Derek Patterson for 28 yards and a touchdown.

After falling behind 14-3, Memphis scored 30 unanswered points.

After TU's second score, Bakari Hollier's 26-yard return of a short kickoff set the Tigers up at the Memphis 46.

Paxton Lynch hooked up with Adrian Henderson for 24 yards to the Tulsa 30. From there, Lynch and Hayes would take turns running the ball down the field before Lynch took it in himself from three yards out to cut the lead to four.

Tulsa took the ball and marched back down the field, getting down to the Memphis 20-yard line before the Tigers stopped them on three-straight plays. TU kicker Carl Salazar came out to attempt a 37-yard field goal, but the UofM had other plans. Because of the wind, Salazar had to keep the ball lower, which allowed Jackson Dillon to break through and block the attempt, keeping the score at 14-10 and swinging momentum the Tigers' way.

On the first play of the next possession, Hayes gained 21 yards. Then a targeting penalty on the next play added 15 yards to the end of a six-yard pass. The penalty also meant that Tulsa lost linebacker Craig Suits was out for the remainder of the evening.

Memphis would have to settle for a 37-yard field goal after a couple of holding penalties stalled the drive. Elliott's kick was true, and it was 14-13 Tulsa with just under two minutes to play in the half.

It looked as if that might be the score at the break, but the Tiger defense caused a quick three-and-out, and after a 20-yard punt, Memphis took over at its own 48 with 1:20 remaining in the half and a chance to take the lead.

After two quick plays for a net gain of one yard, the Tigers were facing a third and nine. Instead of forcing a throw, Lynch handed off to Hayes and he did the rest, taking it 51 yards to paydirt. The score completely flipped the game around and gave Memphis its first lead at 20-14. It was a lead the Tigers wouldn't relinquish.

Tulsa received the ball to open the second half, but they quickly went three and out. The Tiger defense would force the Golden Hurricane to do that on five-straight possessions into the third quarter.

Memphis was unable to get anything going on its own first two possessions, but finally broke through

on the third. After the Tiger defense forced Tulsa to punt from its own eight, Lynch and the offense took over at their opponent's 49 and 9:10 remaining in the third quarter. Lynch found Mose Frazier for 16 yards to the Tulsa 33. Memphis would pick up three more yards before making way for Elliott, who booted it through from 47 yards to make it a two score ball-game 23-14.

Elliott would add a 51-yard field goal late in the third quarter. Hayes would score from 30 and 14 yards out in the fourth quarter.

TEAM STATISTICS	TLS	MEM
First Downs	22	23
Net Yards Rushing	34-62	41-243
Net Yards Passing	349	183
Comp-Att-Int	28-54-0	18-31-0
Total Offense Yards	88-411	72-426
Average Gain Per Play	4.7	5.9
Fumbles: Number-Lost	1-0	3-1
Penalties: Number-Yards	11-111	4-40
Punts-Yards	9-344	5-190
Average Yards Per Punt	38.2	38.0
Net Yards Per Punt	36.4	38.0
Kickoffs-Yards	3-173	9-579
Average Yards Per Kickoff	57.7	64.3
Net Yards Per Kickoff	41.7	43.0
Punt Returns: Number-Yds-TD	0-0-0	2-16-0
Kickoff Returns: No.-Yds-TD	4-67-0	2-48-0
Interceptions: Number-Yds TD	0-0-0	0-0-0
Fumble Returns: No.-Yds-TD	1-6-1	0-0-0
Possession Time	33:56	26:04
Third-Down Conversions	8 of 20	6 of 17
Fourth-Down Conversions	0 of 2	0 of 0
Red-Zone Scores-Chances	1-2	3-3
Touchdowns	1-2	2-3
Field Goals	0-2	1-3
Sacks by: Number-Yards	0-0	3-20
Field Goals	0-1	4-5

SCORE BY QUARTER	1	2	3	4	F
Tulsa	7	7	0	06	20
Memphis	0	20	6	14	40

SCORING SUMMARY				
Q	TIME	SCORING PLAY	V-H	
1st	0:06	TLS - Nelson 6 fumb recovery (Salazar kick)	7-0	
2nd	14:37	MEM - Elliott 53 FG	7-3	
	10:07	TLS - Patterson 28 pass from Evans (Salazar kick)	14-3	
	8:17	MEM - Lynch 3 run (Elliott kick)	14-10	
	1:50	MEM - Elliott 37 FG	14-13	
	0:14	MEM - Hayes 51 run (Elliott kick)	14-20	
3rd	7:57	MEM - Elliott 47 FG	14-23	
	3:59	MEM - Elliott 51 FG	14-26	
4th	10:06	MEM - Hayes 30 run (Elliott kick)	14-33	
	6:00	TLS - Garrett 1 pass from Evans (rush failed)	20-33	
	2:50	MEM - Hayes 14 run (Elliott kick)	20-40	

INDIVIDUAL STATISTICAL LEADERS

Rushing (Att.-Yds.-TD): TLS - Langer (20-43-0), Dickerson (5-17-0), Flanders (2-5-0); MEM - Hayes (29-199-3), Lynch (4-47-1), Frazier (1-2-0).

Passing (C-A-I-Yds-TD): TLS - Evans (28-54-0-349-2), MEM - Lynch (18-31-0-183-0).

Receiving (Rec.-Yds-TD): TLS - Lucas (11-120-0), Garrett (5-52-1), Atkinson (4-49-0), Louie (2-40-1), Brewer (2-32-0), Patterson (1-28-1); MEM - Proctor (5-21-0), Cross (2-35-0), Fraizer (4-28-0), Jones (2-34-0), Henderson (3-36-0), Malone (1-29-0).

Tackle Leaders (U-A-TT): TLS - Mudoh (9-3-12), Nelson (7-0-7), Sizelove (5-1-6), Osborne (5-0-5); MEM - McCain (7-0-7), Ifedi (5-2-7), Redden (6-0-6), Etienne (5-0-5).

Sacks (No.-Yds): TLS - None. MEM - Ifedi (1-9), Hunter (1-9), Avery (1-2).



GAME NO. 9 - AT TEMPLE



MEMPHIS	16
TEMPLE	13
LINCOLN FINANCIAL FIELD NOVEMBER 7, 2014	

Memphis place-kicker Jake Elliott booted a 31-yard field goal as time expired to lift the Tigers to a 16-13 win over Temple. With the program's third straight victory, Memphis became bowl eligible for the first time since 2008.

Elliott's field goal culminated a 12-play, 66-yard drive which consumed the game's final 2:40.

Temple's Austin Jones kicked a 46-yard field goal with 2:46 to play and tied the game at 13-13.

Memphis had managed just 201 yards of total offense through three quarters. But the Tigers perfectly executed the two-minute offense with the possession to get into position for the game-winning field goal.

Right out of the gate, Paxton Lynch hooked up with Mose Frazier for a 12-yard completion to spark the series. Frazier, who had a career-high eight catches for 110 yards on the night, also caught a first-down pass for four yards to midfield.

Brandon Hayes would catch a seven-yard pass and Tevin Jones' 12-yard reception to the Temple 31

moved the Tigers into field goal range with 51 seconds to play.

Keiwone Malone would add an 11-yard reception to the 20 before Hayes ran for nine to the 11. A couple runs by Lynch moved the ball to the center of the field for Elliott.

Memphis came back from a 10-0, first-quarter deficit.

Jones capped Temple's first offensive series with a 43-yard field goal and Kenneth Harper would later have a 75-yard scoring run in the quarter. Harper's run was the longest against the Tigers this season.

Temple's opening-drive field goal marked just the second time this season an opponent had scored on its opening series (Cincinnati score a touchdown on its first drive).

The Tigers got on the board in the second quarter after Tevin Jones blocked a punt which was recovered by Frazier at the Temple 31. Elliott would boot a 42-yard field goal.

Temple's next punt by Alex Starzyk went just 16 yards to the Memphis 41 and on first down, Frazier snarred a catch for a 42-yard pickup to the Temple 17. Hayes would later cover that distance with a touchdown catch and Elliott's PAT tied the game at 10-10.

A fumbled punt return by the Owls set the Tigers up for a 27-yard, go-ahead field goal by Elliott with 1:39 to play in the third quarter.

With the three field goals during the game, Elliott moved to seventh in career field goals made. He now has 31 for his career. And with his 10 points scored, Elliott posted his third-straight game with 10-plus points and fifth of the career.

In addition to kicking three field goals against Temple, Elliott had two touchbacks among his four kickoffs. A third Elliott kick was returned out of the end zone for just a 17-yard gain.

Memphis finished the night with 312 yards of total offense while Temple had 298 yards.

Lynch completed 21-of-28 passes for 230 yards and a touchdown. During the game, the sophomore signal caller surpassed the 2,000-yard season passing mark for a second straight year. Lynch became just the third Memphis quarterback to pass for multiple, 2,000-yard seasons.

Hayes went over the 2,000-yard rushing mark for his career during the game.

Memphis was 3-for-3 on red zone opportunity while the Tigers' defense held the Owls scoreless on two, red zone opportunities.

TEAM STATISTICS	MEM	TU
First Downs	17	16
Net Yards Rushing	40-82	32-158
Net Yards Passing	230	140
Comp-Att-Int	21-28-0	16-37-1
Total Offense Yards	68-312	69-298
Average Gain Per Play	4.6	4.3
Fumbles: Number-Lost	2-1	2-1
Penalties: Number-Yards	6-46	4-30
Punts-Yards	8-285	8-206
Average Yards Per Punt	35.6	25.8
Net Yards Per Punt	33.1	25.1
Kickoffs-Yards	4-255	4-248
Average Yards Per Kickoff	638	62.0
Net Yards Per Kickoff	53.2	43.5
Punt Returns: Number-Yds-TD	4-5-0	2-20-0
Kickoff Returns: No.-Yds-TD	4-74-0	1-17-0
Interceptions: Number-Yds TD	1-0-0	0-0-0
Fumble Returns: No.-Yds-TD	0-0-0	0-0-0
Possession Time	28:54	31:06
Third-Down Conversions	5 of 17	6 of 17
Fourth-Down Conversions	0 of 0	0 of 0
Red-Zone Scores-Chances	3-3	0-2
Touchdowns	1-3	0-2
Field Goals	2-3	0-2
Sacks by: Number-Yards	2-21	1-6
Field Goals	3-4	2-3

SCORE BY QUARTER	1	2	3	4	F
Memphis	0	10	3	3	16
Temple	10	0	0	3	13

SCORING SUMMARY				
Q	TIME	SCORING PLAY	V-H	
1st	11:24	TU - Jones 43 FG		0-3
	2:50	TU - Harper 75 run (Jones kick)		0-10
2nd	6:09	MEM - Elliott 42 FG		3-10
	3:58	MEM - Hayes 17 pass from Lynch (Elliott kick)		10-10
3rd	1:39	MEM - Elliott 27 FG		13-10
4th	2:46	TU - Jones 46 FG		13-13
	0:00	MEM - Elliott 31 FG		16-13

INDIVIDUAL STATISTICAL LEADERS

Rushing (Att.-Yds.-TD): MEM - Hayes (26-75-0), Cooper (3-4-0), Proctor (2-4-0), Frazier (1-2-0); TU - Harper (17-116-1), Walker (9-28-0), Thomas (4-9-0), Shippen (1-7-0).

Passing (C-A-I-Yds-TD): MEM - Lynch (21-28-0-230-1), TU - Walker (17-39-1-145-0).

Receiving (Rec.-Yds-TD): MEM - Frazier (8-110-0), Malone (3-36-0), Hayes (2-24-1), Jones (2-18-0), Mayhue (2-11-0), Cross (2-4-0), Henderson (1-22-0), Proctor (1-5-0); TU - Fitzpatrick (5-64-0), Christopher (3-23-0), Thompson (2-14-0), Harper (2-11-0), Shippen (2-8-0), Deloatch (1-12-0), Hairston (1-9-0), Yancy (1-4-0).

Tackle Leaders (U-A-TT): MEM - Harris (7-0-7), Jakes (5-0-5), Ifedi (5-0-5); TU - Smith (9-0-9), Matakovich (7-1-8), Pretlow (7-0-7).

Sacks (No.-Yds): MEM - Pegues (1-15), Suttles (1-6); TU - Martin-Oguike (1-6).



GAME NO. 10 - AT TULANE



MEMPHIS	38
TULANE	7
YULMAN STADIUM NOVEMBER 15, 2014	

Memphis cornerbacks Bobby McCain and Dontrell Nelson each had pick-six interceptions as the Tigers defeated Tulane 38-7, spoiling the Green Wave's first on-campus homecoming game in more than 40 years.

The 2014 season marked Tulane's first playing back on campus in Yulman Stadium.

With the win, Memphis notched its fourth American Athletic Conference road win. Memphis won four conference road games for the first time in program history. At 4-2, the Tigers equaled their best road mark since 2004.

"I think that we have a group that, I kind of like when we get them out of town," explained Memphis head coach Justin Fuente. "Quite honestly, we have an ability to focus and to dial in to the task at hand. We're here for only one reason, and we don't stay very long. We come in here to play a game and then get the heck out."

Memphis' defense set the tone during its first series on the field.

On Tulane's second play from scrimmage, McCain stepped in front of a receiver, picking off a pass and returning it 15 yards for the Tigers' first points. Memphis led 7-0 less than two minutes into the game.

Tulane quarterback Tanner Lee was also intercepted on the Green Wave's second series by Andrew Gaines.

With an offense that struggled early, accounting for just 93 total yards in the first half, Memphis would need a solid defensive performance along with solid special teams.

Memphis place-kicker Jake Elliott gave the Tigers a 10-0 lead in the second quarter with a 22-yard field goal.

Freshman punter Spencer Smith would average 46.9 yards on eight punts, including four of 50+ yards and three inside Tulane's 20.

A Tulane fumble recovered by Ryan Coleman would set up the Tigers' first offensive touchdown.

Memphis quarterback Paxton Lynch was able to find receiver Mose Frazier deep for a 38-yard touchdown pass.

"I saw him rolling and I just got in his vision," Frazier said. "I was hoping he would look up field. He did, he let it go, and I went and got it."

Frazier led Memphis with five receptions for 59 yards. Lynch completed 14-of-25 passes for 178 yards.

The Tigers would stretch their lead to 24-0 on Nelson's 58-yard interception return for a touchdown with 2:56 to play in the third quarter.

"The defense played a great game today," Frazier said. "They constantly bailed us out even though the offense started very slow. Bobby came out with a pick-6 and then Dontrell came out with a pick-6. Throughout the game they made stops every time we couldn't get anything going. Every time we got stopped, they went out and made a stop too."

Lynch would cap Memphis' next offensive series with a four-yard touchdown run, extending the Tigers' lead to 31-0 with four seconds left in the third quarter.

The Tiger defense pitched a shutout for three quarters. Tulane would finally get on the board by going 91 yards on 11 plays with Dontrell Hilliard scoring from 19 yards out with 1:55 to play.

Memphis would answer the late, Green Wave score.

After a failed on-side kick by Tulane, Memphis running back Robert Davis had three straight runs, scoring from two yards out. Davis began the drive with a 39-yard run and also carried for a six-yard gain.

Davis was the Tigers' co-leader in rushing yards with 47, matching Brandon Hayes' game total.

Tulane outgained Memphis 351 yards to 334. The Tigers, however, forced a season-high five takeaways - three picks and two fumble recoveries. Memphis scored a season-high 21 points off turnovers in the

win.

McCain's first-quarter interception marked the senior's fourth career pick-six. He also had an interception returned for a touchdown at Tulane his freshman season.

In addition to his interception returned four a touchdown, Nelson had a quarterback sack for a five-yard loss and two tackles for lost yardage.

TEAM STATISTICS	MEM	TUL
First Downs	13	21
Net Yards Rushing	40-156	39-155
Net Yards Passing	178	196
Comp-Att-Int	14-25-0	26-48-3
Total Offense Yards	65-334	87-351
Average Gain Per Play	5.1	4.0
Fumbles: Number-Lost	2-2	3-
Penalties: Number-Yards	4-51	3-30
Punts-Yards	9-401	10-376
Average Yards Per Punt	44.6	37.6
Net Yards Per Punt	42.8	33.4
Kickoffs-Yards	7-436	1-65
Average Yards Per Kickoff	62.3	65.0
Net Yards Per Kickoff	393	36.0
Punt Returns: Number-Yds-TD	5-42-0	1-16-0
Kickoff Returns: No.-Yds-TD	1-29-0	2-36-0
Interceptions: Number-Yds TD	3-76-2	0-0-0
Fumble Returns: No.-Yds-TD	0-0-0	1-6-0
Possession Time	26:25	33:35
Third-Down Conversions	2 of 14	6 of 18
Fourth-Down Conversions	0 of 0	0 of 1
Red-Zone Scores-Chances	3-3	1-2
Touchdowns	2-3	1-2
Field Goals	1-3	0-2
Sacks by: Number-Yards	1-5	3-23
Field Goals	1-2	0-1

SCORE BY QUARTER	1	2	3	4	F
Memphis	7	3	21	7	38
Tulane	0	0	0	7	7

SCORING SUMMARY				
Q	TIME	SCORING PLAY	V-H	
1st	13:05	MEM - McCain 15 INT return (Elliott kick)	7-0	
2nd	5:11	MEM - Elliott 22 FG	10-0	
3rd	9:25	MEM - Frazier 38 pass from Lynch (Elliott kick)	17-0	
	2:56	MEM - Nelson 58 INT return (Elliott kick)	24-0	
	0:04	MEM - Lynch 4 run (Elliott kick)	31-0	
4th	1:55	TLN - Hillard 19 run (Dirocco kick)	31-7	
	1:03	MEM - Davis 2 run (Elliott kick)	38-7	

INDIVIDUAL STATISTICAL LEADERS

Rushing (Att.-Yds.-TD): MEM - Davis (3-47-1), Hayes (17-47-0), Lynch (8-26-1), Cooper (8-25-0), Henderson (-1-11-0), McKillion (1-4-0); TLN - Thompson (12-70-0), Hillard (15-65-1), Badie (10-36-0).

Passing (C-A-I-Yds-TD): MEM - Lynch (14-25-0-178-1); TLN Lee (26-48-3-196-0).

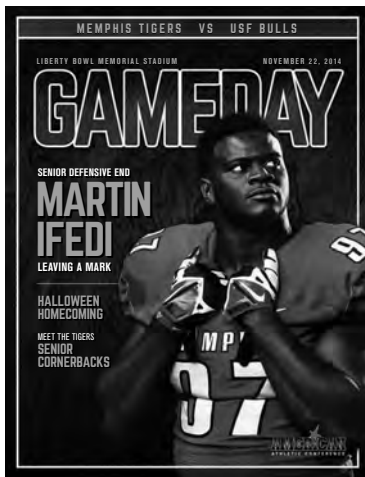
Receiving (Rec.-Yds-TD): MEM - Frazier (5-59-1), Malone (3-28-0), Jones (2-52-0), Proctor (2-37-0), Cross (1-11-0), TLN - Veal (6-48-0), Hilliard (6-12-0), Encalade (4-49-0), Shackelford (4-37-0), Scott (1-19-0), Marfisi (1-9-0), James (1-8-0), Breaux (1-8-0), Jones (1-4-0), Butler (1-2-0).

Tackle Leaders (U-A-TT): MEM - McCain (6-1-7), Etienne (6-1-7), Jakes (6-0-6), White (6-0-6); TLN - Nickerson (6-1-7), Monroe (5-2-7), Thomas (5-0-5), Marley (3-2-5).

Sacks (No.-Yds): MEM - Nelson (1-5); tLN - Smart (2-18), LaFrance (1-5).



GAME NO. 11 - VS USF



USF	20
MEMPHIS	31
LIBERTY BOWL MEMORIAL STADIUM NOVEMBER 22, 2014	

Paxton Lynch scored using his feet and his arm as he led the Tigers to a 31-20 victory against USF.

Lynch scored a pair of rushing touchdowns and two more through the air, making him responsible for all four touchdowns the Tigers scored on the afternoon. With the performance, Lynch moved past Steve Matthews (1992-93), Billy Fletcher (1963-65), and Dave Casinelli (1960-63) for sixth all-time in TDs responsible for.

Senior defensive end Martin Ifedi's sack in the fourth quarter gave him 22.5 for his career, breaking the program record Tramont Lawless (1996-99) had held.

Memphis started the game from its own 25 after receiving the opening kick. A 47-yard run from Brandon Hayes brought the ball down to the South Florida 30, but a penalty stalled the drive and forced a field goal attempt. Jake Elliott's kick from 45 yards missed wide right.

USF took over at its own 27 and drove down the field using a couple of big, third-down completions. The Bulls had first down and goal from the five, but the Tigers defense stiffened and forced South Florida to settle for a 21-yard field goal.

Memphis responded on its next drive, taking the

ball nine plays and 75 yards in just over three minutes. The drive was helped along after a roughing the passer penalty call against the Bulls on a play where Lynch hit Keiwone Malone for 15 yards. The call put the ball on the 25 yard line in USF territory. After a two-yard loss, Lynch broke off a 24-yard rush that, after review, was placed at the one. Lynch would take it in himself on the next play for six. After Elliott added the PAT, it was Memphis 7, USF 3.

The UofM took over at its own 44 with 2:41 remaining in the first quarter and would methodically drive down the field before scoring on the final play of the quarter. Hayes took it to midfield on the first play, and then Lynch found Alan Cross for 18 yards. Hayes took it seven yards on the next two plays, and then 12 more a couple of plays later. Lynch finished the drive by rushing it in from the five. Elliott's extra point made it 14-3 Memphis.

It didn't take USF long to respond, as the first play of the second quarter, following a touchback, was a 75-yard touchdown run from Marlon Mack, making it 14-10.

The lead would only stay within four for a minute and a half, as Memphis took it right down the field. Lynch found Adrian Henderson for 24 yards on the second play of the drive. After a six-yard rush from Hayes, Lynch hit Mose Frazier for 42 yards and the touchdown, bringing the score to 21-10.

USF's next possession was a long one. It spanned 16 plays and 8:03 of game clock, but only resulted in another field goal. Memphis had an opportunity to cut the drive short early on, but a personal foul for a horse collar tackle negated what was a drive-ending sack on third down. After Marvin Kloss knocked his second field goal through, it was 21-13. That was the last points USF would muster until just a few minutes remained.

At the break, Memphis had outgained USF 288-213, and had earned four more first downs than its opponent. Hayes rushed for 102 yards in the first half, his second time to break the century mark this season. Lynch had 38 yards rushing himself, including two touchdowns. He also had 149 yards and a TD through the air.

The Memphis defense forced three fumbles in the half, but was unable to turn any of them into turnovers.

The second half began with USF taking over at its own 19. After a few first downs, the drive stalled and the Bulls punted from midfield. The two teams would then have back-to-back three and outs. USF's came inside its own five after Nick Jacobs' punt was downed inside the one.

The resulting USF punt gave Memphis ideal position at the Bulls' 27, and the Tigers would take advantage in two plays. Lynch hit Mayhue for 16 yards to the 11,

and then he found Hayes for the touchdown to make it 28-13.

USF got it into Memphis territory on its next drive, getting it all the way down inside the five for first down and goal. Once again, the Tiger defense bent but didn't break, forcing a one-yard loss on first and goal. On second down, Ryan Coleman sacked Mike White. On third down USF tried a reverse, but Jackson Dillon snuffed it out and knocked the ball loose. This time Memphis was able to recover, as Donald Pennington jumped on it at the 16.

TEAM STATISTICS	USF	MEM
First Downs	20	19
Net Yards Rushing	35-95	39-238
Net Yards Passing	301	232
Comp-Att-Int	27-46-0	18-23-0
Total Offense Yards	81-396	62-470
Average Gain Per Play	4.9	7.6
Fumbles: Number-Lost	4-1	0-0
Penalties: Number-Yards	2-29	6-58
Punts-Yards	6-239	4-157
Average Yards Per Punt	39.8	39.2
Net Yards Per Punt	32.5	37.8
Kickoffs-Yards	4-260	6-390
Average Yards Per Kickoff	65.0	65.0
Net Yards Per Kickoff	37.5	41.0
Punt Returns: Number-Yds-TD	1-6-0	4-44-0
Kickoff Returns: No.-Yds-TD	1-19-0	1-35-0
Interceptions: Number-Yds TD	0-0-0	0-0-0
Fumble Returns: No.-Yds-TD	0-0-0	0-0-0
Possession Time	36:47	23:13
Third-Down Conversions	9 of 21	5 of 12
Fourth-Down Conversions	3 of 3	0 of 0
Red-Zone Scores-Chances	3-4	4-4
Touchdowns	1-4	3-4
Field Goals	2-4	1-4
Sacks by: Number-Yards	0-0	4-21
Field Goals	2-2	1-3

SCORE BY QUARTER	1	2	3	4	F
USF	3	10	0	7	20
Memphis	14	7	7	3	31

SCORING SUMMARY				
Q	TIME	SCORING PLAY	V-H	
1st	7:32	USF - Kloss 21 FG	3-0	
	4:29	MEM - Lynch 1 run (Elliott kick)	3-7	
2nd	0:00	MEM - Lynch 5 run (Elliott kick)	3-14	
	14:49	USF - Mack 75 run (Kloss kick)	10-14	
	13:25	MEM - Frazier 42 pass from Lynch (Elliott kick)	10-21	
	1:17	USF - Kloss 35 FG	13-21	
3rd	7:37	MEM - Hayes 11 pass from Lynch (Elliott kick)	13-28	
4th	14:22	MEM - Elliott 35 FG	13-31	
	1:14	USF - Davis 9 pass from Bench (Kloss kick)	20-31	

INDIVIDUAL STATISTICAL LEADERS

Rushing (Att.-Yds.-TD): USF - Mack (16-102-1), Tice (7-8-0), Flowers (2-4-0), Johnson (1-3-0); MEM - Hayes (21-189-0), Lynch (8-44-2), Cooper (5-18-0), Frazier (1-7-0).

Passing (C-A-I-Yds-TD): USF - White (21-35-0-244-0), Bench (6-11-0-57-1); MEM - Lynch (18-23-0-232-2).

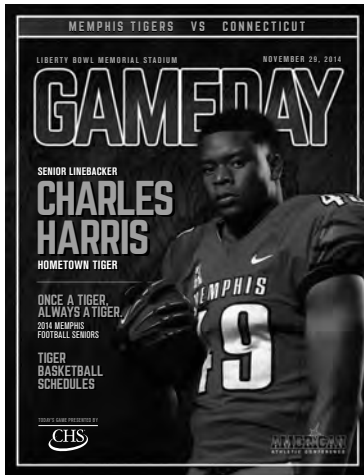
Receiving (Rec.-Yds-TD): USF - Mack (8-57-0), McFarland (4-64-0), Davis (4-62-1), Welch (3-23-0), Tice (3-18-0), Swanner (-1-25-0), Price (1-24-0), Johnson (1-13-0), Turner (1-10-0), Bronson (1-5-0); MEM - Frazier (3-82-1), Malone (3-31-0), Proctor (3-22-0), Hayes (3-18-1), Henderson (2-38-0), Cross (2-21-0), Mayhue (1-16-0), Jones (1-4-0).

Tackle Leaders (U-A-TT): USF - Byrd (8-0-8), Cliett (5-0-5), Sanchez (4-1-5); MEM - Jakes (8-2-10), McCain (5-0-5), Pegues (4-0-4), Gaines (3-1-4), Coleman (3-1-4).

Sacks (No.-Yds): USF - None. MEM - Coleman (1-4), Avery (1-7), Ifedi (1-6), Hunter (1-4).



GAME NO. 12 - VS UCONN



UCONN	10
MEMPHIS	41
LIBERTY BOWL MEMORIAL STADIUM NOVEMBER 29, 2014	

The University of Memphis football team claimed at least a share of the fifth conference championship in school history with its 41-10 rout of UConn on Saturday afternoon at the Liberty Bowl. The Tigers (9-3) pick up their ninth win of the season and most in a single regular season since 1963. UConn falls to 2-9 and 1-6 in American Athletic Conference play as the Blue and Gray even the all-time series 1-1.

The Blue and Gray capped off the balanced offensive approach with 178 rushing yards and 194 passing yards while the defense stymied the Huskies for the majority of the evening, allowing 107 rushing yards and 162 yards through the air.

Sophomore quarterback Paxton Lynch found the end zone often in the contest, throwing for 194 yards and four scoring tosses while adding 40 yards rushing on nine carries. The four touchdown passes were a career-high for the sophomore from Deltona, Fla. Lynch finished the night 22-of-41 and his four TD passes were the second most in a single game in school history.

Senior Brandon Hayes rushed for 60 yards to lead the Tigers' running game.

Senior Keiwone Malone pulled in seven catches, including a pair of touchdowns from seven and nine yards out. On his senior day, the wide receiver had a game-high 70 yards in the winning effort.

The Memphis defense baffled the Huskies for much of the game with six three-and-outs on 14 possessions along with a fumble recovery and an interception in the third quarter.

The Tigers were forced to punt on the opening possession before back-to-back series of 13 and eight plays resulted in Jake Elliot field goals from 21 and 22 yards out. The Blue and Gray eventually broke the seal of the end zone just before halftime when Malone hauled in a Lynch pass with 1:55 to play before the intermission to give the Tigers a 13-0 lead. But UConn got on the board before the end of the half, as Bobby Puyol connected on a field goal from 45 yards out with three seconds to put the Huskies on the board.

After a first half riddled with mistakes for both teams, Memphis poured it on in the second half, finding the end zone on four separate occasions despite running eight plays for 16 yards on its first two possessions after the break.

The Tigers capitalized on the first of the Huskies turnovers, a fumble recovered by Martin Ifedi and forced by Derek Howard, on another nine-yard scoring toss from Lynch to Malone, pushing the score to 20-3 and sparking a run of three straight series with touchdown passes.

A three-and-out forced by the Memphis defense gave the offense the ball back with decent field position, looking to further expand on the lead. The Tigers marched methodically down the field, going 65 yards on nine plays, capping the drive with a beautiful one-handed catch in the endzone by Tevin Jones.

On the following play from scrimmage, Memphis' Fritz Etienne picked off a Tim Boyle pass at the 40 yard line for his third interception of the season. The Tigers' offense found the Promised Land six plays later on a 21-yard strike from Lynch to Phil Mayhue for Lynch's third-straight drive with a scoring toss. During those three drives, Lynch went 8-of-10 for 79 yards.

The Huskies wouldn't be denied a trip to the end-zone however. Trailing 34-3, UConn's Boyle connect-

ed with Arkeel Newsome from 39 yards out to cut into the deficit with just over 12 minutes remaining in the game.

Memphis' Jarvis Cooper would round out the cavalcade of scoring, punching it in from a yard out with just five minutes remaining for a 41-10 Tigers lead.

In their final home game, seniors Tank Jakes and Bobby McCain recorded nine and seven tackles, respectively, to lead a defense that yielded 17 points or fewer in seven games this season.

TEAM STATISTICS	UCONN	MEM
First Downs	14	28
Net Yards Rushing	36-107	44-178
Net Yards Passing	162	194
Comp-Att-Int	13-27-1	22-41-0
Total Offense Yards	63-269	85-372
Average Gain Per Play	4.3	4.4
Fumbles: Number-Lost	1-1	1-0
Penalties: Number-Yards	10-115	4-40
Punts-Yards	9-332	7-256
Average Yards Per Punt	36.9	36.6
Net Yards Per Punt	32.4	36.6
Kickoffs-Yards	3-139	8-515
Average Yards Per Kickoff	46.3	64.4
Net Yards Per Kickoff	32.3	40.5
Punt Returns: Number-Yds-TD	0-0-0	1-0-0
Kickoff Returns: No.-Yds-TD	1-16-0	3-42-0
Interceptions: Number-Yds TD	0-0-0	1-0-0
Fumble Returns: No.-Yds-TD	0-0-0	0-0-0
Possession Time	28:07	31:53
Third-Down Conversions	5 of 15	8 of 18
Fourth-Down Conversions	0 of 0	1 of 1
Red-Zone Scores-Chances	0-1	6-6
Touchdowns	0-1	4-6
Field Goals	0-1	2-6
Sacks by: Number-Yards	1-10	0-0
Field Goals	1-2	2-2

SCORE BY QUARTER	1	2	3	4	F
UConn	0	3	0	7	10
Memphis	6	7	21	7	41

SCORING SUMMARY				
Q	TIME	SCORING PLAY	V-H	
1st	4:59	MEM - Elliott 21 FG	0-3	
	0:44	MEM - Elliott 22 FG	0-6	
2nd	1:55	MEM - Malone 6 pass from Lynch (Elliott kick)	0-13	
	0:03	UConn - Puyol 45 FG	3-13	
	7:36	MEM - Malone 9 pass from Lynch (Elliott kick)	3-20	
3rd	3:15	MEM - Jones 12 pass from Lynch (Elliott kick)	3-27	
	0:53	MEM - Mayhue 21 pass from Lynch (Elliott kick)	3-34	
	12:22	UConn - Newsome 39 pass from Boyle (Puyol kick)	10-34	
4th	5:09	MEM - Cooper 1 rush (Elliott kick)	10-41	

INDIVIDUAL STATISTICAL LEADERS

Rushing (Att.-Yds.-TD): UConn - Johnson (22-67-0), Delorenzo (5-37-0), Marriner (4-8-0); MEM - Hayes (27-60-0), Cooper (8-48-1), Lynch (9-40-0), Frazier (1-12-0), Bishop (1-6-0), Wallace (2-6-0), Davis (1-3-0), Craft (4-2-0).

Passing (C-A-I-Yds-TD): UConn - Boyle (12-24-1-160-1), Whitmer (1-1-0-2-0); MEM - Lynch (22-41-0-194-4).

Receiving (Rec.-Yds-TD): UConn - Davis (5-62-0), Thomas (4-41-0), Delorenzo (2-18-0), Newsome (1-39-1), Foxx (1-2-0); MEM - Malone (7-70-2), Frazier (5-16-0), Mayhue (3-33-1), Proctor (3-24-0), Henderson (2-33-0), Jones (1-12-1), Cross (1-6-0).

Tackle Leaders (U-A-TT): UConn - Adams (12-1-13), Melifonwu (8-0-8), Williams (6-0-6); MEM - Jakes (7-2-9), McCain (6-1-7), Hollier (5-0-5), Harris (4-1-5)

Sacks (No.-Yds): UConn - Ormsby (1-1). MEM - None.



2014 MEMPHIS FOOTBALL STATISTICS

OVERALL RECORD: 9-3 | HOME: 5-1 | AWAY: 4-2 | AMERICAN ATHLETIC CONFERENCE: 7-1

2014 RESULTS

DATE	OPPONENT	W/L	SCORE	ATT.
Aug 30	AUSTIN PEAY	W	63-0	27,361
Sep 6	at UCLA	L	42-35	72,098
Sep 20	MIDDLE TENNESSEE	W	36-17	46,378
Sep 27	at Ole Miss	L	24-3	61,291
Oct 4	at Cincinnati	W	41-14	25,456
Oct 11	HOUSTON	L	28-24	32,784
Oct 25	at SMU	W	48-10	19,498
Oct 31	TULSA	W	40-20	26,846
Nov 7	at Temple	W	16-13	23,882
Nov 15	at Tulane	W	38-7	28,614
Nov 22	USF	W	31-20	34,635
Nov 29	CONNECTICUT	W	41-10	35,102

Overall Attendance: 433,945 (36,162)

Home: 203,106 (33,851) | Away: 230,839 (38,473)

TEAM STATISTICS

	MEMPHIS	OPPONENT
Scoring	416	205
Points Per Game	34.7	17.1
Points Off Turnovers	99	28
First Downs	270	223
Rushing/Passing	110/134	76/125
Penalty	26	22
Total Net Yards	5072	4119
Total Plays	915	868
Plays per Game	76.3	72.3
Avg per Play	5.5	4.7
Avg per Game	422.7	343.2
Net Rushing Yards	2302	1503
Rushing Yds Gained	2618	1854
Rushing Yds Lost	316	351
Total Attempts	543	423
Avg per Attempt	4.2	3.6
Avg per Game	191.8	125.2
TDs Rushing	19	11
Net Passing Yards	2770	2616
Comp/Att/Int	238/372/6	241/445/14
Avg per Pass	7.4	5.9
Avg per Catch	11.6	10.9
Avg per Game	230.8	218.0
TDs Passing	19	11
Punts/Avg/Blk	68/38.7/0	90/37.3/1
Net Punting	37.9	32.5
Avg Punts per Game	5.7	7.5
Punt Ret/Yds/Avg	36/329/9.1	13/36/2.8
Kickoff Ret/Yds/Avg	30/700/23.3	27/489/18.1
Turnovers Gained/Lost	15	27
Interceptions/Yds/Avg	14/170/12.1	6/159/26.5
Fumbles/Lost	18/9	25/13
Turnover Margin	+1.00	
Penalties/Yds	75/727	78/761
Yds Penalized/Game	60.6	63.4
3rd Dwn Cnv/Att/Pct	68/187/36%	70/195/36%
4th Dwn Cnv/Att/Pct	7/11/64%	7/12/36%
Time of Possession Avg	30:04	29:56
Touchdowns Scored	51	26
Field Goals/Attempts	19/29	8/17
On-Side Kicks	0/0	0/4
Red-Zone Scores/Att/Pct	50/53/94%	19/29/66%

SCORE BY QUARTERS

	1	2	3	4	OT	TOTAL	GAME
Memphis	105	133	99	79	0	416	34.7
Opponents	54	56	27	68	0	205	17.1

RUSHING

NAME	G	ATT	YDG	YDL	YDS	AVG	TD	LG	AVG/G
Brandon Hayes	11	174	943	43	900	5.2	5	51	81.8
Jarvis Cooper	11	70	370	10	360	5.1	4	37	32.7
Sam Craft	7	82	343	40	303	3.7	3	19	43.3
Paxton Lynch	12	100	416	133	283	2.8	10	29	23.6
Doroland Dorceus	4	46	251	14	237	5.2	4	40	59.2
Robert Davis	3	10	84	3	81	8.1	1	39	27.0
Mose Frazier	12	10	70	3	67	6.7	0	33	5.6
Tearris Wallace	3	14	57	4	53	3.8	0	7	17.7
Jason Stewart	5	6	35	12	23	3.8	0	14	4.6
Keiwone Malone	12	2	22	0	22	11.0	0	13	1.8
Adrian Henderson	10	1	11	0	11	11.0	0	11	1.1
Drew Bishop	9	1	6	0	6	6.0	0	6	0.7
Greg McKillion	8	1	4	0	4	4.0	0	4	0.5
Alan Cross	12	1	1	0	1	1.0	1	1	0.1
Tevin Jones	12	1	0	0	0	0.0	0	0	0.0
Roderick Proctor	12	7	5	21	-16	-2.3	0	4	-1.3
TEAM	9	17	0	33	-33	-1.9	0	0	-3.7
Memphis	12	543	2618	316	2302	4.2	28	51	191.8
Opponents	12	423	1854	351	1503	3.6	14	75	125.2

PASSING

NAME	G	EFF	CMP	ATT	INT	PCT	YDS	TD	LG	AVG/G
Paxton Lynch	12	139.32	235	367	6	64.0	2725	18	54	227.1
Jason Stewart	5	252.00	3	4	0	75.0	45	1	29	9.0
Keiwone Malone	12	0.00	0	1	0	0.0	0	0	0	0.0
Memphis	12	140.16	238	372	6	64.0	2770	19	54	230.8
Opponents	12	105.40	241	445	14	54.2	2616	11	80	218.0

RECEIVING

NAME	G	NO	YDS	AVG	TD	LG	AVG/G
Mose Frazier	12	43	475	11.0	3	42	39.6
Keiwone Malone	12	39	480	12.3	2	42	40.0
Tevin Jones	12	33	442	13.4	3	33	36.8
Alan Cross	12	25	304	12.2	3	50	25.3
Roderick Proctor	12	25	245	9.8	0	27	20.4
Adrian Henderson	10	16	225	14.1	1	43	22.5
Sam Craft	7	15	83	5.5	0	17	11.9
Phil Mayhue	12	13	219	16.8	2	54	18.2
Brandon Hayes	11	12	84	7.0	3	18	7.6
Daniel Montiel	9	6	107	17.8	1	29	11.9
Joe Craig	11	4	32	8.0	0	13	2.9
Robby Young	8	1	29	29.0	1	29	3.6
Daniel Hurd	4	1	28	28.0	0	28	7.0
Robert Davis	3	1	8	8.0	0	8	2.7
Greg McKillion	8	1	8	8.0	0	8	1.0
Jarvis Cooper	11	1	2	2.0	0	2	0.2
Tearris Wallace	3	1	1	1.0	0	1	0.3
Doroland Dorceus	4	1	-2	-2.0	0	0	-0.5
Memphis	12	238	2770	11.6	19	54	230.8
Opponents	12	241	2616	10.9	11	80	218.0

PUNT RETURNS

NAME	G	NO	YDS	AVG	TD	LG
Keiwone Malone	12	30	242	8.1	0	24
Joe Craig	11	3	82	27.3	0	53
Roderick Proctor	12	1	8	8.0	0	8
B.J. Ross	12	1	-5	-5.0	0	0
Mose Frazier	12	1	2	2.0	0	2
Memphis	12	36	329	9.1	0	53
Opponents	12	13	36	2.8	0	21



PAXTON LYNCH GAME-BY-GAME PASSING									
	COMP	ATT	INT	PCT	YARDS	TD	LONG	SACKED	EFFIC
Austin Peay	20	27	1	74.1	242	2	39	0-0	166.40
at UCLA	27	41	0	65.9	305	1	33	1-6	136.39
Middle Tennessee	21	35	1	60.0	219	2	50	0-0	125.70
at Ole Miss	13	31	1	41.9	81	0	42	4-38	57.43
at Cincinnati	18	25	0	72.0	311	2	43	0-0	202.90
Houston	26	37	3	70.3	243	2	20	2-11	127.06
at SMU	17	23	0	73.9	307	1	54	2-17	200.38
Tulsa	18	31	0	58.1	183	0	30	0-0	107.65
at Temple	21	28	0	75.0	230	1	42	1-6	155.79
at Tulane	14	25	0	56.0	178	1	38	3-23	129.01
USF	18	23	0	78.3	232	2	42	0-0	191.69
UConn	22	41	0	53.7	194	4	21	1-10	125.60
Totals	235	367	6	64.0	2725	18	54	14-111	139.32

JASON STEWART GAME-BY-GAME PASSING									
	COMP	ATT	INT	PCT	YARDS	TD	LONG	SACKED	EFFIC
at SMU	3	4	0	75.0	45	1	29	1-12	252.00
Totals	3	4	0	75.0	45	1	29	1-12	252.00

GAME-BY-GAME RUSHING (No.-Yds-TDs)										
OPPONENT	JARVIS COOPER	SAM CRAFT	ROBERT DAVIS	DOROLAND DORCEUS	BRANDON HAYES	PAXTON LYNCH	JASON STEWART	TEARRIS WALLACE		
Austin Peay	8-101-1	8-27-1	DNP	10-41-2	11-59-1	5-34-2	1-8-0	10-37-0		
at UCLA	0-0-0	6-19-1	DNP	13-86-1	9-34-0	10-27-1	DNP	DNP		
Middle Tennessee	0-0-0	6-52-0	DNP	15-91-1	21-99-0	5-16-0	DNP	DNP		
at Ole Miss	7-29-0	3-(-16)-0	DNP	8-19-0	2-5-0	9-(-24)-0	DNP	2-10-0		
at Cincinnati	13-41-0	38-170-1	DNP	DNP	DNP	12-45-2	1-14-0	DNP		
Houston	-	17-49-0	DNP	DNP	7-34-0	15-35-1	DNP	DNP		
at SMU	16-93-2	DNP	DNP	DNP	14-99-1	6-(-6)-0	4-1-0	DNP		
Tulsa	2-1-0	DNP	DNP	DNP	29-199-3	6-47-1	DNP	DNP		
at Temple	3-4-0	DNP	DNP	DNP	26-75-0	7-(-1)-0	DNP	DNP		
at Tulane	8-25-0	DNP	3-47-0	DNP	17-47-0	8-26-1	-	DNP		
USF	5-18-0	DNP	DNP	DNP	21-189-0	8-44-2	DNP	DNP		
UConn	8-48-1	4-2/0	1-3/0	DNP	17-60-0	9-40-0	-	2-6-0		
Totals	70-360-4	82-303-3	10-81-1	46-237-4	174-900-5	100-283-10	6-23-0	14-53-0		

GAME-BY-GAME RECEIVING (No.-Yds-TDs)													
OPPONENT	SAM CRAFT	JOE CRAIG	ALAN CROSS	DOROLAND DORCEUS	MOSE FRAZIER	BRANDON HAYES	ADRIAN HENDERSON	DANIEL HURD	TEVIN JONES	KEIWONE MALONE	PHIL MAYHUE	DANIEL MONTIEL	RODERICK PROCTOR
Austin Peay	3-14-0	1-8-0	4-48-1	-	4-55-1	-	DNP	1-28-0	4-31-0	3-58-0	-	-	0-0-0
at UCLA	3-38-0	1-12-0	2-22-0	1-(-2)-0	3-15-0	5-48-1	DNP	DNP	3-74-0	6-67-0	-	1-3-0	2-28-0
Middle Tennessee	1-8-0	2-12-0	2-57-2	-	4-39-0	1-4-0	-	DNP	1-1-0	6-76-0	3-25-0	-	1-5-0
at Ole Miss	4-(-1)-0	0-0-0	-	0-0-0	1-5-0	0-0-0	1-11-0	0-0-0	1-4-0	4-59-0	-	-	-
at Cincinnati	-	-	2-34-0	DNP	1-16-0	DNP	3-77-1	DNP	5-70-1	2-15-0	3-38-0	-	3-61-0
Houston	4-24-0	DNP	4-38-0	DNP	3-37-0	1-(-2)-0	2-12-0	DNP	6-72-1	-	-	1-20-1	5-42-0
at SMU	DNP	-	2-28-0	DNP	2-13-0	-	1-5-0	0-0-0	5-70-0	1-11-0	2-96-1	4-84-0	-
Tulsa	DNP	-	3-35-0	DNP	4-28-0	-	3-36-0	DNP	2-34-0	1-29-0	-	-	5-21-0
at Temple	DNP	-	2-4-0	DNP	8-110-0	2-24-1	1-22-0	DNP	2-18-0	3-36-0	-	DNP	1-5-0
at Tulane	DNP	-	1-11-0	DNP	5-59-1	-	1-(-9)-0	DNP	2-52-0	3-28-0	-	DNP	2-37-0
USF	DNP	-	2-21-0	DNP	3-82-1	3-18-1	2-38-0	DNP	1-4-0	3-31-0	1-16-0	DNP	3-22-0
UConn	-	-	1-6-0	DNP	5-16-0	-	2-33-0	-	1-12-1	7-70-2	3-33-1	-	3-24-0
Totals	15-83-0	4-32-0	25-304-3	1-(-2)-0	43-475-3	12-84-3	16-225-1	1-28-0	33-442-3	39-480-2	13-219-2	6-107-1	25-245-0



DEFENSE

No.	Defender	GP	UA	A	TOT	TFL/yds	SACKS/yds	Pass Defense			Fumbles		BLK	SAF
								INT/yds	BRUP	QBH	FR/yds	FF		
13	Tank Jakes	12	65	18	83	15.5/63	6.0/36	1/0	3	2	1/0	4	.	1
15	Fritz Etienne	12	37	8	45	2.0/2	.	3/17	3	6
49	Charles Harris	12	32	13	45	1.0/5	0.5/4	.	2	1	.	1	.	.
21	Bobby McCain	12	37	6	43	1.0/1	.	4/61	4	.	1/59	.	.	.
37	Bakari Hollier	12	29	8	37	1.5/12	.	1/0	10
56	Terry Redden	12	27	8	35	5.5/16	1.5/7
53	Leonard Pegues	12	29	5	34	6.0/40	2.0/25	.	.	2	.	1	.	.
39	Reggie Ball	12	25	9	34	.	.	1/24	.	.	2/0	.	.	.
28	Andrew Gaines	12	27	6	33	1.0/3	.	3/10	5
34	Jackson Dillon	12	25	7	32	6.0/26	1.5/5	.	1	.	.	1	1	.
97	Martin Ifedi	8	26	3	29	9.5/30	2.5/17	.	2	4	1/0	.	.	.
14	Latarius Brady	12	17	8	25	1.5/6	1.0/6	.	2	.	2/0	1	.	.
45	Noah Robinson	12	16	7	23	2.5/8
16	Wynton McManis	9	12	8	20	1.5/5	.	.	2	.	1/0	1	.	.
32	DeShaughn Terry	12	15	5	20	1.0	.	.	1	.	.	1	.	.
44	Ryan Coleman	9	16	3	19	4.0/12	1.0/4	.	2	19	1/0	1	.	.
6	Genard Avery	12	13	5	18	6.0/25	5.0/21	.	1
91	Ricky Hunter	12	13	4	17	7.5/25	3.5/17	.	2
30	Shareef White	11	12	4	16	.	.	.	1
17	Chris Morley	9	11	3	14	.	.	.	4
58	Donald Pennington	11	10	2	12	1.0/2	.	.	1	2	1/0	.	.	.
48	Ernest Suttles	12	9	3	12	3.0/26	2.0/20	.	.	.	1/0	.	.	.
10	Dontrell Nelson	11	7	1	8	1.5/5	0.5/3	1/58	2
29	Derek Howard	5	7	1	8	1	.	.
93	Cortez Crosby	12	5	2	7	1.0/7	1.0/7	.	.	2	2/0	.	.	.
27	Dion Witty	10	5	1	6	.	.	.	2
31	Anthony Young	6	5	.	5
99	Kendrick Golden	6	1	3	4	0.5/1
12	Paxton Lynch	12	3	.	3
33	Phillip Sumpter	2	2	.	2	1.0/4
41	Trevor Morgan	12	1	1	2
54	Al Bond	12	1	.	1
8	Greg McKillion	8	1	.	1
12	Chauncey Lanier	12	.	1	1
84	Robby Young	8	1	.	1
80	Daniel Montiel	9	1	.	1
92	Melvin Jones	12	.	1	1
87	Tevin Jones	12	1	.	1	1	.
46	Jake Elliott	12	.	1	1
23	B.J. Ross	12	.	1	1
38	Brandon Hayes	12	.	1	1
TM	TEAM	12	1	.	1	1	.	.	.
	Total	12	546	156	702	81/329	28/172	14/170	50	13	13/59	13	2	1
	Opponents	12	622	262	884	81/309	15/123	6/159	34	19	9/29	13	.	.

SPECIAL TEAMS TACKLES

No.	Defender	GP	KO	PUNT	TOT
30	Shareef White	11	9	0	9
37	Bakari Hollier	12	4	2	6
45	Noah Robinson	12	4	1	5
53	Leonard Pegues	12	1	2	3
32	DeShaughn Terry	12	2	0	2
41	Trevor Morgan	12	0	2	2
31	Anthony Young	6	1	1	2
39	Reggie Ball	12	2	0	2
17	Chris Morley	9	2	0	2
23	B.J. Ross	12	1	0	1
16	Wynton McManis	9	1	0	1
10	Dontrell Nelson	11	1	0	1
6	Genard Avery	12	1	0	1
8	Greg McKillion	8	1	0	1
	Totals	12	30	8	38

GAME-BY-GAME DEFENSE (UT-AT-TT)

NAME	APSU	UCLA	MT	OLE MISS	CIN	HOU	SMU	TULSA	TEMPLE	TULANE	USF	UCONN
Avery, Genard	0-2-2	-	1-0-1	1-2-1	-	-	2-1-3	2-0-2	2-0-2	-	2-0-2	3-0-3
Ball, Reggis	3-1-4	1-1-2	5-2-7	3-2-5	0-2-2	3-0-03	1-0-1	2-1-3	2-0-2	2-0-2	1-0-1	2-0-2
Brady, Latarius	4-0-4	2-0-2	1-2-3	2-1-3	1-3-4	-	2-0-2	1-1-2	1-0-1	1-1-2	2-0-2	-
Coleman, Ryan	DNP	DNP	2-1-3	2-0-2	1-0-1	3-0-3	3-0-3	1-1-2	DNP	1-0-1	3-1-4	-
Crosby, Cortez	1-0-1	1-0-1	-	1-2-3	-	2-0-2	-	-	-	-	-	-
Dillon, Jackson	1-0-1	5-0-5	2-1-3	3-2-5	1-0-1	1-2-3	1-1-2	0-1-1	2-0-2	4-0-4	2-0-2	3-0-3
Etienne, Fritz	2-1-3	5-1-6	4-1-5	3-2-5	2-2-4	3-0-3	1-0-1	5-0-5	2-0-2	6-1-7	3-0-3	1-0-1
Gaines, Andrew	3-0-3	3-1-4	2-0-2	2-1-3	4-0-4	0-1-1	2-0-2	1-1-2	4-0-4	2-0-2	3-1-4	1-1-2
Golden, Kendrick	0-1-1	1-1-2	0-1-1	-	-	-	DNP	DNP	DNP	DNP	DNP	DNP
Harris Charles	1-1-2	7-18	0-3-3	2-2-4	0-1-1	4-1-5	4-0-4	1-2-3	7-0-7	0-1-1	2-0-2	4-1-5
Hollier, Bakari	0-1-1	8-1-9	1-0-1	4-2-6	1-4-5	1-0-1	-	2-0-2	2-0-2	3-0-3	2-0-2	5-0-5
Howard, Derek	DNP	DNP	DNP	DNP	DNP	-	DNP	DNP	2-0-2	2-1-3	-	3-0-3
Hunter, Ricky	-	1-0-1	1-1-2	2-0-2	1-2-3	2-1-3	2-0-2	2-0-2	-	1-0-1	1-0-1	-
Ifedi, Martin	1-0-1	DNP	DNP	DNP	DNP	7-0-7	5-0-5	5-2-7	5-0-5	0-1-1	1-0-1	2-0-2
Jakes, Tank	4-2-6	11-1-12	6-1-7	6-2-8	6-4-10	3-2-5	1-1-2	2-1-3	5-0-5	6-0-6	8-2-10	7-2-9
Jones, Melvin	-	-	-	-	-	-	-	-	-	-	-	0-1-1
Lanier, Chauncey	0-1	-	-	-	-	-	-	-	-	-	-	-
McCain, Bobby	-	1-1-2	1-1-2	2-1-3	1-0-1	3-1-4	1-0-1	7-0-7	4-0-4	6-1-7	5-0-5	6-1-7
McManis, Wynton	1-1-2	2-0-2	3-5-8	3-1-4	1-1-2	-	-	1-0-1	1-0-1	DNP	DNP	DNP
Morgan, Trevor	1-0-1	-	-	-	0-1-1	-	-	-	-	-	-	-
Morley, Chris	1-1-2	2-0-2	0-1-1	DNP	1-0-1	DNP	1-0-1	2-1-3	DNP	3-0-3	1-0-1	-
Nelson, Dontrell	DNP	1-0-1	2-0-2	1-0-1	-	-	-	-	-	1-1-2	1-0-1	1-0-1
Pegues, Leonard	1-1-2	8-0-8	4-0-4	2-2-4	0-1-1	2-0-2	3-1-4	1-0-1	1-0-1	3-0-3	4-0-4	-
Pennington, D.	-	DNP	-	2-0-2	0-2-2	-	2-0-2	1-0-1	-	3-0-3	2-0-2	-
Redden, Terry	1-12	2-0-2	3-4-7	6-0-6	0-2-2	6-1-7	-	6-0-6	-	-	2-0-2	-
Robinson, Noah	0-1-1	2-0-2	1-0-1	2-2-4	0-2-2	0-1-1	1-0-1	3-1-4	1-0-1	4-0-4	2-0-2	-
Ross, B.J.	-	-	-	-	0-1-1	-	-	-	-	-	-	-
Suttles, Ernest	1-2-3	1-0-1	1-0-1	2-0-2	1-0-1	-	-	1-0-1	1-0-1	0-1-1	1-0-1	-
Terry, DeShaughn	0-2-2	-	-	-	-	-	21-3	2-0-2	4-0-4	4-0-4	2-2-4	1-0-1
White, Shareef	1-1-2	DNP	0-1-1	-	1-1-2	1-0-1	0-1-1	3-0-3	-	6-0-6	-	-
Witty, Dion	-	-	DNP	DNP	3-1-4	-	-	2-0-2	-	-	-	-
Young, Anthony	2-0-2	-	1-0-1	-	DNP	DNP	DNP	DNP	DNP	2-0-2	DNP	-

GAME-BY-GAME TACKLES FOR LOSS

NAME	APSU	UCLA	MT	OLE MISS	CIN	HOU	SMU	TULSA	TEMPLE	TULANE	USF	UCONN
Jakes, Tank	2.0-3	4.0-24	3.0-12	-	3.0-15	-	-	-	-	2.0-7	1.0-1	0.5-1
Ifedi, Martin	1.0-2	DNP	DNP	DNP	DNP	2.0-3	1.0-2	1.0-9	1.0-2	0.5-2	1.0-6	2.0-4
Hunter, Ricky	-	1.0-3	-	1.0-4	-	1.5-5	1.0-2	1.0-9	-	1.0-1	1.0-4	-
Pegues, Leonard	1.0-10	-	-	1.0-2	-	2.0-6	1.0-7	-	1.0-15	-	-	-
Dillon, Jackson	-	2.0-5	-	1.0-4	-	2.0-7	-	-	-	-	1.0-10	-
Avery, Genard	-	-	1.0-8	1.0-3	-	-	1.0-1	1.0-2	-	-	1.0-7	1.0-4
Redden, Terry	0.5-1	-	2.5-7	-	-	1.5-6	-	1.0-2	-	-	-	-
Coleman, Ryan	DNP	DNP	-	1.0-1	-	1.0-4	-	-	DNP	-	2.0-7	-
Suttles, Ernest	1.0-14	-	-	1.0-6	-	-	-	-	1.0-6	-	-	-
Robinson, Noah	-	-	1.0-1	-	-	0.5-2	-	-	-	1.0-5	-	-
Etienne, Fritz	-	1.0-1	-	-	-	-	-	1.0-1	-	-	-	-
Hollier, Bakari	-	0.5-1	-	-	-	-	-	-	-	1.0-11	-	-
McManis, Wynton	0.5-1	-	-	1.0-4	-	-	-	-	-	DNP	DNP	DNP
Nelson, Dontrell	DNP	-	-	-	-	-	-	-	-	1.5-5	-	-
Brady, Latarius	-	-	1.5-6	-	-	-	-	-	-	-	-	-
Sumpter, Philip	1.0-4	DNP	DNP	DNP	DNP	DNP	DNP	DNP	DNP	-	DNP	DNP
Pennington, D.	-	DNP	-	-	-	-	-	-	-	1.0-2	-	-
Crosby, Cortez	-	1.0-7	-	-	-	-	-	-	-	-	-	-
Terry, DeShaughn	-	-	-	-	-	-	1.0-2	-	-	-	-	-
Gaines, Andrew	-	-	-	-	-	-	-	1.0-3	-	-	-	-
McCain, Bobby	-	-	-	-	-	-	-	-	-	-	1.0-1	-
Harris, Charles	-	-	-	-	-	0.5-4	-	-	-	-	-	0.5-1
Golden, Kendrick	-	0.5-1	-	-	-	-	DNP	DNP	DNP	DNP	DNP	DNP



GAME-BY-GAME QUARTERBACK SACKS

NAME	APSU	UCLA	MT	OLE MISS	CIN	HOU	SMU	TULSA	TEMPLE	TULANE	USF	UCONN
Jakes, Tank	-	2.0-13	2.0-11	-	2.0-12	-	-	-	-	-	-	-
Avery, Genard	-	-	1.0-8	1.0-3	-	-	1.0-1	1.0-2	-	-	1.0-7	-
Hunter, Ricky	-	-	-	-	-	0.5-2	1.0-2	1.0-9	-	-	1.0-4	-
Ifedi, Martin	-	DNP	DNP	DNP	DNP	-	-	1.0-9	-	0.5-2	1.0-6	-
Pegues, Leonard	1.0-10	-	-	-	-	-	-	-	1.0-15	-	-	-
Suttles, Ernest	1.0-14	-	-	-	-	-	-	-	1.0-6	-	-	-
Redden, Terry	-	-	1.0-2	-	-	0.5-2	-	-	-	-	-	-
Dillon, Jackson	-	1.0-2	-	-	-	0.5-3	-	-	-	-	-	-
Coleman, Ryan	DNP	DNP	-	-	-	-	-	DNP	-	1.0-4	-	-
Crosby, Cortez	-	1.0-7	-	-	-	-	-	-	-	-	-	-
Brady, Latarius	-	-	1.0-6	-	-	-	-	-	-	-	-	-
Harris, Charles	-	-	-	-	-	0.5-4	-	-	-	-	-	-
Nelson, Dontrell	DNP	-	-	-	-	-	-	-	-	0.5-3	-	-

IN THE RED ZONE

MEMPHIS TOTAL SCORES - 50

Touchdowns 35, Field Goals 15

NON SCORES - 3

Fumble - 1, Half - 2

OPPONENT TOTAL SCORES - 19

Touchdowns 14, Field Goals 5

OPPONENT NON SCORES - 10 TOTAL

FGA - 6, Down - 2, Int - 1, Fumble - 1

TURNOVERS

Takeaways 27; Giveaways 15

POINTS OFF TURNOVERS

Memphis 99 (TD 12, FG 5)

Opponent 28 (TD 4, FG 0)

POINTS OFF TURNOVERS PER GAME

Memphis 8.25

Opponents 2.33

THIRD DOWN CONVERSIONS

YARDS	MADE/ATT.	PCT.
1-3	29-50	.580
4-6	23-54	.426
7-9	10-34	.294
10+	6-50	.120
Total	68-188	.336

FOURTH DOWN CONVERSIONS

YARDS	MADE/ATT.	PCT.
1-3	4-6	.667
4-6	2-3	.667
7-10	1-1	1.000
11+	0-1	.000
Total	7-11	.636

DRIVE CHART

NAME	DRIVES STARTED	{-----Drives Ended By-----}								POINTS SCORED	PTS./DRIVE	DRIVE EFFICIENCY
		TD	FG MADE	FG MISS	PUNT	DOWN	TURN	CLOCK	SAF			
Paxton Lynch	163	45	19	9	65	3	14	8	0	358	2.20	.393
Jason Stewart	10	4	0	0	3	0	1	2	0	28	2.80	.400

KICKOFFS

NAME	NO.	RET.	OB	TB	FC	OSK	AVG. DEPTH	AVG. DRIVE START
Jake Elliott	79	26	3	39	0	0	0.68 (54)	23.35 (1845)
Spencer Smith	1	0	0	1	0	0	0.00 (0)	25.00 (25)

GAME-BY-GAME FIELD GOALS

OPPONENT	JAKE ELLIOTT			
	MADE	MISSED	MADE	MISSED
Austin Peay	-	-	-	-
at UCLA	-	50	-	-
MTSU	27, 29	50	-	-
at Ole Miss	40	-	-	-
at Cincinnati	20, 20	43, 55	-	-
Houston	31	44	-	-
at SMU	37, 22	-	-	-
Tulsa	53, 37, 47, 51	39	-	-
at Temple	42, 27, 31	45	-	-
at Tulane	22	47	-	-
USF	35	45, 53	-	-
UConn	21, 22	-	-	-

GAME-BY-GAME PUNTING

(No.-Avg.-In 20)

OPPONENT	SPENCER SMITH	NICK JACOBS
Austin Peay	2-51.0-0	DNP
at UCLA	7-39.4-4	DNP
MTSU	1-8.0-0	4-35.5-4
at Ole Miss	9-42.2-2	1-29.0-1
at Cincinnati	2-33.5-0	2-25.5-2
Houston	5-39.0-2	1-42.0-1
at SMU	1-46.0-1	DNP
Tulsa	4-39.5-3	1-32.0-1
at Temple	7-35.9-1	1-34.0-1
at Tulane	8-46.9-3	1-26.0-1
USF	1-48.0-0	3-36.3-3
UConn	6-37.7-1	1-30.0-1



MEMPHIS TEAM STATISTICS

Date	Opponent	RUSHING				RECEIVING				PASSING				FIRST			OFF	
		NO	YDS	TD	LG	NO	YDS	TD	LG	CMP-ATT-INT	YDS	TD	LG	DOWNS	PEN	TOP	PTS	T/O
Aug 30	Austin Peay	55	303	7	37	20	242	2	39	20-27-1	242	2	39	28	6-55	34:13	63	14
Sep 6	at UCLA	39	164	3	40	27	305	1	33	27-42-0	305	1	33	24	10-110	30:05	35	7
Sep 20	Middle Tennessee	51	261	1	32	21	219	2	50	21-35-1	219	2	50	26	6-35	33:31	36	7
Sep 27	at Ole Miss	31	23	0	15	13	81	0	42	13-31-1	81	0	42	13	9-105	23:22	3	3
Oct 4	at Cincinnati	69	299	3	33	18	311	2	43	18-25-0	311	2	43	30	8-72	40:55	41	14
Oct 11	Houston	41	125	1	24	26	243	2	20	26-37-3	243	2	20	20	4-41	29:41	24	7
Oct 25	at SMU	53	230	4	36	20	352	2	54	20-27-0	352	2	54	29	8-69	32:29	48	6
Oct 31	Tulsa	41	243	4	51	18	183	0	30	18-31-0	183	0	30	23	4-40	26:04	40	0
Nov 7	at Temple	40	82	0	13	21	230	1	42	21-28-0	230	1	42	17	6-46	28:54	16	3
Nov 15	at Tulane	40	156	2	39	14	178	1	38	14-25-0	178	1	38	13	4-51	26:25	38	21
Nov 22	USF	39	238	2	47	18	232	2	42	18-23-0	232	2	42	19	6-58	23:13	31	3
Nov 29	UConn	44	178	1	19	22	194	4	21	22-41-0	194	4	21	28	4-40	31:53	41	14
Memphis Totals		543	2302	28	51	238	2770	19	54	238-372-6	2770	19	54	270	75-727	30:04	416	99
Opponents		423	1503	14	75	241	2616	11	80	241-445-14	2616	11	80	223	78-761	29:56	205	28

Average Per Rush: 4.2
 Average Per Catch: 11.6
 Pass Efficiency: 140.16
 Kickoff Return Average: 23.3
 Punt Return Average: 9.1
 All Purpose Average/Game: 522.6
 Total Offense Average/Game: 422.7

OPPONENT TEAM STATISTICS

Date	Opponent	RUSHING				RECEIVING				PASSING				FIRST			OFF	
		NO	YDS	TD	LG	NO	YDS	TD	LG	CMP-ATT-INT	YDS	TD	LG	DOWNS	PEN	TOP	PTS	T/O
Aug 30	Austin Peay	34	116	0	39	6	30	0	9	6-16-1	30	0	9	8	9-61	25:47	0	0
Sep 6	at UCLA	41	144	3	17	33	396	3	62	33-44-1	396	3	62	30	9-85	29:55	42	0
Sep 20	Middle Tennessee	34	88	2	31	24	237	0	32	24-35-1	237	0	32	17	4-36	26:29	17	7
Sep 27	at Ole Miss	42	178	1	23	22	248	2	63	22-37-2	248	2	63	26	10-117	36:38	24	7
Oct 4	at Cincinnati	25	97	1	14	16	255	1	80	16-40-1	255	1	80	19	6-55	19:05	14	0
Oct 11	Houston	40	166	3	64	17	188	1	29	17-28-1	188	1	29	15	3-32	30:19	28	7
Oct 25	at SMU	31	137	1	29	13	114	0	41	13-33-2	114	0	41	15	7-60	27:31	10	0
Oct 31	Tulsa	34	62	0	9	28	349	2	28	28-54-0	349	2	28	22	11-111	33:56	20	7
Nov 7	at Temple	32	158	1	75	16	140	0	31	16-37-1	140	0	31	16	4-30	31:06	13	0
Nov 15	at Tulane	39	155	1	19	26	196	0	19	26-48-3	196	0	19	21	3-30	33:35	7	0
Nov 22	USF	35	95	1	75	27	301	1	31	27-46-0	301	1	31	20	2-29	36:47	20	0
Nov 29	UConn	36	107	0	26	13	162	1	39	13-27-1	162	1	39	14	10-115	28:07	10	0
Opponents		423	1503	14	75	241	2616	11	80	241-445-14	2616	11	80	223	78-761	29:56	205	28
Memphis Totals		543	2302	28	51	238	2770	19	54	238-372-6	2770	19	54	270	75-727	30:04	416	99

Average Per Rush: 3.6
 Average Per Catch: 10.9
 Pass Efficiency: 105.40
 Kickoff Return Average: 18.1
 Punt Return Average: 2.8
 All Purpose Average/Game: 400.2
 Total Offense Average/Game: 343.2



MEMPHIS INSIDE OPPONENT RED-ZONE

Date	Opponent	Score	Times in RZ	Times Scored	Tot Pts	Rush TDs	Pass TDs	FGs Made	Failed to score inside RZ					Half	Game
									FGA	Down	Int	Fumb			
Aug 30	Austin Peay	W 63-0	10	9	63	9	7	2	0	0	0	0	1	0	0
Sep 6	at UCLA	L 42-35	3	3	21	3	2	1	0	0	0	0	0	0	0
Sep 20	Middle Tennessee	W 36-17	3	3	13	1	0	1	2	0	0	0	0	0	0
Sep 27	at Ole Miss	L 24-3	1	1	3	0	0	0	1	0	0	0	0	0	0
Oct 4	at Cincinnati	W 41-14	7	6	34	4	3	1	2	0	0	0	0	0	1
Oct 11	Houston	L 28-24	4	4	24	3	1	2	1	0	0	0	0	0	0
Oct 25	at SMU	W 48-10	6	5	27	3	3	0	2	0	0	0	0	0	1
Oct 31	Tulsa	W 40-20	3	3	17	2	2	2	0	1	0	0	0	0	0
Nov 7	at Temple	W 16-13	3	3	13	1	0	1	2	0	0	0	0	0	0
Nov 15	at Tulane	W 38-7	3	3	17	2	2	0	1	0	0	0	0	0	0
Nov 22	USF	W 31-20	4	4	24	3	2	1	1	0	0	0	0	0	0
Nov 29	UConn	W 41-10	6	6	34	4	1	3	2	0	0	0	0	0	0
Totals			53	50	290	35	23	12	15	0	0	0	1	0	2

50 of 53 (94.3%)

OPPONENTS INSIDE MEMPHIS RED-ZONE

Date	Opponent	Score	Times in RZ	Times Scored	Tot Pts	Rush TDs	Pass TDs	FGs Made	Failed to score inside RZ					Half	Game
									FGA	Down	Int	Fumb			
Aug 30	Austin Peay	W 63-0	0	0	0	0	0	0	0	0	0	0	0	0	0
Sep 6	at UCLA	L 42-35	4	4	28	4	3	1	0	0	0	0	0	0	0
Sep 20	Middle Tennessee	W 36-17	3	3	17	2	2	0	1	0	0	0	0	0	0
Sep 27	at Ole Miss	L 24-3	3	2	10	1	0	1	1	1	0	0	0	0	0
Oct 4	at Cincinnati	W 41-14	2	1	7	1	1	0	0	1	0	0	0	0	0
Oct 11	Houston	L 28-24	3	2	14	2	2	0	0	1	0	0	0	0	0
Oct 25	at SMU	W 48-10	3	2	10	1	1	0	1	0	1	0	0	0	0
Oct 31	Tulsa	W 40-20	2	1	6	1	0	1	0	1	0	0	0	0	0
Nov 7	at Temple	W 16-13	2	0	0	0	0	0	0	1	0	1	0	0	0
Nov 15	at Tulane	W 38-7	2	1	7	1	1	0	0	0	1	0	0	0	0
Nov 22	USF	W 31-20	4	3	13	1	0	1	2	0	0	0	1	0	0
Nov 29	UConn	W 41-10	1	0	0	0	0	0	0	1	0	0	0	0	0
Totals			29	19	112	14	10	4	5	6	2	1	1	0	0

19 of 29 (65.5%)



MEMPHIS 3RD DOWN CONVERSIONS

Date	Opponent	Score	Overall	1st Qtr	2nd Qtr	3rd Qtr	4th Qtr	Overtime
Aug 30	Austin Peay	W 63-0	6-12 50.0	4-5 80.0	2-4 50.0	0-1 0.0	0-2 0.0	
Sep 6	at UCLA	L 42-35	6-16 37.5	2-4 50.0	0-3 0.0	2-4 50.0	2-5 40.0	
Sep 20	Middle Tennessee	W 36-17	6-17 35.3	1-5 20.0	2-4 50.0	1-5 20.0	2-3 66.7	
Sep 27	at Ole Miss	L 24-3	3-16 18.8	0-3 0.0	0-4 0.0	1-4 25.0	2-5 40.0	
Oct 4	at Cincinnati	W 41-14	12-21 57.1	4-6 66.7	2-5 40.0	3-4 75.0	3-6 50.0	
Oct 11	Houston	L 28-24	6-17 35.3	0-2 0.0	3-7 42.9	2-5 40.0	1-3 33.3	
Oct 25	at SMU	W 48-10	3-10 30.0	1-2 50.0	2-4 50.0	0-1 0.0	0-0 0.0	
Oct 31	Tulsa	W 40-20	6-17 35.3	1-3 33.3	2-4 50.0	0-6 0.0	3-4 75.0	
Nov 7	at Temple	W 16-13	5-17 29.4	2-6 33.3	0-2 0.0	1-4 25.0	2-5 40.0	
Nov 15	at Tulane	W 38-7	2-14 14.3	0-4 0.0	1-4 25.0	0-3 0.0	1-3 33.3	
Nov 22	USF	W 31-20	5-12 41.7	3-4 75.0	2-4 50.0	0-1 0.0	0-3 0.0	
Nov 29	UConn	W 41-10	8-18 44.4	2-5 40.0	2-4 50.0	3-6 50.0	1-3 33.3	
Totals			68-187 36.4	20-49 40.8	18-49 36.7	13-44 29.5	17-45 37.8	0-0 0.0
Opponents			70-195 35.9	18-42 42.9	20-57 35.1	19-54 35.2	13-42 31.0	0-0 0.0

MEMPHIS 4TH DOWN CONVERSIONS

Date	Opponent	Score	Overall	1st Qtr	2nd Qtr	3rd Qtr	4th Qtr	Overtime
Aug 30	Austin Peay	W 63-0	2-2 100.0	0-0 0.0	1-1 100.0	0-0 0.0	1-1 100.0	
Sep 6	at UCLA	L 42-35	1-1 100.0	0-0 0.0	1-1 100.0	0-0 0.0	0-0 0.0	
Sep 20	Middle Tennessee	W 36-17	0-1 0.0	0-0 0.0	0-1 0.0	0-0 0.0	0-0 0.0	
Sep 27	at Ole Miss	L 24-3	0-1 0.0	0-0 0.0	0-1 0.0	0-0 0.0	0-0 0.0	
Oct 4	at Cincinnati	W 41-14	1-1 100.0	0-0 0.0	0-0 0.0	0-0 0.0	1-1 100.0	
Oct 11	Houston	L 28-24	0-0 0.0	0-0 0.0	0-0 0.0	0-0 0.0	0-0 0.0	
Oct 25	at SMU	W 48-10	2-4 50.0	0-1 0.0	1-1 100.0	0-0 0.0	1-2 50.0	
Oct 31	Tulsa	W 40-20	0-0 0.0	0-0 0.0	0-0 0.0	0-0 0.0	0-0 0.0	
Nov 7	at Temple	W 16-13	0-0 0.0	0-0 0.0	0-0 0.0	0-0 0.0	0-0 0.0	
Nov 15	at Tulane	W 38-7	0-0 0.0	0-0 0.0	0-0 0.0	0-0 0.0	0-0 0.0	
Nov 22	USF	W 31-20	0-0 0.0	0-0 0.0	0-0 0.0	0-0 0.0	0-0 0.0	
Nov 29	UConn	W 41-10	1-1 100.0	0-0 0.0	0-0 0.0	1-1 100.0	0-0 0.0	
Totals			7-11 63.6	0-1 0.0	3-5 60.0	1-1 100.0	3-4 75.0	0-0 0.0
Opponents			7-12 58.3	0-2 0.0	3-4 75.0	0-0 0.0	4-6 66.7	0-0 0.0

MEMPHIS TIME OF POSSESSION

Date	Opponent	Score	Overall	1st Qtr	2nd Qtr	3rd Qtr	4th Qtr	Overtime
Aug 30	Austin Peay	W 63-0	34:13	8:19	9:52	5:15	10:47	
Sep 6	at UCLA	L 42-35	30:05	6:52	9:04	6:50	7:19	
Sep 20	Middle Tennessee	W 36-17	33:31	10:03	7:09	7:50	8:29	
Sep 27	at Ole Miss	L 24-3	23:22	6:09	5:48	5:12	6:13	
Oct 4	at Cincinnati	W 41-14	40:55	7:48	10:12	8:35	14:20	
Oct 11	Houston	L 28-24	29:41	6:19	8:06	7:01	8:15	
Oct 25	at SMU	W 48-10	32:29	6:40	7:48	7:44	10:17	
Oct 31	Tulsa	W 40-20	26:04	6:40	5:44	6:48	6:52	
Nov 7	at Temple	W 16-13	28:54	10:58	3:42	6:10	8:04	
Nov 15	at Tulane	W 38-7	26:25	6:29	5:46	6:57	7:13	
Nov 22	USF	W 31-20	23:13	7:43	4:41	4:14	6:35	
Nov 29	UConn	W 41-10	31:53	8:21	6:46	8:50	7:56	
Totals			360:45	92:21	84:38	81:26	102:20	0:00
Avg			30:03	7:41	7:03	6:47	8:31	0:00
Opponent Totals			359:15	87:39	95:22	98:34	77:40	0:00
Avg			29:56	7:18	7:56	8:12	6:28	0:00



MEMPHIS SEASON SUPERLATIVES

MEMPHIS GAME HIGHS

Rushes	69	at Cincinnati (Oct 04, 2014)
Yards Rushing	303	vs Austin Peay (Aug 30, 2014)
Yards Per Rush	6.1	vs USF (Nov 22, 2014)
TD Rushes	7	vs Austin Peay (Aug 30, 2014)
Pass attempts	42	at UCLA (Sep 06, 2014)
Pass completions	27	at UCLA (Sep 06, 2014)
Yards Passing	352	at SMU (Oct 25, 2014)
Yards Per Pass	13.0	at SMU (Oct 25, 2014)
TD Passes	4	vs UCONN (Nov 29, 2014)
Total Plays	94	at Cincinnati (Oct 04, 2014)
Total Offense	610	at Cincinnati (Oct 04, 2014)
Yards Per Play	7.6	vs USF (Nov 22, 2014)
Points	63	vs Austin Peay (Aug 30, 2014)
Sacks By	5	vs Middle Tennessee (Sep 20, 2014)
First Downs	30	at Cincinnati (Oct 04, 2014)
Penalties	10	at UCLA (Sep 06, 2014)
Penalty Yards	110	at UCLA (Sep 06, 2014)
Turnovers	5	vs Houston (Oct 11, 2014)
Interceptions By	3	at Tulane (Nov 15, 2014)
Punts	10	at Ole Miss (Sep 27, 2014)
Punting Avg	51.0	vs Austin Peay (Aug 30, 2014)
Long Punt	58	at Tulane (Nov 15, 2014)
Punts inside 20	4	at UCLA (Sep 06, 2014)
	4	vs Middle Tennessee (Sep 20, 2014)
	4	vs Tulsa (Oct 31, 2014)
	4	at Tulane (Nov 15, 2014)
Long Punt Return	53	vs Austin Peay (Aug 30, 2014)

MEMPHIS INDIVIDUAL GAME HIGHS

Rushes	38	Sam Craft at Cincinnati (Oct 04, 2014)
Yards Rushing	199	Brandon Hayes vs Tulsa (Oct 31, 2014)
TD Rushes	3	Brandon Hayes vs Tulsa (Oct 31, 2014)
Long Rush	51	Brandon Hayes vs Tulsa (Oct 31, 2014)
Pass attempts	41	Paxton Lynch at UCLA (Sep 06, 2014)
	41	Paxton Lynch vs UConn (Nov 29, 2014)
Pass completions	27	Paxton Lynch at UCLA (Sep 06, 2014)
Yards Passing	311	Paxton Lynch at Cincinnati (Oct 04, 2014)
TD Passes	4	Paxton Lynch vs UConn (Nov 29, 2014)
Long Pass	54	Paxton Lynch at SMU (Oct 25, 2014)
Receptions	8	Mose Frazier at Temple (Nov 07, 2014)
Yards Receiving	110	Mose Frazier at Temple (Nov 07, 2014)
TD Receptions	2	Alan Cross vs Middle Tennessee (Sep 20, 2014)
	2	Keiwone Malone vs UCONN (Nov 29, 2014)
Long Reception	54	Phil Mayhue at SMU (Oct 25, 2014)
Field Goals	4	Jake Elliott vs Tulsa (Oct 31, 2014)
Long Field Goal	53	Jake Elliott vs Tulsa (Oct 31, 2014)
Punts	9	Spencer Smith at Ole Miss (Sep 27, 2014)
Punting Avg	51.0	Spencer Smith vs Austin Peay (Aug 30, 2014)
Long Punt	58	Spencer Smith at Tulane (Nov 15, 2014)
Punts inside 20	4	Spencer Smith at UCLA (Sep 06, 2014)
	4	Nick Jacobs vs Middle Tennessee (Sep 20, 2014)
Long Punt Return	53	Joe Craig vs Austin Peay (Aug 30, 2014)
Long Kickoff Return	59	Bobby McCain at Cincinnati (Oct 04, 2014)
Tackles	12	Tank Jakes at UCLA (Sep 06, 2014)
Sacks	2.0	Tank Jakes at UCLA (Sep 06, 2014)
	2.0	Tank Jakes vs Middle Tennessee (Sep 20, 2014)
	2.0	Tank Jakes at Cincinnati (Oct 04, 2014)
Tackles For Loss	4.0	Tank Jakes at UCLA (Sep 06, 2014)
Interceptions	2	Bobby McCain at Ole Miss (Sep 27, 2014)

OPPONENT TEAM GAME HIGHS

Rushes	42	at Ole Miss (Sep 27, 2014)
Yards Rushing	178	at Ole Miss (Sep 27, 2014)
Yards Per Rush	4.9	at Temple (Nov 07, 2014)
TD Rushes	3	at UCLA (Sep 06, 2014)
	3	vs Houston (Oct 11, 2014)
Pass attempts	54	vs Tulsa (Oct 31, 2014)
Pass completions	33	at UCLA (Sep 06, 2014)
Yards Passing	396	at UCLA (Sep 06, 2014)
Yards Per Pass	9.0	at UCLA (Sep 06, 2014)
TD Passes	3	at UCLA (Sep 06, 2014)
Total Plays	88	vs Tulsa (Oct 31, 2014)
Total Offense	540	at UCLA (Sep 06, 2014)
Yards Per Play	6.4	at UCLA (Sep 06, 2014)
Points	42	at UCLA (Sep 06, 2014)
Sacks By	4	at Ole Miss (Sep 27, 2014)
First Downs	30	at UCLA (Sep 06, 2014)
Penalties	11	vs Tulsa (Oct 31, 2014)
Penalty Yards	117	at Ole Miss (Sep 27, 2014)
Turnovers	5	at Tulane (Nov 15, 2014)
Interceptions By	3	vs Houston (Oct 11, 2014)
Punts	11	vs Austin Peay (Aug 30, 2014)
Punting Avg	46.2	at Ole Miss (Sep 27, 2014)
Long Punt	61	vs Tulsa (Oct 31, 2014)
Punts inside 20	3	vs Austin Peay (Aug 30, 2014)
Long Punt Return	21	at Temple (Nov 07, 2014)

OPPONENT INDIVIDUAL GAME HIGHS

Rushes	23	Paul Perkins, at UCLA (Sep 06, 2014)
Yards Rushing	116	Kenneth Harper, at Temple (Nov 07, 2014)
TD Rushes	2	Paul Perkins, at UCLA (Sep 06, 2014)
	2	Shane Tucker, vs Middle Tennessee (Sep 20, 2014)
Long Rush	75	Kenneth Harper, at Temple (Nov 07, 2014)
	75	Marlon Mack, vs USF (Nov 22, 2014)
Pass attempts	54	Dane Evans, vs Tulsa (Oct 31, 2014)
Pass completions	33	Brett Hundley, at UCLA (Sep 06, 2014)
Yards Passing	396	Brett Hundley, at UCLA (Sep 06, 2014)
TD Passes	3	Brett Hundley, at UCLA (Sep 06, 2014)
Long Pass	80	Gunner Kiel, at Cincinnati (Oct 04, 2014)
Receptions	11	Keevan Lucas, vs Tulsa (Oct 31, 2014)
Yards Receiving	123	Laquon Treadwell, at Ole Miss (Sep 27, 2014)
TD Receptions	2	Thomas Duarte, at UCLA (Sep 06, 2014)
	2	Laquon Treadwell, at Ole Miss (Sep 27, 2014)
Long Reception	80	Mekale McKay, at Cincinnati (Oct 04, 2014)
Field Goals	2	Austin Jones, at Temple (Nov 07, 2014)
	2	Marvin Kloss, vs USF (Nov 22, 2014)
Long Field Goal	46	Austin Jones, at Temple (Nov 07, 2014)
Punts	10	Ben Campbell, vs Austin Peay (Aug 30, 2014)
	10	Peter Picerelli, at Tulane (Nov 15, 2014)
Punting Avg	46.2	Will Gleeson, at Ole Miss (Sep 27, 2014)
Long Punt	61	Dalton Parks, vs Tulsa (Oct 31, 2014)
Punts inside 20	2	Ben Campbell, vs Austin Peay (Aug 30, 2014)
	2	Matt Mengel, at UCLA (Sep 06, 2014)
	2	Will Gleeson, at Ole Miss (Sep 27, 2014)
	2	Sam Geraci, at Cincinnati (Oct 04, 2014)
	2	Dalton Parks, vs Tulsa (Oct 31, 2014)
	2	Matti Ciabatti, vs USF (Nov 22, 2014)
Long Punt Return	21	Nate L. Smith, at Temple (Nov 07, 2014)
Long Kickoff Return	8	Ishmael Adams, at UCLA (Sep 06, 2014)
Tackles	18	Zach Edwards, at Cincinnati (Oct 04, 2014)
Sacks	2.0	Tanzel Smart, at Tulane (Nov 15, 2014)
Tackles For Loss	3.0	Tanzel Smart, at Tulane (Nov 15, 2014)
Interceptions	2	Efram Oliphant, vs Houston (Oct 11, 2014)

MEMPHIS LONG PLAYS

20-YARD PLUS PLAYS

Yds	Type	Player(s)	Opponent
59^	FR	Bobby McCain	Middle Tennessee
59	KR	Bobby McCain	Cincinnati
58^	INT	Dontrell Nelson	Tulane
54^	Pass	Phil Mayhue from Paxton Lynch	SMU
53	PR	Joe Craig	Austin Peay
51^	Rush	Brandon Hayes	Tulsa
50^	Pass	Alan Cross from Paxton Lynch	Middle Tennessee
49	KR	Joe Craig	Middle Tennessee
47	Rush	Brandon Hayes	USF
43	Pass	Adrian Henderson from Paxton Lynch	Cincinnati
42^	Pass	Mose Frazier from Paxton Lynch	USF
42	Pass	Phil Mayhue from Paxton Lynch	SMU
42	Pass	Keiwone Malone from Paxton Lynch	Ole Miss
42	Pass	Mose Frazier from Paxton Lynch	Tulane
40^	Rush	Doroland Dorceus	UCLA
39	Rush	Robert Davis	Tulane
39	KR	Joe Craig	SMU
39	Pass	Keiwone Malone from Paxton Lynch	Austin Peay
38^	Pass	Mose Frazier from Paxton Lynch	Tulane
37	Rush	Jarvis Cooper	Austin Peay
36^	Rush	Brandon Hayes	SMU
35	KR	Joe Craig	USF
34	Rush	Brandon Hayes	USF
33	Rush	Mose Frazier	Cincinnati
32^	Rush	Doroland Dorceus	Middle Tennessee
31	Rush	Jarvis Cooper	SMU
31	Pass	Mose Frazier from Paxton Lynch	USF
31	Pass	Alan Cross from Paxton Lynch	Austin Peay
30	Pass	Keiwone Malone from Paxton Lynch	Tulsa
30	Pass	Tevin Jones from Paxton Lynch	Tulane
30^	Rush	Brandon Hayes	Tulsa
30	Pass	Keiwone Malone from Paxton Lynch	UCLA
29^	Pass	Adrian Henderson from Paxton Lynch	Cincinnati
29	KR	Bobby McCain	Tulane
29	Rush	Paxton Lynch	Tulane
29	INT	Bobby McCain	Austin Peay
29	Pass	Daniel Montiel from Paxton Lynch	SMU
29^	Pass	Robby Young from Jason Stewart	SMU
28	Pass	Tevin Jones from Paxton Lynch	UCLA
28	Pass	Daniel Hurd from Paxton Lynch	Austin Peay
27	KR	Bobby McCain	Houston
27	Pass	Roderick Proctor from Paxton Lynch	Tulane
26	Pass	Roderick Proctor from Paxton Lynch	Cincinnati
26	Pass	Daniel Montiel from Paxton Lynch	SMU
25	KR	Bobby McCain	Houston
25	KR	Bakari Hollier	Tulsa
25	Pass	Phil Mayhue from Paxton Lynch	Cincinnati
24	Rush	Brandon Hayes	Houston
24	INT	Reggis Ball	SMU
24	Pass	Adrian Henderson from Paxton Lynch	Tulsa
24	Rush	Paxton Lynch	USF
24	Rush	Paxton Lynch	Houston
24	KR	Bobby McCain	Houston
24	Pass	Keiwone Malone from Paxton Lynch	Middle Tennessee
24	Pass	Adrian Henderson from Paxton Lynch	USF
24	PR	Keiwone Malone	USF
23	Pass	Tevin Jones from Paxton Lynch	Middle Tennessee
23	PR	Keiwone Malone	Houston
23	KR	Bobby McCain	Houston
23	KR	Joe Craig	Tulsa
23	KR	Sam Craft	Ole Miss
22	Pass	Tevin Jones from Paxton Lynch	Tulane
22	Rush	Brandon Hayes	Tulane
22	KR	Bobby McCain	UCLA
22	KR	Bobby McCain	Middle Tennessee
22	KR	Bobby McCain	Houston
22	Pass	Tevin Jones from Paxton Lynch	SMU
22	Pass	Keiwone Malone from Paxton Lynch	Middle Tennessee
22	KR	Joe Craig	Temple
22	Pass	Keiwone Malone from Paxton Lynch	Temple
22	Pass	Adrian Henderson	Temple
22	Pass	Tevin Jones from Paxton Lynch	Tulsa
22	KR	Bobby McCain	Cincinnati
21	Rush	Brandon Hayes	Tulsa
21	Rush	Jarvis Cooper	Austin Peay
21^	Pass	Phil Mayhue from Paxton Lynch	UConn
20^	Pass	Daniel Montiel from Paxton Lynch	Houston
20	Pass	Alan Cross from Paxton Lynch	Cincinnati
20	Pass	Alan Cross from Paxton Lynch	Houston
20	Rush	Brandon Hayes	Middle Tennessee

^Denotes touchdown scored on play.

LONG PLAYS BY THE NUMBERS

Long Plays By Yards	No.	TD
100+	0	0
90-99	0	0
80-89	0	0
70-79	0	0
60-69	0	0
50-59	7	5
40-49	8	2
30-39	18	4
20-29	48	4

Long Plays By Type	No.	TD
Rushing	19	5
Passing	38	8
Punt Returns	3	0
Kickoff Returns	17	0
Interceptions	3	1
Fumble Returns	1	1
Total	81	15

20-YARD PLAYS BY PLAYER

Player	No.	TD	R	P	KR	PR	IR	FR
Bobby McCain	12	1	0	0	10	0	1	1
Brandon Hayes	9	3	9	0	0	0	0	0
Keiwone Malone	9	0	0	7	0	2	0	0
Tevin Jones	7	0	0	7	0	0	0	0
Joe Craig	6	0	0	0	5	1	0	0
Mose Frazier	5	2	1	4	0	0	0	0
Adrian Henderson	5	1	0	5	0	0	0	0
Phil Mayhue	4	2	0	4	0	0	0	0
Alan Cross	4	1	0	4	0	0	0	0
Daniel Montiel	3	1	0	3	0	0	0	0
Paxton Lynch	3	0	3	0	0	0	0	0
Jarvis Cooper	3	0	3	0	0	0	0	0
Doroland Dorceus	2	2	2	0	0	0	0	0
Roderick Proctor	2	0	0	2	0	0	0	0
Robby Young	1	1	0	1	0	0	0	0
Dontrell Nelson	1	1	0	0	0	0	1	0
Reggis Ball	1	0	0	0	0	0	1	0
Sam Craft	1	0	0	0	1	0	0	0
Bakari Hollier	1	0	0	0	1	0	0	0
Daniel Hurd	1	0	0	1	0	0	0	0
Robert Davis	1	0	1	0	0	0	0	0
Total	81	15	19	38	17	3	3	1

LONGEST PLAYS OF THE YEAR

Rushing

51 Brandon Hayes vs Tulsa (Oct. 31, 2014)

Rushing Touchdown

51 Brandon Hayes vs Tulsa (Oct. 31, 2014)

Passing

54 Phil Mayhue from Paxton Lynch vs SMU (Oct. 25, 2014)

Passing Touchdown

54 Phil Mayhue from Paxton Lynch vs SMU (Oct. 25, 2014)

Punt Return

53 Joe Craig vs Austin Peay (Aug. 30, 2014)

Kick Return

59 Bobby McCain vs Cincinnati (Oct. 4, 2014)

Interception Return

58 Dontrell Nelson vs Tulane (Nov 15, 2011)

Fumble Return

59 Bobby McCain vs Middle Tennessee (Sept. 20, 2014)

Punt

58 Spencer Smith vs Tulane (Nov 15, 2014)

Field Goal

53 Jake Elliott vs Tulsa (Oct 31, 2014)



PARTICIPATION CHART

NAME	GP/GS	APSU	UCLA	MT	OLE MISS	CIN	HOU	SMU	TULSA	TEMPLE	TULANE	USF	UCONN
Alfred, Kewan	5/-	XXX	XXX	XXX	---	XXX	XXX	---	---	---	---	---	---
Avery, Genard	12/1	XXX	XXX	XXX	START	XXX	XXX	XXX	XXX	XXX	XXX	XXX	XXX
Ball, Reggis	12/10	START	START	START	START	START	START	START	XXX	START	START	START	START
Billings, Sam	1/-	---	---	---	---	---	---	---	---	---	XXX	---	---
Bishop, Drew	9/-	XXX	---	---	---	XXX	XXX	XXX	XXX	XXX	XXX	XXX	XXX
Bond, Al	12/12	START	START	START	START	START	START	START	START	START	START	START	START
Brady, Latarius	12/7	XXX	START	XXX	START	START	XXX	START	START	START	XXX	START	XXX
Coleman, Ryan	9/6	---	---	XXX	XXX	XXX	START	START	START	---	START	START	START
Collins, Jamil	1/-	XXX	---	---	---	---	---	---	---	---	---	---	---
Cooper, Jarvis	11/-	XXX	---	XXX	XXX	XXX	XXX	XXX	XXX	XXX	XXX	XXX	XXX
Craft, Sam	7/5	START	XXX	START	START	START	START	---	---	---	---	---	XXX
Craig, Joe	11/1	XXX	XXX	XXX	START	XXX	---	XXX	XXX	XXX	XXX	XXX	XXX
Crosby, Cortez	12/-	XXX	XXX	XXX	XXX	XXX	XXX	XXX	XXX	XXX	XXX	XXX	XXX
Cross, Alan	12/10	START	START	START	START	START	START	START	START	XXX	XXX	START	START
Davis, Robert	3/-	---	---	---	---	---	---	XXX	---	---	XXX	---	XXX
Dillon, Jackson	12/11	START	START	START	XXX	START	START	START	START	START	START	START	START
Dorceus, Doroland	4/-	XXX	XXX	XXX	XXX	---	---	---	---	---	---	---	---
Elliott, Jake	12/-	XXX	XXX	XXX	XXX	XXX	XXX	XXX	XXX	XXX	XXX	XXX	XXX
Etienne, Fritz	12/12	START	START	START	START	START	START	START	START	START	START	START	START
Fallin, Taylor	12/11	START	START	START	START	START	START	START	START	START	START	XXX	START
Frazier, Mose	12/7	XXX	START	XXX	XXX	START	XXX	START	XXX	START	START	START	START
Gaines, Andrew	12/12	START	START	START	START	START	START	START	START	START	START	START	START
Golden, Kendrick	6/-	XXX	XXX	XXX	XXX	XXX	XXX	---	---	---	---	---	---
Harden, Leonard	1/-	XXX	---	---	---	---	---	---	---	---	---	---	---
Harris, Charles	12/12	START	START	START	START	START	START	START	START	START	START	START	START
Hayes, Brandon	11/10	START	START	START	START	---	XXX	START	START	START	START	START	START
Henderson, Adrian	10/7	---	---	XXX	START	START	START	START	START	START	START	XXX	XXX
Hollier, Bakari	12/-	XXX	XXX	XXX	XXX	XXX	XXX	XXX	XXX	XXX	XXX	XXX	XXX
Howard, Derek	5/-	---	---	---	---	---	XXX	---	---	XXX	XXX	XXX	XXX
Hunter, Ricky	12/2	XXX	XXX	START	START	XXX	XXX	XXX	XXX	XXX	XXX	XXX	XXX
Hurd, Daniel	4/-	XXX	---	---	XXX	---	---	---	---	---	XXX	---	XXX
Ifedi, Martin	8/8	START	---	---	---	---	START	START	START	START	START	START	START
Jacobs, Nick	9/-	---	---	XXX	XXX	XXX	XXX	---	XXX	XXX	XXX	XXX	XXX
Jakes, Tank	12/11	START	START	START	START	START	START	START	XXX	START	START	START	START
Johnson, Christian	6/-	XXX	---	XXX	---	---	---	---	XXX	XXX	XXX	XXX	---
Jones, Melvin	12/-	XXX	XXX	XXX	XXX	XXX	XXX	XXX	XXX	XXX	XXX	XXX	XXX
Jones, Tevin	12/10	START	START	XXX	XXX	START	START	START	START	START	START	START	START
Karr, Alexander	3/0	XXX	---	---	---	---	---	XXX	---	---	---	---	XXX
Kuhn, Gabe	12/12	START	START	START	START	START	START	START	START	START	START	START	START
Lanier, Chancey	12/-	XXX	XXX	XXX	XXX	XXX	XXX	XXX	XXX	XXX	XXX	XXX	XXX
Lynch, Paxton	12/12	START	START	START	START	START	START	START	START	START	START	START	START
Malone, Keiwone	12/4	START	START	XXX	XXX	XXX	XXX	XXX	XXX	XXX	XXX	START	START
Mayhue, Phil	12/1	XXX	XXX	START	XXX	XXX	XXX	XXX	XXX	XXX	XXX	XXX	XXX
Mays, Tony	9/3	XXX	XXX	START	START	START	XXX	XXX	---	XXX	---	XXX	---
McCain, Bobby	12/12	START	START	START	START	START	START	START	START	START	START	START	START
McIntyre, Kevin	2/-	XXX	XXX	---	---	---	---	---	---	---	---	---	---
McKillion, Greg	8/-	XXX	---	XXX	XXX	---	---	XXX	XXX	---	XXX	XXX	XXX
McManis, Wynton	9/6	START	START	START	START	START	XXX	XXX	XXX	START	---	---	---
Montiel, Daniel	9/2	XXX	XXX	START	XXX	XXX	START	XXX	XXX	---	---	---	XXX
Morgan, Trevor	12/-	XXX	XXX	XXX	XXX	XXX	XXX	XXX	XXX	XXX	XXX	XXX	XXX
Morley, Chris	9/-	XXX	XXX	XXX	---	XXX	---	XXX	XXX	---	XXX	XXX	XXX
Nelson, Dontrell	11/-	---	XXX	XXX	XXX	XXX	XXX	XXX	XXX	XXX	XXX	XXX	XXX
Pegues, Leonard	12/-	XXX	XXX	XXX	XXX	XXX	XXX	XXX	XXX	---	---	XXX	XXX
Pennington, Donald	11/-	XXX	---	XXX	XXX	XXX	XXX	XXX	XXX	XXX	XXX	XXX	XXX
Proctor, Roderick	12/3	XXX	XXX	XXX	XXX	XXX	XXX	XXX	START	START	START	XXX	XXX
Redden, Terry	12/12	START	START	START	START	START	START	START	START	START	START	START	START
Roberson, Chris	12/-	XXX	XXX	XXX	XXX	XXX	XXX	XXX	XXX	XXX	XXX	XXX	XXX
Robinson, Noah	12/1	XXX	XXX	XXX	XXX	XXX	XXX	XXX	START	XXX	XXX	XXX	XXX
Ross, B.J.	12/-	XXX	XXX	XXX	XXX	XXX	XXX	XXX	XXX	XXX	XXX	XXX	XXX
Simmons, Micah	8/-	XXX	---	XXX	---	XXX	XXX	XXX	XXX	---	XXX	---	XXX
Smith, Spencer	12/-	XXX	XXX	XXX	XXX	XXX	XXX	XXX	XXX	XXX	XXX	XXX	XXX
Stannard, Michael	11/6	START	START	XXX	XXX	XXX	XXX	START	START	START	START	---	XXX
Stewart, Jason	5/-	XXX	---	---	---	XXX	---	XXX	---	---	XXX	---	XXX
Sumpter, Philip	2/-	XXX	---	---	---	---	---	---	---	---	XXX	---	---
Suttles, Ernest	12/7	START	START	START	XXX	START	START	XXX	XXX	XXX	START	XXX	START
Terry, DeShaughn	12/-	XXX	XXX	XXX	XXX	XXX	XXX	XXX	XXX	XXX	XXX	XXX	XXX
Thomas, Sam	11/1	XXX	XXX	XXX	XXX	XXX	START	XXX	XXX	---	XXX	XXX	XXX
Uselton, Tyler	12/12	START	START	START	START	START	START	START	START	START	START	START	START
Wallace, Tearris	3/-	XXX	---	---	XXX	---	---	---	---	---	---	---	XXX



PARTICIPATION CHART

NAME	GP/GS	APSU	UCLA	MT	OLE MISS	CIN	HOU	SMU	TULSA	TEMPLE	TULANE	USF	UCONN
Wellington, Nykiren	12/1	XXX	XXX	XXX	XXX	XXX	XXX	XXX	XXX	XXX	XXX	START	XXX
White, Shareef	11/-	XXX	---	XXX	XXX	XXX	XXX	XXX	XXX	XXX	XXX	XXX	XXX
Wilson, Kyle	1/-	XXX	---	---	---	---	---	---	---	---	---	---	---
Winfield, Patrick	5/-	XXX	XXX	---	---	---	---	XXX	---	---	XXX	---	XXX
Witty, Dion	10/2	XXX	XXX	---	---	XXX	XXX	START	START	XXX	XXX	XXX	XXX
Young, Anthony	6/-	XXX	XXX	XXX	XXX	---	---	---	---	---	XXX	---	XXX
Young, Robby	8/-	XXX	---	---	---	XXX	---	XXX	XXX	XXX	XXX	XXX	XXX

OFFENSE START CHART

OPPONENT	QB	RB	WR	WR	WR	WR/TE	TE	LT	LG	C	RG	RT
Austin Peay	Lynch	Hayes	Malone	Craft	T. Jones	-	Cross	Fallin	Uselton	Kuhn	Stannard	Bond
at UCLA	Lynch	Hayes	Malone	Frazier	T. Jones	-	Cross	Fallin	Uselton	Kuhn	Stannard	Bond
MTSU	Lynch	Hayes	Mayhue	Craft	-	Montiel	Cross	Fallin	Uselton	Kuhn	Mays II	Bond
at Ole Miss	Lynch	Hayes	Henderson	Craft	Craig	-	Cross	Fallin	Uselton	Kuhn	Mays II	Bond
at Cincinnati	Lynch	Craft	Henderson	Frazier	T. Jones	-	Cross	Fallin	Uselton	Kuhn	Mays II	Bond
Houston	Lynch	Craft	Henderson	-	T. Jones	Montiel	Cross	Fallin	Uselton	Kuhn	Thomas	Bond
at SMU	Lynch	Hayes	Henderson	Frazier	T. Jones	-	Cross	Fallin	Uselton	Kuhn	Stannard	Bond
Tulsa	Lynch	Hayes	Henderson	Proctor	T. Jones	Montiel	Cross	Fallin	Uselton	Kuhn	Stannard	Bond
at Temple	Lynch	Hayes	Henderson	Frazier	T. Jones	Proctor	-	Fallin	Uselton	Kuhn	Stannard	Bond
at Tulane	Lynch	Hayes	Henderson	Frazier	T. Jones	Proctor	-	Fallin	Uselton	Kuhn	Stannard	Bond
USF	Lynch	Hayes	Malone	Frazier	T. Jones	-	Cross	Wellington	Uselton	Kuhn	Collins	Bond
Connecticut	Lynch	Hayes	Malone	Frazier	T. Jones	-	Cross	Fallin	Uselton	Kuhn	Collins	Bond

DEFENSE START CHART

OPPONENT	DWG	DE	NT	DE	SLB	MLB	WLB	CB	FS	SS	CB
Austin Peay	Dillon	Suttles	Redden	Ifedi	McManis	Harris	Jakes	Gaines	Ball	Etienne	McCain
at UCLA	Dillon	Suttles	Redden	Brady	McManis	Harris	Jakes	Gaines	Ball	Etienne	McCain
MTSU	Dillon	Suttles	Redden	Hunter	McManis	Harris	Jakes	Gaines	Ball	Etienne	McCain
at Ole Miss	Avery	Hunter	Redden	Brady	McManis	Harris	Jakes	Gaines	Ball	Etienne	McCain
at Cincinnati	Dillon	Suttles	Redden	Brady	McManis	Harris	Jakes	Gaines	Ball	Etienne	McCain
Houston	Dillon	Suttles	Redden	Ifedi	Coleman	Harris	Jakes	Gaines	Ball	Etienne	McCain
at SMU	Dillon	Brady	Redden	Ifedi	Coleman	Harris	Jakes	Gaines	Witty	Etienne	McCain
Tulsa	Dillon	Brady	Redden	Ifedi	Coleman	Harris	Robinson	Gaines	Witty	Etienne	McCain
at Temple	Dillon	Brady	Redden	Ifedi	McManis	Harris	Jakes	Gaines	Ball	Etienne	McCain
at Tulane	Dillon	Suttles	Redden	Ifedi	Coleman	Harris	Jakes	Gaines	Ball	Etienne	McCain
USF	Dillon	Brady	Redden	Ifedi	Coleman	Harris	Jakes	Gaines	Ball	Etienne	McCain
Connecticut	Dillon	Suttles	Redden	Ifedi	Coleman	Harris	Jakes	Gaines	Ball	Etienne	McCain



MEMPHIS CAREER STATISTICS

	SEASON									CAREER								
Rushing	gp	att	gain	loss	net	avg	td	lg	avg/g	gp	att	gain	loss	net	avg	td	lg	avg/g
HAYES, Brandon	11	174	943	43	900	5.2	5	51	81.8	32	493	2467	131	2336	4.7	16	51	73.0
COOPER, Jarvis	11	70	370	10	360	5.1	4	37	32.7	11	70	370	10	360	5.1	4	37	32.7
CRAFT, Sam	7	82	343	40	303	3.7	3	19	43.3	19	107	460	55	405	3.8	8	19	21.3
LYNCH, Paxton	12	100	416	133	283	2.8	10	29	23.6	24	188	754	344	410	2.2	12	29	17.1
DORCEUS, Doroland	4	46	251	14	237	5.2	4	40	59.2	4	46	251	14	237	5.2	4	40	59.2
DAVIS, Robert	3	10	84	3	81	8.1	1	39	27.0	3	10	84	3	81	8.1	1	39	27.0
FRAZIER, Mose	12	10	70	3	67	6.7	0	33	5.6	24	11	88	5	83	7.5	0	33	3.5
WALLACE, Tearris	3	14	57	4	53	3.8	0	7	17.7	3	14	57	4	53	3.8	0	7	17.7
STEWART, Jason	5	6	35	12	23	3.8	0	14	4.6	5	6	35	12	23	3.8	0	14	4.6
MALONE, Keiwone	12	2	22	0	22	11.0	0	13	1.8	44	6	45	2	43	7.2	0	14	1.0
HENDERSON, Adrian	10	1	11	0	11	11.0	0	11	1.1	10	1	11	0	11	11.0	0	11	1.1
BISHOP, Drew	9	1	6	0	6	6.0	0	6	0.7	13	1	6	0	6	6.0	0	6	0.5
McKILLION, Greg	8	1	4	0	4	4.0	0	4	0.5	8	1	4	0	4	4.0	0	4	0.5
CROSS, Alan	12	1	1	0	1	1.0	1	1	0.1	35	3	2	1	1	0.3	1	1	0.0
JONES, Tevin	12	1	0	0	0	0.0	0	0	0.0	37	13	46	2	44	3.4	1	9	1.2
PROCTOR, Roderick	12	7	5	21	-16	-2.3	0	4	-1.3	12	7	5	21	-16	-2.3	0	4	-1.3
TEAM	9	17	0	33	-33	-1.9	0	0	-3.7									
Total	12	543	2618	316	2302	4.2	28	51	191.8									
Opponents	12	423	1854	351	1503	3.6	14	75	125.2									
Passing	gp	effic	comp-att-int	pct	yds	td	lg	avg/g	gp	effic	comp-att-int	pct	yds	td	lg	avg/g		
LYNCH, Paxton	12	139.32	235-367-6	64.0	2725	18	54	227.1	24	125.24	438-716-16	61.2	4781	27	54	199.2		
STEWART, Jason	5	252.00	3-4-0	75.0	45	1	29	9.0	5	252.00	3-4-0	75.0	45	1	29	9.0		
MALONE, Keiwone	12	0.00	0-1-0	0.0	0	0	0	0.0	44	104.60	1-2-0	50.0	13	0	13	0.3		
Total	12	140.16	238-372-6	64.0	2770	19	54	230.8										
Opponents	12	105.40	241-445-14	54.2	2616	11	80	218.0										
Receiving	gp	no.	yds	avg	td	lg	avg/g	gp	no.	yds	avg	td	lg	avg/g				
FRAZIER, Mose	12	43	475	11.0	3	42	39.6	24	61	771	12.6	4	43	32.1				
MALONE, Keiwone	12	39	480	12.3	2	42	40.0	44	120	1422	11.9	7	47	32.3				
JONES, Tevin	12	33	442	13.4	3	33	36.8	37	68	899	13.2	5	52	24.3				
CROSS, Alan	12	25	304	12.2	3	50	25.3	35	62	752	12.1	10	50	21.5				
PROCTOR, Roderick	12	25	245	9.8	0	27	20.4	12	25	245	9.8	0	27	20.4				
HENDERSON, Adrian	10	16	225	14.1	1	43	22.5	10	16	225	14.1	1	43	22.5				
CRAFT, Sam	7	15	83	5.5	0	17	11.9	19	46	420	9.1	1	30	22.1				
MAYHUE, Phil	12	13	219	16.8	2	54	18.2	12	13	219	16.8	2	54	18.2				
HAYES, Brandon	11	12	84	7.0	3	18	7.6	32	43	240	5.6	5	20	7.5				
MONTIEL, Daniel	9	6	107	17.8	1	29	11.9	18	6	107	17.8	1	29	5.9				
CRAIG, Joe	11	4	32	8.0	0	13	2.9	23	41	370	9.0	0	27	16.1				
YOUNG, Robby	8	1	29	29.0	1	29	3.6	8	1	29	29.0	1	29	3.6				
HURD, Daniel	4	1	28	28.0	0	28	7.0	15	9	119	13.2	0	28	7.9				
DAVIS, Robert	3	1	8	8.0	0	8	2.7	3	1	8	8.0	0	8	2.7				
McKILLION, Greg	8	1	8	8.0	0	8	1.0	8	1	8	8.0	0	8	1.0				
COOPER, Jarvis	11	1	2	2.0	0	2	0.2	11	1	2	2.0	0	2	0.2				
WALLACE, Tearris	3	1	1	1.0	0	1	0.3	3	1	1	1.0	0	1	0.3				
DORCEUS, Doroland	4	1	-2	-2.0	0	0	-0.5	4	1	-2	-2.0	0	0	-0.5				
Total	12	238	2770	11.6	19	54	230.8											
Opponents	12	241	2616	10.9	11	80	218.0											

MEMPHIS CAREER STATISTICS

	SEASON						CAREER					
	g	plays	rush	pass	total	avg/g	g	plays	rush	pass	total	avg/g
Total Offense												
LYNCH, Paxton	12	467	283	2725	3008	250.7	24	904	410	4781	5191	216.3
HAYES, Brandon	11	174	900	0	900	81.8	32	495	2336	6	2342	73.2
COOPER, Jarvis	11	70	360	0	360	32.7	11	70	360	0	360	32.7
CRAFT, Sam	7	82	303	0	303	43.3	19	107	405	0	405	21.3
DORCEUS, Doroland	4	46	237	0	237	59.2	4	46	237	0	237	59.2
DAVIS, Robert	3	10	81	0	81	27.0	3	10	81	0	81	27.0
STEWART, Jason	5	10	23	45	68	13.6	5	10	23	45	68	13.6
FRAZIER, Mose	12	10	67	0	67	5.6	24	11	83	0	83	3.5
WALLACE, Tearris	3	14	53	0	53	17.7	3	14	53	0	53	17.7
MALONE, Keiwone	12	3	22	0	22	1.8	44	8	43	13	56	1.3
HENDERSON, Adrian	10	1	11	0	11	1.1	10	1	11	0	11	1.1
BISHOP, Drew	9	1	6	0	6	0.7	13	1	6	0	6	0.5
McKILLION, Greg	8	1	4	0	4	0.5	8	1	4	0	4	0.5
CROSS, Alan	12	1	1	0	1	0.1	35	3	1	0	1	0.0
PROCTOR, Roderick	12	7	-16	0	-16	-1.3	12	7	-16	0	-16	-1.3
TEAM	9	17	-33	0	-33	-3.7						
Total	12	915	2302	2770	5072	422.7						
Opponents	12	868	1503	2616	4119	343.2						

Scoring	td	fg	PAT				dxp	saf	pts	td	fg	PAT				dxp	saf	pts
			kick	rush	rcv	pass						kick	rush	rcv	pass			
ELLIOTT, Jake	-	19-29	50-50	-	-	-	-	-	107	-	35-47	74-74	-	-	-	-	-	179
LYNCH, Paxton	10	-	-	-	-	-	-	60	12	-	-	-	-	0-2	-	-	72	
HAYES, Brandon	8	-	-	-	-	-	-	48	21	-	-	-	-	-	-	-	126	
CROSS, Alan	4	-	-	-	-	-	-	24	11	-	-	-	-	-	-	-	66	
DORCEUS, Doroland	4	-	-	-	-	-	-	24	4	-	-	-	-	-	-	-	24	
COOPER, Jarvis	4	-	-	-	-	-	-	24	4	-	-	-	-	-	-	-	24	
FRAZIER, Mose	3	-	-	-	-	-	-	18	4	-	-	-	-	-	-	-	24	
JONES, Tevin	3	-	-	-	-	-	-	18	7	-	-	-	-	-	-	-	42	
CRAFT, Sam	3	-	-	-	-	-	-	18	9	-	-	-	-	-	-	-	54	
McCAIN, Bobby	2	-	-	-	-	-	-	12	5	-	-	-	-	-	-	-	30	
MAYHUE, Phil	2	-	-	-	-	-	-	12	2	-	-	-	-	-	-	-	12	
MALONE, Keiwone	2	-	-	-	-	-	-	12	7	-	-	-	-	-	-	-	42	
DAVIS, Robert	1	-	-	-	-	-	-	6	1	-	-	-	-	-	-	-	6	
ETIENNE, Fritz	1	-	-	-	-	-	-	6	1	-	-	-	-	-	-	-	6	
HENDERSON, Adrian	1	-	-	-	-	-	-	6	1	-	-	-	-	-	-	-	6	
YOUNG, Robby	1	-	-	-	-	-	-	6	1	-	-	-	-	-	-	-	6	
MONTIEL, Daniel	1	-	-	-	-	-	-	6	1	-	-	-	-	-	-	-	6	
NELSON, Dontrell	1	-	-	-	-	-	-	6	1	-	-	-	-	-	-	-	6	
JAKES, Tank	-	-	-	-	-	-	1	2	1	-	-	-	-	-	-	1	8	
SMITH, Spencer	-	-	1-1	-	-	-	-	1	-	-	1-1	-	-	-	-	-	1	
Total	51	19-29	51-51	-	-	-	-	416										
Opponents	26	8-17	23-24	0-1	1	1-1	-	205										

Punt Returns	no.	yds	avg	td	lg	no.	yds	avg	td	lg
MALONE, Keiwone	30	242	8.1	0	24	79	697	8.8	0	57
CRAIG, Joe	3	82	27.3	0	53	4	114	28.5	0	53
PROCTOR, Roderick	1	8	8.0	0	8	1	8	8.0	0	8
FRAZIER, Mose	1	2	2.0	0	2	1	2	2.0	0	2
ROSS, B.J.	1	-5	-5.0	0	0	1	-5	-5.0	0	0
Total	36	329	9.1	0	53					
Opponents	13	36	2.8	0	21					

Kick Returns	no.	yds	avg	td	lg	no.	yds	avg	td	lg
CRAIG, Joe	14	316	22.6	0	49	41	1040	25.4	0	56
McCAIN, Bobby	13	326	25.1	0	59	42	1061	25.3	0	95
HAYES, Brandon	1	10	10.0	0	10	1	10	10.0	0	10
HOLLIER, Bakari	1	25	25.0	0	25	28	500	17.9	0	37
CRAFT, Sam	1	23	23.0	0	23	4	96	24.0	0	54
Total	30	700	23.3	0	59					
Opponents	27	489	18.1	0	38					



MEMPHIS CAREER STATISTICS

	SEASON					CAREER				
	no.	yds	avg	td	lg	no.	yds	avg	td	lg
Interceptions										
McCain, Bobby	4	61	15.2	1	29	11	248	22.5	4	79
GAINES, Andrew	3	10	3.3	0	7	4	10	2.5	0	7
ETIENNE, Fritz	3	17	5.7	1	17	3	17	5.7	1	17
NELSON, Dontrell	1	58	58.0	1	58	1	58	58.0	1	58
HOLLIER, Bakari	1	0	0.0	0	0	3	33	11.0	0	33
JAKES, Tank	1	0	0.0	0	0	2	32	16.0	1	32
BALL, Reggis	1	24	24.0	0	24	2	117	58.5	0	93
Total	14	170	12.1	3	58					
Opponents	6	159	26.5	0	54					

	SEASON					CAREER				
	no.	yds	avg	td	lg	no.	yds	avg	td	lg
Fumble Returns										
McCain, Bobby	1	59	59.0	1	59	1	59	59.0	1	59
Total	1	59	59.0	1	59					
Opponents	3	29	9.7	1	17					

	SEASON								CAREER							
	g	rush	rcv	pr	kr	ir	total	avg/g	g	rush	rcv	pr	kr	ir	total	avg/g
HAYES, Brandon	11	900	84	0	10	0	994	90.4	32	2336	240	0	10	0	2586	80.8
MALONE, Keiwo	12	22	480	242	0	0	744	62.0	44	43	1422	697	0	-2	2160	49.1
FRAZIER, Mose	12	67	475	2	0	0	544	45.3	24	83	771	2	0	0	856	35.7
JONES, Tevin	12	0	442	0	0	0	442	36.8	37	44	899	0	0	0	943	25.5
CRAIG, Joe	11	0	32	82	316	0	430	39.1	23	5	370	114	1040	0	1529	66.5
CRAFT, Sam	7	303	83	0	23	0	409	58.4	19	405	420	0	96	0	921	48.5
McCain, Bobby	12	0	0	0	326	61	387	32.2	44	0	61	0	1061	248	1370	31.1
COOPER, Jarvis	11	360	2	0	0	0	362	32.9	11	360	2	0	0	0	362	32.9
CROSS, Alan	12	1	304	0	0	0	305	25.4	35	1	752	0	0	0	753	21.5
LYNCH, Paxton	12	283	0	0	0	0	283	23.6	24	410	0	0	0	0	410	17.1
PROCTOR, Rod	12	-16	245	8	0	0	237	19.8	12	-16	245	8	0	0	237	19.8
HENDERSON, A	10	11	225	0	0	0	236	23.6	10	11	225	0	0	0	236	23.6
DORCEUS, Doro	4	237	-2	0	0	0	235	58.8	4	237	-2	0	0	0	235	58.8
MAYHUE, Phil	12	0	219	0	0	0	219	18.2	12	0	219	0	0	0	219	18.2
MONTIEL, Danie	9	0	107	0	0	0	107	11.9	18	0	107	0	0	0	107	5.9
DAVIS, Robert	3	81	8	0	0	0	89	29.7	3	81	8	0	0	0	89	29.7
NELSON, Dontre	11	0	0	0	0	58	58	5.3	11	0	0	0	0	58	58	5.3
WALLACE, Tarr	3	53	1	0	0	0	54	18.0	3	53	1	0	0	0	54	18.0
YOUNG, Robby	8	0	29	0	0	0	29	3.6	8	0	29	0	0	0	29	3.6
HURD, Daniel	4	0	28	0	0	0	28	7.0	15	0	119	0	0	0	119	7.9
HOLLIER, Bakari	12	0	0	0	25	0	25	2.1	45	0	0	8	500	33	541	12.0
BALL, Reggis	12	0	0	0	0	24	24	2.0	36	0	0	39	0	117	156	4.3
STEWART, Jaso	5	23	0	0	0	0	23	4.6	5	23	0	0	0	0	23	4.6
ETIENNE, Fritz	12	0	0	0	0	17	17	1.4	22	0	0	0	0	17	17	0.8
McKILLION, Gre	8	4	8	0	0	0	12	1.5	8	4	8	0	0	0	12	1.5
GAINES, Andrew	12	0	0	0	0	10	10	0.8	36	0	0	0	0	10	10	0.3
BISHOP, Drew	9	6	0	0	0	0	6	0.7	13	6	0	0	0	0	6	0.5
ROSS, B.J.	12	0	0	-5	0	0	-5	-0.4	24	0	0	-5	0	0	-5	-0.2
TEAM	9	-33	0	0	0	0	-33	-3.7								
Total	12	2302	2770	329	700	170	6271	522.6								
Opponents	12	1503	2616	36	489	159	4803	400.2								

	SEASON				CAREER			
	att	good	long	blkd	att	good	long	blkd
Field Goals								
ELLIOTT, Jake	29	19	53	0	47	35	56	0
Total	29	19	53	0				
Opponents	17	8	46	1				

	SEASON					CAREER				
	no.	yds	avg	lg	blk	no.	yds	avg	lg	blk
Punting										
SMITH, Spencer	53	2138	40.3	58	0	53	2138	40.3	58	0
JACOBS, Nick	15	495	33.0	42	0	15	495	33.0	42	0
Total	68	2633	38.7	58	0					
Opponents	90	3354	37.3	61	1					

MEMPHIS CAREER STATISTICS

	SEASON					CAREER				
	no.	yds	avg	tb	ob	no.	yds	avg	tb	ob
Kickoffs										
ELLIOTT, Jake	79	5060	64.1	49	3	129	8158	63.2	70	4
SMITH, Spencer	1	65	65.0	1	0	1	65	65.0	1	0
Total	80	5125	64.1	50	3					
Opponents	43	2594	60.3	11	2					

#	Defensive Leaders	gp	ua	a	total	tfl	sack	int	pbu	fr	ff	blk	gp	ua	a	total	tfl	sack	int	pbu	fr	ff	blk
13	JAKES, Tank	12	65	18	83	15.5	6.0	1	3	1	4	.	36	143	59	202	32.5	11.0	2	4	1	5	.
49	HARRIS, Charles	12	32	13	45	1.0	0.5	.	2	.	1	.	48	114	117	231	6.5	1.5	.	5	.	1	2
15	ETIENNE, Fritz	12	37	8	45	2.0	.	3	3	.	.	.	22	38	8	46	2.0	.	3	3	.	.	.
21	McCAIN, Bobby	12	37	6	43	1.0	.	4	4	1	.	.	44	107	26	133	6.5	1.5	11	15	3	1	.
37	HOLLIER, Bakari	12	29	8	37	1.5	.	1	10	.	.	.	45	78	29	107	4.0	.	3	23	.	1	.
56	REDDEN, Terry	12	27	8	35	5.5	1.5	45	62	32	94	19.0	6.5	.	.	1	1	.
39	BALL, Reggis	12	25	9	34	0.0	.	1	.	2	.	.	36	65	26	91	3.0	1.5	2	2	3	1	2
53	PEGUES, Leonard	12	29	5	34	6.0	2.0	.	.	.	1	.	36	54	16	70	7.5	2.0	2
28	GAINES, Andrew	12	27	6	33	1.0	.	3	5	.	.	.	36	83	24	107	1.5	0.5	4	12	.	.	.
34	DILLON, Jackson	12	25	7	32	6.0	1.5	.	1	.	1	1	24	45	16	61	11.5	2.5	.	3	.	1	2
97	IFEDI, Martin	8	26	3	29	9.5	2.5	.	2	1	.	.	44	78	62	140	36.0	22.5	.	4	2	4	.
14	BRADY, Latarius	12	17	8	25	1.5	1.0	.	2	2	1	.	24	23	13	36	2.0	1.0	.	2	2	1	.
45	ROBINSON, Noah	12	16	7	23	2.5	12	16	7	23	2.5
16	McMANIS, Wynton	9	12	8	20	1.5	.	.	2	1	1	.	33	24	24	48	4.0	.	1	2	2	2	.
32	TERRY, DeShaughn	12	15	5	20	1.0	.	.	1	.	1	.	12	15	5	20	1.0	.	.	1	.	1	.
44	COLEMAN, Ryan	9	16	3	19	4.0	1.0	.	2	1	1	.	21	56	23	79	7.0	1.0	.	3	3	3	.
6	AVERY, Genard	12	13	5	18	6.0	5.0	.	1	.	.	.	12	13	5	18	6.0	5.0	.	1	.	.	.
91	HUNTER, Ricky	12	13	4	17	7.5	3.5	.	2	.	.	.	36	48	30	78	26.5	11.0	.	3	2	1	.
30	WHITE, Shareef	11	12	4	16	0.0	.	.	1	.	.	.	11	12	4	16	0.0	.	.	1	.	.	.
17	MORLEY, Chris	9	11	3	14	0.0	.	.	4	.	.	.	21	19	5	24	2.0	.	1	8	.	.	.
58	PENNINGTON, Donald	11	10	2	12	1.0	.	.	1	1	.	.	11	10	2	12	1.0	.	.	1	1	1	.
48	SUTTLES, Ernest	12	9	3	12	3.0	2.0	.	.	1	.	.	12	9	3	12	3.0	2.0	.	.	.	1	.
29	HOWARD, Derek	5	7	1	8	0.0	1	.	37	10	2	12	0.0	1
10	NELSON, Dontrell	11	7	1	8	1.5	0.5	1	2	.	.	.	11	7	1	8	1.5	0.5	1	2	.	.	.
93	CROSBY, Cortez	12	5	2	7	1.0	1.0	.	.	2	.	.	12	5	2	7	1.0	1.0	.	.	2	.	.
27	WITTY, Dion	10	5	1	6	0.0	.	.	2	.	.	.	25	12	8	20	0.5	.	1	4	1	.	.
31	YOUNG, Anthony	6	5	.	5	0.0	6	5	.	5	0.0
99	GOLDEN, Kendrick	6	1	3	4	0.5	6	1	3	4	0.5
12	LYNCH, Paxton	12	3	.	3	0.0	24	5	1	6	0.0
33	SUMPTER, Phillip	2	2	.	2	1.0	2	2	.	2	1.0
41	MORGAN, Trevor	12	1	1	2	0.0	24	3	2	5	0.0
80	MONTIEL, Daniel	9	1	.	1	0.0	18	1	.	1	0.0
46	ELLIOTT, Jake	12	.	1	1	0.0	24	7	1	8	0.0
8	McKILLION, Greg	8	1	.	1	0.0	8	1	.	1	0.0
17	LANIER, Chauncey	12	.	1	1	0.0	12	.	1	1	0.0
92	JONES, Melvin	12	.	1	1	0.0	36	5	11	16	1.0	.	.	1	.	.	.
54	BOND, Al	12	1	.	1	0.0	46	1	.	1	0.0
23	ROSS, B.J.	12	.	1	1	0.0	24	1	1	2	0.0
	TM TEAM	9	1	.	1	0.0	1	.											
38	HAYES, Brandon	11	1	.	1	0.0	32	2	1	3	0.0
84	YOUNG, Robby	8	1	.	1	0.0	8	1	.	1	0.0
87	JONES, Tevin	12	1	.	1	0.0	1	.	37	4	.	4	0.0	2
	Total	12	546	156	702	81	28	14	50	13	13	2											
	Opponents	12	622	262	884	81	15	6	34	9	13	.											



THE LAST TIME A TIGER TEAM ...

RUSHING

Had 500 or more yards rushing	vs Tulsa, 1969 (507)
Had 400 or more yards rushing	vs Tulsa, 1972 (436)
Had 300 or more yards rushing	vs Austin Peay, 2014 (303)
Had 200 or more yards rushing	vs UConn, 2014 (202)
Had 80 or more rushing attempts	vs North Texas State, 1971 (81)
Had 75 or more rushing attempts	vs Wichita State, 1972 (77)
Had 70 or more rushing attempts	vs Georgia Tech, 1981 (70)
Had seven or more rushing TDs	vs Austin Peay, 2014 (7)
Had six or more rushing TDs	vs Austin Peay, 2014 (7)
Had five or more rushing TDs	vs Austin Peay, 2014 (7)
Had four or more rushing TDs	vs Tulsa, 2014 (4)
Had three or more rushing TDs	vs Tulsa, 2014 (4)
Had two or more players with 100 yards rushing in a game	vs Arkansas State, 2013 (Marquis Warford, 173 & Brandon Hayes, 114)

PASSING

Had 400 or more yards passing	vs East Carolina, 2007 (416)
Had 375 or more yards passing	vs Southern Miss, 2007 (396)
Had 350 or more yards passing	at SMU, 2014 (352)
Had 300 or more yards passing	at SMU, 2014 (352)
Had 275 or more yards passing	at SMU, 2014 (352)
Had 250 or more yards passing	at SMU, 2014 (352)
Had 60 or more pass attempts	vs SMU, 2007 (61)
Had 50 or more pass attempts	vs Louisville, 2008 (56)
Had 40 or more pass attempts	vs UConn, 2014 (41)
Had 30 or more pass completions	vs East Carolina, 2009 (33)
Had 25 or more pass completions	vs Houston, 2014 (26)
Had five or more passing TDs	vs SMU, 2007 (5)
Had four or more passing TDs	vs UConn, 2014 (4)
Had three or more passing TDs	vs UConn, 2014 (4)
Had five or more passes intercepted	vs East Carolina, 2006 (5)
Had four or more passes intercepted	vs Ole Miss, 2007 (4)
Had three players throw a touchdown pass	vs UCF, 2007 (M. Hankins, W. Hudgens, M. Malouf)
Had two players throw a touchdown pass	at SMU, 2014 (P. Lynch, J. Stewart)
Had two or more players with 100 yards passing in a game	vs UCF, 2009 (T. Bass 115 & W. Hudgens 143)

RECEIVING

Had two or more players with 100 yards receiving in a game	vs Middle Tennessee, 2012 (Rucker 177 & Malone 102)
Had 10 players with at least 1 reception	at SMU, 2014 (10)

TOTAL OFFENSE

Had 600 or more yards total offense	at Cincinnati, 2014 (610)
Had 500 or more yards total offense	at SMU, 2014 (582)
Had 400 or more yards total offense	vs USF, 2014 (470)
Had 100 or more plays	vs SMU, 2007 (108)
Had 90 or more plays	at Cincinnati, 2014 (94)
Had 80 or more plays	vs UConn, 2014 (85)
Had 75 or more plays	vs UConn, 2014 (85)

SCORING

Had 70 or more points	vs Tampa, 1949 (70-6)
Had 60 or more points	vs Austin Peay, 2014 (63-0)
Had 50 or more points	vs Austin Peay, 2014 (63-0)
Had 40 or more points	vs UConn, 2014 (41-10)
Allowed 50 or more points	Mississippi State, 2011 (14-59)
Allowed 40 or more points	at UCLA, 2014 (35-42)
Was held scoreless	at UCF, 2011 (0-41)
Was held scoreless at home	vs SMU, 2011 (0-42)
Was held scoreless on the road	at UCF, 2011 (0-41)
Held an opponent scoreless	vs Austin Peay, 2014 (63-0)
Held an opponent scoreless at home	vs Austin Peay, 2014 (63-0)
Held an opponent scoreless on the road	vs Arkansas, 1993 (6-0)
Held two opponents scoreless in a season	vs Tulsa; USM, 1968
Held three opponents scoreless in a season	vs Utah St.; North Texas; McNeese State, 1965
Held four opponents scoreless in a season	vs Louisville; McNeese St.; West Texas State; Tampa, 1964
Scored a two-point conversion rushing	vs Akron, 2005 (Avery run)
Scored a two-point conversion passing	vs Southern Miss, 2007 (Hankins pass)

TURNOVERS

Had eight or more turnovers	vs Louisville, 1979 (8: 6 FR, 2 Int.)
Had seven or more turnovers	vs USF, 2003 (3 FR; 4 Int)
Had six or more turnovers	vs East Carolina, 2006 (1 FR; 5 Int)
Had eight or more fumbles	vs Alabama, 1986 (8)

Had seven or more fumbles	vs Alabama, 1986 (8)
Had six or more fumbles	vs Middle Tennessee, 2012 (6)
Had five or more fumbles	at Houston, 2013 (5)
Lost seven or more fumbles	vs Mississippi State, 1976 (7)
Lost six or more fumbles	vs Louisville, 1979 (6)
Lost five or more fumbles	vs Tennessee, 1984 (5)
Lost four or more fumbles	at Houston, 2013 (4)
Lost three or more fumbles	at Houston, 2013 (4)
Did not commit a turnover	UConn, 2014
Had eight or more takeaways	vs North Texas State, 1968 (8)
Had six or more takeaways	vs Marshall, 2011 - 6 (4 fumble, 2 int)
Had five or more takeaways	at Tulane, 2014 - 5 (2 fumble, 3 int)
Had four or more takeaways	at Tulane, 2014 - 5 (2 fumble, 3 int)
Had three or more takeaways	at Tulane, 2014 - 5 (2 fumble, 3 int)
Returned two interceptions for TDs	at Tulane-2, 2014 (B. McCain, 15; D. Nelson, 58)
Returned an interception for a TD	at Tulane-2, 2014 (B. McCain, 15; D. Nelson, 58)
Returned a fumble for a TD	vs Middle Tennessee, 2014 (Bobby McCain, 59 yds)
Returned two fumbles for TDs	vs Middle Tennessee, 2014 (Bobby McCain, 59 yds)
Blocked two punts for touchdowns	vs Tulsa, 1968 (Dees & Marks)

DEFENSE

Held an opponent to 10 or fewer first downs	vs Austin Peay, 2014 (8)
Held an opponent to 0 or fewer yards rushing	vs Ole Miss, 1993 (-4)
Held an opponent to 50 or fewer yards rushing	at Houston, 2013 (38)
Held an opponent to 100 or fewer yards rushing	vs USF, 2014 (95)
Held an opponent to 25 or fewer yards passing	vs USF, 2003 (25)
Held an opponent to 50 or fewer yards passing	vs Austin Peay, 2014 (30)
Held an opponent to 100 or fewer yards total offense	vs UT-Arlington, 1962 (87)
Held an opponent to 200 or fewer yards total offense	vs Austin Peay, 2014 (146)
Held an opponent to 300 or fewer yards total offense	vs UConn, 2014 (269)
Intercepted six or more passes	vs East Carolina, 1993 (6)
Intercepted five or more passes	vs Mississippi State, 1998 (5)
Intercepted four or more passes	at USF, 2013 (4)
Intercepted three or more passes	at Tulane, 2014 (3)
Recovered four or more fumbles	vs Marshall, 2011 (4)
Recovered three or more fumbles	at Duke, 2012 (3)
Recorded a safety	vs Middle Tennessee, 2014
Recorded seven or more sacks	vs Arkansas State, 2013 (7)
Recorded six or more sacks	vs Arkansas State, 2013 (7)
Recorded five or more sacks	vs Middle Tennessee, 2014 (5)
Recorded four or more sacks	vs USF, 2014 (4)
Recorded 12 or more tackles for loss	vs Arkansas State, 2013 (12)
Recorded 10 or more tackles for loss	vs Middle Tennessee, 2014 (10)
Had three or more players with 2 or more tackles for loss	vs Middle Tennessee, 2014 (3)
Had four or more players with 2 or more tackles for loss	vs UCF, 2008 (4)

SPECIAL TEAMS

Returned a punt for a TD	at Arkansas State, 2012 (Tevin Jones)
Returned a blocked punt for a TD	at Arkansas State, 2012 (Tevin Jones)
Returned a kickoff for a TD	vs Tennessee, 1996 (Cobb 95 yds)
Blocked one punt	at Temple, 2014 (Tevin Jones)
Blocked two punts	vs Arkansas, 1992 (4)
Blocked three punts	vs Arkansas, 1992 (4)
Blocked four punts	vs Arkansas, 1992 (4)
Blocked a field goal	vs Tulsa, 2014
Blocked a PAT	at UAB, 2012
Returned a Blocked PAT for 2 Points	at UAB, 2012 (Charles Harris)
Punted 13 or more times	vs Texas A&M, 1979 (13)
Punted 12 or more times	vs SMU, 2011 (12)
Punted 11 or more times	at Southern Miss, 2011 (11)
Punted 10 or more times	at Ole Miss, 2014 (10)
Punted one time in a game	vs East Southern Miss, 2012
Punted two times or less	at SMU, 2014 (1)
Missed a kicking PAT	at UAB, 2012
Had a kicking PAT blocked	vs Marshall, 2011
Had a punt blocked	vs Temple, 2013
Had a field goal blocked	at Marshall, 2012
Had a blocked field goal returned for a TD	vs Louisville, 2008
Recorded 2 Special Teams TDs	at Arkansas State, 2012 (2, BL P & P FF)
Gave up 2 Special Teams TDs	vs Louisville, 2008 (2, BL FG & KOR)
Kicked an on-side kick	at Connecticut, 2013
Recovered an opponent's on-side kick	vs USF, 2014
Recovered a Memphis on-side kick	at Marshall, 2012
Totalled 200 or more kickoff return yards	vs Middle Tennessee, 2012 (200)
Totalled 150 or more kickoff return yards	at Connecticut, 2013 (177)
Totalled 100 or more kickoff return yards	vs Houston, 2014 (121)
Returned 10 or more kickoffs	vs Mississippi State, 2011 (10)
Returned nine or more kickoffs	vs Mississippi State, 2011 (10)
Returned eight or more kickoffs	vs Middle Tennessee, 2012 (8)

MISCELLANEOUS

Had 30 or more first downs at Cincinnati, 2014 (30)
 Had 20 or more first downs vs UConn, 2014 (28)
 Had 16 or more penalties at Marshall, 2012 (16)
 Had 15 or more penalties at Middle Tennessee, 2013 (15)
 Had 10 or more penalties at UCLA, 2014 (10)
 Had 125 or more yards in penalties at Middle Tennessee, 2013 (145)
 Had 100 or more yards in penalties at Ole Miss, 2014 (105)
 Had a 100-yard rusher and a 100-yard receiver in the same game.....
 vs UTEP, 2009 (Curtis Steele 240 rush, Carlos Singleton 105 rec)
 Had 40 or more minutes of TOP at Cincinnati, 2014 (40:55)
 Had 35 or more minutes of TOP at Cincinnati, 2014 (40:55)
 Had a tie game vs Arkansas State, 1990
 Was involved in an overtime vs Tulsa, 2009
 Gave up a Safety vs Army, 2000

THE LAST TIME A TIGER PLAYER ...

RUSHING

Rushed 40 or more times Marcus Holliday vs Tulane, 1994 (42)
 Rushed 35 or more times Sam Craft at Cincinnati, 2014 (38)
 Rushed 30 or more times Sam Craft at Cincinnati, 2014 (38)
 Rushed 25 or more times Brandon Hayes at Temple, 2014 (26)
 Rushed for 250 or more yards DeAngelo Williams vs USF, 2004 (263)
 Rushed for 200 or more yards Curtis Steele vs Tulsa, 2009 (232)
 Rushed for 175 or more yards Brandon Hayes vs USF, 2014 (189)
 Rushed for 150 or more yards Brandon Hayes vs USF, 2014 (189)
 Rushed for 125 or more yards Brandon Hayes vs USF, 2014 (189)
 Rushed for 100 or more yards Brandon Hayes vs USF, 2014 (189)
 Rushed for four or more TDs Curtis Steele vs Tulsa, 2009 (4)
 Rushed for three or more TDs Brandon Hayes vs Tulsa, 2014 (3)
 Rushed for two or more TDs Paxton Lynch vs USF, 2014 (2)
 Had a run of 90 or more yards Herb Covington vs Cincinnati, 1966 (92)
 Had a run of 80 or more yards DeAngelo Williams vs Tulane, 2002 (86)
 Had a run of 70 or more yards Curtis Steele vs Tulsa, 2009 (77)
 Had a run of 60 or more yards Marquis Warford vs Arkansas State, 2013 (63)
 Had a run of 50 or more yards Brandon Hayes vs Tulsa, 2014 (51)

PASSING

Passed for 400 or more yards Martin Hankins vs East Carolina, 2007 (416)
 Passed for 350 or more yards Arkelon Hall vs Louisville, 2008 (350)
 Passed for 300 or more yards Paxton Lynch at SMU, 2014 (307)
 Passed for 250 or more yards Paxton Lynch at SMU, 2014 (307)
 Passed for 200 or more yards Paxton Lynch vs USF, 2014 (232)
 Attempted 60 or more passes Martin Hankins vs East Carolina, 2007 (60)
 Attempted 50 or more passes Arkelon Hall vs Louisville, 2008 (55)
 Attempted 40 or more passes Paxton Lynch vs UConn, 2014 (41)
 Attempted 30 or more passes Paxton Lynch vs UConn, 2014 (41)
 Completed 30 or more passes Will Hudgens vs East Carolina, 2009 (33)
 Completed 25 or more passes Paxton Lynch vs Houston, 2014 (26)
 Completed 20 or more passes Paxton Lynch vs UConn, 2014 (22)
 Threw four or more TD passes Paxton Lynch vs UConn, 2014 (4)
 Threw three or more TD passes Paxton Lynch vs UConn, 2014 (4)
 Threw five or more interceptions Martin Hankins vs Southern Miss, 2006 (5)
 Threw four or more interceptions Martin Hankins vs Ole Miss, 2007 (4)
 Threw three or more interceptions Paxton Lynch vs Houston, 2014 (3)
 Completed a pass for 90 or more yards Taylor Reed vs Austin Peay, 2011 (93)
 Completed a pass for 80 or more yards Taylor Reed vs Austin Peay, 2011 (93)
 Completed a pass for 70 or more yards Taylor Reed vs Austin Peay, 2011 (93)
 Completed a pass for 60 or more yards Tom Hornsey at Marshall, 2012 (61)
 Completed a pass for 50 or more yards Paxton Lynch at SMU, 2014 (54)

RECEIVING

Caught 10 or more passes Marcus Rucker vs Middle Tennessee, 2012 (10)
 Keiwone Malone vs Middle Tennessee, 2012 (10)
 Caught seven or more passes Keiwone Malone vs UConn, 2014 (7)
 Had 180 or more yards receiving Bob Sherlag vs Mississippi St., 1965 (186)
 Had 175 or more yards receiving Marcus Rucker vs MTSU, 2012 (177)
 Had 150 or more yards receiving Marcus Rucker vs MTSU, 2012 (177)
 Had 125 or more yards receiving Marcus Rucker vs MTSU, 2012 (177)
 Had 100 or more yards receiving Mose Frazier at Temple, 2014 (110)
 Caught three or more TD passes Carlos Singleton vs SMU, 2007 (3)
 Caught two or more TD passes Keiwone Malone vs UConn, 2014 (2)

TOTAL OFFENSE

Had 400 or more yards of total offense Arkelon Hall vs Rice, 2008 (409)
 Had 350 or more yards of total offense Paxton Lynch at Cincinnati, 2014 (356)
 Had 300 or more yards of total offense Paxton Lynch at SMU, 2014 (301)
 Had 250 or more yards of total offense Paxton Lynch vs USF, 2014 (276)

SCORING

Accounted for five or more TDs Tyler Bass vs UT-Martin, 2009 (4 pass, 1 rush)
 Accounted for four or more TDs Paxton Lynch vs UConn, 2014 (4 pass)
 Accounted for three or more TDs Paxton Lynch vs UConn, 2014 (4 pass)
 Scored four or more TDs Curtis Steele vs Tulsa, 2009 (4 rush)
 Scored three or more TDs Brandon Hayes vs Tulsa, 2014 (3 rush)
 Scored two or more TDs Keiwone Malone vs UConn, 2014 (2 rec)
 Scored in three different ways A. Hall vs vs Louisville, 2008 (2 pass, 1 rsh, 1 rec)

DEFENSE

Intercepted three or more passes Bobby McCain at USF, 2013 (3)
 Intercepted two or more passes Bobby McCain at Ole Miss, 2014 (2)
 Recovered three or more fumbles Quinton McCrary vs UCF, 2007 (3)
 Recovered two or more fumbles Ryan Coleman vs SMU, 2013 (2)
 Returned two fumbles for TDs Ryan Coleman vs SMU, 2013 (2)
 Returned fumble for TD Bobby McCain vs Middle Tennessee, 2014
 Recorded four or more sacks Clinton McDonald vs Arkansas St., 2008 (4)
 Recorded three or more sacks Clinton McDonald vs Arkansas St., 2008 (4)
 Recorded two or more sacks Tank Jakes at Cincinnati, 2014 (2.0)
 Recorded four or more TFLs Tank Jakes at UCLA, 2014 (4.0)

SPECIAL TEAMS

Scored 18 or more points kicking Ryan White vs UAB, 1999 (18)
 Scored 15 or more points kicking Jake Elliott vs Tulsa, 2014 (16)
 Scored 10 or more points kicking Jake Elliott vs UConn, 2014 (11)
 Kicked five or more field goals Jake Elliott at Houston, 2013 (5)
 Kicked four or more field goals Jake Elliott vs Tulsa, 2014 (4)
 Kicked three or more field goals Jake Elliott at Temple, 2014 (3)
 Attempted five or more field goals Jake Elliott vs Tulsa, 2014 (5)
 Attempted four or more field goals Jake Elliott at Temple, 2014 (4)
 Attempted three or more field goals Jake Elliott vs USF, 2014 (3)
 Kicked a field goal of 50 or more yards Jake Elliott vs Tulsa, 2014 (53, 51)
 Punted 12 or more times Tom Hornsey vs SMU, 2011 (12)
 Punted 11 or more times Tom Hornsey at Southern Miss, 2011 (11)
 Punted 10 or more times Spencer Smith at Ole Miss, 2014 (10)
 Punted 70 or more yards Tom Hornsey vs UConn, 2013 (70)
 Punted 60 or more yards Tom Hornsey vs Temple, 2013 (61)
 Had a punt average over 50 yards Spencer Smith vs Austin Peay, 2014 (51.0)
 Totaled 175 or more yards in kick returns Joe Craig at Connecticut, 2013 (177)
 Totaled 150 or more yards in kick returns Joe Craig at Connecticut, 2013 (177)
 Totaled 125 or more yards in kick returns Joe Craig at Connecticut, 2013 (177)
 Totaled 100 or more yards in kick returns Bobby McCain vs Houston, 2014 (121)
 Returned a kick 90 or more yards Bobby McCain at Duke, 2012 (95)
 Returned a kick 50 or more yards Bobby McCain at Cincinnati, 2014 (59)
 Returned a kickoff for a TD Kevin Cobb vs Tennessee, 1996 (95 yds)
 Returned nine or more kickoffs Marcus Hightower vs Houston, 2009 (9)
 Returned eight or more kickoffs D.A. Griffin vs Houston, 2010 (8)
 Returned seven or more kickoffs Curtis Johnson vs UAB, 2011 (7)
 Returned six or more kickoffs Joe Craig at Connecticut, 2012 (6)
 Returned 10 or more punts Ryan Roskelly vs Tulsa, 1994 (10)
 Returned seven or more punts Darron White vs Chattanooga, 2004 (7)
 Returned six or more punts Keiwone Malone vs Middle Tennessee, 2014 (6)
 Had 150 or more punt return yards Ryan Roskelly vs Tulsa, 1994 (194)
 Had 100 or more punt return yards Keiwone Malone at UAB, 2012 (112)
 Had a punt return of 90 or more yards Keith Wright vs Louisville, 1975 (94)
 Had a punt return of 80 or more yards Ryan Johnson vs Cincinnati, 2000 (82)
 Had a punt return of 50 or more yards Joe Craig vs Austin Peay, 2014 (53)
 Returned a punt for a TD Tevin Jones at Arkansas State, 2012
 Blocked a punt Tevin Jones at Temple, 2014
 Returned a blocked punt for a TD Tevin Jones at Arkansas State, 2012
 Blocked a field goal Jackson Dillon vs Tulsa, 2014
 Blocked a PAT Team at UAB, 2012
 Returned a blocked PAT for a score Charles Harris at UAB, 2012

THE LAST TIME A TIGER PLAYER ...

IN ONE QUARTER...

Passed for 75 yards or more Paxton Lynch vs UConn, 2014 (88-3rd)
 Passed for 100 yards or more Paxton Lynch at SMU, 2014 (112-2nd)
 Passed for 175 yards or more Arkelon Hall vs UAB, 2008 (186-2nd)
 Passed for three or more TDs Paxton Lynch vs UConn, 2014 (3-3rd)
 Passed for two or more TDs Paxton Lynch vs UConn, 2014 (3-3rd)
 Rushed for 75 yards or more Brandon Hayes vs Tulsa, 2014 (83-4th)
 Rushed for 100 yards or more Jarvis Cooper vs Austin Peay, 2014 (101-4th)
 Rushed for 150 yards or more Paul Gowen vs Tulsa, 1969 (150-2nd)
 Rushed for two TDs or more Paxton Lynch vs USF, 2014 (2-1st)
 Caught three or more passes Keiwone Malone vs UConn, 2014 (3-1st)
 Caught five or more passes Keiwone Malone vs MTSU, 2012 (5-2nd)
 Caught two or more TD passes Marcus Rucker vs MTSU, 2012 (2-2nd)
 Had 75 or more receiving yards Marcus Rucker vs MTSU, 2012 (80-2nd)
 Kicked three or more field goals S.Gostkowski vs Ole Miss, 2003 (3-4th)



IN ONE HALF

Passed for 200 yards or more.....Paxton Lynch at SMU, 2014 (238-1st)
 Passed for 175 yards or more.....Paxton Lynch at SMU, 2014 (238-1st)
 Rushed for 100 yards or more..... Brandon Hayes vs USF, 2014 (100-1st)
 Rushed for 150 yards or more..... DeAngelo Williams vs Akron, 2005 (154-2nd)
 Rushed for three TDs or more.....Curtis Steele vs Tulsa, 2009 (3-2nd)
 Rushed for two TDs or more..... Paxton Lynch vs USF, 2014 (2-1st)
 Passed for three or more TDs..... Paxton Lynch vs UConn, 2014 (3-2nd)
 Caught eight or more passes..... Maurice Avery vs UAB, 2003 (8-2nd)
 Caught six or more passes..... Keiwone Malone vs MTSU, 2012 (7-2nd)
 Had 100 yards receiving..... Marcus Rucker vs MTSU, 2012 (146-1st)
 Had 125 yards receiving..... Marcus Rucker vs MTSU, 2012 (146-1st)
 Caught two or more TD passes..... Marcus Rucker vs MTSU, 2012 (2-1st)
 Kicked four or more field goals..... Ryan White vs UAB, 1999 (4-1st)
 Kicked three or more field goals..... Jake Elliott at Houston, 2013 (3-1st)

THE LAST TIME A TIGER TEAM ...

IN ONE QUARTER

Passed for 75 yards or more..... vs USF, 2014 (78-2nd)
 Passed for 100 yards or more..... at SMU, 2014 (112-2nd)
 Passed for 175 yards or more..... vs UT-Martin, 2009 (175-2nd)
 Passed for 200 yards or more..... vs Chattanooga, 2004 (202-3rd)
 Passed for two TDs..... vs UConn, 2014 (3-3rd)
 Passed for three TDs..... vs UConn, 2014 (3-3rd)
 Rushed for 75 yards or more..... vs Tulsa, 2014 (86-4th)
 Rushed for 100 yards or more..... vs Tulsa, 2014 (102-2nd)
 Rushed for 125 yards or more..... vs Austin Peay, 2014 (133-4th)
 Rushed for three TDs or more..... at SMU, 2014 (3-2nd)
 Rushed for two TDs or more..... vs USF, 2014 (2-1st)
 Kicked three or more field goals..... vs Ole Miss, 2003 (3-4th)
 Had four receivers catch three passes..... vs Southern Miss, 2007 (4-4th)
 Had seven receivers catch one pass..... vs Cincinnati, 2013 (7-4th)

IN ONE HALF

Passed for 200 yards or more.....at SMU, 2014 (238-1st)
 Passed for 175 yards or more.....at SMU, 2014 (238-1st)
 Passed for 150 yards or more.....at SMU, 2014 (238-1st)
 Passed for two or more TDs..... vs. UConn, 2014 (3-2nd)
 Passed for three or more TDs..... vs UConn, 2014 (3-2nd)
 Rushed for 250 yards or more..... vs Akron, 2005 (252-2nd)
 Rushed for 200 yards or more..... vs Arkansas State, 2013 (216-1st)
 Rushed for 150 yards or more..... vs Middle Tennessee, 2014 (180-1st)
 Rushed for four TDs or more..... vs Austin Peay, 2014 (5-1st)
 Rushed for two TDs or more..... vs USF, 2014 (2-1st)
 Kicked four or more field goals..... vs UAB, 1999 (4-1st)

THE LAST TIME A TIGER OPPONENT ...

RUSHING

Had 500 or more yards rushing..... Texas A&M, 1978 (523)
 Had 400 or more yards rushing..... East Carolina, 2007 (491)
 Had 300 or more yards rushing..... Arkansas State, 2012 (317)
 Had 75 or more rushing attempts..... Texas A&M, 1978 (75)
 Had 70 or more rushing attempts..... Arkansas State, 1986 (71)
 Had seven or more rushing TDs..... UCF, 2007 (7)
 Had six or more rushing TDs..... East Carolina, 2007 (6)
 Had five or more rushing TDs..... Miss. State, 2011 (5)
 Had four or more rushing TDs..... Cincinnati, 2013 (4)
 Had two players with 100 yards rushing in game.....
 Southern Miss, 2008 (Austin Davis, 128, Damion Fletcher 100)

PASSING

Had 500 or more yards passing..... Houston, 2009 (578)
 Had 400 or more yards passing..... Connecticut, 2013 (461)
 Had 300 or more yards passing..... USF, 2014 (301)
 Had 60 or more pass attempts..... USF, 2001 (62)
 Had 50 or more pass attempts..... Tulsa, 2014 (54)
 Had 40 or more pass attempts..... USF, 2014 (46)
 Had 35 or more completions..... Connecticut, 2013 (36)
 Had 30 or more completions..... UCLA, 2014 (33)
 Had 25 or more completions..... USF, 2014 (27)
 Had six or more TD passes..... Houston, 2010 (6)
 Had five or more TD passes..... East Carolina, 2012 (5)
 Had four or more TD passes..... Connecticut, 2013 (4)
 Had three or more TD passes..... UCLA, 2014 (3)
 Had six or more passes intercepted..... East Carolina, 1993 (6)
 Had five or more passes intercepted..... Mississippi State, 1997 (5)
 Had four or more passes intercepted..... USF, 2013 (4)
 Had three or more passes intercepted..... Tulane, 2014 (3)

RECEIVING

Had two or more players with 100 yards receiving in game.....
 UCLA, 2014 (Thomas Duarte-110, Jordan Payton-104)

TOTAL OFFENSE

Had 600 or more yards of total offense..... Arkansas State, 2012 (619)
 Had 500 or more yards of total offense..... UCLA, 2014 (540)
 Had 400 or more yards of total offense..... Tulsa, 2014 (411)
 Had 90 or more plays..... Arkansas State, 2012 (98)
 Had 80 or more plays..... USF, 2014 (91)
 Had 75 or more plays..... USF, 2014 (91)

SCORING

Scored 70 or more points..... Ole Miss, 1935 (92)
 Scored 60 or more points..... Ole Miss, 1980 (61)
 Scored 50 or more points..... Miss. State, 2011 (59)
 Scored 40 or more points..... UCLA, 2014 (42)
 Scored a two-point conversion passing..... UCLA, 2014
 Scored a two-point conversion running..... UAB, 2011

TURNOVERS

Committed seven or more turnovers..... Cincinnati, 1998 (7, 5 fumbles, 2 int.)
 Committed six or more turnovers..... Marshall, 2011 (6, 4 fumbles, 2 int.)
 Committed five or more turnovers..... Tulane, 2014 (5, 2 fumbles, 3 int.)
 Committed four or more turnovers..... Tulane, 2014 (5, 2 fumbles, 3 int.)
 Had five or more fumbles..... East Carolina, 2012 (5)
 Lost four or more fumbles..... Marshall, 2011 (4)
 Did not commit a turnover..... Tulsa, 2014
 Returned an interception for a touchdown..... MTSU, 2012 (Byard)
 Returned a fumble for a touchdown.....Tulsa, 2014 (DeMarco Nelson - 6 yd)

DEFENSE

Held UM to 10 or fewer first downs..... SMU, 2012 (9)
 Held UM to 0 or fewer yards rushing..... SMU, 2011 (-14)
 Held UM to under 100 yards rushing..... Temple, 2014 (82)
 Held UM to 100 or fewer yards passing..... Ole Miss 2014 (81)
 Held UM to under 300 yards of total offense.....Ole Miss, 2014 (104)
 Held UM to under 200 yards of total offense.....Ole Miss, 2014 (104)
 Intercepted five or more UM passes..... East Carolina, 2006 (5)
 Intercepted four or more UM passes..... Ole Miss, 2007 (4)
 Intercepted three or more UM passes.....Houston, 2014 (3)
 Recorded a safety..... Army, 2000
 Recorded six or more quarterback sacks..... Louisville, 2010 (6)
 Recorded five or more quarterback sacks..... UCF, 2013 (5)

SPECIAL TEAMS

Returned a punt for a TD..... Houston, 2010 (P.Edwards)
 Returned a blocked punt for a TD..... Temple, 2013 (Michael Felton)
 Returned a kickoff for a TD..... Louisville, 2008 (Trent Guy)
 Blocked a punt..... Temple, 2013 (Michael Felton)
 Blocked a field goal..... Marshall, 2012 (Jeremiah Taylor)
 Blocked a field goal for a TD..... Louisville, 2008 (Brandon Heath)
 Blocked a PAT..... Tulane, 2012
 Punted 10 or more times.....Tulane, 2014 (10)
 Did not punt..... Houston, 2010
 Missed a PAT (kicking).....Cincinnati, 2013
 Kicked an on-side kick..... USF, 2014
 Scored two special teams TDs..... Louisville, 2008

MISCELLANEOUS

Had 30 or more first downs.....UCLA, 2014 (30)
 Had 25 or more first downs..... Ole Miss, 2014 (26)
 Had 10 or more penalties..... UConn, 2014 (10)
 Had 100 or more penalty yards..... UConn, 2014 (115)
 Had 35 minutes or more of possession..... USF, 2014 (36:47)
 Had a 100 yard receiver and rusher..... SMU, 2012
 (Zach Line, 127 rush; Darius Johnson, 141 rec)



THE LAST TIME A TIGER OPPOSING PLAYER ...

RUSHING

Rushed 45 or more times Cyrus Lawrence, Va. Tech, 1981 (45)
 Rushed 35 or more times Brynn Harvey, UCF, 2009 (42)
 Rushed 30 or more times Brynn Harvey, UCF, 2009 (42)
 Rushed 25 or more times David Oku, Arkansas State, 2012 (25)
 Rushed for 300 or more yards Chris Johnson, East Carolina, 2007 (301)
 Rushed for 250 or more yards Chris Johnson, East Carolina, 2007 (301)
 Rushed for 200 or more yards Bilal Powell, Louisville, 2010 (204)
 Rushed for 150 or more yards L. Murray, UCF, 2012 (192)
Rushed for 100 or more yards Marlon Mack, USF, 2014 (102)
 Rushed for four or more TDs Chris Johnson, East Carolina, 2007 (4)
 Rushed for three or more TDs Z. Line, SMU, 2011 (3)
Rushed for two or more TDs Shane Tucker, Middle Tennessee, 2014 (2)
 Had a run of 80 yards or more L. Murray, UCF, 2012 (83)
Had a run of 70 yards or more Marlon Mack, USF, 2014 (75)
Had a run of 60 yards or more Marlon Mack, USF, 2014 (75)
Had a run of 50 yards or more Marlon Mack, USF, 2014 (75)

PASSING

Passed for 500 yards or more Chris Redman, Louisville, 1998 (506)
 Passed for 400 yards or more Casey Cochran, Connecticut, 2013 (461)
Passed for 300 yards or more Brett Hundley, UCLA, 2014 (396)
 Attempted 60 or more passes Marquel Blackwell, USF, 2001 (62)
Attempted 50 or more passes Dane Evans, Tulsa, 2014 (54)
Attempted 40 or more passes Tanner Lee, Tulane, 2014 (48)
Attempted 35 or more passes Mike White, USF, 2014 (35)
Completed 30 or more passes Brett Hundley, UCLA, 2014 (33)
Completed 25 or more passes Tanner Lee, Tulane, 2014 (26)
 Threw for five or more TDs Shane Carden, East Carolina, 2012 (5)
 Threw for four or more TDs Casey Cochran, Connecticut, 2013 (4)
Threw for three or more TDs Brett Hundley, UCLA, 2014 (3)
 Threw four or more interceptions Mike White, USF, 2013 (4)
Threw three or more interceptions Tanner Lee, Tulane, 2014 (3)
Completed a pass for 80 or more yards Gunner Kiel, Cincinnati, 2014 (80)
Completed a pass for 70 or more yards Gunner Kiel, Cincinnati, 2014 (80)
Completed a pass for 60 or more yards Gunner Kiel, Cincinnati, 2014 (80)
Completed a pass for 50 or more yards Gunner Kiel, Cincinnati, 2014 (80)

RECEIVING

Caught 15 or more passes Jeremy Davis, Connecticut, 2013 (15)
Caught 10 or more passes Keevan Lucas, Tulsa, 2014 (11)
Caught eight or more passes Marlon Mack, USF, 2014 (8)
 Had 200 or more yards receiving Jeremy Davis, Connecticut, 2013 (207)
 Had 175 or more yards receiving Jeremy Davis, Connecticut, 2013 (207)
 Had 150 or more yards receiving Jeremy Davis, Connecticut, 2013 (207)
 Had 125 yards or more receiving Jeremy Davis, Connecticut, 2013 (207)
Had 100 or more yards receiving Keevan Lucas, Tulsa, 2014 (120)
 Caught three or more TD passes Robby Anderson, Temple, 2013 (3)
Caught two or more TD passes Laquon Treadwell, Ole Miss, 2014 (2)

TOTAL OFFENSE

Had 400 or more yards of total offense Brett Hundley, UCLA, 2014 (422)
Had 300 or more yards of total offense Dane Evans, Tulsa, 2014 (344)

SCORING

Accounted for five or more TDs Shane Carden, ECU, 2012 (5 pass)
 Accounted for four or more TDs Casey Cochran, Connecticut, 2013 (4 pass)
Accounted for three or more TDs Brett Hundley, UCLA, 2014 (3 pass)
 Scored four or more TDs Chris Johnson, East Carolina, 2007 (4)
 Scored three or more TDs Robby Anderson, Temple, 2013 (3)
Scored two or more TDs Laquon Treadwell, Ole Miss, 2014 (2 rec)
 Kicked four or more field goals Kevin Fitzpatrick, Tulsa, 2009 (4)
 Kicked three or more field goals Cairo Santos, Tulane, 2012 (3)

DEFENSE

Intercepted two or more passes Efreem Oliphant, Houston, 2014 (2)
 Recovered two or more fumbles D. Mathews, Houston, 2013 (2)
 Recorded three or more sacks Chris Daly, USF, 2001 (3)
Recorded two or more sacks Tanzel Smart, Tulane, 2014 (2)
 Recorded four or more tackles for loss Chris Daley, USF, 2001 (4)
Recorded three or more tackles for loss Tanzel Smart, Tulane, 2014 (3.0)

SPECIAL TEAMS

Scored 10 or more points kicking Nick Visco, Temple, 2013 (10)
 Kicked four or more field goals Kevin Fitzpatrick, Tulsa, 2009 (4)
 Kicked three or more field goals Cairo Santos, Tulane, 2012 (3)
 Kicked a field goal of 50 yds or more Bobby Zalud, Arkansas St., 2011 (56)
 Kicked a 70-yard punt Caleb Houston, UCF, 2013 (71)

Kicked a 60-yard punt Dalton Parks, Tulsa, 2014 (61)
 Totaled 150 or more kick return yards Casey Robottom, Tulane, 2008 (166)
Totaled 100 or more kick return yards Johnny Holton, Cincinnati, 2014 (105)
 Totaled 100 or more punt return yards Mario Hull, Rice, 2011 (121)
 Had a punt return of 50 or more yards Kenneth Acker, SMU, 2012 (59)
 Had a 100-yard kickoff return Fred Reed, Mississippi St., 2003



BURLEY BOWL • 1956

MEMPHIS STATE COLLEGE	32
EAST TENNESSEE STATE	12
MEMORIAL STADIUM (8,000)	
NOVEMBER 22, 1956	

JOHNSON CITY, Tenn. — In November of 1956, Memphis State College received its second bowl bid in school history, but this time University officials accepted the invitation and the team traveled to East Tennessee to participate in its first post-season event.

In 1938, the Tigers received an invitation to play in the Prune Bowl in California and asked bowl officials for a financial guarantee to help cover the cost of transporting the squad across country. When the guarantee did not come through, Memphis opted to stay home.

In November of 1956, the Memphis squad finished the season with a record of 4-4-1 under head coach Ralph Hatley. Andy Nelson and Cotton Clifford served as team captains that year and helped Memphis to victories in two of the final three games of the season.

During that three-week span, the Tigers had back-to-back shutouts, defeating Western Kentucky 42-0 and Arkansas State 34-0.

November 22 was a cold and blustery day in Johnson City, Tenn. Not suited for football or any other outdoor event, the day was highlighted by a light snow fall and spitting rain and sleet.

East Tennessee State College tallied the game's first points on a 14-yard pass from quarterback Howard Tippett to halfback Bob Lindsey during the first period. The point after failed, as did most that day, and the Buccaneers led 6-0.

The Tigers answered the ETSC score before the first quarter ended. Bob Schmidt blasted into the end

zone from two yards out and following the missed PAT by Memphis, the score was tied 6-6.

Neither team could do much to defeat the weather the remainder of the first half, although the Tigers penetrated several times into Buccaneer territory in the second quarter. Memphis even moved down to the East Tennessee State 1-yard line before a fumble halted the drive. The first half ended with the score knotted at 6-all.

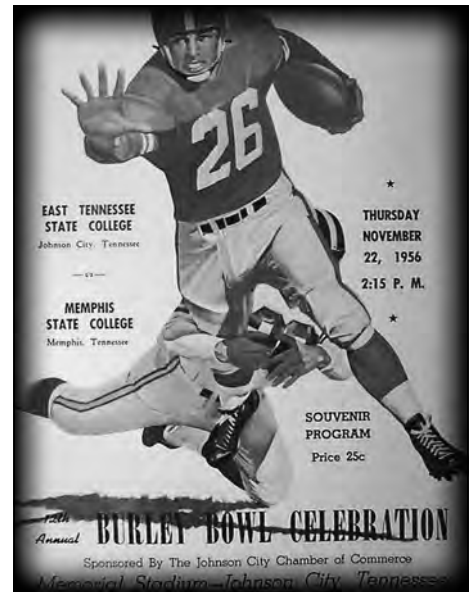
It was not until the second half that the Tigers got their offense going. After being held to 6-all in the first half by a battling bunch of Buccaneers, Memphis shook off the effects of the biting cold weather conditions and took charge of the Burley Bowl — which was witnessed by 700 fans on a frigid Thanksgiving afternoon — in the third quarter. The Tigers punched across three touchdowns in that third period to take control of the contest en route to the program's first ever postseason bowl victory.

The first time Memphis received the ball in the third quarter, fullback Bobby Brooks sprinted right up the middle, veered to the left and went 45 yards for a touchdown. And before that decisive period ended, the Tigers also scored on a one-yard plunge by Eddie Gebara and a 64-yard screen pass from Bubba Leonard to Gebara.

Andy Nelson took a pitchout four yards for the final Memphis touchdown in the opening minutes of the fourth period. Leonard converted the PATs after the third and fourth touchdowns.

East Tennessee's last touchdown came midway in the fourth period when quarterback Joe Dixon ran in from one yard out.

The Tigers ended the season with a 5-4-1 record, while East Tennessee State College dropped to 4-5 on the season.



Halfback Andy Nelson served as team co-captain and helped the 1956 Tigers to their first postseason victory in the Burley Bowl.

SCORING SUMMARY

Memphis State	6	0	20	6	—	32
East Tennessee	6	0	0	6	—	12
Attendance: 700; Weather: Snow/Sleet						

- ETSC (1st) Lindsey 14 pass from Tippett (PAT failed)
- MSC (1st) Schmidt 2 run (PAT failed)
- MSC (3rd) Brooks 45 run (PAT failed)
- MSC (3rd) Gebara 1 run (Leonard kick)
- MSC (3rd) Gebara 64 run (Leonard kick)
- MSC (4th) Nelson 4 run (PAT failed)
- ETSC (4th) Dixon 1 run (PAT failed)

TEAM STATISTICS

	MSC	ETSC
First Downs	14	12
Yards Rushing	282	158
Yards Passing	128	101
Total Yards	410	259
Total Offensive Plays	NA	NA
Passes (C-A)	3-6	7-12
Punts	4-38.9	6-30.5
Fumbles	2-2	5-5
No. of Interceptions	2	0
Penalties	6-30	4-20
3rd Down Conversions	NA	NA
Sacks By	NA	NA

INDIVIDUAL LEADERS

- Rushing:** MSC-Brooks 1-45
ETSC-N/A
- Passing:** MSC-Leonard 3-6-128,
ETSC-Tippett 7-12-21
- Receiving:** MSC-Gebara 1-64
ETSC-N/A
- Interceptions:** MSC-2
ETSC-0



PASADENA BOWL • 1971

MEMPHIS STATE	28
SAN JOSE STATE	9
ROSE BOWL (104,091)	
DECEMBER 18, 1971	

PASADENA, Calif. — A hard-nosed defense that caused numerous San Jose State mistakes and an explosive offense that capitalized on those miscues led the Tigers to a 28-9 Pasadena Bowl rout over San Jose State before a sparse crowd of 15,244 in the Rose Bowl.

Memphis State, making its first major bowl appearance, trailed 3-0 early in the opening period until a blocked punt by Tom Carlsen, who was named the defensive player of the game, gave the Tigers a lead they would never relinquish.

The Tigers received the opening kickoff, and failing to move the ball, were forced to punt from their own 26-yard line. The Spartans drove the ball 19 yards and attempted a 42-yard field goal that fell short and was returned by the Tigers.

Following another failed drive, San Jose moved the ball to the Memphis 16-yard line before kicker Larry Barnes connected on a 33-yard field goal. It would be the only time that San Jose State would hold a lead in the game.

With 50 seconds remaining in the first quarter, Trojan punter John McMillan stood at his 15-yard line. Tiger defensive back Tom Carlsen blocked McMillan's punt and fell on the loose ball in the end zone for the score. Hal McGeorge added the point after, and Memphis had the lead 7-3.

The Tiger defense gained an air of confidence and stopped San Jose State on the ensuing series. Following a short Trojan punt, the Tigers took over at midfield.

With quarterback Al Harvey leading the offensive attack, the Tigers moved into scoring position. A 13-yard pass from Harvey to Dornell Harris, who was named the offensive player of the game, and runs by Harvey, Skeeter Gowen and Paul Wilson set up the Tigers at the 9-yard line. Harvey went the final nine yards on a run around right end. The 65-yard drive early in the second period gave Memphis a 14-3 lead at intermission.

The Tigers kicked off to begin the second half. San Jose State couldn't move but got a second chance when Gowen fumbled on Memphis' first

offensive play. Bill Brown recovered on the Tiger 24 and a 14-3 Memphis lead looked very precarious. The Spartans moved all the way to the Tiger 2-yard line. But on fourth down, the Tiger defense buckled down by meeting running back Joe Hicks at the line of scrimmage and slamming him to the Rose Bowl turf to end San Jose's only real threat.

The third period featured strong defensive play by both teams and when the quarter came to an end, the score remained 14-3 in favor of the Tigers.

The final stanza opened with San Jose in control of the ball, but an interception and 27-yard return by the Tigers' David Johnson, his second of the game, put the ball at the Spartans' 18-yard line. Memphis tailback Gowen wasted no time in increasing the Memphis lead as he raced 18 yards to the end zone on the first play from scrimmage. The scoreboard read 21-3 in favor of the Tigers.

Lightning struck immediately for Memphis. On the Spartans' first play following the Tiger score, back Larry Lloyd fumbled and Memphis' Carl Taylor recovered.


Five plays later, Tiger fullback Clifton Taylor punched the ball in from the 1-yard line and Tiger fans rejoiced with a 28-3 lead and just 10 minutes remaining to play.

Frustration mounted for San Jose State as the Memphis defense continued its strong play. Forced to pass the ball with time running out, Tiger cornerback Walter Daggett picked off the Tigers' fourth interception of the afternoon to halt yet another Trojan drive.

San Jose's only touchdown was set up when a pass from center sailed over punter John Kidwell's head and was recovered at the Memphis 20-yard line. A quarterback keeper by Brad Metheany with 36 seconds left in the contest got the Spartans their only touchdown. The extra point attempt was wide to the left.

The victory over San Jose State marked the second bowl win for the Tigers in school history. The game also marked the end of an era in Tiger football history. Head coach Billy J. Murphy stepped down from his coaching position following the bowl win and dedicated his time to being the University's athletic director.

The former Marine compiled a record of 91-44-1 over his 14 seasons as head coach at Memphis.



SCORING SUMMARY

Memphis State	7	7	0	14	—	28
San Jose State	3	0	0	6	—	9
Attendance: 15,244						
Weather: temp 72 degrees, sunny and clear, wind - none						

SJSU	(11:01 re 1st) Barnes 33 FG
MSU	(0:50 re 1st) Carlsen blocked punt recovery in end zone (McGeorge kick)
MSU	(12:28 re 2nd) Harris 9 run (McGeorge kick)
MSU	(12:14 re 4th) Gowen 18 run (McGeorge kick)
MSU	(10:04 re 4th) Taylor 1 run (McGeorge kick)
SJSU	(0:36 re 4th) Metheany 1 run (kick failed)

TEAM STATISTICS

	MSU	SJSU
First Downs	15	11
Rushes-Yds.	53-208	47-187
Passing Yds.	41	81
KO Returns-Yds.	2-41	5-82
Passes (C-A-I)	3-13-2	6-19-4
Punts-Avg.	7-39.0	6-35.7
Fumbles-Lost	5-1	3-1
Penalties-Yds.	3-35	9-85
Time of Possession	N/A	N/A
Sacks by	N/A	N/A

INDIVIDUAL LEADERS

Rushing:	MSU-Harris 10-87-1, Gowen 10-63-1, Jamieson 10-32-0, Quintel 2-22-0, Harvey 10-31-0, Wilson 3-15-0; SJSU-Brice 12-54-0, Hicks 12-52-0, Lloyd 5-25-0.
Passing:	MSU-Harvey 3-9-0-41-0, Robinson 0-4-2-0-0; SJSU-McMichael 5-16-3-67-0, Metheany 1-3-1-14-0.
Receiving:	MSU-Davis 1-24-0, Harris 1-13-0, Taylor 1-6-0; SJSU-Brice 3-48-0, Alley 2-19-0, Ellis 1-14-0.
Interceptions:	MSU-Johnson (2), Carlsen, Daggett; SJSU-Scott, Duncan.



Tailback Dornell Harris was named the Offensive MVP in leading the U of M to a win over San Jose State in the 1971 Pasadena Bowl.



NEW ORLEANS BOWL • 2003

MEMPHIS	27
NORTH TEXAS	17
LOUISIANA SUPERDOME (69,767)	
DECEMBER 16, 2003	

NEW ORLEANS, La. — The nation's longest bowl drought of 32 years ended in a big way for the University of Memphis. The Tigers, which had not participated in a bowl game since 1971, received a bid to the 2003 New Orleans Bowl to face Sun Belt Conference champion North Texas after a stellar 8-4 season.

The city of Memphis was electrified. Excitement abounded and Tiger faithful began buying tickets and preparing for the trip to the "Big Easy."

Playing in the first bowl game of the 2003 post-season and before a national television audience on ESPN, the Tigers were challenged to stop the nation's top running back in Patrick Cobbs of UNT. And Memphis would have to succeed without the services of its top tailback, DeAngelo Williams.

Following three days of fun and practice, game day finally arrived on December 16.

Memphis won the coin toss and deferred until the second half, giving the Mean Green the ball.

UNT gave the ball to Cobbs six times on the opening drive, but were forced to call on kicker Nick Bazaldua when the drive stalled at the Tiger 30-yard

line. Bazaldua booted a 47-yard field goal for the UNT 3-0 lead.

But this night belonged to the bowl-hungry Tigers and the North Texas lead was short-lived.

After U of M receiver Chris Kelley returned the kickoff to the Memphis 34-yard line, junior quarterback and New Orleans native Danny Wimprine took over.

When rushes by Darron White and Derron Parquet failed to gain yardage, Wimprine went up top and connected with wideout Darren Garcia for 63 yards to the UNT 6-yard line. Three plays later, Wimprine kept the ball and raced seven yards into the end zone for the go-ahead score.

The Tiger defense, having had a taste of the North Texas offense, returned to the field determined to shut down the Mean Green. Three plays later, punter Brad Kadlubar kicked the ball back to the Tigers.

But possible disaster struck on the Tigers' next possession as tailback Parquet was knocked out of the game with a shoulder injury. Memphis was forced to put the ball in the hands of walk-on back LaKendus Cole to win the game.

Midway through the second quarter, North Texas was forced to punt and the Memphis offense got the ball at the Memphis 24. Powered by the running of Cole and the passing of Wimprine, the Tigers drove the ball to the UNT 10-yard line before Wimprine found Kelley in the end zone for the team's second score of the game. Stephen Gostkowski added the extra point, and the Tiger lead was 14-3.

Lightning soon struck again. On the ensuing kickoff, Memphis' Shaka Hill stripped the ball from returner Kevin Moore and Cato Mott recovered at the UNT 8-yard line. After three plays, Gostkowski was called on and connected on a 21-yard field goal.


The Tigers went to the locker room with a 17-3 halftime lead.

The third stanza of the game became a defensive battle, and both teams were unable to move the ball until the two-minute mark.

The Mean Green, starting near midfield, marched 58 yards in six plays with Cobbs going the final 35 yards for their first touchdown of the night. Suddenly the score read Memphis 17, North Texas 10 as the third quarter ended.

With 12:28 left in the contest, Memphis regained the ball at its own 38-yard line.

Wimprine hit receiver Darron White for 20 yards, and fullback Robert Douglas gained three on his first carry of the game. After a facemask penalty against UNT, Cole had gains of two yards and 14 yards to the Mean Green 5-yard line. On second-and-goal, the



sophomore from Houston High in Memphis burst up the middle for the touchdown and a 24-10 lead. It was Cole's first collegiate touchdown and gave Memphis an insurmountable lead.

North Texas fought hard, and with 2:26 left in the game, scored again on Cobb's run of two yards.

But the Tigers immediately pushed the Mean Green down field for another score. This one iced the victory that had been so long awaited.

With Cole gaining yards on the ground and Wimprine connecting with receivers Mario Pratcher and John Doucette, Memphis moved within field goal range, and Gostkowski brought on the celebration with a 42-yard kick.

As the final seconds ticked off the clock, the players gave head coach Tommy West the traditional cooler bath and then carried their coach onto the field on their shoulders.

New Orleans Bowl director Ron Maestri presented the Tigers the championship trophy at midfield, and Wimprine was named the game's MVP.

LaKendus Cole was presented the game ball by Coach West after rushing for 62 yards and one score in a reserve role.

Memphis completed the 2003 season with a record of 9-4, marking the best finish by a Tiger team since the 1963 season.

SCORING SUMMARY

Memphis	7	10	0	10	—	27
North Texas	3	0	7	7	—	17

Attendance: 25,184

Weather: temp 72 degrees indoor, wind - none

UNT	(9:44 re 1st)	Bazaldua 47 FG
UM	(6:57 re 1st)	Wimprine 7 run (Gostkowski kick)
UM	(4:58 re 2nd)	Kelley 10 pass from Wimprine (Gostkowski kick)
UM	(3:39 re 2nd)	Gostkowski 21 FG
UNT	(00:13 re 3rd)	Cobbs 35 run (Bazaldua kick)
UM	(9:08 re 4th)	Cole 5 run (Gostkowski kick)
UNT	(7:13 re 4th)	Cobbs 2 run (Bazaldua kick)
UM	(2:26 re 4th)	Gostkowski 42 FG

TEAM STATISTICS

	UM	UNT
First Downs	15	11
Rushes-Yds.	45-88	33-122
Passing Yds.	254	152
KO Returns-Yds.	4-69	4-61
Passes (C-A-I)	17-24-0	9-21-0
Punts-Avg.	6-38.7	8-37.3
Fumbles-Lost	0-0	1-1
Penalties-Yds.	9-57	6-61
Time of Possession	34:08	25:52
Sacks by	3-13	1-1

INDIVIDUAL LEADERS

Rushing:	UM-Cole 27-62-1, Parquet 3-9-0, White 4-8-0, Wimprine 6-17-1, Avery 2-3-0, Douglas 1-3-0; UNT-Cobbs 23-110-2, Branch 2-10-0, Hall 8-2-0.
Passing:	UM-Wimprine 17-23-0-254-1; UNT-Hall 9-21-0-152-0.
Receiving:	UM-D.White 3-34-0, Scott 1-8-0, Garcia 2-109-0, Pratcher 2-62-0, Avery 3-14-0, Doucette 2-14-0, Kelley 1-10-1, Cole 3-3-0; UNT-Quinn 4-56-0, Branch 3-50-0, Blount 2-46-0.
Interceptions:	UM-0; UNT-0



Tailback LaKendus Cole received the game ball for his efforts in the 2003 New Orleans Bowl.



GMAC BOWL • 2004

BOWLING GREEN	52
MEMPHIS	35
LADD PEEBLES STADIUM (40,646)	
DECEMBER 22, 2004	

MOBILE, Ala. — In an aerial battle before a rain-drenched 29,500 at Ladd-Peebles Stadium, Memphis' Danny Wimprine and Bowling Green's Omar Jacobs put on a show for the ESPN national television audience. In the end, Jacobs won the shootout in leading the Falcons to a high-scoring 52-35 GMAC Bowl victory over the Tigers.

Jacobs, the GMAC Bowl MVP, connected on 26-of-44 passes for 365 yards and five touchdowns. Not to be outdone, Wimprine was just as impressive. The Tigers' senior quarterback was 26-of-39 passing for

SCORING SUMMARY

Bowling Green	21	14	7	10	—	52
Memphis	7	21	0	7	—	35

Attendance: 29,500

Weather: temp 61 degrees, wind - SSE9, clouds and rain

BGSU	(10:24 re 1st)	Pope 1 run (Suisham kick)
BGSU	(9:37 re 1st)	Sharon 18 pass from Jacobs (Suisham kick)
UM	(6:51 re 1st)	Doucette 18 pass from Wimprine (Gostkowski kick)
BGSU	(4:39 re 1st)	Sharon 36 pass from Jacobs (Suisham kick)
UM	(14:43 re 2nd)	Kelley 60 pass from Wimprine (Gostkowski kick)
BGSU	(9:54 re 2nd)	Sanders 31 pass from Jacobs (Suisham kick)
UM	(6:41 re 2nd)	Avery 38 pass from Wimprine (Gostowski kick)
UM	(3:37 re 2nd)	Williams 31 run (Gostkowski kick)
BGSU	(0:37 re 2nd)	Sanders 17 pass from Jacobs (Suisham kick)
BGSU	(3:18 re 3rd)	Pope 13 pass from Jacobs (Suisham kick)
BGSU	(14:09 re 4th)	Suisham 37 FG
BGSU	(8:01 re 4th)	Pope 1 run (Suisham kick)
UM	(3:48 re 4th)	Doucette 14 pass from Wimprine (Gostkowski kick)

TEAM STATISTICS

	BGSU	UM
First Downs	29	21
Rushes-Yds.	43-193	27-90
Passing Yds.	365	324
KO Returns-Yds.	1-26	3-57
Passes (C-A-I)	26-44-1	26-39-1
Punts-Avg.	4-31.8	6-32.8
Fumbles-Lost	1-1	2-1
Penalties-Yds.	2-14	4-28
Time of Possession	33:23	26:37
Sacks By	0-0	2-17

INDIVIDUAL LEADERS

Rushing:	UM-Williams 18-120-1, Doss 5-7-0; BGSU-Pope 28-151-2, Lane 5-36-0, Jacobs 7-9-0, Magner 1-3-0.
Passing:	UM-Wimprine 26-39-4-324-1; BGSU-Jacobs 26-44-5-365-1.
Receiving:	UM-Gideon 6-38-0, Kelley 4-108-1, Avery 3-51-1, Doucette 2-56-2, White 2-32-0, Davis 2-16-0; BGSU-Magner 9-68-0, Sanders 7-123-2, Sharon 5-117-2, Hawkins 2-25-0.
Interceptions:	UM-1; BGSU-1

324 yards and four touchdowns. Each signal-caller had one interception.

Wimprine and Jacobs received help from each team's running game. For the Tigers, DeAngelo Williams, the Conference USA Offensive Player of the Year, carried the ball 18 times for 120 yards, including an impressive 31-yard touchdown run in the second quarter. Williams missed the final quarter after breaking his right fibula in the third period. P.J. Pope aided the Falcons' cause with 151 rushing yards on 28 carries and two scores.


The offensive fireworks started almost from the opening kickoff. After Bowling Green held the Tigers on their first possession, the Falcons took over on their own 41. Nine plays later, Pope found the end zone from a yard out for a 7-0 Bowling Green lead.

However, the Falcons were not done. On the ensuing kickoff, Bowling Green pulled some trickery out of the playbook early with an onside kick. The Falcons recovered the kick, and the Bowling Green offense was back in business. Jacobs directed a four-play, 52-yard drive in only 45 seconds to give the Falcons a 14-0 lead just over five minutes into the contest. The score came when Jacobs connected with Charles Sharon from 18 yards out.

Memphis got its second possession of the game and took little time cutting the Bowling Green lead in half. The Tigers went 80 yards in seven plays, and the drive culminated in a Wimprine-to-John Doucette 42-yard touchdown toss with 6:51 left in the first quarter.

With the game taking on a back-and-forth nature, the Falcons answered immediately. Jacobs led Bowling Green on a six-play, 68-yard drive over the next 2:05 to put the Falcons ahead 21-7. Jacobs hooked up with Sharon for a 36-yard scoring toss.

In the second quarter, the Tigers scored 17 seconds into the period on a Wimprine 60-yard pass to Chris Kelley. The score began a five-touchdown quarter that ended with the Falcons holding a 35-28 halftime lead. Memphis was able to pull even at 28-all on a Williams' 31-yard touchdown scamper with 3:37 left. Bowling Green, though, had one final answer before halftime. Jacobs threw his fourth touchdown pass of the first half when he found Steve Sanders in the end zone with only :37 on the clock. The score



gave the Falcons a 35-28 lead and the momentum heading into the second half.

After the break, Bowling Green took control of the game. The Falcons scored the lone touchdown in the third quarter -- Jacob's fifth touchdown pass -- and added 10 points in the final quarter before Memphis' last score with under five minutes to play for the 52-35 final.

Tim Goodwell finished the game with 10 total tackles (five solo), two TFL and a quarterback sack to lead the Tiger defense. Jovon Burkes led the Bowling Green defense with 11 hits (six solo) and two TFL.

Wimprine went over 10,000 yards passing and finished his career with nearly every Tiger passing record. The Tiger quarterback tops the Memphis record book for career passing yards (10,215), completions (808), attempts (1,469) and touchdowns (81).

Before his third quarter injury, Williams went over 4,000 career rushing yards. The 100-yard GMAC Bowl performance was the 24th 100-yard rushing game of his career.



Danny Wimprine hands the ball to DeAngelo Williams in the 2004 GMAC Bowl. Rain fell through most of the game.

MOTOR CITY BOWL • 2005

MEMPHIS	38
AKRON	31
FORD FIELD (50,616)	
DECEMBER 26, 2005	

DETROIT, Mich. — It was the holiday season, and the Memphis Tiger football team gave its fans a Merry Christmas — even though it came a day later. Behind a DeAngelo Williams 238-yard rushing performance and three Stephen Gostkowski field goals, the Tigers posted their second postseason victory in three seasons with a 38-31 win over Akron in the 2005 Motor City Bowl. The game was played at Ford Field, the site of the NFL's 2006 Super Bowl in early February.

Williams, who was named the Motor City Bowl MVP, compiled his bowl record-setting 238 yards on 31 carries and scored three touchdowns. Gostkowski hit field goals of 32, 25 and 50 yards, and the 50-yard effort set a Motor City Bowl mark.

The way the game started gave no indication it would end up being a 38-31 shootout. The Memphis

offense sputtered at the start, and the Tigers relied on their defense and punter Michael Gibson's foot. The Tiger defense allowed the Zips only three points, despite having two first-quarter drives deep in Memphis territory. Akron got the field goal on its second drive, but on the first trip across the 50 yard line, the Zips' series was halted at the Memphis 25 when Tim Goodwell and Rod Smith stopped Brett Biggs on 4th-and-1. Gibson played just as important a role in the first quarter with two long punts — 51 and 49 yards — that pinned Akron inside its own 10 yard line both times.

After watching the defense keep the Tigers in the game in the first quarter, the Memphis offense got on track in the second frame. Williams, who gained only 19 yards in the first quarter, picked it up on the Tigers' first scoring drive with 34 yards on the ground. Tiger quarterback Maurice Avery also found his groove in the second quarter, hitting Ernest Williams on a 42-yard strike to the Akron 23. Four plays later, Gostkowski connected on a 32-yard field goal to tie the contest at 3-all.


The Tigers kept it going. The defense held the Zips to three-and-out on their next series, and the Memphis offense continued to roll. On the first play of the ensuing drive, Avery found his target in Ryan Scott for a 50-yard gain to the Akron 2 yard line. Williams then pushed the ball across the goal line for the first Memphis lead of the game. After Gostkowski's PAT, the Tigers led 10-3.

With just over four minutes left before halftime, Akron got the ball with an opportunity to cut into the Tiger lead, but it didn't happen. The Tiger offense took over with 2:30 on the clock and took advantage of another scoring chance. After two rushes netted a minus-3 yards, Avery took back to the air and again hit Scott for a long gain — this time, 48 yards — to the Akron 27. From there, the Tigers moved the ball to the Zips 7, where Gostkowski hit his second field goal for a 13-3 Tiger halftime lead.

The early portion of the second half looked no different for the Akron offense. Stymied by the Tigers in the first half, the Zips were unable to get past their own 40 yard line on the first two possessions. Aided by two Akron defensive pass interference calls, the Tigers moved down to the Akron 2, where Williams scored his second touchdown for a 20-3 Memphis lead.

With only three minutes left in the third quarter and down 20-3, the Zips scored via the air on the ensuing drive. Zips quarterback Luke Getsy was 6-of-7 passing for 80 yards on the series that resulted in a 46-yard scoring strike to Jabari Arthur to cut the Tiger lead to 20-10.

The game moved into the fourth quarter, and the shootout began. Gostkowski got it started with



a 50-yard field goal for a 23-10 Tiger lead. Akron responded with a quick three-play, 80-yard drive to cut the Memphis lead to 23-17. The big play was a Getsy-to-Biggs 72-yard scoring strike.

The Tigers then answered with their own big play in the form of Williams. With the Zips closing in and also gaining momentum, Memphis' All-America running back took a handoff and raced 67 yards to the Akron 2. On the next play, Williams scored his third touchdown. Avery added the two-point conversion for a 31-17 Memphis advantage. The Tigers added another score on an Ernest Williams 5-yard run to increase the lead to 38-17 with only 6:38 left.

However, the Zips did not quit. Akron scored two touchdowns in under six minutes to pull to within seven at 38-31 with only 50 seconds left. The Zips' first drive took nearly five minutes, and ended when Getsy hit Domenik Hixon from 14 yards out. The Akron special teams then executed a perfect on-side kick, and recovered the ball at midfield with 1:45 left. One minute later, Getsy connected with Arthur for a 19-yard touchdown pass to cut the Tiger lead to 38-31.

The Zips tried their magic one more time, but this time, the Tiger special teams recovered the on-side kick, and Memphis ran out the clock for the win.

Goodwell, who received the UAW Lineman Award, led the Tiger defense with 12 tackles, five TFLs and two sacks.

SCORING SUMMARY

Memphis	0	13	7	18	—	38
Akron	3	0	7	21	—	31

Attendance: 50,616

UA	(00:40 re 1st) Swiger 43 FG
UM	(7:02 re 2nd) Gostkowski 32 FG
UM	(4:08 re 2nd) Williams 1 run (Gostkowski kick)
UM	(00:18 re 2nd) Gostkowski 25 FG
UM	(3:02 re 3rd) Williams 2 run (Gostkowski kick)
UA	(00:46 re 3rd) Arthur 46 pass from Getsy (Swiger kick)
UM	(12:04 re 4th) Gostkowski 50 FG
UA	(11:03 re 4th) Biggs 72 pass from Getsy (Swiger kick)
UM	(10:41 re 4th) Williams 2 run (Avery rush)
UM	(3:09 re 4th) E. Williams 5 run (Gostkowski kick)
UA	(1:46 re 4th) Hixon 14 pass from Getsy (Swiger kick)
UA	(0:55 re 4th) Arthur 19 pass from Getsy (Swiger kick)

TEAM STATISTICS

	UM	UA
First Downs	21	24
Rushes-Yds.	58-346	23-47
Passing Yds.	170	455
KO Returns-Yds.	3-97	2-39
Passes (C-A-I)	7-14-0	34-59-0
Punts-Avg.	5-45.6	8-40.5
Fumbles-Lost	1-1	0-0
Penalties-Yds.	7-62	10-61
Time of Possession	29:48	30:12
Sacks By	3-22	0-0

INDIVIDUAL LEADERS

Rushing:	UM-Williams 31-238-3, Doss 9-56-0, E. Williams 3-18-1; UA-Briggs 14-46-0, Kennedy 3-13-0, McDaniel 1-5-0.
Passing:	UM-Avery 7-13-0-170-0, Scott 0-1-0-0-0; UA-Getsy 34-59-4-455-0.
Receiving:	UM-Scott 3-103-0, E. Williams 1-42-0; UA-Arthur 8-180-2, Briggs 4-79-1, Kasperek 6-70-0, Hixon 7-63-1.
Interceptions:	UM-0; UA-0



Team captains Maurice Avery (1), John Doucette (82) and Marcus West (43) proudly display the Motor City Bowl championship trophy.



NEW ORLEANS BOWL • 2007

FLORIDA ATLANTIC	44
MEMPHIS	27
LOUISIANA SUPERDOME (68,500)	
DECEMBER 21, 2007	

NEW ORLEANS, La. — Four out of five. Let's say it again! For the fourth time in the last five seasons, the Memphis Tiger football team earned a postseason bowl berth.

Despite their 44-27 setback to Florida Atlantic in the 2007 R-L Carriers New Orleans Bowl, the Tigers and their fans had a lot to be proud of when looking at the entire 2007 campaign. The season began with a tough start, but Memphis caught its stride in late October and rode that wave to a fourth bowl game under head coach Tommy West.

SCORING SUMMARY

Memphis	7	13	7	0	—	27
FAU	17	13	7	7	—	44
Attendance: 25,146						

FAU	(12:03 re 1st)	Pierre 4 pass from Smith (Leroy kick)
UM	(9:20 re 1st)	Russell 8 pass from Hankins (Reagan kick)
FAU	(7:23 re 1st)	Leroy 22 FG
FAU	(5:00 re 1st)	Edgecomb 29 pass from Smith (Leroy kick)
UM	(12:12 re 2nd)	Mack 38 FG
FAU	(10:25 re 2nd)	Bonner 16 pass from Smith (Leroy kick)
UM	(5:55 re 2nd)	Mack 35 FG
FAU	(3:34 re 2nd)	Rose 4 pass from Smith (Leroy kick failed)
UM	(00:52 re 2nd)	Williams 19 pass from Hankins (Mack kick)
UM	(9:30 re 3rd)	Singleton 6 pass from Hankins (Mack kick)
FAU	(1:39 re 3rd)	Harmon 16 pass from Smith (Leroy kick)
UA	(9:12 re 4th)	Edgecomb 4 run (Leroy kick)

TEAM STATISTICS

	UM	FAU
First Downs	24	25
Rushes-Yds.	32-117	33-115
Passing Yds.	281	350
Passes (C-A-I)	26-46-0	26-33-1
Fumbles-Lost	0-0	0-0
Penalties-Yds.	5-45	5-29
Punts-Avg.	7-38.7	3-35.7
Punt Returns-Yds.	0-0	2-34
KO Returns-Yds.	8-153	6-182
Time of Possession	31:11	28:49
Sacks By	1-8	1-2

INDIVIDUAL LEADERS

Rushing:	MEM-Doss 20-100-0, Hankins 2-12-0, Malouf 2-11-0. FAU-Pierre 11-49-0, Clayton 4-32-0, Edgecomb 5-23-1, Rose 5-22-0.
Passing:	MEM-Hankins 25-39-281-3-0, Hudgens 1-5-0-0-0. FAU-Smith 25-32-336-5-1.
Receiving:	MEM-Doss 5-42-0, Singleton 4-63-1, Russell 4-45-1, Calhoun 4-40-0, Williams 3-37-1. FAU-Harmon 7-97-1, Rose 6-52-1, Jean 4-73-0, Gent 3-52-0, Bonner 2-27-1, Pierre 2-6-1, Edgecomb 1-29-1.
Interceptions:	MEM-Mathis 1-34. FAU-None.

Let's take a quick review:

- A bowl looked like a distant dream after a 2-4 start to the season.
- The schedule took on a major shift when the Sept. 8 game at Arkansas State was postponed due to inclement weather. The contest was moved to Sept. 27, making the Tigers play three games in 11 days.
- After losing the first two games in the rugged three-games-in-11-days stretch, the Tigers suffered an even greater loss on the night of Sept. 30 when defensive lineman Taylor Bradford was shot and later died. After two days of emotional outpouring, the Memphis players took the field arm-in-arm for its Conference USA home opener versus Marshall. The Tigers won the game 24-21.
- With a home loss to Middle Tennessee in mid-October, bowl hopes were all but lost with three of the next four C-USA games on the road.
- As was the trend in the Coach West era, the Tigers did not fold. Memphis won all three league road games (at Rice, Tulane and Southern Miss) in that stretch and repositioned itself in the bowl picture.
- The Tigers sealed the bowl invitation with back-to-back home wins over UAB and SMU to close the regular season.

So, you ask, what did the Tigers accomplish?

- A winning record for the fourth time in the last five years (2003-07). The last time Memphis did that was from 1973-77 when the Tigers had five-straight winning seasons.
- Six conference wins, the most league victories in school history.
- A second-place C-USA East Division finish, the second in three years.
- A fourth bowl in the last five years, the first time for a stretch like that in school history.

Granted, the bowl setback to Florida Atlantic put a small bitter taste in the mouths of the Tigers, but Memphis' "never-give-up" attitude kept them in the game until the end despite several injuries that sidelined key Tigers. Kicker Matt Reagan left the game with a concussion and receiver Maurice Jones was sidelined with a dislocated hip. In addition, T.J. Pitts broke his ankle and quarterback Martin Hankins was knocked out of the game with a knee injury in the third quarter.


Before a crowd of 25,146 at the Louisiana Superdome, seniors Martin Hankins and Joseph Doss went out in style with solid performances. Hankins was 25-of-39 passing for 281 yards and three scores, while Doss rushed for 91 yards on 20 carries and caught a team-high five passes for 42 yards.

With his 281 yards passing, Hankins set the Memphis single-season mark with 3,220 yards. He also set season records for completions (261) and touchdowns (25). For his career, Hankins totaled 5,770 yards, 43 touchdowns and 487 completions — all second to Danny Wimprine.

In the game, Hankins' favorite targets were Carlos Singleton (4 receptions/63 yards/1 TD) and Duke Calhoun (4 catches/40 yards). With their receptions, both Singleton and Calhoun extended streaks. Singleton extended his streak to 21 games with a reception, while Calhoun caught a pass in all 24 of his collegiate games.

After a first quarter warm-up with Florida Atlantic leading 17-7, the teams combined for 26 points in the second period. Two Joey Mack field goals kept the Tigers close, but the Owls answered with touchdowns for a 30-13 lead. However, Memphis closed the gap to 30-20 just before the half when Hankins hit Earnest Williams from 19 yards out.


Following halftime, Memphis cut further into the Florida Atlantic lead. A Hankins-to-Singleton six-



yard scoring connection sliced the Owl lead to 30-27 with 9:30 left in the third quarter. However, Florida Atlantic scored the final two touchdowns for the 44-27 final.

Punter Brent Sutherland set a New Orleans Bowl record with a 70-yard punt in the fourth quarter. He finished the game with six punts for a 45.2 average.

Clinton McDonald led the Memphis defense with eight total tackles, while Jeremy Rockette and LaKeitharun Ford each had seven hits. McDonald also had one quarterback sack and two TFLs. LeRico Mathis recorded his third interception of the season, tying him for team-high honors with Brandon Patterson.



Quarterback Martin Hankins threw for 281 yards and three touchdowns before leaving the game with an injury.

ST. PETERSBURG BOWL - 2008

MEMPHIS	14
USF	41
TROPICANA FIELD (33,000)	
DECEMBER 20, 2008	

ST. PETERSBURG, Fla. — This was the bowl game head coach Tommy West wanted for his program. Sure, he and his Tigers enjoyed their bowl trips four of the previous five years. But, this invitation to the inaugural magicJack St. Petersburg Bowl was — in Coach West’s eyes — an opportunity to see where Memphis stood on the national scene, no matter the game’s outcome.

The bowl game had Memphis playing its first BCS league foe in school postseason history, as the Tigers faced the USF Bulls. While the previous bowl trips were important in their own right, Coach West believed this bowl would set the course for the direction of the program’s future.

The Bulls won the game 41-14 before a predominantly pro-USF crowd of 25,205 at Tropicana Field, home of the MLB American League champion Tampa Bay Rays. The appearance at Tropicana Field made

history for the Tigers, as it was the first time Memphis played in a Major League Baseball stadium.

As for the game, it pitted one of the nation’s best rushing offenses (Memphis) against one of the country’s top rushing defenses (USF), and on this day, the defense won the battle. The Tigers entered the contest averaging over 200 yards via their ground game, but the Bulls had the nation’s ninth-best rushing defense and it showed. USF held Memphis to only 66 yards on 30 carries, and Tiger running back Curtis Steele, a 1,000-yard rusher, gained most of those with 48 yards on 12 rushes.

While the Bulls’ defense shut down the Memphis offense, the Tiger defense had no answer for USF quarterback Matt Grothe, who was named the bowl game’s MVP. Grothe was 17-of-24 passing for 236 yards and three touchdowns and rushed for 83 yards on 15 carries. He also had one reception for 14 yards. Grothe did all of his damage in the first three quarters, as he sat out the final period.

The Bulls got started early and never looked back. On the game’s opening kickoff, USF’s Dontavia Bogan took Matt Reagan’s kickoff at the 1 yard line and returned it 56 yards to the Memphis 43. Three plays later, the Bulls were on the board when Grothe hit Taurus Johnson with a 28-yard scoring strike for a 7-0 lead. The USF scoring drive only took 1:02 off the clock.

Later on in the first period, USF struck again on a short six-play drive. Grothe was 3-of-3 passing for 57 yards in putting the Bulls at the Memphis 4 yard line. From there, Ben Williams gained the final four yards and increased the USF lead to 14-0.

However, West’s Tigers did not go away. On the ensuing drive, Memphis marched 73 yards on six plays and cut the USF advantage in half at 14-7. The drive only took 2:19, and it ended when Tiger quarterback Arkelon Hall hit paydirt from three yards out.

The Bulls, though, took the momentum back on their next possession. After striking quickly on its first two scoring drives, USF put together a lengthy 14-play, 63-yard possession that ended in a Maikon Bonani 23-yard field goal for a 17-7 advantage. The drive took 5:51 off the clock.

After holding the Tigers on their next possession, USF had another five-minute scoring drive — this time, 5:24 — that culminated in a Grothe-to-Ben Busbee 13-yard touchdown connection to give the Bulls a 24-7 lead with only 4:15 left before halftime.

Again, the Tigers mounted a response. With a little over four minutes before intermission, Memphis started on its own 20, and Hall led the way. The Tiger



quarterback was 7-of-10 passing for 60 yards, including a two-yard touchdown pass to Duke Calhoun with 0:08 left in the second quarter. The score cut the USF lead to 24-14 at the break and pulled momentum back to the Tigers’ side.

That momentum, however, swung back to the Bulls in the third quarter. The USF defense held Memphis to only 60 yards on its first two second-half drives, while the Bulls’ offense capitalized with 10 points to increase their lead to 34-14 by the end of the third quarter. Bonani added a 37-yard field goal midway through the third quarter, and Grothe threw his third touchdown pass near the end of the period to put the contest out of reach.

The Bulls added a final touchdown early in the fourth quarter for the 41-14 final.

Hall was 15-of-31 passing for 154 yards and one score. Calhoun was the Tigers’ leading receiver with a game-high six catches for 39 yards and one touchdown. Brandon Patterson led the Tiger defense with nine tackles.

Grothe’s primary targets were Carlton Mitchell (60 yards) and Johnson (40 yards, 1 TD), who each had four receptions. Tyron McKenzie led the USF defense with a game-best 11 tackles.

SCORING SUMMARY

Memphis	7	7	0	0	—	14
USF	14	10	10	7	—	41
Attendance: 25,205						

USF	(13:58 re 1st) Johnson 26 pass from Grothe (Bonani kick)
USF	(4:28 re 1st) Williams 3 run (Bonani kick)
UM	(2:09 re 1st) A. Hall 3 run (Reagan kick)
USF	(11:18 re 2nd) Bonani 23 FG
USF	(4:15 re 2nd) Busbee 13 pass from Grothe (Bonani kick)
UM	(0:08 re 2nd) Calhoun 2 pass from A. Hall (Reagan kick)
USF	(8:36 re 3rd) Bonani 37 FG
USF	(1:50 re 3rd) Bogan 24 pass from Grothe (Bonani kick)
USF	(12:40 re 4th) Plancher 2 run (Bonani kick)

TEAM STATISTICS

	UM	USF
First Downs	15	29
Rushes-Yds.	30-66	49-232
Passing Yds.	172	264
Passes (C-A-I)	18-35-0	20-30-0
Fumbles-Lost	0-0	1-1
Penalties-Yds.	3-25	7-270
Punts-Avg.	8-42.1	2-36.0
Punt Returns-Yds.	0-0	5-29
KO Returns-Yds.	8-137	2-71
Time of Possession	25:16	34:44
Sacks By	3-23	1-6

INDIVIDUAL LEADERS

Rushing:	MEM-Steele 12-48-0, Ross 7-11-0, Hall 3-6-1, Williams 1-2-0. USF-Grothe 15-83-0, Ford 8-34-0, Plancher 7-31-1, Williams 6-18-1.
Passing:	MEM-Hall 15-31-154-1-0. USF-Grothe 17-24-236-3-0.
Receiving:	MEM-Calhoun 6-39-1, Black 4-23-0. USF-Mitchell 4-60-0, Johnson 4-40-1, Bogan 3-51-1, Busbee 2-34-1.
Interceptions:	MEM-None. USF-None.



With eight seconds remaining in the first half, Memphis scored on 3rd-and-goal off a two-yard pass from Arkelon Hall to Duke Calhoun.



BOWL RECORDS

INDIVIDUAL RECORDS

SCORING

Most Points Scored:.....18, DeAngelo Williams vs. Akron, 2005
 Most Touchdowns:.....3, DeAngelo Williams vs. Akron, 2005
 Most Touchdowns Responsible For:.....4, Danny Wimprine vs. Bowling Green, 2004

RUSHING

Most Rushing Attempts:.....31, DeAngelo Williams vs. Akron, 2005
 Most Yards Rushing:.....238, DeAngelo Williams vs. Akron, 2005
 Highest Average Per Carry (Min. 12):.....7.7, DeAngelo Williams vs. Akron, 2005
 Longest Run From Scrimmage:.....67, DeAngelo Williams vs. Akron, 2005
 Most Rushing Touchdowns:.....3, DeAngelo Williams vs. Akron, 2005

PASSING

Most Passing Attempts:.....39, Danny Wimprine vs. Bowling Green, 2004
39, Martin Hankins vs. Florida Atlantic, 2007
 Most Pass Completions:.....26, Danny Wimprine vs. Bowling Green, 2004
 Most Yards Passing:.....324, Danny Wimprine vs. Bowling Green, 2004
 Highest Average Gain/Completion:.....24.3, Maurice Avery vs. Akron, 2005
 Most Touchdown Passes:.....4, Danny Wimprine vs. Bowling Green, 2004
 Most Interceptions Thrown:.....2, John Robison vs. San Jose State, 1971

RECEIVING

Most Pass Receptions:.....6, Tavares Gideon vs. Bowling Green, 2004
6, Duke Calhoun vs. USF, 2008
 Most Yards Receiving:.....109, Darren Garcia vs. North Texas, 2003
 Highest Average Gain/Reception (Min. 3):.....34.3, Ryan Scott vs. Akron, 2005
 Most Touchdown Receptions:.....2, John Doucette vs. Bowling Green, 2004
 Longest Pass Reception:.....64, Eddie Gebara vs. East Tennessee State, 1956

OFFENSE

Most Offensive Plays:.....43, Danny Wimprine vs. Bowling Green, 2004
 Most Total Offense:.....293, Martin Hankins vs. Florida Atlantic, 2007
 Highest Avg. Gain/Play (Min. 25):.....7.4, DeAngelo Williams vs. Akron, 2005
 Most All-Purpose Yards:.....236, DeAngelo Williams vs. Akron, 2005

PUNTING

Most Punts:.....8, Brent Sutherland vs. USF, 2008
 Most Yards Punted:.....337, Brent Sutherland vs. USF, 2008
 Highest Punting Average: (Min. 2):.....47.8, Michael Gibson vs. Akron, 2005
 Longest Punt:.....70, Brent Sutherland vs. Florida Atlantic, 2007

KICK RETURNS

Most Points Kicking:.....12, Stephen Gostkowski vs. Akron, 2005
 Most PATs Attempted:.....5, Stephen Gostkowski vs. Bowling Green, 2004
5, Bubba Leonard vs. East Tennessee State, 1956
 Most PATs Made:.....5, Stephen Gostkowski vs. Bowling Green, 2004
 Most Field Goals Attempted:.....3, Stephen Gostkowski vs. Akron, 2005
3, Stephen Gostkowski vs. North Texas, 2003
 Most Field Goals Made:.....3, Stephen Gostkowski vs. Akron, 2005
 Longest Field Goal Made:.....50, Stephen Gostkowski vs. Akron, 2005

KICKOFF RETURNS

Most Kickoff Returns:.....8, Michael Grandberry vs. Florida Atlantic, 2007
 Most Kickoff Return Yards:.....153, Michael Grandberry vs. Florida Atlantic, 2007
 Highest Kickoff Return Average (Min. 3):.....32.3, Joseph Doss vs. Akron, 2005
 Most Kickoff Returns TDs:.....na
 Longest Kickoff Return:.....35, Joseph Doss vs. Akron, 2005

PUNT RETURNS

Most Punt Returns:.....5, Brandon McDonald vs. Akron, 2005
 Most Punt Return Yards:.....39, Brandon McDonald vs. Akron, 2005
 Highest Punt Return Average:.....11.0, Charlie Babb, San Jose State, 1971
 Most Punt Returns TDs:.....na
 Longest Punt Return:.....15, Brandon McDonald vs. Akron, 2005

DEFENSE

Most Solo Tackles:.....7, O.C. Collins vs. Akron, 2005
 Most Assisted Tackles:.....8, Tim Goodwell vs. Akron, 2005
 Most Total Tackles:.....12, Tim Goodwell vs. Akron, 2005
 Most Quarterback Sacks:.....2, Tim Goodwell vs. Akron, 2005
 Most Tackles For Lost Yardage:.....3.5, Tim Goodwell vs. Akron, 2005

TEAM RECORDS

SCORING

Most Points Scored:.....38 vs. Akron, 2005
 Most Touchdowns Scored:.....5 vs. Bowling Green, 2004
 Most 2-Point Conversions Made:.....1 vs. Akron, 2005

RUSHING

Most Rushing Attempts:.....58 vs. Akron, 2005
 Fewest Rushing Attempts:.....27 vs. Bowling Green, 2004
 Most Yards Rushing:.....346 vs. Akron, 2005
 Fewest Yards Rushing:.....66 vs. USF, 2008
 Most Rushing Touchdowns:.....4 vs. Akron, 2005; 4 vs. East Tennessee State, 1956

PASSING

Most Passing Attempts:.....46 vs. Florida Atlantic, 2007
 Fewest Passing Attempts:.....6 vs. East Tennessee State, 1956
 Most Pass Completions:.....26 vs. Bowling Green, 2004; 26 vs. Florida Atlantic, 2007
 Fewest Pass Completions:.....3 vs. East Tennessee State, 1956
 Most Passing Yards:.....324 vs. Bowling Green, 2004
 Fewest Passing Yards:.....41 vs. San Jose State, 1971
 Most Passing Touchdowns:.....4 vs. Bowling Green, 2004
 Most Passes Had Intercepted:.....2 vs. San Jose State, 1971

OFFENSE

Most Offensive Plays:.....78, vs. Florida Atlantic, 2007
 Fewest Offensive Plays:.....65 vs. USF, 2008
 Most Total Yards:.....516 vs. Akron, 2005
 Fewest Total Yards:.....249 vs. San Jose State, 1971

PUNTING

Most Punts:.....8 vs. USF, 2008
 Most Yards Punted:.....337 vs. USF, 2008
 Fewest Yards Punted:.....155 vs. East Tennessee State, 1956
 Highest Punting Average:.....45.6 vs. Akron, 2005
 Lowest Punting Average:.....32.8 vs. Bowling Green, 2004

KICKING

Most Extra Points:.....5 vs. Akron, 2005; 5 vs. Bowling Green, 2004
 Most Field Goals Made:.....3 vs. Akron, 2005
 Most Field Goals Attempted:.....3 vs. Akron, 2005; 3 vs. North Texas, 2003

KICK RETURNS

Most Kickoff Returns:.....8, vs. Florida Atlantic, 2007
 Most Kickoff Return Yards:.....153, vs. Florida Atlantic, 2007
 Fewest Kickoff Return Yards:.....41 vs. San Jose State, 1971

PUNT RETURNS

Most Punt Returns:.....5 vs. Akron, 2005; 5 vs. San Jose State, 1971
 Most Punt Return Yards:.....66 vs. San Jose State, 1971
 Fewest Punt Return Yards:.....2 vs. North Texas, 2003

DEFENSE

Fewest Rushing Attempts Allowed:.....23 by Akron, 2005
 Most Rushing Attempts Allowed:.....49 by USF, 2008
 Fewest Rushing Yards Allowed:.....47 by Akron, 2005
 Most Rushing Yards Allowed:.....232 by USF, 2008
 Fewest Pass Completions Allowed:.....6 by San Jose State, 1971
 Most Pass Completions Allowed:.....34 by Akron, 2005
 Fewest Passing Yards Allowed:.....81 by San Jose State, 1971
 Most Passing Yards Allowed:.....455 by Akron, 2005
 Fewest Total Yards Allowed:.....259 by East Tennessee State, 1956
 Most Total Yards Allowed:.....558 by Bowling Green, 2004
 Most Points Allowed:.....52 by Bowling Green, 2004
 Most Rushing Touchdowns Allowed:.....2 by USF, 2008
2 by Bowling Green, 2004
2 by North Texas, 2003
 Fewest Rushing Touchdowns Allowed:.....0 by Akron, 2005
 Most Touchdown Passes Allowed:.....5 by Bowling Green, 2004; 5 by FAU, 2007
 Fewest Touchdown Passes Allowed:.....0 by North Texas, 2003
0 by San Jose State, 1971
 Most Total Touchdowns Allowed:.....7 by Bowling Green, 2004
 Fewest Total Touchdowns Allowed:.....1 by San Jose State, 1971
 Most Interceptions Thrown:.....4 by San Jose State, 1971
 Fewest Interceptions Thrown:.....0 by North Texas, 2003; 0 by Akron, 2005; 0 by USF, 2008
 Most Fumble Recoveries:.....5 vs. East Tennessee State, 1956
 Most Quarterback Sacks:.....3 vs. Akron, 2005; 3 vs. North Texas, 2003
 Most Tackles For Lost Yardage:.....11 vs. North Texas, 2003

MISCELLANEOUS

Most First Downs:.....24 vs. Florida Atlantic, 2007
 Fewest First Downs:.....14 vs. East Tennessee State, 1956
 Most Penalties:.....9 vs. North Texas, 2003
 Fewest Penalties:.....3 vs. San Jose State, 1971
 Most Penalty Yards:.....62 vs. Akron, 2005
 Longest Time of Possession:.....34:08 vs. North Texas, 2003
 Shortest Time of Possession:.....25:16 vs. USF, 2008
 Most Third Down Conversions:.....9 vs. Florida Atlantic, 2007





Wear Pink For My Mom, Who Lived to Love

May 29, 2014 by mmgagne

[By DeAngelo Williams](#)

My mom didn't tell me she had breast cancer before she got a double mastectomy. That was kept a secret, from me at least, because she didn't want me worrying about her and getting distracted because, well, I'm a mama's boy.

During the middle of my third season at the University of Memphis, she received a diagnosis that required the removal of her breasts and lymph nodes. The diagnosis was no surprise to her, or the rest of us. Her father had the mutated breast cancer 1 gene and passed it along to his five daughters. My first aunt diagnosed with breast cancer, Linda Faye, died in 1992, at 32. Mamie Earl was my second aunt to pass away from the disease, in 2004, the same year two of her sisters (Mary Beatrice and my mom) found out they had breast cancer. Mary died in '05. My youngest aunt, Theresa Gaye, died from it three years ago; then my beautiful mom on May 16, 2014.

Breast cancer, whether I like it or not, is part of my family's story. That's why I am so passionate about raising awareness, because I have seen firsthand how it can impact others. One time, a lady came up to me and said she was going to get examined just because she saw me wearing pink cleats during a game. I walked away thinking, *Wow, pink is really so much more than just a color. It's a lifesaver. It's awareness. If we reach one, we reach millions. If we reach millions, we're doing our job and getting closer to finding a cure.*

I remember the summer when my mom finally told me about her diagnosis. I was less than a year away from the NFL. She joked that she elected to have the surgery after the football season because "your offseason is my offseason." That's how she was—fiercely protective of me and my interests. After I hurt my ankle during a high school game, my mom ran from the bleachers and "jumped" over the fence (she probably didn't jump, but that's the way it was described to me). She was the first person I saw when I got back to the bench, and she said, "What'd they do to my baby!?" To which I said, "Hey, Mama, go back in the stands!"

Sandra Kay Hill is the biggest reason I've been able to enjoy eight NFL seasons, going on nine with the Panthers. My two sisters—Kinya, 34, and Garlanda, 26—and I can trace all of our personal and professional successes back to her love and support growing up in Wynne, Arkansas. The byline on this column reads DeAngelo Williams, but these aren't my words alone. Everything I say here is an extension of her voice, her strength and her courage.



DeAngelo Williams and his mom, Sandra Kay Hill. (Courtesy Photo)

In 2010, six years after doctors told her that the cancer was in remission, it came back the way it's engineered to do so. She moved into a new home in Wynne with my father as she resolved to fight the cancerous tide all over again. It never went away, but it wasn't until just a couple of months ago that she began showing signs of getting worse. When she could no longer walk with ease, she had her bed moved from the bedroom to the living room, replacing the couch as the family's meeting place. Her nephews, nieces and grandchildren all but lived in that bed during visits, crawling over her and laying down to watch movies like Disney's *Frozen*. We'd tell the kids to be careful, but she'd just brush us off.

It would be her deathbed. For one of our last conversations, not long before she passed, I wrote down what I wanted to say on a notepad, because I wasn't sure I'd be able to deliver the words without breaking down. Swollen and emaciated, she looked like a ghost of the woman I had known.

"Mom," I said, pulling a chair up next to her bed. "I just want to tell you how I feel about you. I'm upset and I don't know how to take this because I've never been in this situation."

She stopped me.

"This is what I want you to remember me by," she said. "None of your aunties made it to the age of 50 and today I'm 53. I've stolen a few years and have enjoyed every minute, especially thanks to those two incredible granddaughters you've given me. You and your sisters are safe and know how to maintain and live and survive."

“My job here is done.”

Spontaneously, her words changed my perspective. There I was, upset beyond everything, and she’s never batted an eye, cried or complained. In those last days, when a family member would leave the room to cry, she could hear them around the corner and she would demand that the tears stop.

“I’m going home,” she’d say. “You gonna cry because I’m going home? This is supposed to be a celebration.”

The challenge my mother laid down: Fight breast cancer for every woman who comes after you, who will suffer as you suffered. God willing, no woman will feel as though she has to face this disease alone.

One day, we will defeat this disease that steals our mothers, our aunts, our sisters, our daughters and our wives before their time. Until then, when we face the last days of our loved ones’ lives, we should do so without fear. And until that final day comes, we have to fight, just as my mom did.

I’ll always remember her smile, which grew wider when her children and grandchildren shared it. That never went away. She never stopped sharing that love. One of my favorite stories about her is one that I recently just heard for the first time. When she passed, I was searching for a place to host her repast. (For those unfamiliar with a repast, it’s where friends and family gathered, ate, and celebrated my mom’s life after her funeral and burial.) One of my friends recommended that I reach out to a woman who books events at this place in Wynne called the Tech Center, which is like a big community center.



I DeAngelo Williams and his mom, Sandra Kay Hill, before a Memphis game in November 2005. (Nelson Chenault/US PRESSWIRE)

had no idea of this woman's connection to my mom, but as she gave me a tour of the facility, she told me how my mom had been an inspiration to her, a guiding light in a time of trouble. She explained that she was diagnosed with breast cancer about a year ago, and that she was introduced to my mom via a group text message. She went on to say that my mom walked her through the process in great detail, and on a regular basis. My mom was an expert by then, having watched four sisters pass away. Even though they'd never met in person, she kept in touch with this woman, texting her scriptures and inspirational messages. She had been for this woman the kind of rock she was for all of us, even though her demise was right around the corner.

That's the challenge my mother laid down for all of us: Don't just fight this disease for yourself. Fight it for every woman who comes after you, who will suffer as you suffered. God willing, no woman will feel as though she has to face this disease alone.

On Saturday, May 24th, at 3 p.m. CST, we buried my mother at Crosslawn Cemetery in Wynne, Arkansas. My mother's fight is over now, but mine is just beginning. While I am so thankful for all that goes on during October to raise awareness for breast cancer, I want to ask one small favor of each of you.

Well, two actually.

First, wear a pink shirt *at least* once a month, and make it a point to tell people that you're doing so to help remind everyone that breast cancer awareness is 365 days a year. Second, it's true that early detection is the best prevention, so please call, text, email, tweet or Facebook five women you care about (in honor of my mom and her four sisters) and ask them if they've gotten a mammogram lately. Do this for five people, and ask them to do it for five more, and then five more after that. Keep it going, and keep doing this for all of the women around the world who live with and die from this disease—and for my mom, who lived to love.

DeAngelo Williams' mom, Sandra Kay Hill, was the inspiration behind the NFL allowing players to wear pink cleats in 2009. The DeAngelo Williams Foundation is committed to providing free mammograms to women in Charlotte, Memphis, and Wynne, Arkansas—and hopefully throughout the entire country in the near future. [Donations can be made here.](#)



Memphis Tiger football trio sticking together, hope to bring about change

BY: Phil Stukenborg

POSTED: 6:46 PM, Jul 24, 2014

UPDATED: 2 hours ago

TAG: [football \(/topic/football\)](#)



Copyright 2014 Memphis Commercial Appeal. All rights reserved. This material may not be published, broadcast, rewritten or redistributed.

photos by Mark Weber / The Commercial Appeal Memphis quarterback Paxton Lynch started every game in 2013, when he became the first Tiger freshman to start an opening game in 27 years. Lynch, a Justin Fuente signee, is expected to be a key to the U of M's hopes this season.

PICTURE BY MARK WEBER

When the University of Memphis football team opens its third season under coach Justin Fuente late next month, impatience might bull-rush the line of scrimmage.

It seems as if everyone associated with the program — Tiger fans, players and coaches — has reason to be restless.

Tiger fans haven't enjoyed a winning season since 2007, when Martin Hankins, now a rising college football game official, was the starting quarterback.

As a result, no player on the roster has participated in the postseason for the U of M, which last went to a bowl game in 2008 after posting a 6-6 regular-season mark.

Fuente and his staff are antsy, too, ready to take a step forward after seasons of 4-8 and 3-9, including several close losses to established programs last year.

For the U of M to rebound, it may take the leadership and talents of an unusual trio: Three players recruited by three coaching staffs.

Running back Brandon Hayes, the team's leading rusher the past two seasons, came to the U of M in 2009 as a walk-on. He was a target of former coach Tommy West's staff after a stellar senior season at White Station.

Defensive back Bobby McCain, the national co-leader in interceptions (0.7 per game) a year ago, was among the first signed by former coach Larry Porter, who directed the Tigers in 2010 and '11 and was dismissed after going 3-21.

And quarterback Paxton Lynch, only the second freshman in school history to pass for 2,000 yards in a season, was a key recruit in Fuente's first class and appears poised for a breakout fall.

It's rare that three significant contributors emerge from three different staffs. Usually, an upheaval leads to transfers. Yet Hayes, back for an NCAA-approved sixth season, and McCain, one of top recruits during Porter's brief era, have persevered despite pain, disappointment and disharmony.

“It never crossed my mind to go somewhere else,” McCain said. “The only thing that crossed my mind was what can I do to make this program better. It’s hard when you’re losing. Some people want to quit. Some people want to transfer.

“One thing I stand by is when the going gets tough, the tough get something going.”

Former Tiger defensive assistant, and former Alabama coach, Mike Dubose recruited McCain to the U of M and McCain said it was Dubose’s honesty and straightforwardness that attracted him to Memphis.

“He never said we were there (as a program),” McCain said. “He said there was a lot we had to work on. I appreciated him and his honesty and his loyalty to me and my family.”

McCain said Fuente’s staff is as upfront.

“They are never going to tell you a lie,” McCain said. “They cut it straight with you.”

Hayes, who rushed for 860 yards last fall, persevered as well. He broke his foot before preseason camp in 2009 and missed the season. He suffered a severe knee injury in the 2010 spring game and missed another season. After transferring to Scottsdale (Arizona) Community College in 2011, he returned to a Fuente-led Memphis program in 2012, but didn’t play the team’s first three games.

Since then he’s been a steady, reliable member of the backfield.

“(Former Tiger defensive coordinator) Tim Walton recruited me to play defensive back,” Hayes said. “He was going to offer me a scholarship to play DB. But I walked on to play running back.”

Hayes eventually earned his scholarship along with Fuente’s trust and respect.

“He’s been really, really good for us,” Fuente said. “I’m thankful that he’s here. He’s a very selfless football player.”

Lynch sat out 2012 as a redshirt and started every game in 2013. He became the first freshman to start an opening game in 27 years. Despite a late push from an upper-echelon program, Lynch honored his commitment.

“I knew when I talked with coach Fuente and (offensive coordinator Darrell) Dickey that what they wanted to do with the program was what I wanted: to take it to the next level,” Lynch said. “And I had done my research. I knew what coach Fuente had done with (former TCU and current NFL quarterback) Andy Dalton (while an offensive coordinator at TCU).”

Much like the fans, McCain senses the impatience surrounding the program and expresses confidence it may soon subside.

“It’s time to take the next step, win ballgames, go to bowl games,” McCain said. “It’s time to do things special.”

Copyright 2014 Scripps Media, Inc. All rights reserved. This material may not be published, broadcast, rewritten, or redistributed.

[Print this article](#)

Tiger linebacker Dillon small town, but big-time player

BY: Phil Stukenborg

POSTED: 4:53 PM, Aug 12, 2014

UPDATED: 5:05 PM, Aug 12, 2014

TAG: [football \(/topic/football\)](#)



Copyright 2014 Scripps Media, Inc. All rights reserved. This material may not be published, broadcast, rewritten, or redistributed.

The story University of Memphis football coach Justin Fuente enjoys telling — always with a smile and occasionally with animation — about his sophomore linebacker Jackson Dillon’s hometown says as much about Ringling, Oklahoma as it does about Dillon.

Think unassuming and practical, down-to-earth and unpretentious.

Fuente was on a recruiting trip to Ringling, a southern Oklahoma town of roughly 1,000, to watch Dillon participate in the 2012 state playoffs. Ringling would eventually claim the Class A state title with major contributions from Dillon.

“I’ve been to small-town Oklahoma before, but this was super small-town Oklahoma,” Fuente said. “They were practicing that day and we were going to (make a home visit) that night.”

So Fuente drove into Ringling and approached what he said was the town’s only stop sign.

“There’s no traffic light,” he said. “But as I was stopped, I looked to my left at the town church and there was a cow standing in the parking lot. It was just kind of standing there.”

Fuente glanced back to his right.

“There were a couple of ‘ol boys in a pickup truck with a trailer and the trailer’s doors were wide open,” Fuente said. “The boys were getting their ropes because the (cow) had gotten loose.”

Perhaps it was an omen, or, more likely for Fuente, confirmation pursuing Dillon was a sound decision.

As the Tigers go through their second week of preseason camp at the Murphy Athletic Complex, Dillon has emerged as an integral part of a mostly veteran defense. Dillon, 6-6 and 230 pounds, is entrenched as the starter at the Dawg position, a hybrid defensive end/linebacker spot. He’s been the starter since the fifth game of last season, relying on his size, quickness and football smarts to be tough and disruptive.

“He plays hard, that’s who he is,” Fuente said. “He played every position imaginable in high school. He just loves football.”

At Ringling High, Dillon was the district's defensive player of the year. In the march to the state title, he also played running back. He rushed for 103 yards and two touchdowns in the semifinals and had the game-clinching 68-yard touchdown run in the championship game, getting the key score on a fourth-and-2 play.

His high school coach, Tracy Gandy, said he'll never have another player with Dillon's combination of size and skills. Dillon played tight end, defensive end at Ringling and added tailback responsibilities in the playoffs.

"In big-time situations, if we needed two yards or so, they'd give me the ball and I'd just fall forward," Dillon said. "I enjoyed that."

He also is comfortable at the outside linebacker spot in the U of M's 3-4 defense. "It's a good fit," he said. "I'm a big guy who can drop and cover or rush."

Dillon said Ringling, where he moved as he started first grade, is special for the people, the Friday night football and the hunting and fishing.

"It has some of the best hunting and fishing in all of Oklahoma," Dillon said. "We hunt pigs, deer, coyote, turkey and doves," he said. "I love hunting coyotes with my dad. It's great father-son time, it's great just hanging out."

Dillon's father, Richard, played for Oklahoma in the 1980s on the same team with Brian Bosworth and Troy Aikman and against Tiger offensive line coach Vance Vice, who was a tight end/defensive lineman with Oklahoma State.

Dillon said he expected to be a redshirt last season, but during camp his competitive nature surfaced. He was determined to earn playing time as a freshman and gradually ascended the depth chart. He ended the year with 29 tackles, including 5.5 for loss and a sack. He also blocked a kick.

"He has great self confidence," Fuente said. "He is who he is. I've really seen him mature in the last year from an academic standpoint. I couldn't be prouder. He is comfortable in his own skin. And (his teammates) love him for that."

Geoff Calkins: Memphis WR Keiwone Malone proving Nick Saban wrong

POSTED: 10:00 AM, Aug 16, 2014

UPDATED: 10:50 AM, Aug 16, 2014

TAG: [geoff calkins \(/topic/geoff+calkins\)](#) | [football \(/topic/football\)](#) | [college \(/topic/college\)](#) | [sec \(/topic/sec\)](#)



Copyright 2014 Scripps Media, Inc. All rights reserved. This material may not be published, broadcast, rewritten, or redistributed.
November 30, 2013 - U of M WR Keiwone Malone during second half action against conference opponent Temple in the Tigers last home game of the season. (Stan Carroll/The Commercial Appeal)
PICTURE BY STAN CARROLL

Nick Saban has a theory about discipline. He laid it out to reporters at SEC Media Days in Birmingham in July.

Yes, he is reluctant to send players packing. Why?

“There’s not one player that ever went anywhere and amounted to anything and accomplished anything, playing or academically.”

Well, maybe there’s one player, coach Saban. Remember former Alabama receiver Keiwone Malone?

He’s at Memphis now. A senior. On track to graduate in December. You might even say he’s amounting to something, both playing and academically.

“He told me that if I leave the school that, basically, I wouldn’t be nothing,” said Malone.

Hey, even the highest-paid coach in America can be wrong.

And it appears that Saban was wrong in the case of Malone although, to be completely clear, nobody is declaring victory just yet.

“Keiwone has a chance to put a real nice ending on his story,” said Memphis coach Justin Fuente. “Knock on wood.”

Fuente says this last part by habit, at this point. It’s a reflex after coaching Malone for two tumultuous years.

“Oh, man, it’s been interesting,” said Fuente. “We try to give every player a chance to prove who they are.”

Nobody ever disputed that Malone had talent. He racked up 57 touchdowns and more than 4,000 yards receiving at Mitchell High School and was Alabama’s first verbal commitment in the class of 2010. But after redshirting his freshman year in Tuscaloosa, Malone was suspended indefinitely for a violation of team rules. That led to a transfer to Memphis. That led to more conflict and angst.

Last year, as a junior, Malone wasn’t in on an offensive snap the first four games. It wasn’t because the Tigers didn’t need wide receivers. It was to prove a point.

“We’ve been very, very hard on him,” said Fuente. “Everything from punishments, to study halls, to not playing him, I’ve done everything I can do. But he must be one of the most mentally tough people I’ve ever met because he kept coming back. I kept thinking he’d quit, but he kept trying to do the right thing.”

Somewhere along the way, Malone started doing the right thing more often. It became his customary choice.

“Me, being honest, I just kind of grew up a little,” said Malone. “I decided I wanted to give 110 percent. I wasn’t doing that before.”

With that, Fuente started feeding Malone snaps at wide receiver. Malone had just 25 catches on the season — 19 fewer than the year before — but 11 were in the final two games. And now Malone is poised to have his best season. His infectious enthusiasm may be as important to the team as his hands.

For example: Any time Memphis players count off numbers, they switch at No. 7 — Malone’s number — and yell “Keiwone!” instead.

“He’s highly intelligent, he’s funny, and he’s got a great personality,” said Fuente. “People just like being around the guy.”

So here’s to proving that even genius coaches can make mistakes now and then. Here’s to vindication through success.

Speaking of which, what would you say to Saban if you were to see him today, Keiwone?

“I wouldn’t say anything,” he said. “I would just say ‘Thank you’ to coach Fuente. It’s been a long road, but I’m in the right place.”

To reach Geoff Calkins call 901-529-2364, or email [calkins @commercialappeal.com](mailto:calkins@commercialappeal.com).

Copyright 2014 Scripps Media, Inc. All rights reserved. This material may not be published, broadcast, rewritten, or redistributed.

New starting Memphis safeties to be defensive key

BY: Phil Stukenborg

POSTED: 5:08 PM, Aug 17, 2014

UPDATED: 5:26 PM, Aug 17, 2014

TAG: [football \(/topic/football\)](#)



Copyright 2014 Scripps Media, Inc. All rights reserved. This material may not be published, broadcast, rewritten, or redistributed.
Memphis' Reggis Ball in action against UCF in 2012. (Mark Weber/The Commercial Appeal)
PICTURE BY MARK WEBER

On a University of Memphis defense that returns the majority of its starters, Reggis Ball and Fritz Etienne, a duo with limited starts, are the outliers.

But, perhaps, not for long.

As the projected No. 1 safeties — replacing the departed Lonnie Ballentine and Anthony Watson — they've been competing to remain atop the depth chart since preseason camp began nearly two weeks ago. Ball, a junior from Stone Mountain, Georgia, and Etienne, a senior from Miami, entered camp as the No. 1 free safety and strong safety, respectively.

“Reggis is one of the few guys back there at safety who has played considerable time,” said Tiger coach Justin Fuente. “He has been a spectacular player for us on special teams. He’s made countless good plays there the past two years. The challenge for him is to carry that over every snap defensively.”

Of the two, Ball is the only one who has started, getting two late-season nods last fall. Ball has played in 24 games. Etienne, who sat out the 2012 season with an injury, appeared in 10 games last year, mostly on special teams. In Saturday’s second full scrimmage of the preseason, Ball had an interception.

“There are a couple of guys in there who have played game snaps,” said Tiger defensive coordinator Barry Odom. “They are doing a good job.

“In order for a defense to be good, you better be good at those two spots because (how a defense plays there) could be a glaring positive or a glaring negative. You can either make a great play there or have the other team’s band playing.”

Ball is best known for returning an interception 93 yards against SMU last year for an apparent touchdown, only to have the TD nullified by an unsportsmanlike penalty for diving into the end zone. The Tigers got the ball at the SMU 4 and eventually scored.

To solidify his position, Ball has spent the offseason mired in film study, picking up opposing quarterbacks’ tendencies and their teams’ receiving route combinations. He wrote down his goals for the season on his mirror as a daily reminder.

“All in all it’s pretty natural,” Ball said of playing free safety. “I was able to adapt because I had played (linebacker) and a lot of man coverage. I’ve just had to get to know the whole defense, the drops and coverages.”

Odom, in his third season as coordinator, said he’s not prepared at this point in preseason camp to name starting safeties. He said six players are getting equal repetitions.

“There’s a lot of evaluation still left for our defensive staff, myself and the head coach. Everything we do is evaluated and critiqued on a daily basis. At the end of the day we’ll decide what’s best for our football team and line up and go to work.”

Throughout the first two weeks of camp, Ball and Etienne have worked mostly with the first unit. Ball is the brother of former Tiger defensive back Marcus Ball, who is in preseason camp with the New Orleans Saints. Etienne, 6-2 and 210 pounds, played strong safety for Coffeyville (Kansas) Community College in 2011 and finished with seven pass breakups, four fumble recoveries and an interception.

“My expectation is that they fill in and play well,” Fuente said. “Getting them to do that is a challenge. There’s not a lot of guys who have played a tremendous amount of snaps back there. It’s a pretty open competition back there.”

Ballentine, picked by the Houston Texans in this spring’s NFL draft, was a three-year starter for the Tigers and Watson started 10 games last fall.

“We lost two good senior (safeties) last year so we’ve got to pick up the slack,” said cornerback Andrew Gaines. “But I believe the safeties we have are getting stronger and stronger every day. I think they’ll make big plays for us this year.”

Copyright 2014 Scripps Media, Inc. All rights reserved. This material may not be published, broadcast, rewritten, or redistributed.

[Print this article](#)

Memphis linebacker Charles Harris blossoms into leader, playmaker

BY: Phil Stukenborg

POSTED: 3:57 PM, Aug 22, 2014

UPDATED: 3 hours ago

TAG: [football \(/topic/football\)](#)

Copyright 2014 Memphis Commercial Appeal. All rights reserved. This material may not be published, broadcast, rewritten or redistributed.

August 20, 2014 — University of Memphis linebacker Charles Harris, a four-year starter has blossomed into a team leader during a recent practice. (Mark Weber/The Commercial Appeal)

PICTURE BY MARK WEBER

In what has been a difficult stretch in the history of University of Memphis football, linebacker Charles Harris has persevered and prospered.

A former Whitehaven High standout, Harris was recruited by former Memphis coach and alum Larry Porter, whose two-year run ended in 2011, Harris's freshman season. In his three seasons filled with change, Harris has been a constant. He has played in each of the team's 36 games, started the past 24 and led the team in tackles for two straight seasons.

Despite the program struggling to regain its footing (only nine wins in three years), Harris wouldn't trade places for the experience of being a starter, and leader, for the hometown team.

"I know it sounds corny and somewhat clichéd, but I love the bonds I've made with my teammates," Harris said. "I know I'll be in contact with these guys forever. I'll be calling and checking in with them."

Until he reaches that post-college phase of his life, and career, Harris will concentrate on being the defensive leader he's been.

"He's the quarterback of the defense out there," said coach Justin Fuente. "He makes all the calls. He makes all the checks. He allows us to do some of the things we do defensively because a great percentage of time he gets us in the right (alignment).

"And he's become a guy who does more than just get us lined up and pointed in the right direction. He's made plays as well."

Harris, 6-2 and 243 pounds, led the team with 74 tackles — including four for last yardage — last fall. He had some of his best outings against the Tigers' best competition, finishing with a season-high 10 tackles against Cincinnati in a nationally televised game.

In 2012, he led the team with 79 stops. In addition to an 11-tackle game against Duke, he made a key third-down stop near midfield in the fourth quarter against Rice to preserve a 14-10 win, the first for Fuente.

"He is a huge asset to this team," Fuente said.

In an odd twist considering the coaching change, Harris has played for only one position coach in four seasons: Galen Scott. Scott, hired by Porter, was retained by Fuente as linebackers coach. Scott and Fuente were assistants at Illinois State from 2001 to '06.

Harris likely would not have been affected by a position coach change. He's improved every season, much as he did in high school under coach Rodney Saulsberry.

"He's the guy in the box who can make a change for us and get guys lined up correctly," said defensive coordinator Barry Odom. "He's played a lot of game reps and has been a steady fixture for two years in the middle of our defense. He's really, really valuable to what we are trying to get done."

As a senior at Whitehaven, Harris also was recruited heavily by Arkansas State and Northern Illinois, but said the final decision was Memphis or Northern Illinois.

"I felt I would be able to relate more to my defensive coaches here," Harris said.

A member of Fuente's Leadership Council since his sophomore season, Harris has watched the Tiger defense rebound from one of the nation's worst to a Top 40 unit. Memphis was ranked 12th nationally against the rush last season.

From the moment he stepped on campus, Harris has displayed a maturity beyond his years and a work ethic coaches cherish. Now, he'd like to end his career leading the Tigers back to the postseason, where they haven't been since 2008.

"He's incredibly focused and hardworking," Fuente said. "He's going to be successful in anything he does."

Copyright 2014 Scripps Media, Inc. All rights reserved. This material may not be published, broadcast, rewritten, or redistributed.

[Print this article](#)

Memphis Tigers open football season with 63-0 win over Austin Peay

BY: Phil Stukenborg , [Phil Stukenborg \(mailto:stukenborg@commercialappeal.com\)](mailto:stukenborg@commercialappeal.com)

POSTED: 9:18 PM, Aug 30, 2014

UPDATED: 11:20 PM, Aug 30, 2014

TAG: [football \(/topic/football\)](#)

During a difficult five-year stretch for the University of Memphis football program, one in which victories have been infrequent and blowout wins have been uncommon, there have been few nights like Saturday night.

Even most of the bad bounces went the Tigers' way.

Before a rain-soaked crowd of 27,361 at Liberty Bowl Memorial Stadium, the Tigers opened the season — the third at the U of M for coach Justin Fuente — by overwhelming Football Championship Subdivision member Austin Peay, 63-0.

The game — the first season-opening win by the Tigers in 10 years — was over shortly after it began. The U of M led 21-0 at the end of the first quarter and 42-0 at the half. Two early third-quarter scores made it 56-0.

"We got rolling on them pretty well to start the game," Fuente said. "But we have a lot of things we can get better at. We made plenty of mistakes out there ... we put the ball on the ground way too many times."

Starting quarterback Paxton Lynch, who passed for 188 yards and a touchdown in the first half, finished 20-of-27 for 242 yards and two TDs in fewer than three quarters. Running back Brandon Hayes rushed for 59 yards on 11 carries and a touchdown, also in fewer than three quarters. And freshman running back Jarvis Cooper, in only one quarter, the fourth, led all rushers with 101 yards on eight carries and a touchdown.

The Tigers tied a school-record with seven rushing TDs and the shutout was the first since a 28-0 win over Louisiana Monroe in 2000.

As for those breaks?

On the U of M's opening drive, Sam Craft fumbled inside the Austin Peay 5-yard line, but tight end Alan Cross recovered at the 2. On the next play, Craft fumbled as he crossed the goal line, but officials ruled he had reached the end zone first.

Midway through the second quarter, receiver Keiwone Malone fumbled near the end of a 41-yard pass reception to the Austin Peay 9, but freshman receiver Roderick Proctor was there to pounce on the ball. The Tigers scored two plays later to make it 35-0.

Malone atoned for his mistake late in the second quarter when he recovered a fumble by running back Doroland Dorceus, also at the Austin Peay 9. The following play, Lynch flipped a short pass to Cross, who dove for the pylon and a 42-0 Tiger lead.

The Tigers fumbled four times — three times inside the Governors' 10-yard line — but lost only one. Lynch was intercepted once.

"At times we played pretty well," Fuente said. "At times we had some lapses in judgment. There's plenty to get better (at), but I'm happy with the way the kids prepared and went about their business in order to go in and win their first game of the year."

The rare scoring barrage caught the U of M fireworks crew off guard. It ran out of its allotted game stash early in the third quarter as the Tigers extended their lead to 56-0, but had enough left to celebrate after the final horn. The U of M's 63 points represented the most by a Tiger team since beating Louisville, coached by Lee Corso, 69-19 in 1969.

"We took someone for granted two years ago (a season-opening loss to UT Martin) and we learned our lesson," Hayes said. "We didn't want that sour taste (again). So we came out and played like we were playing UCLA or Ole Miss (upcoming nationally ranked opponents). We don't want to take anyone for granted. I think we did a good job."

The Tigers scored on six of their first seven drives to build a 42-0 halftime lead over the outmatched Governors. At the half, the U of M had 329 yards to 47 for Austin Peay. Memphis amassed its total on 51 plays.

The U of M scored its first four touchdowns on the ground: a 2-yard run by Craft; a 3-yard run by Hayes; a 5-yard run by Dorceus and a 5-yard run by Lynch.

Lynch added a 9-yard run midway through the quarter to cap a seven-play drive and Cross's TD reception came with 4:34 to go to end a 10-play, 69-yard drive.

In the third quarter, Mose Frazier hauled in a 17-yard scoring pass from Lynch and two minutes later Dorceus added his second TD run, this one from eight yards out. In the fourth, Cooper overcame a fumble to surpass 100 yards rushing and get his first touchdown, a six-yard run with 5:53 to go.

"I know there were a couple of penalties that hurt us and a couple of times we put the ball on the ground," Lynch said. "We can't have that if we want to play (and defeat) big-time opponents."

And the first of those big-time opponents comes next Saturday against seventh-ranked UCLA at the Rose Bowl.

"We're going to start preparing (Sunday)," Lynch said.

Copyright 2014 Memphis Commercial Appeal. All rights reserved. This material may not be published, broadcast, rewritten or redistributed.

Loss to Bruins may be Tigers' launching point

BY: Phil Stukenborg

POSTED: 5:16 PM, Sep 7, 2014

UPDATED: 10:57 PM, Sep 7, 2014

TAG: [football \(/topic/football\)](#)

UCLA coach Jim Mora clicked on the video of the University of Memphis football team's season-opening win, a 63-0 thrashing of Austin Peay, and did not expect what he immediately saw. The U of M's athleticism jumped through the screen.

After the Bruins had narrowly escaped with a win over Virginia in their opener, they returned to California in hopes of getting somewhat of a breather against a Tiger team without a winning record the past six seasons and no victories over a ranked program since a 1996 defeat of No. 6 Tennessee.

Saturday night at the Rose Bowl

<http://www.commercialappeal.com/sports/tigers/football/tigers-nearly-upset-no-11-ucla-fall-42-35>) in Pasadena, California, the athleticism that concerned Mora — and a career-best performance by Tiger sophomore quarterback Paxton Lynch — nearly carried Memphis to an upset win over the 11th-ranked Bruins.

Twice the Tigers fell behind by 14 points — 28-14 late in the second quarter and 35-21 late in the third — before rallying to tie the game at 35-35 on a 17-yard interception return by Fritz Etienne early in the fourth. UCLA (2-0) needed a 75-yard, fourth-quarter scoring drive — ending with a 33-yard touchdown pass from Heisman hopeful Brett Hundley to Thomas Duarte — to escape, 42-35.

Mora didn't mince words afterward. He acknowledged the U of M's "unorthodox offense" gave his team fits. And he sincerely added: "They are really good."

For a Tiger program in a rebuilding phase under third-year coach Justin Fuente, Saturday's performance may provide a valuable launching point. The Tigers made a rare trip to California — only their third game there in 43 years — and played one of nation's top teams, at what can be an intimidating venue, to the final horn.

“We're getting there,” Fuente said. “We've got to take care of business and keep plugging along and improving and (success) will come. If we continue to take care of business, everything will be OK.”

If Fuente continues getting calm, composed leadership from his 6-7 quarterback, success will come sooner than later. Lynch has displayed a propensity to play his best against the toughest teams on the U of M schedule. Last year, both nationally ranked Louisville and eventual Fiesta Bowl champion Central Florida had to hold off the Tigers for one-touchdown victories.

Against UCLA, Lynch completed 27-of-42 for a career-best 305 yards and a touchdown. He practically matched Hundley's totals (33-of-44, 396 yards). Lynch also led the Tigers to three touchdown drives of 75 or more yards.

“I came in here preparing to play the best I could,” Lynch said.

Lynch was aided by a receiving corps, one victimized by drops last season. They caught nearly everything thrown in their vicinity, from passes in heavy traffic to the occasional low tosses to his tight ends. Lynch said he enjoyed going against UCLA's man coverage.

The misdirection in the Tiger offense also created headaches for the Bruins, who surrendered 469 yards to the Tigers. Doroland Dorceus led an efficient ground game with 86 yards on 13 carries, but Sam Craft gained some difficult, key yards on such misdirection calls.

“It’s an unorthodox offense,” Mora said. “They swoop their line and quarterback. You don’t see it very often and it is hard to prepare for. It is hard to get a grip on where the football is.

“It certainly gave us problems. I hope we don’t see an offense like that again for a while.”

Borrowing a bit from Tony Allen and the Memphis Grizzlies, Dorceus said the Tigers are developing a personality similar to the city’s NBA franchise.

“We stuck together,” said Dorceus, who had a key 40-yard TD run to open the fourth quarter. “And we are going to keep fighting, keep fighting, keep grinding. It’s a Memphis grind.”

While he may have been reluctant to acknowledge it following a loss, Fuente had to be pleased with his team’s turnover-free outing, its 5.8 average gain per play and its 7.9 average gain per play on third down. Several defensive lapses will need to be addressed — several blown coverages led to huge pass plays and a score. But this is an emerging team that came of age in Pasadena.

“What they showed — if we are judging them off what they showed — (is) they are a tough group and kept playing hard even if they didn’t always play well,” Fuente said. “We came here to try and win the football game, not to just participate or look at the stadium or be in awe of the uniforms. I’m proud of that. I just wish we’d have played a little bit better at times.”

Copyright 2014 Scripps Media, Inc. All rights reserved. This material may not be published, broadcast, rewritten, or redistributed.

Memphis football gaining attention of success-starved fan base

BY: Phil Stukenborg

POSTED: 2:15 PM, Sep 15, 2014

UPDATED: 12:18 AM, Sep 16, 2014

TAG: [football \(/topic/football\)](#)

‘Football is Fun Again’ ... Go Tigers Go.

The message on the marquee of an East Memphis barbecue restaurant, not far from the University of Memphis campus, seems to have succinctly captured the community’s sentiment toward the school’s rehabilitating football program.

The Tigers, who have struggled the past five seasons, are showing signs of recovering from their recent nightmare stretch. Although they haven’t been to a bowl game since 2008 — and entered the season with a 10-38 record the previous four years — their 1-1 start is offering promise to a long-suffering fan base.

After a 63-0 thrashing of Austin Peay in the home-opener, the Tigers nearly upset an 11th-ranked UCLA squad at the Rose Bowl in Pasadena, California, two weeks ago before succumbing, 42-35.

The Tigers spent the bye week preparing for Saturday’s nonconference home game against Middle Tennessee and basking in some unaccustomed adulation.

“I feel there is some genuine appreciation for the way we’ve started the season,” Tiger coach Justin Fuente said. “But I’m so removed from it all sometimes I don’t have a good feel for what’s going on.”

Before drubbing Austin Peay, Memphis hadn't won an opener in a decade. At UCLA, the Tigers kept pace with a team that started the season in the national playoff discussion and boasted a Heisman candidate in quarterback Brett Hundley.

A win at UCLA would have given the Tigers their first win over a ranked opponent in 18 years.

"I'm all for whatever gets our (fans) excited," Fuente said. "Now it's our challenge to try and keep that going.

"I tell our guys it's not going to be all peaches-and-cream throughout the rest of the year. There are going to be ups and downs. But I think our guys appreciate some acknowledgment for the work they've put in."

The Tigers have gotten solid play from sophomore quarterback Paxton Lynch, who is the second-most efficient passer in the American Athletic Conference midway through the first month of the season. Lynch has completed 69.1 percent of his passes with three touchdowns and an interception. He passed for a career-best 305 yards against UCLA.

The U of M also leads the AAC in rushing offense (233.5 yards per game) and ranks second in scoring offense (49.0 points per game). Defensively, the team ranks third in the league in total defense and linebacker Tank Jakes leads the league in tackles for loss with six.

Tiger defensive back Bakari Hollier has followed the excitement, mostly on social media, as it relates to the rising interest in the program. He'd rather it come following a victory.

"When you're a competitor, all you really want at the end of the day is a win," Hollier said. "We feel the people are excited (after the close loss to UCLA) and we feel we are going to have a big crowd (for Middle Tennessee). We hope so because we feed off that energy."

Fuente admits he's somewhat removed from the buzz surrounding Tiger football. He said his post-practice routine consists of a short drive from the U of M's Park Avenue campus to his home. On his way home, he listens to national sports talk radio.

"That's the way I have to handle it," he said.

Still, he's not oblivious to the local excitement for the improving product.

"We're optimistic there are going to be a lot of our supporters there cheering us on," Fuente said. "And we feel a duty to make sure we're ready to go Saturday."

Tiger athletic director Tom Bowen said the increase in the program's popularity has been a reflection of the commitment from the players and coaches.

"People were excited for us when we got here for what could be," Bowen said. "I think they like the way we play, the way we compete and they are taking pride in it."

Note: Kickoff for the U of M's Sept. 27 game at 10th-ranked Ole Miss will be 6:30 p.m. and the game will be carried nationally by FSN.

Tigers vs. MTSU

When, where: Saturday, 6 p.m., Liberty Bowl Memorial Stadium

TV, radio: No TV, ESPN3 (streaming), WREC-AM 600

Copyright 2014 Scripps Media, Inc. All rights reserved. This material may not be published, broadcast, rewritten, or redistributed.

Zack McMillin's Daily Dish: Tiger with ALS honored by Cybill Shepherd, says Steve Cohen

BY: [Zack McMillin \(mailto:zmcmillin@commercialappeal.com\)](mailto:zmcmillin@commercialappeal.com)

POSTED: 1:43 PM, Sep 19, 2014

UPDATED: 1:50 PM, Sep 19, 2014

In [my piece two weeks ago \(http://memne.ws/MSUvsUSC\)](http://memne.ws/MSUvsUSC) on Jeremy Williams, a former University of Memphis star suffering from ALS, there was some discussion over whether the actress Cybill Shepherd did or did not promise a cookout to the 1991 Tiger team if it defeated USC. Brett Whiddon, who was on that 1991 team and was Williams' roommate, made a nice suggestion near the [end of the piece \(http://memne.ws/MSUvsUSC\)](http://memne.ws/MSUvsUSC): "Maybe instead of feeding the football team, she can make a donation to Jeremy Williams and ALS instead."

Well, according to Steve Cohen, Memphis congressman and huge Tiger fan, Shepherd appears to have granted that wish. Cohen emailed [this link \(http://www.gettyimages.co.uk/detail/news-photo/cybill-shepherd-accepts-an-als-ice-bucket-challenge-at-news-photo/455555914\)](http://www.gettyimages.co.uk/detail/news-photo/cybill-shepherd-accepts-an-als-ice-bucket-challenge-at-news-photo/455555914) my way, a Getty Images photo for sale [showing Shepherd \(http://www.gettyimages.co.uk/detail/news-photo/cybill-shepherd-accepts-an-als-ice-bucket-challenge-at-news-photo/455555914\)](http://www.gettyimages.co.uk/detail/news-photo/cybill-shepherd-accepts-an-als-ice-bucket-challenge-at-news-photo/455555914) getting doused in an apparent ice bucket challenge.

Cohen said after he read the piece on Williams and the 1991 Tiger upset over USC, he called Shepherd to make sure she was aware.

"I called Cybill and told her about the article and suggested she do the ALS challenge," Cohen told me. "She told me she had something going on, on Tuesday, the ALS ice bucket challenge, and she said she was going to do it in Jeremy's honor."

Cohen, by the way, was at the UCLA game. He follows recruiting very closely and was most impressed by how the Tigers offensive line, which he said features very few even average-ranked recruits, held up against the Bruins and their highly-ranked recruits.

Cohen's undergraduate degree is from Vanderbilt, although he also spent time in college in Southern California. His law degree is from Memphis.

"I'm having nostalgic feelings this fall," he told me. "I went out to Los Angeles, where I went to school two years in Pasadena. And had nostalgia for Memphis playing a great game (in California) against a great powerhouse in a great arena. And then when I watch my Vanderbilt Commodores, I have nostalgia for the Vanderbilt football teams I knew before James Franklin was there."

Copyright 2014 Scripps Media, Inc. All rights reserved. This material may not be published, broadcast, rewritten, or redistributed.

ANOTHER STORY OF INTEREST SPONSORED BY 

Sound so clear you can see it!

Geoff Calkins: For one giddy night, Memphis rides the wave

POSTED: 10:58 PM, Sep 20, 2014

UPDATED: 11:36 PM, Sep 20, 2014

TAG: [geoff calkins \(/topic/geoff+calkins\)](#)

Deep into the first quarter, John Wilder is standing outside the Liberty Bowl, waiting in line. A long line. A really, really long line, one that starts at the ticket booth, heads straight back to a fence, maybe 50 people deep at that point, and then makes a right turn and continues along the fence line.

Wilder is not grumpy about this, mind you, not on this particular night.

“I’m just glad to see it,” he said. “It’s been a while since Memphis football was anything like this.”

Since it was this crowded, he meant. Since it was this much fun.

The University of Memphis staged at the party at the Liberty Bowl Saturday night, defeating Middle Tennessee State, 36-17. And if the lines at the stadium and at the concession stands suggest the athletic department has some work to do before the next home game, the wildly entertaining happenings inside the Liberty Bowl were well worth the wait.

There was a wave, at one point. There was a chicken dance. There were Rudy Gay and Quincy Pondexter, waving to the crowd from the sidelines. Gay was cheerfully booed.

Memphis athletic department officials said 46,378 jammed into the Liberty Bowl, the biggest number since 2006. Tight end Alan Cross said he looked at the crowd on the home side of the stadium as soon as he took the field.

“I saw it went all the way to the top,” he said. “I said, ‘Oh, man, this is a crowd, right here.’ ”

Cross couldn't stop smiling as he talked about it. It was that kind of giddy, memorable night. And if you want to know how this team is different from its predecessors, I refer you to the very first drive. Paxton Lynch found tight end Daniel Montiel down the right sideline for a 24-yard touchdown pass. The crowd erupted. The fireworks went off. And then the official called the touchdown back because Montiel had stepped out of bounds before coming back in to catch the pass.

That put the ball back on the Middle Tennessee State 24-yard line. Other Memphis teams might have been stymied by that. This Memphis team scored another touchdown exactly two plays later, this time Lynch to Cross.

And so it went throughout the evening. The Tigers weren't flawless, but they were relentless and passionate and inspired. All of those adjectives are especially suited to Tank Jakes, who may as well be a metaphor for this team. He's a 5-11 inside linebacker. He shouldn't be able to do what he does. Saturday, he wound up with seven tackles, two sacks, three tackles for a loss, a safety, and a forced fumble that was returned for a touchdown.

“I feel like I'm the biggest guy on the field,” said Jakes who, on this night, certainly was.

But there were plenty of others who measured up to the moment, on both sides of the ball. Brandon Hayes ran for 99 yards, Doroland Dorceus ran for 91 and Sam Craft ran for 52. Lynch threw two touchdown passes to Cross, including a 50-yarder in the fourth quarter that put the game away.

Not long after that, the wave broke out. And, yes, you can think the wave is campy if you like. But to Cross — who has played through a particularly lifeless era of Memphis football — it was a sign of life and hope.

“I saw it four times tonight,” he said. “I followed it all the way around.”

Did I mention that Cross couldn’t stop smiling? Or that neither could anyone else?

There will be challenges yet to come in this football season for Memphis, starting against Ole Miss in Oxford next week. That game could be a tough one for the Tigers. Then it’s off to Cincinnati.

So, no, every night won’t be a party like Saturday. But isn’t it nice to be reminded a party is possible?

“If they keep it up, they’re going to have to open up more ticket windows,” said Wilder.

For Memphis, that’s a nice new problem to have.

To reach Geoff Calkins call 901-529-2364, or email [calkins @commercialappeal.com](mailto:calkins@commercialappeal.com).

Copyright 2014 Scripps Media, Inc. All rights reserved. This material may not be published, broadcast, rewritten, or redistributed.

ANOTHER STORY OF INTEREST SPONSORED BY 

Astronautalis In London On His Visit Britain WildCardUK Adventure

This summer, we’re all about Britain ([http://c.jsrdn.com/i/1.gif?
r=8zwh&k=ZAl1cy1LYXNoLTFhCWgJaSi1ODAzYjU1Mwl1CWNlZmE3ZDg4LThmN2EtNG
3A%2F%2Fwww.statravel.com%2Fwildcard-sweeps.htm%3Futm_campaign%](http://c.jsrdn.com/i/1.gif?r=8zwh&k=ZAl1cy1LYXNoLTFhCWgJaSi1ODAzYjU1Mwl1CWNlZmE3ZDg4LThmN2EtNG3A%2F%2Fwww.statravel.com%2Fwildcard-sweeps.htm%3Futm_campaign%2F))

Tigers-MTSU notebook: Tank Jakes dominates

BY: Phil Stukenborg

POSTED: 11:09 PM, Sep 20, 2014

UPDATED: 11:21 PM, Sep 20, 2014

TAG: [football \(/topic/football\)](#)

Tank Jakes couldn't remember having a game like he did Saturday night at any stage of his football career, although he said there were some memorable outings in high school.

His performance paced a University of Memphis defense that frustrated what had been a potent Middle Tennessee offense in the U of M's 36-17 victory.

And the Tiger linebacker put himself in position to capture American Athletic Conference Player of the Week honors by finishing with three tackles for loss (including two sacks), a safety, a forced fumble that led to Bobby McCain's 59-yard return for a touchdown and an interception.

"I don't know what his stat line was officially, but I'm sure it was pretty good," Tiger coach Justin Fuente said. "It seems like he was in the backfield early in the game a lot.

"He's a good football player. Like I've said before, he understands the game. He's very heady. He can get into cracks and crevices and make plays."

Fuente said defensive coordinator Barry Odom and linebackers coach Galen Scott have "done a great job putting him in situations to succeed, and he's certainly taken advantage."

Asked if there had been a game in which he had been so active and involved, Jakes responded:

"Probably high school."

Probably not.

Jakes, 5-11 and a punishing 227 pounds, had a first-quarter safety that extended the Tigers' lead to 9-0 and a fourth-quarter forced fumble – stripping MTSU quarterback Austin Grammer after a lengthy pickup – that created McCain's scoring opportunity to give the U of M a 36-10 cushion.

"Our defense broke down on the play and I saw the quarterback run," Jakes said. "I just chased the ball and filled the lane and stripped the ball. The ball (went) to Bobby McCain."

Jakes said his playmaking is based on "playing with an edge."

“Being that I’m the smallest guy on the field, people want to judge me and intimidate me,” Jakes said. “So I just play with an edge where I feel like I’m the biggest guy on the field.”

Jakes’ teammate, nose tackle Terry Redden, said the performance didn’t surprise him.

“That’s what Tank Jakes does,” Redden said. “We see him do that at practice. He makes plays, he plays hard.”

FICHTNER’S SON VISITS

Former U of M offensive coordinator Randy Fichtner, an assistant coach with the Pittsburgh Steelers, is sending his son to the Tiger program ... the Tiger baseball program.

Nate Fichtner attended Saturday’s game while on an official recruiting visit to the U of M. He has verbally committed.

Reached by text, Randy said his son was excited about returning to Memphis. He said his son “has always wanted to (play) baseball at the U of M since he was (younger) and in their camps.”

Nate is a 6-2, 185-pound infielder at Pittsburgh Creative and Performing Arts High School.

TIGERS DRAW HUGE CROWD

The announced crowd of 46,378 at Liberty Bowl Memorial Stadium was the largest to attend a Memphis home game since 2006. It also was the eighth-largest crowd involving a non-Southeastern Conference opponent.

“I thought we had a great crowd and an active crowd that wanted to participate in us winning a football game,” Fuente said.

The huge crowd overwhelmed ticket booths shortly before kickoff, creating long lines and delays for fans getting into the stadium.

IFEDI RECOVERING

Tiger defensive end Martin Ifedi, who is out for an undisclosed period with a left knee injury, was on the field before the game in street clothes. Ifedi, a senior from Houston, injured his knee in the second half of the team’s season-opening win over Austin Peay. His left knee was in a brace, but he was walking.

Fuente has not released any information on the specifics of Ifedi’s injury or a timetable for his return.

Tiger defensive back Bobby McCain is a playmaker

BY: Phil Stukenborg

POSTED: 9:32 PM, Sep 23, 2014

TAG: [football \(/topic/football\)](#)

His second-favorite sport is baseball so, perhaps, that explains why University of Memphis defensive back Bobby McCain — a former high school catcher — appeared at ease and comfortable cleanly fielding a loose football last weekend against Middle Tennessee.

And with his favorite — and natural — sport being football, maybe that explains why he returned the fumble 59 yards, outracing the retreating Blue Raider offensive players down the left sideline to the end zone for an emphatic knockout score in the U of M's 36-17 victory.

For McCain, a senior from Oxford, Alabama, the touchdown represented yet another big play in the cornerback's Tiger career. Although it was his first fumble return for a score, he's had three interceptions for touchdowns, including a 75-yarder against Duke and a 36-yarder against South Florida last year. During his freshman season, he returned a pick 79 yards against Tulane to secure a 33-17 win in New Orleans.

"The football finds him," Tiger coach Justin Fuente said.

Fuente, whose 2-1 Tigers play at 10th-ranked Ole Miss Saturday, said McCain's penchant for making the big play isn't simply good fortune. McCain, one of former Tiger coach Larry Porter's top recruits, has combined his athletic ability with a solid work ethic.

"When he trusts his technique and does his job at corner and they throw it his way, he has a great knack for catching it," Fuente said. "And he was there on that fumble. Who else would you have thought would have picked it up and run it in?"

McCain has consistently been in position to make the big play. In last year's game at South Florida, he intercepted three passes to tie an American Athletic Conference record. Saturday night against MTSU, he showed the soft hands of a catcher scooping a low fastball in the dirt.

"I was actually going get in there (and make the tackle) but I saw the ball pop out and it actually just popped into my hands," McCain said. "(Tiger linebacker) Tank Jakes made a great play coming from behind and getting the ball out and I just picked it up, took it in for the score and celebrated with my teammates."

McCain's big plays haven't been limited to defense. He had a 95-yard kickoff return — the fourth-longest in school history — at Duke as a sophomore. A few weeks later, he gained 61 yards on a fake punt pass from Tom Hornsey at Marshall. He also had a 52-yard kickoff return at Marshall.

"Once you get the ball in your hands you expect to score every time," McCain said. "You just want to make sure you take care of the ball."

McCain said he recalls scoring only two defensive touchdowns in high school. He gives credit to his teammates for the college touchdowns, praising their ability to quickly convert to blockers to free him for big gains.

Defensive coordinator Barry Odom, in his third year at the U of M, said McCain has created his reputation. He approaches practices as if they were games.

"If you look at the guys who make those plays on the practice fields, you'll usually see they're the ones making them in games," Odom said. "It's great practice habits, preparation habits, it's being assignment sound and technique sound, and being in the right spot. And when you're in that spot, it's having the ability to make the play."

McCain finished with six interceptions last year for 108 return yards and he was the Football Bowl Subdivision's co-leader in interceptions per game (0.7 average).

"He has a playmaking ability that not everyone has," said Tiger linebacker Wynton McManis. "He's so focused and he pushes himself so hard to continue to make those plays. And when he doesn't make those plays, he's on himself so hard. That's how tough he is. That's why it works."

Memphis Tiger tight end Alan Cross adds to record haul

BY: Phil Stukenborg

POSTED: 8:39 PM, Sep 24, 2014

UPDATED: 4 hours ago

TAG: [football \(/topic/football\)](#)

There may not be too many tight ends in the country as efficient as Alan Cross when it comes to touchdowns-per-reception.

How about a TD almost every other catch?

When the University of Memphis plays at 10th-ranked Ole Miss Saturday at Vaught-Hemingway Stadium, the Tigers' Cross will bring team-leading totals in TD receptions (three on eight receptions) and yards-per-catch (15.9) into the game between Mid-South rivals, who are meeting for the 60th time.

Cross, a junior from Millington, was particularly productive in last weekend's 36-17 victory over Middle Tennessee. He had two catches, both going for touchdowns.

His first came on a 7-yard pass from quarterback Paxton Lynch in the opening minutes and his second was a 50-yard play, one in which he grabbed a short toss from Lynch and raced (yes, raced at 245 pounds) past several MTSU defenders down the right hash.

"It was four (vertical routes)," Cross said. "As soon as I got behind the linebackers I thought 'Oh, I got them beat.' I popped my head around and Paxton threw a great ball, I caught it and tucked it high and tight and just ran as fast as I could."

The first touchdown reception added to Cross's school record for TDs by a tight end. He broke Billy Kendall's mark with his eighth career touchdown in the U of M's season-opening win over Austin Peay and added his 9th and 10th scores against MTSU.

Cross said he owes much of his early season success to the development of Lynch, a 6-7 redshirt sophomore in his second year as starting quarterback. Lynch has completed 66 percent of his passes for 766 yards and five touchdowns, three to Cross. Lynch completed 58

percent of his passes a year ago.

“Paxton has thrown a lot of great balls this year,” Cross said. “Last year he was kind of tentative because he just was a freshman. But he got a lot better throughout the season. This year he’s doing a great job putting it on the money.”

Through three games, Cross has surpassed last year’s total of two TD catches. His 127 receiving yards are only 20 fewer than last fall.

“He is a very savvy player,” Tiger coach Justin Fuente said. “He’s like a coach on the field. He understands the looks and how things fit together. He really makes the most of what he’s got. He has been a reliable receiver for us.”

COLEMAN RETURNS

Tiger senior linebacker Ryan Coleman, slowed by an upper body injury since early in preseason camp, returned to the field for last weekend’s win over MTSU after missing the opener against Austin Peay and the Sept. 6 game at UCLA. He did not start against MTSU, but finished with three tackles.

Fuente said Coleman’s return “gave us some depth back.”

“He’s a senior,” Fuente said. “He’s played a lot of snaps for us. He brings some experience and competitiveness back to our defense.”

In Coleman’s absence, junior Wynton McManis from Olive Branch started and against MTSU — on his birthday — McManis led the team with eight tackles.

“Wynton has been very valuable to this team since he’s been here,” Fuente said. “He has the ability to play different positions and play on special teams.”

A starter in 12 games a year ago, Coleman, a Rialto, California, native gained national attention in a loss to SMU by returning two fumbles he recovered for touchdowns.

RARE FEAT

Research by the U of M sports information department uncovered only a handful of Tiger defenders in the past 15 years who had games similar to the one linebacker Tank Jakes had in last weekend's win over MTSU. Jakes had a two sacks, a forced fumble that led to a touchdown and an interception to earn American Athletic Defensive Player of the Year honors. Jakes also had a safety.

In 2001, Demorrio Shank had an interception, forced fumble and a half sack against Southern Miss. In 2000, defensive lineman Marcus Bell had a sack, forced fumble and interception against East Carolina. And in 1999, Caspor Stiles had a sack, interception and forced fumble against Louisville. He returned the fumble for a TD.

Copyright 2014 Scripps Media, Inc. All rights reserved. This material may not be published, broadcast, rewritten, or redistributed.

ANOTHER STORY OF INTEREST SPONSORED BY 

Astronautalis In London On His VisitBritain WildCardUK Adventure

This summer, [we were all about Britain \(\[http://c.jsrdn.com/i/1.gif?r=haor&k=ZAl1cy1LYXNoLTFiCWgJaSo1ZGIoMGY3MA11CWFkYTk1ZWEExLTA5MjUtNDdmOC1iZGQ1LTY3ZjgwNGM1MTU3ZAl2CTliNWMoNDJmLWU2NzctNDA1OS1iMzljLTc5MWJlOWIoNjhNOLpCWVmMTBmZjQxLTJlNGEtNGM4NSo5YTUwLWE4ZGFjZTkzYTOwNwloCTEoNDkJZwkxMzUJbAk4ODQJbmUJaXYJbmYJaXYJZQljawlhCTcoMQlvCQlmCWWhodHA6Ly93d3cuY29tbWVyY2lhbGFwcGVhbC5jb20vc3BvcnRzL3RpZ2Vycy9mb29oYmFsbC9tZW1waGlzLXRpZ2VyLXRpZ2hoLWVuZC1hbGFuLWNyb3NzLWFkZHMtdG8tcmVjb3JkLWhhdWxfMDYwNzM3Njc&fwd=http%3A%2F%2Fwww.statravel.com%2Fwildcard-sweeps.htm%3Futm_campaign%3Dwildcard-visitbritain-Astro%26utm_source%3DDistroscale%26utm_medium%3DDisplay%26utm_content%3DAs\]\(http://c.jsrdn.com/i/1.gif?r=haor&k=ZAl1cy1LYXNoLTFiCWgJaSo1ZGIoMGY3MA11CWFkYTk1ZWEExLTA5MjUtNDdmOC1iZGQ1LTY3ZjgwNGM1MTU3ZAl2CTliNWMoNDJmLWU2NzctNDA1OS1iMzljLTc5MWJlOWIoNjhNOLpCWVmMTBmZjQxLTJlNGEtNGM4NSo5YTUwLWE4ZGFjZTkzYTOwNwloCTEoNDkJZwkxMzUJbAk4ODQJbmUJaXYJbmYJaXYJZQljawlhCTcoMQlvCQlmCWWhodHA6Ly93d3cuY29tbWVyY2lhbGFwcGVhbC5jb20vc3BvcnRzL3RpZ2Vycy9mb29oYmFsbC9tZW1waGlzLXRpZ2VyLXRpZ2hoLWVuZC1hbGFuLWNyb3NzLWFkZHMtdG8tcmVjb3JkLWhhdWxfMDYwNzM3Njc&fwd=http%3A%2F%2Fwww.statravel.com%2Fwildcard-sweeps.htm%3Futm_campaign%3Dwildcard-visitbritain-Astro%26utm_source%3DDistroscale%26utm_medium%3DDisplay%26utm_content%3DAs\)\)](http://c.jsrdn.com/i/1.gif?r=haor&k=ZAl1cy1LYXNoLTFiCWgJaSo1ZGIoMGY3MA11CWFkYTk1ZWEExLTA5MjUtNDdmOC1iZGQ1LTY3ZjgwNGM1MTU3ZAl2CTliNWMoNDJmLWU2NzctNDA1OS1iMzljLTc5MWJlOWIoNjhNOLpCWVmMTBmZjQxLTJlNGEtNGM4NSo5YTUwLWE4ZGFjZTkzYTOwNwloCTEoNDkJZwkxMzUJbAk4ODQJbmUJaXYJbmYJaXYJZQljawlhCTcoMQlvCQlmCWWhodHA6Ly93d3cuY29tbWVyY2lhbGFwcGVhbC5jb20vc3BvcnRzL3RpZ2Vycy9mb29oYmFsbC9tZW1waGlzLXRpZ2VyLXRpZ2hoLWVuZC1hbGFuLWNyb3NzLWFkZHMtdG8tcmVjb3JkLWhhdWxfMDYwNzM3Njc&fwd=http%3A%2F%2Fwww.statravel.com%2Fwildcard-sweeps.htm%3Futm_campaign%3Dwildcard-visitbritain-Astro%26utm_source%3DDistroscale%26utm_medium%3DDisplay%26utm_content%3DAs)

Geoff Calkins: Small Tank, big plays

POSTED: 12:32 PM, Sep 25, 2014

UPDATED: 45 mins ago

TAG: [geoff calkins \(/topic/geoff+calkins\)](#) | [football \(/topic/football\)](#) | [sec \(/topic/sec\)](#) | [ole miss \(/topic/ole+miss\)](#)

Justin Fuente liked the film. It was impossible not to like the film.

“He was explosive,” he said. “You couldn’t miss that.”

Fuente had just taken the job as the Memphis football coach. He didn’t have time to build recruiting relationships. Someone had mentioned Bronterrious “Tank” Jakes, a linebacker at Holmes Junior College.

So Memphis brought him in for a visit, which is when things nearly went off the rails.

“It was kind of a weird deal,” said Fuente. “He walked in the room, and you were like, ‘Golly.’”

As in, golly, that kid is small.

“He is not an imposing looking guy,” said Fuente.

Can you really win games with a 5-11 inside linebacker?

“The situation we were in, we just needed people,” said Fuente, “That’s where we were at the time.”

So Memphis offered Jakes a scholarship. Out of desperation, as much as anything else. Indeed, looking back, Fuente can’t say he would have offered Jakes a scholarship any year but that first year.

“I don’t know that,” Fuente said, “but I’m glad we’ve got him now.”

A different way to build

You want to know the difference between Memphis and Ole Miss?

Look at their defensive stars. A quick glance will do it. You’ll notice the difference as soon as they step on the field.

For Ole Miss, it’s Robert Nkemdiche, a 6-4, 280-pound package of speed and power who will become a millionaire the moment he declares for the NFL draft.

For Memphis, it’s Tank Jakes, a 5-11, 227-pound linebacker who looks like a really stubby defensive back.

Nkemdiche was a 5-star prospect coming out of high school. Jakes was a 2-star prospect coming out of high school and then junior college.

Nkemdiche was the No. 1 high school player in the entire country. Jakes was second-team Phenix City, Alabama.

Nkemdiche is projected to be a top-five player in the 2015 NFL draft. Jakes is projected to put his Memphis education to good use.

“I’m not as big as some people,” said Jakes, “so I have to play with even more heart.”

But how do you measure that, especially in a prospect? How is a coach like Fuente supposed to know that in advance? It’s one of the things that makes the Memphis job different from Ole Miss.

Freeze has rebuilt Ole Miss with otherworldly prospects. Everywhere you look, there are four- or five-star future pros. Laquon Treadwell at receiver. Tony Conner and Cody Prewitt in the defensive backfield. Laremy Tunsil on the offensive line.

By contrast, Fuente has rebuilt Memphis with the imperfect and the overlooked, with players who are a little too short or a little too slow. Indeed, if you were to go strictly by the recruiting rankings — and this is all the proof you need that you shouldn’t — Fuente has done worse than either of his predecessors.

According to Rivals.com, Memphis had the 89th-ranked recruiting class in 2014, the 90th-ranked recruiting class in 2013 and the 72nd-ranked recruiting class in 2012. The three years before Fuente, Memphis was ranked 66th, 57th and 67th.

So why is Memphis so much better this year? Because Fuente seems to be able to find and develop recruits who can actually play. He found Paxton Lynch, a three-star quarterback, in Florida. He found Jackson Dillon, a three-star linebacker, in small-town Oklahoma. And he found Jakes, a two-star linebacker, because of that film.

“The film sells itself,” said Memphis linebacker coach Galen Scott. “He’ll strike you, that’s what I saw. When you see the film and you see him making plays on the film, you can’t deny that.”

Then Jakes arrived on campus to begin working out. He was woefully out of shape.

“He was terrible,” said Fuente. “When we started out in conditioning, we’d go out and run and he’d fall behind.”

So, in his first class, Fuente had recruited an undersized, out-of-shape junior college linebacker?

“It was bad,” said Fuente. “Until we put the pads on. Then, right way, he flashed.”

Jakes is one of those rare players who just understands where he is supposed to be, who knows instinctively how a play will unfold, and who has an innate knack for getting himself in a position to blow it up.

Last season, Jakes split time with senior Anthony Brown. He still led the team with individual tackles. This year, with Brown gone, Jakes is putting on a show.

He had one of the all-time sensational games against Middle Tennessee, finishing with seven tackles, three tackles for a loss, two sacks, a safety, an interception and a forced fumble that was returned for a touchdown.

“When I saw that, I was, like, ‘Oh my goodness,’” said Scott. “That’s ridiculous.”

But now comes another challenge, Saturday’s game at Ole Miss. In case you’re wondering, no, Freeze did not recruit Jakes.

“He called me a couple times,” said Jakes.

But he didn’t offer a scholarship?

“No,” said Jakes. “But that’s OK.”

It’s OK because he’s found a home at Memphis, because he’s found a place to fit and thrive. Jakes may not have the natural gifts of Nkemdiche, but on the field, the two players are alike in the way it counts.

“You can see that they’re both heady, tough, good football players,” said Fuente. “It’s just that one is 6-4, 280 pounds, and the other is Tank.”

Copyright 2014 Scripps Media, Inc. All rights reserved. This material may not be published, broadcast, rewritten, or redistributed.

ANOTHER STORY OF INTEREST SPONSORED BY 

Astronautalis' Visit Britain WildCard Adventure

This summer, [we were all about Britain](http://c.jsrdn.com/i/1.gif?r=5cdi&k=ZA11cy1YXNoLTFiCWgJaS1mMmNINzMXyWl1CWFkYTk1ZWEhLTA5MjUtNDdmOC1iZGQ1LTY3ZjgwNGM1MTU3ZA12CWM2NjE3YzgzLTkoY2EtNDUyNy04OGYoLTY1OTlmOGVhYmM5YwlpCTM3Y2MyMjcyLWEzZmZyTNGIoMiiOTRILTFiYzZkZTkWYjhjMaloCTEoNTAJZwKxMzUJbAk4ODOJbmUJaXYJbmYJaXYJZQJjawlhCTI3MDgJbwkJZglodHRwOi8vd3d3LmNvbW1lcmNpYWxhcHBIYWwY29tL3NwbWwv) (<http://c.jsrdn.com/i/1.gif?r=5cdi&k=ZA11cy1YXNoLTFiCWgJaS1mMmNINzMXyWl1CWFkYTk1ZWEhLTA5MjUtNDdmOC1iZGQ1LTY3ZjgwNGM1MTU3ZA12CWM2NjE3YzgzLTkoY2EtNDUyNy04OGYoLTY1OTlmOGVhYmM5YwlpCTM3Y2MyMjcyLWEzZmZyTNGIoMiiOTRILTFiYzZkZTkWYjhjMaloCTEoNTAJZwKxMzUJbAk4ODOJbmUJaXYJbmYJaXYJZQJjawlhCTI3MDgJbwkJZglodHRwOi8vd3d3LmNvbW1lcmNpYWxhcHBIYWwY29tL3NwbWwv>)

<http://c.jsrdn.com/i/1.gif?r=5cdi&k=ZA11cy1YXNoLTFiCWgJaS1mMmNINzMXyWl1CWFkYTk1ZWEhLTA5MjUtNDdmOC1iZGQ1LTY3ZjgwNGM1MTU3ZA12CWM2NjE3YzgzLTkoY2EtNDUyNy04OGYoLTY1OTlmOGVhYmM5YwlpCTM3Y2MyMjcyLWEzZmZyTNGIoMiiOTRILTFiYzZkZTkWYjhjMaloCTEoNTAJZwKxMzUJbAk4ODOJbmUJaXYJbmYJaXYJZQJjawlhCTI3MDgJbwkJZglodHRwOi8vd3d3LmNvbW1lcmNpYWxhcHBIYWwY29tL3NwbWwv>

Memphis Tiger receivers are catching on

BY: Phil Stukenborg

POSTED: 6:56 PM, Sep 25, 2014

UPDATED: 7:26 PM, Sep 25, 2014

TAG: [football \(/topic/football\)](#)

There has been, as University of Memphis coach Justin Fuente has reminded those following his program, no superstar at wideout for this team this season. And there'll be no U of M All-America candidate at receiver when the Tigers play at 10th-ranked Ole Miss on Saturday.

That distinction — preseason All-American — will rest on the broad shoulders of 6-2, 229-pound Rebels sophomore Laquon Treadwell, the top returning receiver (72 receptions in 2013) in the Southeastern Conference and a Biletnikoff Award watch list member.

While the Tigers (2-1) have had their share of marquee players at the position through the years — Earnest Gray, Isaac Bruce, Russell Copeland, Duke Calhoun — the group they'll take to Oxford for the 6:30 p.m. kickoff will be a share-the-workload collection.

Senior Keiwone Malone, all of 155 pounds, leads the Tigers with 15 catches for 201 yards, and junior Mose Frazier has 11 receptions for 109 yards. In last weekend's 36-17 win over Middle Tennessee, quarterback Paxton Lynch completed passes to nine different receivers.

“I think we've had 12 different guys catch passes this season,” said offensive coordinator Darrell Dickey. “And I think that's a good thing.”

Dickey, a former North Texas head coach, said he favors such a wide distribution among the receivers. There's no one wideout for opposing defenses to key on.

Despite its lack of all-conference candidates, it's a receiving corps that is making an impact. The pass drops, so evident a year ago, have been reduced. Key receptions have increased.

“It's been better,” Tiger coach Justin Fuente said. “I think we've been able to hold guys more accountable because the number of guys we have who can play has increased, which has helped in practice, which has helped a lot of things.”

In the win over MTSU, a walk-on freshman from New Jersey — 6-3, 200-pound Phil Mayhue — caught two third-down passes for first downs to extend scoring drives. A first-half reception of 12 yards came on third-and-10 from the MTSU 47. Frazier had a six-yard pickup on a third-and-five play. The catch extended a drive that ended with a fourth-quarter touchdown that gave the Tigers a commanding 29-10 lead.

Mayhue's development, along with his size, has been a boost to the position. Dickey said the staff recognized Mayhue's skills from the outset of preseason camp. He got an extended look when Malone's camp participation was delayed by his gradual recovery from a broken foot suffered in the spring game.

"(Mayhue) didn't really have a bad day during two-a-days," Dickey said. "Some guys were out (with injury) and all of a sudden you look up and he's running with the first group."

Mayhue made his first start against MTSU and finished with three catches for 25 yards.

"I think Phillip is moving his way to an every-down receiver," Fuente said. "We played him quite a bit last weekend and as he continues to get more comfortable he'll play more and more and more."

Fuente has been impressed by Mayhue's demeanor. Mayhue doesn't say much. He works hard and does what he is asked. Fuente said the staff moved him from one outside receiver position to the other in camp, a change that initially slowed his progress.

"It makes you made at yourself by not (putting him in the proper position) at the start of camp," Fuente said. "By the time he got all (the responsibilities) of the first position down, we switched him. But he's built himself back up."

Through three games, Tiger receivers have caught 52 passes but only one for a touchdown. Tight end Alan Cross leads with three touchdown receptions.

Lynch said an intense offseason working with his receivers is being rewarded. Mistakes have been limited.

"Last year we had a few drops, but this year, in the summer, we worked a lot on timing and throwing-and-catching a lot," Lynch said. "I think that helped. They've been going up and making plays whenever the ball hasn't been where it's supposed to be. They're playing really

Tiger receiver Adrian Henderson overcomes setbacks

BY: Phil Stukenborg

POSTED: 8:25 PM, Oct 8, 2014

UPDATED: 33 mins ago

TAG: [football \(/topic/football\)](#)

Adrian Henderson doesn't hesitate.

When prompted to recount the rash of nagging injuries that have, at times, put his career on hold, the University of Memphis senior receiver flashes through them like a quarterback going through his progressions.

Coming out of Trinity Valley (Texas) Community College in December 2012, Henderson, from Belton, Texas, was diagnosed with torn quadriceps. When he arrived at the U of M a month later, he reinjured his quadriceps.

Shortly after that injury healed, he tore a hamstring. After making just three catches in seven games, with one start, last fall, he missed the final four games because of the hamstring.

Two weeks into this year's preseason camp, he reaggravated his hamstring, forcing him to miss the opener against Austin Peay (a 63-0 Tiger win) and the team's road opener at nationally ranked UCLA (a 42-35 loss).

"At that point, the thought went through my mind: 'What is going on?' but I tried to keep my faith," Henderson said. "I realized it was something bigger than me going on.

"I had teammates and coaches come up to me and encourage me to stay (committed) to my rehab work. They made sure I continued to catch passes, even though I couldn't run."

He made his season debut in the 36-17 victory over Middle Tennessee but did not have a reception.

"I was just excited to get back on the field," Henderson said.

Henderson played roughly 10 snaps against MTSU. He had his first catch of the season in the loss at No. 10 Ole Miss and last weekend, against American Athletic Conference preseason favorite Cincinnati, his patience and persistence were rewarded. In his breakout game, Henderson had three catches for 77 yards — both career highs — and a touchdown, his first, in a 41-14 Tiger win.

Henderson's 29-yard TD reception early in the first quarter gave the Tigers a 14-7 lead. Memphis never trailed again.

"That was definitely a special moment and it was definitely a little overwhelming," Henderson said. "And when I crossed the goal line it felt like a long time coming.

"I was just glad to get out there and contribute. There was a time when I wanted to drop my head, but I remember thinking: 'It's not time to do that; it's my senior year. I've got to do everything I can to get back on the field.' "

In his final year at Belton High, Henderson caught 59 passes for 911 yards and 13 touchdowns. He caught 41 additional passes at Trinity Valley. In his U of M career, he's been limited to seven catches, but his teammates understand how valuable he could have been ... and could be.

"When he's healthy, he's great," said receiver Mose Frazier. "He goes hard every play. He has great hands, he runs great routes, he's physical."

Henderson was part of a receiving corps that had three players with 60 or more yards against Cincinnati. Henderson's 77 yards led the group. Offensive coordinator Darrell Dickey said Henderson "adds another weapon" to the position.

"He's an incredible worker, he's highly intelligent; he just hasn't been healthy," Tiger coach Justin Fuente said. "I know he's been frustrated trying to get healthy and stay healthy. He would have been playing the whole time if he hadn't been beat up."

Frazier said what he appreciates about Henderson has been his determination.

"Honestly, it was one of the hardest things I've ever had to deal with in my life, period," Henderson said. "You work so hard to get to the point where you get a scholarship and an opportunity to contribute to a team and then something happens. I was turning things around

Geoff Calkins: For Tigers' Sam Craft, home is where the heart is

BY: Geoff Calkins

POSTED: 4:43 PM, Oct 9, 2014

UPDATED: 7:21 PM, Oct 9, 2014

Memphis coach Justin Fuente went to Sam Craft last week and asked him a question.

“Are you tough enough to play tailback this week?”

Doroland Dorceus had been lost for the season with an injury. Brandon Hayes was still banged up. So that left Craft, a high school quarterback who had turned into a college wide receiver. Could Craft step in and carry the ball?

“Yes, sir,” is how Craft answered Fuente, which is what anyone who has spent any time around Craft knew he’d say. Of course he was tough enough to play tailback. Of course he’d do whatever the coach said needed to be done.

This is a kid who didn’t take a single recruiting visit outside of Memphis. This is a kid who tells everyone he wanted to play at Memphis “my whole life.”

If Fuente needed Craft to be a running back, he’d be a running back.

“But to be honest,” Craft said, after the game was done, “I didn’t have any idea I’d carry it 38 times.”

TRUE BLUE

A small story about Sam Craft and Memphis: When he was starting to think about where to go to college, the Tigers were a joke. So you might have figured Craft would have been discouraged by all the losing. You might have figured it would have motivated him to look somewhere else.

[\(http://www.tremorvideo.com/contact/privacy/\)](http://www.tremorvideo.com/contact/privacy/)

“It was just the opposite,” he said. “It made me want to be here more just to help the school.”

That’s how much Craft loves Memphis. He loves it as much or more than any fan.

“A lot of people don’t understand how much I love the school and how much I love the city,” he said. “I practically grew up on the campus.”

Craft’s father, Ray, played at Memphis. Then he joined the university police force. So the Elma Roane Field House became Sam’s childhood playground, the South Campus became his big back yard.

“I used to get autographs at fan day,” said Craft. “I went to pretty much all the home games.”

When Craft emerged as a high school star and the college recruiters started coming around, Craft waved them all off.

“I just had to be honest with myself,” said Craft. “I knew where I wanted to be.”

For Fuente, recruiting Craft had to be a welcome change. It’s funny how it works in this city. If you’re a talented high school basketball player, the assumption is that you’ll play college ball at Memphis. And you’ve got some explaining to do if you want to leave. But if you’re a talented high school football player, the assumption is that you’ll go somewhere other than Memphis. And you’ve got some explaining to do if you want to stay.

“Sam is at the University of Memphis for all the right reasons,” said Fuente. “Sam chose this university early, and he had many, many opportunities, and he came here because this is where he wanted to live, these are the people he wanted to represent, this is the program he wanted to play for and this is where he wanted to go to school. In all my years I don’t think I’ve ever had as good a player be as humble a recruit as Sam. He really was wise beyond his years in terms of making a decision for all the reasons that are truly important to him.”

So now you see why Craft agreed to play tailback against Cincinnati, don’t you? He’s a guy who really will do anything for the team. And by the team, he means this particular team, these Tigers whom he loves.

“To me, it was an opportunity to have more of an impact in the game,” said Craft. “It just worked out that I carried it 38 times.”

Indeed, Fuente had a plan to shuffle running backs. But when Craft deftly picked up a blitz on a touchdown pass from Paxton Lynch to Adrian Henderson, it gave the coach confidence he could trust Craft to be an every-down back. By the end of the night, Craft had those 38 carries for 170 yards and a touchdown.

“It was a good hurt,” Craft said. “But the best part is that we won.”

With the win, the Tigers moved to 3-2 on the season. They’re considered a threat to win the league. The team that was such a joke when Craft was being recruited is now getting votes in the Top 25. And when Craft runs into the Liberty Bowl for Saturday’s game against Houston, he’ll look up and see another 40,000-plus in the stands.

“It’s exactly what I imagined when I decided to go to Memphis,” said Craft. “Now it’s coming true.”

Copyright 2014 Scripps Media, Inc. All rights reserved. This material may not be published, broadcast, rewritten, or redistributed.

Memphis using its depth to survive injury bug

BY: Phil Stukenborg

POSTED: 5:29 PM, Oct 29, 2014

TAG: [football \(/topic/football\)](#)

As the University of Memphis program has gradually shed its reputation as one of the bottom feeders in college football, there has been a steady accumulation of talent not seen at the U of M since the DeAngelo Williams-Danny Wimprine Era a decade ago.

And where it has been apparent is in the quick replacement of top-tier performers.

When starting senior linebacker Ryan Coleman injured his shoulder in the preseason and missed the first few weeks of the season, Wynton McManis took over. McManis led the team in tackles in a 36-17 victory over Middle Tennessee.

When preseason first-team American Athletic Conference defensive end Martin Ifedi was injured in the opener and missed the next four games, Latarius Brady and Ricky Hunter filled in admirably.

When top running back Doroland Dorceus was lost for the season in late September to a severe knee injury, Sam Craft moved into Dorceus's spot a week later and rushed for 170 yards in a lopsided league win at Cincinnati. Starting running back Brandon Hayes also missed the Cincinnati game with an injury.

And when Craft was sidelined by an injury before the SMU game, freshman running back Jarvis Cooper got additional work and responded with 93 yards and two touchdowns in a 48-10 win.

"You are going to lose people in a 12-game season and against the quality people we've played you are going to get beat up," coach Justin Fuente said. "That's when you need your depth to step up."

The Tigers (4-3 overall, 2-1 AAC) are relatively healthy as they enter Friday night's league game against Tulsa at Liberty Bowl Memorial Stadium, but they may have to play another game without Craft, who did not practice this week. The development of Cooper, a bruising but surprisingly nimble 6-1 and 250 pounds, will allow Craft as much time as he needs to recover.

"We have so many playmakers that when someone goes down others step up," said Hayes, who rushed for 101 yards in the win at SMU. "We have depth at every position, as well as at receiver, and on the offensive line. I think we had 10 offensive linemen rotate (against SMU)."

It was a slow recovery from a broken foot suffered in the spring by receiver Keiwone Malone that gave true freshman Phil Mayhue a chance to develop at a faster pace. Mayhue excelled in the preseason and had a breakout game at SMU with two catches for 96 yards, including a 54-yard touchdown reception that ignited the U of M offense.

"We have depth everywhere on the field," said quarterback Paxton Lynch. "And coach Fuente does a good job (developing the younger players) during camp and during bye weeks."

The team's defensive depth will be challenged — at least in the first half — by the absence of linebacker Tank Jakes. Jakes was penalized at SMU for targeting, an infraction that led to his ejection from the game early in the second half. Jakes will be required to miss the first half Friday, likely giving true freshman Noah Robinson a start in Jake's vacated spot.

Defensive coordinator Barry Odom said the manner in which Fuente conducts practices creates quality depth.

"Guys are battle tested at this point in the season," Odom said. "They've been in games, in the heat of games. I think a lot of (younger players' success) goes back to the way coach Fuente runs practices and the toughness factor (he demands) to allow those players to compete in games a little bit quicker than at other places.

"At the end of the day you are only as good as your (backups). All those guys are a snap away from being 'The Guy.' And the way we set it up, the 2s get almost as many reps as the 1s."

Copyright 2014 Memphis Commercial Appeal. All rights reserved. This material may not be published, broadcast, rewritten or redistributed.

Tiger tackle Al Bond making the grade

BY: Phil Stukenborg

POSTED: 7:40 PM, Nov 4, 2014

UPDATED: 7:52 PM, Nov 4, 2014

TAG: [football \(/topic/football\)](#)

Al Bond smiles when asked to discuss how difficult University of Memphis offensive line coach Vance Vice grades the Tigers' offensive linemen.

"He's pretty tough," said Bond, in his fourth season as a starter and his third season under Vice. "A good score is 80 and above."

And that's what makes him proud of some of his recent grades, including an 88 at Cincinnati in a 41-14 American Athletic Conference victory last month and an 82 last week in a 40-20 AAC win over Tulsa.

Bond, who attended Southwind High, has started every game this season at right tackle and is expected at the same spot Friday night at Lincoln Financial Field in Philadelphia when the Tigers (5-3, 3-1 AAC) play Temple (5-3, 3-2).

Head coach Justin Fuente said Bond is among those Tiger veterans who have helped change the culture of the program. The U of M hadn't won five games in a season since 2008.

"There are several guys not here who chose not to change (to help resurrect the program)," Fuente said. "They are not here. Players like Al and (running back) Brandon Hayes have a lot of sweat equity invested in this thing. They want to see it do well."

Fuente, whose team is a win away from becoming bowl eligible, never doubted Bond's desire to be part of a turnaround. And if Fuente did, it was erased during the fall of 2013. Bond played every snap of the team's final four games and 734 of 799 overall last season. And he competed despite battling a nagging back injury.

"He played last season beat up and didn't say anything," Fuente said. "He didn't play as well as he had been playing, but he was beat up."

"Nobody really knew (about his injury) until after the season. That's just the way he is. He's tough."

Vice said Bond "is one I can always trust."

"I have a level of (comfort) having him in the game," Vice said. "Obviously, he has played more snaps than anyone else this year and that's because of the comfort level I have. He's been in a bunch of battles."

HOUSTON ON THE RISE behind QB Ward

The play of dual-threat quarterback Greg Ward Jr. has Houston among a fivesome atop the AAC standings.

Since Ward was installed as the Cougars' QB, Houston has won three straight.

The defense also has stepped up, allowing 10 or fewer points in two of those games. The Cougars beat USF, 27-3, last weekend at Tampa, Florida.

"It goes without saying our defense is very confident and playing very well," Houston coach Tony Levine said. "Holding (USF) to only three points was outstanding."

"We have improved dramatically from 2012 to 2013 and even more to 2014 (defensively). That's what defense is about: holding teams out of the end zone. And we've been tackling well."

Houston ranks first in the conference in scoring defense (16.0 points per game), first in pass defense (173 yards per game, with a league-low six TD passes) and second in total defense (314.4 yards per game).

MUNCHIE SUPPLANTS GUNNER in Cincinnati

Two of the best first names in the conference will be switching roles this week. Cincinnati coach Tommy Tuberville said former starter Munchie Legaux will move into the Bearcats' starting quarterback slot in place of Gunner Kiel, who has been battling bruised ribs since early in the season.

In last week's 38-14 win at Tulane, Legaux relieved Kiel and completed 16 of 24 passes for 211 yards and three touchdowns. Tuberville said Legaux will start the Bearcats' next game, Nov. 13 at home against East Carolina.

"We did start Gunner (at Tulane) and that was probably a mistake," Tuberville said. "Gunner wasn't ready to play."

Memphis RB Brandon Hayes runs from obscurity into school history

BY: Phil Stukenborg

POSTED: 4:58 PM, Nov 5, 2014

UPDATED: 6:44 PM, Nov 5, 2014

TAG: [football \(/topic/football\)](#)

When University of Memphis running back Brandon Hayes was granted a sixth year of eligibility by the NCAA following last season, coach Justin Fuente praised the ruling and the depth it created in his backfield.

But the NCAA's decision carried a caveat for Hayes.

"We had to have a talk before he was thinking about coming back," Fuente said. "I had to let him know (promising sophomores) Doroland Dorceus and Sam Craft were going to get some carries. Also, we signed (Jarvis Cooper) a 250-pound (running back) from West Memphis.

"I told Brandon, 'We want you here, but I want you to understand I'm not interested in you sulking when those guys are carrying the ball.' Brandon never once batted an eye at that."

Fuente said he explained to Hayes that he wasn't intimidating Dorceus, Craft or Cooper "were going to beat him out" of a starting position, but emphasized the running back workload was going to be shared.

"I told him it was going to take all of them to get it done," Fuente said. "I told him he needed to understand that. His response was, 'No problem, coach, whatever it takes.' "

When the Tigers (5-3) play an American Athletic Conference game at Temple (5-3) Friday night at Philadelphia, Hayes will sprint onto Lincoln Financial Field as the U of M's leading rusher and one of the league's top backs. Monday, he was named the conference's offensive player of the week following his 199-yard, three-touchdown effort in a 40-20 win over Tulsa.

A recent addition to the program's Top 10 Rushers Club, Hayes, who played prep football at White Station High, enters Friday's game with 1,967 yards to rank ninth in school history. Not bad for a former walk-on.

He cracked the Top 10 list with a 101-yard effort in the team's 48-10 win at SMU two weeks ago and followed with his career-high output in the U of M's victory a week ago against Tulsa. He needs four yards to surpass Terdell Middleton for eighth place and 228 to move ahead of Larry Porter into seventh place.

"I'm just trying to leave my mark here at the University of Memphis," Hayes said. "I still have four more games and, hopefully, a bowl game."

Hayes has mostly sidestepped a rash of injuries at the position this fall. Dorceus suffered a season-ending torn ACL in the 24-3 loss at Ole Miss in late September and Craft sustained a collarbone injury in a 28-24 loss to Houston in mid-October. Craft is expected back before the regular-season ends.

Although Hayes was injured at Ole Miss, too, he only missed the team's next game — the league opener at Cincinnati. He was cleared to play against the Bearcats, but coaches chose to be cautious.

His maturity, reliability and recent big-play ability have helped the Tigers reach the verge of postseason eligibility. He had a 51-yard touchdown run in the closing seconds of the first half against Tulsa to give the Tigers the momentum and halftime lead.

"Last week we needed a big game out of him and he gave us one," said Tiger offensive coordinator and running backs coach Darrell Dickey. "We sputtered a little bit at times and fell behind and he gave us a few big plays when we needed them."

His production the past two weeks — which includes four touchdowns — has moved him to second in the conference in rushing at 75.9 yards per game.

"I'm in a great place, physically and mentally, and we as a team are in a great position," Hayes said. "We have a lot of football left, but it definitely feels good to be on the track we're on."

Fuente often has told the story of not knowing who Hayes was when he took over as U of M coach in 2012. But Hayes quickly commanded his attention.

“He was practicing with us in two-a-days and we weren’t very good at running back,” Fuente said. “But he was there every day and he kept doing the right thing, he kept working and working and working.”

“Some other guys didn’t want to work hard. They didn’t want to do things the right way. Before you knew it, Brandon was at the front of the line. He’s done a heck of a job for us. Sometimes you just get lucky. The right people come along at the right time to help you change cultures, work ethics and attitudes.”

Tigers vs. Temple

When, where: Friday, 6:30 p.m. CST, Lincoln Financial Field, Philadelphia

TV, radio: ESPNU, WREC-AM 600

Copyright 2014 Scripps Media, Inc. All rights reserved. This material may not be published, broadcast, rewritten, or redistributed.

WEEKLY ADS AT SHOPSMART

Big Lots

Big Savings!

Expires this Saturday

Staples

See the newest tech!

3 Days Left

Macy's

Specials Storewide!

This Week Only

Elliott helps boot U of M into bowl picture

BY: Phil Stukenborg

POSTED: 9:40 PM, Nov 11, 2014

UPDATED: 10:00 PM, Nov 11, 2014

TAG: [football \(/topic/football\)](#)

There were some who were concerned when University of Memphis kicker Jake Elliott misfired on roughly half of his attempts earlier this season.

Tiger coach Justin Fuente wasn't one of them.

During the first half of the season, Elliott was 6-of-11, but three of his misses were from 50 or more yards and another, from 44 yards, was into a whipping wind against Houston. Fuente's faith in the sophomore from Western Springs, Illinois, never wavered and Elliott has rewarded that confidence the past two weeks.

In a 40-20 American Athletic Conference win over Tulsa two weeks ago at Liberty Bowl Memorial Stadium, Elliott was 4-of-5, including kicks of 51 and 53 yards. The 53-yarder tied for the second-longest in program history.

And in last week's 16-13 win at Temple, Elliott went 3-of-4, including a game-winner from 31 yards as time expired. For his efforts, Elliott repeated as AAC Special Teams Player of the Week.

"I know he missed a couple early in the season, but they were awfully long attempts," Fuente said. "We have confidence in him.

"He's always stayed the course. He had a successful freshman year and I never once felt he was relaxing, or slacking, or not taking his job serious. I kind of keep an eye out for those things."

Elliott leads the conference in scoring with 81 points (15 field goals, 36 extra points) and averages a league-leading 1.67 field goals per game.

As a freshman, Elliott connected on 16 of 18 attempts and made each of his 24 point-after tries. A semifinalist for the Lou Groza Award, given annually to the nation's top kicker, Elliott made a 56-yard field goal at South Florida last year to set a school record.

His 31-yarder at Temple was the first last-second, game-winning kick of his college career.

"The last time I did that I was a junior in high school," said Elliott, who was not highly recruited by Football Bowl Subdivision programs. "I've been in the situation before (during successive weeks playing at Lyons Township High), but it's a little different at the college level."

The kick clinched a postseason spot for the Tigers (6-3) with three games left to play in the regular season and made them bowl eligible for the first time since 2008.

"It's incredible to be bowl eligible," Elliott said. "Each week we talk about being 1-0 (that particular week) and we did it again at Temple. But winning (a sixth game) was special. It's an incredible feeling and it was a great atmosphere in the locker room."

Elliott needs only three points to move into the top 10 on the school's career points list. He has 153 points, two fewer than Rusty Bennett (1977-80).

"He's a mentally tough kid, he's a true competitor," Fuente said. "And the way he goes about his business gives confidence to other people."

bonus time

Success brings bonus pay and a review of Tiger coach Justin Fuente's contract — which pays him about \$1 million annually — reveals he could earn substantial additional money if the U of M's on-the-field success continues.

By winning the sixth game Friday at Temple, Fuente earned a \$75,000 bonus, one that could grow to \$135,000 if the U of M wins its final three regular-season games and a bowl game. Fuente gains an additional \$50,000 for the Tigers getting a bowl invitation.

Also, if the Tigers win, or finish in a tie for, the AAC regular-season title, Fuente earns \$30,000. Such a finish likely would bestow upon him AAC Coach of the Year honors and an additional \$20,000.

AAC GAME OF THE WEEK

Thursday's East Carolina at Cincinnati game may prove to be an AAC title elimination game.

Tiger 6-7 QB Lynch growing into position

BY: Phil Stukenborg

POSTED: 9:02 PM, Nov 18, 2014

UPDATED: 9:08 PM, Nov 18, 2014

TAG: [football \(/topic/football\)](#)

He has quietly, and unassumingly, been a key component to the University of Memphis football team's rise to the top of the American Athletic Conference football standings.

Paxton Lynch, the U of M's 6-7 quarterback in his second year as a starter, has sidestepped attention for his recent steady play. Instead, he has been quick to toss the spotlight to teammates, who he feels deserve equal credit.

The Tigers, who play host to South Florida Saturday at Liberty Bowl Memorial Stadium, have won four straight to move to 5-1 in league play and place themselves in position for an AAC title. During the winning streak Lynch has been a model of efficiency, completing 70-of-107 passes (65.4 percent) for 898 yards and three touchdowns with no interceptions. He also has carried 27 times for 66 yards and two touchdowns.

"It's not just me," he said. "We have a chance to do something big, so everyone wants to do that little extra."

Through 10 games, Lynch ranks third in the conference in pass efficiency (12 touchdowns, six interceptions, a 137.2 rating) and fourth in passing (229.9 yards per game). His eight rushing TDs are tied for the league lead.

"I think he's heading in the right direction," Tiger coach Justin Fuente said. "At times he's done a really good job. But it's a process. He's growing up and the guys around him are growing up with him."

Lynch's direction of a late fourth-quarter drive — a perfectly managed two-minute drill — led to a last-second game-winning field goal by Jake Elliott two weeks ago at Temple, a victory that made the U of M bowl eligible.

And in last weekend's 38-7 win at Tulane, Lynch tossed a key 38-yard touchdown pass to Frazier early in the third quarter when the U of M was clinging to a 10-0 lead. The TD ignited a 21-point in the quarter to put the game out of reach.

"We're excited about where we are, but we are just keeping our heads about us," Lynch said. "We're taking it one week at a time like we have been. Coach Fuente has done a good job of coaching of us up and (reminding us) to not get ahead. All that matters is the game this week."

SMU loses again

Winless SMU had its best opportunity to snap a 10-game losing streak stretching over two seasons, but South Florida spoiled those hopes.

USF rallied from a 13-0 deficit in the final 9:45 to win, 14-13. The Bulls scored on a fourth-and-goal touchdown pass from the SMU 4 with four seconds remaining. Backup quarterback Mike White came in to throw for 102 yards and two touchdowns in two series, including the game-tying TD to Andre Davis.

"I thought Mike came in and operated our two-minute offense really well," USF coach Willie Taggart said. "He came down and made the right reads and got it to the right guy."

Taggart started true freshman Quinton Flowers, but brought in White — who started the team's first eight games — with the offense sputtering.

"Mike asked me all week what it was going to take to get his job back and I told him he's got to go out and compete," Taggart said. "I told him to be ready for when that time comes. He took that to heart."

ON THE HOTTEST SEAT

Tulsa fourth-year coach Bill Blankenship, whose team is 2-8 overall and 2-4 in the AAC, is struggling in the school's first season in a new league. And it doesn't appear as if the next two games will provide any relief.

Tulsa closes with games at Houston Saturday and against early season league leader East Carolina next weekend. The Golden Hurricane is a double-digit underdog Saturday and likely a double-digit underdog at home Nov. 28 against ECU.

Blankenship won 19 games in his first two seasons, including an 11-win season in 2012 when the team defeated Iowa State in the AutoZone Liberty Bowl. If Tulsa loses its final two, it will be 5-19 the past two seasons.

Geoff Calkins: This team is really a team

BY: [Geoff Calkins \(mailto:calkins@commercialappeal.com\)](mailto:calkins@commercialappeal.com)

POSTED: 9:03 PM, Nov 22, 2014

UPDATED: 5 hours ago

The last really good Memphis football team was DeAngelo's team. That's how everyone remembers the era. That was the clear identity.

But this team? This team that [defeated South Florida \(http://www.commercialappeal.com/sports/tigers/football/tigers-stop-south-florida-to-close-on-aac-title_89001542\)](http://www.commercialappeal.com/sports/tigers/football/tigers-stop-south-florida-to-close-on-aac-title_89001542) at the Liberty Bowl Saturday, 31-20? This team that has won eight games with one regular-season game and a bowl game yet to go?

How will this team be remembered? Where do you even start?

Is it Paxton Lynch's team? He's the quarterback whom so many people wanted to bench last year, who has turned into everything Memphis fans ever hoped he could be.

Is it Brandon Hayes' team? He's the running back who hung around for six years — six years! — to be a part of something like this.

Is it Bobby McCain's team? He's the defensive back who is always running back turnovers for touchdowns.

Is it Martin Ifedi's team? He's the lineman who just set the program's record for sacks.

Is it Tank Jakes' team? He's the undersized linebacker who seems to be in on every tackle.

Seriously, where do you begin? Except, maybe, by asking the man in charge of it all.

"In my opinion, this is the definition of a team," said head coach Justin Fuente. "You know, there is no superstar, really, on either side of the ball. There's some guys that have some good statistics, you know, the guys like Tank. But this group is selfless and has been — and the challenge will be to keep them — very focused on the things that are important to team. Teamwork, selflessness and trying to do things the right way."

Yeah, that's how you should remember this group.

And it's not sexy, plainly. It's not what modern America loves. Maybe that explains why fewer than 35,000 (34,635) showed up on a beautiful Saturday to watch the best Memphis football team in a decade, if not longer, stretch its winning streak to five straight games.

Fuente wisely wouldn't be drawn into grouching about the disappointing attendance. He took pains to thank "the ones who came." But there may be no football team in American more deserving of support right now than the one that makes its home in the Liberty Bowl.

The Tigers don't win with a bunch of five-star recruits. They don't win because they have vastly more talent than the other guys. They win because they work hard, and they bought into a vision, and they support one another, and they listen to their coaches and, yes, I realize this is the very definition of cliché. But it also happens to be true. And don't we pretend that these are the qualities we celebrate and hold dear? So then how come these aren't the qualities we support with our presence and our pocketbooks? How come the crowd was bigger for Middle Tennessee State?

Not that the Tigers let any of this slow them down, mind you. They went out and did what they always seem to do. There was Lynch, running for two touchdowns and passing for two more. There was Hayes, churning for another 189 yards. There was linebacker Jackson Dillon, blowing up a play and forcing a key fumble. There was punter Nick Jacobs, pinning South Florida at the 1.

Oh, and there were those Tigers, when it was all over, racing over to celebrate with the band. That's getting to be a regular thing, you know? Memphis will try and do it one more time, next week, when the University of Connecticut comes to town.

If the Tigers win that one, it'll be the first conference title since 1971. Which, come to think of it, is may be the best way this team could be remembered.

As champions.

To reach Geoff Calkins call 901-529-2364, or email calkins@commercialappeal.com (<http://calkins@commercialappeal.com>).

Tigers-USF notes: Lynch hitting stride

BY: Phil Stukenborg

POSTED: 8:35 PM, Nov 22, 2014

UPDATED: 8:45 PM, Nov 22, 2014

TAG: [football \(/topic/football\)](#)

In the midst of the University of Memphis football team's five-game winning streak and quest for an American Athletic Conference title, multiple playmakers, on both sides of the ball, have emerged.

None, however, has been more consistent during the past month than the U of M's 6-7 sophomore quarterback, Paxton Lynch.

In Saturday's 31-20 victory

(http://www.commercialappeal.com/sports/tigers/football/tigers-stop-south-florida-to-close-on-aac-title_89001542) over South Florida at Liberty Bowl Memorial Stadium, Lynch completed 18 of 23 passes for 232 yards and two touchdowns to add to an impressive streak. During the five-game stretch, Lynch has completed 88 of 130 passes (67.6 percent) for 1,130 yards and five touchdowns with no interceptions.

"Paxton is continuing to work better," Tiger coach Justin Fuente said. "The kid works hard at it. He really does.

"He learned some lessons. There have been a couple of games this year where he's worked harder during the week, from getting up early in the morning to getting extra time. If he continues to work at it, he'll continue to have opportunities to succeed."

Lynch said he's benefited from the team's philosophy of focusing on being 1-0 each week.

"That's causing me to focus on only what I have to do to attack (the next opponent)," Lynch said. "I feel like I've been taking care of the ball a lot more. After the loss to Houston — where I struggled and forced a lot of passes (with three interceptions) — coach came to me and challenged me to make the plays when they are there. And when they're not don't hurt the team."

Fuente said when the Tigers run the ball efficiently — as they did Saturday — most conclude Lynch played well. But he also gave Lynch credit.

“He still has a lot of work left to do, physically and mentally and maturity-wise,” Fuente said. “But he’s coming along and I think he feels better every time out.”

HAYES RUNS BY PORTER, GOWEN

With 189 yards against USF, senior running back Brandon Hayes passed two former Tigers — Larry Porter (1990-93) and Paul “Skeeter” Gowen (1969-71) — to move into sixth place on the school’s career rushing list. Hayes boosted his total to 2,276 yards.

“It’s great being in a position like that,” he said. “It’s great to be one of the top 10 rushers.”

If Hayes averages 80 yards in the team’s next two games — the regular-season finale against UConn and the bowl game — he’ll become the fifth player in school history to rush for 1,000 yards in a season. Hayes would join Dave Casinelli, Gerard Arnold, DeAngelo Williams (who did it three times) and Curtis Steele (who did it twice).

“Brandon’s story is not finished, and I hope ours isn’t either,” Fuente said. “He is what we would like to be known for: a blue-collar group of guys that works hard and plays hard.”

IFEDI SETS MARK

Ifedi’s fourth-quarter sack of USF’s Mike White gave him 22½ sacks for his career to set a U of M record. When asked afterward if he knew he’d set the mark, Ifedi smiled.

“I did know,” he said. “It was really special. My coaches knew it. My teammates knew it. And they came and celebrated with me because they knew how much it meant to me.”

Ifedi’s sack came on a second-and-14 play from the Memphis 45 and followed a sack by teammate Ricky Hunter.

“I’m awfully proud of Martin and what he’s been able to accomplish in his career,” Fuente said. “He’s been a really steady, good football player for us. He’s got great character and he’s been a great example for some of our young kids on how to prepare and how to work to be as good a football player as you can be.”

Geoff Calkins: Tigers earned every bit of glory

BY: [Geoff Calkins \(mailto:calkins@commercialappeal.com\)](mailto:calkins@commercialappeal.com)

POSTED: 10:28 PM, Nov 29, 2014

UPDATED: 12:52 AM, Nov 30, 2014

TAG: [geoff calkins \(/topic/geoff+calkins\)](/topic/geoff+calkins/) | [football \(/topic/football\)](/topic/football/)

It exploded over the heads of the celebrating players, in joyous clouds of blue and white.

Confetti.

When has the Memphis football program ever had occasion for confetti? When has it ever had occasion for that kind of extravagant, billowing happiness?

It has long been a program of tears and frustration. It has long been a program of shredded hopes and careers.

So it was almost surreal Saturday, as the Liberty Bowl sky turned a shimmering blue, as the commemorative T-shirts were handed to player after player, as the big gleaming trophy was carried to the stage.

Mike Aresco, commissioner of the American Athletic Conference, tried gamely to make the formal announcement.

“I want to congratulate the University of Memphis on winning,” he said, and the rest was drowned out by cheers.

But the commemorative T-shirts said Memphis won a championship. The trophy, the hugs, and the crying said that, too.

“We told you to wait for this year,” said Memphis linebacker Charles Harris.

New and updated Memphis football slogan: Wait until right now.

Memphis ended its 50th season of football at the Liberty Bowl by smashing the University of Connecticut, 41-10. With the victory, Memphis: 1) won its first conference championship since 1971, 2) won nine regular-season games for the first time since 1963, 3) won six games in a row for the first time since 1969, and 4) proved that, yes, indeed, it really is possible for this university to have a football program that is a source of joy, satisfaction and pride.

Until recently, people wondered about the last one. And not without considerable cause. From 2009-11 the Tigers were a staggering 5-31. Small wonder the calls to abandon football altogether became a sort of civic cliché.

And then head coach Justin Fuente arrived, preaching old-fashioned verities like hard work, patience, discipline and unselfishness. Isn't it remarkable how far those old-fashioned verities can still carry a team?

"Just go 1-0," said Fuente, before the opener against Austin Peay. He then said it every single week.

So the Tigers went 1-0 against Austin Peay, and 1-0 against Middle Tennessee State, and 1-0 against Cincinnati and, before long, all those 1-0's started to pile up.

Saturday, the players all wore bracelets that said "Complete the Mission," which is what they ultimately did.

Paxton Lynch threw four touchdown passes. Lynch, you will recall, is the quarterback Fuente refused to bench last year.

Keiwone Malone caught two of those touchdown passes. Malone, you will recall, is the receiver Fuente declined to play until he shaped up off the field.

That is what effective coaching looks like, by the way. That's how a devastated program is slowly rebuilt.

A year after ending its season by losing to UConn by 35 points, Memphis won its first conference championship in more than four decades by beating that same UConn team by 31.

The fourth quarter was more celebration than anything, more of a countdown than a contest. Players hugged. Coaches grinned. It seemed like every fan in the stadium was recording the event on a cellphone.

“This is incredible,” said Kenny Derryberry, in section 102, choking back tears. Kenny and his wife, Tammy, have been coming to the games since the 1980s. As it happens, they’re retiring to Florida after this year. So this was their last game as season-ticket holders, and they were having a hard time letting go.

But then the Derryberrys pointed out another couple, Paul and Joyce Robinson, who have been coming to the Liberty Bowl for 50 consecutive years.

“This has been the greatest thing,” said Paul Robinson, 82. “I never thought we’d see anything like this.”

See anything like a championship, he meant. See a ceremony and a trophy and a celebration that could go on for a good long while.

“We finally have a football team,” said Robinson.

Confetti all around!

Copyright 2014 Scripps Media, Inc. All rights reserved. This material may not be published, broadcast, rewritten, or redistributed.

Tigers-UConn notes: Malone shines in home finale

BY: Phil Stukenborg

POSTED: 8:52 PM, Nov 29, 2014

UPDATED: 8:55 PM, Nov 29, 2014

TAG: [football \(/topic/football\)](#)

University of Memphis senior receiver Keiwone Malone, a Mitchell High product who spent his first season at the University of Alabama, played the final home game of his career in Saturday's 41-10 American Athletic Conference victory over UConn.

And, fittingly, he played it as if it was what it was — his last.

Malone finished with a team-high seven catches for 70 yards and two touchdowns, giving the Tiger offense the spark it needed to break free from a determined UConn team. The TD receptions were the first of the season for Malone and the sixth and seventh of his career.

“Keiwone, in practice, is always shaking people off like he was tonight and he’s always telling me to get him the ball,” said Tiger quarterback Paxton Lynch. “Tonight every play call was going right to him and he was making the plays.”

The first TD — a 6-yard grab on a fade route — gave the Tigers a 13-0 first-half lead. His second — a 9-yard catch midway through the third quarter — gave the Tigers some breathing room at 20-3.

“I had a couple of opportunities to score earlier in this season, but things just didn’t go my way,” Malone said. “I just had to keep working hard in practice and wait for the next week.”

Malone called it “a priceless feeling” to have transferred back home and ended his career with a conference title. The Tigers (9-3, 7-1 AAC) clinched a share of the title with the victory.

U of M coach Justin Fuente said Malone’s ability to successfully battle the Huskies’ defensive backs allowed him to be a playmaker.

“It was press-man (coverage) with hard inside leverage and quarters, where the safeties don’t go backwards,” Fuente said. “It’s kind of feast or famine a little bit. It was almost a little bit like the Tulsa game, where defensively they’ve got those (defensive backs) down there tight (on our receivers).

“Keiwone made some really big plays for us in man coverage. You’ve just got to keep chipping away at it. There’s no secret recipe for beating it. You’ve got to continue to win those one-on-one battles and Keiwone won his share.”

COMMISSIONER PRAISES TIGERS

AAC Commissioner Michael Aresco attended presented the Tigers the league’s championship trophy during an on-field celebration immediately after the game.

“What a great turnaround for Memphis,” Aresco said. “From last year going 3-9 to 9-3 this year. And, obviously, their season isn’t over.

“Justin Fuente has done a wonderful job. To have earned a share of the league championship is a great (accomplishment). This program is just beginning. They have a tremendous future.”

Aresco said what he enjoyed most was watching the players don championship T-shirts and celebrate.

“To see the joy on the kids’ faces is really gratifying as a commissioner,” Aresco said. “That’s what it’s all about.”

Regarding the U of M’s postseason options, Aresco said conference champions “have certain privileges, but I’m not ruling (Memphis) out of a (New Year’s) bowl.”

“I’ll match their resume with anyone’s in the Group of Five conferences,” he said.

LYNCH ADDS TO IMPRESSIVE STREAK

Tiger quarterback Paxton Lynch finished 22 of 41 for 194 yards and a career-high four touchdown passes. The outing added to an impressive streak in the second half of the season.

Lynch, a 6-7 sophomore from Deltona, Florida, completed 110 of 171 passes for 1,324 yards and nine touchdowns, with no interceptions in the U of M's final six regular-season games, all wins.

"I've been preparing myself more, especially after the Houston game," Lynch said, referring to the team's Oct. 11 loss to the Cougars in which he was intercepted three times. "It was terrible ball security on my part. I made a bet with myself at that point to not turn the ball over and hurt the team."

Lynch became the first Tiger quarterback to toss four touchdown passes in a game since Tyler Bass in a 2009 victory against UT Martin. With the four TDs, Lynch set a record for touchdowns responsible for in a season (28). He surpassed Danny Wimprine's mark of 26 set in 2003.

"Paxton has a desire to be a good player and the kids have played well around him," Fuente said. "And there were a lot of times where he was working really hard and no one knew about it. There were times he was in the office on Tuesday at 6 in the morning trying to get things down so he could give himself a chance to help the team."

Copyright 2014 Scripps Media, Inc. All rights reserved. This material may not be published, broadcast, rewritten, or redistributed.

Memphis Football Has Envious Success Story

By Don Wade

The University of Memphis football program is now an example to be envied, a “model” to be copied.

Yes, it’s true.

Connecticut coach Bob Diaco said as much after the Tigers whipped his team 41-10 last Saturday at Liberty Bowl Memorial Stadium to win their sixth straight game and improve to 9-3 and 7-1 in conference. The Tigers also staked a claim to at least a share of the American Athletic Conference championship – the first league title in school history since 1971.

For the Tigers and their fans, this naturally cued a celebration. There were tears of joy, a gleaming championship trophy to be hoisted and hugged, and some twist-and-shout happiness from the diehards that had watched year after year of losing.

But from the outside, Memphis Tigers football was now a genuine inspiration for other downtrodden programs seeking a way out of the wilderness.

“You can look at Memphis,” Diaco said, who watched his team finish 2-9 and 1-6. “Look at that model and say, ‘Hey, three years ago this was where this team was at.’ Now they’re in year three, and through the adversity, and through their stick-to-itiveness, and the execution of their model, they created a champion.

“It’s awesome, just awesome.”

A week earlier, after Memphis defeated South Florida 31-20 – the Bulls finished out the year at 4-8 and 3-5 – coach [Willie Taggart](#) said: “If you look at the team we played today, they were in a very similar situation (to us) a year ago. Things have changed for Memphis, and they will change for us as well.”

The Tigers did not sniff .500 in coach Justin Fuente’s first two seasons. But before this season, the university went with a bold marketing slogan: “Wait Til This Year.”

Fuente signed off on it, but spent the preseason and first few weeks reminding media and fans to wait for the full year to play out. Road games at ranked nonconference opponents in UCLA and Ole Miss loomed as certain defeats. And though the Tigers did lose both games, they had a real chance to at least take UCLA to overtime before falling 42-35. They stayed with Ole Miss until midway through the fourth quarter before losing 24-3.



FUENTE

“We opened up the season against Austin Peay and we put so many points up on the board (winning 63-0), and our defense was dominating,” sixth-year running back [Brandon Hayes](#) said. “And then we went to UCLA and almost upset them. I knew this was a different team and we had something special going on.

“We started off conference (play) with a bang against Cincinnati and from there we really didn’t get touched, except for Houston.”

Said Fuente: “I don’t know if we’re the most talented team around, but they certainly play together and they certainly have some toughness about them. They kept plowing away.”

There is actual evidence to support this opinion. This season, the Tigers moved into a more chic statistical neighborhood.

They are, for instance, seventh in the country in scoring defense (17.1 points per game.) Their next-door neighbor? Vaunted Alabama, which ranks sixth in the country at 16.9 points per game.

Memphis is second in the country in red zone defense (10-win Mississippi State is first) and has allowed opponents to score when within 20 yards of the end zone just 65.5 percent of the time, giving up 14 touchdowns and five field goals out of 29 opportunities.

Even more impressive, Memphis is first in the country in red zone offense, scoring on 50 of 53 opportunities (94.3 percent). The Tigers have scored 35 touchdowns and kicked 15 field goals once within 20 yards of the opponent’s goal line.

Redshirt sophomore Paxton Lynch, the quarterback Fuente refused to give up on last season, already is sixth in career touchdown passes with 39.

Hayes, who twice walked on the team, is sixth on the school’s all-time rushing list with 2,338 yards.

And yet it is true that this is a team devoid of stars, super or otherwise.

“They’ve really done a great job embracing it,” Fuente said. “That’s a hard thing to do. When you’re 22 years old, you think that you’re bulletproof. ... To slide that aside and try to do what’s best for the team is a difficult achievement. It’s hard to do, and I think our kids have embraced that part of it and it shows. We need all of them.”

The only downer for senior cornerback [Bobby McCain](#)? Playing his final home game.

“It hurt a little bit knowing that was my last time in the Liberty Bowl,” he said.

But at least his last time will be remembered as the day confetti fell and Wait Til This Year had become prophecy.

The college football bowl lineup will be announced Dec. 7, and odds are strong the Tigers will be headed to the AAC-owned Miami Beach Bowl on Dec. 22. BYU already has accepted a bid.

Cincinnati and Central Florida can still gain a share of the league title by winning their final regular-season games this weekend. But no matter what, the Tigers at least have their share of it.

“To be able to be called champions feels so good,” Hayes said. “I would never have guessed that coming back for my sixth year we would end up like this. It’s definitely a great feeling, and I can’t wait to see where we get placed for this bowl game. The sky’s the limit now.”

MEMPHIS FOOTBALL

BYU COUGARS
8-4, INDEPENDENT

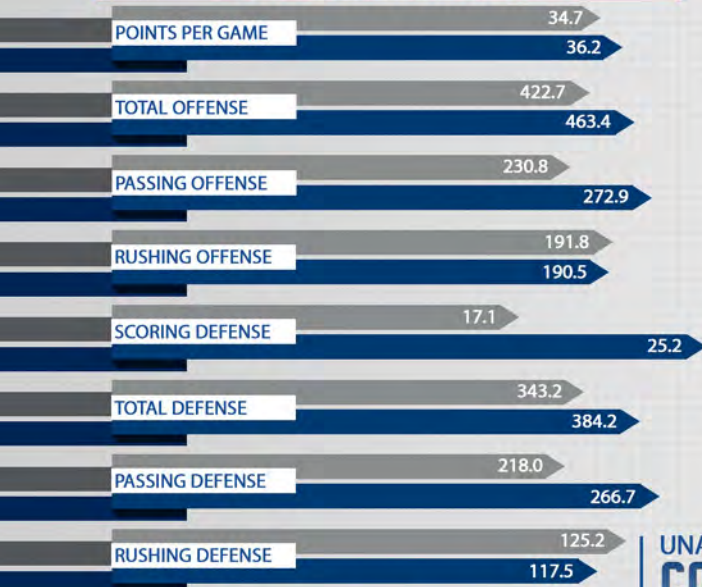


VS



MEMPHIS TIGERS
9-3, 7-1 THE AMERICAN

STAT COMPARISON



JUSTIN FUENTE

HEAD COACH - 3RD SEASON

FINALIST
ONE OF EIGHT
FINALISTS



**UNANIMOUS
COACH OF
THE YEAR**
FIRST MEMPHIS COACH
TO EARN HONOR SINCE
BILLY J. MURPHY IN 1971

LAST GAME



SERIES RECORD

FIRST MEETING ON THE GRIDIRON

COMMON OPPONENTS



BOWL APPEARANCES

8TH | **33RD**

9

TIED FOR 2ND
MOST WINS IN
SCHOOL HISTORY

6

MOST
CONSECUTIVE
WINS SINCE 1969

2008

LAST BOWL APPEARANCE

1971

LAST CONFERENCE CHAMPIONSHIP



JAKE ELLIOTT

MARTIN FEDI

ALAN CROSS

BOBBY MCCAIN

TANK JAKES

AL BOND

AMERICAN ALL-CONFERENCE FIRST TEAM



MEMPHIS TIGERS FOOTBALL



AMERICAN
ATHLETIC CONFERENCE

THE UNIVERSITY OF
MEMPHIS

GO TIGERS GO.COM



 AUG 30 W, 63-0	VS AUSTIN PEAY 	AT SMU* 	OCT 25 W, 48-10
 SEP 6 L, 42-35	AT NO. 11 UCLA 	VS TULSA* 	OCT 31 (FRI) W, 40-20
 SEP 20 W, 36-17	VS MIDDLE TENNESSEE 	AT TEMPLE* 	NOV 7 (FRI) W, 16-13
 SEP 27 L, 24-3	AT NO. 10 OLE MISS 	AT TULANE* 	NOV 15 W, 38-7
 OCT 4 W, 41-14	AT CINCINNATI* 	VS USF* 	NOV 22 W, 31-20
 OCT 11 L, 28-24	VS HOUSTON* 	VS UCONN* 	NOV 29 W, 41-10