

# BASKETBALL

Kyle Chilton, BYU Athletic Communications | O: (801) 422-4909 | C: (801) 372-2080 | kyle\_chilton@byu.edu | facebook.com/byubasketball, @byubasketball

## BYU 2012-13 SCHEDULE

O24	Wed	Cougar Tipoff (Ex)		84-70
O26	Fri	SE Okla. State (Ex)	BYUtv	W, 103-57
N3	Sat	Findlay (Ex)	BYUtv	W, 90-61
N9	Fri	Tennessee State#	BYUtv	W, 81-66
N13	Tue	Georgia State#	BYUtv	W, 80-62
N16	Fri	vs. Florida State#	truTV	L, 70-88
N17	Sat	vs. Notre Dame#	truTV	L, 68-78
N21	Wed	UT-San Antonio	BYUtv	W, 81-62
N24	Sat	Cal State Northridge	BYUtv	W, 87-75
N28	Wed	vs. Montana^	BYUtv	W, 85-60
D1	Sat	at Iowa State	Cyclones.tv	L, 62-83
D8	Sat	Utah	BYUtv	W, 61-58
D15	Sat	at Weber State	BYUtv	W, 78-68
D18	Tue	Eastern New Mexico	BYUtv	W, 95-62
D21	Fri	at Baylor	ESPN2	8 p.m.
D27	Thu	Northern Arizona	BYUtv	7 p.m.
D29	Sat	vs. Virginia Tech^	ESPNU	12 p.m.
J3	Thu	Loyola Marymount*	BYUtv	7 p.m.
J5	Sat	at San Francisco*	BYUtv	7 p.m.
J10	Thu	Pepperdine*	BYUtv	7 p.m.
J12	Sat	at Santa Clara*	TWC	1:30 p.m.
J16	Wed	Saint Mary's*	ESPNU	9 p.m.
J19	Sat	San Diego*	BYUtv	7 p.m.
J24	Thu	at Gonzaga*	ESPN2	8 p.m.
J26	Sat	at Portland*	ESPNU	7:30 p.m.
J31	Thu	at Pepperdine*	TWC	7 p.m.
F2	Sat	Santa Clara*	BYUtv	7 p.m.
F7	Thu	at San Diego*	BYUtv	7 p.m.
F9	Sat	San Francisco*	BYUtv	7 p.m.
F16	Sat	Portland*	BYUtv	7 p.m.
F19	Wed	Utah State	BYUtv	7 p.m.
F21	Thu	at Saint Mary's*	ESPN2	8 p.m.
F28	Thu	Gonzaga*	ESPN2	9 p.m.
M2	Sat	at Loyola Marymount*	ESPNU	8 p.m.
M6-11	WCC Championships		ESPNU/ESPN2/ESPN	

All times local to site

# Acura Coaches vs. Cancer Classic

^ at EnergySolutions Arena

\* West Coast Conference game



## BAYLOR (7-3, 0-0 BIG 12) BEARS


Head Coach . . . . . Scott Drew  
Alma Mater . . . . . Butler, 1993  
Division I Career Record . 184-138 (11th)  
Record at Baylor . . . . . 164-127 (10th)

## GAME INFORMATION

TV . . . . . ESPN2  
TV Talent . . . . . Mark Neely (play-by-play)  
. . . . . Bruce Pearl (analyst)  
Live Video . . . . . ESPN3.com  
Radio . . . . . KSL 102.7 FM / 1160 AM  
. . . . . BYU Radio - Sirius XM 143  
Radio Talent . . . . . Greg Wrubell (play-by-play)  
. . . . . Mark Durrant (analyst)  
Live Audio . . . . . KSL.com  
Live Stats . . . . . BYUcougars.com

## SERIES INFORMATION

Series Record . . . . . BYU leads 5-3  
Last Meeting . . . . . Baylor won 86-83, 12/17/11  
H/A/N . . . . . 4-2/1-0/0-1



## BYU (8-3, 0-0 WCC) COUGARS

Head Coach . . . . . Dave Rose  
Alma Mater . . . . . Houston, 1983  
Division I Career Record . . 193-57 (8th)  
Record at BYU . . . . . Same

## BYU STORYLINES

- Friday's game will be a rematch of last season's 86-83 Baylor win in Provo. Brandon Davies led BYU with 18 points and 13 rebounds and Matt Carlino made his collegiate debut with 18 points off the bench in front of a sold out Marriott Center crowd. The Cougars led until 10 minutes left and had a chance to go ahead or tie late in the game. Baylor was ranked No. 6/7 going into the game.
- Brandon Davies had the best offensive game of his career at Weber State, scoring a career-best 33 points on 14 of 17 shooting from the field and 5 of 6 from the free throw line. He has scored 20-plus points five times including three of the last four games.
- BYU had season highs of 95 points, 10 3-pointers, 27 assists and 12 steals against Eastern New Mexico.

## BYU'S PROJECTED STARTING LINEUP



**#10 | Matt Carlino**  
Guard  
6-2 | 175 | So.  
Scottsdale, Ariz.  
Bloomington South HS

GP/GS	MPG	Pts	Reb	Ast	Stl	FG%	3PT%	FT%
11/7	23.8	7.1	2.9	4.2	1.5	.386	.243	.625

**Last Game:** Made his second-straight start and had 3 points, 3 assists and 3 steals vs. Eastern New Mexico  
**Notes:** Returned to the starting lineup against Weber State, his first start since 11/21/12 vs. UT-San Antonio ... has 7 steals in the last 3 games



**#2 | Craig Cusick**  
Guard  
6-2 | 185 | Sr.  
Orem, Utah  
Orem HS

GP/GS	MPG	Pts	Reb	Ast	Stl	FG%	3PT%	FT%
11/6	24.7	5.5	3.1	2.8	1.2	.377	.371	.636

**Last Game:** Had 8 points, 6 assists, 5 rebounds and 2 steals vs. Eastern New Mexico  
**Notes:** Has posted 2-plus assists in 10 of 11 games and hit at least one 3-pointer in nine of 11 games



**#3 | Tyler Haws**  
Guard  
6-5 | 200 | So.  
Alpine, Utah  
Lone Peak HS

GP/GS	MPG	Pts	Reb	Ast	Stl	FG%	3PT%	FT%
11/11	33.0	20.3	5.5	2.7	1.4	.467	.333	.949

**Last Game:** Hit 9 of 15 from the field for 19 points and added 5 rebounds and 2 steals vs. Eastern New Mexico  
**Notes:** Has scored 20-plus points seven times and has led the team in scoring five times



**#33 | Nate Austin**  
Forward  
6-11 | 230 | So.  
Alpine, Utah  
Lone Peak HS

GP/GS	MPG	Pts	Reb	Ast	Blk	FG%	3PT%	FT%
11/1	13.6	3.5	4.1	0.6	0.5	.405	.400	.500

**Last Game:** Had 5 points, 3 rebounds, a career-high 4 assists, 1 block and 1 steal vs. Eastern New Mexico, his first start of the season  
**Notes:** Has scored 4-plus points six times and 5-plus rebounds five times



**#0 | Brandon Davies**  
Forward  
6-9 | 235 | Sr.  
Provo, Utah  
Provo HS

GP/GS	MPG	Pts	Reb	Ast	Blk	FG%	3PT%	FT%
11/11	27.9	19.2	7.3	2.6	1.8	.563	.400	.687

**Last Game:** Had 17 points, 6 rebounds, 3 assists, 2 blocks and 1 steal vs. Eastern New Mexico  
**Notes:** Named preseason All-WCC and to the Wooden Award Preseason Top 50 ... has scored in double figures in 18-straight games dating back to last season.

## OFF THE BENCH

No.	Name	Pos.	Ht.	Wt.	Yr.	Pts.	Reb.	Hometown (Previous School)	Notes
1	Raul Delgado	G	6-2	195	Jr.	1.7	1.7	Chihuahua, Mexico (Western Neb. CC)	Posted 4 points, 6 rebounds, 3 assists and 2 steals vs. ENMU
5	Agustin Ambrosino	F	6-8	225	Jr.	3.1	1.6	Cordoba, Argentina (Salt Lake CC)	Posted career-bests 14 points and 8 rebounds vs. ENMU
12	Josh Sharp	F	6-7	185	So.	5.1	4.7	Highland, Utah (Lone Peak HS)	Had 6 points and 3 rebounds vs. ENMU
13	Brock Zylstra	G	6-6	210	Sr.	7.3	3.8	La Verne, Calif. (Bonita HS)	Scored 6 points and had 2 rebounds vs. ENMU
20	Anson Winder	G	6-3	195	So.	1.0	0.6	Las Vegas, Nev. (Bishop Gorman HS)	Totaled 3 points, 3 assists, 1 block and 1 steal vs. ENMU
23	Cory Calvert	G	6-3	185	Fr.	3.1	0.7	Parker, Colo. (Chaparral HS)	Has totaled 19 points in the last two games (9 at Weber State, 10 vs. ENMU)
30	Cooper Ainge	G	6-0	175	Fr.	—	—	Wellesley, Mass. (Wellesley HS)	Is redshirting in 2012-13
42	Ian Harward	C	6-11	215	Fr.	1.8	1.3	Orem, Utah (Orem HS)	Played 9 minutes vs. ENMU

**BYU VS. BAYLOR**

Overall Series Record: BYU leads 5-3  
 BYU Record in Provo: 4-2  
 BYU Record in Waco: 1-0  
 BYU Record at Neutral Sites: 0-1  
 BYU Record under Dave Rose: 0-1

**Series vs. Baylor**

3-24-50	vs. Baylor#	55-56	L
12-18-54	Baylor	66-67	L
12-17-54	Baylor	78-66	W
12-21-62	Baylor	79-65	W
12-22-62	Baylor	75-57	W
12-1-78	at Baylor	92-86	W
12-1-79	Baylor	100-58	W
12-17-11	Baylor	83-86	L

#NCAA (Kansas City)

**Baylor's projected starting lineup**

No.	Name	Ht.	Pos.	Ppg	Rpg
55	Pierre Jackson	5-10	G	19.3	3.8
22	A.J. Walton	6-1	G	7.2	4.3
5	Brady Heslip	6-2	G	10.1	1.7
34	Cory Jefferson	6-9	F	13.2	8.0
21	Isaiah Austin	7-1	C	13.9	8.6

**Baylor's last game**

W, 73-57 vs. USC Upstate, 12/17/12

BYU	CATEGORY	BAYLOR
8-3, 0-0	W-L	7-3, 0-0
8-3	Last 10	7-3
4-1	Last 5	3-2
77.1	PPG	76.7
69.3	Opp PPG	65.3
+7.8	Margin	+11.4
.453	FG%	.481
.418	FG% Def	.422
.319	3FG%	.320
5.9	3FG/Game	6.5
.313	Opp 3FG%	.370
.732	FT%	.695
39.9	RPG	36.7
34.6	Opp RPG	34.2
+5.3	Margin	+2.5
17.4	Assist/Game	15.1
13.1	TO/Game	11.9
14.6	Opp TO/Game	15.0
+1.5	Margin	+3.1
8.1	Steals/Game	8.4
3.7	Blocks/Game	4.1

**BY THE NUMBERS**

- 2** Dave Rose and the Cougars have the second-longest current streak of consecutive 25-win campaigns in the country at six (2006-07 to 2011-12). Only Bill Self and Kansas, owners of seven-consecutive 25-win seasons (2005-06 to 2011-12), have a longer current streak.
- 6** The Cougars have won 25-plus games and advanced to the NCAA Tournament for six-straight seasons (2006-07 to 2011-12). Both streaks are program records.
- 10** Brandon Davies picked up where he left off last season, taking 11 charges through 11 games, including a season high of three vs. Tennessee State. He has now taken 42 charges since the beginning of last season. Nate Austin has taken three charges this season after drawing 29 offensive fouls last season.
- 15** Brandon Davies has two double-doubles this season, with 22 points and 10 rebounds vs. UTSA and 21 points and 10 rebounds vs. Montana. He now has 15 career double-doubles, including nine last season.
- 20.3** Tyler Haws opened the 2012-13 season with six-straight 20-point games. He now has seven 20-point games this season. Haws is averaging 20.3 points per game while shooting .467 from the field, .333 from three and .949 from the free throw line.
- 33** The number of points Brandon Davies scored at Weber State on Dec. 15, the most by a Cougar this season and the most by a BYU player since Jimmer Fredette scored 34 points against Gonzaga in the NCAA Tournament on March 19, 2011.
- 193** Dave Rose (2005 to present) is second all-time in BYU basketball history with 193 career victories, behind only the great Stan Watts, who coached the Cougars to 371 wins from 1949 to 1972 and was inducted into the Naismith Memorial Basketball Hall of Fame in 1986.

**DAVIES NAMED WCC PLAYER OF THE WEEK**

SAN BRUNO, Calif. -- The West Coast Conference has named BYU senior forward Brandon Davies its Men's Basketball Player of the Week award-winner for Dec. 17, 2012. Davies scored a career-high 33 points and added eight rebounds and one block to lead BYU to its first road win of the season, a 78-68 victory at Weber State. The win ended Weber State's 20-game home winning streak, the fourth-longest home streak in the nation. Davies hit 14 of 17 from the field and 5 of 6 from the free throw line in the Cougars' victory. *Also nominated: Kelly Olynyk, Gonzaga; Matthew Dellavedova, Saint Mary's*

**BYU BASKETBALL ON KSL NEWSRADIO, 102.7 FM AND 1160 AM; SIRIUSXM 143**

The "Voice of the Cougars" is KSL's Greg Wrubell, in his 17th season as the play-by-play broadcaster for BYU Basketball. Joining Wrubell on the broadcasts is former Cougar letterman Mark Durrant, in his 16th year as game analyst. All game broadcasts start one hour prior to tipoff with "Cougar Pregame Live."

**Other Ways to Listen**

Fans can listen to the radio broadcasts via ksl.com and byuradio.org, and via the KSL and KSLGameCenter apps for iPhone and Android. Those in the Marriott Center can listen to home game broadcasts by tuning their portable radios to KSL's delay-free and static-free in-arena translator at 1100 AM.

**Network Affiliates**

KMGR 95.9 FM - Manti, Utah                      KSUB 590 AM - Cedar City, UT  
 KDXU 890 AM - St. George, Utah              KTHK 105.5 FM - Idaho Falls, Idaho

**"BYU Basketball with Head Coach Dave Rose" on KSL Newsradio/BYU Radio**

Dave Rose's weekly radio show is broadcast live from Legends Grille on the BYU campus, Tuesdays from 7 to 8 p.m. MST. The show will feature appearances by BYU players and coaches, and a question-and-answer segment with Coach Rose.

**"BYU Basketball with Head Coach Dave Rose" on KSL 5 TV**

Dave Rose's weekly television show airs Sunday evenings at 11:05 p.m. MST. The show will include game recaps and previews, and an "X's and O's" segment with Coach Rose.

**LAST TIME OUT - BYU BENCH SHINES IN WIN OVER EASTERN NEW MEXICO**

PROVO, Utah - Leading a solid performance by the BYU bench, Agustín Ambrosino scored 14 points and grabbed eight rebounds to help the Cougars to a 95-62 victory over Eastern New Mexico Tuesday night.

BYU (8-3) shot 53 percent from the field while holding ENMU (5-6) to 36 percent shooting. A solid team effort on defense amounted to 12 steals and four blocked shots for the Cougars. Tyler Haws led BYU in scoring with 19 points, shooting 9 of 15 from the field. Brandon Davies chipped in 17 points in 21 minutes, shooting 60 percent from the field and making 4 of 5 free throws.

Matt Carlino scored first for the Cougars on a 3-pointer assisted by Davies. Consecutive baskets by Haws put the Cougars up 7-4, but ENMU's Dennis Hardwell tied it on the next possession with a 3-pointer of his own. About four minutes into the first half, Davies drove right from the top of the perimeter and found the defense collapsing on him. He scooped the ball around the help defender to find Ambrosino cutting along the baseline for a bucket and the foul to make the score 16-11. Along with his 17 points, Davies chipped in six boards, three assists and two blocks.

After a stop on the next defensive possession, Craig Cusick found Davies again at the top of the perimeter. This time Davies pulled up and swished the shot from long distance for a 19-11 lead. With 11:30 to play in the first, Raul Delgado carefully lobbed the ball to Davies on the left block who then pump faked and went up for a reverse slam. Two possessions later, Delgado picked off a pass on the left sideline and beat the Greyhound defense up the court for a two-handed dunk. Delgado had six rebounds, three assists and two steals to go along with his four points off the bench.

Jordan Romero kept the Greyhounds in the game with a personal 9-0 run over a two-minute span. All nine points during the run came from behind the arc, pulling ENMU within five points at 27-22 with 8:30 to play in the half.

With about three minutes remaining in the half, Davies showed great help defense and picked up his second block of the game. ENMU's Romero, however, recovered the blocked shot in the left corner and pulled up to make his fourth 3-pointer of the half.

Haws' layup with six seconds to play in the half gave BYU its largest lead to that point at 44-29. Cusick, who recorded his season high with six dimes on the night, assisted on the play just before halftime. The Cougars opened the second half with a solid defensive stop as sophomore Nate Austin dove on the floor at midcourt to secure a steal. On the following offensive possession, Austin dumped the ball into Davies from the high post for an easy layup.

A floater by Cusick and mid-range jumper from Haws pushed the BYU lead to 19. After McFarland put home a dunk in transition for the Greyhounds, the Cougars responded with back-to-back 3-pointers from Austin and Haws to go up 56-33 with 16:46 to play. BYU's defense continued to play well, forcing four turnovers in the first four minutes of the second half. The Cougars had trouble finishing at the rim, however, missing several opportunities in the paint before Josh Sharp scored on an up-and-under with 14:17 remaining, putting BYU up 58-35.

Sharp scored again less than a minute later on an alley-oop in transition after BYU forced another turnover. He finished the night with six points and three rebounds in 13 minutes. A short jumper from Ambrosino with 10:42 to play put the home team up by 31 points at 69-38. Ambrosino played a season-high 22 minutes and totaled 14 points, eight rebounds and two assists on the night, shooting 6 of 13 from the field.

With the game well in hand and BYU's starters on the bench, freshman point guard Cory Calvert scored 10 points in the final eight minutes on four consecutive shots, including two from downtown. Calvert finished the game with 10 points and two assists in 16 minutes off the bench.

## QUICK FACTS

### University Information

Location: Provo, Utah 84602  
 Elevation: 4,553 feet  
 Enrollment: 32,955 (Daytime)  
 Founded: October 15, 1875  
 Owned: The Church of Jesus Christ of Latter-day Saints  
 Nickname: Cougars  
 Mascot: Cosmo  
 Colors: Blue and White  
 Arena (capacity): Marriott Center (21,000)  
 Conference: West Coast Conference  
 President: Cecil O. Samuelson (Utah, 1966)  
 Athletic Director: Tom Holmoe (BYU, 1983)  
 Athletic Website: [BYUcougars.com](http://BYUcougars.com)  
 Tickets: (801) 422-BYU1 or (800) 322-BYU1

### 2012-13 Preview

Lettermen Returning/Lost: 8/6  
 Newcomers: 4  
 Returning Redshirt Freshmen: 1  
 Starters Returning/Lost: 4/2\*  
 Returning Points: 56.9% (1,552 of 2,727 points)  
 Returning Rebounds: 66.1% (890 of 1,347 rebounds)  
 Returning Assists: 69.1% (414 of 599 assists)  
 Returning Blocks: 53.2% (82 of 154 blocks)  
 Returning Minutes: 63.4% (4,439 of 7,000 minutes)  
 \*Includes Tyler Haws, who started as a freshman

### 2011-12 Review

Overall Record: 26-9  
 Conference Record/Finish: 12-4 (3rd)  
 2012 Postseason: (1-1) Lost, NCAA Second Round  
 (Louisville) vs. Marquette, 68-88  
 2012 Final National Ranking: NR/NR

### BYU Coaching Staff

Head Coach: Dave Rose  
 Alma Mater (year): Houston (1983)  
 Record at School (years): 193-57 (8th year)  
 Career Division I Record (years): same  
 Basketball Office Fax: (801) 422-5965  
 Assistant Coaches (Alma Mater, year)  
 Terry Nashif (BYU, 2005)  
 Tim LaComb (Utah, 2006)  
 Mark Pope (Kentucky, 1996)  
 Dir. of Basketball Operations: Mike Hall (BYU, 2005)  
 Coord. of Player Development: Garrett Faucette (BYU, 2008)

### BYU History

First Year of Basketball: 1903  
 Overall All-Time Record: 1674-1017 (.622)  
 Winning Seasons: 85 (last 2012)  
 Regular Season Conf. Championships: 29 (last 2011)  
 Postseason Appearances (record): 37 (26-37)  
 Total NCAA Appearances (record): 27 (15-29)  
 Last NCAA Appearance: 2012  
 First Round: W vs. No. 14 seed Iona, 78-72  
 Second Round: L vs. No. 3 seed Marquette, 68-88  
 Total NIT Appearances (Record): 10 (12-8)  
 Last NIT Appearance: 2006  
 Result: (0-1) lost at Houston, 77-67

## 2012-13 STORYLINES AND NOTES

### Player and team notes

- BYU posted a season-high 27 assists on 38 made baskets in a 95-62 win against Eastern New Mexico. Six different players recorded at least three assists against the Greyhounds. The 27 dimes are the most by the Cougars since recording the same number last season against San Francisco on Jan. 7, 2012. BYU had 29 assists against Buffalo last season on Dec. 20, 2011.
- BYU defeated Utah despite shooting just 31.1 percent (19 of 61) from the field. The Cougars have shot 31.1 percent or worse 27 times since the 1960-61 season and won just three of those games. In addition to the Utah win, BYU defeated UC Santa Barbara 57-48 on Dec. 29, 1999 while shooting 29.6 percent (16 of 54) and Air Force 68-60 on Feb. 13, 1992 while shooting 30.4 percent (17 of 56).
- Tyler Haws hit 10 of 10 from the free throw line vs. Weber State, his second-consecutive game shooting 100 percent from the line while attempting at least 10 free throws and his third this season. Haws has four such games in his career, tied for the most in BYU history with Jimmer Fredette. Haws is tied with Russell Larson (1993-94) and Roberts (1994-95) for most perfect days from the line (minimum of 10 attempts) in a season with three. Danny Ainge, Lee Cummond, Larson and Roberts are tied for second on the career list with three.

### Haws the closer

Tyler Haws has played some of his best basketball in the final five minutes of games this season. Against Cal State Northridge, BYU trailed 74-73 with less than four minutes remaining. Haws hit a jumper with 3:44 to go to give BYU the lead and had 10 of the Cougars' final 14 points to help secure the 87-75 win. Against Utah BYU trailed 58-56 before Haws completed a three-point play with 2:47 to go. He added two free throws with 16 seconds remaining to secure the 61-58 win. After struggling from the field the first 35 minutes at Weber State, Haws scored nine points in the last five minutes on 3 of 3 shooting from the field and 2 of 2 from the free throw line. For the season, Haws is 12 of 15 from the field, 2 of 3 from three and 11 of 12 from the free throw line in the last five minutes of games.

### Fast start for Tyler Haws

Tyler Haws opened 2012-13 with one of the best starts to a season in the history of BYU basketball. He started the season with six-straight 20-point games, the second best such streak in program history. Only Devin Durrant started a season with more consecutive 20-point games, seven in 1983-84. Haws's streak ended when he scored 18 against Montana in the seventh game of the season. What makes Haws's start even more impressive is that he's the only sophomore on the list and he returned in April from a two-year mission for The Church of Jesus Christ of Latter-day Saints in the Philippines.

Name	Class	Season	Consecutive 20-Point Games (point totals)
Devin Durrant	Senior	1983-84	7 (28, 35, 20, 35, 23, 33, 27)
<i>Tyler Haws</i>	<i>Sophomore</i>	<i>2012-13</i>	<i>6 (22, 22, 23, 21, 20, 32)</i>
Danny Ainge	Senior	1980-81	5 (24, 22, 22, 29, 29)
Kresimir Cosic	Junior	1971-72	5 (30, 31, 33, 23, 30)
Michael Smith	Senior	1988-89	5 (24, 29, 30, 33, 20)

### Davies does it all

Brandon Davies stuffed the stat sheet in the opener against Tennessee State, tallying 16 points, 7 rebounds, 3 assists, 4 blocks and 2 steals while drawing 3 charges. He did it again vs. Georgia State with 28 points, 9 rebounds, 3 assists, 3 blocks and 2 steals. Davies had maybe his most complete game against Montana with 21 points, 10 rebounds, 6 assists, 2 blocks and 4 steals. Through 11 games he is averaging 19.2 points, 7.3 rebounds, 2.6 assists, 1.8 blocks and 1.3 steals. Last season he became the second Cougar in history to average at least one of everything (points, rebounds, assists, steals and blocks). Russell Larson is the only other BYU player to produce a 'one of everything' season and did so twice, in 1993-94 and 1994-95 (blocks and steals were not tracked until the 1977-78 season).

### Dave Rose

BYU head coach Dave Rose has led BYU to its most successful eight-year run since taking over in 2005. His career record of 193-57 ranks him second in BYU history in total victories and first in winning percentage (.772). Rose has been named conference coach of the year three times, district coach of the year twice and has guided the Cougars to four conference titles, six NCAA Tournament appearances and six 25-win seasons. In 2010 he led BYU to its first NCAA Tournament win in 17 years and the Cougars have also won at least one tournament game in the two seasons since, including a trip to the Sweet 16 in 2011.

### Rose among the nation's best

Dave Rose is fifth in career winning percentage among active NCAA Division I head coaches (as of 12/19/12).

Coach	Yrs.	W	L	Pct.	Coach	Yrs.	W	L	Pct.
1 Roy Williams, UNC	24	683	171	.800	6 John Calipari, Kentucky	20	512	155	.768
2 Mark Few, Gonzaga	13	352	91	.795	7 Mike Krzyzewski, Duke	37	936	291	.763
3 Brad Stevens, Butler	5	147	42	.778	8 Jamie Dixon, Pittsburgh	9	248	78	.761
4 Thad Matta, Ohio State	12	332	97	.774	9 Bo Ryan, Wisconsin	28	658	208	.760
5 Dave Rose, BYU	7	193	57	.772	10 Bill Self, Kansas	19	485	159	.753

### Rose vs. the state

BYU basketball coach Dave Rose has compiled a record of 26-6 vs. in-state opponents since taking over in 2005-06. He has the best winning percentage (.813) of any coach vs. in-state teams during that time and the second-most wins (Utah State's Stew Morrill is 27-8 vs. in-state teams since 2005-06 for a .771 winning percentage). BYU hosts Utah State on Feb. 19.

Rose vs.	W	L	Rose vs.	W	L
Utah	12	3	Weber State	8	0
Utah State	3	3	Southern Utah	3	0

**HONORS CANDIDATES**

**Brandon Davies • All-America Candidate**

- Has scored in double figures 11 times and shot .500 or better in 7 of 11 games
- Had 33 points on 14 of 17 shooting at Weber State and added 8 boards
- Totaled 21 points, 10 boards, 6 assists, 2 blocks and 4 steals vs. Montana
- Registered a double-double with 22 points and 10 rebounds vs. UTSA and added 3 assists and a block
- Had 19 points, 5 rebounds and 2 blocks vs. Florida State
- Posted 28 points, 9 boards, 3 assists, 3 blocks and 2 steals vs. Georgia State
- Opened 2012-13 with 16 points, 7 boards, 3 assists, 4 blocks, 2 steals vs. Tennessee State
- Earned a spot on the Wooden Award Preseason Top 50 and the Lute Olson Award Preseason All-America team
- Named preseason All-WCC by the league's coaches

**Tyler Haws • All-WCC Candidate**

- Has scored 20-plus points in seven of 11 games to start the season and double figures in 10 of 11 games
- Had 23 points, 6 rebounds and 3 assists at Weber State
- Scored a career-best 32 points vs. CSUN
- Scored 20 points and added 6 rebounds and 3 assists vs. UTSA
- Had 21 points, 8 rebounds, 4 assists and 2 steals vs. Notre Dame and earned a spot on the Acura CVC Classic All-Tournament Team
- Posted season highs of 23 points, nine rebounds, five assists (tied a season high), 3 steals and 1 block vs. Florida State
- Had 22 points, 7 rebounds, 5 assists and 2 steals vs. Georgia State
- Totaled 22 points and 4 boards and hit 8 of 9 free throws in season opener vs. Tennessee State
- Named to All-MWC Third Team, Academic All-MWC and the HoopTV Las Vegas Classic All-Tournament Team in 2009-10
- Named Male Rookie of the Year at the Y Awards and was named team's Most Inspirational Player at the team banquet
- Averaged 11.3 points and 4.2 rebounds and shot .498 from the field, .368 from three and .917 from the free throw line — a school record and the fourth-best percentage in NCAA history for a freshman

**Matt Carlino • All-WCC Candidate**

- Owns a 2.0 assist/turnover ratio
- Had 19 points, hit 5 of 10 threes and added 5 assists and 3 steals vs. Utah
- Posted 12 points, 3 rebounds and 3 assists at Iowa State
- Had 8 points, 6 assists and a steal vs. CSUN
- Totaled 11 points, 7 assists, 4 rebounds and 4 steals vs. Georgia State
- Posted 9 points, 10 assists and 5 rebounds in season opener vs. Tennessee State
- Named All-WCC Honorable Mention and to the WCC All-Freshman Team in 2011-12
- Averaged 12.2 points, 4.6 assists, 3.0 rebounds and 1.4 steals and started in 24 of 25 games played in 2011-12
- Posted season highs of 30 points, 7 rebounds, 11 assists and 4 steals
- In league games was 14th in scoring, 4th in assists, T-9th in steals, T-12th in 3-point FGs and 3rd in assist/turnover ratio

**2012-13 BYU STARTING LINEUPS**

Opponent	(1)	(2)	(3)	(4)	(5)
Tennessee State	Carlino	Zylstra	Haws	Sharp	Davies
Georgia State	Carlino	Zylstra	Haws	Sharp	Davies
vs. Florida State	Carlino	Zylstra	Haws	Sharp	Davies
vs. Notre Dame	Carlino	Zylstra	Haws	Sharp	Davies
UTSA	Carlino	Zylstra	Haws	Sharp	Davies
Cal State Northridge	Cusick	Zylstra	Haws	Ambrosino	Davies
vs. Montana	Cusick	Zylstra	Haws	Sharp	Davies
at Iowa State	Cusick	Zylstra	Haws	Sharp	Davies
Utah	Cusick	Zylstra	Haws	Sharp	Davies
at Weber State	Carlino	Cusick	Haws	Sharp	Davies
Eastern New Mexico	Carlino	Cusick	Haws	Austin	Davies
at Baylor					
Northern Arizona					
vs. Virginia Tech					
Loyola Marymount					
at San Francisco					
Pepperdine					
at Santa Clara					
Saint Mary's					
San Diego					
at Gonzaga					
at Portland					
at Pepperdine					
Santa Clara					
at San Diego					
San Francisco					
Portland					
Utah State					
at Saint Mary's					
Gonzaga					
Loyola Marymount					
Won-Loss Records	(1)	(2)	(3)	(4)	(5)
3-2	Carlino	Zylstra	Haws	Sharp	Davies
2-1	Cusick	Zylstra	Haws	Sharp	Davies
1-0	Carlino	Cusick	Haws	Austin	Davies
1-0	Carlino	Cusick	Haws	Sharp	Davies
1-0	Cusick	Zylstra	Haws	Ambrosino	Davies

**GAMES PLAYED**

	2012-13	Career
Brandon Davies	11 (8-3)	110 (91-19)
Brock Zylstra	11 (8-3)	94 (75-19)
Tyler Haws	11 (8-3)	46 (38-8)
Craig Cusick	11 (8-3)	46 (34-12)
Nate Austin	11 (8-3)	46 (34-12)
Anson Winder	7 (5-2)	41 (31-10)
Josh Sharp	11 (8-3)	39 (28-11)
Matt Carlino	11 (8-3)	36 (26-10)
Agustin Ambrosino	10 (7-3)	same
Raul Delgado	9 (7-2)	same
Cory Calvert	9 (6-3)	same
Ian Harward	11 (8-3)	same

**GAMES STARTED**

	2012-13	Career
Brandon Davies	11 (8-3)	73 (58-15)
Tyler Haws	11 (8-3)	44 (36-8)
Brock Zylstra	9 (6-3)	37 (26-11)
Matt Carlino	7 (5-2)	31 (23-8)
Anson Winder	0 (0-0)	15 (12-3)
Craig Cusick	6 (5-1)	9 (7-2)
Josh Sharp	9 (6-3)	same
Nate Austin	1 (1-0)	2 (2-0)
Agustin Ambrosino	1 (1-0)	same

**STREAKS**

Streak	12-13	Overall
Current won/loss streak	3 wins	same
At home	6 wins	9 wins
On the road	1 win	same
On a neutral floor	1 win	same
At home vs. Nonconference	6 wins	9 wins
At home vs. WCC	—	3 wins
On the road vs. Nonconference	1 win	same
On the road vs. WCC	—	1 loss
On a neutral floor vs. Nonconference	1 win	same
On a neutral floor vs. WCC	—	1 loss
At regular season tournament	2 losses	same
At WCC Tournament	—	1 loss
NCAA Tournament	—	1 loss
At NIT	—	2 losses
Games with a 3-point make	11	521

**LEADS AND DEFICITS, BYU'S BIGGEST...**

halftime lead	20 (48-28 vs. UTSA, 11/21/12)
halftime lead lost in defeat	1 (32-31 vs. UND, 11/17/12)
halftime deficit	11 (37-48 at Iowa State, 12/1/12)
halftime deficit erased in victory	9 (26-35 vs. Utah, 12/8/12)
overall lead	37 (95-58 vs. ENMU, 12/18/12)
margin of victory	33 (95-62 vs. ENMU, 12/18/12)
margin of defeat	21 (62-83 at Iowa State, 12/1/12)
lead lost in defeat	7 (49-42 vs. UND, 11/17/12)
overall deficit	27 (50-77 vs. Florida St., 11/16/12)
deficit overcome in victory	12 (19-31 vs. Utah, 12/8/12)



**BYU'S RECORD WHEN ...**

Venue	2012-13	Under Rose
Overall	8-3	193-57
Home	6-0	108-8
Away	1-1	57-31
Neutral	1-2	28-18
Lead at the half/end of game...	2012-13	Under Rose
BYU leads at the half	7-1	164-16
Opponent leads at the half	1-2	24-37
Score tied at the half	0-0	5-4
BYU leads w/5 min left	7-0	182-5
Opponent leads w/5 min left	1-3	9-51
Score tied w/5 min left	0-0	2-1
BYU leads w/1 min left	8-0	188-0
Opponent leads w/1 min left	0-3	3-54
Score tied w/1 min left	0-0	2-3
Game goes into overtime	0-0	6-3
BYU scores...	2012-13	Under Rose
100-plus points	0-0	9-0
90-99 points	1-0	31-0
80-89 points	5-0	62-6
70-79 points	1-1	70-20
60-69 points	1-2	18-26
60 or less points	0-0	3-5
Opponent scores...	2012-13	Under Rose
100-plus points	0-0	1-0
90-99 points	0-0	3-5
80-89 points	0-2	9-21
70-79 points	1-1	32-26
60-69 points	6-0	88-5
50-59 points	1-0	43-0
50 or less points	0-0	18-0
BYU double figure scorers	2012-13	Under Rose
One player in double figures	0-0	1-4
Two players in double figures	2-1	24-15
Three players in double figures	5-1	73-26
Four players in double figures	1-1	64-11
Five players in double figures	0-0	25-1
Six players in double figures	0-0	6-0
Shooting and rebounding	2012-13	Under Rose
BYU shoots 50% or better	6-0	87-7
Opponent shoots 50% or better	0-2	12-23
BYU outshoots opponent	7-0	158-10
Opponent outshoots BYU	1-3	34-45
Teams shoot equal FG%	0-0	1-2
BYU outrebounds opponent	7-1	147-14
Opponent outrebounds BYU	0-2	37-40
BYU, opponent tie in rebounds	1-0	9-3
Wins, losses and rest	2012-13	Under Rose
Coming off a win	5-2	145-47
Coming off a loss	3-1	48-10
Two-plus days between games	8-2	170-45
One day between games	0-0	14-2
Playing the next day	0-1	9-10
Days	2012-13	Under Rose
Monday	0-0	2-0
Tuesday	2-0	30-3
Wednesday	2-0	47-10
Thursday	0-0	17-11
Friday	1-1	21-5
Saturday	3-2	76-28

**BYU'S RECORD WHEN ...**

On television	2012-13	Under Rose
All games on TV	8-2	157-51
On BYUtv	8-0	44-4
On ESPN	0-0	0-1
On ESPN2	0-0	2-6
On ESPNU	0-0	5-1
On truTV	0-2	1-2
On CBS	0-0	4-5
Top 25	2012-13	Under Rose
vs. a top 25 opponent	0-1	8-17
as a top 25 team	0-0	57-16
Months	2012-13	Under Rose
November	5-2	38-8
December	3-1	47-12
January	0-0	42-15
February	0-0	42-7
March	0-0	24-15
Margin of victory/defeat	2012-13	Under Rose
1-4 points	1-0	17-12
5-9 points	0-0	35-13
10-15 points	2-1	49-18
16-19 points	3-1	22-11
20-29 points	1-1	43-3
30-39 points	1-0	17-0
40-49 points	0-0	6-0
50+ points	0-0	4-0

**DUNKS**

	2012-13	Career
Brandon Davies	8	66
Nate Austin	2	6
Brock Zylstra	—	2
Tyler Haws	2	4
Josh Sharp	5	6
Anson Winder	—	1
Raul Delgado	1	1
BYU	18	
Opponents	13	

**FREE THROW STREAKS**

Haws	50	2/13/10 - 11/9/12
Haws	20	12/8/12 - current
Haws	19	11/21/12 - 11/28/12
Haws	15	11/9/12 - 11/17/12
Davies	12	11/21/12 - 11/28/12
Zylstra	11	3/13/12 - 11/24/12
Cusick	6	11/16/12 - current

**LATE GAME FREE THROWS**

Player	5:00-2:00	2:00-0:00
Brandon Davies	8-12 (.667)	0-0 (.000)
Matt Carlino	3-4 (.750)	0-0 (.000)
Tyler Haws	5-6 (.833)	6-6 (1.000)
Craig Cusick	0-0 (.000)	0-2 (.000)
Anson Winder	0-0 (.000)	1-2 (.500)
Josh Sharp	1-2 (.500)	0-0 (.000)
Ian Harward	0-0 (.000)	1-2 (.500)
Agustin Ambrosino	0-0 (.000)	0-1 (.000)
Totals	17-24 (.708)	8-13 (.615)
Under Rose	450-626 (.719)	573-755 (.759)



Senior forward Brandon Davies



Sophomore guard Tyler Haws

**2012-13 SCORING BY HALF (BYU-OPPONENT)**

Opponent	1st half	Margin	FG %	2nd half	Margin	FG %	OT	Margin	FG %	Final	Margin	FG %
TENNESSEE STATE	34-28	+6	48.3-38.5	47-38	+9	61.5-31.0	—	—	—	81-66	+15	54.5-33.8
GEORGIA STATE	44-26	+18	58.1-26.5	36-36	0	44.8-45.2	—	—	—	80-62	+18	51.7-35.4
vs. Florida State	35-44	-9	36.1-60.0	35-44	-9	30.8-56.0	—	—	—	70-88	-18	33.3-58.0
vs. Notre Dame	32-31	+1	42.3-35.5	36-47	-11	40.6-63.6	—	—	—	68-78	-10	38.1-52.1
UTSA	48-28	+20	55.9-39.3	33-34	-1	46.2-39.4	—	—	—	81-62	+19	51.7-39.3
CS NORTHRIDGE	46-40	+6	42.4-46.4	41-35	+6	51.6-38.9	—	—	—	87-75	+12	46.9-42.2
vs. Montana	42-31	+11	62.5-48.0	43-29	+14	44.1-29.2	—	—	—	85-60	+25	51.7-38.8
at Iowa State	37-48	-11	42.4-51.7	25-35	-10	31.3-44.8	—	—	—	62-83	-21	36.9-48.3
UTAH	26-35	-9	29.0-46.4	35-23	+12	33.3-25.0	—	—	—	61-58	+3	31.1-36.5
at Weber State	36-26	+10	48.0-40.7	42-42	0	58.6-48.3	—	—	—	78-68	+10	53.7-44.6
EASTERN NM	44-29	+15	48.6-37.5	51-33	+18	58.3-35.3	—	—	—	95-62	+33	53.5-36.4
at Baylor												
NORTHERN ARIZONA												
vs. Virginia Tech												
LMU												
at San Francisco												
PEPPERDINE												
at Santa Clara												
SAINT MARY'S												
SAN DIEGO												
at Gonzaga												
at Portland												
at Pepperdine												
SANTA CLARA												
at San Diego												
SAN FRANCISCO												
PORTLAND												
UTAH STATE												
at Saint Mary's												
GONZAGA												
at LMU												
Season Totals	38.5-33.3	+5.3	45.6-42.9	38.5-36.0	+2.5	45.1-40.7	—	—	—	77.1-69.3	+7.8	45.3-41.8

**2012-13 OFFENSIVE TRENDS (BYU-OPPONENT)**

Opponent	Pts/Paint	Pts Off TO	2nd Chance Pts	Fastbreak Pts	Bench Pts	Big Run	Big Lead					
TENNESSEE STATE	40-18	+22	17-17	0	2-11	-9	18-2	+16	16-13	+3	9-0/7-0	19/5
GEORGIA STATE	42-24	+18	20-15	+5	7-8	-1	14-4	+10	7-6	+1	16-0/9-0	29/-
vs. Florida State	25-34	-9	15-20	-5	15-6	+9	15-4	+11	18-37	-19	12-0/13-0	-/27
vs. Notre Dame	28-30	-2	13-8	+5	19-4	+15	4-4	0	16-10	+6	7-0/12-0	7/10
UTSA	34-22	+12	15-9	+6	11-5	+6	12-2	+10	24-6	+18	8-0/7-0	23/2
CS NORTHRIDGE	42-32	+10	14-13	+1	13-17	-4	16-0	+16	22-16	+6	12-0/8-0	12/4
vs. Montana	32-16	+16	26-7	+19	9-7	+2	4-0	+4	19-18	+1	12-0/6-0	25/-
at Iowa State	30-32	-2	13-21	-8	8-12	-4	4-4	0	25-19	+6	5-0/12-0	2/22
UTAH	18-22	-4	13-6	+7	9-8	+1	4-0	+4	26-23	+3	6-0/7-0	3/12
at Weber State	36-30	+6	14-18	-4	6-6	0	0-0	0	14-22	-8	8-0/9-0	15/2
EASTERN NM	45-22	+23	15-11	+4	11-12	-1	17-2	+15	43-28	+15	10-0/9-0	37/2
at Baylor												
NORTHERN ARIZONA												
vs. Virginia Tech												
LMU												
at San Francisco												
PEPPERDINE												
at Santa Clara												
SAINT MARY'S												
SAN DIEGO												
at Gonzaga												
at Portland												
at Pepperdine												
SANTA CLARA												
at San Diego												
SAN FRANCISCO												
PORTLAND												
UTAH STATE												
at Saint Mary's												
GONZAGA												
at LMU												
Season Totals	372-282	+90	175-145	+30	110-97	+13	108-22	+86	230-198	+32		
Times Led, Record (W/L/T)	7-0/1-3/0-0		6-1/1-2/1-0		3-2/4-1/1-0		7-1/0-0/1-2		7-2/1-1/0-0			
Under Rose (W/L/T)	125-18/58-37/10-2		149-20/37-35/7-2		119-19/62-35/12-3		137-27/37-18/19-12		112-28/75-28/6-1			



2012-13 WCC Standings (as of 12/19/12)

	Overall	Pct	WCC	Pct
No. 16 Gonzaga	10-1	.909	0-0	.000
Santa Clara	9-2	.818	0-0	.000
Saint Mary's	7-2	.778	0-0	.000
<b>BYU</b>	<b>8-3</b>	<b>.727</b>	<b>0-0</b>	<b>.000</b>
Pepperdine	6-4	.600	0-0	.000
Loyola Marymount	5-4	.556	0-0	.000
San Francisco	5-4	.556	0-0	.000
San Diego	6-6	.500	0-0	.000
Portland	5-6	.455	0-0	.000

WCC Players of the Week

Nov. 12	Kevin Foster, Santa Clara
Nov. 19	Johnny Dee, San Diego
Nov. 26	Elias Harris, Gonzaga
Dec. 3	Cole Dickerson, San Francisco
Dec. 10	Johnny Dee, San Diego
Dec. 17	Brandon Davies, BYU

2012-13 WCC Preseason Poll

Team (First Place Votes)	Points
1. Gonzaga (7)	63
2. <b>BYU (1)</b>	<b>55</b>
3. Saint Mary's (1)	52
4. Loyola Marymount	37
5. San Diego	36
6. Santa Clara	35
7. San Francisco	19
8. Portland	15

2012-13 Preseason All-WCC Team

Player	School	Yr.	Pos.
Gary Bell, Jr.	Gonzaga	So.	G
<b>Brandon Davies</b>	<b>BYU</b>	<b>Sr.</b>	<b>F</b>
Johnny Dee	San Diego	So.	G
Matthew Dellavedova	Saint Mary's	Sr.	G
Sam Dower	Gonzaga	Jr.	C
Kevin Foster	Santa Clara	Sr.	G
Elias Harris	Gonzaga	Sr.	F
Stephen Holt	Saint Mary's	Jr.	G
Anthony Ireland	Loyola Marymount	Jr.	G
Kevin Pangos	Gonzaga	So.	G

TEAM	All	Conf
WCC Stats (12/19/12)		
Scoring Offense	4th	—
Scoring Defense	8th	—
Scoring Margin	4th	—
FT Percentage	2nd	—
FG Percentage	5th	—
FG Percentage Defense	7th	—
3FG Percentage	8th	—
3FG Percentage Defense	1st	—
3-Point FG Made/Game	8th	—
Rebounding Offense	2nd	—
Rebounding Defense	9th	—
Rebounding Margin	4th	—
Blocked Shots	4th	—
Assists	2nd	—
Steals	3rd	—
Turnover Margin	3rd	—
Assist/Turnover Ratio	2nd	—
Offensive Rebounds	T3rd	—
Defensive Rebounds	1st	—
Defensive Reb Pct	3rd	—
Offensive Reb Pct	6th	—
<b>NCAA Stats (12/16/12)</b>	<b>Rank</b>	<b>Actual</b>
Won-Lost Percentage	87	70.0
Scoring Offense	60	75.3
Scoring Defense	248	70.0
Scoring Margin	135	5.3
Field-Goal Percentage	137	44.4
Field-Goal Pct Defense	188	42.4
3-Point Field Goals/Game	230	5.5
3-Point Field-Goal Pct	238	30.6
3-Point FG Defense	126	31.5
Free-Throw Percentage	52	73.8
Rebound Margin	70	5.1
Assists Per Game	31	16.4
Assist Turnover Ratio	41	1.23
Blocked Shots Per Game	152	3.7
Steals Per Game	129	7.7
Turnovers Per Game	123	13.3
Turnover Margin	137	1.3
Personal Fouls Per Game	210	18.6

INDIVIDUAL	Top BYU player - All	Top BYU player - Conf
WCC (12/19/12)		
Scoring	Tyler Haws - 2nd	—
Rebounding	Brandon Davies - 6th	—
FG Percentage	Brandon Davies - 6th	—
Assists	Matt Carlino - 9th	—
FT Percentage	Tyler Haws - 1st	—
Steals	Matt Carlino - T9th	—
3FG Percentage	—	—
3FG Made/Game	—	—
Blocked Shots	Brandon Davies - 2nd	—
Assist/TO Ratio	Matt Carlino - 8th	—
Offensive Rebounds	Josh Sharp - 8th	—
Defensive Rebounds	Brandon Davies - 5th	—
Minutes Played	Tyler Haws - 5th	—
<b>NCAA Stats (12/16/12)</b>	<b>BYU Player - Rank</b>	<b>Actual</b>
Points Per Game	Tyler Haws - 16	20.4
	Brandon Davies - 33	19.4
Field Goal Percentage	Brandon Davies - 53	56.0
	Tyler Haws - 215	45.3
Free Throw Percentage	Tyler Haws - 7	94.9
Rebounds Per Game	Brandon Davies - 160	7.4
Assists Per Game	Matt Carlino - 132	4.3
Blocked Shots Per Game	Brandon Davies - 82	1.8
Assist/Turnover Ratio	Matt Carlino - 110	2.05
Double-Doubles	Brandon Davies - 108	2



**BYU BASKETBALL**

**ROSTER AND CAREER HIGHS**

No.	Name	Pos.	Ht.	Wt.	Yr.	Hometown (Previous School)	Pronunciations
0	Brandon Davies	F	6-9	235	Sr.	Provo, Utah (Provo HS)	AGUSTIN AMBROSINO AH-go-steen ahm-bro-SEE-no
1	Raul Delgado	G	6-2	195	Jr.	Chihuahua, Mexico (Western Neb. CC)	ANSON WINDER AN-sun WINE-der
2	Craig Cusick	G	6-2	185	Sr.	Orem, Utah (Utah)	BROCK ZYLSTRA ZIL-stra
3	Tyler Haws	G	6-5	200	So.	Alpine, Utah (Lone Peak HS)	MATT CARLINO car-LEE-no
5	Agustin Ambrosino	F	6-8	225	Jr.	Cordoba, Argentina (Salt Lake CC)	RAUL DELGADO rah-OOL del-GAH-doh
10	Matt Carlino	G	6-2	175	So.	Scottsdale, Ariz. (Bloomington South HS)	TERRY NASHIF NASH-if
12	Josh Sharp	F	6-7	185	So.	Highland, Utah (Utah)	IAN HARWARD HAR-word
13	Brock Zylstra	G	6-6	210	Sr.	La Verne, Calif. (Bonita HS)	ROBERT RAMOS RAY-mus
20	Anson Winder	G	6-3	195	So.	Las Vegas, Nev. (Bishop Gorman HS)	
23	Cory Calvert	G	6-3	185	Fr.	Parker, Colo. (Chaparral HS)	
30	Cooper Ainge	G	6-0	175	Fr.	Wellesley, Mass. (Wellesley HS)	
33	Nate Austin	F	6-10	230	So.	Alpine, Utah (Lone Peak HS)	
42	Ian Harward	C	6-11	215	Fr.	Orem, Utah (Orem HS)	

Head Coach: Dave Rose, 8th year (Houston, 1983)

Assistant Coaches: Terry Nashif (BYU, 2005); Tim LaComb (Utah, 2006); Mark Pope (Kentucky, 1996)

Director of Basketball Operations: Mike Hall (BYU, 2005)

Coordinator of Player Development: Garrett Faucette (BYU, 2008)

Team Trainer: Robert Ramos (BYU, 1995)

**2012-13 SEASON AND CAREER HIGHS**

#	Player	Points	Rebounds	Assists
0	Brandon Davies	Season: 33 at Weber State Career: same	10 vs. UTSA, vs. Montana 22 vs. San Diego (11-12)	6 vs. Montana 6, three times, last vs. Montana (12-13)
1	Raul Delgado	Season: 5 vs. Montana Career: same	6 vs. ENMU same	3 vs. ENMU same
2	Craig Cusick	Season: 10 vs. FSU Career: 12 at Portland, vs. Marquette (11-12)	8 vs. UTSA same	6 vs. ENMU 8 vs. Weber State (11-12), vs. Iona (11-12)
3	Tyler Haws	Season: 32 vs. CSUN Career: same	9 vs. FSU 11, twice, last at UTEP (09-10)	5 vs. GSU, vs. FSU 6 vs. Idaho State (09-10)
5	Agustin Ambrosino	Season: 14 vs. ENMU Career: same	8 vs. ENMU same	2 vs. UTSA, vs. ENMU same
10	Matt Carlino	Season: 19 vs. Utah Career: 30 at San Francisco (11-12)	5 vs. TSU 7 vs. Buffalo (11-12), at USD (11-12)	10 vs. TSU 11 vs. Buffalo (11-12)
12	Josh Sharp	Season: 13 vs. Montana Career: same	10 vs. Notre Dame same	1 vs. TSU, vs. Notre Dame, vs. CSUN, at WSU 3 vs. Longwood (11-12)
13	Brock Zylstra	Season: 14 vs. CSUN Career: 26 vs. Buffalo (11-12)	7 vs. CSUN 9 vs. Portland (11-12)	5 vs. CSUN 5 vs. UCSB (11-12), vs. CSUN (12-13)
20	Anson Winder	Season: 3 vs. Utah, vs. ENMU Career: 20 vs. Buffalo (11-12)	2 at Iowa State 6 at San Francisco (11-12)	3 vs. ENMU 9 vs. Northern Arizona (11-12)
23	Cory Calvert	Season: 10 vs. ENMU Career: same	2 vs. ENMU same	2 vs. FSU, vs. ENMU same
33	Nate Austin	Season: 8 at Iowa State Career: 15 vs. Weber State (11-12)	8 vs. FSU 10 at Gonzaga (11-12)	4 vs. ENMU same
42	Ian Harward	Season: 7 vs. Notre Dame Career: same	4 vs. Montana same	1 vs. Montana same

**GEOGRAPHIC BREAKDOWN**

Argentina	Agustin Ambrosino
Mexico	Raul Delgado
Arizona	Matt Carlino
California	Brock Zylstra
Colorado	Cory Calvert
Massachusetts	Cooper Ainge
Nevada	Anson Winder
Utah	Nate Austin, Brandon Davies, Craig Cusick, Ian Harward, Tyler Haws, Josh Sharp

**CLASS BREAKDOWN**

Seniors	Juniors	Sophomores	Freshmen
Craig Cusick Brandon Davies Brock Zylstra	Agustin Ambrosino Raul Delgado	Nate Austin Matt Carlino Tyler Haws Josh Sharp Anson Winder	Cooper Ainge* Cory Calvert Ian Harward

\*Redshirting in 2012-13

**CAREER HIGHLIGHTS**

- 193-57 overall record (second all-time at BYU in wins) for a BYU record .772 winning percentage
- With 185 victories through first seven seasons is fourth all-time for best career starts by wins in NCAA history
- With 159 victories through first six seasons is tied for third all-time for best career starts by wins in NCAA history
- Fourth among active coaches in career winning percentage, behind Roy Williams, Mark Few and John Calipari and ahead of Thad Matta and Mike Krzyzewski
- Four Mountain West Conference regular season titles, a BYU and MWC record
- Three-time MWC Coach of the Year (2006, 2007, 2011)
- Two-time USBWA District VIII Coach of the Year (2006, 2011)
- Naismith Coach of the Year Finalist in 2011
- Finalist for the Clair Bee Award in 2010
- Honorable Mention for National Coach of the Year by Scout.com (2006)
- Six-consecutive trips to the NCAA Tournament, a BYU record
- Six-consecutive 25-win seasons, a BYU record
- BYU basketball has 11 25-win seasons in its 110-year history and Rose has been the head coach of six of those teams
- Holds top two spots for wins in a season in BYU history with 32 in 2010-11 and 30 in 2009-10
- Only BYU coach to win at least 20 games in each of his first seven seasons
- Took BYU to the Sweet 16 in 2011 for the first time since 1981
- Coached Jimmer Fredette, the 2011 Consensus National Player of the Year (received the Wooden Award, Naismith Trophy, Oscar Robertson Trophy and other national awards)



Scan to view Rose's profile on BYUcougars.com



**COACHING EXPERIENCE**

- BYU Head Coach (2005-present)
- BYU Associate Head Coach (2000-2005)
- BYU Assistant Coach (1997-2000)
- Dixie State Head Coach (1990-1997)
- Dixie State Assistant Coach (1987-1990)
- Assistant coach at Pine View High School (1986-87)
- Head coach at Millard High School (1983-86)

**SERVICE**

- A member of the National Coaches vs. Cancer Council that includes Mike Krzyzewski (Duke), Roy Williams (North Carolina), Jim Boeheim (Syracuse) and Mike Brey (Notre Dame)
- Assisting with the Hope Lodge, a facility to be constructed in Salt Lake City to house families of cancer patients
- NABC Game Pillar Award for Service in 2008
- 63rd recipient of the Dale Rex Memorial Award
- Honorary Chair of the Children with Cancer Christmas Foundation
- Was the first coach in the state of Utah to participate in the American Cancer Society's nationwide Coaches vs. Cancer campaign
- Lobbied before Congress for more funding for cancer research in September 2010

**EDUCATION**

- Houston (1983, B.A.)

**PLAYING CAREER**

- Played baseball and basketball at Dixie State College
- Played for Houston from 1980-83 (played in 1980-81 and 82-83, redshirted in 1981-82)
- Co-Captain on the famous "Phi-Slamma Jamma" team that featured Hakeem (then Akeem) Olajuwon and Clyde Drexler
- Helped Houston achieve a No. 1 ranking and reach the national championship game in 1983

**MISSION**

- Manchester England (1977-79)

**PERSONAL/FAMILY**

- Wife: Cheryl
- Children: Daughter Chanell and husband Brock Reichner, son Garrett and wife Brooke, daughter Taylor
- Dave and Cheryl Rose have seven grandchildren

**ROSE'S BYU COACHING LEDGER**

Season	Overall	Pct.	Home	Pct.	Away	Pct.	Neutral	Pct.	Conf.	Pct.	Tourney	NCAA/NIT
05-06	20-9	.690	14-1	.933	5-7	.417	1-2	.500	12-4	.750	0-1	0-1 NIT
06-07	25-9	.735	17-0	1.000	6-7	.462	2-2	.500	13-3	.813	2-1	0-1 NCAA
07-08	27-8	.771	16-0	1.000	9-3	.615	3-3	.500	14-2	.875	2-1	0-1 NCAA
08-09	25-8	.758	14-2	.875	8-5	.750	2-3	.400	12-4	.750	1-1	0-1 NCAA
09-10	30-6	.833	15-1	.938	10-4	.714	5-1	.833	13-3	.813	1-1	1-1 NCAA
10-11	32-5	.865	13-1	.929	10-1	.909	9-3	.750	14-2	.875	2-1	2-1 NCAA
11-12	26-9	.743	13-3	.813	8-3	.727	5-3	.625	12-4	.750	1-1	1-1 NCAA
12-13	8-3	.727	6-0	1.000	1-1	.500	1-2	.333	0-0	.000	0-0	—
Totals	193-57	.772	108-8	.931	57-31	.648	28-18	.609	90-22	.804	9-7	4-7

**TOP CAREER START BASED ON CURRENT NUMBER OF YEARS (THROUGH 2011-12)**

Coach, School	Yrs.	W	L	Pct.
Steve Prohm, Murray State	1	31	2	.939
Andy Toole, Robert Morris	2	44	25	.638
Shaka Smart, VCU	3	84	28	.750
John Groce, Illinois	4	85	56	.603
Brad Stevens, Butler	5	139	40	.777
Anthony Grant, Alabama	6	139	64	.685
Dave Rose, BYU	7	185	54	.774
Sean Miller, Arizona	8	189	82	.697
Jamie Dixon, Pittsburgh	9	238	77	.756
Mike Anderson, Arkansas	10	218	112	.661
Randy Bennett, Saint Mary's	11	235	118	.666
Thad Matta, Ohio State	12	323	96	.771
Mark Few, Gonzaga	13	342	90	.792
Bruce Weber, Kansas State	14	313	155	.669
Mark Gottfried, NC State	15	303	167	.645

**BEST CAREER STARTS BY WINS, 7 SEASONS**

Coach, School	Date	W	L	Pct.
Mark Few, Gonzaga	2000-06	188	41	.821
Jamie Dixon, Pittsburgh	2004-10	188	54	.777
Everett Case, NC State	1947-53	187	45	.806
Dave Rose, BYU	2006-12	185	54	.774
Roy Williams, Kansas	1989-95	184	51	.783
Thad Matta, Butler, Xavier, OSU	2001-07	183	53	.775
Larry Brown, UCLA & Kansas	1980-81, 84-88	172	60	.741

**ROSE'S MILESTONE VICTORIES**

Win	Date	Opponent	Score	Record
25	12/06/06	San Jose State	81-69	25-11 (.694)
50	11/23/07	vs. No. 6 Louisville	78-76	50-18 (.735)
75	11/20/08	North Florida	74-41	75-26 (.743)
100	11/20/09	at Hawaii	83-65	100-34 (.746)
125	03/06/10	at TCU	107-77	125-38 (.767)
150	02/09/11	at Air Force	90-52	150-42 (.781)
175	01/16/12	at San Diego	82-63	175-49 (.781)





**1 — RAUL DELGADO** 6-2 • 195 • JUNIOR • GUARD • CHIHUAHUA, MEXICO (WESTERN NEBRASKA CC)

**2012-13 SEASON — PPG: 1.7 RPG: 1.7 APG: 1.0 SPG: 0.7 BPG: 0.0 FG%: .318 3FG%: .111 FT%: .000**

**Last Time Out**

- Scored 4 points, including one dunk, and added 6 rebounds, 3 assists and 2 steals in 16 minutes against Eastern New Mexico

Scan for Delgado's bio on BYUCougars.com



**In 2012-13**

- Scored 4 points and added 6 rebounds, 3 assists and 2 steals in 16 minutes against Eastern New Mexico
- Played 12 minutes and contributed 2 points, 2 rebounds, 2 assists and 2 steals against Weber State
- Scored a career-high 5 points and hit his first career three vs. Montana
- Scored first career points as a Cougar with a jumper vs. UTSA

**Before BYU**

- Played two seasons at Western Nebraska Community College for Russell Beck and was a team captain
- As a sophomore in 2011-12 led WNCC to a 26-7 record, averaged 18.3 points, 3.2 rebounds and 1.8 steals per game while shooting .485 from the field, .433 from three and .768 from the free throw line

**Other**

- Parents are Luis Raul Delgado Torres and Maria de Los Angeles Cruz Muños and has one sister
- Lived with his adoptive family, David and Cheri Ereksen and their five children, when he came to the United States

**2012-13 SEASON HIGHS**

PTS	5, vs. Montana – 11/28/12
1st H	3, vs. Montana – 11/28/12
2nd H	2, three, last vs. ENMU - 12/18/12
REB	6, ENMU - 12/18/12
AST	3, ENMU - 12/18/12
STL	2, twice, last vs. ENMU - 12/18/12
BLK	---
FGM	2, twice last vs. ENMU - 12/18/12
FGA	6, ENMU - 12/18/12
3PM	1, vs. Montana – 11/28/12
3PA	2, twice, last vs. ENMU - 12/18/12
FTM	---
FTA	1, ENMU - 12/18/12

**MISCELLANEOUS**

	12-13	Career
Double-Figure PTS	0 (0-0)	0 (0-0)
20-plus Pts	0 (0-0)	0 (0-0)
Double-Figure REB	0 (0-0)	0 (0-0)
Double-Doubles	0 (0-0)	0 (0-0)
3-plus STL	0 (0-0)	0 (0-0)
3-plus BLK	0 (0-0)	0 (0-0)
3-plus 3-point FG	0 (0-0)	0 (0-0)
Scoring Leader	0 (0-0)	0 (0-0)
Rebound Leader	0 (0-0)	0 (0-0)
Assist Leader	0 (0-0)	0 (0-0)

**2012-13 GAME-BY-GAME**

Opponent	Date	GS	Min	FG	FGA	Pct	3FG	FGA	Pct	FT	FTA	Pct	Off	Def	TR	Avg	PF	FO	A	TO	Blk	Stl	Pts	Avg	
TENNESSEE STATE	11/09/12		5	0	0	.000	0	0	.000	0	0	.000	0	0	0	0.0	0	0	0	0	0	1	0	0.0	
GEORGIA STATE	11/13/12		10	0	1	.000	0	1	.000	0	0	.000	1	3	4	2.0	2	0	1	0	0	0	0	0.0	
vs. Florida State	11/16/12		7	0	2	.000	0	1	.000	0	0	.000	0	0	0	1.3	1	0	1	0	0	0	0	0.0	
vs. Notre Dame	11/17/12																								
UTSA	11/21/12		6	1	3	.333	0	0	.000	0	0	.000	0	0	0	1.0	1	0	1	0	0	0	2	0.5	
CS NORTHBRIDGE	11/24/12																								
vs. Montana	11/28/12		10	2	3	.667	1	2	.500	0	0	.000	0	0	0	0.8	2	0	1	0	0	1	5	1.4	
at Iowa State	12/01/12		10	1	4	.250	0	1	.000	0	0	.000	1	1	2	1.0	1	0	0	1	0	0	2	1.5	
UTAH	12/08/12		1	0	1	.000	0	1	.000	0	0	.000	1	0	1	1.0	0	0	0	0	0	0	0	1.3	
at Weber State	12/15/12		12	1	2	.500	0	1	.000	0	0	.000	0	2	2	1.1	2	0	2	0	0	2	2	1.4	
EASTERN NM	12/18/12		16	2	6	.333	0	2	.000	0	1	.000	1	5	6	1.7	3	0	3	3	0	2	4	1.7	
at Baylor	12/21/12																								
NORTHERN ARIZONA	12/27/12																								
vs. Virginia Tech	12/29/12																								
LMU	01/03/13																								
at San Francisco	01/05/13																								
PEPPERDINE	01/10/13																								
at Santa Clara	01/12/13																								
SAINT MARY'S	01/16/13																								
SAN DIEGO	01/19/13																								
at Gonzaga	01/24/13																								
at Portland	01/26/13																								
at Pepperdine	01/31/13																								
SANTA CLARA	02/02/13																								
at San Diego	02/07/13																								
SAN FRANCISCO	02/09/13																								
PORTLAND	02/16/13																								
UTAH STATE	02/19/13																								
at Saint Mary's	02/21/13																								
GONZAGA	02/28/13																								
at LMU	03/02/13																								
Totals			0	77	7	22	.318	1	9	.111	0	1	.000	4	11	15	1.7	12	0	9	4	0	6	15	1.7

**CAREER STATISTICS (ALL GAMES)**

Year	GP	GS	Min	Avg	FG	FGA	Pct	3FG	FGA	Pct	FT	FTA	Pct	Off	Def	TR	Avg	PF	FO	A	TO	Blk	Stl	Pts	Avg
2012-13	9	0	77	8.6	7	22	.318	1	9	.111	0	1	.000	4	11	15	1.7	12	0	9	4	0	6	15	1.7
TOTAL	9	0	77	8.6	7	22	.318	1	9	.111	0	1	.000	4	11	15	1.7	12	0	9	4	0	6	15	1.7

**CAREER STATISTICS (CONFERENCE GAMES)**

Year	GP	GS	Min	Avg	FG	FGA	Pct	3FG	FGA	Pct	FT	FTA	Pct	Off	Def	TR	Avg	PF	FO	A	TO	Blk	Stl	Pts	Avg
2012-13	0	0	0	0.0	0	0	.000	0	0	.000	0	0	.000	0	0	0	0.0	0	0	0	0	0	0	0	0.0
TOTAL	0	0	0	0.0	0	0	.000	0	0	.000	0	0	.000	0	0	0	0.0	0	0	0	0	0	0	0	0.0



2 — CRAIG CUSICK

6-2 • 185 • SENIOR • GUARD • OREM, UTAH (UTAH)

2012-13 SEASON — PPG: 5.5 RPG: 3.1 APG: 2.8 SPG: 1.2 BPG: 0.0 FG%: .377 3FG%: .371 FT%: .636

Last Time Out

- Contributed a season-high 6 assists, 8 points, 5 rebounds and 2 steals against Eastern New Mexico

Scan for Cusick's bio on BYUcougars.com



In 2012-13

- Has hit a three in 9 of 11 games, and posted 2-plus assists in 10 of 11 games this season
- Totaled 6 points, 3 rebounds, 2 assists and 3 steals vs. Montana
- Posted 7 points on 3 of 3 shooting, a career-high 8 rebounds, 4 assists and 1 steal vs. UTSA
- Had 5 points, 2 assists and 1 rebound vs. Notre Dame
- Scored 10 points and added 2 rebounds and 3 assists vs. Florida State
- Scored 6 points and added 4 rebounds and 4 assists against Tennessee State

In 2011-12

- Named Academic All-WCC and to the NABC Honors Court and received Silver Honors on the WCC Commissioner's Honor Roll
- Posted season highs of 12 points, 4 rebounds, 8 assists and 4 steals

Other

- Parents are Randy and Debbie Cusick
- Wife's name is Sadie

2012-13 SEASON HIGHS

PTS	10, vs. Florida State – 11/16/12
1st H	5 vs. Utah - 12/8/12
2nd H	10, vs. Florida State – 11/16/12
REB	8, vs. UTSA – 11/21/12
AST	6, ENMU - 12/18/12
STL	3, vs. Montana – 11/28/12
BLK	—
FGM	3, twice, last UTSA – 11/21/12
FGA	11, vs. Florida State – 11/16/12
3PM	2, 3 times, last vs. Utah – 12/8/12
3PA	7, vs. Florida State – 11/16/12
FTM	2, 3 times, last vs. Utah – 12/8/12
FTA	5, Tennessee State – 11/9/12

CAREER HIGHS

PTS	12, twice, last vs. Marquette – 3/15/12
REB	8, vs. UTSA – 11/21/12
AST	8, 2 times, last vs. Iona – 3/13/12
STL	4, at Portland – 2/4/12
BLK	—
FGM	4, at Portland – 2/4/12
FGA	11, vs. Florida State – 11/16/12
3PM	3, twice, last vs. Marquette – 3/15/12
3PA	7, vs. Florida State – 11/16/12
FTM	4, twice, last at Pepperdine – 1/21/12
FTA	6, at Pepperdine – 1/21/12

MISCELLANEOUS

	12-13	Career
Double-Figure PTS	1 (0-1)	4 (2-2)
20-plus Pts	0 (0-0)	0 (0-0)
Double-Figure REB	0 (0-0)	0 (0-0)
Double-Doubles	0 (0-0)	0 (0-0)
3-plus STL	1 (1-0)	2 (2-0)
3-plus BLK	0 (0-0)	0 (0-0)
3-plus 3-point FG	0 (0-0)	2 (1-1)
Scoring Leader	0 (0-0)	0 (0-0)
Rebound Leader	0 (0-0)	0 (0-0)
Assist Leader	3 (2-1)	9 (5-4)

2012-13 GAME-BY-GAME

Opponent	Date	GS	Min	FG	FGA	Pct	3FG	FGA	Pct	FT	FTA	Pct	Off	Def	TR	Avg	PF	FO	A	TO	Blk	Stl	Pts	Avg	
TENNESSEE STATE	11/09/12		22	2	4	.500	1	1	1.000	1	5	.200	0	4	4	4.0	0	0	4	3	0	0	6	6.0	
GEORGIA STATE	11/13/12		23	1	5	.200	1	4	.250	0	0	.000	0	1	1	2.5	1	0	2	1	0	2	3	4.5	
vs. Florida State	11/16/12		30	3	11	.273	2	7	.286	2	2	1.000	1	1	2	2.3	3	0	3	0	0	1	10	6.3	
vs. Notre Dame	11/17/12		13	1	3	.333	1	2	.500	2	2	1.000	0	1	1	2.0	2	0	2	1	0	0	5	6.0	
UTSA	11/21/12		29	3	3	1.000	1	1	1.000	0	0	.000	0	8	8	3.2	1	0	4	3	0	1	7	6.2	
CS NORTHRIDGE	11/24/12	*	33	2	6	.333	1	4	.250	0	0	.000	1	2	3	3.2	0	0	2	2	0	1	5	6.0	
vs. Montana	11/28/12	*	27	2	6	.333	2	5	.400	0	0	.000	0	3	3	3.1	3	0	2	0	0	3	6	6.0	
at Iowa State	12/01/12	*	22	0	1	.000	0	1	.000	0	0	.000	0	3	3	3.1	1	0	3	1	0	1	0	5.3	
UTAH	12/08/12	*	29	2	6	.333	2	5	.400	2	2	1.000	0	0	0	2.8	2	0	2	2	0	2	8	5.6	
at Weber State	12/15/12	*	23	1	3	.333	0	1	.000	0	0	.000	0	4	4	2.9	3	0	1	0	0	0	2	5.2	
EASTERN NM	12/18/12	*	21	3	5	.600	2	4	.500	0	0	.000	0	5	5	3.1	1	0	6	1	0	2	8	5.5	
at Baylor	12/21/12																								
NORTHERN ARIZONA	12/27/12																								
vs. Virginia Tech	12/29/12																								
LMU	01/03/13																								
at San Francisco	01/05/13																								
PEPPERDINE	01/10/13																								
at Santa Clara	01/12/13																								
SAINT MARY'S	01/16/13																								
SAN DIEGO	01/19/13																								
at Gonzaga	01/24/13																								
at Portland	01/26/13																								
at Pepperdine	01/31/13																								
SANTA CLARA	02/02/13																								
at San Diego	02/07/13																								
SAN FRANCISCO	02/09/13																								
PORTLAND	02/16/13																								
UTAH STATE	02/19/13																								
at Saint Mary's	02/21/13																								
GONZAGA	02/28/13																								
at LMU	03/02/13																								
Totals			6	272	20	53	.377	13	35	.371	7	11	.636	2	32	34	3.1	17	0	31	14	0	13	60	5.5

CAREER STATISTICS (ALL GAMES)

Year	GP	GS	Min	Avg	FG	FGA	Pct	3FG	FGA	Pct	FT	FTA	Pct	Off	Def	TR	Avg	PF	FO	A	TO	Blk	Stl	Pts	Avg
2011-12	35	3	588	16.8	33	89	.371	22	58	.379	22	34	.647	5	47	52	1.5	39	0	74	25	0	29	110	3.1
2012-13	11	6	272	24.7	20	53	.377	13	35	.371	7	11	.636	2	32	34	3.1	17	0	31	14	0	13	60	5.5
TOTAL	46	9	860	18.7	53	142	.373	35	93	.376	29	45	.644	7	79	86	1.9	56	0	105	39	0	42	170	3.7

CAREER STATISTICS (CONFERENCE GAMES)

Year	GP	GS	Min	Avg	FG	FGA	Pct	3FG	FGA	Pct	FT	FTA	Pct	Off	Def	TR	Avg	PF	FO	A	TO	Blk	Stl	Pts	Avg
2011-12	16	0	286	17.9	18	49	.367	14	30	.467	10	16	.625	4	21	25	1.6	17	0	29	12	0	17	60	3.8
TOTAL	16	0	286	17.9	18	49	.367	14	30	.467	10	16	.625	4	21	25	1.6	17	0	29	12	0	17	60	3.8



3 — TYLER HAWS

6-5 • 200 • SOPHOMORE • GUARD • ALPINE, UTAH (LONE PEAK HS)

2012-13 SEASON — PPG: 20.3 RPG: 5.5 APG: 2.7 SPG: 1.4 BPG: 0.3 FG%: .467 3FG%: .333 FT%: .949

Last Time Out

- Scored 19 points and contributed 5 rebounds and 2 steals against Eastern New Mexico

Scan for Cusick's bio on BYUcougars.com



In 2012-13

- Has scored 20-plus points in 7 of 11 games this season and scored in double figures in 10 of 11 games
- Has shot a perfect 100 percent from the free throw line six times this season
- Scored a career-high 32 points and hit a career-best 12 of 12 from the free throw line vs. CSUN
- Named to the Acura Coaches vs. Cancer Classic All-Tournament Team
- Totaled team highs of 21 points and 4 assists against Notre Dame and added 8 rebounds and 2 steals
- Posted a near double-double with 23 points, 9 rebounds, 5 steals, 1 block and 3 steals vs. Florida State

In 2009-10

- Named to All-MWC Third Team, Academic All-MWC and HoopTV Las Vegas Classic All-Tournament Team
- Averaged 11.3 points and 4.2 rebounds and shot .498 from the field, .368 from three and .917 from the free throw line

Other

- Named 5A state MVP as a junior and senior by the Salt Lake Tribune and as a sophomore by the Deseret News
- Led Lone Peak to state titles as a sophomore and junior and a second-place finish as a senior

2012-13 SEASON HIGHS

PTS	32, vs. CSUN – 11/24/12
1st H	17, vs. CSUN – 11/24/12
2nd H	17, vs. Notre Dame – 11/17/12
REB	9, vs. Florida State – 11/16/12
AST	5, GSU – 11/13/12, vs. FSU – 11/16/12
STL	3, vs. Florida State – 11/16/12
BLK	1, twice, last vs. Montana – 11/28/12
FGM	10, vs. Florida State – 11/16/12
FGA	20, twice, last vs. UND – 11/17/12
3PM	4, Georgia State – 11/13/12
3PA	6, Georgia State – 11/13/12
FTM	12, vs. CSUN – 11/24/12
FTA	12, vs. CSUN – 11/24/12

CAREER HIGHS

PTS	32, vs. CSUN – 11/24/12
REB	11, twice, last, at UTEP – 1/9/10
AST	6, Idaho State – 11/17/09
STL	4, Air Force – 2/13/10
BLK	2, Idaho State – 11/17/09
FGM	10, vs. Florida State – 11/16/12
FGA	20, twice, last vs. UND – 11/17/12
3PM	4, Wyoming – 1/20/10, GSU – 11/13/12
3PA	8, New Mexico – 2/27/10
FTM	12, vs. CSUN – 11/24/12
FTA	12, vs. CSUN – 11/24/12

MISCELLANEOUS

	12-13	Career
Double-Figure PTS	10 (8-2)	30 (26-4)
20-plus Pts	7 (5-2)	11 (9-2)
Double-Figure REB	0 (0-0)	2 (2-0)
Double-Doubles	0 (0-0)	2 (2-0)
3-plus STL	1 (0-1)	3 (2-1)
3-plus BLK	0 (0-0)	0 (0-0)
3-plus 3-point FG	1 (1-0)	5 (4-1)
Scoring Leader	5 (3-2)	10 (8-2)
Rebound Leader	1 (0-1)	9 (7-2)
Assist Leader	4 (1-3)	6 (3-3)

2012-13 GAME-BY-GAME

Opponent	Date	GS	Min	FG	FGA	Pct	3FG	FGA	Pct	FT	FTA	Pct	Off	Def	TR	Avg	PF	FO	A	TO	Blk	Stl	Pts	Avg	
TENNESSEE STATE	11/09/12	*	30	7	15	.467	0	2	.000	8	9	.889	0	4	4	4.0	1	0	1	1	0	0	22	22.0	
GEORGIA STATE	11/13/12	*	32	8	12	.667	4	6	.667	2	2	1.000	1	6	7	5.5	0	0	5	4	0	2	22	22.0	
vs. Florida State	11/16/12	*	35	10	20	.500	1	4	.250	2	2	1.000	6	3	9	6.7	3	0	5	3	1	3	23	22.3	
vs. Notre Dame	11/17/12	*	40	8	20	.400	0	2	.000	5	6	.833	2	6	8	7.0	2	0	4	2	0	2	21	22.0	
UTSA	11/21/12	*	35	8	16	.500	2	4	.500	2	2	1.000	2	4	6	6.8	1	0	3	3	0	0	20	21.6	
CS NORTHBRIDGE	11/24/12	*	33	9	17	.529	2	4	.500	12	12	1.000	3	3	6	6.7	2	0	1	2	0	0	32	23.3	
vs. Montana	11/28/12	*	31	6	12	.500	1	4	.250	5	6	.833	0	2	2	6.0	0	0	3	3	1	1	18	22.6	
at Iowa State	12/01/12	*	29	4	13	.308	1	4	.250	0	0	.000	1	1	2	5.5	2	0	3	5	0	2	9	20.9	
UTAH	12/08/12	*	34	2	10	.200	0	3	.000	10	10	1.000	2	4	6	5.6	2	0	1	1	0	1	14	20.1	
at Weber State	12/15/12	*	38	6	15	.400	1	2	.500	10	10	1.000	2	4	6	5.6	2	0	3	1	1	2	23	20.4	
EASTERN NM	12/18/12	*	26	9	15	.600	1	4	.250	0	0	.000	1	4	5	5.5	0	0	1	2	0	2	19	20.3	
at Baylor	12/21/12																								
NORTHERN ARIZONA	12/27/12																								
vs. Virginia Tech	12/29/12																								
LMU	01/03/13																								
at San Francisco	01/05/13																								
PEPPERDINE	01/10/13																								
at Santa Clara	01/12/13																								
SAINTE MARY'S	01/16/13																								
SAN DIEGO	01/19/13																								
at Gonzaga	01/24/13																								
at Portland	01/26/13																								
at Pepperdine	01/31/13																								
SANTA CLARA	02/02/13																								
at San Diego	02/07/13																								
SAN FRANCISCO	02/09/13																								
PORTLAND	02/16/13																								
UTAH STATE	02/19/13																								
at Saint Mary's	02/21/13																								
GONZAGA	02/28/13																								
at LMU	03/02/13																								
Totals			11	363	77	165	.467	13	39	.333	56	59	.949	20	41	61	5.5	15	0	30	27	3	15	223	20.3

CAREER STATISTICS (ALL GAMES)

Year	GP	GS	Min	Avg	FG	FGA	Pct	3FG	FGA	Pct	FT	FTA	Pct	Off	Def	TR	Avg	PF	FO	A	TO	Blk	Stl	Pts	Avg
2009-10	35	33	924	26.4	131	263	.498	25	68	.368	110	120	.917	49	97	146	4.2	53	0	54	41	5	26	397	11.3
2012-13	11	11	363	33.0	77	165	.467	13	39	.333	56	59	.949	20	41	61	5.5	15	0	30	27	3	15	223	20.3
TOTAL	46	44	1287	28.0	208	428	.486	38	107	.355	166	179	.927	69	138	207	4.5	68	0	84	68	8	41	620	13.5

CAREER STATISTICS (CONFERENCE GAMES)

Year	GP	GS	Min	Avg	FG	FGA	Pct	3FG	FGA	Pct	FT	FTA	Pct	Off	Def	TR	Avg	PF	FO	A	TO	Blk	Stl	Pts	Avg
2009-10	16	16	424	26.5	57	129	.442	14	37	.378	51	55	.927	24	40	64	4.0	18	0	28	18	2	13	179	11.2
TOTAL	16	16	424	26.5	57	129	.442	14	37	.378	51	55	.927	24	40	64	4.0	18	0	28	18	2	13	179	11.2



**5 — AGUSTIN AMBROSINO 6-8 • 225 • JUNIOR • FORWARD • CORDOBA, ARGENTINA (SALT LAKE CC)**

**2012-13 SEASON — PPG: 3.1 RPG: 1.6 APG: 0.4 SPG: 0.1 BPG: 0.2 FG%: .462 3FG%: .353 FT%: .500**

**Last Time Out**

- Contributed career highs against Eastern New Mexico with 14 points and 8 rebounds

Scan for Ambrosino's bio on BYUcougars.com



**In 2012-13**

- Contributed career highs against Eastern New Mexico with 14 points and 8 rebounds
- Hit 2 of 2 from three for 6 points against Montana
- Posted career highs of 6 points, 2 made threes, 3 rebounds and 2 assists vs. UTSA
- Post 3 points in his BYU debut vs. Tennessee State

**Before BYU**

- Played at Salt Lake Community College for Todd Phillips in 2011-12
- Averaged 9.6 points and 5.3 rebounds while shooting .498 from the field, .438 from three and .778 from the free throw line as SLCC went 22-9
- Earned All-SWAC honors

**Other**

- Parents are Nestor Ambrosino and Maria Alejandra Noriega and has two sisters
- His father Nestor played minor league basketball in Argentina

**2012-13 SEASON HIGHS**

PTS	14, ENMU - 12/18/12
1st H	6, UTSA - 11/21/12
2nd H	11, ENMU - 12/18/12
REB	8, ENMU - 12/18/12
AST	2, twice, last vs. ENMU - 12/18/12
STL	1, vs. Florida State - 11/16/12
BLK	1, GSU - 11/13/12, vs. FSU - 11/16/12
FGM	6, ENMU - 12/18/12
FGA	13, ENMU - 12/18/12
3PM	2, twice, last vs. Montana - 11/28/12
3PA	5, ENMU - 12/18/12
FTM	1, ENMU - 12/18/12
FTA	2, ENMU - 12/18/12

**MISCELLANEOUS**

	12-13	Career
Double-Figure PTS	1 (1-0)	0 (0-0)
20-plus Pts	0 (0-0)	0 (0-0)
Double-Figure REB	0 (0-0)	0 (0-0)
Double-Doubles	0 (0-0)	0 (0-0)
3-plus STL	0 (0-0)	0 (0-0)
3-plus BLK	0 (0-0)	0 (0-0)
3-plus 3-point FG	0 (0-0)	0 (0-0)
Scoring Leader	0 (0-0)	0 (0-0)
Rebound Leader	1 (1-0)	0 (0-0)
Assist Leader	0 (0-0)	0 (0-0)

**2012-13 GAME-BY-GAME**


Opponent	Date	GS	Min	FG	FGA	Pct	3FG	FGA	Pct	FT	FTA	Pct	Off	Def	TR	Avg	PF	FO	A	TO	Blk	Stl	Pts	Avg	
TENNESSEE STATE	11/09/12		5	1	2	.500	1	2	.500	0	0	.000	0	0	0	0.0	1	0	0	0	0	0	3	3.0	
GEORGIA STATE	11/13/12		7	0	2	.000	0	2	.000	0	0	.000	0	0	0	0.0	1	0	0	0	1	0	0	1.5	
vs. Florida State	11/16/12		14	0	1	.000	0	1	.000	0	0	.000	0	1	1	0.3	1	0	0	1	1	1	0	1.0	
vs. Notre Dame	11/17/12		2	0	1	.000	0	1	.000	0	0	.000	0	2	2	0.8	0	0	0	1	0	0	0	0.8	
UTSA	11/21/12		9	2	2	1.000	2	2	1.000	0	0	.000	1	2	3	1.2	2	0	2	3	0	0	6	1.8	
CS NORTHBRIDGE	11/24/12	*	7	1	2	.500	0	1	.000	0	0	.000	0	1	1	1.2	3	0	0	1	0	0	2	1.8	
vs. Montana	11/28/12		7	2	2	1.000	2	2	1.000	0	0	.000	1	0	1	1.1	0	0	0	1	0	0	6	2.4	
at Iowa State	12/01/12		3	0	0	.000	0	0	.000	0	0	.000	0	0	0	1.0	1	0	0	0	0	0	0	2.1	
UTAH	12/08/12					DNP																			
at Weber State	12/15/12		8	0	1	.000	0	1	.000	0	0	.000	0	0	0	0.9	0	0	0	0	0	0	0	1.9	
EASTERN NM	12/18/12		22	6	13	.462	1	5	.200	1	2	.500	2	6	8	1.6	2	0	2	0	0	0	14	3.1	
at Baylor	12/21/12																								
NORTHERN ARIZONA	12/27/12																								
vs. Virginia Tech	12/29/12																								
LMU	01/03/13																								
at San Francisco	01/05/13																								
PEPPERDINE	01/10/13																								
at Santa Clara	01/12/13																								
SAINT MARY'S	01/16/13																								
SAN DIEGO	01/19/13																								
at Gonzaga	01/24/13																								
at Portland	01/26/13																								
at Pepperdine	01/31/13																								
SANTA CLARA	02/02/13																								
at San Diego	02/07/13																								
SAN FRANCISCO	02/09/13																								
PORTLAND	02/16/13																								
UTAH STATE	02/19/13																								
at Saint Mary's	02/21/13																								
GONZAGA	02/28/13																								
at LMU	03/02/13																								
Totals			1	84	12	26	.462	6	17	.353	1	2	.500	4	12	16	1.6	11	0	4	7	2	1	31	3.1

**CAREER STATISTICS (ALL GAMES)**

Year	GP	GS	Min	Avg	FG	FGA	Pct	3FG	FGA	Pct	FT	FTA	Pct	Off	Def	TR	Avg	PF	FO	A	TO	Blk	Stl	Pts	Avg
2012-13	10	1	84	8.4	12	26	.462	6	17	.353	1	2	.500	4	12	16	1.6	11	0	4	7	2	1	31	3.1
TOTAL	10	1	84	8.4	12	26	.462	6	17	.353	1	2	.500	4	12	16	1.6	11	0	4	7	2	1	31	3.1

**CAREER STATISTICS (CONFERENCE GAMES)**

Year	GP	GS	Min	Avg	FG	FGA	Pct	3FG	FGA	Pct	FT	FTA	Pct	Off	Def	TR	Avg	PF	FO	A	TO	Blk	Stl	Pts	Avg
2012-13	0	0	0	0.0	0	0	.000	0	0	.000	0	0	.000	0	0	0	0.0	0	0	0	0	0	0	0	0.0
TOTAL	0	0	0	0.0	0	0	.000	0	0	.000	0	0	.000	0	0	0	0.0	0	0	0	0	0	0	0	0.0



**10 — MATT CARLINO** 6-2 • 175 • SOPHOMORE • GUARD • SCOTTSDALE, ARIZ. (BLOOMINGTON SOUTH HS)

**2012-13 SEASON — PPG: 7.1 RPG: 2.9 APG: 4.2 SPG: 1.5 BPG: 0.0 FG%: .386 3FG%: .243 FT%: .625**

**Last Time Out**

- Contributed 3 points, 2 rebounds, 3 assists and 3 steals against Eastern New Mexico

Scan for Carlino's bio on  
BYUcougars.com



**In 2012-13**

- Owns an assist/turnover ratio of 2.0
- Put up a season-high 19 points, 5 assists and 3 steals and made a career-high 5 3-pointers against Utah
- Posted 12 points against Iowa State
- Came off the bench for the first time since 12/17/11 and posted 8 points and 6 assists against CSUN
- Against Georgia State posted 11 points, 7 assists, 4 rebounds and 4 steals

**In 2011-12**

- Named All-WCC Honorable Mention and to the WCC All-Freshman Team
- Averaged 12.2 points, 4.6 assists, 3.0 rebounds and 1.4 steals and started in 24 of 25 games played
- Posted season highs of 30 points, 7 rebounds, 11 assists and 4 steals

**Other**

- Redshirted at BYU in 2010-11 after transferring from UCLA
- Led Bloomington South to a 23-1 record while averaging 13.4 points, 5.9 rebounds and 4.3 assists per game

**2012-13 SEASON HIGHS**

PTS	19, Utah - 12/8/12
1st H	8, Utah - 12/8/12
2nd H	11, Utah - 12/8/12
REB	5, Tennessee State – 11/9/12
AST	10, Tennessee State – 11/9/12
STL	4, Georgia State – 11/13/12
BLK	—
FGM	7, Utah - 12/8/12
FGA	13, Utah - 12/8/12
3PM	5, Utah - 12/8/12
3PA	10, Utah - 12/8/12
FTM	3, Tennessee State – 11/9/12
FTA	4, Tennessee State – 11/9/12

**CAREER HIGHS**

PTS	30, at San Francisco – 2/16/12
REB	7, twice, last at San Diego – 1/16/12
AST	11, Buffalo – 12/20/11
STL	4, at USF – 2/16/12, GSU – 11/13/12
BLK	1, 7 times, last vs. San Diego – 3/2/12
FGM	13, at San Francisco – 2/16/12
FGA	23, at Gonzaga – 2/23/12
3PM	5, Utah - 12/8/12
3PA	10, Utah - 12/8/12
FTM	7, at Portland – 2/4/12
FTA	8, at Portland – 2/4/12

**MISCELLANEOUS**

	12-13	Career
Double-Figure PTS	3 (2-1)	17 (11-6)
20-plus Pts	0 (0-0)	3 (3-0)
Double-Figure REB	0 (0-0)	0 (0-0)
Double-Doubles	0 (0-0)	1 (1-0)
3-plus STL	3 (3-0)	8 (8-0)
3-plus BLK	0 (0-0)	0 (0-0)
3-plus 3-point FG	0 (0-0)	7 (4-3)
Scoring Leader	1 (1-0)	4 (2-2)
Rebound Leader	0 (0-0)	0 (0-0)
Assist Leader	5 (4-1)	20 (14-6)

**2012-13 GAME-BY-GAME**

Opponent	Date	GS	Min	FG	FGA	Pct	3FG	FGA	Pct	FT	FTA	Pct	Off	Def	TR	Avg	PF	FO	A	TO	Blk	Stl	Pts	Avg	
TENNESSEE STATE	11/09/12	*	30	3	6	.500	0	3	.000	3	4	.750	0	5	5	5.0	2	0	10	4	0	1	9	9.0	
GEORGIA STATE	11/13/12	*	32	5	8	.625	1	2	.500	0	0	.000	0	4	4	4.5	1	0	7	4	0	4	11	10.0	
vs. Florida State	11/16/12	*	16	0	9	.000	0	4	.000	0	1	.000	2	1	3	4.0	0	0	2	2	0	0	0	6.7	
vs. Notre Dame	11/17/12	*	30	1	5	.200	0	4	.000	0	0	.000	0	2	2	3.5	0	0	3	0	0	2	2	5.5	
UTSA	11/21/12	*	10	1	8	.125	0	2	.000	0	0	.000	2	0	2	3.2	1	0	3	1	0	0	2	4.8	
CS NORTHBRIDGE	11/24/12		20	4	9	.444	0	2	.000	0	0	.000	2	0	2	3.0	1	0	6	1	0	1	8	5.3	
vs. Montana	11/28/12		24	2	4	.500	1	1	1.000	1	2	.500	1	1	2	2.9	2	0	2	0	0	1	6	5.4	
at Iowa State	12/01/12		24	5	11	.455	1	4	.250	1	1	1.000	0	3	3	2.9	1	0	3	1	0	0	12	6.3	
UTAH	12/08/12		30	7	13	.538	5	10	.500	0	0	.000	0	3	3	2.9	2	0	5	2	0	3	19	7.7	
at Weber State	12/15/12	*	30	3	7	.429	0	3	.000	0	0	.000	0	4	4	3.0	3	0	2	6	0	1	6	7.5	
EASTERN NM	12/18/12	*	16	1	3	.333	1	2	.500	0	0	.000	1	1	2	2.9	1	0	3	2	0	3	3	7.1	
at Baylor	12/21/12																								
NORTHERN ARIZONA	12/27/12																								
vs. Virginia Tech	12/29/12																								
LMU	01/03/13																								
at San Francisco	01/05/13																								
PEPPERDINE	01/10/13																								
at Santa Clara	01/12/13																								
SAINT MARY'S	01/16/13																								
SAN DIEGO	01/19/13																								
at Gonzaga	01/24/13																								
at Portland	01/26/13																								
at Pepperdine	01/31/13																								
SANTA CLARA	02/02/13																								
at San Diego	02/07/13																								
SAN FRANCISCO	02/09/13																								
PORTLAND	02/16/13																								
UTAH STATE	02/19/13																								
at Saint Mary's	02/21/13																								
GONZAGA	02/28/13																								
at LMU	03/02/13																								
Totals			7	262	32	83	.386	9	37	.243	5	8	.625	8	24	32	2.9	14	0	46	23	0	16	78	7.1


**CAREER STATISTICS (ALL GAMES)**

Year	GP	GS	Min	Avg	FG	FGA	Pct	3FG	FGA	Pct	FT	FTA	Pct	Off	Def	TR	Avg	PF	FO	A	TO	Blk	Stl	Pts	Avg
2011-12	25	24	692	27.7	110	274	.401	41	124	.331	44	58	.759	9	66	75	3.0	58	2	115	75	7	36	305	12.2
2012-13	11	7	262	23.8	32	83	.386	9	37	.243	5	8	.625	8	24	32	2.9	14	0	46	23	0	16	78	7.1
TOTAL	36	31	954	26.5	142	357	.398	50	161	.311	49	66	.742	17	90	107	3.0	72	2	161	98	7	52	383	10.6

**CAREER STATISTICS (CONFERENCE GAMES)**

Year	GP	GS	Min	Avg	FG	FGA	Pct	3FG	FGA	Pct	FT	FTA	Pct	Off	Def	TR	Avg	PF	FO	A	TO	Blk	Stl	Pts	Avg
2011-12	16	16	437	27.3	72	177	.407	23	77	.299	29	41	.707	7	43	50	3.1	37	2	74	36	4	22	196	12.3
TOTAL	16	16	437	27.3	72	177	.407	23	77	.299	29	41	.707	7	43	50	3.1	37	2	74	36	4	22	196	12.3





12 — JOSH SHARP

6-7 • 185 • SOPHOMORE • FORWARD • HIGHLAND, UTAH (UTAH)

2012-13 SEASON — PPG: 5.1 RPG: 4.7 APG: 0.4 SPG: 0.4 BPG: 0.6 FG%: .545 3FG%: .000 FT%: .615

Last Time Out

- Scored 6 points and grabbed 3 rebounds in 13 minutes against Eastern New Mexico

Scan for Sharp's bio on BYUcougars.com



In 2012-13

- Set new career highs in points vs. UTSA, CSUN and Montana
- Scored a career-high 13 points on 6 of 8 shooting and added 8 rebounds vs. Montana
- Scored a then career-best 9 points and added 3 rebounds and 2 blocks vs. CSUN
- Had 8 points and added 6 rebounds, 1 block and 1 steal vs. UTSA
- Totaled 7 points and a set a new career high with 10 rebounds vs. Notre Dame

In 2011-12

- Played in 28 games and averaged 1.2 points and 1.4 rebounds
- Received Bronze Honors on the WCC Commissioner's Honor Roll

Other

- Parents are Joe and Debbie Sharp
- Wife's name is Jordan
- Served a mission for The Church of Jesus Christ of Latter-day Saints in Houston

2012-13 SEASON HIGHS

PTS	13, vs. Montana – 11/28/12
1st H	7, CSUN – 11/24/12
2nd H	7, vs. Montana – 11/28/12
REB	10, vs. Notre Dame – 11/17/12
AST	1, 4 times, last Weber St. – 12/15/12
STL	2, Utah - 12/8/12
BLK	2, twice, last CSUN – 11/24/12
FGM	6, vs. Montana – 11/28/12
FGA	8, vs. Montana – 11/28/12
3PM	—
3PA	1, twice, last vs. UT – 12/8/12
FTM	3, vs. Notre Dame – 11/17/12
FTA	3, vs. Notre Dame – 11/17/12

CAREER HIGHS

PTS	13, vs. Montana – 11/28/12
REB	10, vs. Notre Dame – 11/17/12
AST	3, Longwood – 11/18/11
STL	2, Utah - 12/8/12
BLK	2, twice, last CSUN – 11/24/12
FGM	6, vs. Montana – 11/28/12
FGA	8, vs. Montana – 11/28/12
3PM	1, Prairie View A&M – 11/22/11
3PA	1, seven times, last, vs. UT – 12/8/12
FTM	3, Pepp – 2/11/12, vs. UND – 11/17/12
FTA	4, twice, last, Pepperdine – 2/11/12

MISCELLANEOUS

	12-13	Career
Double-Figure PTS	1 (1-0)	1 (1-0)
20-plus Pts	0 (0-0)	0 (0-0)
Double-Figure REB	1 (0-1)	1 (0-1)
Double-Doubles	0 (0-0)	0 (0-0)
3-plus STL	0 (0-0)	0 (0-0)
3-plus BLK	0 (0-0)	0 (0-0)
3-plus 3-point FG	0 (0-0)	0 (0-0)
Scoring Leader	0 (0-0)	0 (0-0)
Rebound Leader	2 (1-1)	1 (0-1)
Assist Leader	0 (0-0)	0 (0-0)

2012-13 GAME-BY-GAME

Opponent	Date	GS	Min	FG	FGA	Pct	3FG	FGA	Pct	FT	FTA	Pct	Off	Def	TR	Avg	PF	FO	A	TO	Blk	Stl	Pts	Avg	
TENNESSEE STATE	11/09/12	*	26	3	5	.600	0	0	.000	1	2	.500	1	2	3	3.0	3	0	1	3	2	0	7	7.0	
GEORGIA STATE	11/13/12	*	25	2	4	.500	0	0	.000	0	0	.000	3	3	6	4.5	2	0	0	1	0	1	4	5.5	
vs. Florida State	11/16/12	*	9	0	0	.000	0	0	.000	0	0	.000	0	0	0	3.0	3	0	0	0	1	0	0	3.7	
vs. Notre Dame	11/17/12	*	38	2	6	.333	0	1	.000	3	3	1.000	7	3	10	4.8	3	0	1	1	0	0	7	4.5	
UTSA	11/21/12	*	30	4	5	.800	0	0	.000	0	0	.000	2	4	6	5.0	2	0	0	1	1	1	8	5.2	
CS NORTHBRIDGE	11/24/12		23	4	7	.571	0	0	.000	1	2	.500	1	2	3	4.7	3	0	1	2	2	0	9	5.8	
vs. Montana	11/28/12	*	25	6	8	.750	0	0	.000	1	2	.500	5	3	8	5.1	3	0	0	1	0	0	13	6.9	
at Iowa State	12/01/12	*	12	0	0	.000	0	0	.000	0	0	.000	0	2	2	4.8	1	0	0	1	1	0	0	6.0	
UTAH	12/08/12	*	31	1	6	.167	0	1	.000	0	2	.000	3	6	9	5.2	4	0	0	0	0	2	2	5.6	
at Weber State	12/15/12	*	8	0	0	.000	0	0	.000	0	0	.000	0	2	2	4.9	4	0	1	0	0	0	0	5.0	
EASTERN NM	12/18/12		13	2	3	.667	0	0	.000	2	2	1.000	2	1	3	4.7	2	0	0	0	0	0	6	5.1	
at Baylor	12/21/12																								
NORTHERN ARIZONA	12/27/12																								
vs. Virginia Tech	12/29/12																								
LMU	01/03/13																								
at San Francisco	01/05/13																								
PEPPERDINE	01/10/13																								
at Santa Clara	01/12/13																								
SAINT MARY'S	01/16/13																								
SAN DIEGO	01/19/13																								
at Gonzaga	01/24/13																								
at Portland	01/26/13																								
at Pepperdine	01/31/13																								
SANTA CLARA	02/02/13																								
at San Diego	02/07/13																								
SAN FRANCISCO	02/09/13																								
PORTLAND	02/16/13																								
UTAH STATE	02/19/13																								
at Saint Mary's	02/21/13																								
GONZAGA	02/28/13																								
at LMU	03/02/13																								
Totals			9	240	24	44	.545	0	2	.000	8	13	.615	24	28	52	4.7	30	0	4	10	7	4	56	5.1

CAREER STATISTICS (ALL GAMES)

Year	GP	GS	Min	Avg	FG	FGA	Pct	3FG	FGA	Pct	FT	FTA	Pct	Off	Def	TR	Avg	PF	FO	A	TO	Blk	Stl	Pts	Avg
2011-12	28	0	197	7.0	9	23	.391	1	5	.200	14	23	.609	16	22	38	1.4	21	0	12	12	3	4	33	1.2
2012-13	11	9	240	21.8	24	44	.545	0	2	.000	8	13	.615	24	28	52	4.7	30	0	4	10	7	4	56	5.1
TOTAL	39	9	437	11.2	33	67	.493	1	7	.143	22	36	.611	40	50	90	2.3	51	0	16	22	10	8	89	2.3

CAREER STATISTICS (CONFERENCE GAMES)

Year	GP	GS	Min	Avg	FG	FGA	Pct	3FG	FGA	Pct	FT	FTA	Pct	Off	Def	TR	Avg	PF	FO	A	TO	Blk	Stl	Pts	Avg
2011-12	13	0	63	4.8	0	4	.000	0	1	.000	10	14	.714	6	4	10	0.8	7	0	3	2	3	2	10	0.8
TOTAL	13	0	63	4.8	0	4	.000	0	1	.000	10	14	.714	6	4	10	0.8	7	0	3	2	3	2	10	0.8



13 — BROCK ZYLSTRA

6-6 • 210 • SENIOR • GUARD • LA VERNE, CALIF. (BONITA HS)

2012-13 SEASON — PPG: 7.3 RPG: 3.8 APG: 2.0 SPG: 1.0 BPG: 0.1 FG%: .389 3FG%: .357 FT%: .750

Last Time Out

- Scored 6 points, made a 3-pointer, and grabbed 2 rebounds against Eastern New Mexico

Scan for Zylstra's bio on BYUcougars.com



In 2012-13

- Has hit a three in 9 of 11 games including 2 threes in six of 11 games and has scored in double figures 4 times
- Posted season highs of 14 points, 7 rebounds, 5 assists and 1 block vs. CSUN
- Had 10 points, 4 rebounds and 3 assists vs. Notre Dame
- Against Florida State had 10 points, 3 rebounds, 4 assists and 4 steals
- Against Tennessee State posted 11 points, 4 rebounds and 1 assist and hit 2 threes

In 2011-12

- Received the Most Improved Player Award at the team banquet and Bronze Honors on the WCC Commissioner's Honor Roll
- Posted season highs of 26 points, 9 rebounds, 5 assists and 4 steals

Other

- Parents are Dave and Maxine Zylstra
- Wife's name is Sarah and they have a daughter, Sophia

2012-13 SEASON HIGHS

PTS	14, CSUN – 11/24/12
1st H	10, vs. Notre Dame – 11/17/12
2nd H	9, CSUN – 11/24/12
REB	7, CSUN – 11/24/12
AST	5, CSUN – 11/24/12
STL	4, vs. Florida State – 11/16/12
BLK	1, CSUN – 11/24/12
FGM	4, 3 times, last CSUN – 11/24/12
FGA	10, vs. Florida State – 11/16/12
3PM	2, 6 times, last vs. Montana – 11/28/12
3PA	5, 5 times, last vs. Iowa St. – 12/01/12
FTM	4, CSUN – 11/24/12
FTA	5, CSUN – 11/24/12

CAREER HIGHS

PTS	26, Buffalo – 12/20/11
REB	9, Portland – 2/25/12
AST	5, twice, last CSUN – 11/24/12
STL	4, three times, last vs. FSU – 11/16/12
BLK	1, 9 times, last, CSUN – 11/24/12
FGM	9, Buffalo – 12/20/11
FGA	16, Buffalo – 12/20/11
3PM	6, vs. San Francisco – 1/7/12
3PA	10, Buffalo – 12/20/11
FTM	6, at Portland – 2/4/12
FTA	9, at Portland – 2/4/12

MISCELLANEOUS

	12-13	Career
Double-Figure PTS	4 (2-2)	13 (11-2)
20-plus Pts	0 (0-0)	4 (4-0)
Double-Figure REB	0 (0-0)	0 (0-0)
Double-Doubles	0 (0-0)	0 (0-0)
3-plus STL	1 (0-1)	4 (2-2)
3-plus BLK	0 (0-0)	0 (0-0)
3-plus 3-point FG	0 (0-0)	7 (7-0)
Scoring Leader	0 (0-0)	4 (4-0)
Rebound Leader	0 (0-0)	2 (2-0)
Assist Leader	0 (0-0)	1 (0-1)

2012-13 GAME-BY-GAME

Opponent	Date	GS	Min	FG	FGA	Pct	3FG	FGA	Pct	FT	FTA	Pct	Off	Def	TR	Avg	PF	FO	A	TO	Blk	Stl	Pts	Avg	
TENNESSEE STATE	11/09/12	*	22	4	7	.571	2	4	.500	1	1	1.000	0	4	4	4.0	2	0	1	1	0	0	11	11.0	
GEORGIA STATE	11/13/12	*	16	3	7	.429	2	5	.400	0	0	.000	0	2	2	3.0	3	0	1	1	0	1	8	9.5	
vs. Florida State	11/16/12	*	31	3	10	.300	2	5	.400	2	2	1.000	1	2	3	3.0	3	0	4	0	0	4	10	9.7	
vs. Notre Dame	11/17/12	*	35	4	9	.444	2	4	.500	0	0	.000	0	4	4	3.3	3	0	3	2	0	0	10	9.8	
UTSA	11/21/12	*	32	2	5	.400	1	3	.333	0	0	.000	0	5	5	3.6	0	0	3	0	0	1	5	8.8	
CS NORTHBRIDGE	11/24/12	*	36	4	9	.444	2	5	.400	4	5	.800	0	7	7	4.2	4	0	5	2	1	2	14	9.7	
vs. Montana	11/28/12	*	28	3	6	.500	2	5	.400	0	0	.000	1	4	5	4.3	4	0	2	1	0	1	8	9.4	
at Iowa State	12/01/12	*	28	3	8	.375	1	5	.200	1	2	.500	1	2	3	4.1	2	0	2	1	0	2	8	9.3	
UTAH	12/08/12	*	21	0	6	.000	0	4	.000	0	0	.000	0	5	5	4.2	1	0	1	3	0	0	0	8.2	
at Weber State	12/15/12		11	0	2	.000	0	1	.000	0	0	.000	1	1	2	4.0	0	0	0	1	0	0	0	7.4	
EASTERN NM	12/18/12		11	2	3	.667	1	1	1.000	1	2	.500	0	2	2	3.8	0	0	0	0	0	0	6	7.3	
at Baylor	12/21/12																								
NORTHERN ARIZONA	12/27/12																								
vs. Virginia Tech	12/29/12																								
LMU	01/03/13																								
at San Francisco	01/05/13																								
PEPPERDINE	01/10/13																								
at Santa Clara	01/12/13																								
SAINT MARY'S	01/16/13																								
SAN DIEGO	01/19/13																								
at Gonzaga	01/24/13																								
at Portland	01/26/13																								
at Pepperdine	01/31/13																								
SANTA CLARA	02/02/13																								
at San Diego	02/07/13																								
SAN FRANCISCO	02/09/13																								
PORTLAND	02/16/13																								
UTAH STATE	02/19/13																								
at Saint Mary's	02/21/13																								
GONZAGA	02/28/13																								
at LMU	03/02/13																								
Totals			9	271	28	72	.389	15	42	.357	9	12	.750	4	38	42	3.8	22	0	22	12	1	11	80	7.3

CAREER STATISTICS (ALL GAMES)

Year	GP	GS	Min	Avg	FG	FGA	Pct	3FG	FGA	Pct	FT	FTA	Pct	Off	Def	TR	Avg	PF	FO	A	TO	Blk	Stl	Pts	Avg
2009-10	20	0	63	3.2	7	18	.389	0	3	.000	5	8	.625	2	11	13	0.7	4	0	2	4	1	1	19	1.0
2010-11	29	0	150	5.2	10	32	.313	6	22	.273	7	12	.583	5	19	24	0.8	13	0	9	4	0	8	33	1.1
2011-12	34	28	959	28.2	97	213	.455	50	133	.376	38	59	.644	32	115	147	4.3	60	0	64	48	7	40	282	8.3
2012-13	11	9	271	24.6	28	72	.389	15	42	.357	9	12	.750	4	38	42	3.8	22	0	22	12	1	11	80	7.3
TOTAL	94	37	1443	15.4	142	335	.424	71	200	.355	59	91	.648	43	183	226	2.4	99	0	97	68	9	60	414	4.4

CAREER STATISTICS (CONFERENCE GAMES)

Year	GP	GS	Min	Avg	FG	FGA	Pct	3FG	FGA	Pct	FT	FTA	Pct	Off	Def	TR	Avg	PF	FO	A	TO	Blk	Stl	Pts	Avg
2009-10	8	0	24	3.0	3	7	.429	0	1	.000	2	4	.500	1	1	2	0.3	2	0	1	2	0	0	8	1.0
2010-11	11	0	40	3.6	2	7	.286	0	3	.000	3	7	.429	2	5	7	0.6	4	0	2	0	0	2	7	0.6
2011-12	15	9	426	28.4	41	88	.466	20	57	.351	20	33	.606	17	57	74	4.9	27	0	23	19	2	17	122	8.1
TOTAL	34	9	490	14.4	46	102	.451	20	61	.328	25	44	.568	20	63	83	2.4	33	0	26	21	2	19	137	4.0



**20 — ANSON WINDER** 6-3 • 195 • SOPHOMORE • GUARD • LAS VEGAS, NEV. (BISHOP GORMAN HS)

**2012-13 SEASON — PPG: 1.0 RPG: 0.6 APG: 0.4 SPG: 0.1 BPG: 0.1 FG%: .222 3FG%: .000 FT%: .500**

**Last Time Out**

- Tied his season high with 3 points against Eastern New Mexico; also tallied 3 assists

Scan for Winder's bio on BYUcougars.com



**In 2012-13**

- Played 8 minutes while contributing 3 points and 1 rebound against Utah
- Scored first point of the season on a free throw vs. UTSA
- Saw first action of the season against Florida State
- Did not play vs. Tennessee State due to a sprained ankle

**In 2011-12**

- Started 15 times and played in 34 games
- Posted season highs of 20 points, 4 rebounds, 9 assists, 4 steals and 2 blocks
- Was BYU's assist leader in 7 games, scored in double figures 5 times and had 3-plus steals 7 times

**Other**

- Parents are Chuck Winder and Teresa Williams
- Also recruited by Nevada, SMU, Portland, UC Riverside and Idaho
- Helped lead Bishop Gorman to back-to-back Nevada 4A state titles

**2012-13 SEASON HIGHS**

PTS	3, twice, last vs. ENMU - 12/18/12
1st H	—
2nd H	3, twice, last vs. ENMU - 12/18/12
REB	2, Iowa State - 12/01/12
AST	3, ENMU - 12/18/12
STL	1, ENMU - 12/18/12
BLK	1, ENMU - 12/18/12
FGM	1, twice, last vs. ENMU - 12/18/12
FGA	4, twice, last vs. ENMU - 12/18/12
3PM	—
3PA	2, Utah - 12/8/12
FTM	1, 3 times, last vs. ENMU - 12/18/12
FTA	2, 3 times, last vs. ENMU - 12/18/12

**CAREER HIGHS**

PTS	20, Buffalo – 12/20/11
REB	6, at San Francisco – 2/16/12
AST	9, vs Northern Arizona – 11/30/11
STL	4, vs Nevada – 11/25/11
BLK	2, vs Northern Arizona – 11/30/11
FGM	7, Buffalo – 12/20/11
FGA	9, vs Nevada – 11/25/11
3PM	6, Buffalo – 12/20/11
3PA	7, twice, last, Pepperdine – 2/11/12
FTM	3, twice, last, UCSB – 12/22/11
FTA	5, Longwood – 11/18/11

**MISCELLANEOUS**

	12-13	Career
Double-Figure PTS	0 (0-0)	5 (5-0)
20-plus Pts	0 (0-0)	1 (1-0)
Double-Figure REB	0 (0-0)	0 (0-0)
Double-Doubles	0 (0-0)	0 (0-0)
3-plus STL	0 (0-0)	7 (5-2)
3-plus BLK	0 (0-0)	0 (0-0)
3-plus 3-point FG	0 (0-0)	2 (2-0)
Scoring Leader	0 (0-0)	0 (0-0)
Rebound Leader	0 (0-0)	1 (1-0)
Assist Leader	0 (0-0)	7 (7-0)

**2012-13 GAME-BY-GAME**


Opponent	Date	GS	Min	FG	FGA	Pct	3FG	FGA	Pct	FT	FTA	Pct	Off	Def	TR	Avg	PF	FO	A	TO	Blk	Stl	Pts	Avg
TENNESSEE STATE	11/09/12	DNP																						
GEORGIA STATE	11/13/12	DNP																						
vs. Florida State	11/16/12		1	0	0	.000	0	0	.000	0	0	.000	0	0	0	0.0	1	0	0	0	0	0	0.0	
vs. Notre Dame	11/17/12	DNP																						
UTSA	11/21/12		2	0	0	.000	0	0	.000	1	2	.500	0	0	0	0.0	0	0	0	0	0	0	0.5	
CS NORTHBRIDGE	11/24/12		7	0	0	.000	0	0	.000	0	0	.000	0	0	0	0.0	0	0	0	0	0	0	0.3	
vs. Montana	11/28/12		4	0	1	.000	0	1	.000	0	0	.000	0	0	0	0.0	0	0	0	0	0	0	0.3	
at Iowa State	12/01/12		4	0	0	.000	0	0	.000	0	0	.000	1	1	2	0.4	1	0	0	0	0	0	0.2	
UTAH	12/08/12		8	1	4	.250	0	2	.000	1	2	.500	0	1	1	0.5	0	0	0	0	0	0	0.7	
at Weber State	12/15/12	DNP																						
EASTERN NM	12/18/12		14	1	4	.250	0	1	.000	1	2	.500	0	1	1	0.6	0	0	3	1	1	1	1.0	
at Baylor	12/21/12																							
NORTHERN ARIZONA	12/27/12																							
vs. Virginia Tech	12/29/12																							
LMU	01/03/13																							
at San Francisco	01/05/13																							
PEPPERDINE	01/10/13																							
at Santa Clara	01/12/13																							
SAINT MARY'S	01/16/13																							
SAN DIEGO	01/19/13																							
at Gonzaga	01/24/13																							
at Portland	01/26/13																							
at Pepperdine	01/31/13																							
SANTA CLARA	02/02/13																							
at San Diego	02/07/13																							
SAN FRANCISCO	02/09/13																							
PORTLAND	02/16/13																							
UTAH STATE	02/19/13																							
at Saint Mary's	02/21/13																							
GONZAGA	02/28/13																							
at LMU	03/02/13																							
Totals			0	40	2	9	.222	0	4	.000	3	6	.500	1	3	4	0.6	2	0	3	1	1	1	1.0

**CAREER STATISTICS (ALL GAMES)**

Year	GP	GS	Min	Avg	FG	FGA	Pct	3FG	FGA	Pct	FT	FTA	Pct	Off	Def	TR	Avg	PF	FO	A	TO	Blk	Stl	Pts	Avg
2011-12	34	15	551	16.2	48	131	.366	25	84	.298	26	41	.634	3	50	53	1.6	40	0	57	32	3	35	147	4.3
2012-13	7	0	40	5.7	2	9	.222	0	4	.000	3	6	.500	1	3	4	0.6	2	0	3	1	1	1	7	1.0
TOTAL	41	15	591	14.4	50	140	.357	25	88	.284	29	47	.617	4	53	57	1.4	42	0	60	33	4	36	154	3.8

**CAREER STATISTICS (CONFERENCE GAMES)**

Year	GP	GS	Min	Avg	FG	FGA	Pct	3FG	FGA	Pct	FT	FTA	Pct	Off	Def	TR	Avg	PF	FO	A	TO	Blk	Stl	Pts	Avg
2011-12	16	7	238	14.9	23	62	.371	10	36	.278	11	14	.786	1	26	27	1.7	26	0	19	11	0	20	67	4.2
TOTAL	16	7	238	14.9	23	62	.371	10	36	.278	11	14	.786	1	26	27	1.7	26	0	19	11	0	20	67	4.2



**23 — CORY CALVERT**

6-3 • 185 • FRESHMAN • GUARD • PARKER, COLO. (CHAPARRAL HS)

**2012-13 SEASON — PPG: 3.1 RPG: 0.7 APG: 0.6 SPG: 0.1 BPG: 0.0 FG%: .478 3FG%: .444 FT%: 1.000**

**Last Time Out**

- Scored a career-high 10 points, his first double figure points of the season, while going 2 for 2 from the 3-point line against Eastern New Mexico

Scan for Calvert's bio on BYUcougars.com



**In 2012-13**

- Has played in 9 of 11 games this season
- Had his first double-figure point performance of the season against ENMU, tallying a career-high 10 points and going 2 for 2 from the 3-point line
- Had 9 points on 3 of 4 shooting at Weber State

**Before BYU**

- Named the 2012 5A MVP in Colorado by the Denver Post and MaxPreps.com
- Named first-team all-state, Continental League Player of the Year and the Joint Effort Co-Player of the Year
- Led Chaparral to the 2012 5A state title and a 25-3 record while averaging 22.3 points, 6.0 rebounds and 5.1 assists

**Other**

- Parents are Cory and Michelle and has three sisters

**2012-13 SEASON HIGHS**

PTS	10, ENMU - 12/18/12
1st H	4, Weber State - 12/15/12
2nd H	10, ENMU - 12/18/12
REB	2, ENMU - 12/18/12
AST	2, twice, last vs. ENMU - 12/18/12
STL	1, UTSA - 11/21/12
BLK	---
FGM	4, ENMU - 12/18/12
FGA	5, twice, last vs. ENMU - 12/18/12
3PM	2, ENMU - 12/18/12
3PA	2, 3 times, last vs. ENMU - 12/18/12
FTM	2, Weber State - 12/15/12
FTA	2, Weber State - 12/15/12

**MISCELLANEOUS**

	12-13	Career
Double-Figure PTS	1 (1-0)	1 (1-0)
20-plus Pts	0 (0-0)	0 (0-0)
Double-Figure REB	0 (0-0)	0 (0-0)
Double-Doubles	0 (0-0)	0 (0-0)
3-plus STL	0 (0-0)	0 (0-0)
3-plus BLK	0 (0-0)	0 (0-0)
3-plus 3-point FG	0 (0-0)	0 (0-0)
Scoring Leader	0 (0-0)	0 (0-0)
Rebound Leader	0 (0-0)	0 (0-0)
Assist Leader	0 (0-0)	0 (0-0)

**2012-13 GAME-BY-GAME**


Opponent	Date	GS	Min	FG	FGA	Pct	3FG	FGA	Pct	FT	FTA	Pct	Off	Def	TR	Avg	PF	FO	A	TO	Blk	Stl	Pts	Avg	
TENNESSEE STATE	11/09/12		10	1	3	.333	1	2	.500	0	0	.000	0	1	1	1.0	0	0	0	0	0	0	3	3.0	
GEORGIA STATE	11/13/12		8	0	1	.000	0	0	.000	0	0	.000	0	0	0	0.5	0	0	0	0	0	0	0	1.5	
vs. Florida State	11/16/12		12	2	5	.400	0	1	.000	0	0	.000	0	0	0	0.3	3	0	2	1	0	0	4	2.3	
vs. Notre Dame	11/17/12		2	0	0	.000	0	0	.000	0	0	.000	0	0	0	0.3	1	0	0	0	0	0	0	1.8	
UTSA	11/21/12		6	1	3	.333	0	2	.000	0	0	.000	0	1	1	0.4	0	0	0	0	0	1	2	1.8	
CS NORTHBRIDGE	11/24/12	DNP																							
vs. Montana	11/28/12		2	0	0	.000	0	0	.000	0	0	.000	0	0	0	0.3	1	0	1	0	0	0	0	1.5	
at Iowa State	12/01/12		6	0	2	.000	0	1	.000	0	0	.000	0	1	1	0.4	1	0	0	1	0	0	0	1.3	
UTAH	12/08/12	DNP																							
at Weber State	12/15/12		10	3	4	.750	1	1	1.000	2	2	1.000	0	1	1	0.5	1	0	0	1	0	0	9	2.3	
EASTERN NM	12/18/12		16	4	5	.800	2	2	1.000	0	0	.000	0	2	2	0.7	1	0	2	0	0	0	10	3.1	
at Baylor	12/21/12																								
NORTHERN ARIZONA	12/27/12																								
vs. Virginia Tech	12/29/12																								
LMU	01/03/13																								
at San Francisco	01/05/13																								
PEPPERDINE	01/10/13																								
at Santa Clara	01/12/13																								
SAINT MARY'S	01/16/13																								
SAN DIEGO	01/19/13																								
at Gonzaga	01/24/13																								
at Portland	01/26/13																								
at Pepperdine	01/31/13																								
SANTA CLARA	02/02/13																								
at San Diego	02/07/13																								
SAN FRANCISCO	02/09/13																								
PORTLAND	02/16/13																								
UTAH STATE	02/19/13																								
at Saint Mary's	02/21/13																								
GONZAGA	02/28/13																								
at LMU	03/02/13																								
Totals			0	72	11	23	.478	4	9	.444	2	2	1.000	0	6	6	0.7	8	0	5	3	0	1	28	3.1

**CAREER STATISTICS (ALL GAMES)**

Year	GP	GS	Min	Avg	FG	FGA	Pct	3FG	FGA	Pct	FT	FTA	Pct	Off	Def	TR	Avg	PF	FO	A	TO	Blk	Stl	Pts	Avg
2012-13	9	0	72	8.0	11	23	.478	4	9	.444	2	2	1.000	0	6	6	0.7	8	0	5	3	0	1	28	3.1
TOTAL	9	0	72	8.0	11	23	.478	4	9	.444	2	2	1.000	0	6	6	0.7	8	0	5	3	0	1	28	3.1

**CAREER STATISTICS (CONFERENCE GAMES)**

Year	GP	GS	Min	Avg	FG	FGA	Pct	3FG	FGA	Pct	FT	FTA	Pct	Off	Def	TR	Avg	PF	FO	A	TO	Blk	Stl	Pts	Avg
2012-13	0	0	0	0.0	0	0	.000	0	0	.000	0	0	.000	0	0	0	0.0	0	0	0	0	0	0	0	0.0
TOTAL	0	0	0	0.0	0	0	.000	0	0	.000	0	0	.000	0	0	0	0.0	0	0	0	0	0	0	0	0.0



**33 — NATE AUSTIN**

6-11 • 230 • SOPHOMORE • FORWARD • ALPINE, UTAH (LONE PEAK HS)

**2012-13 SEASON — PPG: 3.5 RPG: 4.1 APG: 0.7 SPG: 0.5 BPG: 0.6 FG%: .405 3FG%: .400 FT%: .500**

**Last Time Out**

- Had his first start this season; contributed 5 points, 3 rebounds and a career-high 4 assists vs. Eastern New Mexico

Scan for Austin's bio on BYUcougars.com



**In 2012-13**

- Had his first start this season; contributed 5 points, 3 rebounds and a career-high 4 assists vs. ENMU
- Talled a season-high 8 points and hit his first 3-pointer of the season against Iowa State
- Against CSUN had 3 points, 5 rebounds and 1 block
- Had 4 points, 8 rebounds and 1 steal vs. Florida State

**In 2011-12**

- Played in every game this season and started 1 game
- Posted season highs of 15 points, 10 rebounds, 3 assists and 2 blocks
- Career-high 15 points came on 7 of 8 shooting vs. Weber State

**Other**

- Served a mission for The Church of Jesus Christ of Latter-day Saints in McAllen, Texas
- Also recruited by Boise State and Utah State

**2012-13 SEASON HIGHS**

PTS	8, Iowa State - 12/01/12
1st H	4, three times, last vs. FSU - 11/16/12
2nd H	3, Weber State - 12/15/12
REB	8, Florida State - 11/16/12
AST	4, ENMU - 12/18/12
STL	3, Iowa State - 12/01/12
BLK	2, TSU - 11/09/12, GSU - 11/13/12
FGM	3, Iowa State - 12/01/12
FGA	6, vs. Florida State - 11/16/12
3PM	1, twice, last vs. ENMU - 12/18/12
3PA	2, twice, last vs. ENMU - 12/18/12
FTM	2, twice, last vs. UTSA - 11/21/12
FTA	4, twice, last vs. CSUN - 11/24/12

**CAREER HIGHS**

PTS	15, Weber State -- 12/07/11
REB	10, at Gonzaga -- 2/23/12
AST	4, ENMU - 12/18/12
STL	3, Iowa State - 12/01/12
BLK	2, four times, last, GSU - 11/13/12
FGM	7, Weber State -- 12/07/11
FGA	8, Weber State -- 12/07/11
3PM	1, 8 times, last vs. Iowa St. - 12/01/12
3PA	2, 9 times, last vs. Iowa St. - 12/01/12
FTM	3, Buffalo -- 12/20/11
FTA	4, 5 times, last vs. FSU - 11/16/12

**MISCELLANEOUS**

	12-13	Career
Double-Figure PTS	0 (0-0)	2 (2-0)
20-plus Pts	0 (0-0)	0 (0-0)
Double-Figure REB	0 (0-0)	0 (0-0)
Double-Doubles	0 (0-0)	0 (0-0)
3-plus STL	1 (0-1)	0 (0-0)
3-plus BLK	0 (0-0)	0 (0-0)
3-plus 3-point FG	0 (0-0)	0 (0-0)
Scoring Leader	0 (0-0)	0 (0-0)
Rebound Leader	1 (1-0)	5 (4-1)
Assist Leader	0 (0-0)	0 (0-0)

**2012-13 GAME-BY-GAME**

Opponent	Date	GS	Min	FG	FGA	Pct	3FG	FGA	Pct	FT	FTA	Pct	Off	Def	TR	Avg	PF	FO	A	TO	Blk	Stl	Pts	Avg	
TENNESSEE STATE	11/09/12		17	2	4	.500	0	0	.000	0	0	.000	1	6	7	7.0	4	0	0	0	2	0	4	4.0	
GEORGIA STATE	11/13/12		16	2	5	.400	0	0	.000	0	0	.000	0	4	4	5.5	1	0	2	1	2	0	4	4.0	
vs. Florida State	11/16/12		22	1	6	.167	0	1	.000	2	4	.500	6	2	8	6.3	2	0	0	1	0	1	4	4.0	
vs. Notre Dame	11/17/12		11	2	5	.400	0	0	.000	0	0	.000	2	0	2	5.3	2	0	0	0	0	0	4	4.0	
UTSA	11/21/12		7	0	0	.000	0	0	.000	2	2	1.000	1	1	2	4.6	2	0	0	1	0	0	2	3.6	
CS NORTHRIDGE	11/24/12		8	1	2	.500	0	0	.000	1	4	.250	2	3	5	4.7	1	0	0	0	1	0	3	3.5	
vs. Montana	11/28/12		2	0	0	.000	0	0	.000	0	0	.000	0	0	0	4.0	0	0	0	0	0	0	0	3.0	
at Iowa State	12/01/12		23	3	5	.600	1	2	.500	1	2	.500	4	1	5	4.1	0	0	1	3	0	3	8	3.6	
UTAH	12/08/12		9	1	4	.250	0	0	.000	0	0	.000	1	2	3	4.0	1	0	0	0	0	0	2	3.4	
at Weber State	12/15/12		20	1	2	.500	0	0	.000	1	2	.500	3	3	6	4.2	3	0	0	0	0	0	3	3.4	
EASTERN NM	12/18/12	*	15	2	4	.500	1	2	.500	0	0	.000	2	1	3	4.1	2	0	4	1	1	1	5	3.5	
at Baylor	12/21/12																								
NORTHERN ARIZONA	12/27/12																								
vs. Virginia Tech	12/29/12																								
LMU	01/03/13																								
at San Francisco	01/05/13																								
PEPPERDINE	01/10/13																								
at Santa Clara	01/12/13																								
SAINT MARY'S	01/16/13																								
SAN DIEGO	01/19/13																								
at Gonzaga	01/24/13																								
at Portland	01/26/13																								
at Pepperdine	01/31/13																								
SANTA CLARA	02/02/13																								
at San Diego	02/07/13																								
SAN FRANCISCO	02/09/13																								
PORTLAND	02/16/13																								
UTAH STATE	02/19/13																								
at Saint Mary's	02/21/13																								
GONZAGA	02/28/13																								
at LMU	03/02/13																								
Totals			1	150	15	37	.405	2	5	.400	7	14	.500	22	23	45	4.1	18	0	7	7	6	5	39	3.5

**CAREER STATISTICS (ALL GAMES)**

Year	GP	GS	Min	Avg	FG	FGA	Pct	3FG	FGA	Pct	FT	FTA	Pct	Off	Def	TR	Avg	PF	FO	A	TO	Blk	Stl	Pts	Avg
2011-12	35	1	450	12.9	58	107	.542	7	23	.304	20	39	.513	53	79	132	3.8	95	6	19	20	15	9	143	4.1
2012-13	11	1	150	13.6	15	37	.405	2	5	.400	7	14	.500	22	23	45	4.1	18	0	7	7	6	5	39	3.5
TOTAL	46	2	600	13.0	73	144	.507	9	28	.321	27	53	.509	75	102	177	3.8	113	6	26	27	21	14	182	4.0

**CAREER STATISTICS (CONFERENCE GAMES)**

Year	GP	GS	Min	Avg	FG	FGA	Pct	3FG	FGA	Pct	FT	FTA	Pct	Off	Def	TR	Avg	PF	FO	A	TO	Blk	Stl	Pts	Avg
2011-12	16	1	230	14.4	28	52	.538	2	10	.200	12	22	.545	33	36	69	4.3	48	4	9	8	5	5	70	4.4
TOTAL	16	1	230	14.4	28	52	.538	2	10	.200	12	22	.545	33	36	69	4.3	48	4	9	8	5	5	70	4.4



42 — IAN HARWARD

6-11 • 215 • FRESHMAN • CENTER • OREM, UTAH (OREM HS)

2012-13 SEASON — PPG: 1.8 RPG: 1.3 APG: 0.1 SPG: 0.2 BPG: 0.1 FG%: .412 3FG%: .000 FT%: .667

Last Time Out

- Played 9 minutes against Eastern New Mexico

Scan for Harward's bio on BYUcougars.com



In 2012-13

- Has scored in six of the last eight games
- Had 2 points, a career-best 4 rebounds and his first career block and first career assist vs. Montana
- Scored 4 points and added a career-best 3 boards vs. UTSA
- Scored 7 points vs. Notre Dame on 2 of 3 shooting from the field and 3 of 4 shooting from the free throw line and added 1 steal
- Had 1 rebound vs. Florida State and 1 vs. Georgia State

Before BYU

- Helped Orem to a 15-7 record and averaged 14.0 points per game
- Played for the Pump 'N Run AAU team run by John Palica and coached by O'Connor and Todd Phillips

Other

- Parents are Brad and Alice Harward
- Wife's name is Sarah

2012-13 SEASON HIGHS

PTS	7, vs. Notre Dame – 11/17/12
1st H	7, vs. Notre Dame – 11/17/12
2nd H	—
REB	4, vs. Montana – 11/28/12
AST	1, vs. Montana – 11/28/12
STL	1, twice, last vs. Weber St. - 12/15/12
BLK	1, vs. Montana – 11/28/12
FGM	2, vs. UND – 11/17/12, UTSA – 11/21/12
FGA	4, Iowa State - 12/01/12
3PM	—
3PA	—
FTM	3, vs. Notre Dame – 11/17/12
FTA	4, vs. Notre Dame – 11/17/12

MISCELLANEOUS

	12-13	Career
Double-Figure PTS	0 (0-0)	0 (0-0)
20-plus Pts	0 (0-0)	0 (0-0)
Double-Figure REB	0 (0-0)	0 (0-0)
Double-Doubles	0 (0-0)	0 (0-0)
3-plus STL	0 (0-0)	0 (0-0)
3-plus BLK	0 (0-0)	0 (0-0)
3-plus 3-point FG	0 (0-0)	0 (0-0)
Scoring Leader	0 (0-0)	0 (0-0)
Rebound Leader	0 (0-0)	0 (0-0)
Assist Leader	0 (0-0)	0 (0-0)

2012-13 GAME-BY-GAME

Opponent	Date	GS	Min	FG	FGA	Pct	3FG	FGA	Pct	FT	FTA	Pct	Off	Def	TR	Avg	PF	FO	A	TO	Blk	Stl	Pts	Avg	
TENNESSEE STATE	11/09/12		2	0	0	.000	0	0	.000	0	0	.000	0	0	0	0.0	2	0	0	0	0	0	0	0.0	
GEORGIA STATE	11/13/12		2	0	1	.000	0	0	.000	0	0	.000	0	1	1	0.5	1	0	0	1	0	0	0	0.0	
vs. Florida State	11/16/12		2	0	0	.000	0	0	.000	0	0	.000	1	0	1	0.7	2	0	0	1	0	0	0	0.0	
vs. Notre Dame	11/17/12		11	2	3	.667	0	0	.000	3	4	.750	0	0	0	0.5	5	1	0	0	0	1	7	1.8	
UTSA	11/21/12		8	2	2	1.000	0	0	.000	0	0	.000	1	2	3	1.0	2	0	0	0	0	0	4	2.2	
CS NORTHRIDGE	11/24/12		4	0	2	.000	0	0	.000	2	2	1.000	1	0	1	1.0	2	0	0	1	0	0	2	2.2	
vs. Montana	11/28/12		7	1	3	.333	0	0	.000	0	0	.000	1	3	4	1.4	2	0	1	0	1	0	2	2.1	
at Iowa State	12/01/12		9	1	4	.250	0	0	.000	1	2	.500	0	1	1	1.4	2	0	0	0	0	0	3	2.3	
UTAH	12/08/12		4	1	1	1.000	0	0	.000	0	1	.000	2	0	2	1.4	1	0	0	0	0	0	2	2.2	
at Weber State	12/15/12		4	0	1	.000	0	0	.000	0	0	.000	1	0	1	1.4	0	0	0	1	0	1	0	2.0	
EASTERN NM	12/18/12		9	0	0	.000	0	0	.000	0	0	.000	0	0	0	1.3	1	0	0	1	0	0	0	1.8	
at Baylor	12/21/12																								
NORTHERN ARIZONA	12/27/12																								
vs. Virginia Tech	12/29/12																								
LMU	01/03/13																								
at San Francisco	01/05/13																								
PEPPERDINE	01/10/13																								
at Santa Clara	01/12/13																								
SAINT MARY'S	01/16/13																								
SAN DIEGO	01/19/13																								
at Gonzaga	01/24/13																								
at Portland	01/26/13																								
at Pepperdine	01/31/13																								
SANTA CLARA	02/02/13																								
at San Diego	02/07/13																								
SAN FRANCISCO	02/09/13																								
PORTLAND	02/16/13																								
UTAH STATE	02/19/13																								
at Saint Mary's	02/21/13																								
GONZAGA	02/28/13																								
at LMU	03/02/13																								
Totals			0	62	7	17	.412	0	0	.000	6	9	.667	7	7	14	1.3	20	1	1	5	1	2	20	1.8

CAREER STATISTICS (ALL GAMES)

Year	GP	GS	Min	Avg	FG	FGA	Pct	3FG	FGA	Pct	FT	FTA	Pct	Off	Def	TR	Avg	PF	FO	A	TO	Blk	Stl	Pts	Avg
2012-13	11	0	62	5.6	7	17	.412	0	0	.000	6	9	.667	7	7	14	1.3	20	1	1	5	1	2	20	1.8
TOTAL	11	0	62	5.6	7	17	.412	0	0	.000	6	9	.667	7	7	14	1.3	20	1	1	5	1	2	20	1.8

CAREER STATISTICS (CONFERENCE GAMES)

Year	GP	GS	Min	Avg	FG	FGA	Pct	3FG	FGA	Pct	FT	FTA	Pct	Off	Def	TR	Avg	PF	FO	A	TO	Blk	Stl	Pts	Avg
2012-13	0	0	0	0.0	0	0	.000	0	0	.000	0	0	.000	0	0	0	0.0	0	0	0	0	0	0	0	0.0
TOTAL	0	0	0	0.0	0	0	.000	0	0	.000	0	0	.000	0	0	0	0.0	0	0	0	0	0	0	0	0.0



Official Basketball Box Score -- Game Totals -- Final Statistics
Tennessee State vs BYU
11/09/12 7:05 pm at Provo, Utah, Marriott Center

Tennessee State 66 • 0-1, 0-0 OVC

Table with columns: #, Player, FG-FGA, 3-Ptr, Rebounds, PF, TP, A, TO, Blk, Stl, Min. Includes totals and performance metrics.

FG % 1st Half: 10-26 38.5% 2nd half: 13-42 31.0% Game: 23-68 33.8%
3FG % 1st Half: 4-11 36.4% 2nd half: 2-10 20.0% Game: 6-21 28.6%
FT % 1st Half: 4-7 57.1% 2nd half: 10-16 62.5% Game: 14-23 60.9%

BYU 81 • 1-0, 0-0 WCC

Table with columns: #, Player, FG-FGA, 3-Ptr, Rebounds, PF, TP, A, TO, Blk, Stl, Min. Includes totals and performance metrics.

FG % 1st Half: 14-29 48.3% 2nd half: 16-26 61.5% Game: 30-55 54.5%
3FG % 1st Half: 2-9 22.2% 2nd half: 3-5 60.0% Game: 5-14 35.7%
FT % 1st Half: 4-5 80.0% 2nd half: 12-20 60.0% Game: 16-25 64.0%

Officials: James Giron, Marc Beasley, Jeffrey Kent
Technical fouls: Tennessee State-None. BYU-None.
Attendance: 16283

Score by periods table with columns: 1st, 2nd, Total. Includes points, paint, 2nd chance, fast break, bench.

Last FG - TSU 2nd-01:13, BYU 2nd-00:49.
Largest lead - TSU by 5 1st-12:52, BYU by 19 2nd-02:07.

Official Basketball Box Score -- Game Totals -- Final Statistics
Florida State vs BYU
11/16/12 7:10 p.m. at Brooklyn, N.Y. (Barclays Center)

Florida State 88 • 2-1

Table with columns: #, Player, FG-FGA, 3-Ptr, Rebounds, PF, TP, A, TO, Blk, Stl, Min. Includes totals and performance metrics.

FG % 1st Half: 15-25 60.0% 2nd half: 14-25 56.0% Game: 29-50 58.0%
3FG % 1st Half: 4-8 50.0% 2nd half: 7-12 58.3% Game: 11-20 55.0%
FT % 1st Half: 10-13 76.9% 2nd half: 9-14 64.3% Game: 19-27 70.4%

BYU 70 • 2-1

Table with columns: #, Player, FG-FGA, 3-Ptr, Rebounds, PF, TP, A, TO, Blk, Stl, Min. Includes totals and performance metrics.

FG % 1st Half: 13-36 36.1% 2nd half: 12-39 30.8% Game: 25-75 33.3%
3FG % 1st Half: 3-12 25.0% 2nd half: 3-13 23.1% Game: 6-25 24.0%
FT % 1st Half: 6-7 85.7% 2nd half: 8-12 66.7% Game: 14-19 73.7%

Officials: Karl Hess, Les Jones, Ray Natili
Technical fouls: Florida State-None. BYU-None.
Attendance:

Score by periods table with columns: 1st, 2nd, Total. Includes points, paint, 2nd chance, fast break, bench.

Last FG - FS 2nd-04:01, BYU 2nd-02:08.
Largest lead - FS by 27 2nd-09:47, BYU None.

24 #BYUhoops

Official Basketball Box Score -- Game Totals -- Final Statistics
Georgia State vs BYU
11/13/12 7:05 pm at Provo, Utah, Marriott Center

Georgia State 62 • 0-2

Table with columns: #, Player, FG-FGA, 3-Ptr, Rebounds, PF, TP, A, TO, Blk, Stl, Min. Includes totals and performance metrics.

FG % 1st Half: 9-34 26.5% 2nd half: 14-31 45.2% Game: 23-65 35.4%
3FG % 1st Half: 2-12 16.7% 2nd half: 1-10 10.0% Game: 3-22 13.6%
FT % 1st Half: 6-6 100.0% 2nd half: 7-9 77.8% Game: 13-15 86.7%

BYU 80 • 2-0

Table with columns: #, Player, FG-FGA, 3-Ptr, Rebounds, PF, TP, A, TO, Blk, Stl, Min. Includes totals and performance metrics.

FG % 1st Half: 18-31 58.1% 2nd half: 13-29 44.8% Game: 31-60 51.7%
3FG % 1st Half: 6-12 50.0% 2nd half: 2-8 25.0% Game: 8-20 40.0%
FT % 1st Half: 2-2 100.0% 2nd half: 8-10 80.0% Game: 10-12 83.3%

Officials: Michael Reed, Gregory Nixon, Mark Cook
Technical fouls: Georgia State-None. BYU-None.
Attendance: 13181

Score by periods table with columns: 1st, 2nd, Total. Includes points, paint, 2nd chance, fast break, bench.

Last FG - GSU 2nd-00:23, BYU 2nd-02:00.
Largest lead - GSU None, BYU by 29 1st-10:31.

Official Basketball Box Score -- Game Totals -- Final Statistics
BYU vs Notre Dame
11/17/12 7:00 p.m. at Brooklyn, N.Y. (Barclays Center)

BYU 68 • 2-2

Table with columns: #, Player, FG-FGA, 3-Ptr, Rebounds, PF, TP, A, TO, Blk, Stl, Min. Includes totals and performance metrics.

FG % 1st Half: 11-31 35.5% 2nd half: 13-32 40.6% Game: 24-63 38.1%
3FG % 1st Half: 2-8 25.0% 2nd half: 1-6 16.7% Game: 3-14 21.4%
FT % 1st Half: 8-12 66.7% 2nd half: 9-10 90.0% Game: 17-22 77.3%

Notre Dame 78 • 3-1

Table with columns: #, Player, FG-FGA, 3-Ptr, Rebounds, PF, TP, A, TO, Blk, Stl, Min. Includes totals and performance metrics.

FG % 1st Half: 11-26 42.3% 2nd half: 14-22 63.6% Game: 25-48 52.1%
3FG % 1st Half: 1-7 14.3% 2nd half: 5-6 83.3% Game: 6-13 46.2%
FT % 1st Half: 8-10 80.0% 2nd half: 14-18 77.8% Game: 22-28 78.6%

Officials: Brian Dorsey, Tim Kelly, Jerry Heater
Technical fouls: BYU-None. Notre Dame-None.
Attendance:

Score by periods table with columns: 1st, 2nd, Total. Includes points, paint, 2nd chance, fast break, bench.

Last FG - BYU 2nd-00:36, ND 2nd-03:36.
Largest lead - BYU by 7 2nd-14:45, ND by 10 2nd-00:02.

Score tied - 12 times. Lead changed - 10 times.







**2012-13 SEASON STATISTICS**  
**BYU Combined Team Statistics (as of Dec 18, 2012)**  
**All games**

<b>RECORD:</b>	<b>OVERALL</b>	<b>HOME</b>	<b>AWAY</b>	<b>NEUTRAL</b>
ALL GAMES	8-3	6-0	1-1	1-2
CONFERENCE	0-0	0-0	0-0	0-0
NON-CONFERENCE	8-3	6-0	1-1	1-2

#	Player	gp-gs	min	avg	Total		3-Point		F-Throw		Rebounds				pf	dq	a	to	blk	stl	pts	avg
					fg-fga	fg%	3fg-fga	3fg%	ft-fta	ft%	off	def	tot	avg								
03	HAWS, Tyler	11-11	363	33.0	77-165	.467	13-39	.333	56-59	.949	20	41	61	5.5	15	0	30	27	3	15	223	20.3
00	DAVIES, Brandon	11-11	307	27.9	76-135	.563	2-5	.400	57-83	.687	23	57	80	7.3	31	0	29	30	20	14	211	19.2
13	ZYLSTRA, Brock	11-9	271	24.6	28-72	.389	15-42	.357	9-12	.750	4	38	42	3.8	22	0	22	12	1	11	80	7.3
10	CARLINO, Matt	11-7	262	23.8	32-83	.386	9-37	.243	5-8	.625	8	24	32	2.9	14	0	46	23	0	16	78	7.1
02	CUSICK, Craig	11-6	272	24.7	20-53	.377	13-35	.371	7-11	.636	2	32	34	3.1	17	0	31	14	0	13	60	5.5
12	SHARP, Josh	11-9	240	21.8	24-44	.545	0-2	.000	8-13	.615	24	28	52	4.7	30	0	4	10	7	4	56	5.1
33	AUSTIN, Nate	11-1	150	13.6	15-37	.405	2-5	.400	7-14	.500	22	23	45	4.1	18	0	7	7	6	5	39	3.5
23	CALVERT, Cory	9-0	72	8.0	11-23	.478	4-9	.444	2-2	1.000	0	6	6	0.7	8	0	5	3	0	1	28	3.1
05	AMBROSINO, Agustin	10-1	84	8.4	12-26	.462	6-17	.353	1-2	.500	4	12	16	1.6	11	0	4	7	2	1	31	3.1
42	HARWARD, Ian	11-0	62	5.6	7-17	.412	0-0	.000	6-9	.667	7	7	14	1.3	20	1	1	5	1	2	20	1.8
01	DELGADO, Raul	9-0	77	8.6	7-22	.318	1-9	.111	0-1	.000	4	11	15	1.7	12	0	9	4	0	6	15	1.7
20	WINDER, Anson	7-0	40	5.7	2-9	.222	0-4	.000	3-6	.500	1	3	4	0.6	2	0	3	1	1	1	7	1.0
Team											16	22	38				1					
Total.....		11	2200		311-686	.453	65-204	.319	161-220	.732	135	304	439	39.9	200	1	191	144	41	89	848	77.1
Opponents.....		11	2200		266-637	.418	66-211	.313	164-227	.722	106	275	381	34.6	210	5	145	161	32	70	762	69.3

<b>TEAM STATISTICS</b>	<b>BYU</b>	<b>OPP</b>	<b>Date</b>	<b>Opponent</b>	<b>Score</b>	<b>Att.</b>
SCORING	848	762	11/09/12	TENNESSEE STATE	w 81-66	16283
Points per game	77.1	69.3	11/13/12	GEORGIA STATE	w 80-62	13181
Scoring margin	+7.8	-	11/16/12	vs Florida State	L 70-88	6433
FIELD GOALS-ATT	311-686	266-637	11/17/12	vs Notre Dame	L 68-78	5502
Field goal pct	.453	.418	11/21/12	UTSA	w 81-62	16475
3 POINT FG-ATT	65-204	66-211	11/24/12	CAL STATE NORTHRIDGE	w 87-75	20900
3-point FG pct	.319	.313	11/28/12	vs Montana	w 85-60	12378
3-pt FG made per game	5.9	6.0	12-01-12	at Iowa State	L 62-83	13739
FREE THROWS-ATT	161-220	164-227	12/08/12	UTAH	w 61-58	16109
Free throw pct	.732	.722	12/15/12	at Weber State	w 78-68	8695
F-Throws made per game	14.6	14.9	12/18/12	EASTERN NEW MEXICO	w 95-62	15820
REBOUNDS	439	381				
Rebounds per game	39.9	34.6				
Rebounding margin	+5.3	-				
ASSISTS	191	145				
Assists per game	17.4	13.2				
TURNOVERS	144	161				
Turnovers per game	13.1	14.6				
Turnover margin	+1.5	-				
Assist/turnover ratio	1.3	0.9				
STEALS	89	70				
Steals per game	8.1	6.4				
BLOCKS	41	32				
Blocks per game	3.7	2.9				
ATTENDANCE	98768	46747				
Home games-Avg/Game	6-16461	2-11217				
Neutral site-Avg/Game	-	3-8104				

\* - Conference game

<b>Score by Periods</b>	<b>1st</b>	<b>2nd</b>	<b>Totals</b>
BYU	424	424	848
Opponents	366	396	762