

# BASKETBALL

Kyle Chilton, BYU Athletic Communications | O: (801) 422-4909 | C: (801) 372-2080 | kyle\_chilton@byu.edu | facebook.com/byubasketball, @byubasketball

## BYU 2012-13 SCHEDULE

024	Wed	Cougar Tipoff (Ex)		84-70
026	Fri	SE Okla. State (Ex)	BYUtv	W, 103-57
N3	Sat	Findlay (Ex)	BYUtv	W, 90-61
N9	Fri	Tennessee State#	BYUtv	W, 81-66
N13	Tue	Georgia State#	BYUtv	W, 80-62
N16	Fri	vs. Florida State#	truTV	L, 70-88
N17	Sat	vs. Notre Dame#	truTV	L, 68-78
N21	Wed	UT-San Antonio	BYUtv	W, 81-62
N24	Sat	Cal State Northridge	BYUtv	W, 87-75
N28	Wed	vs. Montana^	BYUtv	W, 85-60
D1	Sat	at Iowa State	Cyclones.tv	L, 62-83
D5	Wed	Utah State	BYUtv	Postponed
D8	Sat	Utah	BYUtv	7 p.m.
D15	Sat	at Weber State	BYUtv	7 p.m.
D18	Tue	Eastern New Mexico	BYUtv	7 p.m.
D21	Fri	at Baylor	ESPN2	8 p.m.
D27	Thu	Northern Arizona	BYUtv	7 p.m.
D29	Sat	vs. Virginia Tech^	ESPNU	12 p.m.
J3	Thu	Loyola Marymount*	BYUtv	7 p.m.
J5	Thu	at San Francisco*	BYUtv	7 p.m.
J10	Thu	Pepperdine*	BYUtv	7 p.m.
J12	Sat	at Santa Clara*	TWC	1:30 p.m.
J16	Wed	Saint Mary's*	ESPNU	9 p.m.
J19	Sat	San Diego*	BYUtv	7 p.m.
J24	Thu	at Gonzaga*	ESPN2	8 p.m.
J26	Sat	at Portland*	ESPNU	7:30 p.m.
J31	Thu	at Pepperdine*	TWC	7 p.m.
F2	Sat	Santa Clara*	BYUtv	7 p.m.
F7	Thu	at San Diego*	BYUtv	7 p.m.
F9	Sat	San Francisco*	BYUtv	7 p.m.
F16	Sat	Portland*	BYUtv	7 p.m.
F21	Thu	at Saint Mary's*	ESPN2	8 p.m.
F28	Thu	Gonzaga*	ESPN2	9 p.m.
M2	Sat	at Loyola Marymount*	ESPNU	8 p.m.
M6-11	WCC Championships	ESPNU/ESPN2/ESPN		

All times local to site

# Acura Coaches vs. Cancer Classic

^ at EnergySolutions Arena

\* West Coast Conference game



**UTAH (6-2, 0-0 PAC 12) UTES**

Head Coach . . . . . Larry Krystkowiak  
Alma Mater . . . . . Montana, 1996  
Division I Career Record . . . . 54-47 (4th)  
Record at Utah . . . . . 12-27 (2nd)

## GAME INFORMATION

TV . . . . . BYUtv  
TV Talent . . . Dave McCann (play-by-play)  
. . . . . Steve Cleveland (analyst)  
. . . . . Robbie Bullough (reporter)  
Live Video . . . . . byutvsports.com  
Radio . . . . . KSL 102.7 FM / 1160 AM  
. . . . . BYU Radio - Sirius XM 143  
Radio Talent . . Greg Wrubell (play-by-play)  
. . . . . Mark Durrant (analyst)  
Live Audio . . . . . KSL.com  
Live Stats . . . . . BYUcougars.com

## SERIES INFORMATION

Series Record . . . . . BYU leads 128-125  
Last Meeting . . . . . BYU won 61-42, 12/10/11  
H/A/N . . . . . 71-47/51-73/6-5



**BYU (5-3, 0-0 WCC) COUGARS**

Head Coach . . . . . Dave Rose  
Alma Mater . . . . . Houston, 1983  
Division I Career Record . . 190-57 (8th)  
Record at BYU . . . . . Same

## BYU STORYLINES

- Saturday's Deseret Duel matchup is the 254th between BYU and Utah men's basketball. The Cougars have won 10 of the last 11 meetings with Utah and the Deseret Duel team trophy every year since the Duel began in 2007-08. BYU has claimed the overall trophy four out of five years.
- BYU's game with Utah State that was scheduled for earlier this week on Wednesday was postponed due to the serious medical condition of USU student-athlete Danny Berger that occurred during practice on Tuesday. The game will be rescheduled for a later date.



## BYU'S PROJECTED STARTING LINEUP



### #2 | Craig Cusick

Guard  
6-2 | 185 | Sr.  
Orem, Utah  
Orem HS

GP/GS	MPG	Pts	Reb	Ast	Stl	FG%	3PT%	FT%
8/3	24.9	5.3	3.1	2.8	1.1	.359	.360	.556

**Last Game:** Had 3 rebounds, 3 assists and 1 steal at Iowa State  
**Notes:** Has posted 2-plus assists in every game and hit at least one 3-pointer in seven of eight games



### #13 | Brock Zylstra

Guard  
6-6 | 210 | Sr.  
La Verne, Calif.  
Bonita HS

GP/GS	MPG	Pts	Reb	Ast	Stl	FG%	3PT%	FT%
8/8	28.5	9.3	4.1	2.6	1.4	.426	.389	.800

**Last Game:** Totaled 8 points, 3 rebounds, 2 assists and 2 steals at Iowa State  
**Notes:** Has hit a three in each game this season, including 2 threes in six of eight games ... has scored in double figures four times



### #3 | Tyler Haws

Guard  
6-5 | 200 | So.  
Alpine, Utah  
Lone Peak HS

GP/GS	MPG	Pts	Reb	Ast	Stl	FG%	3PT%	FT%
8/8	33.1	20.9	5.5	3.1	1.3	.480	.367	.923

**Last Game:** At Iowa State had 9 points, 2 rebounds, 3 assists and 2 steals  
**Notes:** Has scored 20-plus points six times and has led the team in scoring four times



### #12 | Josh Sharp

Forward  
6-7 | 185 | So.  
Highland, Utah  
Lone Peak HS

GP/GS	MPG	Pts	Reb	Ast	Blk	FG%	3PT%	FT%
8/7	23.5	6.0	4.8	0.4	0.9	.600	.000	.667

**Last Game:** Had 2 rebounds and 1 block at Iowa State  
**Notes:** Has shot .500 or better five times ... had set a new career high in points in three-consecutive games before the Iowa State game



### #0 | Brandon Davies

Forward  
6-9 | 235 | Sr.  
Provo, Utah  
Provo HS

GP/GS	MPG	Pts	Reb	Ast	Blk	FG%	3PT%	FT%
8/8	27.1	18.8	7.5	3.1	1.8	.531	.250	.682

**Last Game:** Had 20 points, 6 rebounds, 3 assists, 1 block and 2 steals at Iowa State  
**Notes:** Named preseason All-WCC and to the Wooden Award Preseason Top 50 ... has scored in double figures in 15-straight games dating back to last season ... has two double-doubles on the season

## OFF THE BENCH

No.	Name	Pos.	Ht.	Wt.	Yr.	Pts.	Reb.	Hometown (Previous School)	Notes
1	Raul Delgado	G	6-2	195	Jr.	1.5	1.0	Chihuahua, Mexico (Western Neb. CC)	Had 2 points and 2 rebounds at Iowa State
5	Agustin Ambrosino	F	6-8	225	Jr.	2.1	1.0	Cordoba, Argentina (Salt Lake CC)	Played 3 minutes at Iowa State
10	Matt Carlino	G	6-2	175	So.	6.3	2.9	Scottsdale, Ariz. (Bloomington South HS)	Scored a season-high 12 points and added 3 rebounds and 3 assists at Iowa State
20	Anson Winder	G	6-3	195	So.	0.2	0.4	Las Vegas, Nev. (Bishop Gorman HS)	Had 2 rebounds in 4 minutes at Iowa State
23	Cory Calvert	G	6-3	185	Fr.	1.3	0.4	Parker, Colo. (Chaparral HS)	Played 6 minutes at Iowa State
30	Cooper Ainge	G	6-0	175	Fr.	—	—	Wellesley, Mass. (Wellesley HS)	Is redshirting in 2012-13
33	Nate Austin	F	6-11	230	So.	3.6	4.1	Alpine, Utah (Lone Peak HS)	Had a season-high 8 points, 5 rebounds and a career-best 3 steals at Iowa State
42	Ian Harward	C	6-11	215	Fr.	2.3	1.4	Orem, Utah (Orem HS)	Posted 3 points and 1 board at Iowa State

**BYU VS. UTAH**

Overall Series Record: BYU leads 128-125  
 BYU Record in Provo: 71-47  
 BYU Record at Utah: 51-73  
 BYU Record at Neutral Sites: 6-5  
 BYU Record under Dave Rose: 11-3

**Last 10 games vs. Utah**

3-3-07	Utah	85-62	W
1-19-08	at Utah	55-52	W
2-20-08	Utah	67-59	W
1-27-09	at Utah (OT)	88-94	L
2-28-09	Utah	63-50	W
1-30-10	Utah	82-69	W
3-3-10	at Utah	71-51	W
1-11-11	at Utah	104-79	W
2-12-11	Utah	72-59	W
12-10-11	at Utah	61-42	W

**Utah's projected starting lineup**

No.	Name	Ht.	Pos.	Ppg	Rpg
21	Jordan Loveridge	6-6	F	12.3	8.6
31	Dallin Bachynski	7-0	C	9.9	8.4
1	Glen Dean	5-10	G	9.3	1.6
5	Jared DuBois	6-3	G	15.7	3.8
43	Cedric Martin	6-4	G	4.6	3.3

**Utah's last game**

W, 76-55 vs. Boise State, 12/5/12

BYU	CATEGORY	UTAH
5-3, 0-0	W-L	6-2, 0-0
6-4	Last 10	6-4
3-2	Last 5	4-1
76.8	PPG	71.2
71.8	Opp PPG	57.2
+5.0	Margin	+14.0
.450	FG%	.501
.428	FG% Def	.347
.319	3FG%	.376
5.8	3FG/Game	6.6
.338	Opp 3FG%	.313
.724	FT%	.727
39.6	RPG	38.6
34.5	Opp RPG	30.6
+5.1	Margin	+8.0
18.1	Assist/Game	16.3
13.6	TO/Game	14.4
15.0	Opp TO/Game	10.3
+1.4	Margin	-4.1
7.6	Steals/Game	4.9
4.0	Blocks/Game	4.1

**BY THE NUMBERS**

- 2** Dave Rose and the Cougars have the second-longest current streak of consecutive 25-win campaigns at six (2006-07 to 2011-12). Only Bill Self and Kansas, owners of seven-consecutive 25-win seasons (2005-06 to 2011-12), have a longer current streak.
- 2.8** Matt Carlino is BYU's leader in assists at 4.7 per game and also in assist/turnover ratio at 2.8, good enough for fourth in the West Coast Conference. The BYU record for assist/turnover ratio in a season is 3.1, achieved by Nathan Call in 1991-92 when he posted 204 assists and 65 turnovers in 32 games.
- 6** The Cougars have won 25-plus games and advanced to the NCAA Tournament for six-straight seasons (2006-07 to 2011-12). Both streaks are program records.
- 8** Brandon Davies picked up where he left off last season, taking eight charges in the first eight games, including a season high of three vs. Tennessee State. He has now taken 39 charges since the beginning of last season. Nate Austin has taken three charges this season after drawing 29 offensive fouls last season.
- 15** Brandon Davies has two double-doubles this season, with 22 points and 10 rebounds vs. UTSA and 21 points and 10 rebounds vs. Montana. He now has 15 career double-doubles, including nine last season.
- 20** BYU posted 20-plus assists in consecutive games to start the season with 20 vs. Tennessee State and 21 vs. Georgia State. The last time the Cougars posted back-to-back 20 assist games was Jan. 7 and Jan. 14, 2012, against San Francisco and Santa Clara. Last season BYU averaged 17.1 assists per game, the sixth best average in NCAA Division I basketball. This season the Cougars are averaging 18.1 assists per game.
- 20.9** Tyler Haws opened the 2012-13 season with six-straight 20-point games and had 18 in the seventh. He is averaging 20.9 points per game while shooting .480 from the field, .367 from three and .923 from the free throw line.
- 50** Tyler Haws ended his freshman year by making his final 48 free throw attempts, a BYU record for charity-stripe shots without a miss. He extended the streak to 50 with two makes in the first half against Tennessee State. The streak ended with a miss in the second half but he made his last six to finish 8 of 9.
- 190** Dave Rose (2005 to present) is second all-time in BYU basketball history with 190 career victories, behind only the great Stan Watts, who coached the Cougars to 371 wins from 1949 to 1972 and was inducted into the Naismith Memorial Basketball Hall of Fame in 1986.

**IN THE RECORD BOOKS**

**Career Rebounds**

Name (Years)	GP	Rebounds
1. Michael Smith (1983-84, 86-89)	122	922
2. Kresimir Cosic (1970-73)	79	919
2. Alan Taylor (1976-80)	110	919
...		
19. Kari Liimo (1966-69)	76	655
20. Devin Durrant (1978-80, 82-84)	117	643
21. Mekeli Wesley (1997-01)	115	617
22. <b>Brandon Davies (2009-present)</b>	<b>107</b>	<b>613</b>

**Career Points**

Name (Years)	GP	Points
1. Jimmer Fredette (2007-11)	139	2599
2. Danny Ainge (1977-81)	118	2467
3. Michael Smith (1983-84, 86-89)	122	2319
...		
23. Doug Richards (1971-74)	78	1218
24. Gary Trost (1987-88, 90-93)	114	1205
25. Eldon Brinley (1927-31)	—	1195
26. <b>Brandon Davies (2009-present)</b>	<b>107</b>	<b>1193</b>

**Career Blocks**

Name (Years)	GP	Blocks
1. Greg Kite (1979-83)	112	208
2. Shawn Bradley (1990-91)	34	177
2. Noah Hartssock (2008-11)	129	177
4. Russell Larson (1991-95)	100	166
5. Alan Taylor (1976-80)	110	119
6. Jeff Chatman (1984-88)	122	107
6. Trent Plaisted (2004-08)	103	107
8. Lee Cummarid (2005-09)	131	106
9. <b>Brandon Davies (2009-present)</b>	<b>107</b>	<b>102</b>

**Career Steals**

Name (Years)	GP	Points
1. Jackson Emery (2005-06, 08-11)	133	249
2. Danny Ainge (1977-81)	118	195
3. Marty Haws (1986-90)	123	182
...		
14. Justin Weidauer (1991-92, 95-98)	85	102
15. Terrell Lyday (1999-01)	66	99
16. Mekeli Wesley (1997-01)	115	97
17. <b>Brandon Davies (2009-present)</b>	<b>107</b>	<b>95</b>

**LAST TIME OUT – BYU FALLS TO IOWA STATE 83-62**

AMES, Iowa – Senior forward Brandon Davies scored 20 points but it was not enough as BYU fell 83-62 on the road at Iowa State, Saturday afternoon at Hilton Coliseum. The Cougars are now 5-3 on the year after dropping their first true road game this season.

Iowa State senior guard Will Clyburn scored a career high 32 points on 9 of 16 shooting to lead the Cyclones, who improve to 5-2 with the win. Junior Melvin Ejim added 13 points and senior Korie Lucious finished with 12 points to complement Clyburn's offensive production.

"They are a tough team to guard," BYU coach Dave Rose said. "Will (Clyburn) got some open looks and he hit them. I think we ended up playing him better, but he was just really good tonight."

"I think Iowa State played him (Davies) how we had expected," Rose said. "When we throw the ball into him, he will draw a second and maybe a third defender. Brandon does a really good job with sharing the ball and getting good shots for himself. I thought Brandon handled the pressure pretty well."

The game was close early on as both teams exchanged points back and forth in the first half. Nate Austin hit a three pointer to put BYU up 22-20 with 10:05 remaining, before Iowa State pulled away late in the half. Clyburn made a jumper to cap an Iowa State 8-2 run extending the Cyclones lead to 38-29 with 5:09 remaining in the first half.

BYU battled back late in the first period. Haws hit a 3-pointer with 2:47 remaining followed by a Matt Carlino layup at the 2:14 mark to bring the Cougars within three of the Cyclones at 40-37.

Iowa State generated another strong run after BYU cut the lead to three, outscoring the Cougars 8-0 to close out the half. Chris Babb hit a 3-pointer with 5 seconds remaining to extend the Cyclones lead to 48-37 going into halftime.

Clyburn finished with a team-high 22 points in the first half, going 4 of 4 from 3-point land and 7 of 10 from the field. Austin was BYU's leading scorer at halftime, chipping in 8 points.

The Cyclones got off to a fast start in the second half going on a 10-4 run to extend their lead to 17. Carlino ended the run, hitting a layup followed by a Haws baseline jumper on the next possession to bring the score to 58-45 with 13:38 remaining. A Davies layup with 11:34 to go cut the lead to 12 at 62-50 but the Cougars were unable to get any closer the rest of the way.

BYU struggled to get into any offensive rhythm late and finished the game shooting 24 of 65 (36.9 percent). Carlino finished with 12 points, while Haws added 9 points on the game.

**QUICK FACTS****University Information**

Location: Provo, Utah 84602  
 Elevation: 4,553 feet  
 Enrollment: 32,955 (Daytime)  
 Founded: October 15, 1875  
 Owned: The Church of Jesus Christ of Latter-day Saints  
 Nickname: Cougars  
 Mascot: Cosmo  
 Colors: Blue and White  
 Arena (capacity): Marriott Center (21,000)  
 Conference: West Coast Conference  
 President: Cecil O. Samuelson (Utah, 1966)  
 Athletic Director: Tom Holmoe (BYU, 1983)  
 Athletic Website: BYUCougars.com  
 Tickets: (801) 422-BYU1 or (800) 322-BYU1

**2012-13 Preview**

Lettermen Returning/Lost: 8/6  
 Newcomers: 4  
 Returning Redshirt Freshmen: 1  
 Starters Returning/Lost: 4/2\*  
 Returning Points: 56.9% (1,552 of 2,727 points)  
 Returning Rebounds: 66.1% (890 of 1,347 rebounds)  
 Returning Assists: 69.1% (414 of 599 assists)  
 Returning Blocks: 53.2% (82 of 154 blocks)  
 Returning Minutes: 63.4% (4,439 of 7,000 minutes)  
 \*Includes Tyler Haws, who started as a freshman

**2011-12 Review**

Overall Record: 26-9  
 Conference Record/Finish: 12-4 (3rd)  
 2012 Postseason: (1-1) Lost, NCAA Second Round  
 (Louisville) vs. Marquette, 68-88  
 2012 Final National Ranking: NR/NR

**BYU Coaching Staff**

Head Coach: Dave Rose  
 Alma Mater (year): Houston (1983)  
 Record at School (years): 190-57 (8th year)  
 Career Division I Record (years): same  
 Basketball Office Fax: (801) 422-5965  
 Assistant Coaches (Alma Mater, year)  
   Terry Nashif (BYU, 2005)  
   Tim LaComb (Utah, 2006)  
   Mark Pope (Kentucky, 1996)  
 Dir. of Basketball Operations: Mike Hall (BYU, 2005)  
 Coord. of Player Development: Garrett Faucette (BYU, 2008)

**BYU History**

First Year of Basketball: 1903  
 Overall All-Time Record: 1671-1017 (.622)  
 Winning Seasons: 85 (last 2012)  
 Regular Season Conf. Championships: 29 (last 2011)  
 Postseason Appearances (record): 37 (26-37)  
 Total NCAA Appearances (record): 27 (15-29)  
 Last NCAA Appearance: 2012  
   First Round: W vs. No. 14 seed Iona, 78-72  
   Second Round: L vs. No. 3 seed Marquette, 68-88  
 Total NIT Appearances (Record): 10 (12-8)  
 Last NIT Appearance: 2006  
 Result: (0-1) lost at Houston, 77-67

**2012-13 STORYLINES AND NOTES****Player and team notes**

- Tyler Haws is ranked in the top 15 in nine of the 13 statistical categories tracked by the West Coast Conference. He is the only player in the WCC among the top 15 in all of the following categories: scoring, rebounding, assists, assist/turnover ratio, steals, field goal percentage, free throw percentage, 3-point field goal percentage.
- Craig Cusick and Agustin Ambrosino made their first starts of the season against Cal State Northridge, replacing Matt Carlino and Josh Sharp in the starting five. For Cusick it was his fourth career start and for Ambrosino his first. Cusick has remained a starter while Sharp has returned to the lineup.
- Josh Sharp had his best game as a Cougar against Montana, posting a season-high 13 points on 6 of 8 shooting and adding 8 rebounds.
- Tyler Haws's 32 points against Cal State Northridge are the most points by a BYU player since Jimmer Fredette scored 32 vs. Florida in the NCAA Tournament on March 24, 2011. The only other Cougar to score 30 or more since Fredette was Matt Carlino, who scored 30 at San Francisco last season on Feb. 16, 2012.
- The Cougars played one of their best all-around games against Montana, posting a season-low seven turnovers and season highs of 85 points, nine threes and 27 free throw attempts. The .517 shooting percentage and 11 steals were the second-best marks in their respective categories this season.

**Fast start for Tyler Haws**

Tyler Haws is off to one of the best starts to a season in the history of BYU basketball. He started the season with six-straight 20-point games, the second best such streak in program history. Only Devin Durrant started a season with more consecutive 20-point games, seven in 1983-84. Haws's streak ended when he scored 18 against Montana in the seventh game of the season. What makes Haws's start even more impressive is that he's the only sophomore on the list and he returned in April from a two-year mission for The Church of Jesus Christ of Latter-day Saints in the Philippines.

Name	Class	Season	Consecutive 20-Point Games (point totals)
Devin Durrant	Senior	1983-84	7 (28, 35, 20, 35, 23, 33, 27)
<i>Tyler Haws</i>	<i>Sophomore</i>	<i>2012-13</i>	<i>6 (22, 22, 23, 21, 20, 32)</i>
Danny Ainge	Senior	1980-81	5 (24, 22, 22, 29, 29)
Kresimir Cosic	Junior	1971-72	5 (30, 31, 33, 23, 30)
Michael Smith	Senior	1988-89	5 (24, 29, 30, 33, 20)

**Davies does it all**

Brandon Davies stuffed the stat sheet in the opener against Tennessee State, tallying 16 points, 7 rebounds, 3 assists, 4 blocks and 2 steals while drawing 3 charges. He did it again vs. Georgia State with 28 points, 9 rebounds, 3 assists, 3 blocks and 2 steals. Davies had maybe his most complete game against Montana with 21 points, 10 rebounds, 6 assists, 2 blocks and 4 steals. Through eight games he is averaging 18.8 points, 7.5 rebounds, 3.1 assists, 1.8 blocks and 1.4 steals. Last season he became the second Cougar in history to average at least one of everything (points, rebounds, assists, steals and blocks). Russell Larson is the only other BYU player to produce a 'one of everything' season and did so twice, in 1993-94 and 1994-95 (blocks and steals were not tracked until the 1977-78 season).

**Dave Rose**

BYU head coach Dave Rose has led BYU to its most successful eight-year run since taking over in 2005. His career record of 190-57 ranks him second in BYU history in total victories and first in winning percentage (.769). Rose has been named conference coach of the year three times, district coach of the year twice and has guided the Cougars to four conference titles, six NCAA Tournament appearances and six 25-win seasons. In 2010 he led BYU to its first NCAA Tournament win in 17 years and the Cougars have also won at least one tournament game in the two seasons since, including a trip to the Sweet 16 in 2011.

**Rose among the nation's best**

Dave Rose is fifth in career winning percentage among active NCAA Division I head coaches (as of 12/3/12).

Coach	Yrs.	W	L	Pct.	Coach	Yrs.	W	L	Pct.
1. Roy Williams, UNC	25	681	171	.799	6. John Calipari, Kentucky	21	509	155	.767
2. Mark Few, Gonzaga	14	350	90	.795	7. Mike Krzyzewski, Duke	38	935	291	.763
3. Brad Stevens, Butler	6	144	42	.774	8. Bo Ryan, Wisconsin	29	656	207	.760
4. Thad Matta, Ohio State	13	328	97	.772	9. Jamie Dixon, Pittsburgh	10	245	78	.759
5. <i>Dave Rose, BYU</i>	<i>8</i>	<i>190</i>	<i>57</i>	<i>.769</i>	10. Bill Self, Kansas	20	482	159	.752

**Rose vs. the state**

BYU basketball coach Dave Rose has compiled a record of 24-6 vs. in-state opponents since taking over in 2005-06. He has the best winning percentage (.800) of any coach vs. in-state teams during that time and the second-most wins (Utah State's Stew Morrill is 25-8 vs. in-state teams since 2005-06 for a .758 winning percentage). BYU hosts Utah on Dec. 8 and plays at Weber State on Dec. 15. The Cougars were scheduled to host Utah State on Dec. 5 but the game was postponed.

Rose vs.	W	L	Rose vs.	W	L
Utah	11	3	Weber State	7	0
Utah State	3	3	Southern Utah	3	0

**HONORS CANDIDATES**

**Brandon Davies • All-America Candidate**

- Has scored in double figures 8 times and shot .500 or better in 5 of 8 games
- Totaled 21 points, 10 boards, 6 assists, 2 blocks and 4 steals vs. Montana
- Registered a double-double with 22 points and 10 rebounds vs. UTSA and added 3 assists and a block
- Had 19 points, 5 rebounds and 2 blocks vs. Florida State
- Posted 28 points, 9 boards, 3 assists, 3 blocks and 2 steals vs. Georgia State
- Opened 2012-13 with 16 points, 7 boards, 3 assists, 4 blocks, 2 steals vs. Tennessee State
- Earned a spot on the Wooden Award Preseason Top 50 and the Lute Olson Award Preseason All-America team
- Named preseason All-WCC by the league's coaches
- Named to the 2012 All-West Coast Conference Team and NABC All-District 9 Second Team

**Tyler Haws • All-WCC Candidate**

- Has scored 20-plus points in six of eight games to start the season
- Scored a career-best 32 points vs. CSUN
- Scored 20 points and added 6 rebounds and 3 assists vs. UTSA
- Had 21 points, 8 rebounds, 4 assists and 2 steals vs. Notre Dame and earned a spot on the Acura CVC Classic All-Tournament Team
- Posted season highs of 23 points, nine rebounds, five assists (tied a season high), 3 steals and 1 block vs. Florida State
- Had 22 points, 7 rebounds, 5 assists and 2 steals vs. Georgia State
- Totaled 22 points and 4 boards and hit 8 of 9 free throws in season opener vs. Tennessee State
- Named to All-MWC Third Team, Academic All-MWC and the HoopTV Las Vegas Classic All-Tournament Team in 2009-10
- Named Male Rookie of the Year at the Y Awards and was named team's Most Inspirational Player at the team banquet
- Averaged 11.3 points and 4.2 rebounds and shot .498 from the field, .368 from three and .917 from the free throw line — a school record and the fourth-best percentage in NCAA history for a freshman
- Posted season highs of 24 points, 11 rebounds, 6 assists, 4 steals and 2 blocks

**Matt Carlino • All-WCC Candidate**

- Owns a 2.8 assist/turnover ratio
- Posted 12 points, 3 rebounds and 3 assists at Iowa State
- Had 8 points, 6 assists and a steal vs. CSUN
- Totaled 11 points, 7 assists, 4 rebounds and 4 steals vs. Georgia State
- Posted 9 points, 10 assists and 5 rebounds in season opener vs. Tennessee State
- Named All-WCC Honorable Mention and to the WCC All-Freshman Team in 2012
- Averaged 12.2 points, 4.6 assists, 3.0 rebounds and 1.4 steals and started in 24 of 25 games played in 2011-12
- Posted season highs of 30 points, 7 rebounds, 11 assists and 4 steals
- In league games was 14th in scoring, 4th in assists, T-9th in steals, T-12th in 3-point FGs and 3rd in assist/turnover ratio
- Scored in double figures in 15 games and led the team in scoring 4 times and assists 16 times

**2012-13 BYU STARTING LINEUPS**

Opponent	(1)	(2)	(3)	(4)	(5)
Tennessee State	Carlino	Zylstra	Haws	Sharp	Davies
Georgia State	Carlino	Zylstra	Haws	Sharp	Davies
vs. Florida State	Carlino	Zylstra	Haws	Sharp	Davies
vs. Notre Dame	Carlino	Zylstra	Haws	Sharp	Davies
UTSA	Carlino	Zylstra	Haws	Sharp	Davies
Cal State Northridge	Cusick	Zylstra	Haws	Ambrosino	Davies
vs. Montana	Cusick	Zylstra	Haws	Sharp	Davies
at Iowa State	Cusick	Zylstra	Haws	Sharp	Davies
Utah					
at Weber State					
Eastern New Mexico					
at Baylor					
Northern Arizona					
vs. Virginia Tech					
Loyola Marymount					
at San Francisco					
Pepperdine					
at Santa Clara					
Saint Mary's					
San Diego					
at Gonzaga					
at Portland					
at Pepperdine					
Santa Clara					
at San Diego					
San Francisco					
Portland					
at Saint Mary's					
Gonzaga					
Loyola Marymount					
Won-Loss Records	(1)	(2)	(3)	(4)	(5)
3-2	Carlino	Zylstra	Haws	Sharp	Davies
1-1	Cusick	Zylstra	Haws	Sharp	Davies
1-0	Cusick	Zylstra	Haws	Ambrosino	Davies

**GAMES PLAYED**

	2012-13	Career
Brandon Davies	8 (5-3)	107 (88-19)
Brock Zylstra	8 (5-3)	91 (72-19)
Tyler Haws	8 (5-3)	43 (35-8)
Craig Cusick	8 (5-3)	43 (31-12)
Nate Austin	8 (5-3)	43 (31-12)
Anson Winder	5 (3-2)	39 (29-10)
Josh Sharp	8 (5-3)	36 (25-11)
Matt Carlino	8 (5-3)	33 (23-10)
Agustin Ambrosino	8 (5-3)	same
Raul Delgado	6 (4-2)	same
Cory Calvert	7 (4-3)	same
Ian Harward	8 (5-3)	same

**GAMES STARTED**

	2012-13	Career
Brandon Davies	8 (5-3)	70 (55-15)
Tyler Haws	8 (5-3)	41 (33-8)
Brock Zylstra	8 (5-3)	36 (25-11)
Matt Carlino	5 (3-2)	29 (21-8)
Anson Winder	0 (0-0)	15 (12-3)
Craig Cusick	3 (2-1)	6 (4-2)
Josh Sharp	7 (4-3)	same
Nate Austin	0 (0-0)	1 (1-0)
Agustin Ambrosino	1 (1-0)	same

**STREAKS**

Streak	12-13	Overall
Current won/loss streak	1 loss	same
At home	4 wins	7 wins
On the road	1 loss	2 losses
On a neutral floor	1 win	same
At home vs. Nonconference	4 wins	7 wins
At home vs. WCC	—	3 wins
On the road vs. Nonconference	1 loss	same
On the road vs. WCC	—	1 loss
On a neutral floor vs. Nonconference	1 win	same
On a neutral floor vs. WCC	—	1 loss
At regular season tournament	2 losses	same
At WCC Tournament	—	1 loss
NCAA Tournament	—	1 loss
At NIT	—	2 losses
Games with a 3-point make	8	518



**BYU'S RECORD WHEN ...**

Venue	2012-13	Under Rose
Overall	5-3	190-57
Home	4-0	106-8
Away	0-1	56-31
Neutral	1-2	28-18
Lead at the half/end of game...	2012-13	Under Rose
BYU leads at the half	5-1	162-16
Opponent leads at the half	0-2	23-37
Score tied at the half	0-0	5-4
BYU leads w/5 min left	5-0	180-5
Opponent leads w/5 min left	0-3	8-51
Score tied w/5 min left	0-0	2-1
BYU leads w/1 min left	5-0	185-0
Opponent leads w/1 min left	0-3	3-54
Score tied w/1 min left	0-0	2-3
Game goes into overtime	0-0	6-3
BYU scores...	2012-13	Under Rose
100-plus points	0-0	9-0
90-99 points	0-0	30-0
80-89 points	5-0	62-6
70-79 points	0-1	69-20
60-69 points	0-2	17-26
60 or less points	0-0	3-5
Opponent scores...	2012-13	Under Rose
100-plus points	0-0	1-0
90-99 points	0-0	3-5
80-89 points	0-2	9-21
70-79 points	1-1	32-26
60-69 points	4-0	86-5
50-59 points	0-0	42-0
50 or less points	0-0	18-0
BYU double figure scorers	2012-13	Under Rose
One player in double figures	0-0	1-4
Two players in double figures	1-1	23-15
Three players in double figures	4-1	72-26
Four players in double figures	0-1	63-11
Five players in double figures	0-0	25-1
Six players in double figures	0-0	6-0
Shooting and rebounding	2012-13	Under Rose
BYU shoots 50% or better	4-0	85-7
Opponent shoots 50% or better	0-2	12-23
BYU outshoots opponent	5-0	156-10
Opponent outshoots BYU	0-3	33-45
Teams shoot equal FG%	0-0	1-2
BYU outrebounds opponent	4-1	144-14
Opponent outrebounds BYU	0-2	37-40
BYU, opponent tie in rebounds	1-0	9-3
Wins, losses and rest	2012-13	Under Rose
Coming off a win	3-2	143-47
Coming off a loss	2-1	47-10
Two-plus days between games	5-2	167-45
One day between games	0-0	14-2
Playing the next day	0-1	9-10
Days	2012-13	Under Rose
Monday	0-0	2-0
Tuesday	1-0	29-3
Wednesday	2-0	47-10
Thursday	0-0	17-11
Friday	1-1	21-5
Saturday	1-2	74-28

**BYU'S RECORD WHEN ...**

On television	2012-13	Under Rose
All games on TV	5-2	154-51
On BYUtv	5-0	41-4
On ESPN	0-0	0-1
On ESPN2	0-0	2-6
On ESPNU	0-0	5-1
On truTV	0-2	1-2
On CBS	0-0	4-5
Top 25	2012-13	Under Rose
vs. a top 25 opponent	0-1	8-17
as a top 25 team	0-0	57-16
Months	2012-13	Under Rose
November	5-3	38-9
December	0-0	44-11
January	0-0	42-15
February	0-0	42-7
March	0-0	24-15
Margin of victory/defeat	2012-13	Under Rose
1-4 points	0-0	16-12
5-9 points	0-0	35-13
10-15 points	1-1	48-18
16-19 points	3-1	22-11
20-29 points	1-1	43-3
30-39 points	0-0	16-0
40-49 points	0-0	6-0
50+ points	0-0	4-0

**DUNKS**

	2012-13	Career
Brandon Davies	4	62
Nate Austin	2	6
Brock Zylstra	—	2
Tyler Haws	1	3
Josh Sharp	4	5
Anson Winder	—	1
BYU	11	
Opponents	8	

**FREE THROW STREAKS**

Haws	50	2/13/10 - 11/9/12
Haws	19	11/21/12 - 11/28/12
Haws	15	11/9/12 - 11/17/12
Davies	12	11/21/12 - 11/28/12
Zylstra	11	3/13/12 - 11/24/12
Cusick	4	11/16/12 - current

**LATE GAME FREE THROWS**

Player	5:00-2:00	2:00-0:00
Brandon Davies	7-10 (.700)	0-0 (.000)
Matt Carlino	3-4 (.750)	0-0 (.000)
Tyler Haws	4-5 (.800)	2-2 (1.000)
Craig Cusick	0-0 (.000)	0-2 (.000)
Anson Winder	0-0 (.000)	1-2 (.500)
Josh Sharp	1-2 (.500)	0-0 (.000)
Ian Harward	0-0 (.000)	1-2 (.500)
Totals	15-21 (.714)	4-8 (.500)
Under Rose	448-623 (.719)	569-750 (.759)



Senior forward Brandon Davies



Sophomore guard Tyler Haws

**2012-13 SCORING BY HALF (BYU-OPPONENT)**

Opponent	1st half	Margin	FG %	2nd half	Margin	FG %	OT	Margin	FG %	Final	Margin	FG %
TENNESSEE STATE	34-28	+6	48.3-38.5	47-38	+9	61.5-31.0	—	—	—	81-66	+15	54.5-33.8
GEORGIA STATE	44-26	+18	58.1-26.5	36-36	0	44.8-45.2	—	—	—	80-62	+18	51.7-35.4
vs. Florida State	35-44	-9	36.1-60.0	35-44	-9	30.8-56.0	—	—	—	70-88	-18	33.3-58.0
vs. Notre Dame	32-31	+1	42.3-35.5	36-47	-11	40.6-63.6	—	—	—	68-78	-10	38.1-52.1
UTSA	48-28	+20	55.9-39.3	33-34	-1	46.2-39.4	—	—	—	81-62	+19	51.7-39.3
CS NORTHBRIDGE	46-40	+6	42.4-46.4	41-35	+6	51.6-38.9	—	—	—	87-75	+12	46.9-42.2
vs. Montana	42-31	+11	62.5-48.0	43-29	+14	44.1-29.2	—	—	—	85-60	+25	51.7-38.8
at Iowa State	37-48	-11	42.4-51.7	25-35	-10	31.3-44.8	—	—	—	62-83	-21	36.9-48.3
UTAH												
at Weber State												
EASTERN NM												
at Baylor												
NORTHERN ARIZONA												
vs. Virginia Tech												
LMU												
at San Francisco												
PEPPERDINE												
at Santa Clara												
SAINT MARY'S												
SAN DIEGO												
at Gonzaga												
at Portland												
at Pepperdine												
SANTA CLARA												
at San Diego												
SAN FRANCISCO												
PORTLAND												
at Saint Mary's												
GONZAGA												
at LMU												
Season Totals	39.8-34.5	+5.3	47.0-43.4	37.0-37.2	-0.2	43.0-42.1	—	—	—	76.8-71.8	+5.0	45.0-42.8

**2012-13 OFFENSIVE TRENDS (BYU-OPPONENT)**

Opponent	Pts/Paint	Pts Off TO	2nd Chance Pts	Fastbreak Pts	Bench Pts	Big Run	Big Lead			
TENNESSEE STATE	40-18	+22	17-17	0	2-11	-9	18-2 +16	16-13 +3	9-0/7-0	19/5
GEORGIA STATE	42-24	+18	20-15	+5	7-8	-1	14-4 +10	7-6 +1	16-0/9-0	29/-
vs. Florida State	25-34	-9	15-20	-5	15-6	+9	15-4 +11	18-37 -19	12-0/13-0	-/27
vs. Notre Dame	28-30	-2	13-8	+5	19-4	+15	4-4 0	16-10 +6	7-0/12-0	7/10
UTSA	34-22	+12	15-9	+6	11-5	+6	12-2 +10	24-6 +18	8-0/7-0	23/2
CS NORTHBRIDGE	42-32	+10	14-13	+1	13-17	-4	16-0 +16	22-16 +6	12-0/8-0	12/4
vs. Montana	32-16	+16	26-7	+19	9-7	+2	4-0 +4	19-18 +1	12-0/6-0	25/-
at Iowa State	30-32	-2	13-21	-8	8-12	-4	4-4 0	25-19 +6	5-0/12-0	2/22
UTAH										
at Weber State										
EASTERN NM										
at Baylor										
NORTHERN ARIZONA										
vs. Virginia Tech										
LMU										
at San Francisco										
PEPPERDINE										
at Santa Clara										
SAINT MARY'S										
SAN DIEGO										
at Gonzaga										
at Portland										
at Pepperdine										
SANTA CLARA										
at San Diego										
SAN FRANCISCO										
PORTLAND										
at Saint Mary's										
GONZAGA										
at LMU										
Season Totals	273-208	+65	133-110	+23	84-70	+14	87-20 +67	147-125 +22		
Times Led, Record (W/L/T)	5-0/0-3/0-0		4-1/0-2/1-0		2-2/3-1/0-0		5-1/0-0/0-2	5-2/0-1/0-0		
Under Rose (W/L/T)	123-18/57-37/10-2		147-20/36-35/7-2		118-19/61-35/11-3		135-27/37-18/18-12	110-28/74-28/6-1		



**2012-13 WCC Standings (as of 12/6/12)**

	Overall	Pct	WCC	Pct
No. 16 Gonzaga	9-0	1.000	0-0	.000
San Francisco	5-1	.833	0-0	.000
Saint Mary's	6-2	.750	0-0	.000
Santa Clara	5-2	.714	0-0	.000
<b>BYU</b>	<b>5-3</b>	<b>.625</b>	<b>0-0</b>	<b>.000</b>
Pepperdine	5-3	.625	0-0	.000
Loyola Marymount	5-4	.556	0-0	.000
San Diego	4-5	.444	0-0	.000
Portland	3-5	.375	0-0	.000

**WCC Players of the Week**

Nov. 12	Kevin Foster, Santa Clara
Nov. 19	Johnny Dee, San Diego
Nov. 26	Elias Harris, Gonzaga
Dec. 3	Cole Dickerson, San Francisco

**2012-13 WCC Preseason Poll**

Team (First Place Votes)	Points
1. Gonzaga (7)	63
2. <b>BYU (1)</b>	<b>55</b>
3. Saint Mary's (1)	52
4. Loyola Marymount	37
5. San Diego	36
6. Santa Clara	35
7. San Francisco	19
8. Portland	15

**2012-13 Preseason All-WCC Team**

Player	School	Yr.	Pos.
Gary Bell, Jr.	Gonzaga	So.	G
<b>Brandon Davies</b>	<b>BYU</b>	<b>Sr.</b>	<b>F</b>
Johnny Dee	San Diego	So.	G
Matthew Dellavedova	Saint Mary's	Sr.	G
Sam Dower	Gonzaga	Jr.	C
Kevin Foster	Santa Clara	Sr.	G
Elias Harris	Gonzaga	Sr.	F
Stephen Holt	Saint Mary's	Jr.	G
Anthony Ireland	Loyola Marymount	Jr.	G
Kevin Pangos	Gonzaga	So.	G

TEAM	All	Conf
WCC Stats (12/2/12)		
Scoring Offense	3rd	—
Scoring Defense	9th	—
Scoring Margin	6th	—
FT Percentage	2nd	—
FG Percentage	5th	—
FG Percentage Defense	7th	—
3FG Percentage	8th	—
3FG Percentage Defense	4th	—
3-Point FG Made/Game	6th	—
Rebounding Offense	4th	—
Rebounding Defense	7th	—
Rebounding Margin	4th	—
Blocked Shots	T3rd	—
Assists	2nd	—
Steals	3rd	—
Turnover Margin	3rd	—
Assist/Turnover Ratio	3rd	—
Offensive Rebounds	3rd	—
Defensive Rebounds	3rd	—
Defensive Reb Pct	3rd	—
Offensive Reb Pct	4th	—
<b>NCAA Stats (12/2/12)</b>	<b>Rank</b>	<b>Actual</b>
Won-Lost Percentage	123	62.5
Scoring Offense	44	76.8
Scoring Defense	272	71.8
Scoring Margin	143	5.0
Field-Goal Percentage	112	45.0
Field-Goal Pct Defense	197	42.8
3-Point Field Goals/Game	199	5.8
3-Point Field-Goal Pct	205	31.9
3-Point FG Defense	204	33.8
Free-Throw Percentage	89	72.4
Rebound Margin	79	5.1
Assists Per Game	7	18.1
Assist Turnover Ratio	27	1.33
Blocked Shots Per Game	120	4.0
Steals Per Game	127	7.6
Turnovers Per Game	140	13.6
Turnover Margin	137	1.4
Personal Fouls Per Game	210	18.8

INDIVIDUAL	Top BYU player - All	Top BYU player - Conf
WCC (12/2/12)		
Scoring	Tyler Haws - 2nd	—
Rebounding	Brandon Davies - 7th	—
FG Percentage	Brandon Davies - 6th	—
Assists	Matt Carlino - T8th	—
FT Percentage	Tyler Haws - 2nd	—
Steals	Davies Zylstra - T10th	—
3FG Percentage	—	—
3FG Made/Game	Brock Zylstra - 8th	—
Blocked Shots	Brandon Davies - 3rd	—
Assist/TO Ratio	Matt Carlino - 3rd	—
Offensive Rebounds	Josh Sharp - 7th	—
Defensive Rebounds	Brandon Davies - 4th	—
Minutes Played	Tyler Haws - 8th	—
<b>NCAA Stats (12/2/12)</b>	<b>BYU Player - Rank</b>	<b>Actual</b>
Points Per Game	Tyler Haws - 22	20.9
	Brandon Davies - 57	18.8
Field Goal Percentage	Brandon Davies - 96	53.1
	Tyler Haws - 166	48.0
Free Throw Percentage	Tyler Haws - 22	92.3
Rebounds Per Game	Brandon Davies - 156	7.5
Assists Per Game	Matt Carlino - 96	4.5
Blocked Shots Per Game	Brandon Davies - 96	1.75
Assist/Turnover Ratio	Matt Carlino - 47	2.77
Double-Doubles	Brandon Davies - 60	2

**BYU BASKETBALL**
**ROSTER AND CAREER HIGHS**

No.	Name	Pos.	Ht.	Wt.	Yr.	Hometown (Previous School)	Pronunciations
0	Brandon Davies	F	6-9	235	Sr.	Provo, Utah (Provo HS)	AGUSTIN AMBROSINO AH-go-steen ahm-bro-SEE-no
1	Raul Delgado	G	6-2	195	Jr.	Chihuahua, Mexico (Western Neb. CC)	ANSON WINDER AN-sun WINE-der
2	Craig Cusick	G	6-2	185	Sr.	Orem, Utah (Utah)	BROCK ZYLSTRA ZIL-stra
3	Tyler Haws	G	6-5	200	So.	Alpine, Utah (Lone Peak HS)	MATT CARLINO car-LEE-no
5	Agustin Ambrosino	F	6-8	225	Jr.	Cordoba, Argentina (Salt Lake CC)	RAUL DELGADO rah-OOL del-GAH-doh
10	Matt Carlino	G	6-2	175	So.	Scottsdale, Ariz. (Bloomington South HS)	TERRY NASHIF NASH-if
12	Josh Sharp	F	6-7	185	So.	Highland, Utah (Utah)	IAN HARWARD HAR-word
13	Brock Zylstra	G	6-6	210	Sr.	La Verne, Calif. (Bonita HS)	ROBERT RAMOS RAY-mus
20	Anson Winder	G	6-3	195	So.	Las Vegas, Nev. (Bishop Gorman HS)	
23	Cory Calvert	G	6-3	185	Fr.	Parker, Colo. (Chaparral HS)	
30	Cooper Ainge	G	6-0	175	Fr.	Wellesley, Mass. (Wellesley HS)	
33	Nate Austin	F	6-10	230	So.	Alpine, Utah (Lone Peak HS)	
42	Ian Harward	C	6-11	215	Fr.	Orem, Utah (Orem HS)	

Head Coach: Dave Rose, 8th year (Houston, 1983)

Assistant Coaches: Terry Nashif (BYU, 2005); Tim LaComb (Utah, 2006); Mark Pope (Kentucky, 1996)

Director of Basketball Operations: Mike Hall (BYU, 2005)

Coordinator of Player Development: Garrett Faucette (BYU, 2008)

Team Trainer: Robert Ramos (BYU, 1995)

**2012-13 SEASON AND CAREER HIGHS**

#	Player	Points	Rebounds	Assists
0	Brandon Davies	Season: 28 vs. GSU Career: 29 at Pepperdine (11-12)	10 vs. UTSA, vs. Montana 22 vs. San Diego (11-12)	6 vs. Montana 6, three times, last vs. Montana (12-13)
1	Raul Delgado	Season: 5 vs. Montana Career: same	4 vs. GSU same	1 vs. GSU, vs. FSU, vs. UTSA, vs. Montana same
2	Craig Cusick	Season: 10 vs. FSU Career: 12 at Portland, vs. Marquette (11-12)	8 vs. UTSA same	4 vs. TSU, vs. UTSA 8 vs. Weber State (11-12), vs. Iona (11-12)
3	Tyler Haws	Season: 32 vs. CSUN Career: same	9 vs. FSU 11, twice, last at UTEP (09-10)	5 vs. GSU, vs. FSU 6 vs. Idaho State (09-10)
5	Agustin Ambrosino	Season: 6 vs. UTSA, vs. Montana Career: same	3 vs. UTSA same	2 vs. UTSA same
10	Matt Carlino	Season: 12 at Iowa State Career: 30 at San Francisco (11-12)	5 vs. TSU 7 vs. Buffalo (11-12), at USD (11-12)	10 vs. TSU 11 vs. Buffalo (11-12)
12	Josh Sharp	Season: 13 vs. Montana Career: same	10 vs. Notre Dame same	1 vs. TSU, vs. Notre Dame, vs. CSUN 3 vs. Longwood (11-12)
13	Brock Zylstra	Season: 14 vs. CSUN Career: 26 vs. Buffalo (11-12)	7 vs. CSUN 9 vs. Portland (11-12)	5 vs. CSUN 5 vs. UCSB (11-12), vs. CSUN (12-13)
20	Anson Winder	Season: 1 vs. UTSA Career: 20 vs. Buffalo (11-12)	2 at Iowa State 6 at San Francisco (11-12)	— 9 vs. Northern Arizona (11-12)
23	Cory Calvert	Season: 4 vs. FSU Career: same	1 vs. TSU, vs. UTSA same	2 vs. FSU same
33	Nate Austin	Season: 8 at Iowa State Career: 15 vs. Weber State (11-12)	8 vs. FSU 10 at Gonzaga (11-12)	2 vs. GSU 3 vs. San Diego (11-12)
42	Ian Harward	Season: 7 vs. Notre Dame Career: same	4 vs. Montana same	1 vs. Montana same

**GEOGRAPHIC BREAKDOWN**

Argentina	Agustin Ambrosino
Mexico	Raul Delgado
Arizona	Matt Carlino
California	Brock Zylstra
Colorado	Cory Calvert
Massachusetts	Cooper Ainge
Nevada	Anson Winder
Utah	Nate Austin, Brandon Davies, Craig Cusick, Ian Harward, Tyler Haws, Josh Sharp

**CLASS BREAKDOWN**

Seniors	Juniors	Sophomores	Freshmen
Craig Cusick Brandon Davies Brock Zylstra	Agustin Ambrosino Raul Delgado	Nate Austin Matt Carlino Tyler Haws Josh Sharp Anson Winder	Cooper Ainge* Cory Calvert Ian Harward

\*Redshirting in 2012-13



**CAREER HIGHLIGHTS**

- 190-57 overall record (second all-time at BYU in wins) for a BYU record .769 winning percentage
- With 185 victories through first seven seasons is fourth all-time for best career starts by wins in NCAA history
- With 159 victories through first six seasons is tied for third all-time for best career starts by wins in NCAA history
- Fourth among active coaches in career winning percentage, behind Roy Williams, Mark Few and John Calipari and ahead of Thad Matta and Mike Krzyzewski
- Four Mountain West Conference regular season titles, a BYU and MWC record
- Three-time MWC Coach of the Year (2006, 2007, 2011)
- Two-time USBWA District VIII Coach of the Year (2006, 2011)
- Naismith Coach of the Year Finalist in 2011
- Finalist for the Clair Bee Award in 2010
- Honorable Mention for National Coach of the Year by Scout.com (2006)
- Six-consecutive trips to the NCAA Tournament, a BYU record
- Six-consecutive 25-win seasons, a BYU record
- BYU basketball has 11 25-win seasons in its 110-year history and Rose has been the head coach of six of those teams
- Holds top two spots for wins in a season in BYU history with 32 in 2010-11 and 30 in 2009-10
- Only BYU coach to win at least 20 games in each of his first seven seasons
- Took BYU to the Sweet 16 in 2011 for the first time since 1981
- Coached Jimmer Fredette, the 2011 Consensus National Player of the Year (received the Wooden Award, Naismith Trophy, Oscar Robertson Trophy and other national awards)



Scan to view Rose's profile on BYUcougars.com



**COACHING EXPERIENCE**

- BYU Head Coach (2005-present)
- BYU Associate Head Coach (2000-2005)
- BYU Assistant Coach (1997-2000)
- Dixie State Head Coach (1990-1997)
- Dixie State Assistant Coach (1987-1990)
- Assistant coach at Pine View High School (1986-87)
- Head coach at Millard High School (1983-86)

**SERVICE**

- A member of the National Coaches vs. Cancer Council that includes Mike Krzyzewski (Duke), Roy Williams (North Carolina), Jim Boeheim (Syracuse) and Mike Brey (Notre Dame)
- Assisting with the Hope Lodge, a facility to be constructed in Salt Lake City to house families of cancer patients
- NABC Game Pillar Award for Service in 2008
- 63rd recipient of the Dale Rex Memorial Award
- Honorary Chair of the Children with Cancer Christmas Foundation
- Was the first coach in the state of Utah to participate in the American Cancer Society's nationwide Coaches vs. Cancer campaign
- Lobbied before Congress for more funding for cancer research in September 2010

**EDUCATION**

- Houston (1983, B.A.)

**PLAYING CAREER**

- Played baseball and basketball at Dixie State College
- Played for Houston from 1980-83 (played in 1980-81 and 82-83, redshirted in 1981-82)
- Co-Captain on the famous "Phi-Slamma Jamma" team that featured Hakeem (then Akeem) Olajuwon and Clyde Drexler
- Helped Houston achieve a No. 1 ranking and reach the national championship game in 1983

**MISSION**

- Manchester England (1977-79)

**PERSONAL/FAMILY**

- Wife: Cheryl
- Children: Daughter Chanell and husband Brock Reichner, son Garrett and wife Brooke, daughter Taylor
- Dave and Cheryl Rose have seven grandchildren

**ROSE'S BYU COACHING LEDGER**

Season	Overall	Pct.	Home	Pct.	Away	Pct.	Neutral	Pct.	Conf.	Pct.	Tourney	NCAA/NIT
05-06	20-9	.690	14-1	.933	5-7	.417	1-2	.500	12-4	.750	0-1	0-1 NIT
06-07	25-9	.735	17-0	1.000	6-7	.462	2-2	.500	13-3	.813	2-1	0-1 NCAA
07-08	27-8	.771	16-0	1.000	9-3	.615	3-3	.500	14-2	.875	2-1	0-1 NCAA
08-09	25-8	.758	14-2	.875	8-5	.750	2-3	.400	12-4	.750	1-1	0-1 NCAA
09-10	30-6	.833	15-1	.938	10-4	.714	5-1	.833	13-3	.813	1-1	1-1 NCAA
10-11	32-5	.865	13-1	.929	10-1	.909	9-3	.750	14-2	.875	2-1	2-1 NCAA
11-12	26-9	.743	13-3	.813	8-3	.727	5-3	.625	12-4	.750	1-1	1-1 NCAA
12-13	5-3	.625	4-0	1.000	0-1	.000	1-2	.333	0-0	.000	0-0	—
Totals	190-57	.769	106-8	.930	56-31	.644	28-18	.609	90-22	.804	9-7	4-7

**TOP CAREER START BASED ON CURRENT NUMBER OF YEARS (THROUGH 2011-12)**

Coach, School	Yrs.	W	L	Pct.
Steve Prohm, Murray State	1	31	2	.939
Andy Toole, Robert Morris	2	44	25	.638
Shaka Smart, VCU	3	84	28	.750
John Groce, Illinois	4	85	56	.603
Brad Stevens, Butler	5	139	40	.777
Anthony Grant, Alabama	6	139	64	.685
Dave Rose, BYU	7	185	54	.774
Sean Miller, Arizona	8	189	82	.697
Jamie Dixon, Pittsburgh	9	238	77	.756
Mike Anderson, Arkansas	10	218	112	.661
Randy Bennett, Saint Mary's	11	235	118	.666
Thad Matta, Ohio State	12	323	96	.771
Mark Few, Gonzaga	13	342	90	.792
Bruce Weber, Kansas State	14	313	155	.669
Mark Gottfried, NC State	15	303	167	.645

**BEST CAREER STARTS BY WINS, 7 SEASONS**

Coach, School	Date	W	L	Pct.
Mark Few, Gonzaga	2000-06	188	41	.821
Jamie Dixon, Pittsburgh	2004-10	188	54	.777
Everett Case, NC State	1947-53	187	45	.806
Dave Rose, BYU	2006-12	185	54	.774
Roy Williams, Kansas	1989-95	184	51	.783
Thad Matta, Butler, Xavier, OSU	2001-07	183	53	.775
Larry Brown, UCLA & Kansas	1980-81, 84-88	172	60	.741

**ROSE'S MILESTONE VICTORIES**

Win	Date	Opponent	Score	Record
25	12/06/06	San Jose State	81-69	25-11 (.694)
50	11/23/07	vs. No. 6 Louisville	78-76	50-18 (.735)
75	11/20/08	North Florida	74-41	75-26 (.743)
100	11/20/09	at Hawaii	83-65	100-34 (.746)
125	03/06/10	at TCU	107-77	125-38 (.767)
150	02/09/11	at Air Force	90-52	150-42 (.781)
175	01/16/12	at San Diego	82-63	175-49 (.781)



0 — BRANDON DAVIES

6-9 • 235 • SENIOR • FORWARD • PROVO, UTAH (PROVO HS)

2012-13 SEASON — PPG: 18.8 RPG: 7.5 APG: 3.1 SPG: 1.3 BPG: 1.75 FG%: .531 3FG%: .250 FT%: .682

Last Time Out

- Scored 20 points and added 6 rebounds, 3 assists, 1 blocks and 2 steals vs. Iowa State

Scan for Davies' bio on BYUcougars.com



In 2012-13

- Has scored in double figures in all eight games and shot .500 or better in five of eight games
- Has dished out 3 or more assists seven different times this season
- Scored 21 points and added 10 rebounds, 6 assists, 2 blocks and 4 steals vs. Montana
- Posted his first double-double of the season with 22 points, 10 rebounds, 3 assists and 1 block vs. UTSA
- Totaled 19 points, 5 rebounds, 1 assist and 2 blocks vs. Florida State and hit first 3-pointer of the season
- Scored 22 points on 10 of 14 shooting from the field and 8 of 10 from the free throw line and added 9 boards, 3 assists, 3 blocks and 2 steals vs. Georgia State
- Posted 16 points on 7 of 9 shooting and added 7 boards, 3 assists, a career-best 4 blocks and 2 steals vs. TSU
- Named to the Wooden Award Preseason Top 50 list, the Lute Olson Preseason All-America team and the preseason All-WCC Team

Other

- Mother is Linda Kathleen Davies and has one brother and one sister
- Played for Craig Drury at Provo High School where he helped lead the Bulldogs to state titles as a sophomore and junior and a second-place finish as a senior

2012-13 SEASON HIGHS

PTS	28, Georgia State – 11/13/12
1st H	12, Georgia State – 11/13/12
2nd H	16, Georgia State – 11/13/12
REB	10, twice, last vs. Montana – 11/28/12
AST	6, vs. Montana – 11/28/12
STL	4, vs. Montana – 11/28/12
BLK	4, Tennessee State – 11/9/12
FGM	10, Georgia State – 11/13/12
FGA	17, Iowa State – 12/01/12
3PM	1, vs. Florida State – 11/16/12
3PA	1, twice, last vs. Montana – 11/28/12
FTM	9, vs. Montana – 11/28/12
FTA	17, vs. Montana – 11/28/12

CAREER HIGHS

PTS	29, at Pepperdine – 1/21/12
REB	22, San Diego – 12/31/11
AST	6, 3 times, last vs. Montana – 11/28/12
STL	8, at Portland – 2/4/12
BLK	4, Tennessee State – 11/9/12
FGM	11, at Saint Mary's -- 12/29/11
FGA	18, 3 times, last at Gonzaga – 2/23/12
3PM	1, twice, last vs. FSU – 11/16/12
3PA	1, 6 times, last vs. Montana – 11/28/12
FTM	15, at Pepperdine – 1/21/12
FTA	18, at Pepperdine – 1/21/12

MISCELLANEOUS

	12-13	Career
Double-Figure PTS	8 (5-3)	63 (50-13)
20-plus Pts	4 (3-1)	15 (12-3)
Double-Figure REB	2 (2-0)	15 (12-3)
Double-Doubles	2 (2-0)	15 (12-3)
3-plus STL	1 (1-0)	8 (5-3)
3-plus BLK	2 (2-0)	6 (6-0)
3-plus 3-point FG	0 (0-0)	0 (0-0)
Scoring Leader	4 (3-1)	16 (10-6)
Rebound Leader	6 (5-1)	36 (27-9)
Assist Leader	2 (1-1)	7 (6-1)

2012-13 GAME-BY-GAME

Opponent	Date	GS	Min	FG	FGA	Pct	3FG	FGA	Pct	FT	FTA	Pct	Off	Def	TR	Avg	PF	FO	A	TO	Blk	Stl	Pts	Avg	
TENNESSEE STATE	11/09/12	*	31	7	9	.778	0	0	.000	2	4	.500	0	7	7	7.0	4	0	3	5	4	2	16	16.0	
GEORGIA STATE	11/13/12	*	29	10	14	.714	0	0	.000	8	10	.800	2	7	9	8.0	3	0	3	3	3	2	28	22.0	
vs. Florida State	11/16/12	*	21	6	11	.545	1	1	1.000	6	8	.750	2	3	5	7.0	4	0	1	3	2	0	19	21.0	
vs. Notre Dame	11/17/12	*	18	4	11	.364	0	0	.000	4	7	.571	2	3	5	6.5	4	0	3	2	0	0	12	18.8	
UTSA	11/21/12	*	26	7	13	.538	0	0	.000	8	8	1.000	3	7	10	7.2	3	0	3	6	1	0	22	19.4	
CS NORTHRIDGE	11/24/12	*	29	5	10	.500	0	0	.000	2	2	1.000	1	7	8	7.3	3	0	3	1	1	1	12	18.2	
vs. Montana	11/28/12	*	33	6	13	.462	0	1	.000	9	17	.529	3	7	10	7.7	0	0	6	1	2	4	21	18.6	
at Iowa State	12/01/12	*	30	7	17	.412	0	2	.000	6	10	.600	3	3	6	7.5	4	0	3	3	1	2	20	18.8	
UTAH	12/08/12																								
at Weber State	12/15/12																								
EASTERN NM	12/18/12																								
at Baylor	12/21/12																								
NORTHERN ARIZONA	12/27/12																								
vs. Virginia Tech	12/29/12																								
LMU	01/03/13																								
at San Francisco	01/05/13																								
PEPPERDINE	01/10/13																								
at Santa Clara	01/12/13																								
SAINT MARY'S	01/16/13																								
SAN DIEGO	01/19/13																								
at Gonzaga	01/24/13																								
at Portland	01/26/13																								
at Pepperdine	01/31/13																								
SANTA CLARA	02/02/13																								
at San Diego	02/07/13																								
SAN FRANCISCO	02/09/13																								
PORTLAND	02/16/13																								
at Saint Mary's	02/21/13																								
GONZAGA	02/28/13																								
at LMU	03/02/13																								
Totals			8	217	52	98	.531	1	4	.250	45	66	.682	16	44	60	7.5	25	0	25	24	14	11	150	18.8

CAREER STATISTICS (ALL GAMES)

Year	GP	GS	Min	Avg	FG	FGA	Pct	3FG	FGA	Pct	FT	FTA	Pct	Off	Def	TR	Avg	PF	FO	A	TO	Blk	Stl	Pts	Avg
2009-10	35	1	474	13.5	69	128	.539	0	1	.000	50	88	.568	30	74	104	3.0	91	1	9	47	14	13	188	5.4
2010-11	29	26	721	24.9	115	219	.525	0	0	.000	93	138	.674	63	117	180	6.2	90	4	43	44	27	20	323	11.1
2011-12	35	35	1002	28.6	196	380	.516	1	3	.333	139	210	.662	79	190	269	7.7	114	4	73	100	47	51	532	15.2
2012-13	8	8	217	27.1	52	98	.531	1	4	.250	45	66	.682	16	44	60	7.5	25	0	25	24	14	11	150	18.8
TOTAL	107	70	2414	22.6	432	825	.524	2	8	.250	327	502	.651	188	425	613	5.7	320	9	150	215	102	95	1193	11.1

CAREER STATISTICS (CONFERENCE GAMES)

Year	GP	GS	Min	Avg	FG	FGA	Pct	3FG	FGA	Pct	FT	FTA	Pct	Off	Def	TR	Avg	PF	FO	A	TO	Blk	Stl	Pts	Avg
2009-10	15	0	187	12.5	29	63	.460	0	1	.000	22	41	.537	13	35	48	3.2	35	0	3	21	5	6	80	5.3
2010-11	14	14	395	28.2	54	111	.486	0	0	.000	51	74	.689	30	72	102	7.3	46	2	29	25	16	13	159	11.4
2011-12	16	16	491	30.7	103	191	.539	0	0	.000	82	121	.678	37	92	129	8.1	54	2	35	55	25	29	288	18.0
TOTAL	45	30	1073	23.8	186	365	.510	0	1	.000	155	236	.657	80	199	279	6.2	135	4	67	101	46	48	527	11.7



**1 — RAUL DELGADO** 6-2 • 195 • JUNIOR • GUARD • CHIHUAHUA, MEXICO (WESTERN NEBRASKA CC)

**2012-13 SEASON — PPG: 1.5 RPG: 1.0 APG: 0.67 SPG: 0.3 BPG: 0.0 FG%: .308 3FG%: .200 FT%: .000**

**Last Time Out**

- Scored 2 points and pulled down 2 rebounds while taking a season-high 4 field goal attempts against Iowa State

Scan for Delgado's bio on BYUcougars.com



**In 2012-13**

- Scored a career-high 5 points and hit his first career three vs. Montana
- Scored first career points as a Cougar with a jumper vs. UTSA
- Totaled 4 rebounds and 1 assist in 10 minutes vs. Georgia State
- Posted 1 steal vs. Tennessee State in first career action at BYU

**Before BYU**

- Played two seasons at Western Nebraska Community College for Russell Beck and was a team captain
- As a sophomore in 2011-12 led WNCC to a 26-7 record, averaged 18.3 points, 3.2 rebounds and 1.8 steals per game while shooting .485 from the field, .433 from three and .768 from the free throw line
- Hit 93 3-pointers on the season and posted season highs of 45 points, 12 threes, 7 assists and 6 steals

**Other**

- Parents are Luis Raul Delgado Torres and Maria de Los Angeles Cruz Muños and has one sister
- Lived with his adoptive family, David and Cheri Ereksen and their five children, when he came to the United States

**2012-13 SEASON HIGHS**

PTS	5, vs. Montana – 11/28/12
1st H	3, vs. Montana – 11/28/12
2nd H	2, vs. Montana – 11/28/12
REB	4, Georgia State – 11/13/12
AST	1, 4 times, last vs. Montana – 11/28/12
STL	1, twice, last vs. Montana – 11/28/12
BLK	—
FGM	2, vs. Montana – 11/28/12
FGA	4, Iowa State – 12/01/12
3PM	1, vs. Montana – 11/28/12
3PA	2, vs. Montana – 11/28/12
FTM	—
FTA	—

**MISCELLANEOUS**

	12-13	Career
Double-Figure PTS	0 (0-0)	0 (0-0)
20-plus Pts	0 (0-0)	0 (0-0)
Double-Figure REB	0 (0-0)	0 (0-0)
Double-Doubles	0 (0-0)	0 (0-0)
3-plus STL	0 (0-0)	0 (0-0)
3-plus BLK	0 (0-0)	0 (0-0)
3-plus 3-point FG	0 (0-0)	0 (0-0)
Scoring Leader	0 (0-0)	0 (0-0)
Rebound Leader	0 (0-0)	0 (0-0)
Assist Leader	0 (0-0)	0 (0-0)

**2012-13 GAME-BY-GAME**

Opponent	Date	GS	Min	FG	FGA	Pct	3FG	FGA	Pct	FT	FTA	Pct	Off	Def	TR	Avg	PF	FO	A	TO	Blk	Stl	Pts	Avg	
TENNESSEE STATE	11/09/12		5	0	0	.000	0	0	.000	0	0	.000	0	0	0	0.0	0	0	0	0	0	1	0	0.0	
GEORGIA STATE	11/13/12		10	0	1	.000	0	1	.000	0	0	.000	1	3	4	2.0	2	0	1	0	0	0	0	0.0	
vs. Florida State	11/16/12		7	0	2	.000	0	1	.000	0	0	.000	0	0	0	1.3	1	0	1	0	0	0	0	0.0	
vs. Notre Dame	11/17/12	DNP																							
UTSA	11/21/12		6	1	3	.333	0	0	.000	0	0	.000	0	0	0	1.0	1	0	1	0	0	0	2	0.5	
CS NORTHRIDGE	11/24/12	DNP																							
vs. Montana	11/28/12		10	2	3	.667	1	2	.500	0	0	.000	0	0	0	0.8	2	0	1	0	0	1	5	1.4	
at Iowa State	12/01/12		10	1	4	.250	0	1	.000	0	0	.000	1	1	2	1.0	1	0	0	1	0	0	2	1.5	
UTAH	12/08/12																								
at Weber State	12/15/12																								
EASTERN NM	12/18/12																								
at Baylor	12/21/12																								
NORTHERN ARIZONA	12/27/12																								
vs. Virginia Tech	12/29/12																								
LMU	01/03/13																								
at San Francisco	01/05/13																								
PEPPERDINE	01/10/13																								
at Santa Clara	01/12/13																								
SAINT MARY'S	01/16/13																								
SAN DIEGO	01/19/13																								
at Gonzaga	01/24/13																								
at Portland	01/26/13																								
at Pepperdine	01/31/13																								
SANTA CLARA	02/02/13																								
at San Diego	02/07/13																								
SAN FRANCISCO	02/09/13																								
PORTLAND	02/16/13																								
at Saint Mary's	02/21/13																								
GONZAGA	02/28/13																								
at LMU	03/02/13																								
Totals			0	48	4	13	.308	1	5	.200	0	0	.000	2	4	6	1.0	7	0	4	1	0	2	9	1.5

**CAREER STATISTICS (ALL GAMES)**

Year	GP	GS	Min	Avg	FG	FGA	Pct	3FG	FGA	Pct	FT	FTA	Pct	Off	Def	TR	Avg	PF	FO	A	TO	Blk	Stl	Pts	Avg
2012-13	6	0	48	8.0	4	13	.308	1	5	.200	0	0	.000	2	4	6	1.0	7	0	4	1	0	2	9	1.5
TOTAL	6	0	48	8.0	4	13	.308	1	5	.200	0	0	.000	2	4	6	1.0	7	0	4	1	0	2	9	1.5

**CAREER STATISTICS (CONFERENCE GAMES)**

Year	GP	GS	Min	Avg	FG	FGA	Pct	3FG	FGA	Pct	FT	FTA	Pct	Off	Def	TR	Avg	PF	FO	A	TO	Blk	Stl	Pts	Avg
2012-13	0	0	0	0.0	0	0	.000	0	0	.000	0	0	.000	0	0	0	0.0	0	0	0	0	0	0	0	0.0
TOTAL	0	0	0	0.0	0	0	.000	0	0	.000	0	0	.000	0	0	0	0.0	0	0	0	0	0	0	0	0.0



2 — CRAIG CUSICK

6-2 • 185 • SENIOR • GUARD • OREM, UTAH (UTAH)

2012-13 SEASON — PPG: 5.3 RPG: 3.1 APG: 2.8 SPG: 1.1 BPG: 0.0 FG%: .359 3FG%: .360 FT%: .556

Last Time Out

- Contributed 3 rebounds, 3 assists and 1 steal against Iowa State

Scan for Cusick's bio on BYUcougars.com



In 2012-13

- Has hit a three in 7 of 8 games, and posted 2-plus assists in each game this season
- Totaled 6 points, 3 rebounds, 2 assists and 3 steals vs. Montana
- Posted 7 points on 3 of 3 shooting, a career-high 8 rebounds, 4 assists and 1 steal vs. UTSA
- Had 5 points, 2 assists and 1 rebound vs. Notre Dame
- Scored 10 points and added 2 rebounds and 3 assists vs. Florida State
- Scored 6 points and added 4 rebounds and 4 assists against Tennessee State

In 2011-12

- Named Academic All-WCC and to the NABC Honors Court and received Silver Honors on the WCC Commissioner's Honor Roll
- Posted season highs of 12 points, 4 rebounds, 8 assists and 4 steals

Other

- Parents are Randy and Debbie Cusick
- Wife's name is Sadie

2012-13 SEASON HIGHS

PTS	10, vs. Florida State – 11/16/12
1st H	3, twice, last vs. Montana – 11/28/12
2nd H	10, vs. Florida State – 11/16/12
REB	8, vs. UTSA – 11/21/12
AST	4, TSU – 11/9/12, UTSA – 11/21/12
STL	3, vs. Montana – 11/28/12
BLK	—
FGM	3, twice, last UTSA – 11/21/12
FGA	11, vs. Florida State – 11/16/12
3PM	2, vs. Florida State – 11/16/12
3PA	7, vs. Florida State – 11/16/12
FTM	2, twice, last vs. UND 11/17/12
FTA	5, Tennessee State – 11/9/12

CAREER HIGHS

PTS	12, at Portland – 2/4/12
REB	8, vs. UTSA – 11/21/12
AST	8, 2 times, last vs. Iona – 3/13/12
STL	4, at Portland – 2/4/12
BLK	—
FGM	4, at Portland – 2/4/12
FGA	11, vs. Florida State – 11/16/12
3PM	3, twice, last vs. Marquette – 3/15/12
3PA	7, vs. Florida State – 11/16/12
FTM	4, twice, last at Pepperdine – 1/21/12
FTA	6, at Pepperdine – 1/21/12

MISCELLANEOUS

	12-13	Career
Double-Figure PTS	1 (0-1)	4 (2-2)
20-plus Pts	0 (0-0)	0 (0-0)
Double-Figure REB	0 (0-0)	0 (0-0)
Double-Doubles	0 (0-0)	0 (0-0)
3-plus STL	1 (1-0)	2 (2-0)
3-plus BLK	0 (0-0)	0 (0-0)
3-plus 3-point FG	0 (0-0)	2 (1-1)
Scoring Leader	0 (0-0)	0 (0-0)
Rebound Leader	0 (0-0)	0 (0-0)
Assist Leader	2 (1-1)	8 (4-4)

2012-13 GAME-BY-GAME

Opponent	Date	GS	Min	FG	FGA	Pct	3FG	FGA	Pct	FT	FTA	Pct	Off	Def	TR	Avg	PF	FO	A	TO	Blk	Stl	Pts	Avg	
TENNESSEE STATE	11/09/12		22	2	4	.500	1	1	1.000	1	5	.200	0	4	4	4.0	0	0	4	3	0	0	6	6.0	
GEORGIA STATE	11/13/12		23	1	5	.200	1	4	.250	0	0	.000	0	1	1	2.5	1	0	2	1	0	2	3	4.5	
vs. Florida State	11/16/12		30	3	11	.273	2	7	.286	2	2	1.000	1	1	2	2.3	3	0	3	0	0	1	10	6.3	
vs. Notre Dame	11/17/12		13	1	3	.333	1	2	.500	2	2	1.000	0	1	1	2.0	2	0	2	1	0	0	5	6.0	
UTSA	11/21/12		29	3	3	1.000	1	1	1.000	0	0	.000	0	8	8	3.2	1	0	4	3	0	1	7	6.2	
CS NORTHRIDGE	11/24/12	*	33	2	6	.333	1	4	.250	0	0	.000	1	2	3	3.2	0	0	2	2	0	1	5	6.0	
vs. Montana	11/28/12	*	27	2	6	.333	2	5	.400	0	0	.000	0	3	3	3.1	3	0	2	0	0	3	6	6.0	
at Iowa State	12/01/12	*	22	0	1	.000	0	1	.000	0	0	.000	0	3	3	3.1	1	0	3	1	0	1	0	5.3	
UTAH	12/08/12																								
at Weber State	12/15/12																								
EASTERN NM	12/18/12																								
at Baylor	12/21/12																								
NORTHERN ARIZONA	12/27/12																								
vs. Virginia Tech	12/29/12																								
LMU	01/03/13																								
at San Francisco	01/05/13																								
PEPPERDINE	01/10/13																								
at Santa Clara	01/12/13																								
SAINT MARY'S	01/16/13																								
SAN DIEGO	01/19/13																								
at Gonzaga	01/24/13																								
at Portland	01/26/13																								
at Pepperdine	01/31/13																								
SANTA CLARA	02/02/13																								
at San Diego	02/07/13																								
SAN FRANCISCO	02/09/13																								
PORTLAND	02/16/13																								
at Saint Mary's	02/21/13																								
GONZAGA	02/28/13																								
at LMU	03/02/13																								
Totals			3	199	14	39	.359	9	25	.360	5	9	.556	2	23	25	3.1	11	0	22	11	0	9	42	5.3

CAREER STATISTICS (ALL GAMES)

Year	GP	GS	Min	Avg	FG	FGA	Pct	3FG	FGA	Pct	FT	FTA	Pct	Off	Def	TR	Avg	PF	FO	A	TO	Blk	Stl	Pts	Avg
2011-12	35	3	588	16.8	33	89	.371	22	58	.379	22	34	.647	5	47	52	1.5	39	0	74	25	0	29	110	3.1
2012-13	8	3	199	24.9	14	39	.359	9	25	.360	5	9	.556	2	23	25	3.1	11	0	22	11	0	9	42	5.3
TOTAL	43	6	787	18.3	47	128	.367	31	83	.373	27	43	.628	7	70	77	1.8	50	0	96	36	0	38	152	3.5

CAREER STATISTICS (CONFERENCE GAMES)

Year	GP	GS	Min	Avg	FG	FGA	Pct	3FG	FGA	Pct	FT	FTA	Pct	Off	Def	TR	Avg	PF	FO	A	TO	Blk	Stl	Pts	Avg
2011-12	16	0	286	17.9	18	49	.367	14	30	.467	10	16	.625	4	21	25	1.6	17	0	29	12	0	17	60	3.8
TOTAL	16	0	286	17.9	18	49	.367	14	30	.467	10	16	.625	4	21	25	1.6	17	0	29	12	0	17	60	3.8



3 — TYLER HAWS

6-5 • 200 • SOPHOMORE • GUARD • ALPINE, UTAH (LONE PEAK HS)

2012-13 SEASON — PPG: 20.9 RPG: 5.5 APG: 3.1 SPG: 1.3 BPG: 0.3 FG%: .480 3FG%: .367 FT%: .923

Last Time Out

- Scored 9 points, 2 rebounds, 3 assists and 2 steals against Iowa State

Scan for Cusick's bio on BYUcougars.com



In 2012-13

- Has scored 20-plus points in six of eight games this season
- Scored a career-high 32 points and hit a career-best 12 of 12 from the free throw line vs. CSUN
- Name to the Acura Coaches vs. Cancer Classic All-Tournament Team
- Totaled team highs of 21 points and 4 assists against Notre Dame and added 8 rebounds and 2 steals
- Posted a near double-double with 23 points, 9 rebounds, 5 steals, 1 block and 3 steals vs. Florida State
- Filled the stat sheet with 22 points, 7 rebounds, 5 assists and 2 steals vs. Georgia State and shot 8 of 12 from the field and 4 of 6 from downtown

In 2009-10

- Named to All-MWC Third Team, Academic All-MWC and HoopTV Las Vegas Classic All-Tournament Team
- Averaged 11.3 points and 4.2 rebounds and shot .498 from the field, .368 from three and .917 from the free throw line

Other

- Named 5A state MVP as a junior and senior by the Salt Lake Tribune and as a sophomore by the Deseret News
- Led Lone Peak to state titles as a sophomore and junior and a second-place finish as a senior

2012-13 SEASON HIGHS

PTS	32, vs. CSUN – 11/24/12
1st H	17, vs. CSUN – 11/24/12
2nd H	17, vs. Notre Dame – 11/17/12
REB	9, vs. Florida State – 11/16/12
AST	5, GSU – 11/13/12, vs. FSU – 11/16/12
STL	3, vs. Florida State – 11/16/12
BLK	1, twice, last vs. Montana – 11/28/12
FGM	10, vs. Florida State – 11/16/12
FGA	20, twice, last vs. UND – 11/17/12
3PM	4, Georgia State – 11/13/12
3PA	6, Georgia State – 11/13/12
FTM	12, vs. CSUN – 11/24/12
FTA	12, vs. CSUN – 11/24/12

CAREER HIGHS

PTS	32, vs. CSUN – 11/24/12
REB	11, twice, last, at UTEP – 1/9/10
AST	6, Idaho State – 11/17/09
STL	4, Air Force – 2/13/10
BLK	2, Idaho State – 11/17/09
FGM	10, vs. Florida State – 11/16/12
FGA	20, twice, last vs. UND – 11/17/12
3PM	4, Wyoming – 1/20/10, GSU – 11/13/12
3PA	8, New Mexico – 2/27/10
FTM	12, vs. CSUN – 11/24/12
FTA	12, vs. CSUN – 11/24/12

MISCELLANEOUS

	12-13	Career
Double-Figure PTS	7 (5-2)	28 (24-4)
20-plus Pts	6 (4-2)	10 (8-2)
Double-Figure REB	0 (0-0)	2 (2-0)
Double-Doubles	0 (0-0)	2 (2-0)
3-plus STL	1 (0-1)	3 (2-1)
3-plus BLK	0 (0-0)	0 (0-0)
3-plus 3-point FG	1 (1-0)	5 (4-1)
Scoring Leader	4 (2-2)	9 (7-2)
Rebound Leader	1 (0-1)	9 (7-2)
Assist Leader	3 (0-3)	6 (3-3)

2012-13 GAME-BY-GAME

Opponent	Date	GS	Min	FG	FGA	Pct	3FG	FGA	Pct	FT	FTA	Pct	Off	Def	TR	Avg	PF	FO	A	TO	Blk	Stl	Pts	Avg	
TENNESSEE STATE	11/09/12	*	30	7	15	.467	0	2	.000	8	9	.889	0	4	4	4.0	1	0	1	1	0	0	22	22.0	
GEORGIA STATE	11/13/12	*	32	8	12	.667	4	6	.667	2	2	1.000	1	6	7	5.5	0	0	5	4	0	2	22	22.0	
vs. Florida State	11/16/12	*	35	10	20	.500	1	4	.250	2	2	1.000	6	3	9	6.7	3	0	5	3	1	3	23	22.3	
vs. Notre Dame	11/17/12	*	40	8	20	.400	0	2	.000	5	6	.833	2	6	8	7.0	2	0	4	2	0	2	21	22.0	
UTSA	11/21/12	*	35	8	16	.500	2	4	.500	2	2	1.000	2	4	6	6.8	1	0	3	3	0	0	20	21.6	
CS NORTHBRIDGE	11/24/12	*	33	9	17	.529	2	4	.500	12	12	1.000	3	3	6	6.7	2	0	1	2	0	0	32	23.3	
vs. Montana	11/28/12	*	31	6	12	.500	1	4	.250	5	6	.833	0	2	2	6.0	0	0	3	3	1	1	18	22.6	
at Iowa State	12/01/12	*	29	4	13	.308	1	4	.250	0	0	.000	1	1	2	5.5	2	0	3	5	0	2	9	20.9	
UTAH	12/08/12																								
at Weber State	12/15/12																								
EASTERN NM	12/18/12																								
at Baylor	12/21/12																								
NORTHERN ARIZONA	12/27/12																								
vs. Virginia Tech	12/29/12																								
LMU	01/03/13																								
at San Francisco	01/05/13																								
PEPPERDINE	01/10/13																								
at Santa Clara	01/12/13																								
SANTA MARY'S	01/16/13																								
SAN DIEGO	01/19/13																								
at Gonzaga	01/24/13																								
at Portland	01/26/13																								
at Pepperdine	01/31/13																								
SANTA CLARA	02/02/13																								
at San Diego	02/07/13																								
SAN FRANCISCO	02/09/13																								
PORTLAND	02/16/13																								
at Saint Mary's	02/21/13																								
GONZAGA	02/28/13																								
at LMU	03/02/13																								
Totals			8	265	60	125	.480	11	30	.367	36	39	.923	15	29	44	5.5	11	0	25	23	2	10	167	20.9

CAREER STATISTICS (ALL GAMES)

Year	GP	GS	Min	Avg	FG	FGA	Pct	3FG	FGA	Pct	FT	FTA	Pct	Off	Def	TR	Avg	PF	FO	A	TO	Blk	Stl	Pts	Avg
2009-10	35	33	924	26.4	131	263	.498	25	68	.368	110	120	.917	49	97	146	4.2	53	0	54	41	5	26	397	11.3
2012-13	8	8	265	33.1	60	125	.480	11	30	.367	36	39	.923	15	29	44	5.5	11	0	25	23	2	10	167	20.9
TOTAL	43	41	1189	27.7	191	388	.492	36	98	.367	146	159	.918	64	126	190	4.4	64	0	79	64	7	36	564	13.1

CAREER STATISTICS (CONFERENCE GAMES)

Year	GP	GS	Min	Avg	FG	FGA	Pct	3FG	FGA	Pct	FT	FTA	Pct	Off	Def	TR	Avg	PF	FO	A	TO	Blk	Stl	Pts	Avg
2009-10	16	16	424	26.5	57	129	.442	14	37	.378	51	55	.927	24	40	64	4.0	18	0	28	18	2	13	179	11.2
TOTAL	16	16	424	26.5	57	129	.442	14	37	.378	51	55	.927	24	40	64	4.0	18	0	28	18	2	13	179	11.2





**5 — AGUSTIN AMBROSINO 6-8 • 225 • JUNIOR • FORWARD • CORDOBA, ARGENTINA (SALT LAKE CC)**

**2012-13 SEASON — PPG: 2.1 RPG: 1.0 APG: 0.25 SPG: 0.1 BPG: 0.3 FG%: .500 3FG%: .455 FT%: .000**

**Last Time Out**

- Played 3 minutes against Iowa State

Scan for Ambrosino's bio on BYUcougars.com



**In 2012-13**

- Hit 2 of 2 from three for 6 points against Montana
- Posted career highs of 6 points, 2 made threes, 3 rebounds and 2 assists vs. UTSA
- Grabbed 2 rebounds in 2 minutes vs. Notre Dame
- Post 3 points in his BYU debut vs. Tennessee State

**Before BYU**

- Played at Salt Lake Community College for Todd Phillips in 2011-12
- Averaged 9.6 points and 5.3 rebounds while shooting .498 from the field, .438 from three and .778 from the free throw line as SLCC went 22-9
- Earned All-SWAC honors

**Other**

- Parents are Nestor Ambrosino and Maria Alejandra Noriega and has two sisters
- His father Nestor played minor league basketball in Argentina

**2012-13 SEASON HIGHS**

PTS	6, twice, last vs. Montana – 11/28/12
1st H	6, UTSA – 11/21/12
2nd H	3, vs. Montana – 11/28/12
REB	3, UTSA – 11/21/12
AST	2, UTSA – 11/21/12
STL	1, vs. Florida State – 11/16/12
BLK	1, GSU – 11/13/12, vs. FSU – 11/16/12
FGM	2, twice, last vs. Montana – 11/28/1
FGA	2, 5 times, last vs. Montana – 11/28/12
3PM	2, twice, last vs. Montana – 11/28/1
3PA	2, 4 times, last vs. Montana – 11/28/12
FTM	—
FTA	—

**MISCELLANEOUS**

	12-13	Career
Double-Figure PTS	0 (0-0)	0 (0-0)
20-plus Pts	0 (0-0)	0 (0-0)
Double-Figure REB	0 (0-0)	0 (0-0)
Double-Doubles	0 (0-0)	0 (0-0)
3-plus STL	0 (0-0)	0 (0-0)
3-plus BLK	0 (0-0)	0 (0-0)
3-plus 3-point FG	0 (0-0)	0 (0-0)
Scoring Leader	0 (0-0)	0 (0-0)
Rebound Leader	0 (0-0)	0 (0-0)
Assist Leader	0 (0-0)	0 (0-0)

**2012-13 GAME-BY-GAME**


Opponent	Date	GS	Min	FG	FGA	Pct	3FG	FGA	Pct	FT	FTA	Pct	Off	Def	TR	Avg	PF	FO	A	TO	Blk	Stl	Pts	Avg	
TENNESSEE STATE	11/09/12		5	1	2	.500	1	2	.500	0	0	.000	0	0	0	0.0	1	0	0	0	0	0	3	3.0	
GEORGIA STATE	11/13/12		7	0	2	.000	0	2	.000	0	0	.000	0	0	0	0.0	1	0	0	0	1	0	0	1.5	
vs. Florida State	11/16/12		14	0	1	.000	0	1	.000	0	0	.000	0	1	1	0.3	1	0	0	1	1	1	0	1.0	
vs. Notre Dame	11/17/12		2	0	1	.000	0	1	.000	0	0	.000	0	2	2	0.8	0	0	0	1	0	0	0	0.8	
UTSA	11/21/12		9	2	2	1.000	2	2	1.000	0	0	.000	1	2	3	1.2	2	0	2	3	0	0	6	1.8	
CS NORTHRIDGE	11/24/12	*	7	1	2	.500	0	1	.000	0	0	.000	0	1	1	1.2	3	0	0	1	0	0	2	1.8	
vs. Montana	11/28/12		7	2	2	1.000	2	2	1.000	0	0	.000	1	0	1	1.1	0	0	0	1	0	0	6	2.4	
at Iowa State	12/01/12		3	0	0	.000	0	0	.000	0	0	.000	0	0	0	1.0	1	0	0	0	0	0	0	2.1	
UTAH	12/08/12																								
at Weber State	12/15/12																								
EASTERN NM	12/18/12																								
at Baylor	12/21/12																								
NORTHERN ARIZONA	12/27/12																								
vs. Virginia Tech	12/29/12																								
LMU	01/03/13																								
at San Francisco	01/05/13																								
PEPPERDINE	01/10/13																								
at Santa Clara	01/12/13																								
SAINT MARY'S	01/16/13																								
SAN DIEGO	01/19/13																								
at Gonzaga	01/24/13																								
at Portland	01/26/13																								
at Pepperdine	01/31/13																								
SANTA CLARA	02/02/13																								
at San Diego	02/07/13																								
SAN FRANCISCO	02/09/13																								
PORTLAND	02/16/13																								
at Saint Mary's	02/21/13																								
GONZAGA	02/28/13																								
at LMU	03/02/13																								
Totals			1	54	6	12	.500	5	11	.455	0	0	.000	2	6	8	1.0	9	0	2	7	2	1	17	2.1

**CAREER STATISTICS (ALL GAMES)**

Year	GP	GS	Min	Avg	FG	FGA	Pct	3FG	FGA	Pct	FT	FTA	Pct	Off	Def	TR	Avg	PF	FO	A	TO	Blk	Stl	Pts	Avg
2012-13	8	1	54	6.8	6	12	.500	5	11	.455	0	0	.000	2	6	8	1.0	9	0	2	7	2	1	17	2.1
TOTAL	8	1	54	6.8	6	12	.500	5	11	.455	0	0	.000	2	6	8	1.0	9	0	2	7	2	1	17	2.1

**CAREER STATISTICS (CONFERENCE GAMES)**

Year	GP	GS	Min	Avg	FG	FGA	Pct	3FG	FGA	Pct	FT	FTA	Pct	Off	Def	TR	Avg	PF	FO	A	TO	Blk	Stl	Pts	Avg
2012-13	0	0	0	0.0	0	0	.000	0	0	.000	0	0	.000	0	0	0	0.0	0	0	0	0	0	0	0	0.0
TOTAL	0	0	0	0.0	0	0	.000	0	0	.000	0	0	.000	0	0	0	0.0	0	0	0	0	0	0	0	0.0



**10 — MATT CARLINO 6-2 • 175 • SOPHOMORE • GUARD • SCOTTSDALE, ARIZ. (BLOOMINGTON SOUTH HS)**

**2012-13 SEASON — PPG: 6.3 RPG: 2.9 APG: 4.5 SPG: 1.13 BPG: 0.0 FG%: .350 3FG%: .136 FT%: .625**

**Last Time Out**

- Put up a season-high 12 points with 3 rebounds and 3 assists vs. Iowa State

Scan for Carlino's bio on BYUcougars.com



**In 2012-13**

- Posted a season-high 12 points against Iowa State
- Owns an assist/turnover ratio of 2.8 ... has just 2 turnovers in the last 4 games
- Came off the bench for the first time since 12/17/11 and posted 8 points and 6 assists against CSUN
- Against Georgia State posted 11 points, 7 assists, 4 rebounds and 4 steals

**In 2011-12**

- Named All-WCC Honorable Mention and to the WCC All-Freshman Team
- Averaged 12.2 points, 4.6 assists, 3.0 rebounds and 1.4 steals and started in 24 of 25 games played
- Posted season highs of 30 points, 7 rebounds, 11 assists and 4 steals
- In league games was 14th in scoring, 4th in assists, T-9th in steals, T-12th in 3-point FGs and 3rd in assist/turnover ratio

**Other**

- Redshirted at BYU in 2010-11 after transferring from UCLA
- Led Bloomington South to a 23-1 record while averaging 13.4 points, 5.9 rebounds and 4.3 assists per game

**2012-13 SEASON HIGHS**

PTS	12, Iowa State – 12/01/12
1st H	6, Georgia State – 11/13/12
2nd H	9, Tennessee State – 11/9/12
REB	5, Tennessee State – 11/9/12
AST	10, Tennessee State – 11/9/12
STL	4, Georgia State – 11/13/12
BLK	—
FGM	5, Georgia State – 11/13/12
FGA	11, Iowa State – 12/01/12
3PM	1, twice, last vs. Iowa State – 12/01/12
3PA	4, twice, last vs. UND – 11/17/12
FTM	3, Tennessee State – 11/9/12
FTA	4, Tennessee State – 11/9/12

**CAREER HIGHS**

PTS	30, at San Francisco – 2/16/12
REB	7, twice, last at San Diego – 1/16/12
AST	11, Buffalo – 12/20/11
STL	4, at USF – 2/16/12, GSU – 11/13/12
BLK	1, 7 times, last vs. San Diego – 3/2/12
FGM	13, at San Francisco – 2/16/12
FGA	23, at Gonzaga – 2/23/12
3PM	4, twice, last at USF – 2/16/12
3PA	9, at Gonzaga – 2/23/12
FTM	7, at Portland – 2/4/12
FTA	8, at Portland – 2/4/12

**MISCELLANEOUS**

	12-13	Career
Double-Figure PTS	2 (1-1)	17 (11-6)
20-plus Pts	0 (0-0)	3 (3-0)
Double-Figure REB	0 (0-0)	0 (0-0)
Double-Doubles	0 (0-0)	1 (1-0)
3-plus STL	1 (1-0)	7 (7-0)
3-plus BLK	0 (0-0)	0 (0-0)
3-plus 3-point FG	0 (0-0)	7 (4-3)
Scoring Leader	0 (0-0)	4 (2-2)
Rebound Leader	0 (0-0)	0 (0-0)
Assist Leader	4 (3-1)	20 (14-6)

**2012-13 GAME-BY-GAME**


Opponent	Date	GS	Min	FG	FGA	Pct	3FG	FGA	Pct	FT	FTA	Pct	Off	Def	TR	Avg	PF	FO	A	TO	Blk	Stl	Pts	Avg	
TENNESSEE STATE	11/09/12	*	30	3	6	.500	0	3	.000	3	4	.750	0	5	5	5.0	2	0	10	4	0	1	9	9.0	
GEORGIA STATE	11/13/12	*	32	5	8	.625	1	2	.500	0	0	.000	0	4	4	4.5	1	0	7	4	0	4	11	10.0	
vs. Florida State	11/16/12	*	16	0	9	.000	0	4	.000	0	1	.000	2	1	3	4.0	0	0	2	2	0	0	0	6.7	
vs. Notre Dame	11/17/12	*	30	1	5	.200	0	4	.000	0	0	.000	0	2	2	3.5	0	0	3	0	0	2	2	5.5	
UTSA	11/21/12	*	10	1	8	.125	0	2	.000	0	0	.000	2	0	2	3.2	1	0	3	1	0	0	2	4.8	
CS NORTHBRIDGE	11/24/12		20	4	9	.444	0	2	.000	0	0	.000	2	0	2	3.0	1	0	6	1	0	1	8	5.3	
vs. Montana	11/28/12		24	2	4	.500	1	1	1.000	1	2	.500	1	1	2	2.9	2	0	2	0	0	1	6	5.4	
at Iowa State	12/01/12		24	5	11	.455	1	4	.250	1	1	1.000	0	3	3	2.9	1	0	3	1	0	0	12	6.3	
UTAH	12/08/12																								
at Weber State	12/15/12																								
EASTERN NM	12/18/12																								
at Baylor	12/21/12																								
NORTHERN ARIZONA	12/27/12																								
vs. Virginia Tech	12/29/12																								
LMU	01/03/13																								
at San Francisco	01/05/13																								
PEPPERDINE	01/10/13																								
at Santa Clara	01/12/13																								
SAINT MARY'S	01/16/13																								
SAN DIEGO	01/19/13																								
at Gonzaga	01/24/13																								
at Portland	01/26/13																								
at Pepperdine	01/31/13																								
SANTA CLARA	02/02/13																								
at San Diego	02/07/13																								
SAN FRANCISCO	02/09/13																								
PORTLAND	02/16/13																								
at Saint Mary's	02/21/13																								
GONZAGA	02/28/13																								
at LMU	03/02/13																								
Totals			5	186	21	60	.350	3	22	.136	5	8	.625	7	16	23	2.9	8	0	36	13	0	9	50	6.3

**CAREER STATISTICS (ALL GAMES)**

Year	GP	GS	Min	Avg	FG	FGA	Pct	3FG	FGA	Pct	FT	FTA	Pct	Off	Def	TR	Avg	PF	FO	A	TO	Blk	Stl	Pts	Avg
2011-12	25	24	692	27.7	110	274	.401	41	124	.331	44	58	.759	9	66	75	3.0	58	2	115	75	7	36	305	12.2
2012-13	8	5	186	23.3	21	60	.350	3	22	.136	5	8	.625	7	16	23	2.9	8	0	36	13	0	9	50	6.3
TOTAL	33	29	878	26.6	131	334	.392	44	146	.301	49	66	.742	16	82	98	3.0	66	2	151	88	7	45	355	10.8

**CAREER STATISTICS (CONFERENCE GAMES)**

Year	GP	GS	Min	Avg	FG	FGA	Pct	3FG	FGA	Pct	FT	FTA	Pct	Off	Def	TR	Avg	PF	FO	A	TO	Blk	Stl	Pts	Avg
2011-12	16	16	437	27.3	72	177	.407	23	77	.299	29	41	.707	7	43	50	3.1	37	2	74	36	4	22	196	12.3
TOTAL	16	16	437	27.3	72	177	.407	23	77	.299	29	41	.707	7	43	50	3.1	37	2	74	36	4	22	196	12.3



12 — JOSH SHARP

6-7 • 185 • SOPHOMORE • FORWARD • HIGHLAND, UTAH (UTAH)

2012-13 SEASON — PPG: 6.0 RPG: 4.7 APG: 0.38 SPG: 0.3 BPG: 0.5 FG%: .600 3FG%: .000 FT%: .667

Last Time Out

- Started and played 12 minutes while totaling 2 boards and 1 block against Iowa State

Scan for Sharp's bio on BYUcougars.com



In 2012-13

- Has set a career high in points vs. UTSA, CSUN and Montana
- Scored a career-high 13 points on 6 of 8 shooting and added 8 rebounds vs. Montana
- Scored a career-best 9 points and added 3 rebounds and 2 blocks vs. CSUN
- Set a new career high with 8 points and added 6 rebounds, 1 block and 1 steal vs. UTSA
- Tied his career high with 7 points and a set a new career high with 10 rebounds vs. Notre Dame

In 2011-12

- Played in 28 games and averaged 1.2 points and 1.4 rebounds
- Received Bronze Honors on the WCC Commissioner's Honor Roll

Other

- Parents are Joe and Debbie Sharp
- Wife's name is Jordan
- Served a mission for The Church of Jesus Christ of Latter-day Saints in Houston

2012-13 SEASON HIGHS

PTS	13, vs. Montana – 11/28/12
1st H	7, CSUN – 11/24/12
2nd H	7, vs. Montana – 11/28/12
REB	10, vs. Notre Dame – 11/17/12
AST	1, 3 times, last CSUN – 11/24/12
STL	1, GSU – 11/13/12, UTSA – 11/21/12
BLK	2, twice, last CSUN – 11/24/12
FGM	6, vs. Montana – 11/28/12
FGA	8, vs. Montana – 11/28/12
3PM	—
3PA	1, vs. Notre Dame – 11/17/12
FTM	3, vs. Notre Dame – 11/17/12
FTA	3, vs. Notre Dame – 11/17/12

CAREER HIGHS

PTS	13, vs. Montana – 11/28/12
REB	10, vs. Notre Dame – 11/17/12
AST	3, Longwood – 11/18/11
STL	1, six times, last, UTSA – 11/21/12
BLK	2, twice, last CSUN – 11/24/12
FGM	6, vs. Montana – 11/28/12
FGA	8, vs. Montana – 11/28/12
3PM	1, Prairie View A&M – 11/22/11
3PA	1, six times, last, vs. UND – 11/17/12
FTM	3, Pepp – 2/11/12, vs. UND – 11/17/12
FTA	4, twice, last, Pepperdine – 2/11/12

MISCELLANEOUS

	12-13	Career
Double-Figure PTS	1 (1-0)	1 (1-0)
20-plus Pts	0 (0-0)	0 (0-0)
Double-Figure REB	1 (0-1)	1 (0-1)
Double-Doubles	0 (0-0)	0 (0-0)
3-plus STL	0 (0-0)	0 (0-0)
3-plus BLK	0 (0-0)	0 (0-0)
3-plus 3-point FG	0 (0-0)	0 (0-0)
Scoring Leader	0 (0-0)	0 (0-0)
Rebound Leader	1 (0-1)	1 (0-1)
Assist Leader	0 (0-0)	0 (0-0)

2012-13 GAME-BY-GAME

Opponent	Date	GS	Min	FG	FGA	Pct	3FG	FGA	Pct	FT	FTA	Pct	Off	Def	TR	Avg	PF	FO	A	TO	Blk	Stl	Pts	Avg	
TENNESSEE STATE	11/09/12	*	26	3	5	.600	0	0	.000	1	2	.500	1	2	3	3.0	3	0	1	3	2	0	7	7.0	
GEORGIA STATE	11/13/12	*	25	2	4	.500	0	0	.000	0	0	.000	3	3	6	4.5	2	0	0	1	0	1	4	5.5	
vs. Florida State	11/16/12	*	9	0	0	.000	0	0	.000	0	0	.000	0	0	0	3.0	3	0	0	0	1	0	0	3.7	
vs. Notre Dame	11/17/12	*	38	2	6	.333	0	1	.000	3	3	1.000	7	3	10	4.8	3	0	1	1	0	0	7	4.5	
UTSA	11/21/12	*	30	4	5	.800	0	0	.000	0	0	.000	2	4	6	5.0	2	0	0	1	1	1	8	5.2	
CS NORTHBRIDGE	11/24/12		23	4	7	.571	0	0	.000	1	2	.500	1	2	3	4.7	3	0	1	2	2	0	9	5.8	
vs. Montana	11/28/12	*	25	6	8	.750	0	0	.000	1	2	.500	5	3	8	5.1	3	0	0	1	0	0	13	6.9	
at Iowa State	12/01/12	*	12	0	0	.000	0	0	.000	0	0	.000	0	2	2	4.8	1	0	0	1	1	0	0	6.0	
UTAH	12/08/12																								
at Weber State	12/15/12																								
EASTERN NM	12/18/12																								
at Baylor	12/21/12																								
NORTHERN ARIZONA	12/27/12																								
vs. Virginia Tech	12/29/12																								
LMU	01/03/13																								
at San Francisco	01/05/13																								
PEPPERDINE	01/10/13																								
at Santa Clara	01/12/13																								
SAINT MARY'S	01/16/13																								
SAN DIEGO	01/19/13																								
at Gonzaga	01/24/13																								
at Portland	01/26/13																								
at Pepperdine	01/31/13																								
SANTA CLARA	02/02/13																								
at San Diego	02/07/13																								
SAN FRANCISCO	02/09/13																								
PORTLAND	02/16/13																								
at Saint Mary's	02/21/13																								
GONZAGA	02/28/13																								
at LMU	03/02/13																								
Totals			7	188	21	35	.600	0	1	.000	6	9	.667	19	19	38	4.8	20	0	3	10	7	2	48	6.0

CAREER STATISTICS (ALL GAMES)

Year	GP	GS	Min	Avg	FG	FGA	Pct	3FG	FGA	Pct	FT	FTA	Pct	Off	Def	TR	Avg	PF	FO	A	TO	Blk	Stl	Pts	Avg
2011-12	28	0	197	7.0	9	23	.391	1	5	.200	14	23	.609	16	22	38	1.4	21	0	12	12	3	4	33	1.2
2012-13	8	7	188	23.5	21	35	.600	0	1	.000	6	9	.667	19	19	38	4.8	20	0	3	10	7	2	48	6.0
TOTAL	36	7	385	10.7	30	58	.517	1	6	.167	20	32	.625	35	41	76	2.1	41	0	15	22	10	6	81	2.3

CAREER STATISTICS (CONFERENCE GAMES)

Year	GP	GS	Min	Avg	FG	FGA	Pct	3FG	FGA	Pct	FT	FTA	Pct	Off	Def	TR	Avg	PF	FO	A	TO	Blk	Stl	Pts	Avg
2011-12	13	0	63	4.8	0	4	.000	0	1	.000	10	14	.714	6	4	10	0.8	7	0	3	2	3	2	10	0.8
TOTAL	13	0	63	4.8	0	4	.000	0	1	.000	10	14	.714	6	4	10	0.8	7	0	3	2	3	2	10	0.8



13 — BROCK ZYLSTRA

6-6 • 210 • SENIOR • GUARD • LA VERNE, CALIF. (BONITA HS)

2012-13 SEASON — PPG: 9.3 RPG: 4.1 APG: 2.6 SPG: 1.4 BPG: 0.1 FG%: .426 3FG%: .389 FT%: .800

Last Time Out

- Totaled 8 points, 3 rebounds, 2 assists and 2 steals against Iowa State

Scan for Zylstra's bio on BYUcougars.com



In 2012-13

- Has hit a three in all eight games including 2 threes in six of eight games and has scored in double figures 4 times
- Posted season highs of 14 points, 7 rebounds, 5 assists and 1 block vs. CSUN
- Had 10 points, 4 rebounds and 3 assists vs. Notre Dame
- Against Florida State had 10 points, 3 rebounds, 4 assists and 4 steals
- Against Tennessee State posted 11 points, 4 rebounds and 1 assist and hit 2 threes

In 2011-12

- Received the Most Improved Player Award at the team banquet and Bronze Honors on the WCC Commissioner's Honor Roll
- Posted season highs of 26 points, 9 rebounds, 5 assists and 4 steals

Other

- Parents are Dave and Maxine Zylstra
- Wife's name is Sarah and they have a daughter, Sophia

2012-13 SEASON HIGHS

PTS	14, CSUN – 11/24/12
1st H	10, vs. Notre Dame – 11/17/12
2nd H	9, CSUN – 11/24/12
REB	7, CSUN – 11/24/12
AST	5, CSUN – 11/24/12
STL	4, vs. Florida State – 11/16/12
BLK	1, CSUN – 11/24/12
FGM	4, 3 times, last CSUN – 11/24/12
FGA	10, vs. Florida State – 11/16/12
3PM	2, 6 times, last vs. Montana – 11/28/12
3PA	5, 5 times, last vs. Iowa St. – 12/01/12
FTM	4, CSUN – 11/24/12
FTA	5, CSUN – 11/24/12

CAREER HIGHS

PTS	26, Buffalo – 12/20/11
REB	9, Portland – 2/25/12
AST	5, twice, last CSUN – 11/24/12
STL	4, three times, last vs. FSU – 11/16/12
BLK	1, 9 times, last, CSUN – 11/24/12
FGM	9, Buffalo – 12/20/11
FGA	16, Buffalo – 12/20/11
3PM	6, vs. San Francisco – 1/7/12
3PA	10, Buffalo – 12/20/11
FTM	6, at Portland – 2/4/12
FTA	9, at Portland – 2/4/12

MISCELLANEOUS

	12-13	Career
Double-Figure PTS	4 (2-2)	13 (11-2)
20-plus Pts	0 (0-0)	4 (4-0)
Double-Figure REB	0 (0-0)	0 (0-0)
Double-Doubles	0 (0-0)	0 (0-0)
3-plus STL	1 (0-1)	4 (2-2)
3-plus BLK	0 (0-0)	0 (0-0)
3-plus 3-point FG	0 (0-0)	7 (7-0)
Scoring Leader	0 (0-0)	4 (4-0)
Rebound Leader	0 (0-0)	2 (2-0)
Assist Leader	0 (0-0)	1 (0-1)

2012-13 GAME-BY-GAME

Opponent	Date	GS	Min	FG	FGA	Pct	3FG	FGA	Pct	FT	FTA	Pct	Off	Def	TR	Avg	PF	FO	A	TO	Blk	Stl	Pts	Avg	
TENNESSEE STATE	11/09/12	*	22	4	7	.571	2	4	.500	1	1	1.000	0	4	4	4.0	2	0	1	1	0	0	11	11.0	
GEORGIA STATE	11/13/12	*	16	3	7	.429	2	5	.400	0	0	.000	0	2	2	3.0	3	0	1	1	0	1	8	9.5	
vs. Florida State	11/16/12	*	31	3	10	.300	2	5	.400	2	2	1.000	1	2	3	3.0	3	0	4	0	0	4	10	9.7	
vs. Notre Dame	11/17/12	*	35	4	9	.444	2	4	.500	0	0	.000	0	4	4	3.3	3	0	3	2	0	0	10	9.8	
UTSA	11/21/12	*	32	2	5	.400	1	3	.333	0	0	.000	0	5	5	3.6	0	0	3	0	0	1	5	8.8	
CS NORTHRIDGE	11/24/12	*	36	4	9	.444	2	5	.400	4	5	.800	0	7	7	4.2	4	0	5	2	1	2	14	9.7	
vs. Montana	11/28/12	*	28	3	6	.500	2	5	.400	0	0	.000	1	4	5	4.3	4	0	2	1	0	1	8	9.4	
at Iowa State	12/01/12	*	28	3	8	.375	1	5	.200	1	2	.500	1	2	3	4.1	2	0	2	1	0	2	8	9.3	
UTAH	12/08/12																								
at Weber State	12/15/12																								
EASTERN NM	12/18/12																								
at Baylor	12/21/12																								
NORTHERN ARIZONA	12/27/12																								
vs. Virginia Tech	12/29/12																								
LMU	01/03/13																								
at San Francisco	01/05/13																								
PEPPERDINE	01/10/13																								
at Santa Clara	01/12/13																								
SAINT MARY'S	01/16/13																								
SAN DIEGO	01/19/13																								
at Gonzaga	01/24/13																								
at Portland	01/26/13																								
at Pepperdine	01/31/13																								
SANTA CLARA	02/02/13																								
at San Diego	02/07/13																								
SAN FRANCISCO	02/09/13																								
PORTLAND	02/16/13																								
at Saint Mary's	02/21/13																								
GONZAGA	02/28/13																								
at LMU	03/02/13																								
Totals			8	228	26	61	.426	14	36	.389	8	10	.800	3	30	33	4.1	21	0	21	8	1	11	74	9.3

CAREER STATISTICS (ALL GAMES)

Year	GP	GS	Min	Avg	FG	FGA	Pct	3FG	FGA	Pct	FT	FTA	Pct	Off	Def	TR	Avg	PF	FO	A	TO	Blk	Stl	Pts	Avg
2009-10	20	0	63	3.2	7	18	.389	0	3	.000	5	8	.625	2	11	13	0.7	4	0	2	4	1	1	19	1.0
2010-11	29	0	150	5.2	10	32	.313	6	22	.273	7	12	.583	5	19	24	0.8	13	0	9	4	0	8	33	1.1
2011-12	34	28	959	28.2	97	213	.455	50	133	.376	38	59	.644	32	115	147	4.3	60	0	64	48	7	40	282	8.3
2012-13	8	8	228	28.5	26	61	.426	14	36	.389	8	10	.800	3	30	33	4.1	21	0	21	8	1	11	74	9.3
TOTAL	91	36	1400	15.4	140	324	.432	70	194	.361	58	89	.652	42	175	217	2.4	98	0	96	64	9	60	408	4.5

CAREER STATISTICS (CONFERENCE GAMES)

Year	GP	GS	Min	Avg	FG	FGA	Pct	3FG	FGA	Pct	FT	FTA	Pct	Off	Def	TR	Avg	PF	FO	A	TO	Blk	Stl	Pts	Avg
2009-10	8	0	24	3.0	3	7	.429	0	1	.000	2	4	.500	1	1	2	0.3	2	0	1	2	0	0	8	1.0
2010-11	11	0	40	3.6	2	7	.286	0	3	.000	3	7	.429	2	5	7	0.6	4	0	2	0	0	2	7	0.6
2011-12	15	9	426	28.4	41	88	.466	20	57	.351	20	33	.606	17	57	74	4.9	27	0	23	19	2	17	122	8.1
TOTAL	34	9	490	14.4	46	102	.451	20	61	.328	25	44	.568	20	63	83	2.4	33	0	26	21	2	19	137	4.0



**20 — ANSON WINDER** 6-3 • 195 • SOPHOMORE • GUARD • LAS VEGAS, NEV. (BISHOP GORMAN HS)

**2012-13 SEASON — PPG: 0.2 RPG: 0.4 APG: 0.0 SPG: 0.0 BPG: 0.0 FG%: .000 3FG%: .000 FT%: .500**

**Last Time Out**

- Played 4 minutes vs. Iowa State and contributed 2 rebounds

Scan for Winder's bio on BYUcougars.com



**In 2012-13**

- Scored first point of the season on a free throw vs. UTSA
- Saw first action of the season against Florida State
- Did not play vs. Tennessee State due to a sprained ankle

**In 2011-12**

- Started 15 times and played in 34 games
- Posted season highs of 20 points, 4 rebounds, 9 assists, 4 steals and 2 blocks
- Was BYU's assist leader in 7 games, scored in double figures 5 times and had 3-plus steals 7 times

**Other**

- Parents are Chuck Winder and Teresa Williams
- Also recruited by Nevada, SMU, Portland, UC Riverside and Idaho
- Helped lead Bishop Gorman to back-to-back Nevada 4A state titles
- Averaged 17 points and seven boards as a senior and led Bishop Gorman to a 30-2 record

**2012-13 SEASON HIGHS**

PTS	1, UTSA – 11/21/12
1st H	—
2nd H	1, UTSA – 11/21/12
REB	2, Iowa State - 12/01/12
AST	—
STL	—
BLK	—
FGM	—
FGA	1, vs. Montana – 11/28/12
3PM	—
3PA	1, vs. Montana – 11/28/12
FTM	1, UTSA – 11/21/12
FTA	2, UTSA – 11/21/12

**CAREER HIGHS**

PTS	20, Buffalo – 12/20/11
REB	6, at San Francisco – 2/16/12
AST	9, vs Northern Arizona – 11/30/11
STL	4, vs Nevada – 11/25/11
BLK	2, vs Northern Arizona – 11/30/11
FGM	7, Buffalo – 12/20/11
FGA	9, vs Nevada – 11/25/11
3PM	6, Buffalo – 12/20/11
3PA	7, twice, last, Pepperdine – 2/11/12
FTM	3, twice, last, UCSB – 12/22/11
FTA	5, Longwood – 11/18/11

**MISCELLANEOUS**

	12-13	Career
Double-Figure PTS	0 (0-0)	5 (5-0)
20-plus Pts	0 (0-0)	1 (1-0)
Double-Figure REB	0 (0-0)	0 (0-0)
Double-Doubles	0 (0-0)	0 (0-0)
3-plus STL	0 (0-0)	7 (5-2)
3-plus BLK	0 (0-0)	0 (0-0)
3-plus 3-point FG	0 (0-0)	2 (2-0)
Scoring Leader	0 (0-0)	0 (0-0)
Rebound Leader	0 (0-0)	1 (1-0)
Assist Leader	0 (0-0)	7 (7-0)

**2012-13 GAME-BY-GAME**

Opponent	Date	GS	Min	FG	FGA	Pct	3FG	FGA	Pct	FT	FTA	Pct	Off	Def	TR	Avg	PF	FO	A	TO	Blk	Stl	Pts	Avg	
TENNESSEE STATE	11/09/12	DNP																							
GEORGIA STATE	11/13/12	DNP																							
vs. Florida State	11/16/12		1	0	0	.000	0	0	.000	0	0	.000	0	0	0	0.0	1	0	0	0	0	0	0	0.0	
vs. Notre Dame	11/17/12	DNP																							
UTSA	11/21/12		2	0	0	.000	0	0	.000	1	2	.500	0	0	0	0.0	0	0	0	0	0	0	1	0.5	
CS NORTHBRIDGE	11/24/12		7	0	0	.000	0	0	.000	0	0	.000	0	0	0	0.0	0	0	0	0	0	0	0	0.3	
vs. Montana	11/28/12		4	0	1	.000	0	1	.000	0	0	.000	0	0	0	0.0	0	0	0	0	0	0	0	0.3	
at Iowa State	12/01/12		4	0	0	.000	0	0	.000	0	0	.000	1	1	2	0.4	1	0	0	0	0	0	0	0.2	
UTAH	12/08/12																								
at Weber State	12/15/12																								
EASTERN NM	12/18/12																								
at Baylor	12/21/12																								
NORTHERN ARIZONA	12/27/12																								
vs. Virginia Tech	12/29/12																								
LMU	01/03/13																								
at San Francisco	01/05/13																								
PEPPERDINE	01/10/13																								
at Santa Clara	01/12/13																								
SAINT MARY'S	01/16/13																								
SAN DIEGO	01/19/13																								
at Gonzaga	01/24/13																								
at Portland	01/26/13																								
at Pepperdine	01/31/13																								
SANTA CLARA	02/02/13																								
at San Diego	02/07/13																								
SAN FRANCISCO	02/09/13																								
PORTLAND	02/16/13																								
at Saint Mary's	02/21/13																								
GONZAGA	02/28/13																								
at LMU	03/02/13																								
Totals			0	18	0	1	.000	0	1	.000	1	2	.500	1	1	2	0.4	2	0	0	0	0	1	0.2	

**CAREER STATISTICS (ALL GAMES)**

Year	GP	GS	Min	Avg	FG	FGA	Pct	3FG	FGA	Pct	FT	FTA	Pct	Off	Def	TR	Avg	PF	FO	A	TO	Blk	Stl	Pts	Avg
2011-12	34	15	551	16.2	48	131	.366	25	84	.298	26	41	.634	3	50	53	1.6	40	0	57	32	3	35	147	4.3
2012-13	5	0	18	3.6	0	1	.000	0	1	.000	1	2	.500	1	1	2	0.4	2	0	0	0	0	0	1	0.2
TOTAL	39	15	569	14.6	48	132	.364	25	85	.294	27	43	.628	4	51	55	1.4	42	0	57	32	3	35	148	3.8

**CAREER STATISTICS (CONFERENCE GAMES)**

Year	GP	GS	Min	Avg	FG	FGA	Pct	3FG	FGA	Pct	FT	FTA	Pct	Off	Def	TR	Avg	PF	FO	A	TO	Blk	Stl	Pts	Avg
2011-12	16	7	238	14.9	23	62	.371	10	36	.278	11	14	.786	1	26	27	1.7	26	0	19	11	0	20	67	4.2
TOTAL	16	7	238	14.9	23	62	.371	10	36	.278	11	14	.786	1	26	27	1.7	26	0	19	11	0	20	67	4.2





**23 — CORY CALVERT**

6-3 • 185 • FRESHMAN • GUARD • PARKER, COLO. (CHAPARRAL HS)

**2012-13 SEASON — PPG: 1.3 RPG: 0.4 APG: 0.4 SPG: 0.14 BPG: 0.0 FG%: .286 3FG%: .167 FT%: .000**

**Last Time Out**

- Played 6 minutes against Iowa State

Scan for Calvert's bio on BYUcougars.com



**In 2012-13**

- Has played in 7 of 8 games this season
- Scored 4 points and dished out 2 assists vs. Florida State
- Posted 3 points and 1 rebound vs. Tennessee State

**Before BYU**

- Prepped at Chaparral High School for Rob Johnson
- Named the 2012 5A MVP in Colorado by the Denver Post and MaxPreps.com
- Named first-team all-state, Continental League Player of the Year and the Joint Effort Co-Player of the Year
- Led Chaparral to the 2012 5A state title and a 25-3 record while averaging 22.3 points, 6.0 rebounds and 5.1 assists

**Other**

- Parents are Cory and Michelle
- Has three sisters
- Planning to serve a mission following the season

**2012-13 SEASON HIGHS**

PTS	4, vs. Florida State – 11/16/12
1st H	2, UTSA – 11/21/12
2nd H	4, vs. Florida State – 11/16/12
REB	1, 3 times, last vs. Iowa St. - 12/01/12
AST	2, vs. Florida State – 11/16/12
STL	1, UTSA – 11/21/12
BLK	—
FGM	2, vs. Florida State – 11/16/12
FGA	5, vs. Florida State – 11/16/12
3PM	1, Tennessee State – 11/9/12
3PA	1, 3 times, last vs. Iowa St. - 12/01/12
FTM	—
FTA	—

**MISCELLANEOUS**

	12-13	Career
Double-Figure PTS	0 (0-0)	0 (0-0)
20-plus Pts	0 (0-0)	0 (0-0)
Double-Figure REB	0 (0-0)	0 (0-0)
Double-Doubles	0 (0-0)	0 (0-0)
3-plus STL	0 (0-0)	0 (0-0)
3-plus BLK	0 (0-0)	0 (0-0)
3-plus 3-point FG	0 (0-0)	0 (0-0)
Scoring Leader	0 (0-0)	0 (0-0)
Rebound Leader	0 (0-0)	0 (0-0)
Assist Leader	0 (0-0)	0 (0-0)

**2012-13 GAME-BY-GAME**

Opponent	Date	GS	Min	FG	FGA	Pct	3FG	FGA	Pct	FT	FTA	Pct	Off	Def	TR	Avg	PF	FO	A	TO	Blk	Stl	Pts	Avg	
TENNESSEE STATE	11/09/12		10	1	3	.333	1	2	.500	0	0	.000	0	1	1	1.0	0	0	0	0	0	0	3	3.0	
GEORGIA STATE	11/13/12		8	0	1	.000	0	0	.000	0	0	.000	0	0	0	0.5	0	0	0	0	0	0	0	1.5	
vs. Florida State	11/16/12		12	2	5	.400	0	1	.000	0	0	.000	0	0	0	0.3	3	0	2	1	0	0	4	2.3	
vs. Notre Dame	11/17/12		2	0	0	.000	0	0	.000	0	0	.000	0	0	0	0.3	1	0	0	0	0	0	0	1.8	
UTSA	11/21/12		6	1	3	.333	0	2	.000	0	0	.000	0	1	1	0.4	0	0	0	0	0	1	2	1.8	
CS NORTHBRIDGE	11/24/12	DNP																							
vs. Montana	11/28/12		2	0	0	.000	0	0	.000	0	0	.000	0	0	0	0.3	1	0	1	0	0	0	0	1.5	
at Iowa State	12/01/12		6	0	2	.000	0	1	.000	0	0	.000	0	1	1	0.4	1	0	0	1	0	0	0	1.3	
UTAH STATE	12/05/12																								
UTAH	12/08/12																								
at Weber State	12/15/12																								
EASTERN NM	12/18/12																								
at Baylor	12/21/12																								
NORTHERN ARIZONA	12/27/12																								
vs. Virginia Tech	12/29/12																								
LMU	01/03/13																								
at San Francisco	01/05/13																								
PEPPERDINE	01/10/13																								
at Santa Clara	01/12/13																								
SAINT MARY'S	01/16/13																								
SAN DIEGO	01/19/13																								
at Gonzaga	01/24/13																								
at Portland	01/26/13																								
at Pepperdine	01/31/13																								
SANTA CLARA	02/02/13																								
at San Diego	02/07/13																								
SAN FRANCISCO	02/09/13																								
PORTLAND	02/16/13																								
at Saint Mary's	02/21/13																								
GONZAGA	02/28/13																								
at LMU	03/02/13																								
Totals			0	46	4	14	.286	1	6	.167	0	0	.000	0	3	3	0.4	6	0	3	2	0	1	9	1.3

**CAREER STATISTICS (ALL GAMES)**

Year	GP	GS	Min	Avg	FG	FGA	Pct	3FG	FGA	Pct	FT	FTA	Pct	Off	Def	TR	Avg	PF	FO	A	TO	Blk	Stl	Pts	Avg
2012-13	7	0	46	6.6	4	14	.286	1	6	.167	0	0	.000	0	3	3	0.4	6	0	3	2	0	1	9	1.3
TOTAL	7	0	46	6.6	4	14	.286	1	6	.167	0	0	.000	0	3	3	0.4	6	0	3	2	0	1	9	1.3

**CAREER STATISTICS (CONFERENCE GAMES)**

Year	GP	GS	Min	Avg	FG	FGA	Pct	3FG	FGA	Pct	FT	FTA	Pct	Off	Def	TR	Avg	PF	FO	A	TO	Blk	Stl	Pts	Avg
2012-13	0	0	0	0.0	0	0	.000	0	0	.000	0	0	.000	0	0	0	0.0	0	0	0	0	0	0	0	0.0
TOTAL	0	0	0	0.0	0	0	.000	0	0	.000	0	0	.000	0	0	0	0.0	0	0	0	0	0	0	0	0.0



**33 — NATE AUSTIN**

6-11 • 230 • SOPHOMORE • FORWARD • ALPINE, UTAH (LONE PEAK HS)

**2012-13 SEASON — PPG: 3.6 RPG: 4.1 APG: 0.28 SPG: 0.5 BPG: 0.6 FG%: .407 3FG%: .333 FT%: .500**

**Last Time Out**

- Scored a season-high 8 points and added 5 rebounds and 3 steals vs. Iowa State

Scan for Austin's bio on BYUcougars.com



**In 2012-13**

- Tallied a season-high 8 points and hit his first 3-pointer of the season against Iowa State
- Against CSUN had 3 points, 5 rebounds and 1 block
- Had 4 points, 8 rebounds and 1 steal vs. Florida State
- Had 4 points, 4 boards, 2 assists and 2 blocks against Georgia State

**In 2011-12**

- Played in every game this season and started 1 game
- Posted season highs of 15 points, 10 rebounds, 3 assists and 2 blocks
- Tied for 10th in the WCC in offensive rebounds in league games
- Career-high 15 points came on 7 of 8 shooting vs. Weber State

**Other**

- Served a mission for The Church of Jesus Christ of Latter-day Saints in McAllen, Texas
- Also recruited by Boise State and Utah State

**2012-13 SEASON HIGHS**

PTS	8, Iowa State - 12/01/12
1st H	4, three times, last vs. FSU – 11/16/12
2nd H	2, vs. Notre Dame – 11/17/12
REB	8, vs. Florida State – 11/16/12
AST	2, Georgia State – 11/13/12
STL	3, Iowa State - 12/01/12
BLK	2, TSU – 11/9/12, GSU – 11/13/12
FGM	3, Iowa State - 12/01/12
FGA	6, vs. Florida State – 11/16/12
3PM	1, Iowa State - 12/01/12
3PA	2, Iowa State - 12/01/12
FTM	2, twice, last vs. UTSA – 11/21/12
FTA	4, twice, last vs. CSUN – 11/24/12

**CAREER HIGHS**

PTS	15, Weber State -- 12/07/11
REB	10, at Gonzaga -- 2/23/12
AST	3, vs. San Diego -- 3/2/12
STL	3, Iowa State - 12/01/12
BLK	2, four times, last, GSU – 11/13/12
FGM	7, Weber State -- 12/07/11
FGA	8, Weber State -- 12/07/11
3PM	1, 8 times, last vs. Iowa St. – 12/01/12
3PA	2, 9 times, last vs. Iowa St. – 12/01/12
FTM	3, Buffalo -- 12/20/11
FTA	4, 5 times, last vs. FSU – 11/16/12

**MISCELLANEOUS**

	12-13	Career
Double-Figure PTS	0 (0-0)	2 (2-0)
20-plus Pts	0 (0-0)	0 (0-0)
Double-Figure REB	0 (0-0)	0 (0-0)
Double-Doubles	0 (0-0)	0 (0-0)
3-plus STL	1 (0-1)	0 (0-0)
3-plus BLK	0 (0-0)	0 (0-0)
3-plus 3-point FG	0 (0-0)	0 (0-0)
Scoring Leader	0 (0-0)	0 (0-0)
Rebound Leader	1 (1-0)	5 (4-1)
Assist Leader	0 (0-0)	0 (0-0)

**2012-13 GAME-BY-GAME**


Opponent	Date	GS	Min	FG	FGA	Pct	3FG	FGA	Pct	FT	FTA	Pct	Off	Def	TR	Avg	PF	FO	A	TO	Blk	Stl	Pts	Avg	
TENNESSEE STATE	11/09/12		17	2	4	.500	0	0	.000	0	0	.000	1	6	7	7.0	4	0	0	0	2	0	4	4.0	
GEORGIA STATE	11/13/12		16	2	5	.400	0	0	.000	0	0	.000	0	4	4	5.5	1	0	2	1	2	0	4	4.0	
vs. Florida State	11/16/12		22	1	6	.167	0	1	.000	2	4	.500	6	2	8	6.3	2	0	0	1	0	1	4	4.0	
vs. Notre Dame	11/17/12		11	2	5	.400	0	0	.000	0	0	.000	2	0	2	5.3	2	0	0	0	0	0	4	4.0	
UTSA	11/21/12		7	0	0	.000	0	0	.000	2	2	1.000	1	1	2	4.6	2	0	0	1	0	0	2	3.6	
CS NORTHBRIDGE	11/24/12		8	1	2	.500	0	0	.000	1	4	.250	2	3	5	4.7	1	0	0	0	1	0	3	3.5	
vs. Montana	11/28/12		2	0	0	.000	0	0	.000	0	0	0.000	0	0	0	4.0	0	0	0	0	0	0	0	3.0	
at Iowa State	12/01/12		23	3	5	.600	1	2	.500	1	2	.500	4	1	5	4.1	0	0	1	3	0	3	8	3.6	
UTAH	12/08/12																								
at Weber State	12/15/12																								
EASTERN NM	12/18/12																								
at Baylor	12/21/12																								
NORTHERN ARIZONA	12/27/12																								
vs. Virginia Tech	12/29/12																								
LMU	01/03/13																								
at San Francisco	01/05/13																								
PEPPERDINE	01/10/13																								
at Santa Clara	01/12/13																								
SAINT MARY'S	01/16/13																								
SAN DIEGO	01/19/13																								
at Gonzaga	01/24/13																								
at Portland	01/26/13																								
at Pepperdine	01/31/13																								
SANTA CLARA	02/02/13																								
at San Diego	02/07/13																								
SAN FRANCISCO	02/09/13																								
PORTLAND	02/16/13																								
at Saint Mary's	02/21/13																								
GONZAGA	02/28/13																								
at LMU	03/02/13																								
Totals			0	106	11	27	.407	1	3	.333	6	12	.500	16	17	33	4.1	12	0	3	6	5	4	29	3.6

**CAREER STATISTICS (ALL GAMES)**

Year	GP	GS	Min	Avg	FG	FGA	Pct	3FG	FGA	Pct	FT	FTA	Pct	Off	Def	TR	Avg	PF	FO	A	TO	Blk	Stl	Pts	Avg
2011-12	35	1	450	12.9	58	107	.542	7	23	.304	20	39	.513	53	79	132	3.8	95	6	19	20	15	9	143	4.1
2012-13	8	0	106	13.3	11	27	.407	1	3	.333	6	12	.500	16	17	33	4.1	12	0	3	6	5	4	29	3.6
TOTAL	43	1	556	12.9	69	134	.515	8	26	.308	26	51	.510	69	96	165	3.8	107	6	22	26	20	13	172	4.0

**CAREER STATISTICS (CONFERENCE GAMES)**

Year	GP	GS	Min	Avg	FG	FGA	Pct	3FG	FGA	Pct	FT	FTA	Pct	Off	Def	TR	Avg	PF	FO	A	TO	Blk	Stl	Pts	Avg
2011-12	16	1	230	14.4	28	52	.538	2	10	.200	12	22	.545	33	36	69	4.3	48	4	9	8	5	5	70	4.4
TOTAL	16	1	230	14.4	28	52	.538	2	10	.200	12	22	.545	33	36	69	4.3	48	4	9	8	5	5	70	4.4



42 — IAN HARWARD

6-11 • 215 • FRESHMAN • CENTER • OREM, UTAH (OREM HS)

2012-13 SEASON — PPG: 2.3 RPG: 1.4 APG: 0.1 SPG: 0.1 BPG: 0.1 FG%: .400 3FG%: .000 FT%: .750

Last Time Out

- In 9 minutes vs. Iowa State, totaled 3 points and 1 rebounds

Scan for Harward's bio on BYUcougars.com



In 2012-13

- Has scored in five-straight games
- Had 2 points, a career-best 4 rebounds and his first career block and first career assist vs. Montana
- Scored 4 points and added a career-best 3 boards vs. UTSA
- Scored 7 points vs. Notre Dame on 2 of 3 shooting from the field and 3 of 4 shooting from the free throw line and added 1 steal
- Had 1 rebound vs. Florida State and 1 vs. Georgia State

Before BYU

- Helped Orem to a 15-7 record and averaged 14.0 points per game
- Played for the Pump 'N Run AAU team run by John Palica and coached by O'Connor and Todd Phillips

Other

- Parents are Brad and Alice Harward
- Wife's name is Sarah

2012-13 SEASON HIGHS

PTS	7, vs. Notre Dame – 11/17/12
1st H	7, vs. Notre Dame – 11/17/12
2nd H	—
REB	4, vs. Montana – 11/28/12
AST	1, vs. Montana – 11/28/12
STL	1, vs. Notre Dame – 11/17/12
BLK	1, vs. Montana – 11/28/12
FGM	2, vs. UND – 11/17/12, UTSA – 11/21/12
FGA	4, Iowa State - 12/01/12
3PM	—
3PA	—
FTM	3, vs. Notre Dame – 11/17/12
FTA	4, vs. Notre Dame – 11/17/12

MISCELLANEOUS

	12-13	Career
Double-Figure PTS	0 (0-0)	0 (0-0)
20-plus Pts	0 (0-0)	0 (0-0)
Double-Figure REB	0 (0-0)	0 (0-0)
Double-Doubles	0 (0-0)	0 (0-0)
3-plus STL	0 (0-0)	0 (0-0)
3-plus BLK	0 (0-0)	0 (0-0)
3-plus 3-point FG	0 (0-0)	0 (0-0)
Scoring Leader	0 (0-0)	0 (0-0)
Rebound Leader	0 (0-0)	0 (0-0)
Assist Leader	0 (0-0)	0 (0-0)

2012-13 GAME-BY-GAME

Opponent	Date	GS	Min	FG	FGA	Pct	3FG	FGA	Pct	FT	FTA	Pct	Off	Def	TR	Avg	PF	FO	A	TO	Blk	Stl	Pts	Avg
TENNESSEE STATE	11/09/12		2	0	0	.000	0	0	.000	0	0	.000	0	0	0	0.0	2	0	0	0	0	0	0	0.0
GEORGIA STATE	11/13/12		2	0	1	.000	0	0	.000	0	0	.000	0	1	1	0.5	1	0	0	1	0	0	0	0.0
vs. Florida State	11/16/12		2	0	0	.000	0	0	.000	0	0	.000	1	0	1	0.7	2	0	0	1	0	0	0	0.0
vs. Notre Dame	11/17/12		11	2	3	.667	0	0	.000	3	4	.750	0	0	0	0.5	5	1	0	0	0	1	7	1.8
UTSA	11/21/12		8	2	2	1.000	0	0	.000	0	0	.000	1	2	3	1.0	2	0	0	0	0	0	4	2.2
CS NORTHBRIDGE	11/24/12		4	0	2	.000	0	0	.000	2	2	1.000	1	0	1	1.0	2	0	0	1	0	0	2	2.2
vs. Montana	11/28/12		7	1	3	.333	0	0	.000	0	0	.000	1	3	4	1.4	2	0	1	0	1	0	2	2.1
at Iowa State	12/01/12		9	1	4	.250	0	0	.000	1	2	.500	0	1	1	1.4	2	0	0	0	0	0	3	2.3
UTAH	12/08/12																							
at Weber State	12/15/12																							
EASTERN NM	12/18/12																							
at Baylor	12/21/12																							
NORTHERN ARIZONA	12/27/12																							
vs. Virginia Tech	12/29/12																							
LMU	01/03/13																							
at San Francisco	01/05/13																							
PEPPERDINE	01/10/13																							
at Santa Clara	01/12/13																							
SAINT MARY'S	01/16/13																							
SAN DIEGO	01/19/13																							
at Gonzaga	01/24/13																							
at Portland	01/26/13																							
at Pepperdine	01/31/13																							
SANTA CLARA	02/02/13																							
at San Diego	02/07/13																							
SAN FRANCISCO	02/09/13																							
PORTLAND	02/16/13																							
at Saint Mary's	02/21/13																							
GONZAGA	02/28/13																							
at LMU	03/02/13																							
Totals			0	45	6	15	.400	0	0	.000	6	8	.750	4	7	11	1.4	18	1	1	3	1	18	2.3

CAREER STATISTICS (ALL GAMES)

Year	GP	GS	Min	Avg	FG	FGA	Pct	3FG	FGA	Pct	FT	FTA	Pct	Off	Def	TR	Avg	PF	FO	A	TO	Blk	Stl	Pts	Avg
2012-13	8	0	45	5.6	6	15	.400	0	0	.000	6	8	.750	4	7	11	1.4	18	1	1	3	1	1	18	2.3
TOTAL	8	0	45	5.6	6	15	.400	0	0	.000	6	8	.750	4	7	11	1.4	18	1	1	3	1	1	18	2.3

CAREER STATISTICS (CONFERENCE GAMES)

Year	GP	GS	Min	Avg	FG	FGA	Pct	3FG	FGA	Pct	FT	FTA	Pct	Off	Def	TR	Avg	PF	FO	A	TO	Blk	Stl	Pts	Avg
2012-13	0	0	0	0.0	0	0	.000	0	0	.000	0	0	.000	0	0	0	0.0	0	0	0	0	0	0	0	0.0
TOTAL	0	0	0	0.0	0	0	.000	0	0	.000	0	0	.000	0	0	0	0.0	0	0	0	0	0	0	0	0.0

**5 players scored in double figures**

2/4/12 at Portland, 79-60 W, Davies - 18, Carlino - 13, Hartsock - 12, Cusick - 12, Zylstra - 12

**6 players scored in double figures**

12/7/11 vs. Weber State, 94-66 W, Hartsock - 19, Austin - 15, Abouo - 15, Rogers - 15, Zylstra - 15, Davies - 11

**No players scored in double figures**

2/21/05 at Air Force, 39-70 L

**One player recorded a double-double**

11/28/12 vs. Montana  
Brandon Davies, 21 points, 10 rebounds

**Two players record a double-double**

2/23/12 at Gonzaga  
Brandon Davies, 23 points, 10 rebounds  
Charles Abouo, 10 points, 10 rebounds

**Two double-digit rebounders**

2/23/12 at Gonzaga  
Davies, Abouo and Austin - 10 rebounds

**Six players had 5 or more rebounds**

1/1/11 vs. Fresno Pacific, C. Collinsworth-8, Rogers-5, Emery-5, Hartsock-5, Abouo-5, Davies-5

**Five players had 6 or more rebounds**

11/20/10 vs. Chicago State, Abouo-8, K. Collinsworth-7, Rogers-7, Anderson-6, C. Collinsworth-6, Davies-6

**Four players had 9 or more rebounds**

12/30/06 vs. Seton Hall, Cummond-12, Plaisted-9, Young-9, Ainge-9

**Two players fouled out**

2/23/12 vs. Saint Mary's  
Brandon Davies, Nate Austin

**Three or more players fouled out**

1/3/09 vs. Wake Forest  
Chris Miles, Gavin MacGregor, Charles Abouo

**A BYU player received a technical foul**

11/24/12 vs. CSUN, Brandon Davies and Brock Zylstra

**An opponent player received a technical foul**

11/28/12 vs. Montana, Keron DeShields

**A BYU Coach received a technical foul**

3/8/12 vs. Gonzaga - Dave Rose

**An opponent Coach received a technical foul**

12/20/11 vs. Buffalo - Reggie Witherspoon

**A BYU player ejected from a game**

11/23/02 vs. Kansas State  
Travis Hansen (2 technical fouls)

**An opponent player ejected from a game**

1/30/10 vs. Utah - Marshall Henderson (flagrant foul)

**A coach ejected from the game**

11/30/05 vs. Lamar (at Delta Center)  
Lamar coach Billy Tubbs (2 technical fouls)

**AT LEAST two players scored 20+ points**

11/21/12 vs. UTSA, Davies 22, Haws 20

**Three players scored 20+ points**

1/14/12 vs. Santa Clara, Davies 23, Carlino 21, Hartsock 21

**Four players scored 20+ points**

1/13/79 vs. UNM, D. Ainge-27, Scott Runia-25, Devin Durrant-20, Alan Taylor-20

**Two players scored 25+ points**

3/18/10 vs. Florida-NCAA 1st Round  
Jimmer Fredette 37, Michael Loyd, Jr. 26

**A player scored 30+ points**

11/24/12 vs. CSUN, Tyler Haws, 32

**A player attempted 20 or more field goals**

11/17/12 vs. Notre Dame, Tyler Haws, 20

**A player with 5 or more steals**

2/23/12 at Gonzaga, Brandon Davies, 6

**A player had double-digit assists**

11/13/12 vs. Tennessee State, Matt Carlino, 10

**A player made double-digit free throws**

11/24/12 vs. CSUN, Tyler Haws (12-12)

**A player shot 100% at the free throw line (min. 8 atts)**

11/24/12 vs. CSUN, Tyler Haws (12-12)

**A player shot 100% from the floor (min. 5 atts)**

1/7/12 vs. San Francisco, Brock Zylstra (8-8)

**A player shot 100% on threes (min. 3 atts)**

1/7/12 vs. San Francisco, Brock Zylstra (6-6)

**Did not make a three**

11/22/96 vs. CS Fullerton (0-9)

**Last time opponent did not make a three**

2/2/08 at Wyoming (0-15)

**BYU had six or fewer turnovers**

1/11/11 at Utah, 5

**BYU committed 25-plus turnovers**

12/15/07 vs. Pepperdine, 86-67 W (29)

**BYU committed 11 or less team fouls in a game**

1/21/12 at Pepperdine, 11

**BYU scored 90 points**

1/14/12 vs. Santa Clara, 95-78 W

**BYU scored 100 points**

3/5/11 vs. Wyoming, 102-78 W

**BYU scored 110 points**

12/22/09 vs. Nevada 110-104 W

**BYU scored less than 50 points in a game**

1/15/08 at UNLV 41-70 L

**Held opponent to less than 50 points in a game**

12/10/11 at Utah 61-42 W

**BYU scored less than 40 points in a game**

2/21/05 at Air Force 39-70 L

**Held opponent to less than 40 points in a game**

11/23/10 vs. Mississippi Valley State 83-36 W

**Shot 60% from the field**

3/6/10 at TCU, (.623), 38-61

**Opponent shot 60% from the field**

12/22/05 at Utah State, (.600), 36-60

**Shot 70% from the field in a half**

3/6/10 at TCU, (.720), 18-25

**Did not miss a 2-point FG attempt in a half**

2/23/04 vs. Air Force, 13-13 inside the arc, (14-17, .824 overall)

**Shot less than 30% from the field**

2/21/05 at Air Force, (.280), 14-50

**Shot 100% from the free throw line**

11/26/11 vs. Wisconsin (11-11)

**Shot 90% from the free throw line (at least 10 attempts)**

11/30/11 vs. Northern Arizona, (.900), 9-10

**Shot less than 50% from the free throw line**

11/20/08 vs. North Florida, (.400), 4-10

**Shot 60% on 3-pointers**

1/7/12 vs. San Francisco, (.632), 12-19

**Shot 70% on 3-pointers**

1/26/08 vs. New Mexico, (.813), 13-16

**Opponent scored less than 20 points in the 1st half**

12/10/11 at Utah, 17 (25-17, 61-42 W)

**Opponent scored less than 20 points in the 2nd half**

3/13/12 vs. Iona, 17 (38-17, 78-72 W)

**BYU scored less than 20 points in the 1st half**

2/21/05 at Air Force, 13 (BYU trailed 13-37)

**BYU scored less than 20 points in the 2nd half**

1/15/00 vs. Utah, 19

**Opponent scored 50 or more points in a half**

3/13/12 vs. Iona, 55 (first half)

**BYU scored 50 or more points in the first half**

1/11/11 at Utah, 53

**BYU scored 50 or more points in the second half**

1/14/12 vs. Santa Clara, 50

**BYU scored 60 or more points in the first half**

11/20/10 vs. Chicago State, 60

**BYU scored 60 or more points in the second half**

12/22/09 vs. Nevada, 64

**Won by 50 or more points (largest margin ever)**

12/22/06 vs. W. Oregon (62) 102-40

**Won by 50 or more points**

11/23/10 vs. Mississippi Valley State (50) 86-36

**Won by 40 or more points**

11/23/10 vs. Mississippi Valley State (50) 86-36

**Won by 30 or more points**

2/11/12 vs. Pepperdine (38) 86-48

**Won by 25 or more points**

11/28/12 vs. Montana (25) 85-60

**Lost by 35-plus points**

11/22/04 vs. North Carolina (36) 86-50

**Lost by 30-plus points**

2/21/05 at Air Force (31) 39-70

**Lost by 25-plus points**

1/15/08 at UNLV (29) 70-41

**Played an overtime game**

3/24/11 vs. Florida, 74-83 (OT)

**Won in single overtime**

2/26/08 at New Mexico, 70-69

**Lost in overtime**

3/24/11 vs. Florida, 74-83 (OT)

**Played a double OT game**

11/26/10 vs. South Florida, 77-75 (2OT)

**Played a triple OT game**

2/28/98 at UTEP 76-75 W (3OT)

**Won 15-straight games**

2009-10 (15)

**Won 10-straight games**

2010-11 (10)

**Lost 3-straight games**

2004-05 (three times)  
last time - @ New Mexico, @ Air Force, @ Utah

**Lost 4-straight games**

2004-05 @ New Mexico, @ Air Force, @ Utah, UNLV

**Lost 5-straight games**

2004-05 @ UNM, @ AFA, @ Utah, UNLV, vs. UNM (at MWC)

**Lost 9-straight games**

1997-98

**Lost 10-straight games**

1996-97 (21) - school record

**Played an NCAA Tournament game**

3/15/12 vs. Marquette-NCAA 2nd Round, 68-88

**Won an NCAA Tournament game**

3/13/12 vs. Iona-NCAA 1st Round, 78-72

**Won two NCAA Tournament games**

1980-81 Princeton 60-51, UCLA 78-55, Notre Dame 51-50, then lost to Virginia 60-74  
2010-11 Wofford 74-66, Gonzaga 89-67

**Won three NCAA Tournament games**

1980-81 Princeton 60-51, UCLA 78-55, Notre Dame 51-50, then lost to Virginia 60-74

**Played in the NIT**

3/15/06 at Houston 67-77 L

**Won an NIT game**

3/14/02 vs. UC Irvine 78-55 W

**Won two NIT games**

1999-00 Bowling Green 81-54, So. Illinois 82-57  
Then lost to Notre Dame in quarterfinals

**Won three NIT games**

1965-66 NIT CHAMPIONS  
1950-51 NIT CHAMPIONS

**Won a conference tournament**

2000-01

**Won a regular season conference title**

2010-11

**Won a conference regular season outright**

2007-08

**Defeated a ranked team**

2/2/12 vs. Gonzaga (24/RV), 83-73

**Defeated a ranked team at home**

2/2/12 vs. Gonzaga (24/RV), 83-73

**Defeated a ranked team on the road**

2/26/11 at SDSU (6/4), 80-67

**Was ranked in the top 25 AP Poll**

3/14/11 Ranked 10th

**Was ranked in the top 25 Coaches Poll**

3/29/11 Ranked 13th

**Finished season ranked in the top 25 polls**

2010-11 10th (AP), 13th (Coaches)

Official Basketball Box Score -- Game Totals -- Final Statistics Tennessee State vs BYU 11/09/12 7:05 pm at Provo, Utah, Marriott Center

Tennessee State 66 • 0-1, 0-0 OVC

Box score for Tennessee State vs BYU. Columns include Player, FG, 3-Ptr, Rebounds, PF, TP, A, TO, Blk, Stl, Min. Totals: 23-68 6-21 14-23 14 26 40 24 66 15 17 4 8 200.

FG % 1st Half: 10-26 38.5% 2nd half: 13-42 31.0% Game: 23-68 33.8% 3FG % 1st Half: 4-11 36.4% 2nd half: 2-10 20.0% Game: 6-21 28.6% FT % 1st Half: 4-7 57.1% 2nd half: 10-16 62.5% Game: 14-23 60.9%

BYU 81 • 1-0, 0-0 WCC

Box score for BYU 81 vs Tennessee State. Columns include Player, FG, 3-Ptr, Rebounds, PF, TP, A, TO, Blk, Stl, Min. Totals: 30-55 5-14 16-25 3 37 40 19 81 20 17 8 4 200.

FG % 1st Half: 14-29 48.3% 2nd half: 16-26 61.5% Game: 30-55 54.5% 3FG % 1st Half: 2-9 22.2% 2nd half: 3-5 60.0% Game: 5-14 35.7% FT % 1st Half: 4-5 80.0% 2nd half: 12-20 60.0% Game: 16-25 64.0%

Officials: James Giron, Marc Beasley, Jeffrey Kent Technical fouls: Tennessee State-None. BYU-None. Attendance: 16283

Score by periods table: 1st 2nd Total Tennessee State 28 38 66, BYU 34 47 81.

Last FG - TSU 2nd-01:13, BYU 2nd-00:49. Largest lead - TSU by 5 1st-12:52, BYU by 19 2nd-02:07.

Official Basketball Box Score -- Game Totals -- Final Statistics Georgia State vs BYU 11/13/12 7:05 pm at Provo, Utah, Marriott Center

Georgia State 62 • 0-2

Box score for Georgia State vs BYU. Columns include Player, FG, 3-Ptr, Rebounds, PF, TP, A, TO, Blk, Stl, Min. Totals: 23-65 3-22 13-15 11 22 33 14 62 9 14 3 13 200.

FG % 1st Half: 9-34 26.5% 2nd half: 14-31 45.2% Game: 23-65 35.4% 3FG % 1st Half: 2-12 16.7% 2nd half: 1-10 10.0% Game: 3-22 13.6% FT % 1st Half: 6-6 100.0% 2nd half: 7-9 77.8% Game: 13-15 86.7%

BYU 80 • 2-0

Box score for BYU 80 vs Georgia State. Columns include Player, FG, 3-Ptr, Rebounds, PF, TP, A, TO, Blk, Stl, Min. Totals: 31-60 8-20 10-12 8 33 41 15 80 21 16 6 12 200.

FG % 1st Half: 18-31 58.1% 2nd half: 13-29 44.8% Game: 31-60 51.7% 3FG % 1st Half: 6-12 50.0% 2nd half: 2-8 25.0% Game: 8-20 40.0% FT % 1st Half: 2-2 100.0% 2nd half: 8-10 80.0% Game: 10-12 83.3%

Officials: Michael Reed, Gregory Nixon, Mark Cook Technical fouls: Georgia State-None. BYU-None. Attendance: 13181

Score by periods table: 1st 2nd Total Georgia State 26 36 62, BYU 44 36 80.

Last FG - GSU 2nd-00:23, BYU 2nd-02:00. Largest lead - GSU None, BYU by 29 1st-10:31.

Official Basketball Box Score -- Game Totals -- Final Statistics Florida State vs BYU 11/16/12 7:10 p.m. at Brooklyn, N.Y. (Barclays Center)

Florida State 88 • 2-1

Box score for Florida State vs BYU. Columns include Player, FG, 3-Ptr, Rebounds, PF, TP, A, TO, Blk, Stl, Min. Totals: 29-50 11-20 19-27 8 33 41 23 88 20 20 8 4 200.

FG % 1st Half: 15-25 60.0% 2nd half: 14-25 56.0% Game: 29-50 58.0% 3FG % 1st Half: 4-8 50.0% 2nd half: 7-12 58.3% Game: 11-20 55.0% FT % 1st Half: 10-13 76.9% 2nd half: 9-14 64.3% Game: 19-27 70.4%

BYU 70 • 2-1

Box score for BYU 70 vs Florida State. Columns include Player, FG, 3-Ptr, Rebounds, PF, TP, A, TO, Blk, Stl, Min. Totals: 25-75 6-25 14-19 22 18 40 26 70 18 12 5 10 200.

FG % 1st Half: 13-36 36.1% 2nd half: 12-39 30.8% Game: 25-75 33.3% 3FG % 1st Half: 3-12 25.0% 2nd half: 3-13 23.1% Game: 6-25 24.0% FT % 1st Half: 6-7 85.7% 2nd half: 8-12 66.7% Game: 14-19 73.7%

Officials: Karl Hess, Les Jones, Ray Natili Technical fouls: Florida State-None. BYU-None. Attendance:

Score by periods table: 1st 2nd Total Florida State 44 44 88, BYU 35 35 70.

Last FG - FS 2nd-04:01, BYU 2nd-02:08. Largest lead - FS by 27 2nd-09:47, BYU None.

Score tied - 1 time. Lead changed - 0 times.

Official Basketball Box Score -- Game Totals -- Final Statistics BYU vs Notre Dame 11/17/12 7:00 p.m. at Brooklyn, N.Y. (Barclays Center)

BYU 68 • 2-2

Box score for BYU 68 vs Notre Dame. Columns include Player, FG, 3-Ptr, Rebounds, PF, TP, A, TO, Blk, Stl, Min. Totals: 24-63 3-14 17-22 16 21 37 22 68 16 9 0 5 200.

FG % 1st Half: 11-31 35.5% 2nd half: 13-32 40.6% Game: 24-63 38.1% 3FG % 1st Half: 2-8 25.0% 2nd half: 1-6 16.7% Game: 3-14 21.4% FT % 1st Half: 8-12 66.7% 2nd half: 9-10 90.0% Game: 17-22 77.3%

Notre Dame 78 • 3-1

Box score for Notre Dame 78 vs BYU. Columns include Player, FG, 3-Ptr, Rebounds, PF, TP, A, TO, Blk, Stl, Min. Totals: 25-48 6-13 22-28 7 27 34 16 78 14 13 7 4 200.

FG % 1st Half: 11-26 42.3% 2nd half: 14-22 63.6% Game: 25-48 52.1% 3FG % 1st Half: 1-7 14.3% 2nd half: 5-6 83.3% Game: 6-13 46.2% FT % 1st Half: 8-10 80.0% 2nd half: 14-18 77.8% Game: 22-28 78.6%

Officials: Brian Dorsey, Tim Kelly, Jerry Heater Technical fouls: BYU-None. Notre Dame-None. Attendance:

Score by periods table: 1st 2nd Total BYU 32 36 68, Notre Dame 31 47 78.

Last FG - BYU 2nd-00:36, ND 2nd-03:36. Largest lead - BYU by 7 2nd-14:45, ND by 10 2nd-00:02.

Score tied - 12 times. Lead changed - 10 times.





**2012-13 SEASON STATISTICS**  
**BYU Combined Team Statistics (as of Dec 01, 2012)**  
**All games**

<b>RECORD:</b>	<b>OVERALL</b>	<b>HOME</b>	<b>AWAY</b>	<b>NEUTRAL</b>
ALL GAMES	5-3	4-0	0-1	1-2
CONFERENCE	0-0	0-0	0-0	0-0
NON-CONFERENCE	5-3	4-0	0-1	1-2

#	Player	gp-gs	min	avg	Total		3-Point		F-Throw		Rebounds					pts	avg							
					fg-fga	fg%	3fg-fga	3fg%	ft-fa	ft%	off	def	tot	avg	pf			dq	a	to	blk	stl		
03	HAWS, Tyler	8-8	265	33.1	60-125	.480	11-30	.367	36-39	.923	15	29	44	5.5	11	0	25	23	2	10	167	20.9		
00	DAVIES, Brandon	8-8	217	27.1	52-98	.531	1-4	.250	45-66	.682	16	44	60	7.5	25	0	25	24	14	11	150	18.8		
13	ZYLSTRA, Brock	8-8	228	28.5	26-61	.426	14-36	.389	8-10	.800	3	30	33	4.1	21	0	21	8	1	11	74	9.3		
10	CARLINO, Matt	8-5	186	23.3	21-60	.350	3-22	.136	5-8	.625	7	16	23	2.9	8	0	36	13	0	9	50	6.3		
12	SHARP, Josh	8-7	188	23.5	21-35	.600	0-1	.000	6-9	.667	19	19	38	4.8	20	0	3	10	7	2	48	6.0		
02	CUSICK, Craig	8-3	199	24.9	14-39	.359	9-25	.360	5-9	.556	2	23	25	3.1	11	0	22	11	0	9	42	5.3		
33	AUSTIN, Nate	8-0	106	13.3	11-27	.407	1-3	.333	6-12	.500	16	17	33	4.1	12	0	3	6	5	4	29	3.6		
42	HARWARD, Ian	8-0	45	5.6	6-15	.400	0-0	.000	6-8	.750	4	7	11	1.4	18	1	1	3	1	1	18	2.3		
05	AMBROSINO, Agustin	8-1	54	6.8	6-12	.500	5-11	.455	0-0	.000	2	6	8	1.0	9	0	2	7	2	1	17	2.1		
01	DELGADO, Raul	6-0	48	8.0	4-13	.308	1-5	.200	0-0	.000	2	4	6	1.0	7	0	4	1	0	2	9	1.5		
23	CALVERT, Cory	7-0	46	6.6	4-14	.286	1-6	.167	0-0	.000	0	3	3	0.4	6	0	3	2	0	1	9	1.3		
20	WINDER, Anson	5-0	18	3.6	0-1	.000	0-1	.000	1-2	.500	1	1	2	0.4	2	0	0	0	0	0	1	0.2		
Team											13	18	31											
Total.....		8	1600		225-500	.450	46-144	.319	118-163	.724	100	217	317	39.6	150	1	145	109	32	61	614	76.8		
Opponents.....		8	1600		198-463	.428	48-142	.338	130-174	.747	75	201	276	34.5	151	5	107	120	27	59	574	71.8		

<b>TEAM STATISTICS</b>	<b>BYU</b>	<b>OPP</b>	<b>Date</b>	<b>Opponent</b>	<b>Score</b>	<b>Att.</b>
SCORING	614	574	11/09/12	TENNESSEE STATE	w 81-66	16283
Points per game	76.8	71.8	11/13/12	GEORGIA STATE	w 80-62	13181
Scoring margin	+5.0	-	11/16/12	vs Florida State	L 70-88	6433
FIELD GOALS-ATT	225-500	198-463	11/17/12	vs Notre Dame	L 68-78	5502
Field goal pct	.450	.428	11/21/12	UTSA	w 81-62	16475
3 POINT FG-ATT	46-144	48-142	11/24/12	CAL STATE NORTHRIDGE	w 87-75	20900
3-point FG pct	.319	.338	11/28/12	vs Montana	w 85-60	12378
3-pt FG made per game	5.8	6.0	12-01-12	at Iowa State	L 62-83	13739
FREE THROWS-ATT	118-163	130-174	* - Conference game			
Free throw pct	.724	.747				
F-Throws made per game	14.8	16.3				
REBOUNDS	317	276				
Rebounds per game	39.6	34.5				
Rebounding margin	+5.1	-				
ASSISTS	145	107				
Assists per game	18.1	13.4				
TURNOVERS	109	120				
Turnovers per game	13.6	15.0				
Turnover margin	+1.4	-				
Assist/turnover ratio	1.3	0.9				
STEALS	61	59				
Steals per game	7.6	7.4				
BLOCKS	32	27				
Blocks per game	4.0	3.4				
ATTENDANCE	66839	38052				
Home games-Avg/Game	4-16710	1-13739				
Neutral site-Avg/Game	-	3-8104				

<b>Score by Periods</b>	<b>1st</b>	<b>2nd</b>	<b>Totals</b>
BYU	318	296	614
Opponents	276	298	574