

BYU FOOTBALL

SPRING

2013 GUIDE





**LB KYLE VAN NOY
ALL-AMERICAN**

**2013 HONORS
CANDIDATE**

The 2013 BYU Football Prospectus is designed to provide local, regional and national media with useful information about the BYU football program. Additional information, including bios on all players, are available online at byu-cougars.com. Should you require additional information, such as photographs, video or other inquiries, please contact the BYU Athletic Communications office at (801) 422-8948. We appreciate your coverage of BYU football and look forward to working with you this season.



**WR CODY HOFFMAN
ALL-AMERICAN**

**2013 HONORS
CANDIDATE**

TABLE OF CONTENTS

1

INTRODUCTION

Introduction1
 Table of Contents2
 2013 Schedule.3
 BYU Quick Facts.4-5

6

2013 SEASON PREVIEW

Season Outlook.6-8
 Spring Storylines.9
 Worth Noting10
 Independence, ESPN, BYUtv .11
 Tradition, Spirit, Honor. .12-13
 Honors Candidates14-17
 Top Returning Stat Leaders. .18
 Lettermen Breakdown19
 2012 Starts/Pronunciation . .20
 Roster21-23
 2013 Recruiting Class. . . .24

26

BYU COACHING STAFF

Bronco Mendenhall Bio . 26-28
 Assistant Coaches29

30

2012 SEASON REVIEW

Season in Review30-31
 2012 Statistics.32-57

SPRING PROSPECTUS CREDITS

Produced by: Kenny Cox, Brett Pyne and Dave Broberg
Layout & Design by: Erin Tew, Blaine Panell, Dave Broberg and Kenny Cox
Editorial content provided by: Kenny Cox, Brett Pyne and Ralph Sokolowsky
Editing by: Brett Pyne, Kenny Cox, and Whitney Weekes
Photography by: Mark Philbrick & Jaren Wilkey



2013 SCHEDULE

DATE	DAY	OPP	PLACE	TIME/TV
Aug. 31	Sat	Virginia	Charlottesville, VA	TBA
Sept. 7	Sat	Texas	Provo, UT	TBA
Sept. 21	Sat	Utah	Provo, UT	TBA
Sept. 27	Fri	Middle Tennessee St.	Provo, UT	TBA
Oct. 4	Fri	Utah State	Logan, UT	TBA
Oct. 12	Sat	Georgia Tech	Provo, UT	TBA
Oct. 19	Sat	Houston	Houston, TX	TBA
Oct. 26	Sat	Boise State	Provo, UT	TBA
Nov. 9	Sat	Wisconsin	Madison, WI	TBA
Nov. 16	Sat	Idaho State	Provo, UT	TBA
Nov. 23	Sat	Notre Dame	South Bend, IN	TBA
Nov. 30	Sat	Nevada	Reno, NV	TBA

Subject to change, all times local to site



2013 BYU FOOTBALL

::Quick Facts

UNIVERSITY INFORMATION

Location: Provo, Utah
 Founded: Oct. 15, 1875
 Elevation: 4,553 feet
 Enrollment: 33,336
 Nickname: Cougars
 Mascot: Cosmo
 Colors: Dark Blue and White
 Stadium (capacity): LaVell Edwards Stadium (63,470)
 Surface: Natural Grass
 President: Cecil O. Samuelson
 Athletics Director: Tom Holmoe

MEDIA RELATIONS

Football Media Relations: Brett Pyne
 Office Phone: 801-422-4912
 Cell Phone: 801-367-1631
 Football Assistant Kenny Cox
 Office Number 801-422-8999
 Cell Phone 801-473-7434
 Media Relations Main Office: 801-422-8948
 Media Relations Fax: 801-422-0633
 Edwards Stadium Press Box: 801-422-2609
 Website: www.byucougars.com
 Address: 30 SFH; Provo, UT 84602

FOOTBALL STAFF

Head Coach: . Bronco Mendenhall (Oregon State, '88)
 Seasons: entering 9th
 Career Record: 74-29 (.718)
 Record at BYU: same
 Off. Coordinator/Asst. Head Coach: Robert Anae, 7th Yr.
 Offensive Line: Garrett Tujague, 1st Yr.
 Running Backs: Mark Atuaia, 1st Yr.
 Receivers: Guy Holliday, 1st Yr.
 Quarterbacks Jason Beck, 1st Yr.
 Inside Linebackers: Paul Tidwell, 13th Yr.
 Defensive Line: Steve Kaufusi, 12th Yr.
 Defensive Coordinator/Secondary: . Nick Howell, 4th Yr.
 Sp. Teams Coord./Outside LBs: . Kelly Poppinga, 3rd Yr.
 Strength & Conditioning: Jay Omer, 13th Yr.
 Offensive Graduate Assistant Andrew George
 Offensive Graduate Assistant Matt Edwards
 Defensive Graduate Assistant Jason Walker
 Defensive Graduate Assistant Jason Kaufusi
 Director of Football Operations: Duane Busby
 High School Relations Dir.: Patrick Hickman
 Video Coordinator: Lane Olson
 Equipment Manager: Mick Hill
 Head Football Trainer Jeff Hurst
 Director, Student Academic Center Trevor Wilson





FOOTBALL TEAM INFORMATION

Defense: 3-4
 Offense: Multiple Formation
 2012 Record: 8-5
 Affiliation FBS Independent

PROGRAM HISTORY

National Championships: 1 (1984)
 Conference Championships: 23 (last 2007)
 Bowl Appearances: 31
 Bowl Record: 13-17-1
 Last Bowl Appearance: 2012 Poinsettia Bowl
 W, 23-6 vs. San Diego State
 Last Bowl Victory: 2012 Poinsettia Bowl
 (23-6 vs. San Diego State)
 Bowl Streak: 8 (6-2 record)
 Current Bowl Win Streak: 4*
 First Year of Football: 1922
 All-time Record: 530-388-26 (.575)
 All-time Home Record: 289-131-6 (.685)
 All-time Road Record: 216-237-19 (.478)
 All-time Neutral Record 26-20-1 (.564)
 All-time Independent Record: 18-8 (.692)
 Stadium Record: 216-66 (.766)
 Stadium Record (since 1982 expansion):147-41 (.782)
 Stadium Record (since 2000 renaming):56-18 (.757)

*program record

STARTERS/LETTERWINNERS RETURNING

Letterwinners Returning/Lost: 46/25
 Offensive Letterwinners Returning/Lost: 27/11
 Defensive Letterwinners Returning/Lost: 19/14
 Specialist Letterwinners Returning/Lost (also
 counted among off/def): 2/2
 Offensive Starters Returning/Lost: 8/3
 Other Offensive Returners with Starting Exp. 6
 Defensive Starters Returning/Lost: 6/6
 Other Defensive Returners with Starting Exp. 1





THIS IS COUGAR FOOTBALL

2013 BYU FOOTBALL SEASON PREVIEW



FACING ONE OF PROGRAM'S TOUGHEST SCHEDULES, 2013 SQUAD PREPARES FOR THE CHALLENGE

BYU's second season as an independent ended with an 8-5 record, a program-best fourth-consecutive bowl victory and the No. 3-rated defense in the nation. All-American linebacker Kyle Van Noy led the charge last year and returns for his senior year to set the tone for the Cougars one more time in 2013. BYU has 14 returning starters (eight offense, six defenses) along with its place-kicker and primary return specialist. The Cougars will need to replace starters at quarterback, offensive line, defensive line, middle linebacker, cornerback and punter. Several freshmen and underclassmen saw time in 2012 and will be competing for starting spots and contributing roles for the 2013 campaign. BYU also saw a change in the makeup of the coaching staff in the offseason as Robert Anae rejoined the staff as the offensive coordinator and four other new offensive coaches will look to revamp the Cougar offensive attack. With the pieces in place and a daunting 2013 schedule ahead, the new-look BYU squad is gearing up for the new year.

SCHEDULE

BYU's 2013 schedule may be the toughest in program history. The 12-game schedule with six road games and six home games includes fellow independent Notre Dame and teams from eight different conferences, including the Atlantic Coast, Big Ten, Big 12, Pac-12, Big East, Conference USA, Mountain West and Big Sky.

BYU will face seven teams that participated in bowl games during the 2012 season, including Texas, Wisconsin, Georgia Tech, Boise State, Utah State, Nevada and Notre Dame, which played Alabama for the BCS National Championship. Four teams finished the 2012 season ranked in both the AP Top 25 and USA Today Coaches Poll, including Notre Dame (No. 4/No. 3), Utah State (16/17), Boise State (18/14) and Texas (19/18).

Eight of the 12 opponents on the Cougars 2013 schedule finished last season with a winning record, with FBS opponents combined for an 87-54 (.617) record in 2012.

QUARTERBACK

After playing in six games and starting two, sophomore Tayson Hill enters spring with the most game experience under his belt. The 6-foot-2, 218-pound dual-threat speedster led BYU to wins in both starts, passing for 425 yards and four touchdowns and rushing for another 336 and four scores on 55 carries.

Hill won't be alone in the quarterback battle with redshirt sophomore Ammon Olsen pushing Hill for the starting job. The 6-foot-3, 209-pounder from Draper, Utah, manned the scout team last year and played in six games at Southern Utah before an LDS mission. BYU also has senior Jason Munns, a 6-foot-5, 250 pound pocket passer with plenty of experience in the program ready to compete as well. True freshman Billy Green from King's High School in Seattle enrolled in school early and will compete along with Snow College transfer Christian Stewart. Freshman Tanner Mangum will also participate in spring before leaving on a Church mission.

RUNNING BACK

BYU has a loaded backfield in 2013 with the return of both Jamaal Williams after a record-setting true freshman season and senior Michael Alisa, who started five games in 2012 before his season was cut short with a broken arm. Williams, at 6-foot, 190 pounds, ran for 775 yards and 12 touchdowns, both BYU records for a true freshman. He also added 27 receptions for 315 yards and one touchdown. Alisa, more of a bruiser at 6-foot-1, 220 pounds, started the first five games before his injury, rushing 58 times for 222 yards and one score. With both proven talents in the backfield, the Cougar ground game looks to be in good hands.

BYU also will have Iona Pritchard, a combo-type back at 6-foot, 244 pounds as well as rugby star Paul Lasike. Lasike learned the game quickly and contributed with 33 carries for 129 yards and two touchdowns last season. Talented athlete Adam Hine is back after being hampered by injury in 2012 along with returned missionary AJ Moore. In the fall, Algernon Brown will return from a mission to help out as well.

WIDE RECEIVER

All-American Cody Hoffman, BYU's top receiver for three straight years, returns for his senior season after finishing 2012 with his best season yet with 100 catches, 1,248

yards and 11 touchdowns. At 6-foot-4, 215 pounds, "The Hoff" is poised to finish his career as statistically the best in school history, needing just 19 receptions, 538 yards and three receiving touchdowns to become the school's leader in each respective category.

Lining up with Hoffman will be junior Ross Apo, another tall target who caught 31 passes for 311 yards as a sophomore and will look to have a breakout season in 2013. In the slot position, JD Falslev returns as a senior after snagging 37 receptions for 274 yards and two touchdowns.

Senior Skyler Ridley made a big impact last year with 20 catches for 206 yards and one touchdown and strengthen's the receiving core along with junior Brett Thompson and sophomore Cody Raymond who saw time last year and could fit into the rotation in 2013. True freshmen Michael Davis, a speedster from California, could also make an impact in the fall once he joins the program.

TIGHT END

BYU returns all of its tight ends in 2013, including senior Kaneakua Friel, who finished the season with five touchdowns, second on the team. The Cougars will have an experienced group alongside Friel with junior Devin Mahina, senior Richard Wilson and sophomore Stehly Reden. The tight ends caught 49 passes for 573 yards and seven touchdowns last year. With Anae back at the helm of the offense, expect the tight ends to make a bigger impact, similar to the days of All-Americans Jonny Harline and Dennis Pitta.

OFFENSIVE LINE

Offensive line may be where the most competitive position battles take place for the 2013 season. Five players return with starting experience in sophomore tackle Ryker Mathews, guards senior Manaaki Vaitai, junior Solomone Kafu, senior Houston Reynolds and junior Brock Stringham. Mathews, Stringham and Reynolds will all be rehabbing during spring practices.

In the mix will be sophomore Tui Crichton, junior Michael Yeck and sophomore Terrance Alletto as well as freshman Jordan Black off a mission and freshman Brad Wilcox after a redshirt year. BYU also signed eight offensive linemen in the 2013 recruiting class, including four from the junior college ranks, who will be expected to contribute right away in the fall.



JAMAAL WILLIAMS

CODY
HOFFMAN

MICHAEL ALISA



RYKER MATHIEWS



EATHYN MANUMALEUNA

DEFENSIVE LINE

BYU loses three starters on the defensive line, including projected first round NFL Draft pick Ezekiel Ansah. Four-year starter Eathyn Manumaleuna, however, is expected to gain a medical hardship waiver to return in 2013. He went down with a knee injury in the fourth game of 2012.

The Cougars have young talents Bronson Kaufusi and Remington Peck ready to step up. Both saw plenty of action last year at defensive end. Redshirt freshman Theodore King and converted tight end Austin Holt will also look for time. At nose tackle BYU needs to fill the void left by Romney Fuga and will call upon junior college transfer Marques Johnson and sophomore Justin Blackmore to compete, along with returned missionary Tuni Kanuch. Junior college transfer Kalolo Utu in the fall will also enters the mix.



SPENCER HADLEY

OUTSIDE LINEBACKER

The playmaking part of BYU's 3-4 defense focuses on senior leader Kyle Van Noy. The 6-foot-3, 235 pounder decided to put off the NFL for one more year and play his senior season after leading the 2012 defense to a No. 3 ranking. Van Noy finished last season tied for No. 2 in the nation in sacks and forced fumbles along with ranking No. 4 in tackles for loss.



DANIEL SORENSEN

On the opposite side at the strongside position, Spencer Hadley started all 13 games after sliding over from the inside. Hadley finished 2012 with 55 tackles and nine tackles for loss. BYU also has Alani Fua and Jheremmya Leuta-Douyere returning.

INSIDE LINEBACKER

After leading BYU in tackles for two straight years Brandon Ogletree is gone along with Uona Kaveinga, leaving both middle linebacker spots open. Manoa Pikula (Buck) and Uani 'Unga (Mike) both played significant time at each position and look to be front runners to man the starting positions in 2013. The Cougars also return Austen Jorgensen, Tyler Beck and Teu Kautai and add missionary Toloa'i Ho Ching.



JORDAN JOHNSON

CORNERBACK

Jordan Johnson returns at field corner after a productive first year as a starter, but the Cougars will need to find a replacement at boundary with Preston Hadley graduating. Junior college transfer Trenton Trammell is already enrolled but sustained an ACL injury

and will redshirt the 2013 season. Skye PoVey, Jacob Hannemann, Cameron Corner, Adam Hogan, Trevor Bateman and junior college transfer Sam Lee will all look to find time on the field at one of the corner positions.

SAFETY

BYU keeps a tandem of hard-hitting starting safeties with senior Daniel Sorensen and junior Craig Bills. Sorensen, a KAT safety, was second on the team with 68 tackles and led with three picks. Bills took over the starting free safety spot the second half of the year and finished with 47 tackles and five pass breakups. The Cougars also expect senior Mike Hague back after a medical redshirt year. He could also contribute in nickel package and is versatile enough to play boundary corner. Transfers Drew Reilly and Michael Wadsworth are now available and ready to play.



KYLE VAN NOY

KICKERS

All-American punter Riley Stephenson is gone after graduating so the Cougars will need to find a new punter. Options include junior Scott Arellano and freshman Jordan Miller. The kicking duties will continue with senior Justin Sorensen. After battling injuries the past two seasons, the senior looks to finish out his BYU career strong.

RETURNERS

Return man JD Falslev handled both kickoff returns and punt returns for the second half of the 2012 season and likely will begin 2013 the same way. Falslev had 11 kick returns for 286 yards and 26 punt returns for 247 yards. Mike Hague, Jordan Johnson, Cody Hoffman and newcomer Michael Davis could also impact the return game for 2013.



JD FALSLEV

2013 Spring Storylines to Watch

TOUGH SCHEDULE

Spring football will provide a baseline in prepping for a 2013 schedule that appears to be the most daunting in the school's history. The fall schedule is highlighted by home dates with Texas, Utah, Boise State and Georgia Tech with road contests vs. Virginia, Utah State, Notre Dame, Wisconsin and Nevada. Eight of the 12 opponents on the Cougars 2013 schedule finished last season with a winning record. The Cougars' FBS opponents in 2013 combined for an 87-54 (.617) record last year.

SENIOR LEADERSHIP

After having 29 seniors to begin the 2012 season, BYU will have plenty of seasoned veterans on a squad featuring 20 seniors in 2013. Led by Kyle Van Noy, Cody Hoffman, JD Falslev, Eathyn Manunaleuna, Spencer Hadley, Michael Alisa and Daniel Sorensen, BYU will have a strong core heading into the new challenge of 2013. The senior leaders will be expected to set the example for the youngsters and lead the way for the new campaign.

RETURN OF THE VAN NOY

Despite speculation Van Noy would forego his senior season and enter the draft following a stellar junior year, the 6-foot-3, 235-pounder opted to stay in school and finish what he started at BYU for one more year. Now a senior, Van Noy will help prep the 2013 defense in spring one more time, helping to cement his place in Cougar history and finish as one of BYU's all-time greats.

QUARTERBACK BATTLE

After multiple injuries in 2012, the Cougars will hope to find the starter in spring ball for 2013. Sophomore Taysom Hill had two starts and six appearances in 2012. Hill went 2-0 in his two starts and put up good numbers, completing nearly 60 percent of his passes for 425 yards and four touchdowns. The dual-threat athlete also ran for 336 yards and four scores.

Sophomore Ammon Olsen ran the scout team in 2012 after a mission

and transfer from Southern Utah. Olsen earned praise from coaches and defensive players for his play-making ability in practice. Senior Jason Munns saw action in 2012 and has all the talent to compete in 2013 with a big arm and frame, coming in at 6-5 and 250 pounds. Freshman Billy Green joined the Cougars as a midyear enrollee and will look to get snaps in spring as another new face in the mix. Christian Stewart adds depth after a transfer from Snow College and Tanner Mangum will also participate in spring drills before heading off on a church mission.

NEW PLACES, NEW FACES

BYU revamped the offensive coaching staff for the 2013 season. The new staff includes Robert Anae, returning as the offensive coordinator for a second go-around with the Cougars after a two-year stint at Arizona. Joining Anae will be offensive line coach Garrett Tujague, running backs coach Mark Atuaia, receivers coach Guy Holliday and quarterbacks coach Jason Beck. The new staff brings a variety of backgrounds and experience and will look to get the preparations for next year started this spring.

GO FAST, GO HARD


With Anae leading the offense once again, he's brought the mantra of "Go fast, go hard" to the team. Players conditioning has been ramped up with the expectation of nothing less than 100 percent on every drill, every rep and every workout.

OFFENSIVE LINE POSITIONS

BYU's offensive line had some struggles in 2012 but some new players, new coaches and spring ball will provide the opportunity to improve. Starters from 2012 will have the upperhand but essentially every spot will be up for grabs in spring to find the best combination possible to protect the signal caller for 2013. Anae and Tujague look to mold the offensive line into a strength of the team yet again.



TAYSOM HILL



ROBERT ANAE





WORTH NOTING

Since LaVell Edwards became the head coach of BYU in 1972, BYU ranks No. 5 in total wins with 357. Just four teams (Nebraska - 398, Oklahoma - 378, Ohio State - 369 and Michigan - 366) have more victories than BYU over that timespan. Head coach Bronco Mendenhall took the team from No. 7 in total wins with 283 wins entering the 2005 season and has since added his 74 to move BYU up to No. 5 with 357 total and counting.

BYU has a proven system in place under Mendenhall. In his eight years as head coach, he has the highest win percentage of any coach in BYU history at .718 (74-29). He won more games in his first 100 contests coached than hall of famer LaVell Edwards.

BYU's 74-29 record in Mendenhall's eight seasons ranks No. 12 nationally in that timeframe. Only 11 teams have more wins over the last eight seasons. The Cougars also rate well in win percentage. BYU's .718 winning percentage is ranked No. 14 overall in the past eight seasons.

BYU has earned a bowl invitation each of Mendenhall's eight years and no school in the country has achieved more than BYU's six postseason victories over that timespan. BYU is one of seven programs with six bowl wins since 2005 (along with Alabama, Florida, Florida State, TCU, Texas and Utah). BYU and Florida State are the only two teams in the nation that have won six bowl games over the past seven seasons.

BYU has won four straight bowl games for the first time in school history. The Cougars are one of only four teams to win a bowl game each of the last four seasons, along with BCS National Champion Alabama, Boise State and Florida State.

BYU is tied for ninth among teams with the most 10-win seasons in the past eight years. BYU has five 10-win seasons since 2005. Only 8 teams have had more 10-win seasons over the past eight years (Boise State, Ohio State, Va. Tech, TCU, Alabama, LSU, Oklahoma, and Oregon), and BYU is one of just 14 programs with at least five double-digit victories in that timeframe.

BYU is the only school with an exclusive television deal with ESPN. BYU just finished its second season as an independent football program. Over the past two seasons, only 8 teams in the nation have had more games than BYU's 18 broadcasts on a national television channel. (Notre Dame 26, LSU 21, Alabama 20, Nebraska 20, Wisconsin 20, Clemson 19, Ohio State 19, South Carolina 19, **BYU 18**).

BYU consistently has one of the top attendance averages in the West. In 2012, BYU's average home attendance of 61,161 ranked No. 3 in the West behind only USC and UCLA.

BYU IN NATIONAL STATISTICAL CATEGORIES

In the past eight seasons BYU has finished ranked in the top 25 in various national statistical categories 127 times (58 defense, 47 offense, 20 special teams, 2 misc.). The Cougars have achieved 78 top-15 statistical rankings, 58 top-10 rankings and 27 top-5 rankings in that span. Below is a year-by-year listing of some of the major categories BYU has been ranked in.

2012

- #1 third-down defense
- #2 red zone defense
- #3 rush defense
- #3 scoring defense
- #3 total defense
- #4 first downs defense
- #5 kicks/punts blocked
- #6 punting average
- #7 fourth-down conversions
- #10 passing defense
- #11 pass breakups
- #16 time of possession
- #19 pass efficiency defense
- #19 kickoff return average
- #20 total sacks
- #23 total tackles for loss
- #24 time of possession

2011

- #5 third-down conversions
- #8 red zone defense
- #11 pass breakups
- #13 total defense
- #14 kickoff average
- #15 pass efficiency defense
- #19 rushing defense
- #19 first downs per game
- #22 scoring defense
- #24 time of possession
- #25 punt return average

2010

- #15 red zone efficiency
- #17 punt return defense
- #21 third-down efficiency
- #22 first down defense
- #23 pass defense
- #24 total defense

2009

- #1 third-down conversion percentage
- #3 passing efficiency
- #8 tackles for loss allowed
- #11 scoring offense
- #15 first down offense
- #16 red zone efficiency
- #17 passing offense
- #21 total offense, rushing defense

2008

- #2 third-down efficiency, fumbles recovered
- #4 tackles for loss allowed
- #5 fourth-down efficiency
- #6 passing offense
- #9 kickoff returns
- #10 first downs offense
- #13 passing efficiency
- #15 turnovers gained
- #16 total offense
- #20 scoring offense

2007

- #5 time of possession
- #6 fourth-down efficiency
- #8 kick return defense
- #9 rush defense, scoring defense
- #10 total defense
- #12 fourth down defense
- #14 passing offense
- #16 tackles for loss allowed
- #17 kickoff returns
- #18 pass efficiency defense, punt return defense
- #21 third-down efficiency
- #25 total offense

2006

- #2 passing efficiency, fewest fumbles lost, fewest turnovers lost, third-down efficiency
- #4 total offense, passing offense, turnover margin
- #5 scoring offense
- #8 tackles for loss allowed
- #10 scoring defense, time of possession
- #12 interceptions
- #14 sacks allowed
- #16 pass efficiency defense
- #18 interceptions thrown
- #20 punt returns
- #25 third-down defense

2005

- #6 passing offense
- #9 time of possession
- #13 total offense
- #16 fumbles lost
- #17 third-down efficiency
- #18 tackles for loss allowed
- #21 fumbles recovered
- #24 scoring offense

ESPN, BYUtv PARTNERSHIP

On September 1st, 2010, BYU took a step in a new direction when it announced it would begin competition as a football independent for the 2011 season. The Cougars are heading into their third season as an independent, with 2013 shaping up to be the most challenging and unique schedule to date in school history.

BYU also embarked on an 8-year partnership with ESPN to televise Cougar football on the sports leader's family of networks. BYU is the only school with an exclusive television deal with ESPN and played 21 of 26 games on one of the ESPN networks over the past two seasons.

"BYU is nationally recognized as an outstanding university and for the history and tradition of its premier athletic programs," said Burke Magnus, ESPN senior vice president, college sports programming. "Once BYU decided to chart an independent course for football, we both recognized it is a good opportunity to build and grow our strong 30-year relationship. With this agreement, college football fans around the country will see the quality and pageantry of BYU as well as the passion and enthusiasm of its supporters."

One of the most important goals in becoming an independent was the opportunity for more national exposure for the university and its football program. BYU also sought better access for the Cougars' national fan base and the opportunity to schedule high-profile opponents.

"We've long sought broad, nationwide access to our games for our fans and increased visibility among those who may be less familiar with our university and athletic programs," said BYU President Cecil O. Samuelson. "We've also been looking for ways to take better advantage of our own unique broadcasting resources."

As it was for the past two seasons, every BYU home football game will be televised to a live national audience on the ESPN family of networks or BYUtv. Additionally, BYU fans will be able to view same-day rebroadcasts on BYUtv of every home game and any away game to which ESPN has the rights through conference agreements with the host team.

BYU is the first football program to garner its own exclusive deal with ESPN to broadcast its games. ESPN and ESPN2 are both available in almost 99 million homes, while the 24-hour college sports network ESPNU is distributed to over 73 million homes. ESPN also produces college football games that are broadcast on ABC and its online network, ESPN3.com.

Each year, a minimum of three home games will be carried on ESPN, ESPN2, or ABC. Additional games will be on ESPNU or ESPN3. At least one game each season will be carried live on BYUtv.

BYUtv is available in more than 60 million North American homes and is growing every month. It's on the basic tier of both Dish and DirectTV and is carried by more than 500 cable systems. The network constructed its own state-of-the-art production building that will allow it to televise every game in HD, along with its HD truck with the capability of broadcasting while on the road. Because of BYUtv, BYU is the only program to feature its own live pre and postgame shows along with other special football related content throughout the year.

Competing as an independent also allows BYU the opportunity to play a unique schedule. Since 2011, BYU played teams from the SEC, Pac-12, Big 12, ACC, Conference USA, Western Athletic Conference, Mountain West and fellow independent Notre Dame. For the upcoming 2013 season, the Cougars will compete against Notre Dame again and teams from the Pac-12, ACC, Big 12, Big Ten, Big East C-USA and MW. BYU has future games announced with Michigan, West Virginia, Nebraska, Notre Dame, Wisconsin, Texas, Virginia, Connecticut UCF, East Carolina, Houston, Boise State, Nevada and UNLV among others.

Postseason play has also been a focus with the Cougars going to eight consecutive bowl games under Mendenhall. After competing in the Bell Helicopter Armed Forces Bowl and San Diego County Credit Union Poinsettia Bowl the last two years as an independent, BYU has found a home for '13 season if bowl eligible and not selected to a BCS bowl. The Cougars will travel to San Francisco for the Kraft Fight Hunger Bowl.

BYU continued its success in its first two years as an independent and 2013 will be an exciting time for the school, the program and its worldwide audience.






TRADITION SPIRIT HONOR

Playing football at BYU is a unique experience unlike any other in college athletics. With a heritage that runs deep in on-and-off the field success, members of the team are expected to do all things at a "higher level," in every aspect of life. The program is guided by three distinct values: tradition, spirit and honor.

TRADITION

BYU's football history is packed full of championships, bowl games and national honors. This tradition is something every player that passes through the program will become a part of and appreciate. Since 1974 BYU has played in 31 bowl games, won a National Championship, claimed 23 conference titles and earned 18 national top-25 finishes, including four top-10 finishes. Under head coach Bronco Mendenhall, BYU has posted a record of 74-29, won at least 10 games five of the last seven years and gone to eight straight bowl games, winning a program-first, four in a row. Since the 1970s, BYU has established itself as one of the top football programs in the West.

- 1984 National Champions
- No. 5 in total wins (357) since 1972
- 23 Conference Championships
- 31 Bowl Games
- Top 5 nationally in passing offense 19 times
- Top 25 defense last three seasons (No. 3 in 2012)
- 18 National Top-25 NCAA Finishes
- Ranked in the Top 25 during each of the last seven seasons and 30 of the last 40 years
- Only school with a National Championship and a Heisman, Outland, Doak Walker, Davey O'Brien and Sammy Baugh Trophy

SPIRIT

As a school operated by The Church of Jesus Christ of Latter-day Saints, BYU provides an opportunity for student-athletes to grow mentally, physically and spiritually. BYU seeks to develop students of faith, intellect, and character who have the skills and the desire to continue learning and to serve others throughout their lives. Over 70 percent of BYU's team has served a two-year Church mission. All of BYU's players take part in service opportunities throughout the community. This principle is a large factor in BYU's recruiting approach. Coaches evaluate not only the playing ability and academic achievement of possible recruits but also their moral character. BYU makes it a priority to develop a player's faith, and help make men of strength, courage, fortitude, and service.

- 284 missionaries that have served or are currently serving have been coached or recruited by Bronco


Mendenhall

- 51 players currently serving full-time missions
- 74 players slated to participate in 2013 have served full-time missions in over 30 different countries
- Players and coaches participate in "firesides" or hour-long devotionals the night prior to select games intended to help those attend strengthen or gain a knowledge of our purpose here on earth
- All BYU students must complete at least 14 credit-hours in religion-related coursework
- Players participate weekly in the "Thursday's Heroes" program, inviting families and individuals with special needs to practice to be honored and recognized for their faith, courage and strength

HONOR

All BYU students, including student-athletes, are required to follow the University Honor Code, which is a code of conduct and living that helps improve the lives of university students. Coach Mendenhall has worked hard to instill the principles outlined in the honor code. Members of The Church of Jesus Christ of Latter-day Saints and non-members are expected to maintain the same standards of conduct. All who represent BYU are to maintain the highest standards of honor, integrity, morality, and consideration of others in personal behavior. The basics of BYU's honor code are as follows:

- Be honest
- Live a chaste and virtuous life
- Obey the law and all campus policies
- Use clean language
- Respect others
- Abstain from alcoholic beverages, tobacco, tea, coffee, and substance abuse
- Participate regularly in church services
- Observe the dress and grooming standards
- Encourage others in their commitment to comply with the Honor Code



BALANCE AND PRIORITIES

As a BYU football player, much is expected on the field, in the classroom and in daily life. It is important for athletes to find a balance between all of their various commitments. Coach Mendenhall wants his players to structure their lives with emphasis in the following five areas and in this order: Faith, Family, Knowledge, Friends and Football.

1. FAITH

With BYU being a faith-based institution, players and coaches alike can unite under similar beliefs and backgrounds. Athletes can find strength and comfort in relying on their faith in difficult situations. Their faith allows them to see the larger picture beyond the football field.

2. FAMILY

BYU places a strong emphasis on the importance of family and the strength that comes from building relationships with them. BYU football has always been unique with its family relationships, including married players, sibling teammates and continuing generations of athletes. The team itself has created an atmosphere of family with a brotherhood of teammates, a band of brothers, who care for one another as family.

3. KNOWLEDGE

As student-athletes, gaining all of the knowledge available will always be an important principle for success. BYU football encourages athletes to reach high academic achievement in the classroom. After graduation and throughout their lifetime, student-athletes should continue to learn and grow in knowledge.

4. FRIENDS

Choosing the people you associate with can shape the person that you become. The importance of good friends and associating with people of high character and moral standards will always be a constant principle for BYU football. The team encourages players to be good friends and make lasting friendships while encouraging all to be good examples.

5. FOOTBALL

Many people will wonder why football is placed fifth on this list. At BYU, football and winning are very important, yet after understanding what a BYU football player is supposed to be and what he is supposed to represent, it becomes clear. Year-in and year-out, BYU football will seek to not only win at the highest level but also forever strive to produce successful young men of exceptional moral character.





OFFENSIVE HONORS CANDIDATES

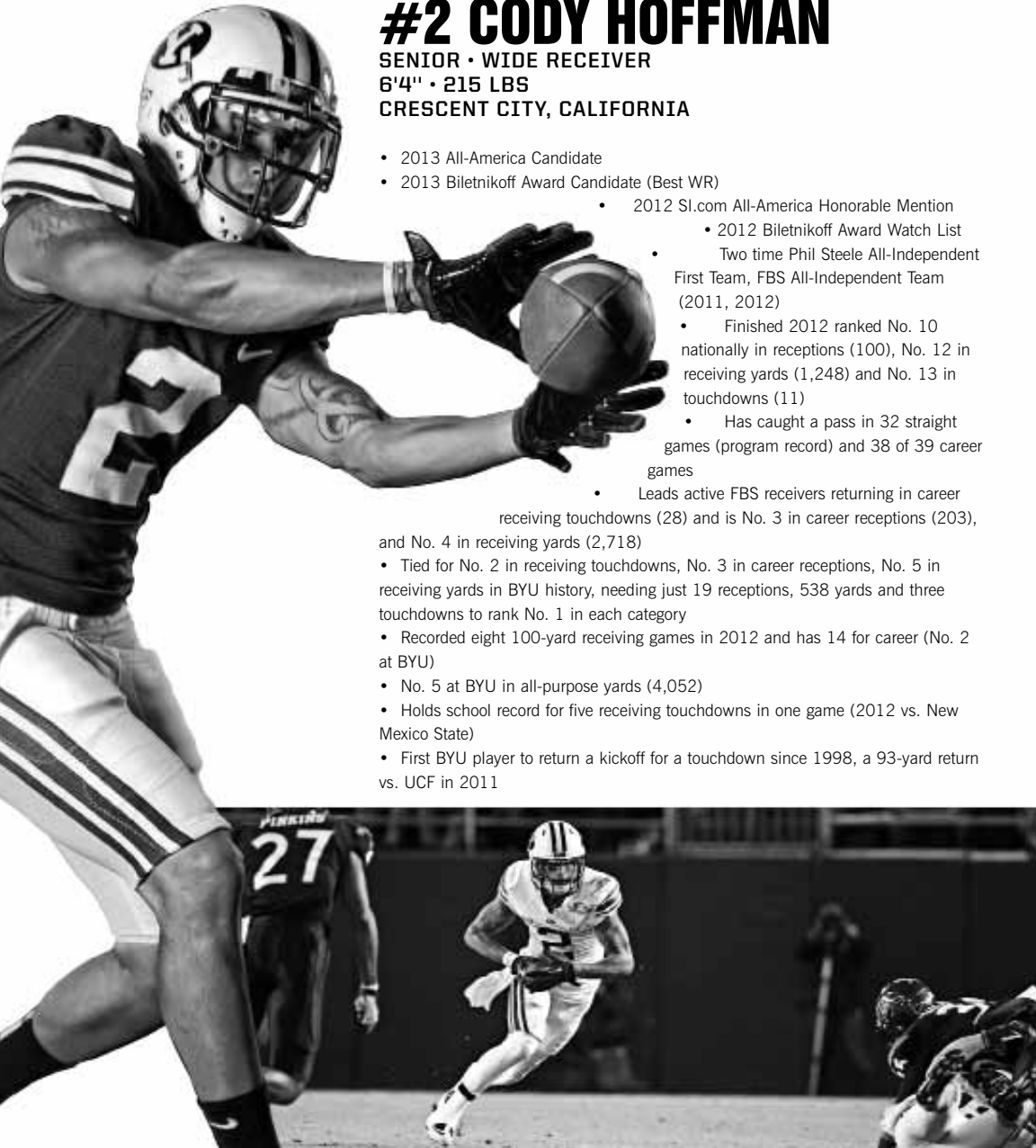
#2 CODY HOFFMAN

SENIOR • WIDE RECEIVER

6'4" • 215 LBS

CRESCENT CITY, CALIFORNIA

- 2013 All-America Candidate
- 2013 Biletnikoff Award Candidate (Best WR)
 - 2012 SI.com All-America Honorable Mention
 - 2012 Biletnikoff Award Watch List
 - Two time Phil Steele All-Independent First Team, FBS All-Independent Team (2011, 2012)
 - Finished 2012 ranked No. 10 nationally in receptions (100), No. 12 in receiving yards (1,248) and No. 13 in touchdowns (11)
 - Has caught a pass in 32 straight games (program record) and 38 of 39 career games
 - Leads active FBS receivers returning in career receiving touchdowns (28) and is No. 3 in career receptions (203), and No. 4 in receiving yards (2,718)
 - Tied for No. 2 in receiving touchdowns, No. 3 in career receptions, No. 5 in receiving yards in BYU history, needing just 19 receptions, 538 yards and three touchdowns to rank No. 1 in each category
 - Recorded eight 100-yard receiving games in 2012 and has 14 for career (No. 2 at BYU)
 - No. 5 at BYU in all-purpose yards (4,052)
 - Holds school record for five receiving touchdowns in one game (2012 vs. New Mexico State)
 - First BYU player to return a kickoff for a touchdown since 1998, a 93-yard return vs. UCF in 2011



HOFFMAN'S CAREER STATS

YEAR	GP	REC	YDS	Y/R	LNG	TD	KR	YDS	AVG	LNG	TD
2010	13	42	527	12.5	37	7	14	380	27.1	51	0
2011	13	61	943	15.5	46	10	36	879	24.4	93	1
2012	13	100	1248	12.5	64	11	3	72	24.0	34	0
TOTAL	39	203	2718	13.4	64	28	53	1331	25.1	93	1

OFFENSIVE/SPECIAL TEAMS HONORS CANDIDATES

**#21 JAMAAL WILLIAMS**

SOPHOMORE • RUNNING BACK • 6'0" • 190 LBS • FONTANA, CALIF.

- 2013 Doak Walker Award candidate
- 2012 Phil Steele All-Independent Second Team
- 2012 FBS All-Independent honorable mention
- 2012 National Freshman of the Year Watch List - College Football Performance Awards
- Set BYU true freshman records with 166 carries, 775 yards and 12 touchdowns
- Second on the team with 315 receiving yards on 27 catches including one touchdown
- Posted season best 155 rushing yards vs. Hawai'i and scored four TDs vs. Georgia Tech

**#42 MICHAEL ALISA**

SENIOR • RUNNING BACK • 6'1" • 220 LBS • LAIE, HAWAII

- 2013 Doak Walker Award candidate
- Started first five games of 2012 before injuring arm
- Named to 2012 Doak Walker Award Watch List
- Before injury, led BYU in rushing with 58 carries, 222 yards and one touchdown
- Also posted six receptions for 23 yards before injury
- Brings good size and speed to the backfield, along with good hands

**#12 JD FALSLEV**

SENIOR • WIDE RECEIVER/KICK & PUNT RETURNER • 5'8" • 184 LBS • LOGAN, UTAH

- 2012 Phil Steele All-Independent First Team as a return specialist
- Named to 2013 FBS All-Independent Team
- Recorded 11 kick returns for 286 yards and 26 punt returns for 247 yards
- First kick returns as primary returner went for 44, 43 and 42 yards
- A clutch receiver in the slot position, he was second on the team with 37 receptions for 274 yards and two touchdowns
- Totaled 109 rushing yards on 18 carries

**#1 ROSS APO**

JUNIOR • WIDE RECEIVER • 6'3" • 206 LBS • ARLINGTON, TEX.

- 2012 Phil Steele All-Independent Second Team
- Started all 12 games played (missed one game with injury)
- Caught 31 passes for 311 yards and one touchdown
- Recorded two of three longest receptions on team in 2012 (43, 53 yards)
- Caught a pass in 11 of 12 games last season and 22 of 26 games played

**#82 TE KANEAKUA FRIEL**

SENIOR • TIGHT END • 6'5" • 250 LBS • KANEHOE, HAWAII

- 2012 Phil Steele All-Independent Second Team
- Named National Tight End of the Week (Sept. 3) - College Football Performance Awards
- Second on the team with five receiving touchdowns
- Recorded 30 receptions for 308 yards
- Started all 13 games at tight end, catching a pass in nine

**#72 RYKER MATHEWS**

SOPHOMORE • OFFENSIVE LINE • 6'6" • 292 LBS • AMERICAN FORK, UTAH

- Started all 13 games of freshmen season at left tackle
- Helped BYU average over 150 yards on the ground and almost 250 through the air
- Tied for the team lead in pancake blocks in 2013
- Versatile, athletic lineman that can play multiple positions



DEFENSIVE HONORS CANDIDATES

#3 KYLE VAN NOY

SENIOR • LINEBACKER

6'3" • 235 LBS

RENO, NEVADA

- 2013 All-America candidate
- 2013 candidate for Bednarik Award, Nagurski Trophy, Butkus Award, Lombardi Award, Maxwell Award and Walter Camp Award
 - Named 2012 National Defensive Player of the Year and Linebacker of the Year - College Performance Awards
 - Earned 2012 All-America honors from CBSSports.com (second team), The Associated Press (third team), Phil Steele (third team), College Sports Madness (third team) and SI.com (honorable mention)
 - Named to 2012 ESPN, USA Today and CBSSports.com All-Bowl Teams for leading BYU to a 23-6 win over SDSU with eight tackles, 3.5 tackles for loss, 1.5 sacks, forced one fumble, blocked a kick and returned both an interception and a fumble for touchdowns
 - Two-time Phil Steele All-Independent First Team, FBS All-Independent Team (2011, 2012)
 - Only FBS Division I player to record a stat in the every major defensive category: tackle, tackle for loss, sack, interception, pass breakup quarterback hurry, fumble recovery, forced fumble, blocked kick and touchdown - doing it in both 2011 and 2012
- In 2012, tied for No. 2 nationally in sacks (13.0) and fumbles forced (6) and was No. 4 in tackles for loss (22.0)
- Also recorded 53 tackles in 2012 along with two interceptions, one fumble recovery, eight quarterback hurries, five pass breakups, blocked two kicks and scored two defensive touchdowns (four defensive TD's in career)
- Part of 2012 defensive unit ranked No. 3 in nation in total defense (266.1 yards per game allowed) and No. 13 in 2011 (312.9 ypg)



VAN NOY'S CAREER STATS

YEAR	GP	SOLO	AST	TOT	TFL/YDS	SACK/YDS	INT	YDS	TD	FF	FR	YDS	QBH	PBU	BLK
2010	13	24	11	35	7.5/38	2.0/19	0	0	0	2	1	44	2	2	0
2011	13	50	18	68	15/93	7.0/54	3	79	0	3	1	3	10	3	1
2012	13	37	16	53	22/120	13.0/90	2	26	1	6	1	0	8	5	2
TOTAL	39	111	45	156	44.5/251	22.0/163	5	105	1	11	3	47	20	10	3

DEFENSIVE HONORS CANDIDATES

**#9 DANIEL SORENSEN**

SENIOR • DEFENSIVE BACK • 6'2" • 215 LBS • COLTON, CALIF.

- 2013 Jim Thorpe Award and Lott Impact Trophy candidate
- 2012 Phil Steele All-Independent First Team
- Named FBS All-Independent Team honorable mention
- Led BYU with three interceptions
- Second on team with 68 tackles and forced two fumbles while recovering one
- Started 26 games in a row
- Has NFL-caliber size and speed at the safety position

**#20 CRAIG BILLS**

JUNIOR • DEFENSIVE BACK • 6'2" • 209LBS • PROVO, UTAH

- Started final five games of 2013 season
- Posted 47 tackles and five pass breakups
- Played in all 13 games on BYU's No. 3 ranked defense
- Forced one fumble
- Hard-hitting physical safety who can play either free or KAT safety positions

**#6 JORDAN JOHNSON**

JUNIOR • CORNERBACK • 5'10" • 185 LBS • SPRINGFIELD, MASS.

- 2012 Phil Steele All-Independent First Team
- Named to FBS All-Independent Team
- Tied for No. 11 nationally with 15 pass breakups
- Finished 2012 with 12 starts, 48 tackles, 1.5 tackles for loss, one interception and one fumble recovery
- Returned interception vs. Washington State 64 yards, the longest pick return of the year

**#2 SPENCER HADLEY**

SENIOR • LINEBACKER • 6'1" • 227 LBS • CONNELL, WASH.

- Started all 13 games at outside linebacker in 2012 after switching from inside linebacker
- Totaled 55 tackles (fifth on the team)
- Fourth on team with 9.0 tackles for loss
- Tallied 3.5 sacks, forced a fumble and had two fumble recoveries, one going for a touchdown

**#55 EATHYN MANUMALEUNA**

SENIOR • DEFENSIVE LINE • 6'2" • 288 LBS • ANCHORAGE, ALASKA

- Started first four games of 2012 before knee injury (received medical redshirt)
- Recorded 11 tackles in four games
- Of 11 total tackles, four went for a loss with two sacks
- Has started 38 games in career as a four-year starter, including starts at nose tackle and defensive end

**#90 BRONSON KAUFUSI**

SOPHOMORE • DEFENSIVE LINE • 6'7" • 270 LBS • PROVO, UTAH

- Played in all 13 games as a true freshman
- Had 23 tackles, 5.5 tackles for loss and 4.5 sacks
- Also played basketball on the 2012-13 team
- A terrific two-sport athlete averaging 1.3 points and 1.8 rebounds per game in hoops
- An excellent pass rusher with length, power and speed



TOP RETURNING OFFENSIVE STATISTICAL LEADERS

Rushing

Name	GP	Att	Gain	Loss	Net	Avg.	TD	Long	Avg./G
WILLIAMS, Jamaal	13	166	802	27	775	4.7	12	49	59.6
HILL, Taysom	6	55	374	38	336	6.1	4	68	56.0
ALISA, Michael	6	58	246	24	222	3.8	1	21	37.0
LASIKE, Paul	12	33	129	0	129	3.9	2	11	10.8
FALSLEV, JD	13	18	128	19	109	6.1	0	53	8.4
PRITCHARD, Iona	13	13	42	3	39	3.0	0	13	3.0

Passing

Name	GP-GS	EFFIC	COMP-ATT-INT	PCT	YDS	TD	LG	Avg./G
HILL, Taysom	6-2	122.39	42-71-2	59.2	425	4	28	70.8

Receiving

Name	GP	No.	Yds	Avg.	TD	Long	Avg./G
HOFFMAN, Cody	13	100	1248	12.5	11	64	96.0
FALSLEV, JD	13	37	274	7.4	2	21	21.1
APO, Ross	12	31	311	10.0	1	53	25.9
FRIEL, Kaneakua	13	30	308	10.3	5	25	23.7
WILLIAMS, Jamaal	13	27	315	11.7	1	39	24.2
RIDLEY, Skyler	13	20	206	10.3	1	24	15.8

Scoring

Name	TD	FG	XP	Safety	Points
WILLIAMS, Jamaal	13	-	-	-	78
HOFFMAN, Cody	11	-	-	-	66
SORENSEN, Justin	-	6-12	27-30	-	45
FRIEL, Kanekua	5	-	-	-	30
HILL, Taysom	4	-	0-1	-	24

TOP RETURNING DEFENSIVE STATISTICAL LEADERS

Name	GP	Solo	Ast	Total	TFL	Sacks	INT	PBU	QBH	FR	FF
SORENSEN, Daniel	13	41	27	68	2.0-5	-	3-27	5	-	1-0	2
HADLEY, Spencer	13	30	25	55	9.0-33	3.5-25	-	1	2	2-3	1
VAN NOY, Kyle	13	37	16	53	22.0-120	13.0-90	2-26	5	8	1-0	6
JOHNSON, Jordan	12	35	13	48	1.5-6	-	1-64	15	-	1-0	-
BILLS, Craig	13	31	16	47	-	-	-	5	-	-	1
UNGA, Uani	13	16	12	28	3.0-10	1.0-9	1-22	1	-	-	1
KAUFUSI, Bronson	13	11	12	23	5.5-35	4.5-32	-	1	1	1-0	-
FUA, Alani	13	8	5	13	-	-	1-12	-	-	-	-

RETURNING BY PERCENTAGE

Rushing Yards	80.9%
Passing Yards	13.2%
Receiving Yards.	94.2%
Total Offense	39.1%
All-purpose.	87.6%
Scoring	74.0%
Punt Return Yards	98.1%
Kick Return Yards.	67.0%
Punting Yards	1.1%
Tackles	48.9%
Tackles for Loss	55.0%
Sacks	73.5%
Interceptions	66.7%

2013 BYU LETTERWINNERS/STARTERS OVERVIEW

OFFENSIVE LETTERMEN

Returning (27)

Michael Alisa, RB
Terrance Alletto, OL
Ross Apo, WR
Tui Crichton, OL
JD Falslev, WR#
Kaneakua Friel, TE
Taysom Hill, QB
Adam Hine, RB
Cody Hoffman, WR
Terenn Houk, TE
Solomone Kafu, OL
Paul Lasike, RB
Devin Mahina, TE
Marcus Mathews, WR
Mitch Mathews, WR
Ryker Mathews, OL
Iona Pritchard, RB
Stehly Reden, TE
Houston Reynolds, OL
Skyler Ridley, WR
Justin Sorensen, K#
Brock Stringham, OL

Brett Thompson, WR
Manaaki Vaitai, OL
Jamaal Williams, RB
Richard Wilson, TE
Michael Yeck, OL

Lost (11)

Famika Anae, OL
Braden Brown, OL
Dallin Cutler, WR
David Foote, RB
Ryan Freeman, OL
Braden Hansen, OL
Walter Kahaiali'i, OL
James Lark, QB
Zed Mendenhall, RB
Riley Nelson, QB
Blair Tushaus, OL

DEFENSIVE LETTERMEN

Returning (19)

Tyler Beck, LB
Craig Bills, DB
Cameron Comer, DB
Alani Fua, LB
Spencer Hadley, LB
Mike Hague, DB
Adam Hogan, DB
Austin Holt, DE
Jordan Johnson, DB
Austen Jorgensen, LB
Bronson Kaufusi, DL
Jherremya Leuta-Douyere, LB
Eathyn Manumaleuna, DL
Remington Peck, DL
Manoa Pikula, LB
Skye PoVey, DB
Daniel Sorensen, DB
Uani 'Unga, LB
Kyle Van Noy, LB

Lost (14)

Ezekiel Ansah, DL
Robbie Buckner, DB
Ian Dulan, DL
DeQuan Everett, DB
Romney Fuga, DL
Preston Hadley, DB
Reed Hornung, DS#
Uona Kaveinga, LB
Brandon Ogletree, LB
Joe Sampson, DB
Riley Stephenson, P#
Zac Stout, LB
Russell Tialavea, DL
Simote Veal, DL

OFFENSIVE STARTERS

Returning (8)

Ross Apo, WR
JD Falslev, Slot WR
Kaneakua Friel, TE
Cody Hoffman, WR
Ryker Mathews, OL
Solomone Kafu, OL
Manaaki Vaitai, OL
Jamaal Williams, RB

Lost (3)

Braden Brown, OL
Braden Hansen, OL
Riley Nelson, QB

DEFENSIVE STARTERS

Returning (6)

Craig Bills, DB
Jordan Johnson, DB
Eathyn Manumaleuna, DL*
Spencer Hadley, LB
Daniel Sorensen, DB
Kyle Van Noy, LB

Lost (6)

Ezekiel Ansah, DL
Romney Fuga, DL
Preston Hadley, DB
Uona Kaveinga, LB
Brandon Ogletree, LB
Russell Tialavea, DL

*Started first four games of 2012
before injury

SPECIALISTS

Returning (2)

Justin Sorensen, K
JD Falslev, H, KR/PR

Lost (2)

Reed Hornung, DS
Riley Stephenson, P

RETURNING PLAYERS WITH
STARTING EXPERIENCE**Offense (7)**

Michael Alisa, RB
Taysom Hill, QB
Devin Mahina, TE
Marcus Mathews, TE
Iona Pritchard, RB
Houston Reynolds, OL
Richard Wilson, TE

Defense (1)

Austen Jorgensen, LB

denotes specialist



2012 GAME-BY-GAME STARTERS

OFFENSE

GAME	QB	WR	WR	WR/RB/TE	RB	TE	LT	LG	C	RG	RT
Washington St.	Nelson	Hoffman	Apo	Pritchard	Alisa	Friel	R. Mathews	Stringham	Tushaus	Hansen	Brown
Weber St.	Nelson	Hoffman	Kuresa	Pritchard	Alisa	Friel	R. Mathews	Stringham	Tushaus	Hansen	Brown
Utah	Nelson	Hoffman	Apo	Pritchard	Alisa	Friel	R. Mathews	Reynolds	Tushaus	Hansen	Brown
Boise St.	Nelson	Hoffman	Apo	Falslev	Alisa	Friel	R. Mathews	Stringham	Tushaus	Hansen	Brown
Hawai'i	Hill	Hoffman	Apo	Mendenhall	Alisa	Friel	R. Mathews	Anae	Hansen	Vaitai	Brown
Utah St.	Hill	Hoffman	Apo	Mendenhall	Williams	Friel	R. Mathews	Kafu	Hansen	Vaitai	Brown
Oregon St.	Nelson	Hoffman	Apo	Wilson	Williams	Friel	R. Mathews	Kafu	Hansen	Vaitai	Brown
Notre Dame	Nelson	Hoffman	Apo	Mendenhall	Williams	Friel	R. Mathews	Kafu	Hansen	Vaitai	Brown
Georgia Tech	Nelson	Hoffman	Apo	Wilson	Williams	Friel	R. Mathews	Kafu	Tushaus	Vaitai	Brown
Idaho	Nelson	Hoffman	Apo	Mendenhall	Williams	Friel	R. Mathews	Kafu	Tushaus	Vaitai	Brown
San Jose St.	Nelson	Hoffman	Apo	Wilson	Williams	Friel	R. Mathews	Kafu	Hansen	Vaitai	Brown
New Mexico St.	Lark	Hoffman	Apo	Pritchard	Williams	Friel	R. Mathews	Kafu	Hansen	Vaitai	Brown
San Diego State*	Lark	Hoffman	Apo	Falslev	Williams	Friel	R. Mathews	Kafu	Tushaus	Vaitai	Brown

DEFENSE

GAME	LE	NT	RE	SLB	MLB	BLB	WLB	FC	BC	FS	KAT
Washington St.	Manumaleuna	Fuga	Tialavea	S. Hadley	Kaveinga	Ogletree	Van Noy	Johnson	P. Hadley	Sampson	D. Sorensen
Weber St.	Manumaleuna	Fuga	Tialavea	S. Hadley	Kaveinga	Ogletree	Van Noy	Johnson	P. Hadley	Sampson	D. Sorensen
Utah	Manumaleuna	Fuga	Tialavea	S. Hadley	Kaveinga	Ogletree	Van Noy	Johnson	P. Hadley	Sampson	D. Sorensen
Boise St.	Manumaleuna	Fuga	Tialavea	S. Hadley	Kaveinga	Ogletree	Van Noy	Johnson	P. Hadley	Sampson	D. Sorensen
Hawai'i	Ansay	Fuga	Tialavea	S. Hadley	Kaveinga	Ogletree	Van Noy	Johnson	P. Hadley	Sampson	D. Sorensen
Utah St.	Ansay	Fuga	Tialavea	S. Hadley	Kaveinga	Ogletree	Van Noy	Johnson	P. Hadley	Sampson	D. Sorensen
Oregon St.	Ansay	Fuga	Tialavea	S. Hadley	Kaveinga	Ogletree	Van Noy	Johnson	P. Hadley	Sampson	D. Sorensen
Notre Dame	Ansay	Fuga	Tialavea	S. Hadley	Kaveinga	Ogletree	Van Noy	Johnson	P. Hadley	Sampson	D. Sorensen
Georgia Tech	Ansay	Fuga	Tialavea	S. Hadley	Kaveinga	Ogletree	Van Noy	Johnson	P. Hadley	C. Bills	D. Sorensen
Idaho	Ansay	Fuga	Tialavea	S. Hadley	Kaveinga	Ogletree	Van Noy	Buckner	P. Hadley	C. Bills	D. Sorensen
San Jose St.	Ansay	Fuga	Tialavea	S. Hadley	Kaveinga	Ogletree	Van Noy	Johnson	P. Hadley	C. Bills	D. Sorensen
New Mexico St.	Ansay	Fuga	Tialavea	S. Hadley	Kaveinga	Ogletree	Van Noy	Johnson	P. Hadley	C. Bills	D. Sorensen
San Diego State*	Ansay	Fuga	Tialavea	S. Hadley	Kaveinga	Ogletree	Van Noy	Johnson	P. Hadley	C. Bills	D. Sorensen

PRONUNCIATION GUIDE

Michael Alisa	Ah-lee-suh
Ross Apo	AWE-po
Scott Arellano	Ar-eh-yawn-oh
Cameron Comer	Comb-er
Tui Crichton	Too-ee Cry-ton
JD Falslev	False-lev
Kaneakua Friel	Kha-nay-ah-koo-ah Friel
Alani Fua	Ah-lah-nee Foo-ah
Jacob Hannemann	Hann-eh-man
Mike Hague	Hay-gh
Taysom Hill	TAYsum
Adam Hine	Hee-nay
Toloi' Ho Ching	Toe-low-awe-ee Ho-Ching
Terenn Houk	Tare-enn Howk
Marques Johnson	Marcus
Solomone Kafu	So-lo-mo-nay Kah-fo

Tuni Kanuch	Too-nee Kah-nooch
Bronson Kaufusi	Brawn-son Kah-foos-ee
Teu Kautai	Tay-oo Cow-tie
Paul Lasike	La-SEE-kay
Jherremya Leuta-Douyere	Jeremiah
	Lay-oo-tah Doo-yare
Devin Mahina	Mah-hee-nah
Eathyn Manumaleuna	Ee-thin
	Mah-noo-mah-lay-oo-nah
Manoa Pikula	Maw-no-uh Pee-coo-la
Skye PoVey	Poh-vay
Iona Pritchard	Yoh-nah
Stehly Reden	Stay-lee Reed-in
Uani 'Unga	Wawn-ee Oon-gah
Manaaki Vaitai	Mah-nah-kee Vie-tie



ALPHABETICAL SPRING ROSTER

NO.	NAME	POS.	HT.	WT.	YR.	EXP.	HOMETOWN (LAST SCHOOL)
42	Alisa, Michael	RB	6-1	220	Sr.	3L	Provo, UT / Timpview HS
70	Alletto, Terrance	OL	6-3	270	So.	1L	Parker, CO / Ponderosa HS
1	Apo, Ross	WR	6-3	207	Jr.	2L	Arlington, TX / The Oakridge School
26	Arellano, Scott	P	6-1	190	Jr.	RS	Santa Ynez, CA / Foothill College
24	Bateman, Trevor	DB	5-9	178	So.	RS	Palm Desert, CA / Palm Desert HS
50	Bayles, Nathan	LB	5-11	230	So.	SQ	Green River, WY / Green River HS
45	Beck, Tyler	LB	6-1	220	Sr.	1L	Murrieta, CA / Vista Murrieta HS
20	Bills, Craig	DB	6-2	209	Jr.	2L	Provo, UT / Timpview HS
46	Bills, Kevan	LB	6-3	245	So.	RS	Provo, UT / Timpview HS
76	Black, Jordan	OL	6-6	298	Fr.	RS	Draper, UT / Alta HS
58	Blackmore, Justin	DL	6-1	290	Jr.	1L	West Jordan, UT / West Jordan HS
57	Brewer, Devin	DS	5-10	200	So.	SQ	Hattiesburg, MS / Oak Grove HS
26	Carter, Nate	RB	5-9	192	So.	SQ	St. George, UT / Dixie HS
59	Chapple, Ben	DS	6-0	220	Sr.	SQ	
27	Comer, Cameron	DB	6-0	191	Jr.	1L	Springville, UT / Springville HS
53	Cox, Tanner	LB	6-4	226	Jr.	SQ	Pleasant View, UT / Weber HS
68	Crawford, Andrew	OL	6-5	284	So.	RS	Fairfax, VA / Chantilly HS
52	Crichton, Tui	OL	6-3	343	So.	1L	Orem, UT / Timpview HS
85	Cutler, Dallin	WR	5-9	173	Sr.	1L	Draper, UT / Alta HS
63	Dawe, Parker	OL	6-3	250	Fr.	HS	Pleasant Grove, UT / Pleasant Grove HS
15	Doman, DJ	DB	6-0	186	Fr.	RS	Lindon, UT / Pleasant Grove HS
94	Doman, Michael	DL	6-4	240	Fr.	RS	Portland, OR / Canby HS
86	Edmunds, Mike	TE	6-4	215	Fr.	RS	South Jordan, UT / Bingham HS
97	Egbert, Jordan	TE	6-3	220	Fr.	RS	Orem, UT / Orem HS
12	Falslev, JD	WR	5-8	184	Sr.	3L	Logan, UT / Sky View HS
89	Frey, Travis	WR	6-2	187	Fr.	RS	Bountiful, UT / Viewmont HS
82	Friel, Kaneakua	TE	6-5	250	Sr.	3L	Kaneohe, HI / Kamehameha HS
5	Fua, Alani	LB	6-5	215	Jr.	2L	Northridge, CA / Oaks Christian HS
	Gifford, Levi	DB	5-11	185	Fr.	RS	Alpine, UT / Lone Peak HS
10	Green, Billy	QB	6-2	196	Fr.	HS	Woodway, WA / King's HS
2	Hadley, Spencer	LB	6-1	227	Sr.	3L	Connell, WA / Connell HS
32	Hague, Mike	DB	5-10	190	Sr.	3L	Salt Lake City, UT / Brighton HS
33	Hannemann, Jacob	DB	6-1	190	Fr.	RS	Highland, UT / Lone Peak HS
66	Hardinger, Chris	OL	6-7	290	Fr.	HS	Pocatello, ID / Highland HS
4	Henderson, Kurt	WR	6-1	192	So.	RS	St. George, UT / Snow Canyon HS
4	Hill, Taysom	QB	6-2	218	So.	1L	Pocatello, ID / Highland HS
28	Hine, Adam	RB	6-1	202	So.	1L	Santa Clara, UT / Snow Canyon HS
98	Ho Ching, Toloa'i	LB	6-0	225	Fr.	HS	Sandy, UT / Alta HS
2	Hoffman, Cody	WR	6-4	215	Sr.	3L	Crecent City, CA / Del Norte HS
16	Hogan, Adam	DB	5-11	180	Sr.	1L	Los Angeles, CA / LA Southwest College
51	Holt, Austin	DL	6-5	250	Jr.	2L	South Jordan, UT / Bingham HS
11	Houk, Terenn	WR	6-4	213	So.	1L	Tacoma, WA / Enumclaw HS
47	Huber, Tanner	LB	6-0	205	Fr.	HS	Loomis, CA / Del Oro HS
31	Jackson, Tyler	K	5-10	165	So.	SQ	Oxford, MS / Itawamba CC
6	Johnson, Jordan	DB	5-10	185	Jr.	2L	Springfield, MA / Brooks School
67	Johnson, Kyle	OL	6-3	285	Fr.	RS	Sandy, UT / Jordan HS
99	Johnson, Marques	DL	6-2	305	Jr.	RS	Los Angeles, CA / El Camino CC
65	Jones, Cole	OL	6-5	280	Fr.	RS	Centerville, UT / Viewmont HS
34	Jorgensen, Austen	LB	6-2	239	Sr.	3L	Mt. Pleasant, UT / North Sanpete HS
73	Kafu, Solomon	OL	6-2	305	Jr.	2L	Rio Linda, CA / Rio Linda HS
78	Kanuch, Tuni	DL	6-1	285	Fr.	HS	South Jordan, UT / Bingham HS
90	Kaufusi, Bronson	DL	6-7	270	So.	1L	Provo, UT / Timpview HS
25	Kautai, Teu	LB	6-1	216	So.	SQ	Arlington, TX / The Oakridge School
97	King, Theodore	DL	6-3	255	Fr.	RS	San Jose, Calif. / Valley Christian School
87	Krueger, Taggart	WR	6-2	185	Fr.	RS	Sammamish, WA / Skyline HS
32	Lacey, Daniel	RB	6-1	180	Fr.	RS	Farmington, UT / Farmington HS

ALPHABETICAL SPRING ROSTER

NO.	NAME	POS.	HT.	WT.	YR.	EXP.	HOMETOWN (LAST SCHOOL)
91	Laird, David	DL	6-2	250	Jr.	SQ	Idaho Falls, ID / Douglas HS
33	Lasike, Paul	RB	6-0	227	Jr.	1L	Auckland, New Zeal. / Church College of NZ
61	Lawlor, Quinn	OL	6-4	278	Jr.	SQ	Orem, UT / Orem HS
43	Leuta-Douyere, Jherremya	LB	6-0	236	So.	1L	Garden Grove, CA / Servite HS
49	Lord, Blake	LB			Fr.	HS	
84	Mahina, Devin	TE	6-6	247	Jr.	2L	Upland, CA / Upland HS
12	Mangum, Tanner	QB	6-3	195	Fr.	HS	Eagle, ID / Eagle HS
55	Manumaleuna, Eathyn	DL	6-2	288	Sr.	3L	Anchorage, AK / Timpview HS
92	Marquardt, Josh	DL	6-1	248	Sr.	SQ	Vista, CA / Vista HS
80	Mathews, Marcus	TE	6-4	236	Jr.	2L	Beaverton, OR / Southridge HS
10	Mathews, Mitch	WR	6-6	213	So.	1L	Beaverton, OR / Southridge HS
72	Mathews, Ryker	OL	6-6	292	So.	1L	American Fork, UT / American Fork HS
28	Miller, Jordan	P	6-4	190	So.	SQ	Henderson, NV / Green Valley HS
34	Moore, AJ	RB	5-9	200	Fr.	RS	Murrietta, CA / Murrietta Valley HS
19	Morgan, Blake	DB	5-11	184	Sr.	2L	Greeley, CO / Greeley West HS
11	Munns, Jason	QB	6-5	250	Sr.	SQ	Kennewick, WA / Southridge HS
38	Noe, Connor	DB	6-2	195	Fr.	RS	Mason, OH / Mason HS
96	O'Mary, Kevin	DL	6-4	240	Jr.	SQ	San Diego, CA / Mira Mesa HS
15	Olsen, Ammon	QB	6-3	209	So.	RS	Draper, UT / Southern Utah
35	Owens, Joey	LB	6-2	215	Fr.	HS	Pleasant Grove, UT / Pleasant Grove HS
44	Peck, Remington	DL	6-4	240	So.	1L	South Jordan, UT / Bingham HS
22	Pikula, Manoa	LB	6-1	235	So.	1L	South Jordan, UT / Bingham HS
29	PoVey, Skye	DB	5-11	184	Jr.	1L	Ogden, UT / Snow College
5	Pritchard, Iona	RB	6-0	244	Jr.	2L	South Jordan, UT / Bingham HS
31	Raymond, Cody	WR	5-9	175	So.	1L	Sandy, UT / Jordan HS
83	Reden, Stehly	TE	6-4	250	So.	1L	Valley Center, CA / Valley Center HS
36	Reilly, Drew	DB	6-3	183	So.	RS	Valley Center, CA / Colorado State
39	Relei, Matthew	LB	6-0	230	Fr.	RS	Sonora, CA / Sonora HS
78	Reynolds, Houston	OL	6-2	305	Sr.	2L	Provo, UT / Timpview HS
64	Reynolds, Ryan	OL	6-3	270	Fr.	HS	Olympus HS
17	Ridley, Skyler	WR	6-0	182	Sr.	1L	Murrieta, CA / Vista Murrieta HS
23	Smith, Jordan	DB	6-4	203	Sr.	SQ	Salem, UT / Spanish Fork HS
9	Sorensen, Daniel	DB	6-2	215	Sr.	3L	Colton, CA / Colton HS
37	Sorensen, Justin	K	6-1	232	Sr.	3L	South Jordan, UT / Bingham HS
7	Stewart, Christian	QB	6-2	190	Jr.	TR	Orem, UT / Snow College
74	Stringham, Brock	OL	6-6	290	Jr.	2L	Highlands Ranch, CO / Mountain Vista HS
95	Taele, Logan	DL	6-2	235	So.	SQ	St. George, UT / Dixie HS
19	Thompson, Brett	WR	6-3	220	Jr.	2L	El Dorado Hills, CA / Oakridge HS
88	Thornton, Eric	WR	5-10	180	So.	SQ	Renton, WA / Meridian HS
1	Trammell, Trent	DB	6-0	190	Jr.	TR	Oakland, CA / City College of San Francisco
93	Tuttle, Darin	DL	6-4	245	Fr.	RS	El Dorado Hills, CA / Oakridge HS
41	Unga, Uani	LB	6-1	233	Sr.	1L	Rancho Cucamonga, CA / Oregon State
79	Vaitai, Manaaki	OL	6-3	317	Sr.	2L	Euless, TX / Trinity HS
3	Van Noy, Kyle	LB	6-3	235	Sr.	3L	Reno, NV / McQueen HS
30	Wadsworth, Mike	DB	6-1	182	So.	RS	Orem, UT / Hawaii
75	Wilcox, Brad	OL	6-7	285	Fr.	RS	Edmond, OK / North HS
21	Williams, Jamaal	RB	6-0	190	So.	1L	Fontana, CA / Summit HS
18	Wilson, Richard	TE	6-3	240	Sr.	3L	Spanish Fork, UT / Spanish Fork HS
54	Wood III, Robert	LB			Fr.	RS	
77	Yeck, Michael	OL	6-8	288	Jr.	2L	Keller, TX / Keller HS
22	Ziolkowski, Jake	WR	6-0	185	Fr.	RS	Island Lake, IL / Wauconda HS



NUMERICAL SPRING ROSTER

NO.	NAME	POS.	HT.	WT.	YR.	NO.	NAME	POS.	HT.	WT.	YR.
1	Apo, Ross	WR	6-3	207	Jr.	44	Peck, Remington	DL	6-4	240	So.
	Trammell, Trent	DB	6-0	190	Jr.	45	Beck, Tyler	LB	6-1	220	Sr.
2	Hadley, Spencer	LB	6-1	227	Sr.	46	Bills, Kevan	LB	6-3	245	So.
2	Hoffman, Cody	WR	6-4	215	Sr.	47	Huber, Tanner	LB	6-0	205	Fr.
3	Van Noy, Kyle	LB	6-3	235	Sr.	49	Lord, Blake	LB			Fr.
4	Henderson, Kurt	WR	6-1	192	So.	50	Bayles, Nathan	LB	5-11	230	So.
4	Hill, Taysom	QB	6-2	218	So.	51	Holt, Austin	DL	6-5	250	Jr.
5	Fua, Alani	LB	6-5	215	Jr.	52	Crichton, Tui	OL	6-3	343	So.
5	Pritchard, Iona	RB	6-0	244	Jr.	53	Cox, Tanner	LB	6-4	226	Jr.
6	Johnson, Jordan	DB	5-10	185	Jr.	54	Wood III, Robert	LB			Fr.
7	Stewart, Christian	QB	6-2	190	Jr.	55	Manumaleuna, Eathyn	DL	6-2	288	Sr.
9	Sorensen, Daniel	DB	6-2	215	Sr.	57	Brewer, Devin	DS	5-10	200	So.
10	Green, Billy	QB	6-2	196	Fr.	58	Blackmore, Justin	DL	6-1	290	Jr.
10	Mathews, Mitch	WR	6-6	213	So.	59	Chapple, Ben	DS	6-0	220	Sr.
11	Houk, Terenn	WR	6-4	213	So.	61	Lawlor, Quinn	OL	6-4	278	Jr.
11	Munns, Jason	QB	6-5	250	Sr.	63	Dawe, Parker	OL	6-3	250	Fr.
12	Falslev, JD	WR	5-8	184	Sr.	64	Reynolds, Ryan	OL	6-3	270	Fr.
12	Mangum, Tanner	QB	6-3	195	Fr.	65	Jones, Cole	OL	6-5	280	Fr.
15	Doman, DJ	DB	6-0	186	Fr.	66	Hardinger, Chris	OL	6-7	290	Fr.
15	Olsen, Ammon	QB	6-3	209	So.	67	Johnson, Kyle	OL	6-3	285	Fr.
16	Hogan, Adam	DB	5-11	180	Sr.	68	Crawford, Andrew	OL	6-5	284	So.
17	Ridley, Skyler	WR	6-0	182	Sr.	70	Alletto, Terrance	OL	6-3	262	So.
18	Wilson, Richard	TE	6-3	240	Sr.	72	Mathews, Ryker	OL	6-6	292	So.
19	Morgan, Blake	DB	5-11	184	Sr.	73	Kafu, Solomone	OL	6-2	305	Jr.
19	Thompson, Brett	WR	6-3	220	Jr.	74	Stringham, Brock	OL	6-6	290	Jr.
20	Bills, Craig	DB	6-2	209	Jr.	75	Wilcox, Brad	OL	6-7	285	Fr.
21	Williams, Jamaal	RB	6-0	190	So.	76	Black, Jordan	OL	6-6	298	Fr.
22	Pikula, Manoa	LB	6-1	235	So.	77	Yeck, Michael	OL	6-8	288	Jr.
22	Ziolkowski, Jake	WR	6-0	185	Fr.	78	Kanuch, Tuni	DL	6-1	285	Fr.
23	Smith, Jordan	DB	6-4	203	Sr.	78	Reynolds, Houston	OL	6-2	305	Sr.
24	Bateman, Trevor	DB	5-9	178	So.	79	Vaitai, Manaaki	OL	6-3	317	Sr.
25	Kautai, Teu	LB	6-1	216	So.	80	Mathews, Marcus	TE	6-4	236	Jr.
26	Arellano, Scott	P	6-1	190	Jr.	82	Friel, Kaneakua	TE	6-5	250	Sr.
26	Carter, Nate	RB	5-9	192	So.	83	Reden, Stehly	TE	6-4	250	So.
27	Comer, Cameron	DB	6-0	191	Jr.	84	Mahina, Devin	TE	6-6	247	Jr.
28	Hine, Adam	RB	6-1	202	So.	85	Cutler, Dallin	WR	5-9	173	Sr.
28	Miller, Jordan	P	6-4	190	So.	86	Edmunds, Mike	TE	6-4	215	Fr.
29	PoVey, Skye	DB	5-11	184	Jr.	87	Krueger, Taggart	WR	6-2	185	Fr.
30	Wadsworth, Mike	DB	6-1	182	So.	88	Thornton, Eric	WR	5-9	170	So.
31	Jackson, Tyler	K	5-10	165	So.	89	Frey, Travis	WR	6-2	187	Fr.
31	Raymond, Cody	WR	5-9	175	So.	90	Kaufusi, Bronson	DL	6-7	270	So.
32	Hague, Mike	DB	5-10	190	Sr.	91	Laird, David	DL	6-2	250	Jr.
32	Lacey, Daniel	RB	6-1	180	Fr.	92	Marquardt, Josh	DL	6-1	248	Sr.
33	Hannemann, Jacob	DB	6-1	190	Fr.	93	Tuttle, Darin	DL	6-4	245	Fr.
33	Lasike, Paul	RB	6-0	227	Jr.	94	Doman, Michael	DL	6-4	240	Fr.
34	Jorgensen, Austen	LB	6-2	239	Sr.	95	Taele, Logan	DL	6-2	235	So.
34	Moore, AJ	RB	5-9	200	Fr.	96	O'Mary, Kevin	DL	6-4	240	Jr.
35	Owens, Joey	LB	6-2	215	Fr.	97	Egbert, Jordan	TE	6-3	220	Fr.
36	Reilly, Drew	DB	6-3	183	So.	97	King, Theodore	DL	6-3	255	Fr.
37	Sorensen, Justin	K	6-1	232	Sr.	98	Ho Ching, Toloa'i	LB	6-0	225	Fr.
38	Noe, Connor	DB	6-2	195	Fr.	99	Johnson, Marques	DL	6-2	305	Jr.
39	Relei, Matthew	LB	6-0	230	Fr.		Gifford, Levi	DB	5-11	185	Fr.
41	Unga, Uani	LB	6-1	233	Sr.						
42	Alisa, Michael	RB	6-1	220	Sr.						
43	Leuta-Douyere, Jherremya	LB	6-0	236	So.						

2013 RECRUITING CLASS



CHASEN ANDERSEN

Linebacker
6-0, 218
Logan, UT
Logan HS



KEEGAN HICKS

Offensive line
6-3, 285
South Jordan, Utah
Bingham HS



ADDISON PULSIPHER

Offensive line
6-6, 260
Temecula, California
Temecula Valley HS



JOSH CARTER

Offensive Line
6-5, 290
Tucson, AZ
Eastern Arizona College



BRAYDEN KEARSLEY

Offensive line
6-5, 298
Aloha, Oregon
Aloha HS



THOMAS SHOAF

Offensive line
6-6, 265
Columbus, Indiana
Columbus North HS



MICHAEL DAVIS

Wide receiver
6-2, 180
Glendale, Calif.
Glendale HS



TOMASI LAULILE

Defensive Line
6-3, 265
Westlake Village, Calif.
Westlake HS



TALON SHUMWAY*

Wide Receiver
6-3, 200
Highland, Utah
Lone Peak HS



TIM DURAN

Offensive line
6-4, 290
Puyallup, Washington
Cabrillo College



MORONI LAULU-PUTUTAU*

Tight end
6-4, 190
Hyrum, Utah
Mountain Crest HS



MERRILL TALIAULI

Defensive line
6-2, 305
Salt Lake City
East HS



NATHAN DEBEIKES*

Linebacker
6-2, 196
Thousand Oaks, Calif.
Thousand Oaks HS



DALLIN LEAVITT

Defensive back
6-0, 205
Portland, Oregon
Central Catholic HS



JOHNNY TAPUSOA*

Defensive back
5-10, 195
Laie, Hawai'i
Kahuku HS



GARRETT ENGLAND*

Defensive Back
6-4, 190
Salt Lake City
Skyline HS



SAM LEE

Defensive back
6-0, 180
Brandywine, Maryland
College of the Canyons



TRENTON TRAMMELL ^

Defensive back
6-0, 190
Oakland, Calif.
City College of San Francisco



EDWARD FUSI

Offensive line
6-1, 285
Corona, California
Mt. San Antonio C.C.



KAIMANA NACUA

Linebacker
6-2, 205
Henderson, Nevada
Liberty HS



KALOLO UTU

Defensive line
6-2, 285
Upolu, Samoa
Compton C.C.



RYLEE GAUTAVAI

Linebacker
6-1, 200
Bountiful, Utah
Bountiful HS



JONRYHEEM PEOPLES

Defensive line
6-6, 298
Rigby, Idaho
Rigby HS



DE'ONDRE WESLEY

Offensive line
6-6, 310
Pleasant Hill, California
Diablo Valley C.C.



BILLY GREEN ^

Quarterback
6-2, 196
Woodway, Wash.
King's HS



TRAJAN PILI

Linebacker
6-2, 225
Las Vegas, Nevada
Centennial HS

* Will serve Church missions before joining team

^ Mid-year enrollee

BRONCO MENDENHALL

BRIGHAM YOUNG UNIVERSITY'S 14TH HEAD FOOTBALL COACH

MENDENHALL FILE:

Name: Bronco C. Mendenhall

Age: 47

Hometown: Alpine, Utah

Wife: Holly Johnston

Children: Cutter, Breaker, Raeder

Parents: Paul and Lenore Mendenhall
(Alpine, Utah)

Coaching Experience:

Brigham Young (2003-present)

Head Coach (2005-present)

- Elected to 2013 AFCA Board of Trustees, District 8 representative
 - Yahoo! Sports All-Independent Coach of the Year (2011)
 - AFCA Region 5 Coach of the Year (2006)
 - MWC Coach of the Year (2006)
 - Eddie Robinson National Coach of the Year Finalist (2006)
- Defensive Coordinator (2003-2004, 2010-2012)
- BYU Cougar Club Assistant Coach of the Year Award (2003)

New Mexico (1998-2002)

Def. Coord.; Secondary (1998-02)

Assistant Head Coach (2002)

Louisiana Tech (1997)

Secondary

Oregon State (1995-96)

Defensive Line (1995)

Def. Coordinator; Secondary (1996)

Northern Arizona (1993-94)

Secondary (1993)

Co-Def. Coordinator; Secondary (1994)

Snow College (1991-92)

Defensive Coordinator; Secondary

Oregon State (1989-90)

Graduate Assistant; Defensive Line

Playing Experience:

Oregon State (1986-87)

Two-year starter; Played safety and linebacker; Team Captain ('87);

Leo Gribkoff Memorial Award ('87)

Snow College JC (1984-85) Gridwire All-American; Team Captain;

NJCAA National Champions (11-0)

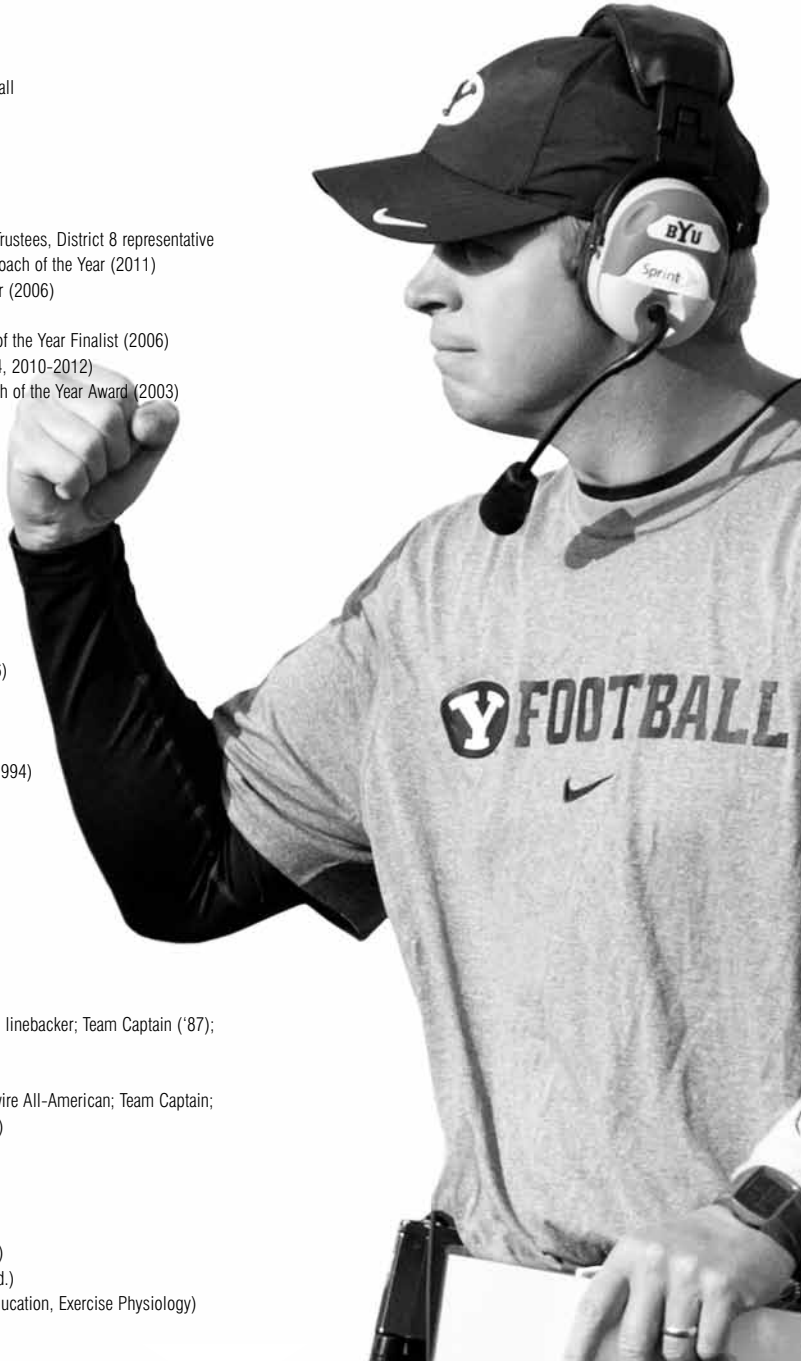
American Fork H.S. (1980-83)

Education:

American Fork High School (1984)

Oregon State (1988; B.S., Phys. Ed.)

Oregon State (1990; Masters of Education, Exercise Physiology)





In his eight seasons as the head coach at Brigham Young University, Bronco Mendenhall has restored tradition to the Cougars as one of the nation's top teams. Taking over a BYU program in 2005 that was coming off three losing seasons, Mendenhall has guided his teams to eight straight bowl invitations, two outright conference championships and regular national top-25 rankings. The Cougars finished the 2012 regular season 8-5, with a program-record fourth consecutive bowl victory, won four of their last five games and had the No. 3 ranked total defense in the nation.

Under his leadership, BYU has earned a 74-29 (.718) record to rank No. 12 in total wins among all teams in the nation since 2005. The Cougars have received eight straight bowl invitations for the first time since a string of 17 consecutive bowls invitations from 1978 through 1994. Mendenhall is the only coach in BYU football history that took his first eight teams to a bowl game. He also has more wins in his first 100 contests at BYU than Hall of Fame coach LaVell Edwards.

Mendenhall also served as the team's defensive coordinator for the last two seasons and part of 2010. He will continue to be heavily involved with the defense and call defensive plays in 2013. In 2012, the Cougars put one of the greatest defenses on the field in school history, allowing just 266.1 yards and 14.0 points per game. Ranked No. 3 in total defense and No. 3 in scoring defense to finish the regular season, the Mendenhall-coached unit held its first six opponents under 300 total yards (part of a streak of 12-straight dating back to 2011) and kept opposing offenses without a touchdown six times during the year, including team's coached by the offensive minds of Mike Leach, Chris Petersen, Norm Chow and Paul Johnson. BYU has finished the last three seasons ranked in the top 25 in total defense and has given up less than 19 points per contest over that span.

Mendenhall has led BYU to bowl wins in six of the last seven seasons to become the first Cougar teams to ever win six bowls in a seven-year span and win four in a row. Nationally, no one has won more bowl games over the past eight years and BYU is one of only seven programs to win six bowl games in the last eight seasons. The Cougars have won 10 or more games in five of Mendenhall's eight seasons overall.

BYU's success under Mendenhall is also evident in the national rankings and NCAA statistics. BYU has finished ranked in the top 25 in the various national statistical categories 127 times in his eight years (58 defense, 47 offense, 20 special teams, 2 misc.). The Cougars have achieved 78 top-15 statistical rankings, 58 top-10 rankings and 27 top-5 rankings in that span. The Cougars have also been ranked in the top-25 polls during seven of the past eight seasons and finished ranked in five seasons, including No. 12 following the 2009 season -- the program's highest final ranking since finishing No. 5 in 1996.

Another hallmark of Mendenhall's program has been the emphasis on balance and priorities in the many other facets of life outside of football. Reflecting that emphasis, BYU consistently received the most academic all-conference honorees each season as a conference member. Seven Cougar student-athletes have been named ESPN Academic All-Americans in that span.

In the first two seasons as an independent, Mendenhall has led the Cougars to an 18-8 record, including back-to-back bowl victories and two top-15 defenses.

Before going independent in 2011, BYU was consistently a top MWC contender under Mendenhall. BYU achieved a 39-9 (.813) conference record over the prior six years to help the Cougars complete their 12-year tenure in the MWC with 64 conference wins -- the most of any MWC school in the span. Mendenhall has also helped the Cougars bring bowl wins over Oregon, UCLA, Oregon State, UTEP, Tulsa and San Diego State.





Bronco Mendenhall's .718 winning percentage ranks No. 12 among active FBS head coaches with at least five years FBS experience.

Name, School	FBS Years	FBS Record	Win %
1. Chris Peterson, Boise State	7	84-8	.913
2. Urban Meyer, Ohio State	11	116-23	.835
3. Bob Stoops, Oklahoma	14	149-37	.801
4. Larry Coker, Texas-San Antonio	7	68-19	.782
5. Gary Patterson, TCU	13	116-36	.763
6. Mark Richt, Georgia	12	118-40	.747
7. Bobby Petrino, Western Kentucky	8	75-26	.743
8. Nick Saban, Alabama	17	159-55-1	.740
19. Bret Bielema, Arkansas	7	68-24	.739
10. Les Miles, LSU	22	113-42	.729
11. Steve Spurrier, South Carolina	23	208-77-2	.725
12. Bronco Mendenhall, BYU	8	74-29	.718
13. Brian Kelly, Notre Dame	9	81-33	.711
14. Bo Pelini, Nebraska	5	49-20	.710
15. Kevin Sumlin, Texas A&M	5	46-19	.708

In the first year of independence, BYU posted yet another 10-win season, capped off by another comeback bowl victory over Tulsa in the Armed Forces Bowl. Riley Nelson took over the starting quarterback duties midway through the season and led BYU to a 6-1 record down the stretch. The Cougar defense also posted the No. 13 ranked defense.

In 2010, BYU's 52-24 New Mexico Bowl victory highlighted the progress and momentum the relatively young team gained over the course of the season as several freshmen played big roles in the season-ending victory. True freshman quarterback Jake Heaps became the first frosh signal caller in BYU history to start in a bowl, and he completed 25-of-34 passes for 264 yards and four touchdowns to be named New Mexico Bowl Offensive MVP. During the game, Heaps broke Heisman Trophy winner Ty Detmer's BYU

record for freshman touchdown throws, finishing with 15 on the year to Detmer's 13. Redshirt freshman wide receiver Cody Hoffman caught three touchdowns on eight receptions for 137 yards in the bowl win, while true freshman running back Joshua Quezada ran for 101 yards on 15 carries and one touchdown.

While recording an 11-2 record and 7-1 league mark in 2009, Mendenhall's team went 3-1 against ranked opponents, including a 14-13 season-opening win over No. 3 Oklahoma and a 44-20 season-finale Maaco Bowl Las Vegas victory over No. 16 Oregon State. BYU finished No. 12 in the final 2009 polls to earn the distinction of being one of only six programs nationally to be ranked in both final polls for four straight seasons.

In 2008, BYU finished 10-3 overall and 6-2 in the MWC to achieve three straight 10-win seasons and become

the first teams in Cougar history to go unbeaten at home over three consecutive seasons. Mendenhall coached the Cougars to back-to-back 11-2 seasons in 2006 and 2007, while claiming consecutive outright MWC titles with a combined record of 16-0 against league opponents.

Following the 2006 season, Mendenhall was named the American Football Coaches Association Region IV Coach of the Year. In addition, the Football Writers Association of America named Mendenhall one of nine finalists for the prestigious Eddie Robinson Coach of the Year Award. On November 17, 2007, Mendenhall led the Cougars to a 35-10 victory over Wyoming to record his 25th career win. With the victory, Mendenhall became the only coach in BYU football history to win 25 games in his first 35 attempts.

In his first year in 2005 after taking over a program coming off three losing seasons, Mendenhall led BYU to a 6-5 regular-season record and earned an invitation to the Maaco Bowl Las Vegas -- the team's first postseason bowl appearance in three seasons. The Cougars finished tied for second in the MWC with a 5-3 league ledger.

BYU recruits have earned Freshman All-America recognition in seven of eight seasons under Mendenhall as the Cougars continue to demonstrate through their recruiting efforts how they are strengthening the program with talented players and quality individuals.

Mendenhall began his coaching career as a graduate assistant in 1989 at his alma mater, Oregon State. After earning his master's degree in 1990, he moved to Snow College in Ephraim, Utah, where he served as the secondary coach and



defensive coordinator from 1991-92 under current BYU assistant coach Paul Tidwell. Following two seasons with the Badgers, Mendenhall became the secondary coach at Northern Arizona, where the Lumberjacks boasted the top-ranked defense in the Big Sky Conference. He was elevated to co-defensive coordinator for the 1994 season.

In 1995, Mendenhall returned to Oregon State to become the defensive line coach under then defensive coordinator Rocky Long. When Long left to become the defensive coordinator at UCLA, Mendenhall was promoted to defensive coordinator for the 1996 season. At just 29 years of age, Mendenhall was the youngest defensive coordinator in Pac-10 history.

In 1997, Mendenhall became the secondary coach at Louisiana Tech where he helped the Bulldogs to a remarkable 9-2 record as his defensive unit was credited with 17 interceptions, allowing just 15 touchdowns on the season.

In 1998, Mendenhall moved to Albuquerque, N.M., to become the defensive coordinator and secondary coach at the University of New Mexico. Over the next five seasons, the Lobos improved from just three wins in 1998 to seven wins and an invitation to the Las Vegas Bowl in 2002. In the Lobos' 27-13 loss against UCLA in the Las Vegas Bowl, the Mendenhall-led defense held the Bruins to a season-low 167 yards.


Under Mendenhall, the Lobos led the Mountain West Conference in rushing defense for three straight seasons. In 2001, New Mexico gave up just 87.4 yards per game over the season. In his final season in Albuquerque, Mendenhall led the Lobos to a top ranking against league opponents in total defense, allowing just 316.4 yards per game. The Lobos also led the MWC in sacks in the 2000 and 2002 season, totaling 46 and 38, respectively.

MENDENHALL'S HEAD COACHING LEDGER

Season	School	Overall	Conference	Bowl
2005	BYU	6-6	5-3/T2nd MWC	L, Las Vegas
2006	BYU	11-2	8-0/1st MWC	W, Las Vegas
2007	BYU	11-2	8-0/1st MWC	W, Las Vegas
2008	BYU	10-3	6-2/3rd MWC	L, Las Vegas
2009	BYU	11-2	7-1/2nd MWC	W, Las Vegas
2010	BYU	7-6	5-3/3rd MWC	W, New Mexico
2011	BYU	10-3	Independent	W, Armed Forces
2012	BYU	8-5	Independent	W, Poinsettia
8 years	BYU	74-29 (.718)		6-2 (.750)

At New Mexico, Mendenhall played a valuable role in the development of the 1999 Mountain West Player of the Year, Consensus All-American and first-round NFL Draft pick Brian Urlacher. The ninth overall selection in the 2000 NFL Draft, Urlacher was voted the NFL's Defensive Rookie of the Year and was a Pro Bowl selection. Urlacher was one of two rookies to play all 16 games, starting at middle linebacker the final 14 games to establish a team record for starts at the position by a rookie. He shattered Bears rookie records with 165 total tackles and eight sacks, making him the second Chicago first-year player to lead the team in tackles. Urlacher finished his collegiate career ranked third on New Mexico's all-time list with 442 tackles.

Hailing from Alpine, Utah, Mendenhall is married to Holly Johnston of Missoula, Mont. They have three sons, Cutter, Breaker and Raeder.



2013 BYU COACHING STAFF



BRONCO MENDENHALL
Head Football Coach



ROBERT ANAE
Offensive Coordinator,
Assistant Head Coach



NICK HOWELL
Defensive Coordinator,
Secondary



MARK ATUAIA
Running Backs



JASON BECK
Quarterbacks



GUY HOLLIDAY
Receivers



GARETT TUJAGUE
Offensive Line



STEVE KAUFUSI
Defensive Line



KELLY POPPINGA
Special Teams Coordinator,
Outside Linebackers



PAUL TIDWELL
Inside Linebackers



ANDREW GEORGE
Graduate Assistant, Offense



MATT EDWARDS
Graduate Assistant, Offense



JASON KAUFUSI
Graduate Assistant, Defense



JASON WALKER
Graduate Assistant, Defense



JAY OMER
Strength and Conditioning



2012 SEASON IN REVIEW

A dominant defense led BYU to its seventh winning season in as many years as the BYU football team finished the 2012 season with eight wins, a program-best fourth bowl victory and the No. 3 defense in the nation.

With an 8-5 record, BYU claimed its sixth season with at least eight wins under Bronco Mendenhall's eight-year head coaching tenure.

Incredibly consistent all year long, BYU finished the year ranked No. 3 in total defense, allowing just 266.1 yards per game. In fact, the Cougars ended the season ranked in the top four in five major defensive categories.

BYU was No. 1 in third down conversions allowed (26.52 percent), No. 2 in rushing yards allowed (86.92 ypg), No. 2 in red zone conversions allowed (64.29 percent), No. 3 in scoring defense (14.0 ppg) and No. 4 in first downs allowed (14.7 per game).

The season was capped off by an incredible bowl game, this time the San Diego County Credit Union Poinsettia Bowl vs. familiar foe San Diego State. The game was somewhat of a snapshot of the Cougars' season with an offense trying to find itself struggling for much of the contest and the defense continuing to be dominant.

Trailing 6-3 heading into the fourth quarter, linebacker Kyle Van Noy and the BYU defense took scoring into their own hands. Van Noy sacked Aztec quarterback Adam Dingwell, stripping the ball and recovering it in the end zone for the go-ahead touchdown.

The defense wasn't done yet, on the Aztecs first play of the next possession Dingwell fumbled and Jordan Johnson recovered. Running back Jamaal Williams took it 14 yards for the first and only offensive touchdown of the game, giving BYU a 16-6 lead.

Just to be sure, Van Noy sealed the win with an interception and returned it 17 yards for a score, his second touchdown of the game, to give BYU a 23-6 bowl win. Van Noy was named the defensive MVP with eight tackles, 3.5 tackles for loss, 1.5 sacks, one forced fumble, one fumble recovery, one interception, one blocked kick and two touchdowns.

Many expected Van Noy, a junior, to declare for the NFL Draft after such a dominating performance but the 6-foot-3, 235-pounder announced he would return for the 2013 season a few weeks later.

Van Noy finished the season No. 2 in the nation with 13.0 sacks, No. 2 in forced fumbles with six and No. 4 in tackles for loss with 22.0. He was also the only player in the nation to record a statistic in every major defensive category for the second straight season.

Van Noy earned All-America honors from CBSSports.com (2nd team), Associated Press (3rd team), Phil Steele (3rd team) and SI.com (honorable mention).

BYU had three additional players earn All-America honors including punter Riley Stephenson, wide receiver Cody Hoffman and defensive end Ezekiel Ansah.

Stephenson finished 2012 No. 8 in punting average (45.44) and the most punts inside the 20-yard line and No. 2 in punts of 50 or more yards (26). Stephenson had six punts inside the 20 vs. SDSU in the Poinsettia Bowl, including boots downed at the 16, 9, 5, 2 and set two at the 1-yard line.

Hoffman exploded in 2012 with 100 catches for 1,248 yards and 11 touchdowns. The junior was just the third player in school history to log 100 receptions in a single season and his 1,248 yards marked the second-most in school history behind Austin Collie in 2008 (1,538). Hoffman had eight games with at least 100 receiving yards, including a 12-reception, 182-yard performance with a program-record five touchdown catches vs. New Mexico State.

When lineman Eathyn Manumaleuna went down with an injury Ansah stepped into the starting role and never looked back. He recorded 62 tackles, 13 tackles for loss and 4.5 sacks. "Ziggy" also notched nine pass breakups, six quarterback hurries, a forced fumble and one interception.

Ansah grew into one of the best stories of college football in 2012. A 6-foot-6, 270-pound former track athlete from Ghana walked onto the football team in 2010 and is now projected to be an NFL first-round draft pick with his incredible combination of size and speed.

BYU also had 15 selections on Phil Steele's All-Independent teams and seven FBS All-Independent honorees.

Linebacker Brandon Ogletree led the team in tackles for the second-straight year, rallying for 102 takedowns and 13.5 tackles for loss.

Also on the defensive side Spencer Hadley and Uona Kaveinga manned one of the nation's best linebacking crews and combined for 13.5 tackles for loss and four sacks.

On offense, 17-year old freshman Jamaal Williams ending up having a huge impact on the season. Junior Michael Alisa went down with a broken arm and Williams stepped into the spotlight against Hawai'i, rushing for 155 yards and two touchdowns on just 15 carries.

Williams set a new rushing record for true freshman at BYU with 166 carries, 775 yards and 12 touchdowns. He also caught 27 passes for 315 yards and one touchdown. Williams played in all 13 games and started eight.

En route to the eighth-straight bowl game and fourth consecutive bowl-victory under Mendenhall, the Cougars battled through a unique and challenging schedule. BYU opened the season with back-to-back victories, one coming against an enigma in Washington State, led by BYU alum Mike Leach, carrying his pedigree of high-powered offenses into LaVell Edwards Stadium for a Thursday evening season opener.

The blue Cougars of BYU dominated the game from start to finish, sending Wazzou home with a 30-6 loss, holding WSU without a touchdown. BYU's defense set the tone for the entire season with a performance to remember, allowing just 224 total yards. Meanwhile the home Cougars' offense rolled with senior Riley Nelson completing 25 of 36 passes for 285 yards and two touchdowns.

After a 45-13 win over Weber State, Nelson, playing with broken vertebrae, and BYU nearly completed another memorable comeback against Utah the following week at Rice-Eccles Stadium in one of the wildest college football games of the year. Down 24-7 in the fourth quarter, the Cougars cut it to 24-21. BYU had the ball at the Utah 34 with just seconds left when things got crazy.

An incomplete pass to JD Falslev fell to the turf as time was thought to be expired and the Utah fans rushed the field, only to be forced off by officials as one second was placed on the clock. BYU lined up for a 51-yard field goal from Justin Sorensen and had it blocked, sending the Utah fans into an on-field frenzy again.

Falslev picked up the ball and continued to run as the ball was still live, dodging Utah defenders and fans on the field. Officials threw a flag on Utah due to the fans, giving the Cougars another chance at a 36-yard field goal. This time Stephenson went for the try but the kick hit the upright, ending in a heartbreaking 24-21 loss.

The following week was another heartbreaker in a 7-6 loss in an epic stint before suffering a knee injury. Against Hawai'i, Hill did his damage

Despite five turnovers including a pick-six for the Broncos only touchdown, freshman Taysom Hill took over for Nelson and his ailing back in the fourth quarter and led BYU on a 95-yard touchdown drive. The Cougars elected to go for two and the win but the pass was tipped away in the end zone to end hopes of another thrilling win.

Hill started the next two games while Nelson recovered and went 2-0 in his stint before suffering a knee injury. Against Hawai'i, Hill did his damage

on the ground and in the air, rushing for 143 yards and one touchdown while throwing for 112 and two more scores. Williams also ran for 155 and two touchdowns in his first game as the main ball carrier after Michael Alisa broke an arm early in the game. The Cougars rushed for a season-best 396 yards in a 47-0 win over the Warriors.

After pitching a shutout, BYU's defense continued its stingy trend against the Aggies of Utah State in another defensive gem, this time a 6-3 win for the Cougars. BYU held the eventual WAC champs to just 243 total yards and only 41 yards on the ground. It was the third game in a row the defense had not allowed an offensive touchdown.

BYU faced two top-10 teams the following two weeks in No. 10 Oregon State and No. 5 Notre Dame. The Cougars were tied or leading in both games heading into the fourth quarter before suffering defeat in both contests.

In the first game in school history when the team wore special all-black uniforms, BYU went into the fourth quarter with a 21-21 tie with the unbeaten Beavers with a healthy Nelson back in the lineup but the defense struggled for the first time in the season, having trouble with Oregon State's speedy receivers.

A tipped pass falling into the hands of an OSU receiver for a score and a pass popped up in the air by Ross Apo landing in the arms of a streaking Beaver defensive back for a pick-six ended hopes of an upset in a 42-24 loss.

BYU went into South Bend looking to upset another undefeated team and led the Fighting Irish 14-10 in the fourth quarter. Notre Dame's ground game proved too much, wearing down the Cougars for 270 rushing yards and an eventual 17-14 loss for BYU.

A road trip to Georgia Tech, the eventual ACC Coastal champions, to face the spread option was the remedy the Cougars needed to bounce back. BYU stymied the Yellow Jacket attack, putting together one of the best defensive performances of the year in a 41-17 victory.

The Cougars held Georgia Tech to season lows in scoring, rushing yards and total yards and got back to their ways of not allowing any offensive touchdowns. Williams was the offensive story, scoring four touchdowns to lead BYU. The freshman ran 28 times for 107 yards and three scores, catching three passes for 54 yards, including a 39-yard touchdown.

BYU rolled Idaho 52-13 on senior night with Nelson tossing three touchdowns and fellow senior quarterback James Lark throwing another. The Cougars then headed to San Jose State to face an underrated Spartan team.

BYU was downed by San Jose State 20-14 after falling behind early and then having hopes ended of another comeback when a blitzing linebacker had an open hit on Nelson's blindside in the final minute, forcing a fumble to take the ball back and the win. Nelson also re-aggravated his injuries during the game.

Lark started the final regular season game against New Mexico State, his first career start, and made the most of it, throwing for 384 yards and six touchdowns, five going to Hoffman. BYU rolled to a 50-14 win, ending the regular season 7-5, followed up by the Cougars bowl victory with Lark at the helm.

With the return of Van Noy and Hoffman, along with several veterans and up-and-coming playmakers, the Cougars eye 2013 with optimism amidst a formidable challenge yet again.

2012 SEASON RESULTS

DATE	OPPONENT	SCORE	RECORD	ATTENDANCE	TV
Aug. 30	Washington State	W, 30-6	1-0	57,045	ESPN
Sep. 8	Weber State	W, 45-13	2-0	60,314	BYUtv
Sep. 15	at Utah	L, 24-21	2-1	45,653	ESPN2
Sep. 20	at No. 24 Boise State	L, 7-6	2-2	36,864	ESPN
Sep. 28	Hawai'i	W, 47-0	3-2	62,022	ESPN
Oct. 5	Utah State	W, 6-3	4-2	63,086	ESPN
Oct. 13	No. 10 Oregon State	L, 42-24	4-3	63,489	ABC
Oct. 20	at No. 5 Notre Dame	L, 17-14	4-4	80,795	NBC
Oct. 27	at Georgia Tech	W, 41-17	5-4	50,103	Fox Sports
Nov. 10	Idaho	W, 52-13	6-4	61,009	ESPN
Nov. 17	at San Jose State	L, 20-14	6-5	15,494	ESPN2
Nov. 24	at New Mexico State	W, 50-14	7-5	12,571	ESPN3
Dec. 20	vs. San Diego State	W, 23-6	8-5	35,442	ESPN

The Automated ScoreBook
BYU Cougars Overall Team Statistics (as of Dec 20, 2012)
All games

Team Statistics	BYU	OPP
SCORING	373	182
Points Per Game	28.7	14.0
FIRST DOWNS	300	191
Rushing	122	63
Passing	158	106
Penalty	20	22
RUSHING YARDAGE	1991	1130
Yards gained rushing	2346	1503
Yards lost rushing	355	373
Rushing Attempts	505	412
Average Per Rush	3.9	2.7
Average Per Game	153.2	86.9
TDs Rushing	22	5
PASSING YARDAGE	3214	2329
Comp-Att-Int	296-498-17	214-378-12
Average Per Pass	6.5	6.2
Average Per Catch	10.9	10.9
Average Per Game	247.2	179.2
TDs Passing	25	12
TOTAL OFFENSE	5205	3459
Total Plays	1003	790
Average Per Play	5.2	4.4
Average Per Game	400.4	266.1
KICK RETURNS: #-Yards	26-616	41-850
PUNT RETURNS: #-Yards	30-258	20-132
INT RETURNS: #-Yards	12-149	17-278
KICK RETURN AVERAGE	23.7	20.7
PUNT RETURN AVERAGE	8.6	6.6
INT RETURN AVERAGE	12.4	16.4
FUMBLES-LOST	20-8	19-10
PENALTIES-Yards	80-690	82-735
Average Per Game	53.1	56.5
PUNTS-Yards	60-2712	87-3654
Average Per Punt	45.2	42.0
Net punt average	41.0	37.2
KICKOFFS-Yards	71-4410	43-2637
Average Per Kick	62.1	61.3
Net kick average	51.1	38.3
TIME OF POSSESSION/Game	31:57	28:03
3RD-DOWN Conversions	97/212	48/181
3rd-Down Pct	46%	27%
4TH-DOWN Conversions	20/28	8/19
4th-Down Pct	71%	42%
SACKS BY-Yards	34-220	30-203
MISC YARDS	0	0
TOUCHDOWNS SCORED	50	22
FIELD GOALS-ATTEMPTS	10-18	10-17
ON-SIDE KICKS	1-1	0-0
RED-ZONE SCORES	(50-64) 78%	(18-28) 64%
RED-ZONE TOUCHDOWNS	(40-64) 63%	(12-28) 43%
PAT-ATTEMPTS	(43-49) 88%	(20-22) 91%
ATTENDANCE	366965	276922
Games/Avg Per Game	6/61161	7/39560
Neutral Site Games		0/0

Score by Quarters	1st	2nd	3rd	4th	OT	Total
BYU Cougars	70	132	60	111	0	373
Opponents	61	30	53	38	0	182

The Automated ScoreBook
BYU Cougars Overall Individual Statistics (as of Dec 20, 2012)
All games

Rushing	gp-gs	att	gain	loss	net	avg	td	lg	avg/g
WILLIAMS, Jamaa	13-8	166	802	27	775	4.7	12	49	59.6
HILL, Taysom	6-1	55	374	38	336	6.1	4	68	56.0
ALISA, Michael	6-5	58	246	24	222	3.8	1	21	37.0
FOOTE, David	13-0	42	210	12	198	4.7	0	28	15.2
NELSON, Riley	10-9	86	359	163	196	2.3	1	20	19.6
LASIKE, Paul	12-0	33	129	0	129	3.9	2	11	10.8
FALSLEV, JD	13-2	18	128	19	109	6.1	0	53	8.4
PRITCHARD, Iona	13-4	13	42	3	39	3.0	0	13	3.0
LARK, James	8-2	17	44	26	18	1.1	1	11	2.2
KURESA, Alex	10-1	3	9	0	9	3.0	0	6	0.9
MENDENHALL, Ze	13-4	2	3	0	3	1.5	1	2	0.2
TEAM	9-0	12	0	43	-43	-3.6	0	0	-4.8
Total	13	505	2346	355	1991	3.9	22	68	153.2
Opponents	13	412	1503	373	1130	2.7	5	55	86.9

Passing	gp-gs	effic	comp	att	in	pct	yds	td	lg	avg/g
NELSON, Riley	10-9	119.10	181-308	13	58.8	2011	13	53	201.1	
LARK, James	8-2	138.58	73-116	2	62.9	778	8	64	97.2	
HILL, Taysom	6-1	122.39	42-71	2	59.2	425	4	28	70.8	
TEAM	9-0	0.00	0-3	0	0.0	0	0	0	0.0	
Total	13	123.39	296-498	17	59.4	3214	25	64	247.2	
Opponents	13	112.50	214-378	12	56.6	2329	12	67	179.2	

Receiving	gp-gs	no.	yds	avg	td	lg	avg/g
HOFFMAN, Cody	13-13	100	1248	12.5	11	64	96.0
FALSLEV, JD	13-2	37	274	7.4	2	21	21.1
APO, Ross	12-12	31	311	10.0	1	53	25.9
FRIEL, Kaneakua	13-13	30	308	10.3	5	25	23.7
WILLIAMS, Jamaa	13-8	27	315	11.7	1	39	24.2
RIDLEY, Skyler	13-0	20	206	10.3	1	24	15.8
FOOTE, David	13-0	12	122	10.2	1	20	9.4
MAHINA, Devin	9-0	8	128	16.0	2	38	14.2
WILSON, Richard	12-3	7	102	14.6	0	32	8.5
ALISA, Michael	6-5	6	23	3.8	0	7	3.8
KURESA, Alex	10-1	4	51	12.8	0	27	5.1
MENDENHALL, Ze	13-4	3	15	5.0	0	8	1.2
MATHEWS, Mitch	6-0	2	27	13.5	0	23	4.5
HOLT, Austin	4-0	2	22	11.0	0	13	5.5
HENDERSON, Kurt	2-0	2	19	9.5	0	11	9.5
RAYMOND, Cody	3-0	2	5	2.5	1	3	1.7
LASIKE, Paul	12-0	1	25	25.0	0	25	2.1
REDEN, Stehly	8-0	1	7	7.0	0	7	0.9
MATHEWS, Marcu	3-0	1	6	6.0	0	6	2.0
Total	13	296	3214	10.9	25	64	247.2
Opponents	13	214	2329	10.9	12	67	179.2

Punt Returns	no.	yds	avg	td	lg
FALSLEV, JD	26	247	9.5	0	42
FOOTE, David	1	0	0.0	0	0
KURESA, Alex	1	5	5.0	0	5
VAN NOY, Kyle	1	8	8.0	0	8
RAYMOND, Cody	1	-2	-2.0	0	0
Total	30	258	8.6	0	42
Opponents	20	132	6.6	0	57

Interceptions	no.	yds	avg	td	lg
SORENSEN, Danie	3	27	9.0	0	26
VAN NOY, Kyle	2	26	13.0	1	17
UNGA, Uani	1	22	22.0	0	22
KAVEINGA, Uona	1	0	0.0	0	0
BUCKNER, Robbie	1	0	0.0	0	0
ANSAH, Ezekiel	1	-2	-2.0	0	0
JOHNSON, Jordan	1	64	64.0	0	64
FUA, Alani	1	12	12.0	0	12
HADLEY, Preston	1	0	0.0	0	0
Total	12	149	12.4	1	64
Opponents	17	278	16.4	3	49

Kick Returns	no.	yds	avg	td	lg
FALSLEV, JD	11	286	26.0	0	44
SAMPSON, Joe	8	168	21.0	0	44
HOFFMAN, Cody	3	72	24.0	0	34
FOOTE, David	2	35	17.5	0	19
HAGUE, Mike	2	55	27.5	0	32
Total	26	616	23.7	0	44
Opponents	41	850	20.7	1	97

Fumble Returns	no.	yds	avg	td	lg
HADLEY, Spencer	2	3	1.5	1	2
KAVEINGA, Uona	1	23	23.0	0	23
VAN NOY, Kyle	0	0	0.0	1	0
Total	3	26	8.7	2	23
Opponents	2	59	29.5	1	47

The Automated ScoreBook
BYU Cougars Overall Individual Statistics (as of Dec 20, 2012)
All games

Scoring	td	fg	PAT				dx	saf	pts
			kick	rush	rcv	pass			
WILLIAMS, Jamaa	13	-	-	-	-	-	-	78	
HOFFMAN, Cody	11	-	-	-	-	-	-	66	
SORENSEN, Justi	-	6-12	27-30	-	-	-	-	45	
FRIEL, Kaneakua	5	-	-	-	-	-	-	30	
STEPHENSON, Ril	-	4-6	16-19	-	-	-	-	28	
HILL, Taysom	4	-	-	-	-	0-1	-	24	
FALSLEV, JD	2	-	-	-	-	-	-	12	
LASIKE, Paul	2	-	-	-	-	-	-	12	
VAN NOY, Kyle	2	-	-	-	-	-	-	12	
MAHINA, Devin	2	-	-	-	-	-	-	12	
LARK, James	1	-	-	-	-	-	-	6	
NELSON, Riley	1	-	-	-	-	-	-	6	
RIDLEY, Skyler	1	-	-	-	-	-	-	6	
APO, Ross	1	-	-	-	-	-	-	6	
MENDENHALL, Ze	1	-	-	-	-	-	-	6	
ALISA, Michael	1	-	-	-	-	-	-	6	
RAYMOND, Cody	1	-	-	-	-	-	-	6	
FOOTE, David	1	-	-	-	-	-	-	6	
HADLEY, Spencer	1	-	-	-	-	-	-	6	
Total	50	10-18	43-49	-	-	0-1	-	373	
Opponents	22	10-17	20-22	-	-	-	-	182	

Total Offense	g	plays	rush	pass	total	avg/g
NELSON, Riley	10	394	196	2011	2207	220.7
LARK, James	8	133	18	778	796	99.5
WILLIAMS, Jamaa	13	166	775	0	775	59.6
HILL, Taysom	6	126	336	425	761	126.8
ALISA, Michael	6	58	222	0	222	37.0
FOOTE, David	13	42	198	0	198	15.2
LASIKE, Paul	12	33	129	0	129	10.8
FALSLEV, JD	13	18	109	0	109	8.4
PRITCHARD, Iona	13	13	39	0	39	3.0
KURESA, Alex	10	3	9	0	9	0.9
MENDENHALL, Ze	13	2	3	0	3	0.2
TEAM	9	15	-43	0	-43	-4.8
Total	13	1003	1991	3214	5205	400.4
Opponents	13	790	1130	2329	3459	266.1

Field Goals	fg	pct.	01-19	20-29	30-39	40-49	50-99	lg	blk
STEPHENSON, Ril	4-6	66.7	0-0	2-3	2-3	0-0	0-0	33	0
SORENSEN, Justi	6-12	50.0	0-0	3-5	3-5	0-2	0-0	35	1

FG Sequence	BYU Cougars	Opponents
Washington State	(28),(21),(31),26	(47),(41)
Weber State	(33)	-
UTAH	44,36	37,(48)
Boise State	-	33
Hawai'i	-	-
Utah State	34	(26),38
Oregon State	(35)	-
Notre Dame	46	40,28,(24)
Georgia Tech	(26),25,(26)	35,(20)
IDAHO	28,(31)	53,(39),(35)
San Jose State	-	-
NMSU	39,(31)	-
San Diego State	(23)	(27),(23)

Punting	no.	yds	avg	lg	tb	fc	i2050+	blk	
STEPHENSON, Ril	59	268	45.4	61	5	10	30	26	0
HILL, Taysom	1	31	31.0	31	1	0	0	0	0
Total	60	271	45.2	61	6	10	30	26	0
Opponents	87	365	42.0	74	8	18	22	27	3

Kickoffs	no.	yds	avg	tb	ob	retn	net ydIn	
SORENSEN, Justi	63	393	62.4	26	3			
STEPHENSON, Ril	8	480	60.0	0	1			
Total	71	441	62.1	26	4	20.7	41.0	24
Opponents	43	263	61.3	15	2	23.7	38.3	26

Numbers in (parentheses) indicate field goal was made.

The Automated ScoreBook
BYU Cougars Overall Individual Statistics (as of Dec 20, 2012)
All games

All Purpose	g	rush	rcv	pr	kr	ir	total	avg/g
HOFFMAN,	13	0	1248	0	72	0	1320	101.5
WILLIAMS, J	13	775	315	0	0	0	1090	83.8
FALSLEV, JD	13	109	274	247	286	0	916	70.5
FOOTE, Davi	13	198	122	0	35	0	355	27.3
HILL, Tayso	6	336	0	0	0	0	336	56.0
APO, Ross	12	0	311	0	0	0	311	25.9
FRIEL, Kane	13	0	308	0	0	0	308	23.7
ALISA, Micha	6	222	23	0	0	0	245	40.8
RIDLEY, Skyl	13	0	206	0	0	0	206	15.8
NELSON, Ril	10	196	0	0	0	0	196	19.6
SAMPSON, J	9	0	0	0	168	0	168	18.7
LASIKE, Paul	12	129	25	0	0	0	154	12.8
MAHINA, De	9	0	128	0	0	0	128	14.2
WILSON, Ric	12	0	102	0	0	0	102	8.5
KURESA, Ale	10	9	51	5	0	0	65	6.5
JOHNSON, J	12	0	0	0	0	64	64	5.3
HAGUE, Mik	4	0	0	0	55	0	55	13.8
PRITCHARD,	13	39	0	0	0	0	39	3.0
VAN NOY, Ky	13	0	0	8	0	26	34	2.6
MATHEWS,	6	0	27	0	0	0	27	4.5
SORENSEN,	13	0	0	0	0	27	27	2.1
HOLT, Austin	4	0	22	0	0	0	22	5.5
UNGA, Uani	13	0	0	0	0	22	22	1.7
HENDERSO	2	0	19	0	0	0	19	9.5
LARK, James	8	18	0	0	0	0	18	2.2
MENDENHA	13	3	15	0	0	0	18	1.4
FUA, Alani	13	0	0	0	0	12	12	0.9
REDEN, Steh	8	0	7	0	0	0	7	0.9
MATHEWS,	3	0	6	0	0	0	6	2.0
RAYMOND,	3	0	5	-2	0	0	3	1.0
ANSAH, Eze	13	0	0	0	0	-2	-2	-0.2
TEAM	9	-43	0	0	0	0	-43	-4.8
Total	13	1991	3214	258	616	149	6228	479.1
Opponents	13	1130	2329	132	850	278	4719	363.0

The Automated ScoreBook
 BYU Cougars Overall Defensive Statistics (as of Dec 20, 2012)
 All games

##	Defensive Leaders	gp-gs	Tackles				tfl/yds	Sacks no-yds	Pass defense			Fumbles		blkd	
			ua	a	tot				int-yds	brup	qbh	rcv-yds	ff	kick	saf
44	OGLETREE, Brand	13-13	50	52	102	13.5-27	.	.	4	1
9	SORENSEN, Danie	13-13	41	27	68	2.0-5	.	3-27	5	.	1-0	2	.	.	.
7	HADLEY, Preston	13-13	33	33	66	3.5-15	1.5-9	1-0	7	2	.	1	.	.	.
47	ANSAH, Ezekiel	13-9	35	27	62	13.0-37	4.5-20	1--2	9	6	.	1	.	.	.
0C	HADLEY, Spencer	13-13	30	25	55	9.0-33	3.5-25	.	1	2	2-3	1	.	.	.
3	VAN NOY, Kyle	13-13	37	16	53	22.0-120	13.0-90	2-26	5	8	1-0	6	2	.	.
4	KAVEINGA, Uona	13-13	24	25	49	4.5-17	0.5-5	1-0	2	.	1-23
6	JOHNSON, Jordan	12-12	35	13	48	1.5-6	.	1-64	15	.	1-0
20	BILLS, Craig	13-5	31	16	47	.	.	.	5	.	.	1	.	.	.
98	FUGA, Romney	13-13	16	26	42	2.5-4	1.5-3	.	1
0B	SAMPSON, Joe	9-8	21	12	33	1.0-2	.	.	2	1
41	UNGA, Uani	13-0	16	12	28	3.0-10	1.0-9	1-22	1	.	.	1	.	.	.
52	TIALAVEA, Russe	13-13	5	19	24	2.0-6	1.0-4	.	2	.	2-0	.	3	.	.
90	KAUFUSI, Bronso	13-0	11	12	23	5.5-35	4.5-32	.	1	1	1-0
5E	FUA, Alani	13-0	8	5	13	.	.	1-12
55	MANUMALEUNA, Ea	4-4	5	6	11	4.0-17	2.0-14	.	1	1	.	1	.	.	.
22	PIKULA, Manoa	12-0	6	3	9	1.5-10
27	FOOTE, David	13-0	4	4	8	1	.	.
50	PECK, Remington	9-0	5	2	7	1.0-9	1.0-9
1H	HADLEY, Matt	7-0	5	2	7	0.5-2
32	HAGUE, Mike	4-0	3	3	6	.	.	.	1
33	LASIKE, Paul	12-0	3	1	4
93	VEA, Simote	9-0	4	.	4	1-0
2	HOFFMAN, Cody	13-13	3	1	4
15	KURESA, Alex	10-1	2	1	3
96	HORNUNG, Reed	13-0	1	2	3
17	RIDLEY, Skyler	13-0	2	1	3
34	JORGENSEN, Aust	4-0	1	1	2
21	WILLIAMS, Jamaa	13-8	2	.	2
29	POVEY, Skye	3-0	1	1	2
12	FALSLEV, JD	13-2	1	1	2
5	PRITCHARD, Iona	13-4	1	1	2
13	NELSON, Riley	10-9	.	1	1
48	SAMPSON, Nate	1-0	.	1	1
95	MUEHLMANN, Mike	2-0	.	1	1	1
45	BECK, Tyler	4-0	1	.	1
24	HANNEMANN, Mica	8-0	1	.	1
56	LEUTA-DOUYERE,	10-0	.	1	1	1
73	KAFU, Solomone	10-8	1	.	1
19	THOMPSON, Brett	11-0	.	1	1
35	MENDENHALL, Zed	13-4	.	1	1
26	BUCKNER, Robbie	5-1	.	1	1	.	.	1-0	1
1A	STOUT, Zac	1-0	1	.	1
76	HANSEN, Braden	10-10	1	.	1
75	BROWN, Braden	13-13	1	.	1
92	CRICHTON, Tui	8-0	.	1	1
72	MATHEWS, Ryker	13-13	1	.	1
99	STEPHENSON, Ril	13-0	1	.	1
Total		13	450	358	808	90-355	34-220	12-149	63	24	10-26	14	6	.	.
Opponents		13	553	444	997	69-295	30-203	17-278	61	16	8-59	12	2	.	.

The Automated ScoreBook
 BYU Cougars Combined Team Statistics (as of Dec 20, 2012)
 All games

Date	Opponent	Score	Att.	Record:	Overall	Home	Away	Neutral
Aug 30, 201	WASHINGTON STATE	W 30-6	57045	All games	8-5	5-1	3-4	0-0
Sep 08, 201	WEBER STATE	W 45-13	60314	Conference	0-0	0-0	0-0	0-0
09/15/12	at UTAH	L 21-24	45653	Non-Conference	8-5	5-1	3-4	0-0
Sep 20, 201	at #24 Boise State	L 6-7	36864					
Sep 28, 201	HAWAII	W 47-0	62022					
Oct 05, 201	UTAH STATE	W 6-3	63086	Team Statistics			BYU	OPP
Oct 13, 201	OREGON STATE	L 24-42	63489	FIRST DOWNS			300	191
Oct 20, 201	at #5 Notre Dame	L 14-17	80795	Rushing			122	63
Oct 27, 201	at Georgia Tech	W 41-17	50103	Passing			158	106
Nov 10, 201	IDAHO	W 52-13	61009	Penalty			20	22
Nov 17, 201	at San Jose State	L 14-20	15494	RUSHING YARDAGE			1991	1130
Nov 24, 201	at NMSU	W 50-14	12571	Rushing Attempts			505	412
Dec 20, 201	at San Diego State	W 23-6	35442	Average Per Rush			3.9	2.7
				Average Per Game			153.2	86.9

Rushing	gp-gs	att	gain	loss	net	avg	td	lg	avg/g
WILLIAMS, Jamaa	13-8	166	802	27	775	4.7	12	49	59.6
HILL, Taysom	6-1	55	374	38	336	6.1	4	68	56.0
ALISA, Michael	6-5	58	246	24	222	3.8	1	21	37.0
FOOTE, David	13-0	42	210	12	198	4.7	0	28	15.2
NELSON, Riley	10-9	86	359	163	196	2.3	1	20	19.6
LASIKE, Paul	12-0	33	129	0	129	3.9	2	11	10.8
FALSLEV, JD	13-2	18	128	19	109	6.1	0	53	8.4
PRITCHARD, Iona	13-4	13	42	3	39	3.0	0	13	3.0
LARK, James	8-2	17	44	26	18	1.1	1	11	2.2
KURESA, Alex	10-1	3	9	0	9	3.0	0	6	0.9
MENDENHALL, Ze	13-4	2	3	0	3	1.5	1	2	0.2
TEAM	9-0	12	0	43	-43	-3.6	0	0	-4.8
Total	13	505	2346	355	1991	3.9	22	68	153.2
Opponents	13	412	1503	373	1130	2.7	5	55	86.9

Passing	gp-gs	effic	comp	att	int	pct	yds	td	lg	avg/g
NELSON, Riley	10-9	119.10	181	308	13	58.8	2011	13	53	201.1
LARK, James	8-2	138.58	73	116	2	62.9	778	8	64	97.2
HILL, Taysom	6-1	122.39	42	71	2	59.2	425	4	28	70.8
TEAM	9-0	0.00	0	3	0	0.0	0	0	0	0.0
Total	13	123.39	296	498	17	59.4	3214	25	64	247.2
Opponents	13	112.50	214	378	12	56.6	2329	12	67	179.2

Receiving	gp-gs	no.	yds	avg	td	lg	avg/g
HOFFMAN, Cody	13-13	100	1248	12.5	11	64	96.0
FALSLEV, JD	13-2	37	274	7.4	2	21	21.1
APO, Ross	12-12	31	311	10.0	1	53	25.9
FRIEL, Kaneakua	13-13	30	308	10.3	5	25	23.7
WILLIAMS, Jamaa	13-8	27	315	11.7	1	39	24.2
RIDLEY, Skyler	13-0	20	206	10.3	1	24	15.8
FOOTE, David	13-0	12	122	10.2	1	20	9.4
MAHINA, Devin	9-0	8	128	16.0	2	38	14.2
WILSON, Richard	12-3	7	102	14.6	0	32	8.5
ALISA, Michael	6-5	6	23	3.8	0	7	3.8
KURESA, Alex	10-1	4	51	12.8	0	27	5.1
MENDENHALL, Ze	13-4	3	15	5.0	0	8	1.2
MATHEWS, Mitch	6-0	2	27	13.5	0	23	4.5
HOLT, Austin	4-0	2	22	11.0	0	13	5.5
HENDERSON, Kurt	2-0	2	19	9.5	0	11	9.5
RAYMOND, Cody	3-0	2	5	2.5	1	3	1.7
LASIKE, Paul	12-0	1	25	25.0	0	25	2.1
REDEN, Stehly	8-0	1	7	7.0	0	7	0.9
MATHEWS, Marcus	3-0	1	6	6.0	0	6	2.0
Total	13	296	3214	10.9	25	64	247.2
Opponents	13	214	2329	10.9	12	67	179.2

Field Goals	fg	pct.	01-19	20-29	30-39	40-49	50-99	lg	blk
STEPHENSON, Ril	4-6	66.7	0-0	2-3	2-3	0-0	0-0	33	0
SORENSEN, Justi	6-12	50.0	0-0	3-5	3-5	0-2	0-0	35	1

Scoring	td	fg	PAT				dpx	saf	pts
			kick	rush	rcv	pass			
WILLIAMS, Jamaa	13	-	-	-	-	-	-	78	
HOFFMAN, Cody	11	-	-	-	-	-	-	66	
SORENSEN, Justi	-	6-12	27-30	-	-	-	-	45	
FRIEL, Kaneakua	5	-	-	-	-	-	-	30	
STEPHENSON, Ril	-	4-6	16-19	-	-	-	-	28	
HILL, Taysom	4	-	-	-	-	0-1	-	24	
FALSLEV, JD	2	-	-	-	-	-	-	12	
MAHINA, Devin	2	-	-	-	-	-	-	12	
LASIKE, Paul	2	-	-	-	-	-	-	12	
VAN NOY, Kyle	2	-	-	-	-	-	-	12	
HADLEY, Spencer	1	-	-	-	-	-	-	6	

Team Statistics	BYU	OPP
FIRST DOWNS	300	191
Rushing	122	63
Passing	158	106
Penalty	20	22
RUSHING YARDAGE	1991	1130
Rushing Attempts	505	412
Average Per Rush	3.9	2.7
Average Per Game	153.2	86.9
TDs Rushing	22	5
PASSING YARDAGE	3214	2329
Comp-Att-Int	296-498-17	214-378-12
Average Per Pass	6.5	6.2
Average Per Catch	10.9	10.9
Average Per Game	247.2	179.2
TDs Passing	25	12
TOTAL OFFENSE	5205	3459
Average Per Play	5.2	4.4
Average Per Game	400.4	266.1
KICK RETURNS: #-Yards	26-616	41-850
PUNT RETURNS: #-Yards	30-258	20-132
INT RETURNS: #-Yards	12-149	17-278
FUMBLES-LOST	20-8	19-10
PENALTIES-Yards	80-690	82-735
PUNTS-AVG	60-45.2	87-42.0
TIME OF POSSESSION/G	31:57	28:03
3RD-DOWN Conversions	97/212	48/181
4TH-DOWN Conversions	20/28	8/19

Interceptions	no.	yds	avg	td	lg
SORENSEN, Danie	3	27	9.0	0	26
VAN NOY, Kyle	2	26	13.0	1	17
KAVEINGA, Uona	1	0	0.0	0	0
ANSAH, Ezekiel	1	-2	-2.0	0	0
FUA, Alani	1	12	12.0	0	12
HADLEY, Preston	1	0	0.0	0	0
UNGA, Uani	1	22	22.0	0	22
BUCKNER, Robbie	1	0	0.0	0	0
JOHNSON, Jordan	1	64	64.0	0	64

Punting	no.	yds	avg	lg	tb	fc	i2050+	blk
STEPHENSON, Ril	59	268	45.4	61	5	10	30	26
HILL, Taysom	1	31	31.0	31	1	0	0	0

Punt Returns	no.	yds	avg	td	lg
FALSLEV, JD	26	247	9.5	0	42
VAN NOY, Kyle	1	8	8.0	0	8
RAYMOND, Cody	1	-2	-2.0	0	0
KURESA, Alex	1	5	5.0	0	5
FOOTE, David	1	0	0.0	0	0
Total	30	258	8.6	0	42
Opponents	20	132	6.6	0	57

Kick Returns	no.	yds	avg	td	lg
FALSLEV, JD	11	286	26.0	0	44
SAMPSON, Joe	8	168	21.0	0	44
HOFFMAN, Cody	3	72	24.0	0	34
HAGUE, Mike	2	55	27.5	0	32
FOOTE, David	2	35	17.5	0	19
Total	26	616	23.7	0	44
Opponents	41	850	20.7	1	97

All Purpose	g	rush	rcv	pr	kr	ir	total	avg/g
HOFFMAN, C	13	0	1248	0	72	0	1320	101.5
WILLIAMS, J	13	775	215	0	0	0	1000	83.8

The Automated ScoreBook
 BYU Cougars Game Results (as of Dec 20, 2012)
 All games

Date	Opponent	Score	Overall	Conference	Time	Attend
Aug 30, 2012	WASHINGTON STATE	W 30-6	1-0	0-0	3:24	57045
Sep 08, 2012	WEBER STATE	W 45-13	2-0	0-0	3:13	60314
09/15/12	at UTAH	L 21-24	2-1	0-0	3:43	45653
Sep 20, 2012	at #24 Boise State	L 6-7	2-2	0-0	2:57	36864
Sep 28, 2012	HAWAII	W 47-0	3-2	0-0	3:21	62022
Oct 05, 2012	UTAH STATE	W 6-3	4-2	0-0	3:09	63086
Oct 13, 2012	OREGON STATE	L 24-42	4-3	0-0	3:31	63489
Oct 20, 2012	at #5 Notre Dame	L 14-17	4-4	0-0	3:04	80795
Oct 27, 2012	at Georgia Tech	W 41-17	5-4	0-0	2:57	50103
Nov 10, 2012	IDAHO	W 52-13	6-4	0-0	3:13	61009
Nov 17, 2012	at San Jose State	L 14-20	6-5	0-0	3:11	15494
Nov 24, 2012	at NMSU	W 50-14	7-5	0-0	3:10	12571
Dec 20, 2012	at San Diego State	W 23-6	8-5	0-0	3:19	35442

The Automated ScoreBook
 BYU Cougars Team Game-by-Game (as of Dec 20, 2012)
 All games

TEAM STATISTICS

Date	Opponent	Rushing				Receiving				Passing				Kick Returns				Punt Returns				tot off		
		no.	yds	td	lg	no.	yds	td	lg	cmp	att	int	yds	td	lg	no.	yds	td	lg	no.	yds		td	lg
Aug 30	WASHINGTON STATE	41	123	0	16	26	303	3	28	26-37-0	303	3	28	0	0	0	0	0	0	0	0	0	0	426
Sep 08	WEBER STATE	37	225	4	53	26	307	2	37	26-42-1	307	2	37	2	78	0	44	4	70	0	33	532		
09/15/12	at UTAH	42	106	1	20	17	206	2	47	17-37-1	206	2	47	3	62	0	32	1	34	0	34	312		
Sep 20	at Boise State	39	139	1	17	8	61	0	21	8-19-3	61	0	21	1	31	0	31	1	0	0	0	200		
Sep 28	HAWAII	54	396	5	68	14	144	2	25	14-24-1	144	2	25	1	23	0	23	3	15	0	13	540		
Oct 05	UTAH STATE	45	145	0	17	24	235	1	28	24-36-1	235	1	28	2	37	0	21	2	-2	0	0	380		
Oct 13	OREGON STATE	33	81	2	16	28	305	1	31	28-51-3	305	1	31	2	34	0	20	2	30	0	27	386		
Oct 20	at Notre Dame	25	66	0	21	23	177	2	20	23-36-2	177	2	20	2	30	0	16	1	-5	0	0	243		
Oct 27	at Georgia Tech	46	183	4	23	20	228	1	43	20-29-1	228	1	43	4	148	0	44	4	17	0	8	411		
Nov 10	IDAHO	45	252	2	49	25	285	4	53	25-42-0	285	4	53	3	55	0	37	2	-3	0	0	537		
Nov 17	at San Jose State	33	87	1	16	28	335	1	26	28-51-1	335	1	26	2	46	0	25	1	12	0	12	422		
Nov 24	at NMSU	35	136	1	28	34	384	6	64	34-50-0	384	6	64	3	51	0	20	6	73	0	42	520		
Dec 20	at San Diego State	30	52	1	14	23	244	0	38	23-44-3	244	0	38	1	21	0	21	3	17	0	17	296		
Opponents		505	1991	22	68	296	3214	25	64	296-498-1	3214	25	64	26	616	0	44	30	258	0	42	5205		
		412	1130	5	55	214	2329	12	67	214-378-1	2329	12	67	41	850	1	97	20	132	0	57	3459		

Games played: 13
 Avg per rush: 3.9
 Avg per catch: 10.9
 Pass efficiency: 123.39
 Kick ret avg: 23.7
 Punt ret avg: 8.6
 All purpose avg/game: 479.1
 Total offense avg/gm: 400.4

Date	Opponent	Tackles				Sacks no-yds	Fumble		Pass Defense			Blkd kick	PAT Attempts			saf	pts	
		ua	a	total	tfl-yds		ff	fr-yds	int-yds	qbh	brup		kick	rush	rcv			
Aug 3	WASHINGTON STA	39	18	57	7.0-30	3.0-22	0	0-0	2-64	7	7	1	3-3	0	0	0	0	30
Sep 0	WEBER STATE	44	38	82	9.0-50	6.0-40	3	2-23	0-0	2	6	1	6-6	0	0	0	0	45
09/15/12	at UTAH	37	42	79	11.0-42	4.0-22	1	0-0	0-0	0	3	1	3-3	0	0	0	0	21
Sep 2	at Boise State	46	22	68	7.0-13	1.0-5	0	0-0	0-0	0	4	0	0-0	0	0	0	0	6
Sep 2	HAWAII	31	24	55	7.0-44	3.0-33	2	2-1	1-0	5	6	0	5-7	0	0	0	0	47
Oct 05	UTAH STATE	40	8	48	9.0-30	3.0-13	1	1-0	1-0	4	6	0	0-1	0	0	0	0	6
Oct 13	OREGON STATE	28	30	58	4.0-8	2.0-6	0	0-0	0-0	3	6	0	3-3	0	0	0	0	24
Oct 20	at Notre Dame	26	40	66	6.0-18	1.0-8	0	0-0	1-9	1	2	0	2-2	0	0	0	0	14
Oct 27	at Georgia Tech	32	22	54	5.0-15	1.0-6	1	0-0	1-26	0	1	1	5-5	0	0	0	0	41
Nov 1	IDAHO	33	20	53	1.0-2	0.0-0	3	3-2	2-22	2	6	0	7-7	0	0	0	0	52
Nov 1	at San Jose State	36	30	66	8.0-32	2.0-10	1	0-0	1-1	0	4	1	2-2	0	0	0	0	14
Nov 2	at NMSU	19	40	59	8.0-50	5.0-44	0	0-0	0-0	0	7	0	5-7	0	0	0	0	50
Dec 2	at San Diego State	39	24	63	8.0-21	3.0-11	2	2-0	3-27	0	5	1	2-3	0	0	0	0	23
Opponents		450	358	808	90.0-355	34.0-220	14	10-26	12-149	24	63	6	43-49	0	0	0	0	373
		553	444	997	69.0-295	30.0-203	12	8-59	17-278	16	61	2	20-22	0	0	0	0	182

Date	Opponent	Punting							Field Goals			Kickoffs						
		no.	yds	avg	long	blkd	tb	fc	50+	i20	md-att	long	blkd	no.	yds	avg	tb	ob
Aug 3	WASHINGTON STA	2	98	49.0	53	0	0	0	1	1	3-4	31	0	7	430	61.4	1	0
Sep 0	WEBER STATE	5	266	53.2	61	0	1	0	4	3	1-1	33	0	8	480	60.0	1	1
09/15/12	at UTAH	7	300	42.9	53	0	0	1	3	4	0-2	0	1	4	240	60.0	2	0
Sep 2	at Boise State	6	282	47.0	57	0	0	1	4	4	0-0	0	0	2	130	65.0	1	0
Sep 2	HAWAII	4	179	44.8	61	0	1	1	1	1	0-0	0	0	8	519	64.9	4	0
Oct 05	UTAH STATE	6	254	42.3	57	0	1	1	2	1	0-1	0	1	2	108	54.0	0	0
Oct 13	OREGON STATE	5	234	46.8	60	0	0	1	2	2	1-1	35	0	5	315	63.0	2	0
Oct 20	at Notre Dame	6	281	46.8	55	0	1	2	3	2	0-1	0	0	3	189	63.0	1	0
Oct 27	at Georgia Tech	2	108	54.0	61	0	1	0	1	1	2-3	26	0	8	501	62.6	2	0
Nov 1	IDAHO	2	85	42.5	55	0	0	0	1	2	1-2	31	0	9	575	63.9	4	1
Nov 1	at San Jose State	5	250	50.0	60	0	1	1	3	2	0-0	0	0	2	95	47.5	1	1
Nov 2	at NMSU	2	107	53.5	58	0	0	1	1	1	1-2	31	0	9	584	64.9	6	0
Dec 2	at San Diego State	8	268	33.5	44	0	0	1	0	6	1-1	23	0	4	244	61.0	1	1
Opponents		60	2712	45.2	61	0	6	10	26	30	10-18	35	2	71	4410	62.1	26	4
		87	3654	42.0	74	3	8	18	27	22	10-17	48	1	43	2637	61.3	15	2

The Automated ScoreBook
 BYU Cougars Opponent Game-by-Game (as of Dec 20, 2012)
 All games

OPPONENT STATISTICS

Date	Opponent	Rushing				Receiving				Passing				Kick Returns				Punt Returns				tot off
		no.	yds	td	lg	no.	yds	td	lg	cmp	att	int	yds	td	lg	no.	yds	td	lg	no.	yds	
Aug 30	WASHINGTON STATE	16	-5	0	5	30	229	0	26	30-45-2	229	0	26	6	140	0	63	1	17	0	17	224
Sep 08	WEBER STATE	43	115	2	28	15	139	0	39	15-28-0	139	0	39	6	105	0	34	3	7	0	7	254
09/15/12	at UTAH	35	49	0	11	18	196	2	39	18-27-0	196	2	39	2	33	0	18	4	85	0	57	245
Sep 20	at Boise State	40	116	0	35	15	145	0	23	15-26-0	145	0	23	1	40	0	40	4	4	0	4	261
Sep 28	HAWAII	27	41	0	18	12	108	0	30	12-27-1	108	0	30	4	72	0	22	0	0	0	0	149
Oct 05	UTAH STATE	24	41	0	12	22	202	0	16	22-39-1	202	0	16	2	27	0	16	1	6	0	6	243
Oct 13	OREGON STATE	28	118	2	30	20	332	3	59	20-32-0	332	3	59	3	64	0	23	1	15	0	15	450
Oct 20	at Notre Dame	43	270	1	55	8	119	1	33	8-17-1	119	1	33	2	37	0	20	2	-3	0	0	389
Oct 27	at Georgia Tech	35	117	0	22	4	40	0	12	4-12-1	40	0	12	6	182	1	97	1	-1	0	0	157
Nov 10	IDAHO	23	61	0	15	20	212	1	33	20-38-2	212	1	33	4	68	0	28	1	-5	0	0	273
Nov 17	at San Jose State	32	59	0	9	25	305	3	51	25-34-1	305	3	51	0	0	0	0	2	7	0	8	364
Nov 24	at NMSU	27	29	0	13	13	158	2	67	13-24-0	158	2	67	3	53	0	21	0	0	0	0	187
Dec 20	at San Diego State	39	119	0	15	12	144	0	34	12-29-3	144	0	34	2	29	0	19	0	0	0	0	263
BYU Cougars		412	1130	5	55	214	2329	12	67	214-378-1	2329	12	67	41	850	1	97	20	132	0	57	3459
		505	1991	22	68	296	3214	25	64	296-498-1	3214	25	64	26	616	0	44	30	258	0	42	5205

Games played: 13
 Avg per rush: 2.7
 Avg per catch: 10.9
 Pass efficiency: 112.50
 Kick ret avg: 20.7
 Punt ret avg: 6.6
 All purpose avg/game: 363.0
 Total offense avg/gm: 266.1

Date	Opponent	Tackles				Sacks no-yds	Fumble		Pass Defense			Blkd kick	PAT Attempts			saf	pts		
		ua	a	total	tfl-yds		ff	fr-yds	int-yds	qbh	brup		kick	rush	rcv				
Aug 3	WASHINGTON STA	47	32	79	7.0-26	2.0-16	0	0-0	0-0	2	7	0	0-0	0	0	0	0	0	6
Sep 0	WEBER STATE	47	30	77	3.0-17	1.0-11	1	1-12	1-25	0	7	0	1-2	0	0	0	0	0	13
09/15/12	at UTAH	37	46	83	8.0-21	4.0-14	3	1-47	1-13	0	5	0	3-3	0	0	0	0	24	
Sep 2	at Boise State	31	32	63	9.0-36	3.0-18	2	2-0	3-42	0	2	0	1-1	0	0	0	0	7	
Sep 2	HAWAII	53	24	77	7.0-37	4.0-24	1	0-0	1-13	1	3	1	0-0	0	0	0	0	0	
Oct 05	UTAH STATE	53	34	87	0.0-0	0.0-0	0	0-0	1-8	1	6	1	0-0	0	0	0	0	3	
Oct 13	OREGON STATE	39	30	69	5.0-28	4.0-27	0	0-0	3-91	1	3	0	6-6	0	0	0	0	42	
Oct 20	at Notre Dame	31	38	69	7.0-42	4.0-36	0	0-0	2-7	7	2	0	2-2	0	0	0	0	17	
Oct 27	at Georgia Tech	51	32	83	4.0-10	1.0-5	0	0-0	1-22	0	2	0	2-2	0	0	0	0	17	
Nov 1	IDAHO	47	32	79	3.0-5	0.0-0	1	2-0	0-0	3	4	0	1-1	0	0	0	0	13	
Nov 1	at San Jose State	38	44	82	6.0-32	4.0-26	3	2-0	1-30	1	7	0	2-3	0	0	0	0	20	
Nov 2	at NMSU	31	62	93	4.0-16	1.0-8	1	0-0	0-0	0	7	0	2-2	0	0	0	0	14	
Dec 2	at San Diego State	48	8	56	6.0-25	2.0-18	0	0-0	3-27	0	6	0	0-0	0	0	0	0	6	
BYU Cougars		553	444	997	69.0-295	30.0-203	12	8-59	17-278	16	61	2	20-22	0	0	0	0	182	
		450	358	808	90.0-355	34.0-220	14	10-26	12-149	24	63	6	43-49	0	0	0	0	373	

Date	Opponent	Punting							Field Goals			Kickoffs						
		no.	yds	avg	long	blkd	tb	fc	50+	i20	md-att	long	blkd	no.	yds	avg	tb	ob
Aug 3	WASHINGTON STA	6	164	27.3	49	1	0	1	0	1	2-2	47	0	2	130	65.0	2	0
Sep 0	WEBER STATE	10	507	50.7	74	0	3	0	6	1	0-0	0	0	3	194	64.7	1	0
09/15/12	at UTAH	7	258	36.9	56	0	0	2	1	3	1-2	48	1	5	311	62.2	2	0
Sep 2	at Boise State	5	216	43.2	57	0	0	0	2	3	0-1	0	0	2	132	66.0	1	0
Sep 2	HAWAII	8	390	48.8	60	0	1	3	4	2	0-0	0	0	1	65	65.0	0	0
Oct 05	UTAH STATE	7	297	42.4	53	0	0	4	1	4	1-2	26	0	2	130	65.0	0	0
Oct 13	OREGON STATE	6	284	47.3	58	0	0	3	3	4	0-0	0	0	7	449	64.1	4	1
Oct 20	at Notre Dame	4	175	43.8	52	0	1	1	2	1	1-3	24	0	4	254	63.5	2	0
Oct 27	at Georgia Tech	6	195	32.5	52	1	0	1	1	1	1-2	20	0	4	234	58.5	0	0
Nov 1	IDAHO	5	209	41.8	51	0	0	1	1	0	2-3	39	0	3	157	52.3	0	0
Nov 1	at San Jose State	7	284	40.6	59	0	1	1	1	2	0-0	0	0	4	209	52.2	1	1
Nov 2	at NMSU	9	420	46.7	62	0	1	1	3	0	0-0	0	0	3	179	59.7	0	0
Dec 2	at San Diego State	7	255	36.4	53	1	1	0	2	0	2-2	27	0	3	193	64.3	2	0
BYU Cougars		87	3654	42.0	74	3	8	18	27	22	10-17	48	1	43	2637	61.3	15	2
		60	2712	45.2	61	0	6	10	26	30	10-18	35	2	71	4410	62.1	26	4

The Automated ScoreBook
 BYU Cougars Game Superlatives (as of Dec 20, 2012)
 All games

INDIVIDUAL GAME HIGHS

Rushes	28	WILLIAMS, Jamaa at Georgia Tech (Oct 27, 2012)
Yards Rushing	155	WILLIAMS, Jamaa vs Hawai'i (Sep 28, 2012)
TD Rushes	3	WILLIAMS, Jamaa at Georgia Tech (Oct 27, 2012)
Long Rush	68	HILL, Taysom vs Hawai'i (Sep 28, 2012)
Pass attempts	51	NELSON, Riley vs Oregon State (Oct 13, 2012)
	51	NELSON, Riley at San Jose State (Nov 17, 2012)
Pass completions	34	LARK, James at NMSU (Nov 24, 2012)
Yards Passing	384	LARK, James at NMSU (Nov 24, 2012)
TD Passes	6	LARK, James at NMSU (Nov 24, 2012)
Long Pass	64	LARK, James at NMSU (Nov 24, 2012)
Receptions	13	HOFFMAN, Cody at San Jose State (Nov 17, 2012)
Yards Receiving	182	HOFFMAN, Cody at NMSU (Nov 24, 2012)
TD Receptions	5	HOFFMAN, Cody at NMSU (Nov 24, 2012)
Long Reception	64	HOFFMAN, Cody at NMSU (Nov 24, 2012)
Field Goals	3	STEPHENSON, Ril vs Washington State (Aug 30, 2012)
Long Field Goal	35	SORENSEN, Justi vs Oregon State (Oct 13, 2012)
Punts	8	STEPHENSON, Ril at San Diego State (Dec 20, 2012)
Punting Avg	54.0	STEPHENSON, Ril at Georgia Tech (Oct 27, 2012)
Long Punt	61	STEPHENSON, Ril vs Weber State (Sep 08, 2012)
	61	STEPHENSON, Ril vs Hawai'i (Sep 28, 2012)
	61	STEPHENSON, Ril at Georgia Tech (Oct 27, 2012)
Punts inside 20	6	STEPHENSON, Ril at San Diego State (Dec 20, 2012)
Long Punt Return	42	FALSLEV, JD at NMSU (Nov 24, 2012)
Long Kickoff Return	44	SAMPSON, Joe vs Weber State (Sep 08, 2012)
	44	FALSLEV, JD at Georgia Tech (Oct 27, 2012)
Tackles	12	OGLETREE, Brand at UTAH (09/15/12)
Sacks	3.0	VAN NOY, Kyle at NMSU (Nov 24, 2012)
Tackles For Loss	4.5	VAN NOY, Kyle at UTAH (09/15/12)
Interceptions	1	KAVEINGA, Uona vs Washington State (Aug 30, 2012)
	1	JOHNSON, Jordan vs Washington State (Aug 30, 2012)
	1	SORENSEN, Danie vs Hawai'i (Sep 28, 2012)
	1	HADLEY, Preston vs Utah State (Oct 05, 2012)
	1	VAN NOY, Kyle at Notre Dame (Oct 20, 2012)
	1	SORENSEN, Danie at Georgia Tech (Oct 27, 2012)
	1	BUCKNER, Robbie vs IDAHO (Nov 10, 2012)
	1	UNGA, Uani vs IDAHO (Nov 10, 2012)
	1	SORENSEN, Danie at San Jose State (Nov 17, 2012)
	1	VAN NOY, Kyle at San Diego State (Dec 20, 2012)
	1	FUA, Alani at San Diego State (Dec 20, 2012)
	1	ANSAH, Ezekiel at San Diego State (Dec 20, 2012)

The Automated ScoreBook
 BYU Cougars Game Superlatives (as of Dec 20, 2012)
 All games

TEAM GAME HIGHS

Rushes	54	vs Hawai'i (Sep 28, 2012)
Yards Rushing	396	vs Hawai'i (Sep 28, 2012)
Yards Per Rush	7.3	vs Hawai'i (Sep 28, 2012)
TD Rushes	5	vs Hawai'i (Sep 28, 2012)
Pass attempts	51	vs Oregon State (Oct 13, 2012)
	51	at San Jose State (Nov 17, 2012)
Pass completions	34	at NMSU (Nov 24, 2012)
Yards Passing	384	at NMSU (Nov 24, 2012)
Yards Per Pass	8.2	vs Washington State (Aug 30, 2012)
TD Passes	6	at NMSU (Nov 24, 2012)
Total Plays	87	vs IDAHO (Nov 10, 2012)
Total Offense	540	vs Hawai'i (Sep 28, 2012)
Yards Per Play	6.9	vs Hawai'i (Sep 28, 2012)
Points	52	vs IDAHO (Nov 10, 2012)
Sacks By	6	vs Weber State (Sep 08, 2012)
First Downs	30	vs Hawai'i (Sep 28, 2012)
Penalties	12	at UTAH (09/15/12)
Penalty Yards	112	vs Washington State (Aug 30, 2012)
Turnovers	5	at Boise State (Sep 20, 2012)
Interceptions By	3	at San Diego State (Dec 20, 2012)
Punts	8	at San Diego State (Dec 20, 2012)
Punting Avg	54.0	at Georgia Tech (Oct 27, 2012)
Long Punt	61	vs Weber State (Sep 08, 2012)
	61	vs Hawai'i (Sep 28, 2012)
	61	at Georgia Tech (Oct 27, 2012)
Punts inside 20	6	at San Diego State (Dec 20, 2012)
Long Punt Return	42	at NMSU (Nov 24, 2012)

The Automated ScoreBook
 BYU Cougars Game Superlatives (as of Dec 20, 2012)
 All games

OPPONENT INDIVIDUAL GAME HIGHS

Rushes	31	HARPER, D.J., at Boise State (Sep 20, 2012)
Yards Rushing	143	RIDDICK, at Notre Dame (Oct 20, 2012)
TD Rushes	1	Josh Booker, vs Weber State (Sep 08, 2012)
	1	Kris Parham, vs Weber State (Sep 08, 2012)
	1	Wheaton, Markus, vs Oregon State (Oct 13, 2012)
	1	Woods, Storm, vs Oregon State (Oct 13, 2012)
	1	ATKINSON, G., at Notre Dame (Oct 20, 2012)
Long Rush	55	RIDDICK, at Notre Dame (Oct 20, 2012)
Pass attempts	45	Tuel, Jeff, vs Washington State (Aug 30, 2012)
Pass completions	30	Tuel, Jeff, vs Washington State (Aug 30, 2012)
Yards Passing	332	Vaz, Cody, vs Oregon State (Oct 13, 2012)
TD Passes	3	Vaz, Cody, vs Oregon State (Oct 13, 2012)
	3	Fales, David, at San Jose State (Nov 17, 2012)
Long Pass	67	Manley, Andrew, at NMSU (Nov 24, 2012)
Receptions	8	Cooks, Brandin, vs Oregon State (Oct 13, 2012)
	8	Carr, Jabari, at San Jose State (Nov 17, 2012)
	8	Grigsby, Noel, at San Jose State (Nov 17, 2012)
Yards Receiving	173	Cooks, Brandin, vs Oregon State (Oct 13, 2012)
TD Receptions	2	Wheaton, Markus, vs Oregon State (Oct 13, 2012)
	2	Grigsby, Noel, at San Jose State (Nov 17, 2012)
Long Reception	67	Bateman, K., at NMSU (Nov 24, 2012)
Field Goals	2	Furney, Andrew, vs Washington State (Aug 30, 2012)
	2	Trey Farquhar, vs IDAHO (Nov 10, 2012)
	2	MARDEN, Chance, at San Diego State (Dec 20, 2012)
Long Field Goal	48	Petersen, Colem, at UTAH (09/15/12)
Punts	10	Tony Epperson, vs Weber State (Sep 08, 2012)
Punting Avg	50.7	Tony Epperson, vs Weber State (Sep 08, 2012)
Long Punt	74	Tony Epperson, vs Weber State (Sep 08, 2012)
Punts inside 20	4	Bennett, Tyler, vs Utah State (Oct 05, 2012)
	4	Kostol, Keith, vs Oregon State (Oct 13, 2012)
Long Punt Return	57	Henderson, Char, at UTAH (09/15/12)
Long Kickoff Return	97	Golden, J., at Georgia Tech (Oct 27, 2012)
Tackles	19	Smith, Keith, at San Jose State (Nov 17, 2012)
Sacks	2.0	Long, Travis, vs Washington State (Aug 30, 2012)
	2.0	Crichton, Scott, vs Oregon State (Oct 13, 2012)
	2.0	Tuitupou, David, at San Jose State (Nov 17, 2012)
Tackles For Loss	2.5	Long, Travis, vs Washington State (Aug 30, 2012)
Interceptions	1	Tony Epperson, vs Weber State (Sep 08, 2012)
	1	Lacy, Ryan, at UTAH (09/15/12)
	1	TAYLOR, Jamar, at Boise State (Sep 20, 2012)
	1	IOANE, Jeremy, at Boise State (Sep 20, 2012)
	1	ATKINSON, Mike, at Boise State (Sep 20, 2012)
	1	PHILLIPS, N., vs Hawai'i (Sep 28, 2012)
	1	Fackrell, Kyler, vs Utah State (Oct 05, 2012)
	1	Robinson, R., vs Oregon State (Oct 13, 2012)
	1	Poyer, Jordan, vs Oregon State (Oct 13, 2012)
	1	Reynolds, R., vs Oregon State (Oct 13, 2012)
	1	TE'O, at Notre Dame (Oct 20, 2012)
	1	SPOND, at Notre Dame (Oct 20, 2012)
	1	Johnson, I., at Georgia Tech (Oct 27, 2012)
	1	Pruitt, Jimmy, at San Jose State (Nov 17, 2012)
	1	PINKINS, Eric, at San Diego State (Dec 20, 2012)
	1	HOLDER, King, at San Diego State (Dec 20, 2012)
	1	SILUANO, Rene, at San Diego State (Dec 20, 2012)

The Automated ScoreBook
 BYU Cougars Game Superlatives (as of Dec 20, 2012)
 All games

OPPONENT TEAM GAME HIGHS

Rushes	43	vs Weber State (Sep 08, 2012)
	43	at Notre Dame (Oct 20, 2012)
Yards Rushing	270	at Notre Dame (Oct 20, 2012)
Yards Per Rush	6.3	at Notre Dame (Oct 20, 2012)
TD Rushes	2	vs Weber State (Sep 08, 2012)
	2	vs Oregon State (Oct 13, 2012)
Pass attempts	45	vs Washington State (Aug 30, 2012)
Pass completions	30	vs Washington State (Aug 30, 2012)
Yards Passing	332	vs Oregon State (Oct 13, 2012)
Yards Per Pass	10.4	vs Oregon State (Oct 13, 2012)
TD Passes	3	vs Oregon State (Oct 13, 2012)
	3	at San Jose State (Nov 17, 2012)
Total Plays	71	vs Weber State (Sep 08, 2012)
Total Offense	450	vs Oregon State (Oct 13, 2012)
Yards Per Play	7.5	vs Oregon State (Oct 13, 2012)
Points	42	vs Oregon State (Oct 13, 2012)
Sacks By	4	at UTAH (09/15/12)
	4	vs Hawai'i (Sep 28, 2012)
	4	vs Oregon State (Oct 13, 2012)
	4	at Notre Dame (Oct 20, 2012)
	4	at San Jose State (Nov 17, 2012)
First Downs	23	vs Oregon State (Oct 13, 2012)
Penalties	10	at UTAH (09/15/12)
Penalty Yards	112	at UTAH (09/15/12)
Turnovers	5	vs IDAHO (Nov 10, 2012)
	5	at San Diego State (Dec 20, 2012)
Interceptions By	3	at Boise State (Sep 20, 2012)
	3	vs Oregon State (Oct 13, 2012)
	3	at San Diego State (Dec 20, 2012)
Punts	10	vs Weber State (Sep 08, 2012)
Punting Avg	50.7	vs Weber State (Sep 08, 2012)
Long Punt	74	vs Weber State (Sep 08, 2012)
Punts inside 20	4	vs Utah State (Oct 05, 2012)
	4	vs Oregon State (Oct 13, 2012)
Long Punt Return	57	at UTAH (09/15/12)

The Automated ScoreBook
 BYU Cougars Red-Zone Results (as of Dec 20, 2012)
 All games

BYU Cougars Inside Opponent Red-Zone

Date	Opponent	Score	Times	Times	Total	Rush			Pass	FGs	Failed to score inside RZ				
			In RZ	Score	Pts	TDs	TDs	TDs	Made	FGA	Dow	Int	Fum	Half	Gam
Aug 30, 201	WASHINGTON STAT	30-6	6	5	23	2	0	2	3	1	0	0	0	0	0
Sep 08, 201	WEBER STATE	45-13	6	6	38	5	4	1	1	0	0	0	0	0	0
09/15/12	at UTAH	L 21-24	4	3	21	3	1	2	0	1	0	0	0	0	0
Sep 20, 201	at Boise State	L 6-7	2	1	6	1	1	0	0	0	0	1	0	0	0
Sep 28, 201	HAWAII	47-0	5	5	34	5	4	1	0	0	0	0	0	0	0
Oct 05, 201	UTAH STATE	6-3	3	1	6	1	0	1	0	1	1	0	0	0	0
Oct 13, 201	OREGON STATE	L 24-42	4	4	24	3	2	1	1	0	0	0	0	0	0
Oct 20, 201	at Notre Dame	L 14-17	3	2	14	2	0	2	0	0	0	1	0	0	0
Oct 27, 201	at Georgia Tech	41-17	7	6	34	4	4	0	2	1	0	0	0	0	0
Nov 10, 201	IDAHO	52-13	10	7	45	6	2	4	1	1	0	0	1	1	0
Nov 17, 201	at San Jose State	L 14-20	3	2	14	2	1	1	0	0	1	0	0	0	0
Nov 24, 201	at NMSU	50-14	7	6	36	5	1	4	1	1	0	0	0	0	0
Dec 20, 201	at San Diego State	23-6	4	2	9	1	1	0	1	0	0	1	0	1	0
Totals			64	50	304	40	21	19	10	6	2	3	1	2	0

50 of 64 (78.1%)

Opponents Inside BYU Cougars Red-Zone

Date	Opponent	Score	Times	Times	Total	Rush			Pass	FGs	Failed to score inside RZ				
			In RZ	Score	Pts	TDs	TDs	TDs	Made	FGA	Dow	Int	Fum	Half	Gam
Aug 30, 201	WASHINGTON STAT	30-6	1	0	0	0	0	0	0	0	0	1	0	0	0
Sep 08, 201	WEBER STATE	45-13	2	2	13	2	2	0	0	0	0	0	0	0	0
09/15/12	at UTAH	L 21-24	2	1	7	1	0	1	0	1	0	0	0	0	0
Sep 20, 201	at Boise State	L 6-7	3	0	0	0	0	0	0	1	2	0	0	0	0
Sep 28, 201	HAWAII	47-0	0	0	0	0	0	0	0	0	0	0	0	0	0
Oct 05, 201	UTAH STATE	6-3	2	1	3	0	0	0	1	1	0	0	0	0	0
Oct 13, 201	OREGON STATE	L 24-42	5	4	28	4	2	2	0	0	0	0	0	1	0
Oct 20, 201	at Notre Dame	L 14-17	5	3	17	2	1	1	1	2	0	0	0	0	0
Oct 27, 201	at Georgia Tech	41-17	2	1	3	0	0	0	1	1	0	0	0	0	0
Nov 10, 201	IDAHO	52-13	1	1	3	0	0	0	1	0	0	0	0	0	0
Nov 17, 201	at San Jose State	L 14-20	2	2	14	2	0	2	0	0	0	0	0	0	0
Nov 24, 201	at NMSU	50-14	1	1	7	1	0	1	0	0	0	0	0	0	0
Dec 20, 201	at San Diego State	23-6	2	2	6	0	0	0	2	0	0	0	0	0	0
Totals			28	18	101	12	5	7	6	6	2	1	0	1	0

18 of 28 (64.3%)

The Automated ScoreBook
 BYU Cougars By-Quarter Statistics (as of Dec 20, 2012)
 All games

3rd-Down Conversions

Date	Opponent	Score	Overall		1st Qtr		2nd Qtr		3rd Qtr		4th Qtr		Overtime	
Aug 30, 201	WASHINGTON STAT	30-6	10-17	58.8	4-5	80.0	3-5	60.0	2-4	50.0	1-3	33.3		
Sep 08, 201	WEBER STATE	45-13	7-15	46.7	3-7	42.9	1-2	50.0	2-4	50.0	1-2	50.0		
09/15/12	at UTAH	L 21-24	6-17	35.3	0-2	0.0	1-5	20.0	3-6	50.0	2-4	50.0		
Sep 20, 201	at Boise State	L 6-7	2-12	16.7	0-4	0.0	1-2	50.0	0-2	0.0	1-4	25.0		
Sep 28, 201	HAWAII	47-0	7-14	50.0	3-4	75.0	1-3	33.3	1-4	25.0	2-3	66.7		
Oct 05, 201	UTAH STATE	6-3	9-20	45.0	1-4	25.0	2-5	40.0	2-5	40.0	4-6	66.7		
Oct 13, 201	OREGON STATE	L 24-42	8-18	44.4	3-5	60.0	2-5	40.0	2-4	50.0	1-4	25.0		
Oct 20, 201	at Notre Dame	L 14-17	6-13	46.2	1-3	33.3	1-2	50.0	2-5	40.0	2-3	66.7		
Oct 27, 201	at Georgia Tech	41-17	9-16	56.2	3-6	50.0	1-3	33.3	2-3	66.7	3-4	75.0		
Nov 10, 201	IDAHO	52-13	8-17	47.1	1-3	33.3	3-6	50.0	1-4	25.0	3-4	75.0		
Nov 17, 201	at San Jose State	L 14-20	6-18	33.3	1-2	50.0	0-4	0.0	2-5	40.0	3-7	42.9		
Nov 24, 201	at NMSU	50-14	9-16	56.2	1-3	33.3	3-5	60.0	4-6	66.7	1-2	50.0		
Dec 20, 201	at San Diego State	23-6	10-19	52.6	1-4	25.0	6-7	85.7	2-4	50.0	1-4	25.0		
	BYU Cougars		97-21	45.8	22-52	42.3	25-54	46.3	25-56	44.6	25-50	50.0	0-0	0.0
	Opponents		48-18	26.5	12-43	27.9	15-53	28.3	11-43	25.6	10-42	23.8	0-0	0.0

4th-Down Conversions

Date	Opponent	Score	Overall		1st Qtr		2nd Qtr		3rd Qtr		4th Qtr		Overtime	
Aug 30, 201	WASHINGTON STAT	30-6	1-1	100.0	0-0	0.0	1-1	100.0	0-0	0.0	0-0	0.0		
Sep 08, 201	WEBER STATE	45-13	0-1	0.0	0-0	0.0	0-1	0.0	0-0	0.0	0-0	0.0		
09/15/12	at UTAH	L 21-24	2-2	100.0	0-0	0.0	1-1	100.0	0-0	0.0	1-1	100.0		
Sep 20, 201	at Boise State	L 6-7	2-2	100.0	1-1	100.0	0-0	0.0	0-0	0.0	1-1	100.0		
Sep 28, 201	HAWAII	47-0	1-2	50.0	0-0	0.0	0-0	0.0	1-1	100.0	0-1	0.0		
Oct 05, 201	UTAH STATE	6-3	1-3	33.3	1-2	50.0	0-0	0.0	0-1	0.0	0-0	0.0		
Oct 13, 201	OREGON STATE	L 24-42	3-3	100.0	0-0	0.0	3-3	100.0	0-0	0.0	0-0	0.0		
Oct 20, 201	at Notre Dame	L 14-17	0-0	0.0	0-0	0.0	0-0	0.0	0-0	0.0	0-0	0.0		
Oct 27, 201	at Georgia Tech	41-17	1-1	100.0	1-1	100.0	0-0	0.0	0-0	0.0	0-0	0.0		
Nov 10, 201	IDAHO	52-13	3-5	60.0	1-1	100.0	2-2	100.0	0-2	0.0	0-0	0.0		
Nov 17, 201	at San Jose State	L 14-20	3-5	60.0	0-0	0.0	0-1	0.0	0-0	0.0	3-4	75.0		
Nov 24, 201	at NMSU	50-14	3-3	100.0	0-0	0.0	2-2	100.0	0-0	0.0	1-1	100.0		
Dec 20, 201	at San Diego State	23-6	0-0	0.0	0-0	0.0	0-0	0.0	0-0	0.0	0-0	0.0		
	BYU Cougars		20-28	71.4	4-5	80.0	9-11	81.8	1-4	25.0	6-8	75.0	0-0	0.0
	Opponents		8-19	42.1	3-4	75.0	2-5	40.0	1-4	25.0	2-6	33.3	0-0	0.0

Time of Possession

Date	Opponent	Score	Overall		1st Qtr		2nd Qtr		3rd Qtr		4th Qtr		Overtime	
Aug 30, 201	WASHINGTON STAT	30-6	33:51		8:58		8:59		9:13		6:41			
Sep 08, 201	WEBER STATE	45-13	28:10		7:38		6:30		8:34		5:28			
09/15/12	at UTAH	L 21-24	27:54		3:36		7:36		9:18		7:24			
Sep 20, 201	at Boise State	L 6-7	28:00		6:36		6:32		8:06		6:46			
Sep 28, 201	HAWAII	47-0	35:49		9:48		7:11		8:49		10:01			
Oct 05, 201	UTAH STATE	6-3	34:49		7:38		9:10		8:35		9:26			
Oct 13, 201	OREGON STATE	L 24-42	31:14		9:25		8:40		7:24		5:45			
Oct 20, 201	at Notre Dame	L 14-17	29:19		6:44		7:21		8:12		7:02			
Oct 27, 201	at Georgia Tech	41-17	38:59		11:20		8:03		7:49		11:47			
Nov 10, 201	IDAHO	52-13	35:42		7:29		10:07		8:58		9:08			
Nov 17, 201	at San Jose State	L 14-20	28:03		5:22		5:28		7:24		9:49			
Nov 24, 201	at NMSU	50-14	34:32		7:09		9:32		9:18		8:33			
Dec 20, 201	at San Diego State	23-6	29:04		5:21		7:31		5:34		10:38			
	BYU Cougars	Total	415:26		97:04		102:40		107:14		108:28		0:00	
		Avg.	31:57		7:28		7:53		8:14		8:20		0:00	
	Opponents	Total	364:34		97:56		92:20		87:46		86:32		0:00	
		Avg.	28:02		7:32		7:06		6:45		6:39		0:00	

The Automated ScoreBook
 BYU Cougars Games Played (as of Dec 20, 2012)
 All games

##	PLAYER	GP-GS	WSU	WSU1	UTAH	BSU	UH	USU	OSU	ND	GT	IDAHO	SJSU	NMSU
42	ALISA, Michael	6/5	START	START	START	START	START
70	ALLETTO, Terran	4/-	...	XXX	XXX	XXX	XXX
5G	ANAE, Famika	4/1	XXX	...	XXX	XXX	START
47	ANSAH, Ezekiel	13/9	XXX	XXX	XXX	XXX	START	START	START	START	START	START	START	START
1	APO, Ross	12/12	START	...	START	START	START	START	START	START	START	START	START	START
45	BECK, Tyler	4/-	XXX	XXX	XXX	...	XXX
20	BILLS, Craig	13/5	XXX	XXX	XXX	XXX	XXX	XXX	XXX	XXX	START	START	START	START
58	BLACKMORE, Just	1/-	XXX
75	BROWN, Braden	13/13	START	START	START	START	START	START	START	START	START	START	START	START
26	BUCKNER, Robbie	5/1	XXX	XXX	XXX	XXX	START
92	CRICHTON, Tui	8/-	XXX	...	XXX	XXX	XXX	XXX	XXX	XXX
85	CUTLER, Dallin	2/-	XXX	XXX
94	DOMAN, Michael	1/-	...	XXX
2B	EVERETT, DeQuan	5/-	XXX	XXX	XXX	XXX
12	FALSLEV, JD	13/2	XXX	XXX	XXX	START	XXX	XXX	XXX	XXX	XXX	XXX	XXX	XXX
27	FOOTE, David	13/-	XXX	XXX	XXX	XXX	XXX	XXX	XXX	XXX	XXX	XXX	XXX	XXX
82	FRIEL, Kaneakua	13/13	START	START	START	START	START	START	START	START	START	START	START	START
36	FUA, Alani	13/-	XXX	XXX	XXX	XXX	XXX	XXX	XXX	XXX	XXX	XXX	XXX	XXX
98	FUGA, Romney	13/13	START	START	START	START	START	START	START	START	START	START	START	START
1H	HADLEY, Matt	7/-	XXX	XXX	XXX	XXX	...	XXX	XXX	XXX
7	HADLEY, Preston	13/13	START	START	START	START	START	START	START	START	START	START	START	START
0C	HADLEY, Spencer	13/13	START	START	START	START	START	START	START	START	START	START	START	START
32	HAGUE, Mike	4/-	XXX	XXX	XXX	XXX
24	HANNEMANN, Mica	8/-	...	XXX	...	XXX	XXX	XXX	XXX	XXX	XXX	...
76	HANSEN, Braden	10/10	START	START	START	START	START	START	START	START	START	START
25	HENDERSON, Kurt	2/-	XXX
0E	HILL, Taysom	6/1	XXX	XXX	XXX	XXX	XXX	START
28	HINE, Adam	4/-	XXX	XXX	XXX
2	HOFFMAN, Cody	13/13	START	START	START	START	START	START	START	START	START	START	START	START
16	HOGAN, Adam	4/-	XXX	...	XXX	XXX
88	HOLT, Austin	4/-	XXX	XXX	XXX	XXX
96	HORNUNG, Reed	13/-	XXX	XXX	XXX	XXX	XXX	XXX	XXX	XXX	XXX	XXX	XXX	XXX
1B	HOUK, Terenn	5/-	XXX	XXX	XXX	XXX	XXX
6	JOHNSON, Jordan	12/12	START	START	START	START	START	START	START	START	START	...	START	START
34	JORGENSEN, Aust	4/-	XXX	XXX	XXX	XXX
73	KAFU, Solomone	10/8	...	XXX	XXX	START	START	START	START	START	START	START
90	KAUFUSI, Bronso	13/-	XXX	XXX	XXX	XXX	XXX	XXX	XXX	XXX	XXX	XXX	XXX	XXX
2H	KAUTAI, Teu	2/-	XXX	XXX
4	KAVEINGA, Uona	13/13	START	START	START	START	START	START	START	START	START	START	START	START
15	KURESA, Alex	10/1	XXX	START	XXX	...	XXX	XXX	XXX	XXX	XXX	...	XXX	XXX
0H	LARK, James	8/2	XXX	XXX	...	XXX	XXX	XXX	XXX	...	START
33	LASIKE, Paul	12/-	...	XXX	XXX	XXX	XXX	XXX	XXX	XXX	XXX	XXX	XXX	XXX
51	LESATELE, Lene	3/-	XXX	XXX	...	XXX
56	LEUTA-DOUYERE,	10/-	...	XXX	XXX	XXX	XXX	XXX	XXX	XXX	XXX	XXX
84	MAHINA, Devin	9/-	...	XXX	XXX	XXX	XXX	XXX	XXX	...	XXX	XXX
55	MANUMALEUNA, Ea	4/4	START	START	START	START
80	MATHEWS, Marcus	3/-	XXX	XXX	XXX

The Automated ScoreBook
 BYU Cougars Passing Game-by-Game (as of Dec 20, 2012)
 All games

#13 NELSON, Riley	Comp	Att	Int	Pct	Yards	TD	Long	Sacked	Effic
Washington State	25	36	0	69.4	285	2	28	2-16	154.28
Weber State	18	29	1	62.1	244	1	37	0-0	137.23
UTAH	17	35	1	48.6	206	2	47	4-14	111.15
Boise State	4	9	3	44.4	19	0	10	2-13	-4.49
Oregon State	28	51	3	54.9	305	1	31	4-27	99.84
Notre Dame	23	36	2	63.9	177	2	20	4-36	112.41
Georgia Tech	19	28	1	67.9	204	1	43	1-5	133.70
IDAHO	19	31	0	61.3	236	3	53	0-0	157.17
San Jose State	28	51	1	54.9	335	1	26	4-26	112.63
San Diego State	0	2	1	0.0	0	0	0	0-0	-100.00
TOTALS	181	308	13	58.8	2011	13	53	21-137	119.10

#0H LARK, James	Comp	Att	Int	Pct	Yards	TD	Long	Sacked	Effic
Weber State	7	10	0	70.0	45	1	13	0-0	140.80
Hawai'i	2	2	0	100.0	32	0	25	0-0	234.40
Georgia Tech	1	1	0	100.0	24	0	24	0-0	301.60
IDAHO	6	11	0	54.5	49	1	17	0-0	121.96
NMSU	34	50	0	68.0	384	6	64	1-8	172.11
San Diego State	23	42	2	54.8	244	0	38	2-18	94.04
TOTALS	73	116	2	62.9	778	8	64	3-26	138.58

#0E HILL, Taysom	Comp	Att	Int	Pct	Yards	TD	Long	Sacked	Effic
Washington State	1	1	0	100.0	18	1	18	0-0	581.20
Weber State	1	3	0	33.3	18	0	18	1-11	83.73
Boise State	4	10	0	40.0	42	0	21	1-5	75.28
Hawai'i	12	21	1	57.1	112	2	24	4-24	123.85
Utah State	24	36	1	66.7	235	1	28	0-0	125.11
TOTALS	42	71	2	59.2	425	4	28	6-40	122.39

#TM TEAM	Comp	Att	Int	Pct	Yards	TD	Long	Sacked	Effic
UTAH	0	2	0	0.0	0	0	0	0-0	0.00
Hawai'i	0	1	0	0.0	0	0	0	0-0	0.00
TOTALS	0	3	0	0.0	0	0	0	0-0	0.00

The Automated ScoreBook
 BYU Cougars Rushing/Receiving Game-by-Game (as of Dec 20, 2012)
 All games

RUSHING	No-Yds/TD	WSU	WSU1	UTAH	BSU	UH	USU	OSU	ND	GT	IDAHO	SJSU	NMSU
WILLIAMS, Jamaa	166-775/12	6-15/0	3-32/0	8-30/1	1-6/0	15-155/	17-71/0	15-36/2	14-64/0	28-107/	10-104/	15-62/1	19-62/0
HILL, Taysom	55-336/4	2-6/0	6-27/2	1-8/0	12-72/1	15-143/	19-80/0	DNP	DNP	DNP	DNP	DNP	DNP
ALISA, Michael	58-222/1	13-54/0	11-53/1	15-56/0	17-47/0	2-12/0	DNP	DNP	DNP	DNP	DNP	DNP	DNP
FOOTE, David	42-198/0	4-26/0	5-16/0	-	-	10-39/0	4-13/0	1-3/0	-	-	10-38/0	1-3/0	4-52/0
NELSON, Riley	86-196/1	12-18/0	3-19/0	14-34/0	7-13/0	DNP	DNP	13-29/0	8--7/0	7-17/1	7-49/0	14-11/0	DNP
LASIKE, Paul	33-129/2	DNP	1-6/0	-	1-0/0	10-40/2	2-1/0	-	-	4-18/0	12-44/0	-	3-20/0
FALSLEV, JD	18-109/0	2-7/0	1-53/0	3-6/0	1-1/0	-	1--16/0	1-7/0	-	3-32/0	2-3/0	3-11/0	-
PRITCHARD, Iona	13-39/0	1--1/0	3-7/0	-	-	1-5/0	-	1-5/0	3-9/0	2-12/0	1-3/0	-	-
LARK, James	17-18/1	-	1-6/1	DNP	-	1-2/0	DNP	DNP	DNP	-	3-11/0	DNP	5-1/0
KURESA, Alex	3-9/0	-	2-7/0	-	DNP	-	-	1-2/0	-	-	DNP	-	-
MENDENHALL, Zed	2-3/1	-	-	-	-	-	-	-	-	-	-	-	2-3/1
TEAM	12--43/0	1--2/0	1--1/0	1--28/0	DNP	-	2--4/0	1--1/0	DNP	2--3/0	DNP	DNP	2--2/0

RECEIVING	No-Yds/TD	WSU	WSU1	UTAH	BSU	UH	USU	OSU	ND	GT	IDAHO	SJSU	NMSU
HOFFMAN, Cody	100-1248/1	3-46/0	7-115/1	8-120/1	3-21/0	2-16/0	8-114/0	10-102/	8-86/1	7-69/0	9-108/3	13-155/	12-182
WILLIAMS, Jamaa	27-315/1	-	1-3/0	-	-	2-30/0	3-21/0	4-76/0	7-42/0	3-54/1	1-4/0	3-50/0	1-8/0
APO, Ross	31-311/1	4-31/0	DNP	-	1-3/0	3-27/1	2-10/0	3-23/0	3-25/0	3-55/0	4-70/0	3-27/0	3-31/0
FRIEL, Kaneakua	30-308/5	6-101/2	4-30/1	5-64/1	-	-	5-53/0	3-18/0	2-7/1	2-10/0	-	1-5/0	2-20/0
FALSLEV, JD	37-274/2	5-55/0	1-6/0	1-3/0	2-18/0	3-25/0	4-17/1	-	1-5/0	3-12/0	1--1/0	3-43/0	9-68/1
RIDLEY, Skyler	20-206/1	6-54/1	1-9/0	-	-	-	-	1-10/0	-	1-24/0	4-53/0	2-10/0	5-46/0
MAHINA, Devin	8-128/2	DNP	1-18/0	DNP	DNP	1-12/1	1-7/0	2-24/1	1-6/0	-	DNP	-	1-23/0
FOOTE, David	12-122/1	-	2-16/0	-	-	-	1-13/0	3-29/0	-	-	1-8/0	2-33/1	1-6/0
WILSON, Richard	7-102/0	-	1-32/0	1-9/0	1-21/0	-	DNP	2-23/0	-	-	-	1-12/0	-
KURESA, Alex	4-51/0	-	4-51/0	-	DNP	-	-	-	-	-	DNP	-	-
MATHEWS, Mitch	2-27/0	DNP	-	DNP	DNP	-	DNP	-	-	1-4/0	1-23/0	DNP	DNP
LASIKE, Paul	1-25/0	DNP	-	-	-	1-25/0	-	-	-	-	-	-	-
ALISA, Michael	6-23/0	1-7/0	2-8/0	2-10/0	1--2/0	-	DNP	DNP	DNP	DNP	DNP	DNP	DNP
HOLT, Austin	2-22/0	1-9/0	1-13/0	-	-	DNP	DNP	DNP	DNP	DNP	DNP	DNP	DNP
HENDERSON, Kurt	2-19/0	DNP	DNP	DNP	DNP	DNP	DNP	DNP	DNP	DNP	1-8/0	DNP	DNP
MENDENHALL, Zed	3-15/0	-	-	-	-	2-9/0	-	-	1-6/0	-	-	-	-
REDEN, Stehly	1-7/0	-	-	DNP	DNP	-	-	DNP	DNP	DNP	1-7/0	-	-
MATHEWS, Marcus	1-6/0	-	1-6/0	DNP	DNP	-	DNP	DNP	DNP	DNP	DNP	DNP	DNP
RAYMOND, Cody	2-5/1	DNP	DNP	DNP	DNP	DNP	DNP	DNP	DNP	-	2-5/1	DNP	-

The Automated ScoreBook
 BYU Cougars Return Stats Game-by-Game (as of Dec 20, 2012)
 All games

PUNT RETURNS	No-Yds	WSU	WSU1	UTAH	BSU	UH	USU	OSU	ND	GT	IDAHO	SJSU	NMSU
FALSLEV, JD	26-247	-	4-70	1-34	1-0	3-15	2--2	2-30	1--5	3-9	1--1	1-12	5-68
VAN NOY, Kyle	1-8	-	-	-	-	-	-	-	-	1-8	-	-	-
KURESA, Alex	1-5	-	-	-	DNP	-	-	-	-	-	DNP	-	1-5
FOOTE, David	1-0	-	-	-	-	-	-	-	-	-	-	-	-
RAYMOND, Cody	1--2	DNP	DNP	DNP	DNP	DNP	DNP	DNP	DNP	-	1--2	DNP	-

KICK RETURNS	No-Yds	WSU	WSU1	UTAH	BSU	UH	USU	OSU	ND	GT	IDAHO	SJSU	NMSU
FALSLEV, JD	11-286	-	-	-	-	-	-	-	-	3-129	2-39	2-46	3-51
SAMPSON, Joe	8-168	-	1-44	-	-	1-23	2-37	2-34	2-30	-	DNP	DNP	DNP
HOFFMAN, Cody	3-72	-	1-34	1-7	1-31	-	-	-	-	-	-	-	-
HAGUE, Mike	2-55	-	-	2-55	-	DNP	DNP	DNP	DNP	DNP	DNP	DNP	DNP
FOOTE, David	2-35	-	-	-	-	-	-	-	-	1-19	1-16	-	-

INT. RETURNS	No-Yds	WSU	WSU1	UTAH	BSU	UH	USU	OSU	ND	GT	IDAHO	SJSU	NMSU
SORENSEN, Danie	3-27	-	-	-	-	1-0	-	-	-	1-26	-	1-1	-
VAN NOY, Kyle	2-26	-	-	-	-	-	-	-	1-9	-	-	-	-
KAVEINGA, Uona	1-0	1-0	-	-	-	-	-	-	-	-	-	-	-
UNGA, Uani	1-22	-	-	-	-	-	-	-	-	-	1-22	-	-
BUCKNER, Robbie	1-0	-	-	DNP	DNP	-	-	DNP	DNP	DNP	1-0	DNP	DNP
FUA, Alani	1-12	-	-	-	-	-	-	-	-	-	-	-	-
HADLEY, Preston	1-0	-	-	-	-	-	1-0	-	-	-	-	-	-
ANSAH, Ezekiel	1--2	-	-	-	-	-	-	-	-	-	-	-	-
JOHNSON, Jordan	1-64	1-64	-	-	-	-	-	-	-	-	DNP	-	-

FUMBLE RETURNS	No-Yds	WSU	WSU1	UTAH	BSU	UH	USU	OSU	ND	GT	IDAHO	SJSU	NMSU
KAVEINGA, Uona	1-23	-	1-23	-	-	-	-	-	-	-	-	-	-
HADLEY, Spencer	2-3	-	-	-	-	1-1	-	-	-	-	1-2	-	-

The Automated ScoreBook
 BYU Cougars Tackle For Loss Game-by-Game (as of Dec 20, 2012)
 All games

TACKLES FOR LOSS	UA-A	Total	WSU	WSU1	UTAH	BSU	UH	USU	OSU	ND	GT	IDAHO	SJSU	N
VAN NOY, Kyle	20-4	22.0	2.0-13	1.0-5	4.5-20	-	2.0-24	1.0-2	1.0-4	-	1.0-1	-	3.0-13	3.
OGLETREE, Brand	11-5	13.5	1.0-1	-	0.5-0	2.5-4	2.0-5	-	-	2.0-2	1.0-3	-	1.0-7	1
ANSAH, Ezekiel	10-6	13.0	2.0-6	-	0.5-0	2.5-6	0.5-1	3.0-8	0.5-1	1.0-1	1.0-6	1.0-2	-	1
HADLEY, Spencer	6-6	9.0	1.0-1	2.0-14	2.0-12	-	0.5-1	1.5-1	0.5-0	1.0-3	-	-	-	0
KAUFUSI, Bronso	4-3	5.5	-	1.0-6	-	-	-	-	-	1.0-8	-	-	0.5-1	2.
KAVEINGA, Uona	3-3	4.5	-	0.5-5	-	1.0-2	-	0.5-4	-	-	2.0-5	-	-	
MANUMALEUNA, Ea	3-2	4.0	-	2.5-11	1.5-6	-	DNP	DNP	DNP	DNP	DNP	DNP	DNP	D
HADLEY, Preston	3-1	3.5	-	-	-	-	1.0-9	1.0-2	-	1.0-4	-	-	-	
UNGA, Uani	2-2	3.0	-	-	-	1.0-1	-	1.0-9	0.5-0	-	-	-	-	
FUGA, Romney	2-1	2.5	-	1.0-1	0.5-1	-	-	-	1.0-2	-	-	-	-	
SORENSEN, Danie	1-2	2.0	-	-	-	-	-	1.0-4	-	-	-	-	1.0-1	
TIALAVEA, Russe	1-2	2.0	-	-	-	-	-	-	0.5-1	-	-	-	1.5-5	
JOHNSON, Jordan	1-1	1.5	-	-	0.5-1	-	-	-	-	-	-	DNP	1.0-5	
PIKULA, Manoa	1-1	1.5	-	1.0-8	DNP	-	0.5-2	-	-	-	-	-	-	
SAMPSON, Joe	0-2	1.0	-	-	1.0-2	-	-	-	-	-	-	DNP	DNP	D
PECK, Remington	1-0	1.0	1.0-9	-	DNP	-	-	-	DNP	DNP	-	-	DNP	
HADLEY, Matt	0-1	0.5	DNP	DNP	DNP	DNP	0.5-2	-	-	-	DNP	-	-	

The Automated ScoreBook
 BYU Cougars Fumbles Game-by-Game (as of Dec 20, 2012)
 All games

FUMBLES	No-Lost	WSU	WSU1	UTAH	BSU	UH	USU	OSU	ND	GT	IDAHO	SJSU	NMSU
NELSON, Riley	9-3	-	-	3-0	1-1	DNP	DNP	2-0	-	-	-	3-2	DNP
HOFFMAN, Cody	2-1	-	1-1	1-0	-	-	-	-	-	-	-	-	-
HENDERSON, Kurt	1-0	DNP	DNP	DNP	DNP	DNP	DNP	DNP	DNP	DNP	1-0	DNP	DNP
RAYMOND, Cody	1-1	DNP	DNP	DNP	DNP	DNP	DNP	DNP	DNP	-	1-1	DNP	-
TEAM	1-1	-	-	1-1	DNP	-	-	-	DNP	-	DNP	DNP	-
FALSLEV, JD	1-0	-	-	-	-	-	-	-	-	-	1-0	-	-
LARK, James	1-0	-	-	DNP	-	-	DNP	DNP	DNP	-	-	DNP	1-0
HILL, Taysom	1-0	-	-	-	-	1-0	-	DNP	DNP	DNP	DNP	DNP	DNP
ALISA, Michael	1-1	-	-	-	1-1	-	DNP	DNP	DNP	DNP	DNP	DNP	DNP
WILLIAMS, Jamaa	1-0	-	-	-	-	1-0	-	-	-	-	-	-	-
LASIKE, Paul	1-1	DNP	-	-	-	-	-	-	-	-	1-1	-	-

FUMBLES FORCED	Numb	WSU	WSU1	UTAH	BSU	UH	USU	OSU	ND	GT	IDAHO	SJSU	NMSU	S
VAN NOY, Kyle	6	-	1	1	-	1	-	-	-	-	1	1	-	-
SORENSEN, Danie	2	-	1	-	-	-	-	-	-	1	-	-	-	-
HADLEY, Spencer	1	-	-	-	-	-	1	-	-	-	-	-	-	-
ANSAH, Ezekiel	1	-	-	-	-	-	-	-	-	-	-	-	-	-
BILLS, Craig	1	-	-	-	-	-	-	-	-	-	1	-	-	-
UNGA, Uani	1	-	-	-	-	-	-	-	-	-	1	-	-	-
HADLEY, Preston	1	-	-	-	-	1	-	-	-	-	-	-	-	-
MANUMALEUNA, Ea	1	-	1	-	-	DNP	DNP	DNP	DNP	DNP	DNP	DNP	DNP	D

FUMBLES RECOVERE	Numb	WSU	WSU1	UTAH	BSU	UH	USU	OSU	ND	GT	IDAHO	SJSU	NMSU	S
TIALAVEA, Russe	2	-	-	-	-	-	1	-	-	-	1	-	-	-
HADLEY, Spencer	2	-	-	-	-	1	-	-	-	-	1	-	-	-
SORENSEN, Danie	1	-	1	-	-	-	-	-	-	-	-	-	-	-
KAVEINGA, Uona	1	-	1	-	-	-	-	-	-	-	-	-	-	-
VAN NOY, Kyle	1	-	-	-	-	-	-	-	-	-	-	-	-	-
JOHNSON, Jordan	1	-	-	-	-	-	-	-	-	-	DNP	-	-	-
KAUFUSI, Bronso	1	-	-	-	-	1	-	-	-	-	-	-	-	-
VEA, Simote	1	-	-	DNP	DNP	-	-	-	DNP	-	1	DNP	-	-