



Andy McNamara — Assistant Athletic Director, Communications
David Williford — Executive Assistant Athletic Director, Football Communications
Todd Miles, Greg Walker — Associate Directors • Casey Johnson, Joe Waltasti — Assistant Directors
Men's Basketball Contact: Greg Walker (O: 541-346-2252; C: 541-954-8775; email: gswalker@uoregon.edu)

www.GoDucks.com
Twitter: @OregonMBB
Facebook: OregonMBB
541-346-5488 (P)

2013-14 SCHEDULE

Table with columns: Month, Date, Opponent, W/L, Score, Time, TV. Rows include October, November, December, January, February, and March games.

* Denotes Pac-12 game
1 - Armed Forces Challenge, Camp Humphreys South Korea
2 - Global Spots Hardwood Challenges, Eugene, Ore.
3 - Moda Center, Portland, Ore
4 - Pac-12 Tournament, MGM Grand Arena, Las Vegas, Nev.

GAME #11

#13/#11 Oregon Ducks (10-0, 0-0 Pac-12) vs. Brigham Young Cougars (8-4, 0-0 West Coast Conference)

THE STARTING FIVE

1 The Ducks and both BYU rank in the top six nationally in scoring. Oregon is second at 89.3 points per game, while the Cougars come in at No. 6 (88.6). That's nearly 180 points combined.

2 A third of the way into the 2013-14 season, Oregon continues to be one of the best shooting teams in the nation. The Ducks rank fourth nationally in field goal percentage (.526) and second in 3-point field goal percentage (.444). Oregon and Gonzaga are the only teams in the nation ranked in the top 10 in both categories.

3 Phi Slama Jama Redux. Michael Young, father of Oregon guard Joseph Young, and BYU head coach Dave Rose were teammates on Houston's legendary Phi Slama Jama teams of the early 1980s. Rose was co-captain of the team that also included Hakeem "The Dream" Olajuwon, Clyde "The Glide" Drexler and Greg "Cadillac" Anderson. Trivia Note: A member of the UH golf team is credited with the "Phi Slamma Jamma" moniker. That individual, now synonymous with CBS' coverage of The Masters, is Jim Nantz.

4 Oregon is 10-0 for just the eighth time in school history. The Ducks have started 11-0 in only four previous seasons. The current 10-0 start is the best since 2006-07. That Aaron Brooks-led Duck squad, which won the Pac-10 tournament and advanced to the NCAA Elite Eight, went 13-0 to open the year.

5 Johnathan Loyd's older brother Michael Loyd, Jr. played at BYU from 2008-10. The younger Loyd needs two more assists to pass Fred Jones (367/1998-02) for sixth on the UO career assists list. Loyd, who ranks seventh nationally at 6.9 assists per game, comes into the BYU contest with 366 career dimes.

GAME 11 - OREGON VS BYU

Table with game details: Date (Saturday, December 21, 2013), Tip Time (7:36 p.m PT), Site (Eugene, Ore.), Stadium (Matthew Knight Arena), Stadium Capacity (12,364), Television (Pac-12 Networks), Radio (Oregon IMG Sports Network), Live Stats (GoDucks.com), Live Audio (GoDucks.com), Twitter (@OregonMBB), Facebook (OregonMBB), Satellite Radio (Sirius 85 XM ch. 85).

SERIES HISTORY

Table with series history: All-Time (Oregon leads, 12-8), Last Meeting (12-3-11 (Provo, Utah) BYU 79, Oregon 65), Current Streak (BYU Won 1), Last UO Win (12-5-98 (Eugene, Ore.) Oregon 93, BYU 62), Last BYU Win (12-3-11 (Provo, Utah) BYU 79, Oregon 65).

ATHLETIC COMMUNICATIONS

Table with contact info: Asst. AD for Communications (Andy McNamara), Office Phone (541) 346-2253, Cell Phone (541) 543-0123, Email (mcmamara@uoregon.edu), Associate Director (MBB) (Greg Walker), Office Phone (541) 346-2252, Cell Phone (541) 954-8775, Email (gswalker@uoregon.edu).

UNIVERSITY OF OREGON - STARTERS

Table with columns: No., Name, Pos., Ht., Wt., Cl.-Ex., Hometown, PPG, RPG, OTHER. Rows include Mike Moser, Waverly Austin, Joseph Young, Johnathan Loyd, Damyean Dotson.

UNIVERSITY OF OREGON - BENCH

Table with columns: No., Name, Pos., Ht., Wt., Cl.-Ex., Hometown, PPG, RPG, OTHER. Rows include Jason Calliste, Elgin Cook, Richard Amardi, Dominic Artis, Ben Carter, Jalil Abdul-Bassit, Theo Friedman, Nicholas Lucenti, Brian Crow, A.J. Lapray, Aric Armstead.

* Has used redshirt season

University Quick Facts

Name	University of Oregon
Location	Eugene, Ore.
Founded	1876
Enrollment	24,500
Nickname	Ducks
Mascot	The Duck
Colors	Green and Yellow
President	Michael R. Gottfredson
Athletic Director	Rob Mullens
Faculty Representative	James O'Fallon
Facility	Matthew Knight Arena
Capacity	12,346
Press Row Phone	(541) 346-4497
Athletic Dept. Phone	(541) 346-4481
Ticket Office Phone	(541) 346-4461

Basketball Quick Facts

First Season	1902-03 (109th year)
All-Time Record	1515-1305
All-Time Postseason Record	39-24 (22 Appearances)
NCAA Tournament Appearances	11 (14-10, Last: 2013)
	'39*, '45, '60, '61, '95, '00, '02, '03, '07, '08
National Championships	1 (1939)
NIT Appearances	10 (11-10, Last: 2012)
	'75, '76, '77, '84, '88, '90, '97, '99, '04, '12
CBI Appearances	1 (5-1, Last: 2011)
	'11*

*National Champions

2013-14 Letterwinners Returning/Lost	6/8
2013-14 Starters Returning/Lost	2/3
2013-14 Newcomers	8
2013-14 Key Returnees	Artis, Austin, Carter, Dotson, Loyd
2013-14 Key Losses	Emory, Kazemi, Singler, Woods
2012-13 Overall Record	28-9
2012-13 Pac-12 Record (Finish)	12-6 (2nd) +
2012-13 NCAA Tournament	2-1 (Sweet Sixteen)
	+ Won Pac-12 Tournament Championship

Final Ranking	15 (USA Today); 25 (AP)
Head Coach	Dana Altman (4th year)
Record at Oregon	83-37
Career Record	616-304 (29th year)
NCAA Division I Record	493-280 (25th year)
Assistant Coach	Tony Stubblefield
Assistant Coach	Brian Fish
Assistant Coach	Kevin McKenna
Director of Basketball Operations	Josh Jamieson
Strength Coach	Bryce Daub
Athletic Trainer	Clay Jamieson
Men's Basketball Contact	Greg Walker
Office Phone	(541) 346-2252
Cell Phone	(541) 954-8775
Email	gswalker@uoregon.edu
Men's Basketball Contact	Andy McNamara
Office Phone	(541) 346-2253
Cell Phone	(541) 543-0123
Email	mcnamara@uoregon.edu
Athletics Website	GoDucks.com
Twitter	@OregonMBB
Facebook	Facebook.com/OregonMBB

2013-14 Oregon Men's Basketball Numerical Roster

No.	Name	Pos	Ht.	Wt.	Cl.	Exp.	Hometown (High School / College)
0	Mike Moser	F	6-8	211	R-Sr.	TR	Portland, Ore. (Grant HS / UCLA / UNLV)
1	Dominic Artis	G	6-1	186	So.	1L	San Francisco, Calif. (Findlay Prep)
2	Arik Armstead	F	6-8	280	R-Fr.	RS	Sacramento, Calif. (Pleasant Grove HS)
3	Joseph Young	G	6-2	185	R-Jr.	TR	Houston, Texas (Yates HS / Houston)
4	Nicholas Lucenti	G	6-2	205	Sr.	3L	Los Angeles, Calif. (Loyola HS)
10	Johnathan Loyd	G	5-8	163	Sr.	3L	Las Vegas, Nev. (Bishop Gorman HS)
11	Theo Friedman	G	6-0	172	Fr.	HS	Portland, Ore. (Grant HS)
12	Jason Calliste	G	6-2	171	R-Sr.	TR	Scarborough, Ontario (Quality Education Academy / Detroit)
13	Richard Amardi	F	6-8	224	R-Sr.	TR	Toronto, Ontario (Einston Churchill HS / Weatherford CC / Indian Hills CC)
15	Jalil Abdul-Bassit	G	6-4	187	Jr.	TR	Anchorage, Alaska (East HS / Monroe College / North Idaho College)
20	Waverly Austin	C	6-11	257	Sr.	1L	Fredricksburg, Va. (Progressive Christian Academy / Palm Beach State College)
21	Damyean Dotson	G	6-5	209	So.	1L	Houston, Texas (Yates HS)
23	Elgin Cook	F	6-6	206	R-So.	TR	Milwaukee, Wis. (Hamilton HS / Northwest Florida State)
24	A.J. Lapray	G	6-5	187	Fr.	HS	Salem, Ore. (Sprague HS)
32	Ben Carter	F	6-8	220	So.	1L	Las Vegas, Nev. (Bishop Gorman HS)
35	Brian Crow	F	6-6	220	Jr.	TR	Novato, Calif. (Novato HS / Sonoma State)

Head Coach: Dana Altman (Eastern New Mexico, 1980; Western State, 1981), 4th year (83-37)

Career Record: 616-304 (29th year); NCAA Division I Record: 493-280 (25th year)

Assistant Coaches: Tony Stubblefield (Nebraska-Omaha, 1995), 4th year;

Brian Fish (Marshall, 1989), 4th year; Kevin McKenna (Creighton, 1993), 4th year

Director of Basketball Operations: Josh Jamieson (Southern Oregon, 2000), 10th year**Assistant Director of Basketball Operations:** Kenya Crandell (Nebraska-Kearney, 1996), 2nd Year**Strength & Conditioning Coach:** Bryce Daub (Central Washington, 2008), 3rd year**Assistant Conditioning Coach:** Brandon Lincoln (Oregon, 2006), 1st year**Athletic Trainer:** Clay Jamieson (Arizona, 1994), 16th year**Video Coordinator:** Eddie Kirk**Graduate Managers:** Steve Thomas, Ben Voogd**Undergraduate Managers:** Drew Abel,

Patrick Benson, Chris Mueller, Patrick Scully

Administrative Assistant: Jennifer Allen**Pronunciation Guide**

Richard Amardi	ah-MAR-dee
Aric Armstead	Eric
Jason Calliste	kuh-LEAST
Damyean Dotson	DAY mee-un
Theo Friedman	FREED-man
A.J. Lapray	lah-PRAY
Nicholas Lucenti	loo-SENT-ee
Mike Moser	MOH-zer

OREGON IMG SPORTS NETWORK - RADIO

Bend	KBND, 1100AM
Bend	KBND, 100.1FM
Burns	KBNH, 1230AM
Coos Bay	KWRO, 630AM
Eugene	KUJZ 95.3FM
Florence	KCST, 106.9FM
Klamath Falls	KFLS, 1450AM
Lebanon	KGAL, 1580AM
Lincoln City	KBCH, 1400AM
Medford	KCMX, 880AM
Newport	KCUP, 1230AM
Portland	KXTG, 750AM
Roseburg	KQEN, 1240AM
Salem	KYKN, 1430AM
Tillamook	KTIL, 95.9FM

All regular-season games are broadcast on the 15-station Oregon IMG Sports Network. Jerry Allen, in his 27th season, will call the action. Oregon games can also be heard (on a game-to-game basis) on Sirius and XM satellite radio.

INTERNET COVERAGE FOR OREGON MBB

Live audio and stats will be available for all games on goducks.com. UO basketball representatives will make periodic appearances throughout the season on *Ducks Insider*, a daily sports radio show (95.3 FM, Eugene)/webcast (goducks.com) hosted by Jerry Allen from 1-3 p.m. that features interviews with coaches and student-athletes.

OREGON'S RECORD WHEN ...

At home.....	7-0
On the road.....	1-0
Neutral site.....	2-0
Overtime games.....	1-0
vs. Top-25 team.....	0-0
Leading at the half.....	7-0
Behind at the half.....	2-0
Tied at the half.....	1-0
Game decided by 1-4 points.....	0-0
Game decided by 5-9 points.....	2-0
Game decided by 10-14 points.....	1-0
Game decided by 15 points or more.....	7-0
OU scores under 50 points.....	0-0
OU scores 50-59 points.....	0-0
OU scores 60-69 points.....	1-0
OU scores 70-79 points.....	1-0
OU scores 80-89 points.....	3-0
OU scores 90-99 points.....	2-0
OU scores 100+ points.....	3-0
Opponent scores 70 or more points.....	6-0
Opponent scores 60-69 points.....	3-0
Opponent scores 50-59 points.....	1-0
Opponent scores under 50 points.....	0-0
OU out-rebounds the opponent.....	7-0
OU is out-rebounded by the opponent.....	2-0
Same number of rebounds.....	1-0
OU has more assists than opponents.....	9-0
OU has fewer assists than opponents.....	1-0
Same number of assists.....	0-0
OU has more steals than opponents.....	6-0
OU has fewer steals than opponents.....	3-0
Same number of steals.....	1-0
OU has more blocks than opponents.....	4-0
OU has fewer blocks than opponents.....	5-0
Same number of blocks.....	1-0
OU has a better shooting percentage.....	9-0
OU has a worse shooting percentage.....	1-0
Same shooting percentage.....	0-0
OU shoots 50 percent or better on FGs.....	6-0
OU shoots less than 50 percent on FGs.....	4-0
OU with more TOs than opponents.....	3-0
OU with fewer TOs than opponents.....	7-0
Same number of TOs.....	0-0
OU with more fouls than opponents.....	3-0
OU with fewer fouls than opponents.....	7-0
Same number of fouls.....	0-0
OU wearing white uniforms.....	3-0
OU wearing white camo uniforms.....	1-0
OU wearing yellow uniforms.....	5-0
OU wearing green uniforms.....	0-0
OU wearing black uniforms.....	1-0
OU wearing silver (light) uniforms.....	0-0
OU wearing grey (dark) uniforms.....	0-0
OU in November games.....	6-0
OU in December games.....	4-0
OU in January games.....	0-0
OU in February games.....	0-0
OU in March games.....	0-0

DUCKS HOST HIGH SCORING COUGARS

It's probably a good thing that Oregon's women's team put up 130 points earlier this week against Southern. The scoreboard could get another workout on Saturday when Oregon (No. 13 A.P., No. 11 USA Today) hosts Brigham Young of the West Coast Conference. The Ducks score nearly 90 points a game, while BYU is over 88. The Cougars are led by guard Tyler Hawes (22.3 ppg). Also in double figures are guard Matt Carlino (16.2), forward Eric Mika (14.1) and guard Kyle Collinsworth (12.7). Collinsworth has an impressive stat line of 8.3 rebounds and 5.1 assists per game to go along with his scoring average. BYU (8-4) comes into Saturday's game having lost last weekend's Holy War to Utah, 81-64. BYU's other three losses were all to ranked teams (Iowa State, Wichita State and Massachusetts). The Cougars also own a 112-103 victory over Stanford this season. BYU went 24-12 in 2012-13 and advanced to the NIT Final Four. The Cougars will be the third West Coast Conference team the Ducks have played this season, joining Pacific and San Francisco.

CENTURY MARK NOTES

Oregon reached the century mark for the third time this season Dec. 8 at Ole Miss. That's the first time the Ducks have had three 100-point games in a season since 2002-03. Oregon last had four 100-point games in the same year in 2001-02.

DOUBLE FIGURES CONTINUES

Joseph Young has scored in double figures in all 10 games this season. The junior recently reached the 1,000 point milestone of his NCAA career. Young scored 916 points in two seasons at Houston, and has added another 193 this year for 1,109 career points. He joins **Jason Calliste**, who surpassed 1,000 career points in three seasons at Detroit, in the 1,000-point club.

80 WIN CLUB

Senior **Johnathan Loyd** recently became the sixth member of Oregon's 80-win club. That list now looks like: **E.J. Singler** (89), Loyd (83), **Fred Jones** (81), **Joevan Catron** (81), **Luke Jackson** (80) and **Dick Wilkins** (80).

LOYD NEARS ASSISTS RECORD, GETS FIRST CAREER DOUBLE-DOUBLE

Johnathan Loyd set a career high with 15 assists Dec. 8 at Ole Miss. That was just two shy of **Ron Lee's** school record. He also just missed a career high with 23 points, but did record the first double-double of his career. **Mike Moser** also had a double-double versus the Rebels with 24 points and 10 rebounds (20th career). It was the second time this season two Ducks had a double-double in the same game. **Moser** and **Elgin Cook** each pulled down double-doubles Nov. 30 against North Dakota. That was the first time Oregon had two players with double-doubles in a single game since meeting Alabama on Nov. 24, 2008 (**Joevan Catron**, **Michael Dunigan**). Moser secured his 19th career double-double (first at Oregon) with a season-high 15 boards to go along with 10 points. Cook added 10 points and 10 rebounds.

LOYD ASSIST NOTES

Johnathan Loyd tied the Matthew Knight Arena record with 13 assists Nov. 29 against Pacific. Former Duck **Malcolm Armstead** also had 13 assists at MKA against Oregon State in 2011. Earlier this season, Loyd passed a pair of Oregon legends on the Ducks' career assists list, going by Kamikaze Kids' point guard **Mike Drummond** (309/1974-78) for eighth and then NBA all-star **Terrell Brandon** (315/1990-91) for seventh. Loyd now has 366 career assists, one back of **Fred Jones** (367/1998-02) for sixth.

"HOO-AH" DUCKS HONOR TROOPS WITH A WIN IN SOUTH KOREA

Oregon opened the regular season on Nov. 8 by defeating Georgetown 82-75 in the Armed Forces Classic on Army Base Camp Humphreys in South Korea. The Ducks travelled more than 12,000 miles round trip to participate in a game that honored the troops serving America. The crowd in attendance consisted entirely of active military members and their families based at Camp Humphreys. At the end of the game, Oregon players removed their jerseys and gave them to the troops, who had stormed the court to celebrate with the Ducks.

The team also got a helicopter hangar tour, where the servicemen and women who fly and maintain four different types of helicopters - Chinook, Blackhawk, Apache and Kiowa - showed off their impressive machines. The Ducks also served lunch to the troops, had a meet and greet at the gym and conducted a kids' clinic. Said Oregon coach **Dana Altman** after the game, "the servicemen and women came out and cheered for us and made us feel like we were the best team in America, but it's those men and women who are the real heroes. Our guys are going to remember this experience for a long time."

Oregon continues to remember the troops they met in South Korea by breaking their team huddle with the Army cry "HOO-AH" as opposed to the traditional "TEAM."

ASSISTS

Rank	Ast.	Player	Games	Years
1	614	Kenya Wilkins	112	1993-97
2	572	Ron Lee	112	1972-76
3	500	Luke Ridnour	96	2000-03
4	471	Aaron Brooks	115	2003-07
5	424	Luke Jackson	126	2000-04
6	367	Fred Jones	125	1998-02
7	366	Johnathan Loyd	120	2010-14
8	315	Terrell Brandon	57	1989-91
9	309	Mike Drummond	95	1974-78
10	305	Malcolm Armstead	70	2009-11

STEALS

Rank	Stl.	Player	Games	Years
1	213	Kenya Wilkins	112	1993-97
2	160	Luke Jackson	126	2000-04
3	154	Malcolm Armstead	70	2009-11
4	150	Luke Ridnour	96	2000-03
5	148	Fred Jones	125	1998-02
6	147	Anthony Taylor	115	1984-88
7	127	Aaron Brooks	115	2003-07
8	123	Johnathan Loyd	120	2010-14
9	121	Maarty Leunen	127	2004-08
10	114	Terrell Brandon	57	1989-91

GAMED PLAYED

Player	Games
E.J. Singler (2009-13).....	142
Garrett Sim (2008-12).....	136
Joevan Catron (2007-09, 2011).....	133
Maarty Leunen (2004-08).....	127
Luke Jackson (2001-04).....	126
Tajuan Porter (2006-10).....	126
Fred Jones (1999-02).....	125
also	
Johnathan Loyd (2010-14).....	120

THE 80-WIN CLUB

Player	Wins
E.J. Singler (2009-13).....	89
Johnathan Loyd (2010-14).....	83
Fred Jones (1999-02).....	81
Joevan Catron (2007-09, 2011).....	81
Luke Jackson (2001-04).....	80
Dick Wilkins (1945-48).....	80

SHARED SCORING

The Ducks have reached 80 points in eight of 10 games this season. Oregon has also gone over 90 points five times and 100 three times. Oregon has put of those big scoring totals with a collaborative effort. Oregon has had at least five players score in double figures in five of the last seven games. The Ducks had six players hit double figures against San Francisco (11-24), five double figure scorers versus North Dakota (11-30) and Cal Poly (12-1), six in double digits at Mississippi (12-8) and five in double figures against Illinois (12-14).

TOURNAMENT TESTED

Illinois was fourth 2013 NCAA Tournament team the Ducks have defeated this season, joining Georgetown, Pacific and Ole Miss.

NEWCOMER COUNT HITS NINE

All Nine newcomers have seen action for the Ducks this season. Senior transfers **Mike Moser** (UNLV), **Jason Calliste** (Detroit) and **Richard Amardi** (Indian Hills CC), junior transfers **Joseph Young** (Houston) and **Brian Crow** (Sonoma State), and sophomore transfer **Elgin Cook** (Northwest Florida State) all played in the season opener versus Georgetown. Those six players combined to score 66 of Oregon's 82 points versus the Hoyas. Freshman **Theo Friedman** became the seventh newcomer to play this season when he entered the Western Carolina game. Freshman **A.J. Lapray** made it eight newcomers with his debut in the Utah Valley game. The last newcomer on the roster, **Jalil Abdul-Bassit**, made his debut against San Francisco

SCORING MARK, SEVEN MKA TEAM RECORDS FALL VERSUS WESTERN CAROLINA

Joseph Young set a Matthew Knight Arena record with his 36 points in the Nov. 13 home opener versus Western Carolina. That was the highest total by a Duck since **Tajuan Porter** netted 38 against Portland State in the 2006-07 season. In addition to Young's scoring record, the Ducks set a number of Matthew Knight Arena team records in the Western Carolina game. Perhaps the most impressive mark established was the field goal percentage record, .653 (32-of-49). Other MKA marks included points in a half (66), points by both teams in a half (110), free throws made (35), free throw attempts (47), fouls (34, by Western Carolina) and fouls by both teams (53). Oregon's 107 points was one shy of the MKA record of 108 scored versus Iowa in the 2012 postseason NIT.

MOSER HITS IMPRESSIVE STEALS MARK

Mike Moser had 15 points - 11 in the second half - to help Oregon defeat Georgetown 82-75 Nov. 8 at Camp Humphreys, South Korea. He also added seven rebounds, three assists and six steals. The career-high six steals were the most by an Oregon player in 15 seasons. The last Duck to record at least six steals was **Darius Wright**, who had that number against USC on Jan. 7, 1999.

BACKCOURT EXPERIENCE

The Ducks have five backcourt players who combined to play nearly 5,000 minutes in 2013-14, and own nearly 500 career three-pointers at the NCAA Division I level. The breakdown in 3's: **Jason Calliste** - 192, **Joseph Young** - 142, **Johnathan Loyd** - 65, **Damyean Dotson** - 56, **Dominic Artis** - 34. And that doesn't include guard **Jalil Abdul-Bassit**, a transfer from North Idaho College.

PRESEASON PICKINGS

Oregon was picked to finish fourth in the Pac-12 preseason media poll. Nationally, Oregon was 18th in the USA Today preseason poll and 19th in the Associated Press' opening rankings. A sampling of other preseason prognostications include No. 13 by The Sporting News, No. 16 by CBSsports.com and No. 22 by Bleacher Report.

LOOKING AT THE 2013-14 TEAM

The Ducks return two starters, **Dominic Artis** and **Damyean Dotson**, and Pac-12 Tournament Most Outstanding Player **Johnathan Loyd** for the 2013-14 season. Four seniors departed from the Ducks' 2012-13 Sweet 16 team — **E.J. Singler**, **Tony Woods**, **Carlos Emory** and **Arsalan Kazemi**. Singler finished his career with the Ducks as the program's winningest player (89) and ranked 11th all-time in scoring (1,546). Kazemi totaled 56 double-doubles in his four-year career at Rice and Oregon, including 11 during the 2012-13 season, before becoming a 2013 NBA Second Round draft choice by the Philadelphia 76ers (following a trade from Washington). Woods finished his time in Eugene as the program's third-best shot-blocker, racking up 91 blocks in two seasons. Emory, who appeared in all 37 games in 2012-13, finished third on the team in scoring (11.1 ppg).

DANA ALTMAN

• University of Oregon head coach Dana Altman is the first Oregon head coach to post three straight 20-win seasons since Basketball Hall of Famer Howard Hobson led the "Tall Firs" to four straight campaigns from 1935-39. Altman's 2012-13 team became just the sixth UO squad to reach an NCAA Regional Semifinal.

MOST TEAM WINS, THREE-SEASON SPAN

Seasons	Wins
1936-39	74
1937-40	73
2010-13	73
2001-04	67
1938-41	66
1935-38	65
1942-45	65
1944-47	64
2000-03	63
1943-46	62
1999-02	62
2005-08	62

also

2011-14.....59

MOST TEAM WINS, FOUR-SEASON SPAN

Seasons	Wins
1935-39	94
1936-40	93
1937-41	91
1938-42	91
2009-13	89
1999-03	85
2010-14.....83	
1944-48	82
1934-38	81
1942-46	81
1998-02	81
2000-04	81
2001-05	81
1943-47	80

OREGON'S 10-0 STARTS

Season	Wins
1937-38	14-0
1926-27	14-0
2006-07	13-0
1946-47	12-0
2013-14	10-0
1996-97	10-0
1974-75	10-0
1923-24	10-0

QUOTABLE

"They are probably the fastest team we'll play all year. They moved the ball. That was a clinic on getting everyone involved."

-Ole Miss guard Marshall Henderson

- Altman was the recipient of the 2013 Jim Phelan Award as the national coach of the year.
- Altman guided the Ducks to a 28-9 overall mark and the program's first trip to the Sweet 16 since 2007, racking up the fourth-most wins in a single season in UO history in the process.
- Picked to finish seventh in the preseason Pac-12 Media Poll, Oregon tied for second place in the final regular season standings and won the conference tournament, earning the Pac-12's automatic bid to the NCAA tourney.

JOHNATHAN LOYD

- Ranks second nationally in assists per game (6.9).
- Scored the final 6 points to put away win versus Illinois.
- Set career high with 15 assists at Ole Miss, two off the UO school record. Also had 23 points versus the Rebels for his first career double-double.
- Tied Matthew Knight Arena record with 13 assists against Pacific.
- The 2013 Pac-12 Tournament Most Outstanding Player, Johnny Loyd needs to play in 9 more wins to pass E.J. Singler (89) as the winningest player in school history.
- Ranks in the school's top eight in both career assists (366) and steals (123).
- Dana Altman's first recruit, Loyd - and walk-on teammate Nick Lucenti, are the last Oregon players to have played at the Ducks' long-time home arena, McArthur Court. Loyd played the first 11 home games of his career at Mac, before Matthew Knight Arena opened on Jan. 13, 2011.

MIKE MOSER

- Netted 24 points - 22 in the second half and overtime - to go with 10 rebounds at Ole Miss (20th career double-double).
- First Oregon double-double (19th career) came against North Dakota (13 points, 15 reb.).
- Impressive outing against Western Carolina with 26 points.
- Opened Oregon career with 15 points, 7 boards and 6 steals against Georgetown.
- Portland native was a 2012 All-American for UNLV.
- Led the MWC in rebounding and steals in 2011-12 and was all-conference first team.

JOSEPH YOUNG

- Has scored in double figures in every game this year.
- Had three straight 20-plus point games to open the season.
- Set a Matthew Knight Arena record with 36 points versus Western Carolina.
- Scored nearly 1,000 points in two years at Houston, where he shot better than 40 percent from the floor (.440) and three-point range (.402).
- Father Michael Young was a member of Houston's vaunted "Phi Slama Jama" teams.

DAMYEAN DOTSON

- Scored season best 17 points with six boards against USF.
- Ranked second on the team in scoring (11.4 ppg) and fourth in rebounding (3.5 rpg) in 2012-13.
- Was named to the 2013 Kyle Macy Freshman All-America Team.
- A Pac-12 All-Tournament team selection after averaging 14.7 points per game for the tournament champions.
- Selected to the Pac-12 All-Freshman team following the regular season.
- A finalist for the Team USA U19 team.
- Scored a season high 23 points against Saint Louis in the NCAA Round of 32, hitting 5-of-6 three-pointers.

2013-14 STARTING LINEUPS

Opponent (W/L)	G	G	G/F	F	F/C
vs. Georgetown (W)	Young	Loyd	Dotson	Moser	Austin
Western Carolina (W)	Young	Loyd	Dotson	Moser	Austin
Utah Valley (W)	Young	Loyd	Dotson	Moser	Austin
San Francisco (W)	Young	Loyd	Dotson	Moser	Austin
Pacific (W)	Young	Loyd	Dotson	Moser	Austin
North Dakota (W)	Young	Loyd	Dotson	Moser	Austin
Cal Poly (W)	Young	Loyd	Dotson	Moser	Austin
at Ole Miss (W)	Young	Loyd	Dotson	Moser	Austin
vs. Illinois (W)	Young	Loyd	Dotson	Moser	Austin
UC Irvine (W)	Young	Loyd	Dotson	Moser	Austin

Consecutive starts: Dotson 45

Number of different lineups: 1

Record with different lineups (sorted by most starts):

10-0 Young, Loyd, Dotson, Moser, Austin

Career starts at UO: Johnathan Loyd 53, Damyean Dotson 46, Dominic Artis 25, Waverly Austin 11

THE LAST TIME OREGON

Team

Scored 100+ pts.....	115, at Ole Miss (12-8-13)
Held opponent under 50 pts.....	45, vs. Utah (3-15-13)
Held opponent under 40 pts.....	38, vs. Nebraska (12-15-12)
Won by 20-30 pts.	28 (91-63), vs. UC Irvine (12-17-13)
Won by 30-40 pts.	33 (100-67), vs. Willamette (12-11-10)
Won by 40-50 pts.	46 (94-48), vs. Utah (3-3-12)
Won by 50+ pts.....	52 (87-35), vs. Idaho State (12-8-12)
Made 50%+ FG.....	55.8% vs. Illinois (12-14-13)
Made 60%+ FG.....	65.3% vs. Western Carolina (11-13-13)
Held opponent under 40%.....	36.4% vs. Pacific (11-29-13)
Held opponent under 30%.....	29.4% vs. Utah (3-15-13)
Made 40%+ 3-pt. FGs.....	63.2% (12-of-19), vs. UC Irvine (12-17-13)
Made 50%+ 3-pt. FGs.....	63.2% (12-of-19), vs. UC Irvine (12-17-13)
Made 60%+ 3-pt. FGs.....	63.2% (12-of-19), vs. UC Irvine (12-17-13)
Made 70%+ 3-pt. FGs.....	72.7% (8-of-11), vs. Saint Louis (3-23-13)
Held opponent under 30% 3-pts.....	29.4% vs. Illinois (12-14-13)
Held opponent under 20% 3-pts.....	6.7% vs. Georgetown (11-8-13)
Held opponent under 10% 3-pts.....	6.7% vs. Georgetown (11-8-13)
Made 10+ 3-pt FGs.....	12-of-19, vs. UC Irvine (12-17-13)
Made 15+ 3-pt FGs.....	15-of-33, vs. Utah (3-3-12)
Held opponent under five 3-pt FGs.....	4-of-21, vs. North Dakota (11-30-13)
Held opponent to zero 3-pt FGs.....	0-of-13 vs. Savannah State (11-20-05)
Made 80%+ FT.....	80.0% (28-of-35) at Ole Miss (12-8-13)
Made 90%+ FT.....	93.3% (14-of-15) vs. Arizona State (1-13-13)
Made 100% FT @.....	100% (11-of-11), at California (2-16-12)
Attempted 40+ FTs.....	47, vs. Western Carolina (11-13-13)
Attempted 50+ FTs.....	*54, vs. Washington (2-10-04)
Made 30+ FTs.....	35-of-47, vs. Western Carolina (11-13-13)
Had 50+ rebounds.....	52, vs. Houston Baptist (12-22-12)
Had 60+ rebounds.....	65, at Washington State (1-14-99)
+20 rebound margin.....	+22 (41-19) vs. Utah (2-9-13)
Forced 20+ TOs.....	21 vs. Washington (1-26-13)
Committed under 10 TOs.....	4, vs. Cal Poly (12-1-13)
Committed under 5 TOs.....	4, vs. Cal Poly (12-1-13)
Had 10+ steals.....	13, vs. UC Irvine (12-17-1)
Had 15+ steals.....	17, vs. Willamette (12-11-10)
Had 20+ assists.....	25, at Ole Miss (12-8-13)
Had 30+ assists.....	30, vs. Florida A&M (12-20-02)
Blocked 10+ shots.....	10, vs. Oregon State (1-29-12)
Went to OT.....	W (115-105), at Ole Miss (12-8-13)
Went to 2OT.....	L (91-84), at Texas-El Paso (12-19-12)
Went to 3OT.....	L (91-84), at Texas-El Paso (12-19-12)
Went to 4OT+.....	L, 107-102 (*5OT) at California (2-10-77)
Played a ranked opponent.....	3-29-13 vs. #2 Louisville (L, 77-69)
Beat a ranked opponent.....	3-23-13 vs. #13 Saint Louis (W, 74-54)

Individual

Scored 43+ pts.....	Greg Ballard (*43) at Oral Roberts (3-9-77)
Scored 41+ pts.	Luke Jackson (42) vs. Arizona (2-19-04)
Scored 40+ pts.	Luke Jackson (40) vs. Colorado (3-17-04)
Scored 37+ pts.	Tajuan Porter (38) vs. Portland State (11-12-06)
Scored 30+ pts.	Joseph Young (36) vs. Western Carolina (11-13-13)
Five players w/10+ pts.....	Mike Moser (14), Joseph Young (14), Elgin Cook (12), Johnathan Loyd (11), Dameyan Dotson (10) at Ole Miss (12-8-13)
Six players w/10+ pts.....	Mike Moser (24), Johnathan Loyd (23), Joseph Young (19), Elgin Cook (14), Jason Calliste (13), Dameyan Dotson (13) at Ole Miss (12-8-13)
Seven+ players w/10+ pts.....	Maarty Leunen (18), Tajuan Porter (17), Malik Hairston (16), Jovean Catron (14), Bryce Taylor (13), Kamyron Brown (11), LeKendric Longmire (11) vs. San Francisco (11-24-07)
Two players w/20+ pts.	Mike Moser (24) and Johnny Loyd (23) at Ole Miss (12-8-13)
Three players w/20+ pts.....	Luke Jackson (29), Luke Ridnour (28) and Fred Jones (24) vs. Wake Forest (3-16-02)
Had 21+ rebounds.....	Gerald Willett (21) at Duquesne (12-7-74)
Had 20+ rebounds.....	Greg Ballard (20) at California (2-10-77)
Had 18+ rebounds.....	Arsalan Kazemi (18) vs. California (2-21-13)
Had 17+ rebounds.....	Arsalan Kazemi (17) vs. Oklahoma State (3-21-13)
Had 16+ rebounds.....	Arsalan Kazemi (16) vs. Saint Louis (3-23-13)
Had 15+ rebounds.....	Mike Moser (15) vs. North Dakota (11-30-13)
Two players w/10+ rebs.....	Mike Moser (15) and Elgin Cook (10) vs. North Dakota (11-30-13)
Three players w/10+ rebs.....	Balderston (13), Sprague (13) and Adams (10) vs. Tennessee Tech (12-29-85)
Had 16+ assists.....	Ron Lee (*17) vs. Villanova (12-23-74)
Had 8+ assists.....	Johnathan Loyd (15) at Ole Miss (12-8-13)
Had 5+ assists.....	Johnathan Loyd (7) vs. Illinois (12-14-13)
Had 7+ steals.....	Kenya Wilkins (*9) at Boise State (12-20-96)
Had 5+ steals.....	Mike Moser (6) vs. Georgetown (11-8-13)
Had 5+ blocks.....	Tony Woods (5) vs. Jacksonville State (11-19-12)
Had 6+ blocks.....	Blair Rasmussen (*8) vs. Davidson (12-27-84)
Made 8+ 3-pt. FGs... ..	Tajuan Porter (*10-of-12) vs. Portland State (11-12-06)
Made 7+ 3-pt. FGs.....	Tajuan Porter (7-of-9) at UCLA (7-11-10)
Made 6+ 3-pt. FGs.....	Johnathan Loyd (6-of-7) vs. Texas-El Paso (11-29-11)
Made 5+ 3-pt. FGs.....	Dameyan Dotson (5-of-6) vs. Saint Louis (3-23-13)
Made 10+ FTs.....	Johnathan Loyd (14-of-16) at Ole Miss (12-8-13)
Recorded a double-double.....	Mike Moser (24 pts, 10 reb) and Johnathan Loyd (23 pts, 15 ast) at Ole Miss (12-8-13)
Two players w/double-doubles.....	Mike Moser (24 pts, 10 reb) and Johnathan Loyd (23 pts, 15 ast) at Ole Miss (12-8-13)
Player records three straight double-doubles.....	3, Jovean Catron ...24-16 rebs vs. Weber State (3-16-11); 14-11 rebs vs. Duquesne (3-21-11);24-11 rebs vs. Boise State (3-23-11)

* - denotes school record

MATT ARENA RECORDS

TEAM

Scoring.....	108 vs. Iowa, 3-18-2012
Scoring, One Half.....	66 vs. Western Carolina, 11-13-2013
Scoring, Two Teams.....	205, Oregon (108) vs. Iowa (97), 3-18-2012
Scoring, Two Teams, One Half.....	110, Oregon (66) vs. Western Carolina (44), 11-13-2013
Field Goals Made.....	38 vs. Texas-San Antonio, 11-29-2012
Field Goal Attempts.....	79 by Iowa, 3-18-2012
	(Oregon Record: 68 vs. Houston Baptist, 12-22-2012)
Field Goal Percentage.....	.653 vs. Western Carolina (32-49), 11-13-2013
3-Point Field Goals Made.....	15 vs. Utah, 3-3-2012
3-Point Field Goal Attempts.....	33 vs. Utah, 3-3-2012
3-Point Field Goal Percentage.....	.667 (8-12) by Washington, 1-26-2013
	(Oregon Record: .632 (12-19) vs. UC Irvine, 12-17-2013)
Free Throws Made.....	35 vs. Western Carolina, 11-13-2013
Free Throw Attempts.....	47 vs. Western Carolina, 11-13-2013
Free Throw Percentage.....	.933 vs. Arizona State (14-15), 1-13-2013
Rebounds.....	52 vs. Houston Baptist, 12-12-2012
Fouls.....	34 by Western Carolina, 11-13-2013
	(Oregon Record: 26 vs. Oregon State, 1-29-2012)
Fouls, Two Teams.....	53, Oregon (19) vs. Western Carolina (34), 11-13-2013
Assists.....	26 vs. Iowa, 3-18-2012
Turnovers.....	24, 4 times (last vs. Washington, 1-26-2013)
Blocks.....	10 vs. Oregon State, 1-29-2012
Steals.....	14 vs. Jacksonville State, 11-19-2012;
	14 vs. Texas-San Antonio, 11-29-2012;
	14 vs. Arkansas-Pine Bluff, 12-1-2012

INDIVIDUAL

Scoring.....	36, Joseph Young vs. Western Carolina, 11-13-2013
Field Goals Made.....	12, Josh Owens, Stanford, 2-26-2011
	(Oregon Record: 11, Devoe Joseph vs. Colorado, 3-1-2012;
	11, Devoe Joseph vs. Louisiana State, 3-13-2012)
Field Goal Attempts.....	25, Troy Huff, North Dakota, 11-30-2013
	(Oregon Record: 18, Mike Moser vs. Pacific, 11-29-2013)
Field Goal Percentage (Min. 6 att.).....	.900 (9-10), E.J. Singler vs. Iowa, 3-18-2012
3-Point Field Goals Made.....	7, Roy Devyn Marble, Iowa, 3-18-2012
	(Oregon Record: 6, Jay-R Strowbridge vs. Oregon State, 2-19-2011;
	6, Johnathan Loyd vs. Texas-El Paso, 11-29-2011)
3-Point Field Goal Attempts.....	14, Scott Bamforth, Weber State, 3-16-2011
	(Oregon Record: 9, four times)
3-Point Field Goal Percentage (Min. 5 att.).....	.875 (7-8), Roy Devyn Marble, Iowa, 3-18-2012
Free Throws Made.....	16, E.J. Singler vs. UCLA, 1-21-2012
Free Throw Attempts.....	17, E.J. Singler vs. UCLA, 1-21-2012
Free Throw Percentage (Min 5 att.).....	1.000 (9-9), Justin Hamilton, Louisiana State (3-13-12)
Free Throw Percentage (Min. 10 att.).....	.941 (16-17), E.J. Singler vs. UCLA, 1-21-2012
Rebounds.....	18, Arsalan Kazemi vs. California, 2-21-2013
Assists.....	13, Johnathan Loyd vs. Pacific, 11-29-2013;
	13, Malcolm Armstead vs. Oregon State, 2-19-2011
Turnovers.....	8, Tevin Hammond, Arkansas-Pine Bluff, 12-1-2012;
	8, Justin Cobbs, California, 2-21-2013
	(Oregon Record: 7 by E.J. Singler vs. Washington, 1-26-2013;
	7 by E.J. Singler vs. Nevada, 12-31-2012)
Blocks.....	5, Tony Woods vs. Portland State, 12-12-2011;
	5, Tony Woods vs. Jacksonville State, 11-19-2012
Steals.....	5, 11 times, last by Arsalan Kazemi vs. Stanford, 2-23-2013

(Oregon Best in Parentheses)

WAVERLY AUSTIN

- Tied a career high with three blocks against both Utah Valley and Pacific.
- Ranked second on the squad with 29 blocks in 2012-13.
- Impressive game last year against Arizona with three blocked shots and three steals to go along with six points.

JASON CALLISTE

- Ranks 10th nationally in 3-point field goal percentage (.600).
- Matched season-best with 16 points against USF.
- Big boost off the bench with 16 points (12-12 FT) versus Georgetown.
- Scored more than 1,100 points during his three years at Detroit.
- Is a graduate of the University of Detroit Mercy with a degree in communications studies.

RICHARD AMARTI

- Increased contributions off the bench in the Global Sports Hardwood Classic with 15 points against North Dakota and 14 against Cal Poly.
- Solid contribution off the bench with 7 points and 4 rebounds versus Georgetown and 9 points and 5 boards against Utah Valley.
- Playing his first season of Division I ball after netting 8.6 points and 5.2 rebounds per game at Indian Hills C.C.

ELGIN COOK

- Key role in Illinois win with 12 points off the bench (5-6 FG).
- Netted 14 points, all in the second half and OT in win at Ole Miss.
- Got first career double-double against North Dakota with 10 points and 10 boards.
- Big game against San Francisco with 18 points, six rebounds and three assists.
- Break out performance with 16 points against Western Carolina.
- Was the 2013 Panhandle Conference freshman of the year, helping lead Northwest Florida State to a No. 3 national ranking, a 30-4 record and the NJCAA national championship game.
- Averaged 14.9 points, 6.0 rebounds, 1.9 assists, 1.3 steals and 1.0 blocks per game for the Raiders in 2012-13.

DOMINIC ARTIS

- Set a career high with eight rebounds vs. UC Irvine.
- Led team in assists in 2012-13, averaging 3.2 per game.
- Had a high of six assists four times, including both games of an impressive road sweep at UCLA and USC.
- Had a pair of double-digit scoring games in the NCAA Tournament, netting 13 points in the opening round win versus Oklahoma State and 12 in the Sweet 16 game with Louisville.

BEN CARTER

- Had a career high three assists vs. UC Irvine.
- Appeared in all 37 games for the Ducks as a freshman.
- Averaged 2.4 points and 2.3 rebounds per game.
- Scored a career-high 12 points at UNLV - in his hometown of Las Vegas - on Nov. 23.

JALIL ABDUL-BASSIT

- Made season debut vs. San Francisco (6 points) after missing the first 3 due to injury.
- Joins father Claude "Muff" Butler as the first father-and-son Division I scholarship basketball players from the state of Alaska
- Averaged 13.0 points and 2.7 rebounds per game for North Idaho College in 2012-13.

A.J. LAPRAY

- Averaged 17 points per game for Salem's Sprague High School.
- Made Oregon debut in the Utah Valley game.

2013-14 OREGON MEN'S BASKETBALL
Oregon Combined Team Statistics (as of Dec 17, 2013)
All games

RECORD:	OVERALL	HOME	AWAY	NEUTRAL
ALL GAMES	10-0	7-0	1-0	2-0
CONFERENCE	0-0	0-0	0-0	0-0
NON-CONFERENCE	10-0	7-0	1-0	2-0

#	Player	gp-gs	min	avg	Total		3-Point		F-Throw		Rebounds						pts	avg				
					fg-fga	fg%	3fg-fga	3fg%	ft-fa	ft%	off	def	tot	avg	pf	dq			a	to	blk	stl
03	Young, Joseph	10-10	311	31.1	61-110	.555	21-44	.477	50-61	.820	8	28	36	3.6	14	1	21	8	0	16	193	19.3
00	Moser, Mike	10-10	292	29.2	58-111	.523	18-44	.409	15-23	.652	12	62	74	7.4	21	0	15	23	10	15	149	14.9
12	Calliste, Jason	10-0	265	26.5	25-48	.521	15-25	.600	42-47	.894	5	16	21	2.1	23	0	24	18	1	7	107	10.7
21	Dotson, Damyean	10-10	252	25.2	40-84	.476	9-27	.333	17-24	.708	9	36	45	4.5	13	0	13	13	3	1	106	10.6
10	Loyd, Johnathan	10-10	268	26.8	30-54	.556	10-22	.455	34-40	.850	1	17	18	1.8	29	0	69	21	0	7	104	10.4
23	Cook, Elgin	10-0	193	19.3	34-54	.630	1-3	.333	35-50	.700	22	22	44	4.4	30	0	5	13	4	9	104	10.4
13	Amardi, Richard	10-0	167	16.7	25-50	.500	0-0	.000	14-25	.560	17	28	45	4.5	33	1	5	17	4	12	64	6.4
01	Artis, Dominic	1-0	26	26.0	2-3	.667	0-1	.000	1-2	.500	1	7	8	8.0	1	0	3	1	0	1	5	5.0
32	Carter, Ben	1-0	19	19.0	2-7	.286	0-1	.000	0-0	.000	1	3	4	4.0	3	0	3	1	1	2	4	4.0
20	Austin, Waverly	10-10	139	13.9	11-22	.500	0-0	.000	13-20	.650	7	18	25	2.5	28	1	2	4	11	7	35	3.5
15	Abdul-Bassit, Jalil	7-0	50	7.1	6-13	.462	5-9	.556	0-1	.000	0	3	3	0.4	4	0	3	2	0	1	17	2.4
11	Friedman, Theo	7-0	17	2.4	1-1	1.000	0-0	.000	3-4	.750	1	0	1	0.1	2	0	0	0	0	1	5	0.7
24	Lapray, A.J.	2-0	5	2.5	0-1	.000	0-0	.000	0-0	.000	0	0	0	0.0	1	0	0	0	0	0	0	0.0
04	Lucenti, Nicholas	3-0	8	2.7	0-1	.000	0-0	.000	0-0	.000	1	2	3	1.0	1	0	0	0	0	0	0	0.0
35	Crow, Brian	5-0	13	2.6	0-2	.000	0-2	.000	0-0	.000	0	0	0	0.0	2	0	0	0	0	0	0	0.0
Team											12	20	32				1					
Total.....		10	2025		295-561	.526	79-178	.444	224-297	.754	97	262	359	35.9	205	3	163	122	34	79	893	89.3
Opponents.....		10	2025		249-605	.412	67-224	.299	160-235	.681	127	190	317	31.7	236	8	113	136	29	54	725	72.5

TEAM STATISTICS	ORE	OPP	Date	Opponent	Score	Att.
SCORING	893	725	11/08/13	vs Georgetown	w 82-75	2100
Points per game	89.3	72.5	11/13/13	WESTERN CAROLINA	w 107-83	6262
Scoring margin	+16.8	-	11/19/13	UTAH VALLEY	w 69-54	5717
FIELD GOALS-ATT	295-561	249-605	11/24/13	SAN FRANCISCO	w 100-82	6084
Field goal pct	.526	.412	11/29/13	PACIFIC	w 85-62	5719
3 POINT FG-ATT	79-178	67-224	11/30/13	NORTH DAKOTA	w 91-76	5937
3-point FG pct	.444	.299	12/01/13	CAL POLY	w 82-61	5580
3-pt FG made per game	7.9	6.7	12/08/13	at Ole Miss	Wot 115-105	8212
FREE THROWS-ATT	224-297	160-235	12/14/13	vs Illinois	w 71-64	10043
Free throw pct	.754	.681	12/17/13	UC IRVINE	w 91-63	5958
F-Throws made per game	22.4	16.0				
REBOUNDS	359	317				
Rebounds per game	35.9	31.7				
Rebounding margin	+4.2	-				
ASSISTS	163	113				
Assists per game	16.3	11.3				
TURNOVERS	122	136				
Turnovers per game	12.2	13.6				
Turnover margin	+1.4	-				
Assist/turnover ratio	1.3	0.8				
STEALS	79	54				
Steals per game	7.9	5.4				
BLOCKS	34	29				
Blocks per game	3.4	2.9				
ATTENDANCE	41257	20355				
Home games-Avg/Game	7-5894	1-8212				
Neutral site-Avg/Game	-	2-6072				

* - Conference game

Score by Periods	1st	2nd	OT	Totals
Oregon	386	481	26	893
Opponents	332	377	16	725

2013-14 OREGON MEN'S BASKETBALL
Oregon Extended Season Box Score (as of Dec 17, 2013)
All games

RECORD:	OVERALL		HOME		AWAY		NEUTRAL	
	10-0	0-0	7-0	0-0	1-0	0-0	2-0	
ALL GAMES	10-0		7-0		1-0		2-0	
CONFERENCE	0-0		0-0		0-0		0-0	
NON-CONFERENCE	10-0		7-0		1-0		2-0	

#	Player	gp-gs	min	avg	Total			3-Point			F-Throw			Rebounds			a/to	blk	blk/g	stl	stlg	pts	avg				
					fg-fga	fg%	3fg-fga	3fg%	ft-fa	ft%	off	def	tot	avg	pf	dq								a	g	to	
03	Young, Joseph	10-10	311	31.1	61-110	.555	21-44	.477	50-61	.820	8	28	36	3.6	14	1	21	2.10	8	0.80	2.63	0	0.00	16	1.60	193	19.3
00	Moser, Mike	10-10	292	29.2	58-111	.523	18-44	.409	15-23	.652	12	62	74	7.4	21	0	15	1.50	23	2.30	0.65	10	1.00	15	1.50	149	14.9
12	Calliste, Jason	10-0	265	26.5	25-48	.521	15-25	.600	42-47	.894	5	16	21	2.1	23	0	24	2.40	18	1.80	1.33	1	0.10	7	0.70	107	10.7
21	Dotson, Damyean	10-10	252	25.2	40-84	.476	9-27	.333	17-24	.708	9	36	45	4.5	13	0	13	1.30	13	1.30	1.00	3	0.30	1	0.10	106	10.6
23	Cook, Elgin	10-0	193	19.3	34-54	.630	1-3	.333	35-50	.700	22	22	44	4.4	30	0	5	0.50	13	1.30	0.38	4	0.40	9	0.90	104	10.4
10	Loyd, Johnathan	10-10	268	26.8	30-54	.556	10-22	.455	34-40	.850	1	17	18	1.8	29	0	69	6.90	21	2.10	3.29	0	0.00	7	0.70	104	10.4
13	Amardi, Richard	10-0	167	16.7	25-50	.500	0-0	.000	14-25	.560	17	28	45	4.5	33	1	5	0.50	17	1.70	0.29	4	0.40	12	1.20	64	6.4
01	Artis, Dominic	1-0	26	26.0	2-3	.667	0-1	.000	1-2	.500	1	7	8	8.0	1	0	3	3.00	1	1.00	3.00	0	0.00	1	1.00	5	5.0
32	Carter, Ben	1-0	19	19.0	2-7	.286	0-1	.000	0-0	.000	1	3	4	4.0	3	0	3	3.00	1	1.00	3.00	1	1.00	2	2.00	4	4.0
20	Austin, Waverly	10-10	139	13.9	11-22	.500	0-0	.000	13-20	.650	7	18	25	2.5	28	1	2	0.20	4	0.40	0.50	11	1.10	7	0.70	35	3.5
15	Abdul-Bassit, Jaiil	7-0	50	7.1	6-13	.462	5-9	.556	0-1	.000	0	3	3	0.4	4	0	3	0.43	2	0.29	1.50	0	0.00	1	0.14	17	2.4
11	Friedman, Theo	7-0	17	2.4	1-1	1.000	0-0	.000	3-4	.750	1	0	1	0.1	2	0	0	0.00	0	0.00	0.00	0	0.00	1	0.14	5	0.7
35	Crow, Brian	5-0	13	2.6	0-2	.000	0-2	.000	0-0	.000	0	0	0	0.0	2	0	0	0.00	0	0.00	0.00	0	0.00	0	0.00	0	0.0
04	Lucenti, Nicholas	3-0	8	2.7	0-1	.000	0-0	.000	0-0	.000	1	2	3	1.0	1	0	0	0.00	0	0.00	0.00	0	0.00	0	0.00	0	0.0
24	Lapray, A.J.	2-0	5	2.5	0-1	.000	0-0	.000	0-0	.000	0	0	0	0.0	1	0	0	0.00	0	0.00	0.00	0	0.00	0	0.00	0	0.0
Total.....		10	2025		295-561	.526	79-178	.444	224-297	.754	97	262	359	35.9	205	3	163	16.30	122	12.20	1.34	34	3.40	79	7.90	893	89.3
Opponents.....		10	2025		249-605	.412	67-224	.299	160-235	.681	127	190	317	31.7	236	8	113	11.30	136	13.60	0.83	29	2.90	54	5.40	725	72.5

Score by Periods	1st	2nd	OT	Totals
Oregon	386	481	26	893
Opponents	332	377	16	725

2013-14 OREGON MEN'S BASKETBALL
Oregon Team Game-by-Game Comparison (as of Dec 17, 2013)
All games

Opponent	1st	2nd	Score	Mar	Total FG	FG Pct	3-Pointers	3FG Pct	Free Throws	FT Pct	Rebounds	Assist	T/Over	Block	Steal	Fouls	
Georgetown	37/34	45/41	82-75	+7	20-49/27-59	.408/.458	6-22/1-15	.273/.067	36-44/20-30	.818/.667	40/32	+8	15/12	13/11	2/6	9/7	28/31
WESTERN CAROLINA	41/39	66/44	107-83	+24	32-49/27-59	.653/.458	8-14/9-20	.571/.450	35-47/20-31	.745/.645	29/29	-	15/12	11/15	0/2	9/6	19/34
UTAH VALLEY	29/25	40/29	69-54	+15	26-63/22-58	.413/.379	6-21/5-20	.286/.250	11-15/5-8	.733/.625	42/30	+12	12/13	12/14	8/2	8/3	17/16
SAN FRANCISCO	40/35	60/47	100-82	+18	33-60/25-68	.550/.368	11-19/8-28	.579/.286	23-36/24-34	.639/.706	39/38	+1	17/13	11/12	4/1	5/6	23/28
PACIFIC	29/36	56/26	85-62	+23	28-50/20-55	.560/.364	8-21/8-23	.381/.348	21-30/14-18	.700/.778	27/35	(8)	19/10	9/18	5/2	10/3	16/22
NORTH DAKOTA	49/32	42/44	91-76	+15	33-56/29-71	.589/.408	4-10/4-21	.400/.190	21-24/14-21	.875/.667	44/28	+16	15/8	20/10	6/0	5/10	19/18
CAL POLY	44/32	38/29	82-61	+21	24-50/22-55	.480/.400	9-19/6-27	.474/.222	25-35/11-16	.714/.688	35/27	+8	14/9	4/7	2/3	3/3	16/26
Ole Miss	37/38	52/51	115-105	+10	38-65/31-70	.585/.443	11-18/15-35	.611/.429	28-35/28-38	.800/.737	34/36	(2)	25/17	15/18	1/5	11/4	27/28
Illinois	32/32	39/32	71-64	+7	29-52/24-56	.558/.429	4-15/5-17	.267/.294	9-12/11-13	.750/.846	30/27	+3	14/8	16/12	2/2	6/10	15/16
UC IRVINE	48/29	43/34	91-63	+28	32-67/22-54	.478/.407	12-19/6-18	.632/.333	15-19/13-26	.789/.500	39/35	+4	17/11	11/19	4/6	13/2	25/17

Note: Game totals are displayed in the format TEAM/OPPONENT for each category

2013-14 OREGON MEN'S BASKETBALL
Oregon Points-Rebounds-Assists (as of Dec 17, 2013)
All games

Opponent	Date	Score	00	01	03	04	10	11	12	13	15	20	21	23
			MOSER,MIKE	ARTIS,DOMI	YOUNG,JOS	LUCENTINI	LOYD,JOHN	FRIEDMAN,T	CALLISTE,J	AMARDI,RIC	ABDUL-BAS	AUSTIN,WAV	DOTSON,DA	COOK,ELGIN
vs GU	11/08/13	82-75 w	15-7-3	DNP	24-5-1	DNP	9-2-7	DNP	16-3-3	7-4-0	DNP	0-1-0	7-8-1	4-4-0
WCU	11/13/13	107-83 w	26-5-3	DNP	36-6-2	0-0-0	9-1-3	1-0-0	5-2-4	0-3-0	DNP	5-5-1	9-2-2	16-4-0
UVU	11/19/13	69-54 w	8-9-0	DNP	20-4-3	DNP	12-1-5	0-0-0	5-4-3	9-5-0	DNP	4-4-0	8-5-1	3-6-0
USF	11/24/13	100-82 w	13-8-0	DNP	12-1-2	DNP	11-3-6	2-0-0	16-3-2	1-5-0	6-1-2	4-4-0	17-6-2	18-6-3
PAC	11/29/13	85-62 w	19-4-1	DNP	14-3-1	DNP	4-3-13	0-0-0	15-3-3	3-1-1	0-1-0	9-3-0	13-7-0	8-1-0
UND	11/30/13	91-76 w	13-15-2	DNP	23-2-2	DNP	8-0-5	0-0-0	15-1-4	15-8-1	3-1-1	2-1-0	2-1-0	10-10-0
CP	12/01/13	82-61 w	2-1-2	DNP	13-3-4	0-2-0	13-5-5	2-1-0	5-0-1	14-6-1	0-0-0	6-3-1	13-4-0	14-4-0
at UM	12/08/13	115-105 w	24-10-3	DNP	19-4-3	DNP	23-2-15	DNP	13-3-2	9-3-0	0-0-0	0-0-0	13-6-2	14-2-0
vs ILL	12/14/13	71-64 w	14-9-1	DNP	14-5-2	DNP	11-0-7	DNP	7-2-0	0-4-1	0-0-0	3-2-0	10-3-2	12-3-1
UCI	12/17/13	91-63 w	15-6-0	5-8-3	18-3-1	0-1-0	4-1-3	0-0-0	10-0-2	6-6-1	8-0-0	2-2-0	14-3-3	5-4-1

Opponent	Date	Score	24	32	35
			LAPRAY,AJ	CARTER,BE	CROW,BRIA
vs GU	11/08/13	82-75 w	DNP	DNP	0-0-0
WCU	11/13/13	107-83 w	DNP	DNP	0-0-0
UVU	11/19/13	69-54 w	0-0-0	DNP	0-0-0
USF	11/24/13	100-82 w	0-0-0	DNP	0-0-0
PAC	11/29/13	85-62 w	DNP	DNP	DNP
UND	11/30/13	91-76 w	DNP	DNP	DNP
CP	12/01/13	82-61 w	DNP	DNP	0-0-0
at UM	12/08/13	115-105 w	DNP	DNP	DNP
vs ILL	12/14/13	71-64 w	DNP	DNP	DNP
UCI	12/17/13	91-63 w	DNP	4-4-3	DNP

Official Basketball Box Score -- Game Totals -- Final Statistics

UC Irvine vs Oregon

12/17/13 7:36 PM at Matthew Knight Arena, Eugene, Ore.

UC Irvine 63 • 6-6

##	Player		Total		3-Ptr	Rebounds			PF	TP	A	TO	Blk	Stl	Min
			FG-FGA	FG-FGA	FT-FTA	Off	Def	Tot							
03	Davis II, Will	f	8-12	0-0	4-9	2	4	6	1	20	0	3	0	0	33
34	Ndiaye, Mamadou	c	3-4	0-0	1-3	1	4	5	3	7	0	2	4	0	26
01	Young, Alex	g	1-5	1-2	3-5	0	5	5	3	6	2	3	0	0	30
05	McNealy, Chris	g	4-11	2-5	4-6	1	2	3	1	14	3	1	0	0	30
10	Nelson, Luke	g	5-11	3-8	0-0	2	3	5	3	13	6	4	0	2	31
00	Martin, Jaron		0-0	0-0	0-0	0	0	0	0	0	0	0	0	0	1
02	Souza, Travis		0-2	0-2	0-0	2	1	3	1	0	0	1	0	0	9
04	McConnell, Reed		0-0	0-0	0-0	0	0	0	0	0	0	0	0	0	2
12	Dimakopoulos, Ioannis		0-0	0-0	0-0	0	0	0	0	0	0	0	0	0	2
25	Ryan, John		1-3	0-0	1-2	1	2	3	1	3	0	3	1	0	11
32	Wright, Aaron		0-3	0-1	0-1	0	0	0	4	0	0	1	0	0	16
33	Best, Mike		0-2	0-0	0-0	0	3	3	0	0	0	1	1	0	8
35	Mala, Ege		0-1	0-0	0-0	0	0	0	0	0	0	0	0	0	1
Team						1	1	2							
Totals			22-54	6-18	13-26	10	25	35	17	63	11	19	6	2	200

FG % 1st Half: 10-27 37.0% 2nd half: 12-27 44.4% Game: 22-54 40.7%
 3FG % 1st Half: 3-10 30.0% 2nd half: 3-8 37.5% Game: 6-18 33.3%
 FT % 1st Half: 6-9 66.7% 2nd half: 7-17 41.2% Game: 13-26 50.0%

Deadball
Rebounds
9,1

Oregon 91 • 10-0

##	Player		Total		3-Ptr	Rebounds			PF	TP	A	TO	Blk	Stl	Min
			FG-FGA	FG-FGA	FT-FTA	Off	Def	Tot							
00	Moser, Mike	f	6-10	3-4	0-0	1	5	6	1	15	0	4	1	3	19
20	Austin, Waverly	c	0-3	0-0	2-2	2	0	2	3	2	0	0	1	1	11
03	Young, Joseph	g	7-10	2-4	2-2	0	3	3	0	18	1	0	0	2	24
10	Loyd, Johnathan	g	2-2	0-0	0-0	0	1	1	4	4	3	1	0	0	12
21	Dotson, Damyean	g	5-11	2-4	2-2	1	2	3	1	14	3	0	0	0	25
01	Artis, Dominic		2-3	0-1	1-2	1	7	8	1	5	3	1	0	1	26
04	Lucenti, Nicholas		0-0	0-0	0-0	0	1	1	0	0	0	0	0	0	2
11	Friedman, Theo		0-0	0-0	0-0	0	0	0	1	0	0	0	0	1	4
12	Calliste, Jason		2-4	2-2	4-4	0	0	0	3	10	2	1	0	1	22
13	Amardi, Richard		1-6	0-0	4-6	4	2	6	4	6	1	2	1	1	12
15	Abdul-Bassit, Jalil		3-4	2-2	0-1	0	0	0	1	8	0	0	0	1	8
23	Cook, Elgin		2-7	1-1	0-0	2	2	4	3	5	1	1	0	0	16
32	Carter, Ben		2-7	0-1	0-0	1	3	4	3	4	3	1	1	2	19
Team						1	0	1							
Totals			32-67	12-19	15-19	13	26	39	25	91	17	11	4	13	200

FG % 1st Half: 19-35 54.3% 2nd half: 13-32 40.6% Game: 32-67 47.8%
 3FG % 1st Half: 7-10 70.0% 2nd half: 5-9 55.6% Game: 12-19 63.2%
 FT % 1st Half: 3-4 75.0% 2nd half: 12-15 80.0% Game: 15-19 78.9%

Deadball
Rebounds
0


Officials: Chris Rastatter, Scott Brown, Jeff Wooten

Technical fouls: UC Irvine-None. Oregon-None.

Attendance: 5958

Score by periods	1st	2nd	Total
UC Irvine	29	34	63
Oregon	48	43	91

	In	Off	2nd	Fast	
Points	Paint	T/O	Chance	Break	Bench
UCI	24	12	13	4	3
ORE	20	27	9	6	38



#15 JALIL ABDUL-BASSIT

JUNIOR | GUARD | 6-4 | 187 | ANCHORAGE, ALASKA

EAST HS / MONROE COLLEGE / NORTH IDAHO COLLEGE

2013-14 | JUNIOR SEASON

- Has played off the bench in the past seven games after returning to the lineup on 11/24 following an injury.
- Ranks second on the team in 3-point FG percentage, making 5-of-9 attempts to shoot .556 from deep.
- Scored a season-high eight points against UC Irvine, going 3-of-4 from the floor.
- Scored six points, going 2-of-2 from deep, against San Francisco in his season debut. Also assisted two baskets.
- Saw a season-high 17 minutes of game time in win over North Dakota.

Opponent	Date	gs	min	Total		3-Pointers		Free throws		Rebounds				pf	a	t/o	blk	stl	pts	avg
				fg-fga	pct	3fg-fga	pct	ft-fa	pct	off	def	tot	avg							
SAN FRANCISCO	11/24/13	12		2-3	.667	2-2	1.000	0-0	.000	0	1	1	1.0	1	2	0	0	0	6	6.0
PACIFIC	11/29/13	9		0-2	.000	0-2	.000	0-0	.000	0	1	1	1.0	0	0	0	0	0	0	3.0
NORTH DAKOTA	11/30/13	17		1-3	.333	1-2	.500	0-0	.000	0	1	1	1.0	2	1	1	0	0	3	3.0
CAL POLY	12/01/13	0		0-0	.000	0-0	.000	0-0	.000	0	0	0	0.8	0	0	0	0	0	0	2.3
at Ole Miss	12/8/13	3		0-0	.000	0-0	.000	0-0	.000	0	0	0	0.6	0	0	1	0	0	0	1.8
vs Illinois	12/14/13	1		0-1	.000	0-1	.000	0-0	.000	0	0	0	0.5	0	0	0	0	0	0	1.5
UC IRVINE	12/17/13	8		3-4	.750	2-2	1.000	0-1	.000	0	0	0	0.4	1	0	0	0	1	8	2.4
Totals		0	50	6-13	.462	5-9	.556	0-1	.000	0	3	3	0.4	4	3	2	0	1	17	2.4

Games played: 7
 Minutes/game: 7.1
 Points/game: 2.4
 FG Pct: 46.2
 3FG Pct: 55.6
 FT Pct: 0.0

Rebounds/game: 0.4
 Assists/game: 0.4
 Turnovers/game: 0.3
 Assis/turnover ratio: 1.5
 Steals/game: 0.1

SEASON HIGHS

Points	8	UC Irvine (12-17-13)
FG Made	3	UC Irvine (12-17-13)
FG Att.	4	UC Irvine (12-17-13)
3 PT Made	2	San Francisco (11-24-13)
	2	UC Irvine (12-17-13)
3 PT Att.	2	4 times
FT Made	-	-
FT Att.	1	UC Irvine (12-17-13)
Rebounds	1	3 times
Assists	2	San Francisco (11-24-13)
Steals	1	UC Irvine (12-17-13)
Blocks	-	-
Minutes	17	North Dakota (11-30-13)

YEAR-BY-YEAR CAREER STATISTICS

Season	GP-GS	Min./Avg.	FG-FGA	pct.	3FG-3FGA	pct.	FT-FTA	pct.	off	def	tot	avg.	pf	fo	asst	to	blk	stl	Points	Avg.
2013-14	7-0	50/7.1	6-13	.462	5-9	.556	0-1	.000	0	3	3	0.4	4	0	3	2	0	1	17	2.4
TOTAL	7-0	50/7.1	6-13	.462	5-9	.556	0-1	.000	0	3	3	0.4	4	0	3	2	0	1	17	2.4



#13 RICHARD AMARDI

RS-SENIOR | FORWARD | 6-8 | 224 | TORONTO, ONT.

WINSTON CHURCHILL HS / WEATHERFORD C.C. / INDIAN HILLS C.C.

2013-14 | RS-SENIOR SEASON

- Has appeared in all 10 games, averaging 16.7 minutes and 7.3 points off the bench.
- Ranks second on the team in rebounds, pulling down 45 for an average of 4.5 per contest.
- Had season-high point and rebound totals in win over North Dakota, scoring 15 points with eight boards to lead the Ducks.
- On 6-of-8 shooting, scored 14 points in victory over Cal Poly.
- Ranks third on the team in steals (12).
- Has pulled down at least three rebounds in 9-of-10 games.
- Has gone 50% from the floor on 25-of-50 FG shooting.

Opponent	Date	gs	min	Total		3-Pointers		Free throws		Rebounds				pf	a	t/o	blk	stl	pts	avg
				fg-fga	pct	3fg-fga	pct	ft-fa	pct	off	def	tot	avg							
vs Georgetown	11/09/201	26	3-5	600	0-0	.000	1-2	.500	1	3	4	4.0	5	0	1	1	1	7	7.0	
WESTERN CAROLINA	11/13/13	10	0-3	.000	0-0	.000	0-0	.000	1	2	3	3.5	3	0	2	0	1	0	3.5	
UTAH VALLEY	11/19/13	16	3-7	.429	0-0	.000	3-4	.750	3	2	5	4.0	3	0	2	0	2	9	5.3	
SAN FRANCISCO	11/24/13	11	0-1	.000	0-0	.000	1-2	.500	1	4	5	4.3	3	0	2	0	0	1	4.3	
PACIFIC	11/29/13	16	1-2	.500	0-0	.000	1-4	.250	0	1	1	3.6	2	1	1	0	0	3	4.0	
NORTH DAKOTA	11/30/13	19	7-12	.583	0-0	.000	1-2	.500	4	4	8	4.3	4	1	1	2	1	15	5.8	
CAL POLY	12/01/13	21	6-8	.750	0-0	.000	2-3	.667	2	4	6	4.6	3	1	0	0	1	14	7.0	
at Ole Miss	12/8/13	21	4-5	.800	0-0	.000	1-2	.500	0	3	3	4.4	4	0	3	0	2	9	7.3	
vs Illinois	12/14/13	15	0-1	.000	0-0	.000	0-0	.000	1	3	4	4.3	2	1	3	0	3	0	6.4	
UC IRVINE	12/17/13	12	1-6	.167	0-0	.000	4-6	.667	4	2	6	4.5	4	1	2	1	1	6	6.4	
Totals		0	167	25-50	.500	0-0	.000	14-25	.560	17	28	45	4.5	33	5	17	4	12	64	6.4

Games played: 10
Minutes/game: 16.7
Points/game: 6.4
FG Pct: 50.0
FT Pct: 56.0


Rebounds/game: 4.5
Assists/game: 0.5
Turnovers/game: 1.7
Assist/turnover ratio: 0.3
Steals/game: 1.2
Blocks/game: 0.4

SEASON HIGHS

Points	15	North Dakota (11-30-13)
FG Made	7	North Dakota (11-30-13)
FG Att.	12	North Dakota (11-30-13)
3 PT Made	-	
3 PT Att.	-	
FT Made	4	UC Irvine (12-17-13)
FT Att.	6	UC Irvine (12-17-13)
Rebounds	8	North Dakota (11-30-13)
Assists	1	5 times
Steals	3	vs. Illinois (12/14/13)
Blocks	2	North Dakota (11-30-13)
Minutes	26	vs. Georgetown (11-8-13)

YEAR-BY-YEAR CAREER STATISTICS

Season	GP-GS	Min./Avg.	FG-FGA	pct.	3FG-3FGA	pct.	FT-FTA	pct.	off	def	tot	avg.	pf	fo	asst	to	blk	stl	Points	Avg.
2013-14	10-0	167/16.7	25-50	.500	0-0	.000	14-25	.560	17	28	45	4.5	33	1	5	17	4	12	64	6.4
TOTAL	10-0	167/16.7	25-50	.500	0-0	.000	14-25	.560	17	28	45	4.5	33	1	5	17	4	12	64	6.4



#1 DOMINIC ARTIS

SOPHOMORE | GUARD | 6-1 | 186 | OAKLAND, CALIF.

FINDLAY PREP

Opponent	Date	gs	min	Total		3-Pointers		Free throws		Rebounds				pts	avg					
				fg-fga	pct	3fg-fga	pct	ft-fa	pct	off	def	tot	avg							
UC IRVINE	12/17/13		26	2-3	.667	0-1	.000	1-2	.500	1	7	8	8.0	1	3	1	0	1	5	5.0
Totals		0	26	2-3	.667	0-1	.000	1-2	.500	1	7	8	8.0	1	3	1	0	1	5	5.0

Games played: 1
 Minutes/game: 26.0
 Points/game: 5.0
 FG Pct: 66.7
 3FG Pct: 0.0
 FT Pct: 50.0

Rebounds/game: 8.0
 Assists/game: 3.0
 Turnovers/game: 1.0
 Assist/turnover ratio: 3.0
 Steals/game: 1.0

2013-14 | SOPHOMORE SEASON

- Made his season debut on 12/17 against UC Irvine after returning to the lineup from suspension.
- Scored five points with a career-high eight rebounds against the Anteaters, playing 26 minutes with only one turnover.

SEASON HIGHS

Points	8	UC Irvine (12-17-13)
FG Made	2	UC Irvine (12-17-13)
FG Att.	3	UC Irvine (12-17-13)
3 PT Made	-	-
3 PT Att.	1	UC Irvine (12-17-13)
FT Made	1	UC Irvine (12-17-13)
FT Att.	2	UC Irvine (12-17-13)
Rebounds	8	UC Irvine (12-17-13)
Assists	3	UC Irvine (12-17-13)
Steals	1	UC Irvine (12-17-13)
Blocks	-	-
Minutes	26	UC Irvine (12-17-13)

CAREER HIGHS

Points	16	Portland State (11-12-12)
FG Made	7	UT-San Antonio (11-29-12)
FG Att.	23	at Texas-El Paso (12-19-12)
3 PT Made	4	Portland State (11-12-12)
3 PT Att.	8	at Texas-El Paso (12-19-12)
	8	at Texas-El Paso (12-19-12)
FT Made	6	Arkansas-Pine Bluff (12-1-12)
FT Att.	6	4 times
Rebounds	8	UC Irvine (12-17-13)
Assists	6	4 times
Steals	5	Arkansas-Pine Bluff (12-1-12)
Blocks	1	6 times
Minutes	45	at Texas-El Paso (12-19-12)

YEAR-BY-YEAR CAREER STATISTICS

Season	GP-GS	Min./Avg.	FG-FGA	pct.	3FG-3FGA	pct.	FT-FTA	pct.	off	def	tot	avg.	pf	fo	asst	to	blk	stl	Points	Avg.
2012-13	28-25	666/23.8	84-226	.372	34-95	.358	36-53	.679	13	48	61	2.2	50	0	90	68	7	43	238	8.5
2013-14	1-0	26/26.0	2-3	.667	0-1	.000	1-2	.500	1	7	8	8.0	1	0	3	1	0	1	5	5.0
TOTAL	29-26	692/23.9	86-229	.376	34-96	.352	37-55	.673	14	55	69	2.4	52	0	93	69	7	44	243	8.4



#20 WAVERLY AUSTIN

SENIOR | CENTER | 6-11 | 257 | FREDERICKSBURG, VA.

PROGRESSIVE CHRISTIAN ACADEMY / PALM STATE BEACH COLLEGE

2013-14 | SENIOR SEASON

- Starting center in all 10 games.
- Leads the team in blocks (11).
- Has gone 50% from the floor, making 11-of-22 FG attempts.
- Has improved his FT shooting by nearly 10 percent (13-20/.650) from last season.
- Scored a season-high nine points in a win over Pacific, making 3-of-4 FG attempts.
- Tallied five points, five boards and two steals in victory over Western Carolina.
- Matched career high with three blocks against both Utah Valley and Pacific.

Opponent	Date	gs	min	Total		3-Pointers		Free throws		Rebounds			pf	a	t/o	blk	stl	pts	avg		
				fg-fga	pct	3fg-fga	pct	ft-fa	pct	off	def	tot								avg	
vs Georgetown	11/09/2011	*	9	0-2	.000	0-0	.000	0-0	.000	0	1	1	1.0	5	0	1	0	0	0.0		
WESTERN CAROLINA	11/13/13	*	19	1-1	1.000	0-0	.000	3-6	.500	1	4	5	3.0	2	1	1	0	2	5	2.5	
UTAH VALLEY	11/19/13	*	21	2-3	.667	0-0	.000	0-1	.000	2	2	4	3.3	3	0	2	3	2	4	3.0	
SAN FRANCISCO	11/24/13	*	11	2-2	1.000	0-0	.000	0-0	.000	1	3	4	3.5	3	0	0	1	0	4	3.3	
PACIFIC	11/29/13	*	20	3-4	.750	0-0	.000	3-5	.600	1	2	3	3.4	2	0	0	3	1	9	4.4	
NORTH DAKOTA	11/30/13	*	10	1-2	.500	0-0	.000	0-0	.000	0	1	1	3.0	1	0	0	0	1	2	4.0	
CAL POLY	12/01/13	*	19	1-4	.250	0-0	.000	4-4	1.000	0	3	3	3.0	3	1	0	2	0	6	4.3	
at Ole Miss	12/8/13	*	6	0-0	.000	0-0	.000	0-0	.000	0	0	0	2.6	4	0	0	0	0	0	3.8	
vs Illinois	12/14/13	*	13	1-1	1.000	0-0	.000	1-2	.500	0	2	2	2.6	2	0	0	1	0	3	3.7	
UC IRVINE	12/17/13	*	11	0-3	.000	0-0	.000	2-2	1.000	2	0	2	2.5	3	0	0	1	1	2	3.5	
Totals			10	139	11-22	.500	0-0	.000	13-20	.650	7	18	25	2.5	28	2	4	11	7	35	3.5

Games played: 10
 Minutes/game: 13.9
 Points/game: 3.5
 FG Pct: 50.0
 FT Pct: 65.0

Rebounds/game: 2.5
 Assists/game: 0.2
 Turnovers/game: 0.4
 Assist/turnover ratio: 0.5
 Steals/game: 0.7
 Blocks/game: 1.1

SEASON HIGHS

Points	9	Pacific (11-29-13)
FG Made	3	Pacific (11-29-13)
FG Att.	4	Pacific (11-29-13)
	4	Cal Poly (12-1-13)
3 PT Made	-	
3 PT Att.	-	
FT Made	4	Cal Poly (12-1-13)
FT Att.	6	Western Carolina (11-13-13)
Rebounds	5	Western Carolina (11-13-13)
Assists	1	Western Carolina (11-13-13)
	1	Cal Poly (12-1-13)
Steals	2	Western Carolina (11-13-13)
	2	Utah Valley (11-19-13)
Blocks	3	Utah Valley (11-19-13)
	3	Pacific (11-29-13)
Minutes	21	Utah Valley (11-19-13)

CAREER HIGHS

Points	10	UT-San Antonio (11-29-12)
FG Made	4	Portland State (11-12-12)
	4	UT-San Antonio (11-29-12)
FG Att.	8	Vanderbilt (11-16-12)
3 PT Made	-	
3 PT Att.	-	
FT Made	4	Houston Baptist (12-22-12)
	4	Cal Poly (12-1-13)
FT Att.	8	Houston Baptist (12-22-12)
Rebounds	9	Houston Baptist (12-22-12)
Assists	2	Portland State (11-12-12)
Steals	3	Arizona (1-10-13)
Blocks	3	4 times
Minutes	21	Portland State (11-12-12)
	21	Utah Valley (11-19-13)

YEAR-BY-YEAR CAREER STATISTICS

Season	GP-GS	Min./Avg.	FG-FGA	pct.	3FG-3FGA	pct.	FT-FTA	pct.	off	def	tot	avg.	pf	fo	asst	to	blk	stl	Points	Avg.
2012-13	35-1	384/11.0	44-98	.449	0-0	.000	21-38	.553	40	54	94	2.7	57	0	7	34	29	13	109	3.1
2013-14	10-10	139/13.9	11-22	.500	0-0	.000	13-20	.650	7	18	25	2.5	28	1	2	4	11	7	35	3.5
TOTAL	45-11	523/11.6	55-120	.458	0-0	.000	34-58	.586	47	72	119	2.6	85	1	9	38	40	20	144	3.2



#12 JASON CALLISTE

RS-SENIOR | GUARD | 6-2 | 171 | SCARBOROUGH, ONT.

QUALITY EDUCATION ACADEMY / DETROIT

2013-14 | RS-SENIOR SEASON

- Team's third-leading scorer and the leading scorer off the bench, averaging 10.7 points per contest.
- Has reached double figure scoring in six games this season, including five of the past seven.
- Averages 26.5 minutes per game, the highest total by any non-starter on the team.
- As of 12/18, ranks first in the Pac-12 in FT percentage (42-47/.894) and tied for first in 3-point percentage (15-25/.600), while leading the team in both categories. Nationally, ranks seventh in 3-point FG percentage.
- Ranks second on the team in assists (24).
- Made 11-of-11 FT attempts and scored 16 points in victory over Georgetown.
- Scored 16 points, going 3-of-3 from 3-point range, against San Francisco.
- Scored in double-figures in three-straight games with 16 points vs. USF and 15 against Pacific and North Dakota.
- Went perfect from 3-point range and the FT line against UC Irvine, scoring 10 points in a lopsided win.
- Has totaled over 1,100 points (1,173), 200 assists (228) and 100 steals (120) in his collegiate career.

Opponent	Date	gs	min	Total		3-Pointers		Free throws		Rebounds				pf	a	t/o	blk	stl	pts	avg
				fg-fga	pct	3fg-fga	pct	ft-fa	pct	off	def	tot	avg							
vs Georgetown	11/09/13	27	2-6	.333	1-2	.500	11-11	1.000	2	1	3	3.0	3	3	2	0	1	16	16.0	
WESTERN CAROLINA	11/13/13	28	2-2	1.000	1-1	1.000	0-0	.000	0	2	2	2.5	1	4	3	0	1	5	10.5	
UTAH VALLEY	11/19/13	25	1-4	.250	1-4	.250	2-2	1.000	1	3	4	3.0	1	3	1	0	0	5	8.7	
SAN FRANCISCO	11/24/13	28	4-6	.667	3-3	1.000	5-5	1.000	0	3	3	3.0	3	2	3	0	0	16	10.5	
PACIFIC	11/29/13	27	2-5	.400	1-4	.250	10-12	.833	1	2	3	3.0	2	3	1	0	3	15	11.4	
NORTH DAKOTA	11/30/13	30	5-7	.714	2-3	.667	3-4	.750	0	1	1	2.7	2	4	2	1	0	15	12.0	
CAL POLY	12/01/13	21	1-3	.333	1-2	.500	2-3	.667	0	0	0	2.3	2	1	1	0	0	5	11.0	
at Ole Miss	12/8/13	31	3-6	.500	2-3	.667	5-6	.833	0	3	3	2.4	3	2	0	0	1	13	11.3	
vs Illinois	12/14/13	26	3-5	.600	1-1	1.000	0-0	.000	1	1	2	2.3	3	0	4	0	0	7	10.8	
UC IRVINE	12/17/13	22	2-4	.500	2-2	1.000	4-4	1.000	0	0	0	2.1	3	2	1	0	1	10	10.7	
Totals		0	265	25-48	.521	15-25	.600	42-47	.894	5	16	21	2.1	23	24	18	1	7	107	10.7

Games played: 10
 Minutes/game: 26.5
 Points/game: 10.7
 FG Pct: .521
 3FG Pct: .600
 FT Pct: .894

Rebounds/game: 2.1
 Assists/game: 2.4
 Turnovers/game: 1.8
 Assist/turnover ratio: 1.3
 Steals/game: 0.7
 Blocks/game: 0.1

SEASON HIGHS


Points	16	San Francisco (11-24-13)
FG Made	5	North Dakota (11-30-13)
FG Att.	7	North Dakota (11-30-13)
3 PT Made	3	San Francisco (11-24-13)
3 PT Att.	4	Utah Valley (11-19-13)
	4	Pacific (11-29-13)
FT Made	11	vs. Georgetown (11-8-13)
FT Att.	12	Pacific (11-29-13)
Rebounds	4	Utah Valley (11-19-13)
Assists	4	Western Carolina (11-13-13)
	4	North Dakota (11-30-13)
Steals	3	Pacific (11-29-13)
Blocks	1	North Dakota (11-30-13)
Minutes	31	at Ole Miss (12-8-13)

CAREER HIGHS

Points	27	at Youngstown State (1-10-13)
FG Made	10	at Youngstown State (1-10-13)
FG Att.	17	Toledo (12-5-12)
3 PT Made	6	Concordia (11-18-11)
	6	at Youngstown State (1-10-13)
3 PT Att.	10	3 times
FT Made	12	Green Bay (1-5-13)
FT Att.	12	Green Bay (1-5-13)
	12	Pacific (11-29-13)
Rebounds	9	at Bowling Green (11-22-11)
Assists	10	at Illinois-Chicago (3-2-13)
Steals	5	Lake Erie (11-11-11)
	5	Milwaukee (2-10-12)
Blocks	2	Cleveland State (12-3-11)
Minutes	40	5 times

YEAR-BY-YEAR CAREER STATISTICS

Season	GP-GS	Min./Avg.	FG-FGA	pct.	3FG-3FGA	pct.	FT-FTA	pct.	off	def	tot	avg.	pf	fo	asst	to	blk	stl	Points	Avg.
2010-11	31-25	826/26.6	74-194	.381	48-121	.397	70-103	.680	10	65	75	2.4	53	0	36	48	2	27	226	8.6
2011-12	36-34	1103/30.6	103-269	.383	56-163	.344	104-137	.759	22	86	108	3.0	81	0	59	58	4	40	366	10.2
2012-13	33-33	1161/35.2	133-342	.389	73-200	.365	136-163	.834	20	83	103	3.1	64	0	109	72	5	44	475	14.4
2013-14	10-0	265/26.5	25-48	.521	15-25	.600	42-47	.894	5	16	21	2.1	23	0	24	18	1	7	107	10.7
TOTAL	110-92	3,355/30.5	335-853	.393	192-509	.377	352-450	.782	57	250	307	2.8	221	0	228	196	12	120	1,173	10.7



#32 BEN CARTER

SOPHOMORE | FORWARD | 6-8 | 220 | LAS VEGAS, NEV.

BISHOP GORMAN HS

Opponent	Date	gs	min	Total		3-Pointers		Free throws		Rebounds				pf	a	t/o	blk	stl	pts	avg
				fg-fga	pct	3fg-fga	pct	ft-fga	pct	off	def	tot	avg							
UC IRVINE	12/17/13		19	2-7	.286	0-1	.000	0-0	.000	1	3	4	4.0	3	3	1	1	2	4	4.0
Totals		0	19	2-7	.286	0-1	.000	0-0	.000	1	3	4	4.0	3	3	1	1	2	4	4.0

Games played: 1
 Minutes/game: 19.0
 Points/game: 4.0
 FG Pct: 28.6
 3FG Pct: 0.0

Rebounds/game: 4.0
 Assists/game: 3.0
 Turnovers/game: 1.0
 Assist/turnover ratio: 3.0
 Steals/game: 2.0
 Blocks/game: 1.0

2013-14 | SOPHOMORE SEASON

- Made his season debut on 12/17 against UC Irvine after returning to the lineup from suspension.
- Scored four points with four boards and three assists against the Anteaters.

SEASON HIGHS

Points	4	UC Irvine (12-17-13)
FG Made	2	UC Irvine (12-17-13)
FG Att.	7	UC Irvine (12-17-13)
3 PT Made	-	-
3 PT Att.	1	UC Irvine (12-17-13)
FT Made	-	-
FT Att.	-	-
Rebounds	4	UC Irvine (12-17-13)
Assists	3	UC Irvine (12-17-13)
Steals	2	UC Irvine (12-17-13)
Blocks	1	UC Irvine (12-17-13)
Minutes	19	UC Irvine (12-17-13)

CAREER HIGHS

Points	12	at UNLV (11-21-12)
FG Made	5	at Colorado (3-7-13)
FG Att.	7	Houston Baptist
	7	UC Irvine (12-17-13)
3 PT Made	-	
3 PT Att.	-	
FT Made	6	at UNLV (11-21-12)
	6	Houston Baptist (12-22-12)
FT Att.	6	3 times
Rebounds	8	Houston Baptist (12-22-12)
Assists	3	UC Irvine (12-17-13)
Steals	3	Jacksonville State (11-19-12)
Blocks	4	Oregon State (2-28-13)
Minutes	23	at UNLV (11-21-12)

YEAR-BY-YEAR CAREER STATISTICS

Season	GP-GS	Min./Avg.	FG-FGA	pct.	3FG-3FGA	pct.	FT-FTA	pct.	off	def	tot	avg.	pf	fo	asst	to	blk	stl	Points	Avg.
2012-13	37-0	383/10.4	27-70	.386	0-0	.000	35-42	.833	35	50	85	2.3	52	0	20	21	13	20	89	2.4
2013-14	1-0	19/19.0	2-7	.286	0-1	.000	0-0	.000	1	3	4	4.0	3	0	3	1	1	2	4	4.0
TOTAL	38-0	402/10.6	29-77	.377	0-1	.000	35-42	.833	36	53	89	2.3	55	0	23	22	14	22	93	2.4



#23 ELGIN COOK

RS-SOPHOMORE | FORWARD | 6-6 | 206 | MILWAUKEE, WIS.

HAMILTON HS / NORTHWEST FLORIDA STATE

2013-14 | RS-SOPHOMORE SEASON

- One of six Ducks to average in double figures, scoring 10.4 points per game off the bench.
- Of players with at least 10 attempts, ranks first on the team in FG percentage on 34-of-45 shooting (.630). As of 12/18, ranked fifth in the Pac-12 in FG percentage.
- Averages 19.3 minutes per game off the bench.
- Posted his first double-double as a Duck in win over North Dakota with 10 points and 10 boards.
- Tallied season-high totals in points (18), assists (3), steals (3), FG made (5) and FG attempts (8) against San Francisco.
- Scored 16 points in victory over Western Carolina.
- Led team to win over Ole Miss with clutch shooting in the second half, making 6-of-8 shots to score 14 points in OT win.
- Made 5-of-6 FG attempts, providing an X-factor performance in comeback win over Illinois with 12 points.

Opponent	Date	gs	min	Total		3-Pointers		Free throws		Rebounds				pf	a	t/o	blk	stl	pts	avg
				fg-fga	pct	3fg-fga	pct	ft-fa	pct	off	def	tot	avg							
vs Georgetown	11/09/13	11	1-3	.333	0-1	.000	2-2	1.000	2	2	4	4.0	3	0	1	0	0	4	4.0	
WESTERN CAROLINA	11/13/13	22	4-5	.800	0-0	.000	8-14	.571	2	2	4	4.0	4	0	1	0	1	16	10.0	
UTAH VALLEY	11/19/13	16	1-1	1.000	0-0	.000	1-3	.333	2	4	6	4.7	2	0	2	2	0	3	7.7	
SAN FRANCISCO	11/24/13	26	5-8	.625	0-0	.000	8-11	.727	1	5	6	5.0	4	3	1	0	3	18	10.3	
PACIFIC	11/29/13	16	4-4	1.000	0-0	.000	0-0	.000	1	0	1	4.2	1	0	2	0	0	8	9.8	
NORTH DAKOTA	11/30/13	22	3-5	.600	0-0	.000	4-4	1.000	5	5	10	5.2	3	0	2	2	0	10	9.8	
CAL POLY	12/01/13	23	3-7	.429	0-1	.000	8-11	.727	3	1	4	5.0	3	0	0	0	1	14	10.4	
at Ole Miss	12/8/13	22	6-8	.750	0-0	.000	2-3	.667	2	0	2	4.6	4	0	1	0	3	14	10.9	
vs Illinois	12/14/13	19	5-6	.833	0-0	.000	2-2	1.000	2	1	3	4.4	3	1	2	0	1	12	11.0	
UC IRVINE	12/17/13	16	2-7	.286	1-1	1.000	0-0	.000	2	2	4	4.4	3	1	1	0	0	5	10.4	
Totals		0	193	34-54	.630	1-3	.333	35-50	.700	22	22	44	4.4	30	5	13	4	9	104	10.4

Games played: 10
 Minutes/game: 19.3
 Points/game: 10.4
 FG Pct: .630
 3FG Pct: .333
 FT Pct: .700


Rebounds/game: 4.4
 Assists/game: 0.5
 Turnovers/game: 1.3
 Assist/turnover ratio: 0.4
 Steals/game: 0.9
 Blocks/game: 0.4

SEASON HIGHS

Points	18	San Francisco (11-24-13)
FG Made	5	San Francisco (11-24-13)
	5	vs. Illinois (12/14/13)
FG Att.	8	San Francisco (11-24-13)
	8	at Ole Miss (12-8-13)
3 PT Made	1	UC Irvine (12-17-13)
3 PT Att.	1	3 times
FT Made	8	Western Carolina (11-13-13)
	8	San Francisco (11-24-13)
	8	Cal Poly (12-1-13)
FT Att.	14	Western Carolina (11-13-13)
Rebounds	10	North Dakota (11-30-13)
Assists	3	San Francisco (11-24-13)
Steals	3	San Francisco (11-24-13)
	3	at Ole Miss (12-8-13)
Blocks	2	Utah Valley (11-19-13)
	2	North Dakota (11-30-13)
Minutes	26	San Francisco (11-24-13)

YEAR-BY-YEAR CAREER STATISTICS

Season	GP-GS	Min./Avg.	FG-FGA	pct.	3FG-3FGA	pct.	FT-FTA	pct.	off	def	tot	avg.	pf	fo	asst	to	blk	stl	Points	Avg.
2013-14	10-0	193/19.3	34-54	.630	1-3	.333	35-50	.700	22	22	44	4.4	30	0	5	13	4	9	104	10.4
TOTAL	10-0	193/19.3	34-54	.630	1-3	.333	35-50	.700	22	22	44	4.4	30	0	5	13	4	9	104	10.4



#35 BRIAN CROW

JUNIOR | FORWARD | 6-6 | 220 | NOVATO, CALIF.

NOVATO HS / SONOMA STATE

2013-14 | JUNIOR SEASON

- Has seen action off the bench in five games.
- Played a season-high four minutes in wins over Utah Valley and Cal Poly.

Opponent	Date	gs		Total		3-Pointers		Free throws		Rebounds				pf	a	to	blk	stl	pts	avg	
		min	fg	fga	pct	3fg	3fga	pct	ft	fta	pct	off	def								tot
vs Georgetown	11/09/13	2	0-0	.000	0-0	.000	0-0	.000	0-0	.000	0	0	0	0.0	1	0	0	0	0	0.0	
WESTERN CAROLINA	11/13/13	2	0-0	.000	0-0	.000	0-0	.000	0-0	.000	0	0	0	0.0	0	0	0	0	0	0.0	
UTAH VALLEY	11/19/13	4	0-1	.000	0-1	.000	0-0	.000	0-0	.000	0	0	0	0.0	1	0	0	0	0	0.0	
SAN FRANCISCO	11/24/13	1	0-0	.000	0-0	.000	0-0	.000	0-0	.000	0	0	0	0.0	0	0	0	0	0	0.0	
CAL POLY	12/01/13	4	0-1	.000	0-1	.000	0-0	.000	0-0	.000	0	0	0	0.0	0	0	0	0	0	0.0	
Totals		0	13	0-2	.000	0-2	.000	0-0	.000	0-0	0	0	0	0.0	2	0	0	0	0	0	0.0


Games played: 5
 Minutes/game: 2.6
 FG Pct: 0.0
 3FG Pct: 0.0

SEASON HIGHS

Points	-
FG Made	-
FG Att.	1 Utah Valley (11-19-13)
	1 Cal Poly (12-1-13)
3 PT Made	-
3 PT Att.	1 Utah Valley (11-19-13)
FT Made	-
FT Att.	-
Rebounds	-
Assists	-
Steals	-
Blocks	-
Minutes	4 Utah Valley (11-19-13)
	4 Cal Poly (12-1-13)

YEAR-BY-YEAR CAREER STATISTICS

Season	GP-GS	Min./Avg.	FG-FGA	pct.	3FG-3FGA	pct.	FT-FTA	pct.	off	def	tot	avg.	pf	fo	asst	to	blk	stl	Points	Avg.
2013-14	5-0	13/2.6	0-2	.000	0-2	.000	0-0	.000	0	0	0	0.0	2	0	0	0	0	0	0	0
TOTAL	5-0	13/2.6	0-2	.000	0-2	.000	0-0	.000	0	0	0	0.0	2	0	0	0	0	0	0	0



#21 DAMYEEN DOTSON

SOPHOMORE | GUARD | 6-5 | 209 | HOUSTON, TEXAS

YATES HS

2013-14 | SOPHOMORE SEASON

- Starter in all 10 games.
- Team's fourth leading scorer, averaging 10.6 points per contest.
- Ranks second on the team in rebounds with 45 (4.5 pg).
- Has scored in double figures in six of the past seven contests.
- Scored season-high 17 points on 7-of-12 shooting against Western Carolina.
- Grabbed a team-high eight rebounds in win over Georgetown.
- Scored 13 points against Pacific and Cal Poly in the Global Sports Hardwood Challenge.
- Led team past Ole Miss in OT with 13 points, six boards, two assists and a block.
- Scored 10 points on 5-of-9 shooting in comeback win over Illinois.
- Scored 14 points with three assists in blowout victory over UC Irvine.
- Starter in 45-of-46 games in Oregon career.

Opponent	Date	gs	min	Total		3-Pointers		Free throws		Rebounds				pf	a	to	blk	stl	pts	avg
				fg-fga	pct	3fg-fga	pct	ft-fa	pct	off	def	tot	avg							
vs Georgetown	11/09/13	*	26	1-8	.125	0-4	.000	5-9	.556	3	5	8	8.0	2	1	3	0	0	7	7.0
WESTERN CAROLINA	11/13/13	*	25	3-7	.429	0-2	.000	3-3	1.000	0	2	2	5.0	0	2	0	0	0	9	8.0
UTAH VALLEY	11/19/13	*	29	3-11	.273	0-3	.000	2-2	1.000	2	3	5	5.0	2	1	1	2	0	8	8.0
SAN FRANCISCO	11/24/13	*	32	7-12	.583	2-2	1.000	1-2	.500	1	5	6	5.3	1	2	3	0	0	17	10.3
PACIFIC	11/29/13	*	23	5-5	1.000	2-2	1.000	1-2	.500	1	6	7	5.6	2	0	1	0	1	13	10.8
NORTH DAKOTA	11/30/13	*	12	1-2	.500	0-1	.000	0-0	.000	0	1	1	4.8	1	0	2	0	0	2	9.3
CAL POLY	12/01/13	*	28	4-6	.667	2-3	.667	3-4	.750	0	4	4	4.7	2	0	1	0	0	13	9.9
at Ole Miss	12/08/13	*	26	6-13	.462	1-4	.250	0-0	.000	1	5	6	4.9	1	2	0	1	0	13	10.3
vs Illinois	12/14/13	*	26	5-9	.556	0-2	.000	0-0	.000	0	3	3	4.7	1	2	2	0	0	10	10.2
UC IRVINE	12/17/13	*	25	5-11	.455	2-4	.500	2-2	1.000	1	2	3	4.5	1	3	0	0	0	14	10.6
Totals			10	252	40-84	.476	9-27	.333	17-24	.708	9	36	45	4.5	13	13	3	1	106	10.6

Games played: 10
 Minutes/game: 25.2
 Points/game: 10.6
 FG Pct: 47.6
 3FG Pct: 33.3
 FT Pct: 70.8

Rebounds/game: 4.5
 Assists/game: 1.3
 Turnovers/game: 1.3
 Assist/turnover ratio: 1.0
 Steals/game: 0.1
 Blocks/game: 0.3

SEASON HIGHS


Points	17	San Francisco (11-24-13)
FG Made	7	San Francisco (11-24-13)
FG Att.	13	at Ole Miss (12-8-13)
3 PT Made	2	4 times
3 PT Att.	4	Georgetown (11-8-13)
	4	UC Irvine (12-17-13)
FT Made	5	Georgetown (11-8-13)
FT Att.	9	Georgetown (11-8-13)
Rebounds	8	Georgetown (11-8-13)
Assists	3	UC Irvine (12-17-13)
Steals	1	Pacific (11-29-13)
	1	UC Irvine (12-17-13)
Blocks	2	Utah Valley (11-19-13)
Minutes	32	San Francisco (11-13-13)

CAREER HIGHS

Points	23	Saint Louis (3-23-13)
FG Made	8	4 times
FG Att.	18	at UNLV (11-23-13)
3 PT Made	5	Saint Louis (3-23-13)
3 PT Att.	9	Oklahoma State (3-21-13)
FT Made	5	3 times
FT Att.	9	Georgetown (11-8-13)
Rebounds	9	Washington State (1-23-13)
Assists	3	3 times
Steals	3	Portland State (11-12-12)
	3	at Texas El-Paso (12-19-12)
Blocks	2	Utah Valley (11-19-13)
Minutes	42	at Texas-El Paso (12-19-12)

YEAR-BY-YEAR CAREER STATISTICS

Season	GP-GS	Min./Avg.	FG-FGA	pct.	3FG-3FGA	pct.	FT-FTA	pct.	off	def	tot	avg.	pf	fo	asst	to	blk	stl	Points	Avg.
2012-13	37-36	1031/27.9	163-371	.439	47-143	.329	47-65	.723	32	98	130	3.5	42	0	35	51	5	34	420	11.4
2013-14	10-10	252/25.2	40-84	.476	9-27	.333	17-24	.708	9	36	45	4.5	13	0	13	13	3	1	106	10.6
TOTAL	46-45	1,258/27.3	198-444	.446	54-166	.325	62-87	.713	40	132	172	3.7	54	0	45	64	8	35	512	11.1



#11 THEO FRIEDMAN

FRESHMAN | GUARD | 6-0 | 172 | PORTLAND, ORE.

GRANT HS

Opponent	Date	gs	min	Total		3-Pointers		Free throws		Rebounds				pf	a	t/o	blk	stl	pts	avg
				fg-fga	pct	3fg-fga	pct	ft-fa	pct	off	def	tot	avg							
WESTERN CAROLINA	11/13/13		3	0-0	.000	0-0	.000	1-2	.500	0	0	0	0.0	0	0	0	0	0	1	1.0
UTAH VALLEY	11/19/13		2	0-0	.000	0-0	.000	0-0	.000	0	0	0	0.0	0	0	0	0	0	0	0.5
SAN FRANCISCO	11/24/13		1	1-1	1.000	0-0	.000	0-0	.000	0	0	0	0.0	0	0	0	0	0	2	1.0
PACIFIC	11/29/13		2	0-0	.000	0-0	.000	0-0	.000	0	0	0	0.0	0	0	0	0	0	0	0.8
NORTH DAKOTA	11/30/13		1	0-0	.000	0-0	.000	0-0	.000	0	0	0	0.0	0	0	0	0	0	0	0.6
CAL POLY	12/01/13		4	0-0	.000	0-0	.000	2-2	1.000	1	0	1	0.2	1	0	0	0	0	2	0.8
UC IRVINE	12/17/13		4	0-0	.000	0-0	.000	0-0	.000	0	0	0	0.1	1	0	0	0	1	0	0.7
Totals		0	17	1-1	1.000	0-0	.000	3-4	.750	1	0	1	0.1	2	0	0	0	1	5	0.7

Games played: 7
 Minutes/game: 2.4
 Points/game: 0.7
 FG Pct: 100.0
 FT Pct: 75.0

Rebounds/game: 0.1
 Steals/game: 0.1

2013-14 | FRESHMAN SEASON

- Has seen action in seven games off the bench.
- Scored season-high two points against San Francisco and Cal Poly.

SEASON HIGHS

Points	2	San Francisco (11-24-13)
	2	Cal Poly (12-1-13)
FG Made	1	San Francisco (11-24-13)
FG Att.	1	San Francisco (11-24-13)
3 PT Made	-	
3 PT Att.	-	
FT Made	2	Cal Poly (12-1-13)
FT Att.	2	Cal Poly (12-1-13)
Rebounds	1	Cal Poly (12-1-13)
Assists	-	
Steals	1	UC Irvine (12-17-13)
Blocks	-	
Minutes	4	Utah Valley (11-19-13)
	4	UC Irvine (12-17-13)

YEAR-BY-YEAR CAREER STATISTICS

Season	GP-GS	Min./Avg.	FG-FGA	pct.	3FG-3FGA	pct.	FT-FTA	pct.	off	def	tot	avg.	pf	fo	asst	to	blk	stl	Points	Avg.
2013-14	7-0	17/2.4	1-1	1.00	0-0	.000	3-4	.750	1	0	1	0.1	2	0	0	0	0	1	5	0.7
TOTAL	7-0	17/2.4	1-1	1.00	0-0	.000	3-4	.750	1	0	1	0.1	2	0	0	0	0	1	5	0.7



#24 A.J. LAPRAY

FRESHMAN | GUARD | 6-5 | 187 | SALEM, ORE.

SPRAGUE HS

Opponent	Date	gs	min	Total		3-Pointers		Free throws		Rebounds				pf	a	t/o	blk	stl	pts	avg
				fg-fga	pct	3fg-fga	pct	ft-fa	pct	off	def	tot	avg							
UTAH VALLEY	11/19/13	5		0-1	.000	0-0	.000	0-0	.000	0	0	0	0.0	1	0	0	0	0	0	0.0
SAN FRANCISCO	11/24/13	0		0-0	.000	0-0	.000	0-0	.000	0	0	0	0.0	0	0	0	0	0	0	0.0
Totals		0	5	0-1	.000	0-0	.000	0-0	.000	0	0	0	0.0	1	0	0	0	0	0	0.0

Games played: 2
 Minutes/game: 2.5
 FG Pct: 0.0

2013-14 | FRESHMAN SEASON

- Saw action in two games off the bench.
- Played a season-high of five minutes in win over Utah Valley.

SEASON HIGHS

Points -
 FG Made -
 FG Att. 1 Utah valley (11-19-13)
 3 PT Made -
 3 PT Att. -
 FT Made -
 FT Att. -
 Rebounds -
 Assists -
 Steals -
 Blocks -
 Minutes 5 Utah Valley (11-19-13)

YEAR-BY-YEAR CAREER STATISTICS

Season	GP-GS	Min./Avg.	FG-FGA	pct.	3FG-3FGA	pct.	FT-FTA	pct.	off	def	tot	avg.	pf	fo	asst	to	blk	stl	Points	Avg.
2013-14	2-0	5/2.5	0-1	.000	0-0	.000	0-0	.00	0	0	0	0	1	0	0	0	0	0	0	0
TOTAL	2-0	5/2.5	0-1	.000	0-0	.000	0-0	.00	0	0	0	0	1	0	0	0	0	0	0	0



#10 JOHNATHAN LOYD

SENIOR | GUARD | 6-3 | 163 | LAS VEGAS, NEV.

BISHOP GORMAN HS

2013-14 | SENIOR SEASON

- Has been a part of 83 Oregon victories and is a member of the UO 80+ win club that includes only E.J. Singler, Fred Jones, Joevan Catron, Luke Jackson and Dick Wilkins.
- Ranks seventh in the program record books in career assists (366) and eighth in steals (123).
- Starter in all 10 games, leading the team in assists (69) and ranking fourth in scoring (10.4).
- As of 12/18, ranks first in the Pac-12 in assists (69), sixth in 3-point FG percentage (.455) and 14th in FG percentage (.556).
- Ranks seventh in the nation in assists per game (6.9) and second in assists per 40 minutes (10.3) with an assist to turnover ratio of 3.29.
- Led team to OT win at Ole Miss with a historic performance, scoring a season-high 23 points while assisting 15 baskets - the second-most assists ever recorded by a UO player.
- Tied a Matthew Knight Arena record, assisting 13 baskets in a victory over Pacific.
- Shooting over 50 percent from the floor (30-54/.556), 40 percent from 3 (10-22/.455) and 80 percent at the charity stripe (34-40/.850).
- Scored 13 points in win over Cal Poly with five assists and five boards.
- Scored 11 points with seven assists in win over Illinois.
- Has reached double figure scoring in five games this season.
- Registered seven assists and no turnovers in win over Georgetown.
- Has posted over 550 points (584), 350 assists (363) and 100 steals (123) in his collegiate career.

Opponent	Date	gs	min	Total		3-Pointers		Free throws		Rebounds				pf	a	t/o	blk	stl	pts	avg	
				fg-fga	pct	3fg-fga	pct	ft-fa	pct	off	def	tot	avg								
vs Georgetown	11/09/201	*	29	2-2	1.000	1-1	1.000	4-6	.667	0	2	2	2.0	4	7	0	0	1	9	9.0	
WESTERN CAROLINA	11/13/13	*	23	4-5	.800	1-1	1.000	0-0	.000	0	1	1	1.5	3	3	2	0	0	9	9.0	
UTAH VALLEY	11/19/13	*	29	5-14	.357	2-7	.286	0-0	.000	0	1	1	1.3	2	5	2	0	0	12	10.0	
SAN FRANCISCO	11/24/13	*	19	2-5	.400	1-2	.500	6-8	.750	1	2	3	1.8	4	6	2	0	0	11	10.3	
PACIFIC	11/29/13	*	31	0-1	.000	0-1	.000	4-4	1.000	0	3	3	2.0	2	13	2	0	2	4	9.0	
NORTH DAKOTA	11/30/13	*	25	2-3	.667	0-0	.000	4-4	1.000	0	0	0	1.7	3	5	5	0	0	8	8.8	
CAL POLY	12/01/13	*	25	5-7	.714	3-5	.600	0-0	.000	0	5	5	2.1	1	5	2	0	1	13	9.4	
at Ole Miss	12/8/13	*	39	4-7	.571	1-2	.500	14-16	.875	0	2	2	2.1	4	15	4	0	2	23	11.1	
vs Illinois	12/14/13	*	36	4-8	.500	1-3	.333	2-2	1.000	0	0	0	1.9	2	7	1	0	1	11	11.1	
UC IRVINE	12/17/13	*	12	2-2	1.000	0-0	.000	0-0	.000	0	1	1	1.8	4	3	1	0	0	4	10.4	
Totals			10	268	30-54	.556	10-22	.455	34-40	.850	1	17	18	1.8	29	69	21	0	7	104	10.4

Games played: 10
 Minutes/game: 26.8
 Points/game: 10.4
 FG Pct: 55.6
 3FG Pct: 45.5
 FT Pct: 85.0


Rebounds/game: 1.8
 Assists/game: 6.9
 Turnovers/game: 2.1
 Assist/turnover ratio: 3.3
 Steals/game: 0.7

SEASON HIGHS

Points	23	at Ole Miss (12-8-13)	Points	24	Texas-El Paso (11-29-11)
FG Made	5	Utah Valley (11-19-13)	FG Made	8	Texas-El Paso (11-29-11)
	5	Cal Poly (12-1-13)		8	vs. UCLA (3-16-13)
FG Att.	14	Utah Valley (11-19-13)	FG Att.	14	vs. UCLA (3-16-13)
3 PT Made	3	Cal Poly (12-1-13)		14	Utah Valley (11-19-13)
3 PT Att.	7	Utah Valley (11-19-13)	3 PT Made	6	Texas-El Paso (11-29-11)
FT Made	14	at Ole Miss (12-8-13)	3 PT Att.	8	Missouri (12-2-10)
FT Att.	16	at Ole Miss (12-8-13)	FT Made	14	at Ole Miss (12-8-13)
Rebounds	5	Cal Poly (12-1-13)	FT Att.	16	at Ole Miss (12-8-13)
Assists	15	at Ole Miss (12-8-13)	Rebounds	6	2 times
Steals	2	Pacific (11-29-13)	Assists	15	at Ole Miss (12-8-13)
	2	at Ole Miss (12-8-13)	Steals	5	California (2-21-13)
Blocks	-		Blocks	1	3 times
Minutes	39	at Ole Miss (12-8-13)	Minutes	43	at Washington State (2-16-13)

YEAR-BY-YEAR CAREER STATISTICS

Season	GP-GS	Min./Avg.	FG-FGA	pct.	3FG-3FGA	pct.	FT-FTA	pct.	off	def	tot	avg.	pf	fo	asst	to	blk	stl	Points	Avg.
2010-11	39-16	746/19.1	61-190	.321	21-79	.266	42-57	.737	10	64	74	1.9	92	3	90	52	1	34	185	4.7
2011-12	34-11	589/17.3	34-100	.340	12-41	.293	33-47	.702	4	44	48	1.4	57	1	100	46	0	31	113	3.3
2012-13	37-16	818/22.1	61-166	.367	22-71	.310	42-63	.667	4	54	58	1.6	75	0	107	71	5	51	186	5.0
2013-14	10-10	268/26.8	30-54	.556	10-22	.455	34-40	.850	1	17	18	1.8	29	0	69	21	0	7	104	10.4
TOTAL	120-53	2,421/20.2	186-510	.365	65-213	.305	151-207	.729	19	179	198	1.7	250	4	366	190	6	123	588	4.9



#4 NICHOLAS LUCENTI

SENIOR | GUARD | 6-2 | 205 | LOS ANGELES, CALIF.

LOYOLA HS

Opponent	Date	gs	min	Total		3-Pointers		Free throws		Rebounds				pf	a	t/o	blk	stl	pts	avg
				fg-fga	pct	3fg-fga	pct	ft-fta	pct	off	def	tot	avg							
WESTERN CAROLINA	11/13/13	3		0-0	.000	0-0	.000	0-0	.000	0	0	0	0.0	1	0	0	0	0	0	0.0
CAL POLY	12/01/13	3		0-1	.000	0-0	.000	0-0	.000	1	1	2	1.0	0	0	0	0	0	0	0.0
UC IRVINE	12/17/13	2		0-0	.000	0-0	.000	0-0	.000	0	1	1	1.0	0	0	0	0	0	0	0.0
Totals		0	8	0-1	.000	0-0	.000	0-0	.000	1	2	3	1.0	1	0	0	0	0	0	0.0

Games played: 3
 Minutes/game: 2.7
 FG Pct: 0.0

Rebounds/game: 1.0

2013-14 | SENIOR SEASON

- Saw action in victories against Western Carolina, Cal Poly and UC Irvine.

SEASON HIGHS

Points	-
FG Made	-
FG Att.	1 Cal Poly (12-1-13)
3 PT Made	-
3 PT Att.	-
FT Made	-
FT Att.	-
Rebounds	2 Cal Poly (12-1-13)
Assists	-
Steals	-
Blocks	-
Minutes	3 Western Carolina (11-13-13)
	3 Cal Poly (12-1-13)

CAREER HIGHS

Points	4	Idaho State (12-8-12)
FG Made	2	Idaho State (12-8-12)
FG Att.	4	Utah (3-3-12)
3 PT Made	-	
3 PT Att.	3	Utah (3-3-12)
FT Made	1	Texas Southern (11-23-10)
FT Att.	2	Texas Southern (11-23-10)
Rebounds	1	3 times
Assists	1	4 times
Steals	1	Idaho State (12-8-12)
Blocks	-	
Minutes	6	SE Missouri State (11-20-11)

YEAR-BY-YEAR CAREER STATISTICS

Season	GP-GS	Min./Avg.	FG-FGA	pct.	3FG-3FGA	pct.	FT-FTA	pct.	off	def	tot	avg.	pf	fo	asst	to	blk	stl	Points	Avg.
2010-11	5-0	8/1.6	0-2	.000	0-1	.000	1-2	.500	0	0	0	0	1	0	0	0	0	0	1	0.2
2011-12	5-0	14/2.8	0-6	.000	0-4	.000	0-0	.000	1	0	1	0.2	0	2	1	0	0	0	0	0
2012-13	7-0	15/2.2	2-12	.167	0-7	.000	1-2	.500	3	0	3	0.2	1	0	2	0	0	1	4	0.6
2013-14	3-0	8/2.7	0-1	.000	0-0	.000	0-0	.000	1	2	3	1.0	1	0	0	0	0	0	0	0
TOTAL	20-0	45/2.3	2-21	.095	0-12	.000	2-4	.500	5	2	7	.4	3	2	3	0	0	1	5	0.3



#0 MIKE MOSER

RS-SENIOR | FORWARD | 6-8 | 211 | PORTLAND, ORE.

GRANT HS / UCLA / UNLV

2013-14 | RS-SENIOR SEASON

- Starter in all 10 games, leading the team in rebounds (74/7.4) while ranking second in points (14.9) and minutes (29.2) per game.
- As of 12/18, ranks 9th in the Pac-12 in 3-point FG made (18), 10th in steals (15), 11th in rebounding (7.6), 15th in 3-point FG percentage (.409), 15th in blocked shots (10), and 17th in scoring (14.9).
- Has scored in double figures in 8-of-10 games this season.
- Shooting over 50 percent on FG attempts (58-111/.523) and over 40 percent on 3-pointers (18-44/.409).
- Scored season-high 26 points in win over Western Carolina.
- Tallied a season-high 15 boards in win over North Dakota, where he also scored 13 points for his first double-double at Oregon (19th career).
- Posted his 20th career double-double with 24 points and 10 boards in OT win at Ole Miss, shooting 8-of-13 from the floor.
- Playing in his hometown, scored 14 points with nine boards to lead UO to a comeback win over Illinois in the Moda Center.
- Scored 15 points with three steals and a block in decisive win over UC Irvine.
- In his collegiate career, Moser has posted over 800 points (875), 600 boards (620), 100 assists (137) and 100 steals (108).

Opponent	Date	gs	min	Total		3-Pointers		Free throws		Rebounds				pf	a	t/o	blk	stl	pts	avg	
				fg-fga	pct	3fg-fga	pct	ft-fa	pct	off	def	tot	avg								
vs Georgetown	11/09/201	*	32	6-12	.500	2-7	.286	1-2	.500	2	5	7	7.0	4	3	1	1	6	15	15.0	
WESTERN CAROLINA	11/13/13	*	33	9-14	.643	3-5	.600	5-6	.833	0	5	5	6.0	2	3	1	0	1	26	20.5	
UTAH VALLEY	11/19/13	*	22	3-6	.500	2-3	.667	0-0	.000	2	7	9	7.0	2	0	2	1	1	8	16.3	
SAN FRANCISCO	11/24/13	*	30	6-13	.462	1-5	.200	0-2	.000	0	8	8	7.3	3	0	0	3	0	13	15.5	
PACIFIC	11/29/13	*	28	8-18	.444	3-7	.429	0-1	.000	2	2	4	6.6	3	1	1	2	1	19	16.2	
NORTH DAKOTA	11/30/13	*	30	6-11	.545	0-2	.000	1-2	.500	3	12	15	8.0	2	2	6	1	1	13	15.7	
CAL POLY	12/01/13	*	24	1-4	.250	0-1	.000	0-0	.000	0	1	1	7.0	0	2	0	0	0	2	13.7	
at Ole Miss	12/8/13	*	41	8-13	.615	3-5	.600	5-6	.833	1	9	10	7.4	2	3	5	0	1	24	15.0	
vs Illinois	12/14/13	*	33	5-10	.500	1-5	.200	3-4	.750	1	8	9	7.6	2	1	3	1	1	14	14.9	
UC IRVINE	12/17/13	*	19	6-10	.600	3-4	.750	0-0	.000	1	5	6	7.4	1	0	4	1	3	15	14.9	
Totals			10	292	58-111	.523	18-44	.409	15-23	.652	12	62	74	7.4	21	15	23	10	15	149	14.9

Games played: 10
 Minutes/game: 29.2
 Points/game: 14.9
 FG Pct: 52.3
 3FG Pct: 40.9
 FT Pct: 65.2


Rebounds/game: 7.4
 Assists/game: 1.5
 Turnovers/game: 2.3
 Assist/turnover ratio: 0.7
 Steals/game: 1.5
 Blocks/game: 1.0

SEASON HIGHS

Points	26	Western Carolina (11-13-13)	Points	34	at UCSB (11-30-11)
FG Made	9	Western Carolina (11-13-13)	FG Made	12	at UCSB (11-30-11)
FG Att.	18	Pacific (11-29-13)	FG Att.	20	vs. San Diego State (2-11-12)
3 PT Made	3	4 times	3 PT Made	6	at UCSB (11-30-11)
3 PT Att.	7	Georgetown (11-8-13)	3 PT Att.	9	at UCSB (11-30-11)
	7	Pacific (11-29-13)	FT Made	6	4 times
FT Made	5	Western Carolina (11-13-13)	FT Att.	9	2 times
	5	at Ole Miss (12-8-13)	Rebounds	21	at Boise State (1-25-12)
FT Att.	6	Western Carolina (11-13-13)	Assists	6	3 times
	6	at Ole Miss (12-8-13)	Steals	6	4 times
Rebounds	15	North Dakota (11-30-13)	Blocks	4	vs. San Diego State (2-11-12)
Assists	3	3 times	Minutes	41	at Ole Miss (12-8-13)
Steals	6	Georgetown (11-8-13)			
Blocks	3	San Francisco (11-24-13)			
Minutes	41	at Ole Miss (12-8-13)			

YEAR-BY-YEAR CAREER STATISTICS

Season	GP-GS	Min./Avg.	FG-FGA	pct.	3FG-3FGA	pct.	FT-FTA	pct.	off	def	tot	avg.	pf	fo	asst	to	blk	stl	Points	Avg.
2009-10	15-0	70/4.7	4-20	.200	1-11	.091	0-3	.000	1	6	7	0.5	20	0	4	11	16	4	36	1.9
2011-12	35-34	1098/31.4	184-409	.450	44-133	.331	78-100	.780	92	277	369	10.5	95	4	80	102	35	68	490	12.0
2012-13	28-17	597/21.3	73-198	.369	16-60	.267	38-50	.760	36	134	170	6.1	61	1	38	47	19	21	200	7.1
2013-14	10-10	292/29.2	58-111	.523	18-44	.409	15-23	.652	12	62	74	7.4	21	0	15	23	10	15	149	14.9
TOTAL	88-61	2,057/23.4	319-738	.432	79-248	.319	132-176	.750	141	479	620	7.0	197	5	137	183	80	108	875	9.9



#3 JOSEPH YOUNG

RS-JUNIOR | GUARD | 6-2 | 185 | HOUSTON, TEXAS.

YATES HS / HOUSTON

2013-14 | RS-JUNIOR SEASON

- Leads the team in scoring (19.3 ppg), minutes (31.1 mpg), FG made (61), 3-point FG made (21), FT made (50) and steals (16).
- After scoring 12 points against San Francisco, Young joined the 1,000 point club after just two seasons and four games as a junior. Currently, he's scored 1,095 points with an average per game of 15.2
- As of 12/18, ranks 7th in the Pac-12 in scoring (19.3), 15th in FG percentage (.555), 12th in FT percentage (.814), 4th in 3-point FG percentage (.477), sixth in steals (16) and fifth in 3-point FG made (21).
- Has scored in double-figures in all ten games.
- Became the first UO newcomer to open with three straight 20+ scoring efforts since Tajuan Porter (2006-07).
- Set a Matthew Knight Arena record, scoring a career-high 36 points against Western Carolina after making 15-of-16 FT attempts.
- Scored a game-high 24 points in victory over Georgetown.
- Has made 48-of-59 attempts at the free throw line, shooting 81 percent.
- Scored a game-high 23 points against North Dakota.
- Made all four 3-point FG attempts in OT win at Ole Miss, scoring 19 points with three assists and two steals.
- On 6-of-11 shooting, scored 14 points with five rebounds in comeback win over Illinois.
- Scored a team-high 18 points in win over UC Irvine, going 7-of-10 from the floor with two steals.
- In his collegiate career, has posted over 1,000 points (1,095), 250 rebounds (251), 150 assists (169) and 50 steals (61).

Opponent	Date	gs	min	Total		3-Pointers		Free throws		Rebounds				pf	a	t/o	blk	stl	pts	avg	
				fg-fga	pct	3fg-fga	pct	ft-fa	pct	off	def	tot	avg								
vs Georgetown	11/09/2011	*	38	5-11	.455	2-7	.286	12-12	1.000	2	3	5	5.0	1	1	3	0	0	24	24.0	
WESTERN CAROLINA	11/13/13	*	32	9-12	.750	3-5	.600	15-16	.938	1	5	6	5.5	3	2	1	0	3	36	30.0	
UTAH VALLEY	11/19/13	*	31	8-15	.533	1-3	.333	3-3	1.000	2	2	4	5.0	0	3	0	0	3	20	26.7	
SAN FRANCISCO	11/24/13	*	29	4-9	.444	2-5	.400	2-6	.333	1	0	1	4.0	1	2	0	0	2	12	23.0	
PACIFIC	11/29/13	*	28	5-9	.556	2-5	.400	2-2	1.000	0	3	3	3.8	2	1	1	0	2	14	21.2	
NORTH DAKOTA	11/30/13	*	34	7-11	.636	1-2	.500	8-8	1.000	0	2	2	3.5	1	2	1	0	2	23	21.5	
CAL POLY	12/01/13	*	28	3-9	.333	3-6	.500	4-8	.500	0	3	3	3.4	1	4	0	0	0	13	20.3	
at Ole Miss	12/8/13	*	36	7-13	.538	4-4	1.000	1-2	.500	2	2	4	3.5	5	3	1	0	2	19	20.1	
vs Illinois	12/14/13	*	31	6-11	.545	1-3	.333	1-2	.500	0	5	5	3.7	0	2	1	0	0	14	19.4	
UC IRVINE	12/17/13	*	24	7-10	.700	2-4	.500	2-2	1.000	0	3	3	3.6	0	1	0	0	2	18	19.3	
Totals			10	311	61-110	.555	21-44	.477	50-61	.820	8	28	36	3.6	14	21	8	0	16	193	19.3

Games played: 10
 Minutes/game: 31.1
 Points/game: 19.3
 FG Pct: 55.5
 3FG Pct: 47.7
 FT Pct: 82.0

Rebounds/game: 3.6
 Assists/game: 2.1
 Turnovers/game: 0.8
 Assist/turnover ratio: 2.6
 Steals/game: 1.6

SEASON HIGHS

Points	36	Western Carolina (11-13-13)
FG Made	9	Western Carolina (11-13-13)
FG Att.	15	Utah Valley (11-19-13)
3 PT Made	4	at Ole Miss (12-8-13)
3 PT Att.	7	Georgetown (11-8-13)
FT Made	15	Western Carolina (11-13-13)
FT Att.	16	Western Carolina (11-13-13)
Rebounds	6	Western Carolina (11-13-13)
Assists	4	Cal Poly (12-1-13)
Steals	3	Western Carolina (11-13-13)
	3	Utah Valley (11-13-13)
Blocks	-	
Minutes	36	at Ole Miss (12-8-13)

CAREER HIGHS

Points	36	Western Carolina (11-13-13)
FG Made	10	Louisiana-Lafayette (12-15-12)
FG Att.	19	at Tulsa (2-16-13)
3 PT Made	7	Texas-Pan American (1-3-13)
3 PT Att.	11	Louisiana-Lafayette (12-15-12)
FT Made	15	Western Carolina (11-13-13)
FT Att.	16	Western Carolina (11-13-13)
Rebounds	11	vs. East Carolina (1-21-12)
Assists	9	at Tulane (3-9-13)
Steals	3	6 times
Blocks	4	North Carolina A&T (12-28-11)
Minutes	51	at Tulsa (2-16-13)

YEAR-BY-YEAR CAREER STATISTICS

Season	GP-GS	Min./Avg.	FG-FGA	pct.	3FG-3FGA	pct.	FT-FTA	pct.	off	def	tot	avg.	pf	fo	asst	to	blk	stl	Points	Avg.
2011-12	30-16	904/30.1	122-293	.416	55-144	.382	41-49	.837	22	86	108	3.6	56	0	71	54	6	26	340	11.3
2012-13	32-30	1048/32.8	184-404	.458	66-157	.420	140-160	.875	18	94	112	3.5	40	1	79	41	0	19	576	18.0
2013-14	10-10	311/31.1	61-110	.555	21-44	.477	50-61	.820	8	28	36	3.6	14	1	21	8	0	16	193	19.3
TOTAL	72-56	2,263/31.4	367-807	.455	142-345	.412	231-270	.856	48	208	256	3.6	110	2	171	103	6	61	1,109	15.4