

NORTH TEXAS BASKETBALL

18 CONFERENCE CHAMPIONSHIPS • 1988, 2007, 2010 NCAA TOURNAMENT

Stephen Howard • Asst. Director Communications • Office: 940.369.8548 • Cell: 817.793.5199 • stephen.howard@unt.edu

2013-14 SCHEDULE

NOVEMBER

8	Northwood	W 72-67
11	at Oklahoma # (SSN, FSOK)	L 95-82
14	Nicholls State	W 92-78
21	vs. Columbia \$	L 70-66
22	vs. Idaho \$	L 87-76
23	at Portland \$	W 77-72 (2OT)
26	Incarnate Word	W 84-67
30	Southeastern Louisiana	W 75-61

DECEMBER

3	at BYU (BYUtv)	8 p.m.
15	Stephen F. Austin	1 p.m.
17	Central Arkansas (TWC)	11:30 a.m.
21	Wayland Baptist	3 p.m.
31	at Texas A&M (FSN)	4:30 p.m.

JANUARY

4	UC Riverside	2 p.m.
9	Southern Miss *	7 p.m.
11	Tulane * (CSS)	1 p.m.
16	at Marshall * (TWC)	6 p.m.
18	at Charlotte * (TWC)	6 p.m.
23	UAB *	7 p.m.
25	Middle Tennessee *	7 p.m.

FEBRUARY

1	at Tulsa *	3 p.m.
6	at Rice *	7 p.m.
8	at Louisiana Tech *	6 p.m.
13	Old Dominion *	7 p.m.
15	East Carolina *	7 p.m.
20	at FIU *	6 p.m.
22	at Florida Atlantic *	6 p.m.
27	at UTSA *	7 p.m.

MARCH

2	UTEP * (TWC)	2 p.m.
6	Tulsa *	7 p.m.

12-15 Conference USA Tournament %

Coaches vs. Cancer Classic (Norman, Okla.)

\$ Coaches vs. Cancer Classic (Portland, Ore.)

* Conference USA league game

% C-USA Tournament (El Paso, Texas)

All times Central

GAME 9 - BYU COUGARS



North Texas (5-3) at Brigham Young (6-2)

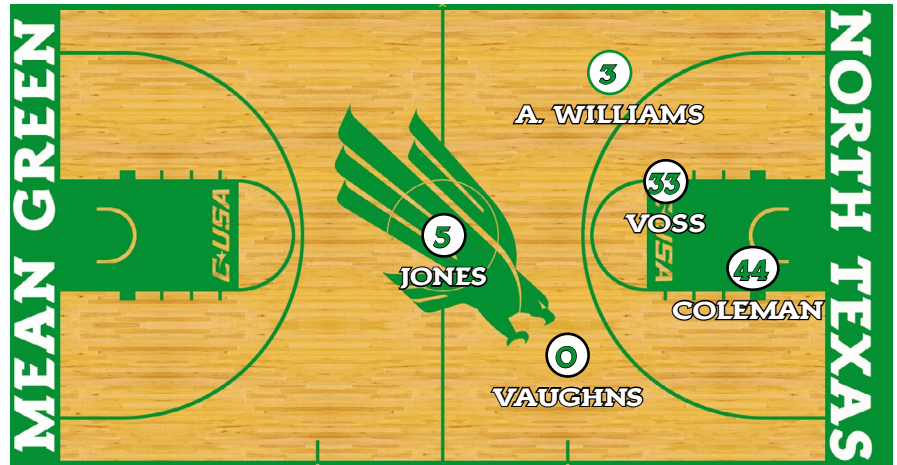
Tuesday, Dec. 3, 2013 • 8 p.m. Central
Provo, Utah • Marriott Center (20,900)

Radio: MGRN - 88.1 KNTU-FM, 95.3 KHYI-FM
Hank Dickenson (PXP)

TV: BYUtv • Webcast: BYUTVSports.com

Live Stats: BYUCougars.com

Series: BYU leads 2-0 • Last: L 97-68 at BYU on Dec. 8, 1989



NORTH TEXAS PROBABLE STARTERS

No.	Pos	Name	Ht	Wt	Class	Hometown	Pts/Reb/Other
5	G	Chris Jones	6-2	203	Jr.	Garland, Texas	9.8 / 4.9 / 3.8 APG
0	G	Vertrail Vaughns	6-2	194	Sr.	Mesquite, Texas	9.1 / 1.7 / 36.8 3FG%
3	G	Alzee Williams	6-4	182	Sr.	Dallas	16.3 / 3.6 / 48.3 FG%
33	F	Colin Voss	6-7	240	Jr.	Grand Rapids, Mich.	3.9 / 5.8 / 75.0 FT%
44	F	Keith Coleman	6-10	250	Jr.	Philadelphia	6.5 / 5.6 / 1.4 BPG

RESERVES

No.	Pos	Name	Ht	Wt	Class	Hometown	Pts/Reb/Other
1	G/F	Maurice Aniefiok	6-5	212	So.	Lagos, Nigeria	7.2 / 4.0 / 52.9 3FG%
2	G	Brandan Walton	6-2	205	Sr.	Compton, Calif.	6.6 / 3.0 / 1.3 SPG
4	F	Armani Flannigan	6-8	200	Jr.	Rockford, Ill.	2.9 / 2.6 / 1.4 BPG
10	G	Austin Mitchell	6-1	180	So.	Plano, Texas	-
21	G	T.J. Taylor	6-3	215	Jr.	Denison, Texas	8.7 / 2.8 / 50.0 FG%
22	G	Greg Wesley	6-7	190	Fr.	Arlington, Texas	-
23	G	Jordan Williams	6-6	202	Jr.	Dallas	12.3 / 6.9 / 1.0 SPG
24	F/C	Kelvin Gaines	6-10	240	Jr.	Ocala, Fla.	-

COACHING STAFF

- Head Coach: Tony Benford
2nd year at NT (17-23 Record)
Overall (Same)
- Associate Head Coach: Rob Evans
- Asst. Coaches: David Anwar,
Scott Monarch
- Director of Operations: Jeff Luster
- Strength Coach: Chris Seroka

MEAN GREEN

COUGARS

78.0.....	PPG.....	88.2
+3.4.....	Margin.....	+9.3
42.6.....	FG%.....	46.0
37.3.....	3PT%.....	33.9
68.1.....	FT%.....	67.6
+3.5.....	Rebound Margin.....	+2.8
9.5.....	Asst. Avg.....	17.4
12.5.....	TO Avg.....	10.1
6.1.....	Steals Avg.....	7.6
4.1.....	Blocks Avg.....	3.1

INSIDE THE MATCHUP

• This will be NT's third trip to the Marriott Center (20,900 capacity), the nation's sixth largest on-campus college basketball arena, which already holds the record for the largest crowd an NT team has ever played in front of. BYU is averaging just over 16 thousand fans at home this year.

Top Five Crowds In NT History

Opp.	Year	Arena	Att.
BYU	1980	Marriott	21,758
New Mexico	1990	The Pit	17,181
New Mexico	1987	The Pit	17,159
Creighton	2012	CenturyLink	17,139
BYU	1989	Marriott	17,607

• BYU leads the overall series with the Mean Green, 2-0. See the breakdown below.

All-Time BYU/North Texas Series

Date	Site	Winner	Score
12/12/80	Provo	BYU	108-92
12/8/89	Provo	BYU	97-68

• The 1980 matchup still holds several Marriott Center and BYU records. NT attempted 102 field goals, which is the most by any one team against the Cougars. When you combine it with BYU's 73 shot attempts, you get the BYU combined field goal attempts record of 175. NT's 34 personal fouls that day are still the Marriott Center and BYU record. BYU scored 69 second-half points, which are still an overall team record.

• After taking down Portland, 77-72, in double-overtime on Nov. 23, NT is now 9-17 (34.6) all-time against current members of the West Coast Conference, although this current roster is 2-0 (Def. Portland in Nov., Def. Loyola Marymount, 76-63, Dec. 4, 2011).

• BYU overcame a five-point halftime deficit to down in-state rival Utah State, 85-74, on Saturday night. The Cougars shot 47.1 percent in the second frame, and were paced on the evening by 21 points from Tyler Haws. Kyle Collinsworth was a handful of plays shy of a triple double with seven points, 13 rebounds and eight assists.

MEAN GREEN QUICK FACTS

Location: Denton, Texas
 Founded: 1890
 Enrollment: 36,221
 Nickname: Mean Green
 Colors: Green and White
 Home Arena: The Super Pit (10,500)
 Affiliation: NCAA Division I
 Conference: Conference USA
 Program All-Time Record: 1,080-1,217-1
 Program founded: 1916-17 (96th season)

INDIVIDUAL QUICK HITTERS (FULL BIOS ON MEANGREENSPORTS.COM)

- 0 VERTRAIL VAUGHNS** Shooting 36.8% from 3-point ... 4-of-10 from 3-point in Portland ... 687 career points and 114 Division I games ... George Mason: Career 38.5% from 3-point, which ranks 8th in GMU history.
- 1 MAURICE ANIEFIOK** Ranks 3rd in C-USA with a 3FG% of 52.9 (9-of-17) ... Exploded for 21 points, 10 rebounds (both career highs) vs. Nicholls State ... Saw 30 games of action for 'Ole Miss as a frosh (1.4 PPG).
- 2 BRANDAN WALTON** 4-of-5 from 3-pt vs UIW ... 10 steals ranks 2nd at NT ... Career-high in rebounds (8), steals (4) in opener ... Redshirted 12-13 after a foot injury 1 min into opener at Creighton ... Hit 54 3-pointers in 11-12.
- 3 ALZEE WILLIAMS** Driver/slasher ... Leading scorer at 16.3 PPG on 48.3 FG% ... 1st NT player since 1996-97 to open a season with 2 20-point games ... 2,497 career minutes, 838 career points ... Played 35.5 MPG last year.
- 4 ARMANI FLANNIGAN** Team-high 11 blocks in team-low 13.4 MPG ... Season high 7 pts, 6 reb vs UIW ... NT's Dunk Contest winner ... Central Wyoming: 2nd team All-Region IX ... 56.4% shooting ranked 67th in NJCAA .
- 5 CHRIS JONES** 12th in C-USA with 3.8 APG ... 1.8 A/TO ratio ranks 12th in C-USA ... 2nd career double-double at Portland (12 pts, 10 reb) ... 185 career assists ... 2012-13: Missed 16 games of 12-13 with broken foot.
- 10 AUSTIN MITCHELL** Expected to REDSHIRT 2013-14 ... Averaged 0.9 MPG over 19 contests for NT ... Tallied a rebound in 3 games, including the season opener ... Posted a steal in the NIT Season Tip-Off game vs Lamar.
- 21 T.J. TAYLOR** 54.5 3-point FG% tied for C-USA lead ... Exploded for 24 & 21 point games in Portland ... 12 points in OTs vs. Pilots ... Attended Marquette ... 3rd-Team NJCAA All-American at Paris JC.
- 22 GREG WESLEY** Awaiting NCAA eligibility ruling ... TexasHoops.com No. 9 player in state ... Powered Seguin HS to 33-5 record ... 13.0 PPG, 6.0 RPG as a senior ... MVP of Showboat Classic all-star game with 34 points.
- 23 JORDAN WILLIAMS** First career double-double (15 pts, 10 reb) vs. SLU ... Leads NT with 6.9 RPG (17th in C-USA) ... Team-high 19 pts vs UIW ... C-USA "Player to Watch" ... 758 career points, trails only A. Williams.
- 24 KELVIN GAINES** Out indefinitely with foot injury ... Played 39 games over last 2 years for Cinci ... Bachelor's degree from Cinci ... 39 career blocks ... Ranked 3rd at Cinci in 11-12 with 23 blocks ... Intl' experience.
- 33 COLIN VOSS** Team season-high 12 reb vs. SLU (T13th most by C-USA player) ... Avg 6.3 PPG, 6.0 RPG in 3 games in Portland ... 2nd-team NJCAA All-America at N. Okla. ... Dad coached him to state football title.
- 44 KEITH COLEMAN** 11 blocks T7th in C-USA ... Has scored 52 total points (had 40 in all of '12-13) ... 1 of just 2 players (A. Williams) to start every game ... 1st career double-double at OU ... Benford's "Offseason MVP".

NORTH TEXAS' RECORD WHEN ...

Overall	5-3	Opponent Scores:	
Home	4-0	59 and under	0-0
Road	1-1	60-69	3-0
Neutral	0-2	70-79	2-1
Leading at half	4-0	80-89	0-1
Trailing/Tied at half	1-3	90-Plus	0-1
Outshoots Opponent	5-0	Shoots:	
Outshot by Opponent	0-3	Under 35%	0-0
More rebounds	4-1	35-39%	1-1
Less or equal Rebounds	1-2	40-44%	3-2
More turnovers	2-1	45-49%	1-0
Less or equal turnovers	3-2	50%+	0-0
Scores:		Opponent Shoots:	
59 and under	0-0	Under 35%	3-0
60-69	0-1	35-39%	1-0
70-79	3-1	40-44%	1-0
80-89	1-1	45-49%	0-1
90-Plus	1-0	50%+	0-2
		Misc.	
		With Chris Seroka (since 08-09)	92-60

HEAD COACH TONY BENFORD



PERSONAL

- **Birthdate**
March 22, 1964
- **Hometown**
Hobbs, N.M.
- **Alma Mater**
Texas Tech, '92
- **Spouse**
Deborah
- **Children**
Audriana, Milena, Tony Jr., Jeremy

COACHING

- **North Texas**
Head Coach (2012-Present)
- **Marquette**
Assoc. Head Coach (2011-12)
Asst. Coach (2008-11)
- **Nebraska**
Asst. Coach (2006-08)
- **UTEP**
Asst. Coach (July 2006)
- **Arizona State**
Assoc. Head Coach (2004-06)
Asst. Coach (1998-04)
- **New Mexico**
Asst. Coach (1992-98)
- **All Saints School**
Head Coach (1988-1991)

PLAYING CAREER

- **European League**
Holland (1986-87)
- **Chicago Bulls**
Training Camp (1986)
- **Boston Celtics**
Fourth Round Draft Pick (1986)
- **Texas Tech**
All-SWC (1986)
- SWC Tournament MVP (1986)
- **Hobbs High School**
1982 N.M. State MVP
1982 State Champion

TEAM QUICK HITTERS

Quick Hitters

- NT notched just the third 5-win Nov. in program history with the victory over SLU, matching 2006 (5-2), and 2010 (5-1).
- NT is 5-0 when holding its opponent under 45 percent shooting. SLU shot just 34.4.
- NT has recorded at least four blocks in each of the last five games, and ranks 80th in the country with 30 blocks this year.

Versatile Offense - Scoring depth was NT head coach Tony Benford's biggest offseason priority, and it appears he's accomplished that mission. In the eight games this year, five different players have led NT in scoring, and each has scored at least 18 points that night. Eight Mean Green players are averaging between 6.5 and 16.3 points per game, and four different players have recorded a double-double. The varied scoring looks have helped NT average 78.0 points per game, which is up from 66.2 in 2012-13.

Controlling The Glass - Rebounding will be a key to the game against the Cougars. NT is pulling down 42.9 rebounds per game, which ranks 2nd in C-USA. Much like its varied scoring output, four different NT players are averaging at least 4.9 boards per game. BYU leads the West Coast Conference with 43.1 rebounds per game.

Daggers From Deep - North Texas ranks third in C-USA and 88th nationally with a 3-point percentage of 37.3. NT has hit at least five 3-pointers in five of the year's eight contests, and has five players shooting better than 36.8 percent from deep on the year.

Getting To The Line - The new hand-check rules play right into NT's game plan of driving the lane and getting to the free throw line. NT ranks 26th in the nation in free throws attempted, and 40th in free throws made. NT is hitting 19.5 free throws per game this year, thanks in large part to Alzee Williams and his 44-of-60 mark from the line. NT led the nation in free throws made per game in both 2008-09 (20.3) and 2009-10 (20.1).

Welcome To Conference USA! - After 13 seasons in the Sun Belt Conference, North Texas is making the jump to Conference USA. C-USA, which is based locally in Irving, features attractive television packages, elevated competition and a host of regional rivalries. C-USA features four schools within 350 miles of Denton, as well as three in-state rivals in UTEP, Rice and UTSA.

New League, Same Results - North Texas has plenty of reasons to be confident about the move to Conference USA. Over the last 10 seasons, the Mean Green is 26-15 (63.4 percent) against its future C-USA rivals, including a perfect combined 6-0 mark against Rice, Tulsa and Charlotte.

Man On A Mission - Tony Mitchell was selected with the 37th overall pick (2nd Round, 7th Pick) by the Detroit Pistons, which made him the highest NBA Draft pick in North Texas history. Mitchell rewrote NT's shot-blocking records with 157 blocks in just 55 games (2.8 per game) and was a unanimous preseason All-American prior to the 2012-13 season.

Banged Up - Only two teams in the country experienced more injuries in 2012-13 than North Texas. NT players combined to miss 82 collective games due to injury, which trailed only IUPUI and Utah State. NT lost Brandan Walton for the year just one minute into the season opener, and four additional players missed significant time with injuries. North Texas played with just seven scholarship players in multiple games last season.

19 More Years Of Hoops Experience - College graduates Vertrail Vaughns (George Mason) and Kelvin Gaines (Cincinnati) aren't the only new veterans who will suite up for NT. When you add in senior Brandan Walton (missed 2012-13 to injury), T.J. Taylor (Marquette, Paris JC, Oklahoma), Armani Flannigan (Central Wyoming State), Maurice Aniefiok ('Ole Miss) and Collin Voss (Northern Oklahoma, Central Michigan) the Mean Green added 19 years of collegiate experience (including redshirt seasons) to its roster for 2013-14.

Hard Place To Play - These offseason facilities upgrades will only help enhance the game-day experience for North Texas fans at the Super Pit, a place that the Mean Green has been nearly unbeatable. NT is 86-24 (78.2 percent) at the Super Pit since 2006-07.

Winning Ways - The Mean Green has averaged 20 wins per year over the last seven seasons, including five straight 20-win seasons from 2007-11. NT won the 2007 and 2010 Sun Belt titles, and played in the NCAA Tournament in both of those seasons.

THE LAST TIME A MEAN GREEN PLAYER ...

Had 30 or more points

31 - Jordan Williams vs. Louisiana-Lafayette, 1/31/13

Had 15 or more rebounds

15 - Tony Mitchell vs. Troy, 1/3/13

Had 10 or more assists

10 - Chris Jones vs. Troy, 12/31/11

Had 5 or more blocks

5 - Tony Mitchell vs. ULM, 2/14/13

Had 5 or more steals

5 - P.J. Hardwick vs. South Alabama, 2/23/13

Made 90% or more FGA (min 5 att)

1.000 - George Odufuwa vs. UALR (7-7), 2/20/10

Made 80% or more FGA (min 5 att)

.818 - T.J. Taylor vs. Idaho (9-11), 11/22/13

Made 100% FTA (min 5 att)

1.000 - Jordan Williams vs. SLU (6-6), 11/30/13

1.000 - Chris Jones vs. SLU (5-5), 11/30/13

Made 90% or more FTA (min 5 att)

.900 - Alzee Williams vs. UALR (9-10), 2/23/12

Made 8 or more 3PT's

8 - Joe Ervin vs. Arkansas, 12/30/98

Had a double-double (pts/rbs)

Jordan Williams (15 pts / 10 reb) vs. SLU, 11/30/13

Had consecutive double-doubles (pts/rbs)

2 - Tony Mitchell vs. ASU (10 pts, 13 reb), USA (11 pts, 11 reb) - 2012-13

Had a double-double (pts/asst)

Chris Jones vs. Troy (21 pts /10 asst), 12/31/11

Had a triple-double (pts/rbs/asst)

Jesse Ratliff vs. Sam Houston St. (20pts/16reb/10asst), 2/18/93

Had a perfect shooting night (min 5 fg & ft att)

Tristan Thompson vs. Sam Houston St. (6-6 fg/2-2 3fg/6-6 ft), 12/3/08

THE LAST TIME A MEAN GREEN TEAM ...

Scored 100 or more points

107 - vs. Houston Baptist, 2/15/10

Allowed 100 or more points

105 - vs. Louisiana-Lafayette, 1/31/13

Scored 50 or fewer points

45 - vs. Southeastern Louisiana, 12/16/12

Held an opponent under 50 points

47 - vs. New Orleans, 12/27/11

Won an overtime game

77-72 (2OT) - at Portland, 11/23/13

Had 50 or more rebounds

57 - vs. Northwood, 11/8/12

Had 20 or more assists

22 - vs. Western Kentucky, 1/12/12

Had 10 or more steals

11 - vs. Columbia, 11/21/13

Had 5 or more blocks

5 - vs. Southeastern Louisiana, 11/30/13

Five or more players in double-figures

7 - vs. FIU, 2/9/13

Made 60% or higher FGs

.750 - vs. FIU (24-32), 2/9/13

Made 50% or higher 3pt FGs

.500 - at Portland (8-16), 11/23/13

Made 90% or higher FTs

.938 - vs. St. Louis (15-of-16), 12/6/12

NORTH TEXAS STARTING LINEUPS

Opponent	1	2	3	4	5
Northwood.....	Jones.....	A. Williams.....	J. Williams.....	Flannigan.....	Coleman
Oklahoma.....	A. Williams.....	Vaughns.....	Walton.....	Voss.....	Coleman
Nicholls State.....	A. Williams.....	Vaughns.....	Walton.....	Flannigan.....	Coleman
Columbia.....	Jones.....	A. Williams.....	Walton.....	Voss.....	Coleman
Idaho.....	Jones.....	Vaughns.....	A. Williams.....	Voss.....	Coleman
Portland.....	Jones.....	A. Williams.....	Walton.....	Voss.....	Coleman
Incarate Word.....	Jones.....	A. Williams.....	Walton.....	Voss.....	Coleman
SLU.....	Jones.....	Vaughns.....	A. Williams.....	Voss.....	Coleman
BYU.....					
SFA.....					
Central Arkansas.....					
Wayland Baptist.....					
Texas A&M.....					
UC Riverside.....					
Southern Miss.....					
Tulane.....					
Marshall.....					
Charlotte.....					
UAB.....					
MTSU.....					
Tulsa.....					
Rice.....					
Louisiana Tech.....					
Old Dominion.....					
East Carolina.....					
FIU.....					
Florida Atlantic.....					
UTSA.....					
Tulsa.....					

NORTH TEXAS INDIVIDUAL SUPERLATIVES

Double-Doubles (4)


Keith Coleman..... 1.....at OU (14 pts, 10 reb)
 Maurice Aniefiok.... 1.....Nicholls St. (21 pts, 10 reb)
 Chris Jones 1.....at Portland (12 pts, 10 reb)
 Jordan Williams..... 1.....SLU (15 pts, 10 reb)

20-Plus Point Games (5)

Alzee Williams..... 2.....Northwood (22), at OU (24)
 T.J. Taylor..... 2.....vs. Idaho (24), at Portland (21)
 Maurice Aniefiok.... 1.....Nicholls St. (21)

Double-Digit Rebound Games (6)

Jordan Williams..... 2.....Northwood (10), SLU (10)
 Maurice Aniefiok.... 1.....Nicholls St. (10)
 Chris Jones 1.....at Portland (10)
 Colin Voss 1.....SLU (12)
 Keith Coleman..... 1.....at OU (10)



VERTRAIL VAUGHNS

Sr. ▶ G ▶ 6-2 ▶ 194
Mesquite, TX ▶
(George Mason)



↳ CAREER HIGHS

Points: 18, vs Columbia -- 11/21/13
Rebounds: 4, vs Idaho -- 11/22/13
Assists: 5, at Oklahoma -- 11/11/13
Steals: 1, 4 times
Blocks: 1, Southeastern La. -- 11/30/13
FG made: 5, vs Columbia -- 11/21/13
FG attempts: 11, vs Columbia -- 11/21/13
3FG made: 4, vs Columbia -- 11/21/13
3FG attempts: 6, vs Columbia -- 11/21/13
FT made: 8, Nicholls State -- 11/14/13
FT attempts: 10, Nicholls State -- 11/14/13

↳ 2013-14 STATS

Opponent	Date	gs	min	Total		3-Pointers		Free throws		Rebounds				pf	a	t/o	blk	stl	pts	avg	
				fg-fga	pct	3fg-fga	pct	ft-fta	pct	off	def	tot	avg								
NORTHWOOD	11/8/13		16	1-6	.167	1-3	.333	1-2	.500	1	2	3	3.0	2	2	1	0	0	4	4.0	
at Oklahoma	11/11/13	*	23	0-4	.000	0-1	.000	2-2	1.000	0	1	1	2.0	1	5	2	0	1	2	3.0	
NICHOLLS STATE	11/14/13	*	22	4-4	1.000	1-1	1.000	8-10	.800	0	1	1	1.7	2	1	1	0	1	17	7.7	
vs Columbia	11/21/13		20	5-11	.455	4-6	.667	4-5	.800	0	1	1	1.5	3	0	1	0	1	18	10.3	
vs Idaho	11/22/13	*	23	3-9	.333	0-4	.000	2-4	.500	0	4	4	2.0	4	1	2	0	1	8	9.8	
INCARNATE WORD	11/26/13		19	2-6	.333	1-3	.333	6-6	1.000	0	1	1	1.8	3	1	0	0	0	11	10.0	
SOUTHEASTERN LA.	11/30/13	*	17	2-5	.400	0-1	.000	0-0	.000	0	1	1	1.7	3	1	2	1	0	4	9.1	
Totals			4	140	17-45	.378	7-19	.368	23-29	.793	1	11	12	1.7	18	11	9	1	4	64	9.1

Games played: 7
Minutes/game: 20.0
Points/game: 9.1
FG Pct: 37.8
3FG Pct: 36.8
FT Pct: 79.3

Rebounds/game: 1.7
Assists/game: 1.6
Turnovers/game: 1.3
Assist/turnover ratio: 1.2
Steals/game: 0.6
Blocks/game: 0.1

↳ CAREER STATS

Season	gp-gs	min/avg	Total		3-Point		F-Throws		Rebounds				Scoring							
			fg-fga	pct	fg-fga	pct	ft-fta	pct	off	def	tot	avg	pf	fo	ast	to	blk	stl	pts	avg
2013-14	7-4	140/20.0	17-45	.378	7-19	.368	23-29	.793	1	11	12	1.7	18	0	11	9	1	4	64	9.1
TOTAL	7-4	140/20.0	17-45	.378	7-19	.368	23-29	.793	1	11	12	1.7	18	0	11	9	1	4	64	9.1

1

MAURICE ANIEFIOK

So. ▶ G/F ▶ 6-5 ▶ 212
Lagos, Nigeria ▶
(‘Ole Miss)



↳ **CAREER HIGHS**

Points: 21, Nicholls State -- 11/14/13
Rebounds: 10, Nicholls State -- 11/14/13
Assists: 1, Northwood -- 11/8/13
Steals: 1, at Portland -- 11/23/13; Incarnate Word -- 11/26/13
FG made: 6, Nicholls State -- 11/14/13
FG attempts: 8, Nicholls State -- 11/14/13
3FG made: 3, Nicholls State -- 11/14/13; at Portland -- 11/23/13
3FG attempts: 5, at Portland -- 11/23/13; Northwood -- 11/8/13
FT made: 6, Nicholls State -- 11/14/13
FT attempts: 7, Nicholls State -- 11/14/13

↳ **2013-14 STATS**

Opponent	Date	gs	min	Total		3-Pointers		Free throws		Rebounds				pf	a	t/o	blk	stl	pts	avg
				fg-fga	pct	3fg-fga	pct	ft-fta	pct	off	def	tot	avg							
NORTHWOOD	11/8/13		25	1-6	.167	1-5	.200	2-2	1.000	0	6	6	6.0	4	1	0	0	0	5	5.0
at Oklahoma	11/11/13		8	1-3	.333	1-2	.500	0-0	.000	0	1	1	3.5	2	0	1	0	0	3	4.0
NICHOLLS STATE	11/14/13		28	6-8	.750	3-3	1.000	6-7	.857	1	9	10	5.7	4	0	0	0	0	21	9.7
vs Columbia	11/21/13		5	0-1	.000	0-1	.000	0-0	.000	0	0	0	4.3	0	0	0	0	0	0	7.3
at Portland	11/23/13		24	4-7	.571	3-5	.600	0-0	.000	1	2	3	4.0	5	0	2	0	1	11	8.0
INCARNATE WORD	11/26/13		11	1-2	.500	1-1	1.000	0-0	.000	1	3	4	4.0	2	0	0	0	1	3	7.2
Totals		0	101	13-27	.481	9-17	.529	8-9	.889	3	21	24	4.0	17	1	3	0	2	43	7.2

Games played: 6
Minutes/game: 16.8
Points/game: 7.2
FG Pct: 48.1
3FG Pct: 52.9
FT Pct: 88.9

Rebounds/game: 4.0
Assists/game: 0.2
Turnovers/game: 0.5
Assist/turnover ratio: 0.3
Steals/game: 0.3

↳ **CAREER STATS**

Season	gp-gs		min/avg		Total		3-Point		F-Throws		Rebounds				Scoring							
	gp	gs	min	avg	fg-fga	pct	fg-fga	pct	ft-fta	pct	off	def	tot	avg	pf	fo	ast	to	blk	stl	pts	avg
2013-14	6	0	101	16.8	13-27	.481	9-17	.529	8-9	.889	3	21	24	4.0	17	1	1	3	0	2	43	7.2
TOTAL	6	0	101	16.8	13-27	.481	9-17	.529	8-9	.889	3	21	24	4.0	17	1	1	3	0	2	43	7.2

2

BRANDAN WALTON

Sr. ▶ G ▶ 6-2 ▶ 205
Compton, CA ▶
(Casper College)



↳ CAREER HIGHS

Points: 19, Arkansas State -- 01/28/12
Rebounds: 8, Northwood -- 11/8/13
Assists: 4, at FIU -- 02/09/12
Steals: 4, Northwood -- 11/8/13
Blocks: 1, at South Alabama -- 01/05/12
FG made: 6, UALR -- 2/23/12
FG attempts: 16, at UALR -- 02/23/12
3FG made: 5, at ULM -- 01/14/12
3FG attempts: 10, at UALR -- 02/23/12
FT made: 6, Arkansas State -- 01/28/12
FT attempts: 6, Northwood -- 11/8/13

↳ 2013-14 STATS

Opponent	Date	gs	min	Total		3-Pointers		Free throws		Rebounds				Other				pts	avg	
				fg-fga	pct	3fg-fga	pct	ft-fga	pct	off	def	tot	avg	pf	a	t/o	blk			stl
NORTHWOOD	11/8/13		22	4-12	.333	1-5	.200	4-6	.667	4	4	8	8.0	2	0	3	0	4	13	13.0
at Oklahoma	11/11/13	*	29	3-9	.333	1-6	.167	1-2	.500	1	3	4	6.0	3	3	1	0	1	8	10.5
NICHOLLS STATE	11/14/13	*	27	2-8	.250	0-3	.000	4-4	1.000	0	2	2	4.7	3	1	2	0	0	8	9.7
vs Columbia	11/21/13	*	20	1-6	.167	0-3	.000	0-0	.000	2	4	6	5.0	2	0	1	0	2	2	7.8
vs Idaho	11/22/13		18	0-2	.000	0-1	.000	0-2	.000	0	1	1	4.2	4	0	0	0	0	0	6.2
at Portland	11/23/13	*	20	1-4	.250	1-4	.250	0-0	.000	0	0	0	3.5	4	0	1	0	1	3	5.7
INCARNATE WORD	11/26/13	*	22	5-9	.556	4-5	.800	2-2	1.000	1	0	1	3.1	4	2	2	0	2	16	7.1
SOUTHEASTERN LA.	11/30/13		14	1-4	.250	1-3	.333	0-0	.000	1	1	2	3.0	3	1	0	0	0	3	6.6
Totals		5	172	17-54	.315	8-30	.267	11-16	.688	9	15	24	3.0	25	7	10	0	10	53	6.6

Games played: 8
Minutes/game: 21.5
Points/game: 6.6
FG Pct: 31.5
3FG Pct: 26.7
FT Pct: 68.8

Rebounds/game: 3.0
Assists/game: 0.9
Turnovers/game: 1.3
Assist/turnover ratio: 0.7
Steals/game: 1.3

↳ CAREER STATS

Season	gp-gs	min/avg	Total		3-Point		F-Throws		Rebounds				Scoring							
			fg-fga	pct	fg-fga	pct	ft-fga	pct	off	def	tot	avg	pf	fo	ast	to	blk	stl	pts	avg
2011-12	32-17	792/24.8	92-237	.388	54-147	.367	42-63	.667	29	53	82	2.6	67	1	35	38	1	25	280	8.8
2012-13	1-0	1/1.0	0-0	.000	0-0	.000	0-0	.000	0	0	0	0.0	0	0	0	0	0	0	0	0.0
2013-14	8-5	172/21.5	17-54	.315	8-30	.267	11-16	.688	9	15	24	3.0	25	0	7	10	0	10	53	6.6
TOTAL	41-22	965/23.5	109-291	.375	62-177	.350	53-79	.671	38	68	106	2.6	92	1	42	48	1	35	333	8.1

3

ALZEE WILLIAMS

Sr. ▶ G ▶ 6-4 ▶ 182
 Dallas, TX ▶
 (Mississippi Elite Christian)



↳ CAREER HIGHS

Points: 30, Middle Tennessee -- 02/02/12
 Rebounds: 8, Lehigh -- 12/20/12
 Assists: 5, Arkansas State -- 01/28/12; at Middle Tennessee -- 12/31/12
 Steals: 2, -- (5 Times); at Portland -- 11/23/13
 Blocks: 1, -- (8 Times)
 FG made: 10, Middle Tennessee -- 02/02/12
 FG attempts: 19, Middle Tennessee -- 02/02/12
 3FG made: 2, at UALR -- 01/10/13; at ULM -- 02/27/10; at Oklahoma -- 11/11/13
 3FG attempts: 4, at Loyola Marymount -- 12/04/11
 FT made: 12, Nicholls State -- 11/14/13
 FT attempts: 15, Southeastern La. -- 11/30/13

↳ 2013-14 STATS

Opponent	Date	gs	min	Total		3-Pointers		Free throws		Rebounds				Other				pts	avg		
				fg-fga	pct	3fg-fga	pct	ft-fta	pct	off	def	tot	avg	pf	a	t/o	blk			stl	
NORTHWOOD	11/8/13	*	30	9-15	.600	0-0	.000	4-5	.800	3	0	3	3.0	3	0	0	0	0	22	22.0	
at Oklahoma	11/11/13	*	30	8-12	.667	2-2	1.000	6-9	.667	2	4	6	4.5	2	1	1	0	0	24	23.0	
NICHOLLS STATE	11/14/13	*	35	2-7	.286	0-0	.000	12-14	.857	0	3	3	4.0	1	4	3	0	0	16	20.7	
vs Columbia	11/21/13	*	31	4-9	.444	0-1	.000	4-4	1.000	2	1	3	3.8	1	2	0	0	1	12	18.5	
vs Idaho	11/22/13	*	31	5-13	.385	0-0	.000	4-4	1.000	4	1	5	4.0	3	3	1	0	1	14	17.6	
at Portland	11/23/13	*	48	4-11	.364	0-0	.000	2-5	.400	0	3	3	3.8	0	0	3	0	2	10	16.3	
INCARNATE WORD	11/26/13	*	29	6-11	.545	0-2	.000	2-4	.500	0	3	3	3.7	0	1	0	0	0	14	16.0	
SOUTHEASTERN LA.	11/30/13	*	34	4-9	.444	0-0	.000	10-15	.667	1	2	3	3.6	1	1	3	0	0	18	16.3	
Totals			8	268	42-87	.483	2-5	.400	44-60	.733	12	17	29	3.6	11	12	11	0	4	130	16.3

Games played: 8
 Minutes/game: 33.5
 Points/game: 16.3
 FG Pct: 48.3
 3FG Pct: 40.0
 FT Pct: 73.3

Rebounds/game: 3.6
 Assists/game: 1.5
 Turnovers/game: 1.4
 Assist/turnover ratio: 1.1
 Steals/game: 0.5

↳ CAREER STATS

Season	gp-gs		Total		3-Point		F-Throws		Rebounds				Other				Scoring								
	gp	gs	fg-fga	pct	fg-fga	pct	ft-fta	pct	off	def	tot	avg	pf	fo	ast	to	blk	stl	pts	avg					
2009-10	32	0	244	7.6	21	64	5	31	.161	14	22	.636	3	20	23	0.7	19	0	5	18	3	7	61	1.9	
2011-12	32	30	1018	31.8	126	267	.472	5	21	.238	78	99	.788	36	73	109	3.4	36	0	54	41	2	17	335	10.5
2012-13	28	22	967	34.5	110	258	.426	5	17	.294	87	119	.731	39	55	94	3.4	29	0	40	35	3	13	312	11.1
2013-14	8	8	268	33.5	42	87	.483	2	5	.400	44	60	.733	12	17	29	3.6	11	0	12	11	0	4	130	16.3
TOTAL	100	60	2497	25.0	299	676	.442	17	74	.230	223	300	.743	90	165	255	2.6	95	0	111	105	8	41	838	8.4

4

ARMANI FLANNIGAN

Jr. ▶ F ▶ 6-8 ▶ 200
Rockford, IL ▶
(Central Wyoming)



↳ CAREER HIGHS

Points: 7, Incarnate Word -- 11/26/13
Rebounds: 6, Incarnate Word -- 11/26/13; Northwood -- 11/8/13
Assists: 1, at Portland -- 11/23/13
Steals: 1, vs Columbia -- 11/21/13; Incarnate Word -- 11/26/13; Northwood -- 11/8/13
Blocks: 3, vs Columbia -- 11/21/13
FG made: 2, vs Columbia -- 11/21/13; vs Idaho -- 11/22/13; Incarnate Word -- 11/26/13
FG attempts: 3, vs Idaho -- 11/22/13; Southeastern La. -- 11/30/13
FT made: 3, Incarnate Word -- 11/26/13
FT attempts: 7, Northwood -- 11/8/13

↳ 2013-14 STATS

Opponent	Date	gs	min	Total		3-Pointers		Free throws		Rebounds				pf	a	t/o	blk	stl	pts	avg	
				fg-fga	pct	3fg-fga	pct	ft-fta	pct	off	def	tot	avg								
NORTHWOOD	11/8/13	*	16	1-1	1.000	0-0	.000	1-7	.143	1	5	6	6.0	3	0	1	2	1	3	3.0	
at Oklahoma	11/11/13		7	1-2	.500	0-0	.000	0-0	.000	0	0	0	3.0	1	0	1	1	0	2	2.5	
NICHOLLS STATE	11/14/13	*	12	0-1	.000	0-0	.000	1-2	.500	2	1	3	3.0	0	0	2	1	0	1	2.0	
vs Columbia	11/21/13		17	2-2	1.000	0-0	.000	0-0	.000	0	2	2	2.8	4	0	1	3	1	4	2.5	
vs Idaho	11/22/13		18	2-3	.667	0-0	.000	0-2	.000	0	0	0	2.2	3	0	1	2	0	4	2.8	
at Portland	11/23/13		4	0-1	.000	0-0	.000	0-0	.000	0	0	0	1.8	0	1	0	0	0	0	2.3	
INCARNATE WORD	11/26/13		20	2-2	1.000	0-0	.000	3-4	.750	4	2	6	2.4	1	0	1	1	1	7	3.0	
SOUTHEASTERN LA.	11/30/13		13	1-3	.333	0-0	.000	0-4	.000	1	3	4	2.6	0	0	1	1	0	2	2.9	
Totals			2	107	9-15	.600	0-0	.000	5-19	.263	8	13	21	2.6	12	1	8	11	3	23	2.9

Games played: 8
Minutes/game: 13.4
Points/game: 2.9
FG Pct: 60.0
FT Pct: 26.3

Rebounds/game: 2.6
Assists/game: 0.1
Turnovers/game: 1.0
Assist/turnover ratio: 0.1
Steals/game: 0.4
Blocks/game: 1.4

↳ CAREER STATS

Season	gp-gs	min/avg	Total		3-Point		F-Throws		Rebounds				Scoring							
			fg-fga	pct	fg-fga	pct	ft-fta	pct	off	def	tot	avg	pf	fo	ast	to	blk	stl	pts	avg
2013-14	8-2	107/13.4	9-15	.600	0-0	.000	5-19	.263	8	13	21	2.6	12	0	1	8	11	3	23	2.9
TOTAL	8-2	107/13.4	9-15	.600	0-0	.000	5-19	.263	8	13	21	2.6	12	0	1	8	11	3	23	2.9

5

CHRIS JONES

Jr. ▶ G ▶ 6-2 ▶ 203
Garland, TX ▶
(Lakeview Centennial HS)



↳ CAREER HIGHS

Points: 31, at Texas Tech -- 11/16/11
Rebounds: 12, St. Gregory's -- 11/11/11
Assists: 10, Troy -- 12/31/11
Steals: 6, UTA -- 11/28/12
Blocks: 1, -- (4 Times)
FG made: 9, at Texas Tech -- 11/16/11
FG attempts: 21, at Texas Tech -- 11/16/11
3FG made: 5, Jackson State -- 12/18/11
3FG attempts: 6, at UTA -- 11/22/11; at Mississippi St -- 11/27/11
FT made: 12, at Texas Tech -- 11/16/11
FT attempts: 13, at Texas Tech -- 11/16/11; ULL -- 12/1/12

↳ 2013-14 STATS

Opponent	Date	gs	min	Total		3-Pointers		Free throws		Rebounds				pf	a	t/o	blk	stl	pts	avg	
				fg-fga	pct	3fg-fga	pct	ft-fta	pct	off	def	tot	avg								
NORTHWOOD	11/8/13	*	28	5-10	.500	0-1	.000	3-4	.750	2	4	6	6.0	3	4	5	0	1	13	13.0	
at Oklahoma	11/11/13		31	7-14	.500	2-2	1.000	0-1	.000	2	3	5	5.5	5	3	2	0	1	16	14.5	
NICHOLLS STATE	11/14/13		13	0-2	.000	0-0	.000	5-6	.833	0	2	2	4.3	1	2	2	0	2	5	11.3	
vs Columbia	11/21/13	*	31	3-12	.250	0-3	.000	2-3	.667	3	3	6	4.8	0	4	1	0	4	8	10.5	
vs Idaho	11/22/13	*	20	3-7	.429	0-1	.000	0-0	.000	0	0	0	3.8	0	1	1	0	0	6	9.6	
at Portland	11/23/13	*	42	5-10	.500	1-1	1.000	1-3	.333	1	9	10	4.8	4	6	3	0	2	12	10.0	
INCARNATE WORD	11/26/13	*	22	1-4	.250	0-1	.000	2-2	1.000	1	7	8	5.3	3	7	3	0	1	4	9.1	
SOUTHEASTERN LA.	11/30/13	*	28	4-8	.500	1-1	1.000	5-5	1.000	1	1	2	4.9	3	3	0	0	1	14	9.8	
Totals			6	215	28-67	.418	4-10	.400	18-24	.750	10	29	39	4.9	19	30	17	0	12	78	9.8

Games played: 8
Minutes/game: 26.9
Points/game: 9.8
FG Pct: 41.8
3FG Pct: 40.0
FT Pct: 75.0

Rebounds/game: 4.9
Assists/game: 3.8
Turnovers/game: 2.1
Assist/turnover ratio: 1.8
Steals/game: 1.5

↳ CAREER STATS

Season	gp-gs	min/avg	Total		3-Point		F-Throws		Rebounds				Scoring							
			fg-fga	pct	fg-fga	pct	ft-fta	pct	off	def	tot	avg	pf	fo	ast	to	blk	stl	pts	avg
2011-12	19-19	558/29.4	97-222	.437	18-64	.281	55-71	.775	11	78	89	4.7	40	0	81	70	4	45	267	14.1
2012-13	16-14	437/27.3	54-140	.386	3-18	.167	36-55	.655	13	45	58	3.6	44	1	74	46	0	34	147	9.2
2013-14	8-6	215/26.9	28-67	.418	4-10	.400	18-24	.750	10	29	39	4.9	19	1	30	17	0	12	78	9.8
TOTAL	43-39	1210/28.1	179-429	.417	25-92	.272	109-150	.727	34	152	186	4.3	103	2	185	133	4	91	492	11.4

10

AUSTIN MITCHELL

So. ▶ G ▶ 6-1 ▶ 180
 Plano, TX ▶
 (Plano HS)



↳ CAREER HIGHS

Rebounds: 1, -- (4 Times)
 Steals: 1, Lamar -- 11/13/12
 FG attempts: 1, at Creighton -- 11/09/12

↳ EXPECTED TO REDSHIRT THE 2013-14 SEASON

↳ CAREER STATS

Season	gp-gs	min/avg	Total		3-Point		F-Throws		Rebounds				Scoring							
			fg-fga	pct	fg-fga	pct	ft-fta	pct	off	def	tot	avg	pf	fo	ast	to	blk	stl	pts	avg
2012-13	19-0	18/0.9	0-1	.000	0-0	.000	0-0	.000	1	2	3	0.2	0	0	0	2	0	1	0	0.0
TOTAL	19-0	18/0.9	0-1	.000	0-0	.000	0-0	.000	1	2	3	0.2	0	0	0	2	0	1	0	0.0

21

**T.J.
TAYLOR**

Jr. ▶ G ▶ 6-3 ▶ 215
Denison, TX ▶
(Marquette)



↳ CAREER HIGHS

Points: 24, vs Idaho -- 11/22/13
Rebounds: 7, vs Idaho -- 11/22/13
Assists: 2, vs Idaho -- 11/22/13; at Portland -- 11/23/13; Incarnate Word -- 11/26/13
Steals: 2, vs Idaho -- 11/22/13
Blocks: 1, at Portland -- 11/23/13; Southeastern La. -- 11/30/13
FG made: 9, vs Idaho -- 11/22/13
FG attempts: 14, at Portland -- 11/23/13
3FG made: 3, vs Idaho -- 11/22/13; at Portland -- 11/23/13
3FG attempts: 4, vs Idaho -- 11/22/13; at Portland -- 11/23/13
FT made: 6, at Portland -- 11/23/13
FT attempts: 9, at Portland -- 11/23/13

↳ 2013-14 STATS

Opponent	Date	gs	min	Total		3-Pointers		Free throws		Rebounds				pf	a	t/o	blk	stl	pts	avg
				fg-fga	pct	3fg-fga	pct	ft-fta	pct	off	def	tot	avg							
NICHOLLS STATE	11/14/13		7	1-1	1.000	0-0	.000	0-0	.000	1	0	1	1.0	1	0	1	0	0	2	2.0
vs Columbia	11/21/13		3	0-0	.000	0-0	.000	0-0	.000	0	0	0	0.5	1	0	1	0	0	0	1.0
vs Idaho	11/22/13		24	9-11	.818	3-4	.750	3-4	.750	5	2	7	2.7	1	2	0	0	2	24	8.7
at Portland	11/23/13		35	6-14	.429	3-4	.750	6-9	.667	1	2	3	2.8	1	2	1	1	0	21	11.8
INCARNATE WORD	11/26/13		20	0-6	.000	0-1	.000	1-4	.250	1	2	3	2.8	2	2	3	0	1	1	9.6
SOUTHEASTERN LA.	11/30/13		24	2-4	.500	0-2	.000	0-0	.000	2	1	3	2.8	1	0	0	1	0	4	8.7
Totals		0	113	18-36	.500	6-11	.545	10-17	.588	10	7	17	2.8	7	6	6	2	3	52	8.7

Games played: 6
Minutes/game: 18.8
Points/game: 8.7
FG Pct: 50.0
3FG Pct: 54.5
FT Pct: 58.8

Rebounds/game: 2.8
Assists/game: 1.0
Turnovers/game: 1.0
Assist/turnover ratio: 1.0
Steals/game: 0.5
Blocks/game: 0.3

↳ CAREER STATS

Season	gp-gs	min/avg	Total		3-Point		F-Throws		Rebounds				Scoring							
			fg-fga	pct	fg-fga	pct	ft-fta	pct	off	def	tot	avg	pf	fo	ast	to	blk	stl	pts	avg
2013-14	6-0	113/18.8	18-36	.500	6-11	.545	10-17	.588	10	7	17	2.8	7	0	6	6	2	3	52	8.7
TOTAL	6-0	113/18.8	18-36	.500	6-11	.545	10-17	.588	10	7	17	2.8	7	0	6	6	2	3	52	8.7

22

**GREG
WESLEY**

Fr. ▶ F ▶ 6-7 ▶ 190
Arlington, TX ▶
(Seguin HS)



↳ **CAREER HIGHS**

↳ **2013-14 STATS**

↳ **CAREER STATS**

23

JORDAN WILLIAMS

Jr. ▶ G ▶ 6-6 ▶ 202
Dallas ▶
(Kimball HS)



↳ CAREER HIGHS

Points: 31, at ULL -- 01/31/13
Rebounds: 10, Southeastern La. -- 11/30/13; Northwood -- 11/8/13
Assists: 5, La Sierra -- 12/2/11
Steals: 4, at Mississippi St -- 11/27/11
Blocks: 3, ULM -- 1/5/13; Cameron -- 11/16/12
FG made: 12, at ULL -- 01/31/13
FG attempts: 19, Western Kentucky -- 02/7/13
3FG made: 7, at Troy -- 02/16/13
3FG attempts: 9, at Troy -- 02/16/13
FT made: 8, at Florida Atlantic -- 1/19/13; Middle Tennessee -- 1/24/13
FT attempts: 11, at ULL -- 01/31/13

↳ 2013-14 STATS

Opponent	Date	gs	min	Total		3-Pointers		Free throws		Rebounds				pf	a	t/o	blk	stl	pts	avg	
				fg-fga	pct	3fg-fga	pct	ft-fta	pct	off	def	tot	avg								
NORTHWOOD	11/8/13	*	35	4-12	.333	0-3	.000	1-1	1.000	4	6	10	10.0	1	1	3	0	1	9	9.0	
at Oklahoma	11/11/13		28	4-11	.364	2-5	.400	3-3	1.000	0	3	3	6.5	1	1	2	0	1	13	11.0	
NICHOLLS STATE	11/14/13		24	4-10	.400	3-4	.750	3-3	1.000	1	5	6	6.3	3	0	1	0	0	14	12.0	
vs Columbia	11/21/13		29	4-9	.444	1-2	.500	2-4	.500	2	3	5	6.0	2	0	1	0	2	11	11.8	
vs Idaho	11/22/13		30	3-10	.300	0-4	.000	3-6	.500	2	6	8	6.4	2	0	1	2	1	9	11.2	
at Portland	11/23/13		21	4-9	.444	0-2	.000	0-0	.000	0	5	5	6.2	1	0	1	2	1	8	10.7	
INCARNATE WORD	11/26/13		23	7-14	.500	1-2	.500	4-6	.667	3	5	8	6.4	3	0	0	2	1	19	11.9	
SOUTHEASTERN LA.	11/30/13		28	4-10	.400	1-4	.250	6-6	1.000	3	7	10	6.9	4	0	1	1	1	15	12.3	
Totals			1	218	34-85	.400	8-26	.308	22-29	.759	15	40	55	6.9	17	2	10	7	8	98	12.3

Games played: 8
Minutes/game: 27.3
Points/game: 12.3
FG Pct: 40.0
3FG Pct: 30.8
FT Pct: 75.9

Rebounds/game: 6.9
Assists/game: 0.3
Turnovers/game: 1.3
Assist/turnover ratio: 0.2
Steals/game: 1.0
Blocks/game: 0.9

↳ CAREER STATS

Season	gp-gs	min/avg	Total		3-Point		F-Throws		Rebounds				Scoring							
			fg-fga	pct	fg-fga	pct	ft-fta	pct	off	def	tot	avg	pf	fo	ast	to	blk	stl	pts	avg
2011-12	19-13	480/25.3	71-173	.410	23-84	.274	42-54	.778	36	40	76	4.0	39	0	25	41	9	21	207	10.9
2012-13	32-28	1014/31.7	153-368	.416	46-135	.341	101-138	.732	50	69	119	3.7	72	2	23	69	18	23	453	14.2
2013-14	8-1	218/27.3	34-85	.400	8-26	.308	22-29	.759	15	40	55	6.9	17	0	2	10	7	8	98	12.3
TOTAL	59-42	1712/29.0	258-626	.412	77-245	.314	165-221	.747	101	149	250	4.2	128	2	50	120	34	52	758	12.8

24

**KELVIN
GAINES**

Jr. ▶ F ▶ 6-10 ▶ 240
Ocala, FL ▶
(Cincinnati)



↳ **CAREER HIGHS**

↳ **2013-14 STATS**

↳ **CAREER STATS**

33

COLIN VOSS

Jr. ▶ F ▶ 6-7 ▶ 240
Grand Rapids, MI ▶
(Northern Oklahoma)



↳ CAREER HIGHS

Points: 8, vs Idaho -- 11/22/13
Rebounds: 12, Southeastern La. -- 11/30/13
Assists: 2, Southeastern La. -- 11/30/13
Steals: 1, at Portland -- 11/23/13; Northwood -- 11/8/13
Blocks: 1, Incarnate Word -- 11/26/13
FG made: 3, vs Idaho -- 11/22/13; at Portland -- 11/23/13
FG attempts: 6, 4 times
FT made: 3, Incarnate Word -- 11/26/13
FT attempts: 4, Incarnate Word -- 11/26/13

↳ 2013-14 STATS

Opponent	Date	gs	min	Total		3-Pointers		Free throws		Rebounds				pf	a	t/o	blk	stl	pts	avg	
				fg-fga	pct	3fg-fga	pct	ft-fta	pct	off	def	tot	avg								
NORTHWOOD	11/8/13		15	0-5	.000	0-0	.000	2-2	1.000	1	1	2	2.0	1	1	1	0	1	2	2.0	
at Oklahoma	11/11/13	*	16	0-1	.000	0-0	.000	0-0	.000	1	4	5	3.5	3	0	3	0	0	0	1.0	
NICHOLLS STATE	11/14/13		13	0-0	.000	0-0	.000	0-0	.000	3	1	4	3.7	0	1	2	0	0	0	0.7	
vs Columbia	11/21/13	*	24	2-6	.333	0-0	.000	1-2	.500	2	2	4	3.8	1	0	1	0	0	5	1.8	
vs Idaho	11/22/13	*	20	3-6	.500	0-0	.000	2-2	1.000	4	4	8	4.6	1	1	1	0	0	8	3.0	
at Portland	11/23/13	*	28	3-6	.500	0-0	.000	0-0	.000	0	6	6	4.8	1	0	2	0	1	6	3.5	
INCARNATE WORD	11/26/13	*	14	1-2	.500	0-0	.000	3-4	.750	0	5	5	4.9	1	0	1	1	0	5	3.7	
SOUTHEASTERN LA.	11/30/13	*	26	2-6	.333	0-0	.000	1-2	.500	2	10	12	5.8	3	2	2	0	0	5	3.9	
Totals			6	156	11-32	.344	0-0	.000	9-12	.750	13	33	46	5.8	11	5	13	1	2	31	3.9

Games played: 8
Minutes/game: 19.5
Points/game: 3.9
FG Pct: 34.4
FT Pct: 75.0

Rebounds/game: 5.8
Assists/game: 0.6
Turnovers/game: 1.6
Assist/turnover ratio: 0.4
Steals/game: 0.3
Blocks/game: 0.1


↳ CAREER STATS

Season	gp-gs	min/avg	Total		3-Point		F-Throws		Rebounds				Scoring							
			fg-fga	pct	fg-fga	pct	ft-fta	pct	off	def	tot	avg	pf	fo	ast	to	blk	stl	pts	avg
2013-14	8-6	156/19.5	11-32	.344	0-0	.000	9-12	.750	13	33	46	5.8	11	0	5	13	1	2	31	3.9
TOTAL	8-6	156/19.5	11-32	.344	0-0	.000	9-12	.750	13	33	46	5.8	11	0	5	13	1	2	31	3.9

44

KEITH COLEMAN

Jr. ▶ F ▶ 6-10 ▶ 250
Philadelphia, PA ▶
(Marshalltown CC)



↳ CAREER HIGHS

Points: 14, at Oklahoma -- 11/11/13
Rebounds: 10, at Oklahoma -- 11/11/13
Assists: 1, Northwood -- 11/8/13
Steals: 1, Northwood -- 11/8/13
Blocks: 4, Incarnate Word -- 11/26/13
FG made: 6, at Oklahoma -- 11/11/13
FG attempts: 11, at Oklahoma -- 11/11/13
FT made: 3, at ULL -- 01/31/13
FT attempts: 6, Incarnate Word -- 11/26/13

↳ 2013-14 STATS

Opponent	Date	gs	min	Total		3-Pointers		Free throws		Rebounds				pf	a	t/o	blk	stl	pts	avg	
				fg-fga	pct	3fg-fga	pct	ft-fta	pct	off	def	tot	avg								
NORTHWOOD	11/8/13	*	13	0-2	.000	0-0	.000	1-2	.500	2	1	3	3.0	4	1	0	2	1	1	1.0	
at Oklahoma	11/11/13	*	28	6-11	.545	0-0	.000	2-3	.667	3	7	10	6.5	4	0	3	1	0	14	7.5	
NICHOLLS STATE	11/14/13	*	19	4-6	.667	0-0	.000	0-0	.000	2	6	8	7.0	3	0	2	1	0	8	7.7	
vs Columbia	11/21/13	*	20	3-10	.300	0-0	.000	0-0	.000	0	5	5	6.5	0	0	0	1	0	6	7.3	
vs Idaho	11/22/13	*	16	1-5	.200	0-0	.000	1-2	.500	1	3	4	6.0	0	0	4	0	0	3	6.4	
at Portland	11/23/13	*	28	3-6	.500	0-0	.000	0-1	.000	1	5	6	6.0	4	0	2	1	0	6	6.3	
INCARNATE WORD	11/26/13	*	20	1-3	.333	0-0	.000	2-6	.333	1	4	5	5.9	2	0	0	4	0	4	6.0	
SOUTHEASTERN LA.	11/30/13	*	16	5-7	.714	0-0	.000	0-0	.000	0	4	4	5.6	4	0	2	1	0	10	6.5	
Totals			8	160	23-50	.460	0-0	.000	6-14	.429	10	35	45	5.6	21	1	13	11	1	52	6.5

Games played: 8
Minutes/game: 20.0
Points/game: 6.5
FG Pct: 46.0
FT Pct: 42.9

Rebounds/game: 5.6
Assists/game: 0.1
Turnovers/game: 1.6
Assist/turnover ratio: 0.1
Steals/game: 0.1
Blocks/game: 1.4

↳ CAREER STATS

Season	gp-gs	min/avg	Total		3-Point		F-Throws		Rebounds				Scoring							
			fg-fga	pct	fg-fga	pct	ft-fta	pct	off	def	tot	avg	pf	fo	ast	to	blk	stl	pts	avg
2012-13	30-1	254/8.5	16-46	.348	0-0	.000	8-18	.444	13	36	49	1.6	41	0	4	24	11	4	40	1.3
2013-14	8-8	160/20.0	23-50	.460	0-0	.000	6-14	.429	10	35	45	5.6	21	0	1	13	11	1	52	6.5
TOTAL	38-9	414/10.9	39-96	.406	0-0	.000	14-32	.438	23	71	94	2.5	62	0	5	37	22	5	92	2.4

2012-13 SEASON STATS TEAM/INDIVIDUAL

RECORD:	OVERALL	HOME	AWAY	NEUTRAL
ALL GAMES	5-3	4-0	1-1	0-2
CONFERENCE	0-0	0-0	0-0	0-0
NON-CONFERENCE	5-3	4-0	1-1	0-2

#	Player	gp-gs	min	avg	Total		3-Point		F-Throw		Rebounds			pf	dq	a	to	blk	stl	pts	avg		
					fg-fga	fg%	3fg-fga	3fg%	ft-fta	ft%	off	def	tot										
03	WILLIAMS, Alzee	8-8	268	33.5	42-87	.483	2-5	.400	44-60	.733	12	17	29	3.6	11	0	12	11	0	4	130	16.3	
23	WILLIAMS, Jordan	8-1	218	27.3	34-85	.400	8-26	.308	22-29	.759	15	40	55	6.9	17	0	2	10	7	8	98	12.3	
05	JONES, Chris	8-6	215	26.9	28-67	.418	4-10	.400	18-24	.750	10	29	39	4.9	19	1	30	17	0	12	78	9.8	
00	VAUGHNS, Vertrail	7-4	140	20.0	17-45	.378	7-19	.368	23-29	.793	1	11	12	1.7	18	0	11	9	1	4	64	9.1	
21	TAYLOR, T.J.	6-0	113	18.8	18-36	.500	6-11	.545	10-17	.588	10	7	17	2.8	7	0	6	6	2	3	52	8.7	
01	ANIEFIOK, Maurice	6-0	101	16.8	13-27	.481	9-17	.529	8-9	.889	3	21	24	4.0	17	1	1	3	0	2	43	7.2	
02	WALTON, Brandon	8-5	172	21.5	17-54	.315	8-30	.267	11-16	.688	9	15	24	3.0	25	0	7	10	0	10	53	6.6	
44	COLEMAN, Keith	8-8	160	20.0	23-50	.460	0-0	.000	6-14	.429	10	35	45	5.6	21	0	1	13	11	1	52	6.5	
33	VOSS, Colin	8-6	156	19.5	11-32	.344	0-0	.000	9-12	.750	13	33	46	5.8	11	0	5	13	1	2	31	3.9	
04	FLANNIGAN, Armani	8-2	107	13.4	9-15	.600	0-0	.000	5-19	.263	8	13	21	2.6	12	0	1	8	11	3	23	2.9	
Team											13	18	31										
Total.....		8	1650		212-498	.426	44-118	.373	156-229	.681	104	239	343	42.9	158	2	76	100	33	49	624	78.0	
Opponents.....		8	1650		213-516	.413	52-149	.349	119-180	.661	93	222	315	39.4	174	-	88	98	31	50	597	74.6	

TEAM STATISTICS	NT	OPP	Date	Opponent	Score	Att.
SCORING	624	597	11/8/13	NORTHWOOD	w 72-67	2236
Points per game	78.0	74.6	11/11/13	at Oklahoma	L 82-95	9288
Scoring margin	+3.4	-	11/14/13	NICHOLLS STATE	w 92-78	2146
FIELD GOALS-ATT	212-498	213-516	11/21/13	vs Columbia	L 66-70	0
Field goal pct	.426	.413	11/22/13	vs Idaho	L 76-87	0
3 POINT FG-ATT	44-118	52-149	11/23/13	at Portland	Wo2 77-72	1668
3-point FG pct	.373	.349	11/26/13	INCARNATE WORD	w 84-67	2148
3-pt FG made per game	5.5	6.5	11/30/13	SOUTHEASTERN LA.	w 75-61	1861
FREE THROWS-ATT	156-229	119-180	* - Conference game			
Free throw pct	.681	.661				
F-Throws made per game	19.5	14.9				
REBOUNDS	343	315				
Rebounds per game	42.9	39.4				
Rebounding margin	+3.5	-				
ASSISTS	76	88				
Assists per game	9.5	11.0				
TURNOVERS	100	98				
Turnovers per game	12.5	12.3				
Turnover margin	-0.2	-				
Assist/turnover ratio	0.8	0.9				
STEALS	49	50				
Steals per game	6.1	6.3				
BLOCKS	33	31				
Blocks per game	4.1	3.9				
ATTENDANCE	8391	10956				
Home games-Avg/Game	4-2098	2-5478				
Neutral site-Avg/Game	-	2-0				

Score by Periods	1st	2nd	OT	OT2	Totals
North Texas	276	324	10	14	624
Opponents	269	309	10	9	597

2012-13 GAME-BY-GAME

Opponent	1st	2nd	Score	Mar	Total FG	FG Pct	3-Pointers	3FG Pct	Free Throws	FT Pct	Rebounds	Assist	T/Over	Block	Steal	Fouls
NORTHWOOD	35/33	37/34	72-67	+5	25-69/21-61	.362/.344	3-17/5-19	.176/.263	19-31/20-30	.613/.667	57/41 +16	10/6	14/16	4/5	9/8	23/27
Oklahoma	38/48	44/47	82-95	(13)	30-67/36-68	.448/.529	8-18/8-18	.444/.444	14-20/15-24	.700/.625	39/36 +3	13/15	16/11	2/5	4/10	22/18
NICHOLLS STATE	38/36	54/42	92-78	+14	23-47/28-65	.489/.431	7-11/8-22	.636/.364	39-46/14-25	.848/.560	44/26 +18	9/12	16/6	2/2	3/8	18/29
Columbia	29/39	37/31	66-70	(4)	24-66/24-51	.364/.471	5-16/12-22	.313/.545	13-18/10-14	.722/.714	34/36 (2)	6/12	7/16	4/1	11/5	14/13
Idaho	33/42	43/45	76-87	(11)	29-66/33-66	.439/.500	3-14/8-18	.214/.444	15-26/13-14	.577/.929	38/39 (1)	8/10	11/11	4/5	5/6	18/21
Portland	20/28	33/25	77-72	+5	30-68/27-73	.441/.370	8-16/3-18	.500/.167	9-18/15-27	.500/.556	39/56 (17)	9/14	15/16	4/7	8/9	20/20
INCARNATE WORD	42/16	42/51	84-67	+17	26-59/23-71	.441/.324	7-15/5-16	.467/.313	25-38/16-19	.658/.842	47/44 +3	13/11	10/13	8/3	7/3	21/23
SOUTHEASTERN LA.	41/27	34/34	75-61	+14	25-56/21-61	.446/.344	3-11/3-16	.273/.188	22-32/16-27	.688/.593	45/37 +8	8/8	11/9	5/3	2/1	22/23

Note: Game totals are displayed in the format TEAM/OPPONENT for each category

RADIO-TV CHART




0 Vertrail Vaughns
6-2 • 194 • Sr. • G
Mesquite, Texas



1 Maurice Aniefiok
6-5 • 212 • So. • G/F
Lagos, Nigeria




2 Brandan Walton
6-2 • 205 • Sr. • G
Compton, Calif.



3 Alzee Williams
6-4 • 182 • Sr. • G
Dallas




4 Armani Flannigan
6-8 • 200 • Jr. • F
Rockford, Ill.



5 Chris Jones
6-2 • 203 • Jr. • G
Garland, Texas



10 Austin Mitchell
6-1 • 180 • So. • G
Plano, Texas



21 T.J. Taylor
6-3 • 215 • Jr. • G
Denison, Texas




22 Greg Wesley
6-7 • 190 • Fr. • F
Arlington, Texas




23 Jordan Williams
6-6 • 202 • Jr. • G
Dallas



24 Kelvin Gaines
6-10 • 240 • Jr. • F/C
Ocala, Fla.



33 Colin Voss
6-7 • 240 • Jr. • F
Grand Rapids, Mich.



44 Keith Coleman
6-10 • 250 • Jr. • F
Philadelphia



HEAD COACH
Tony Benford



NORTH TEXAS BASKETBALL