

BASKETBALL

Kyle Chilton, BYU Athletic Communications | O: (801) 422-4909 | C: (801) 372-2080 | kyle_chilton@byu.edu | facebook.com/byubasketball, @byubasketball

BYU 2012-13 SCHEDULE

024	Wed	Cougar Tipoff (Ex)		84-70
026	Fri	SE Okla. State (Ex)	BYUtv	W, 103-57
N3	Sat	Findlay (Ex)	BYUtv	W, 90-61
N9	Fri	Tennessee State#	BYUtv	W, 81-66
N13	Tue	Georgia State#	BYUtv	W, 80-62
N16	Fri	vs. Florida State#	truTV	L, 70-88
N17	Sat	vs. Notre Dame#	truTV	L, 68-78
N21	Wed	UT-San Antonio	BYUtv	W, 81-62
N24	Sat	Cal State Northridge	BYUtv	W, 87-75
N28	Wed	vs. Montana^	BYUtv	W, 85-60
D1	Sat	at Iowa State	Cyclones.tv	L, 62-83
D8	Sat	Utah	BYUtv	W, 61-58
D15	Sat	at Weber State	BYUtv	7 p.m.
D18	Tue	Eastern New Mexico	BYUtv	7 p.m.
D21	Fri	at Baylor	ESPN2	8 p.m.
D27	Thu	Northern Arizona	BYUtv	7 p.m.
D29	Sat	vs. Virginia Tech^	ESPNU	12 p.m.
J3	Thu	Loyola Marymount*	BYUtv	7 p.m.
J5	Sat	at San Francisco*	BYUtv	7 p.m.
J10	Thu	Pepperdine*	BYUtv	7 p.m.
J12	Sat	at Santa Clara*	TWC	1:30 p.m.
J16	Wed	Saint Mary's*	ESPNU	9 p.m.
J19	Sat	San Diego*	BYUtv	7 p.m.
J24	Thu	at Gonzaga*	ESPN2	8 p.m.
J26	Sat	at Portland*	ESPNU	7:30 p.m.
J31	Thu	at Pepperdine*	TWC	7 p.m.
F2	Sat	Santa Clara*	BYUtv	7 p.m.
F7	Thu	at San Diego*	BYUtv	7 p.m.
F9	Sat	San Francisco*	BYUtv	7 p.m.
F16	Sat	Portland*	BYUtv	7 p.m.
F19	Wed	Utah State	BYUtv	7 p.m.
F21	Thu	at Saint Mary's*	ESPN2	8 p.m.
F28	Thu	Gonzaga*	ESPN2	9 p.m.
M2	Sat	at Loyola Marymount*	ESPNU	8 p.m.
M6-11	WCC Championships	ESPNU/ESPN2/ESPN		

All times local to site

Acura Coaches vs. Cancer Classic

^ at EnergySolutions Arena

* West Coast Conference game



WEBER STATE (4-2, 0-0 BIG SKY) WILDCATS


Head Coach Randy Rahe
Alma Mater Buena Vista, 1982
Division I Career Record . . . 124-70 (7th)
Record at Weber State Same

GAME INFORMATION

TV BYUtv
TV Talent . . . Dave McCann (play-by-play)
. Blaine Fowler (analyst)
. Robbie Bullough (reporter)
Live Video byutvsports.com
Radio KSL 102.7 FM / 1160 AM
. BYU Radio - Sirius XM 143
Radio Talent . . . Greg Wrubell (play-by-play)
. Mark Durrant (analyst)
Live Audio KSL.com
Live Stats BYUcougars.com

SERIES INFORMATION

Series Record BYU leads 27-10
Last Meeting BYU won 94-66, 12/7/11
H/A/N 19-0/8-10/0-0



BYU (6-3, 0-0 WCC) COUGARS

Head Coach Dave Rose
Alma Mater Houston, 1983
Division I Career Record . . . 191-57 (8th)
Record at BYU Same

BYU STORYLINES

- BYU's victory over Utah gave Dave Rose his 25th win over an in-state opponent since taking over the program in 2006. He is 25-6 against in-state teams, giving him and 80.6 winning percentage, the best in the state since the 2005-06 season. He'll have a chance to add to that mark against Weber State on Saturday.
- Sophomore guard Matt Carlino played his best game of the season against Utah, totaling a season-high 19 points, five assists and three steals while hitting a career-best five 3-pointers. Two of his threes were back-to-back in the final six minutes of the game to tie the score at 52-all.
- The Cougars will look to record their first true road win on Saturday when they play at Weber State. In the last three seasons BYU has won 28 road games with 10 in 2009-10, 10 in 2010-11 and eight in 2011-12.

BYU'S PROJECTED STARTING LINEUP



#2 | Craig Cusick
Guard
6-2 | 185 | Sr.
Orem, Utah
Orem HS

GP/GS	MPG	Pts	Reb	Ast	Stl	FG%	3PT%	FT%
9/4	25.3	5.6	2.8	2.7	1.2	.356	.367	.636

Last Game: Had 8 points, 2 assists and 2 steals vs. Utah
Notes: Has posted 2-plus assists in every game and hit at least one 3-pointer in eight of nine games



#13 | Brock Zylstra
Guard
6-6 | 210 | Sr.
La Verne, Calif.
Bonita HS

GP/GS	MPG	Pts	Reb	Ast	Stl	FG%	3PT%	FT%
9/9	27.7	8.2	4.2	2.4	1.2	.388	.350	.800

Last Game: Had 5 rebounds and 1 assist vs. Utah
Notes: Has hit a three in eight of nine games this season, including 2 threes six times ... has scored in double figures four times



#3 | Tyler Haws
Guard
6-5 | 200 | So.
Alpine, Utah
Lone Peak HS

GP/GS	MPG	Pts	Reb	Ast	Stl	FG%	3PT%	FT%
9/9	33.2	20.1	5.6	2.9	1.2	.459	.333	.939

Last Game: Had 14 points and 6 rebounds and hit 10 of 10 from the free throw line vs. Utah ... completed a three-point play with 2:47 remaining to put BYU ahead for good
Notes: Has scored 20-plus points six times and has led the team in scoring four times



#12 | Josh Sharp
Forward
6-7 | 185 | So.
Highland, Utah
Lone Peak HS

GP/GS	MPG	Pts	Reb	Ast	Blk	FG%	3PT%	FT%
9/8	24.3	5.6	5.2	0.3	0.8	.537	.000	.545

Last Game: Posted 2 points, 9 rebounds and 2 steals vs. Utah
Notes: Has shot .500 or better five times ... had set a new career high in points in three-consecutive games before the Iowa State game



#0 | Brandon Davies
Forward
6-9 | 235 | Sr.
Provo, Utah
Provo HS

GP/GS	MPG	Pts	Reb	Ast	Blk	FG%	3PT%	FT%
9/9	27.8	17.9	7.3	2.8	1.9	.519	.250	.667

Last Game: Had 11 points, 6 rebounds, 3 blocks and 2 steals vs. Utah
Notes: Named preseason All-WCC and to the Wooden Award Preseason Top 50 ... has scored in double figures in 16-straight games dating back to last season ... has two double-doubles on the season

OFF THE BENCH

No.	Name	Pos.	Ht.	Wt.	Yr.	Pts.	Reb.	Hometown (Previous School)	Notes
1	Raul Delgado	G	6-2	195	Jr.	1.3	1.0	Chihuahua, Mexico (Western Neb. CC)	Had 1 rebound in 1 minute vs. Utah
5	Agustin Ambrosino	F	6-8	225	Jr.	2.1	1.0	Cordoba, Argentina (Salt Lake CC)	Did not play vs. Utah
10	Matt Carlino	G	6-2	175	So.	7.7	2.9	Scottsdale, Ariz. (Bloomington South HS)	Scored a season-high 19 points, hit 5 threes and had 5 assists and 3 steals vs. Utah
20	Anson Winder	G	6-3	195	So.	0.7	0.5	Las Vegas, Nev. (Bishop Gorman HS)	Had 3 points and 1 rebound vs. Utah
23	Cory Calvert	G	6-3	185	Fr.	1.3	0.4	Parker, Colo. (Chaparral HS)	Did not play vs. Utah
30	Cooper Ainge	G	6-0	175	Fr.	—	—	Wellesley, Mass. (Wellesley HS)	Is redshirting in 2012-13
33	Nate Austin	F	6-11	230	So.	3.4	4.0	Alpine, Utah (Lone Peak HS)	Had 2 points and 3 rebounds vs. Utah
42	Ian Harward	C	6-11	215	Fr.	2.2	1.4	Orem, Utah (Orem HS)	Had 2 points and 2 rebounds vs. Utah

BYU VS. WEBER STATE

Overall Series Record: BYU leads 27-10
 BYU Record in Provo: 19-0
 BYU Record in Ogden: 8-10
 BYU Record at Neutral Sites: 0-0
 BYU Record under Dave Rose: 7-0

Last 10 games vs. Weber State

1-8-03	at Weber State	69-75	L
12-20-03	Weber State	86-65	W
12-23-04	at Weber State	79-61	W
12-17-05	Weber State	80-54	W
12-2-06	at Weber State (OT)	73-69	W
12-5-07	Weber State	72-57	W
12-3-08	at Weber State	92-62	W
12-27-09	Weber State	87-70	W
12-21-10	at Weber State	72-66	W
12-7-11	Weber State	94-66	W

Weber States's projected starting lineup

No.	Name	Ht.	Pos.	Ppg	Rpg
5	Jordan Richardson	6-1	G	8.7	1.8
4	Scott Bamforth	6-2	G/F	11.8	3.2
15	Davion Berry	6-4	G/F	12.5	3.5
13	Frank Otis	6-6	F	9.7	5.8
44	Kyle Tresnak	6-10	C	10.7	5.5

Weber State's last game

W, 65-51 vs. UC Irvine, 12/8/12

BYU	CATEGORY	WEBER ST.
6-3, 0-0	W-L	4-2, 0-0
6-4	Last 10	6-4
4-1	Last 5	3-2
75.0	PPG	74.7
70.2	Opp PPG	58.8
+4.8	Margin	+15.8
.435	FG%	.469
.421	FG% Def	.372
.312	3FG%	.404
5.9	3FG/Game	6.0
.327	Opp 3FG%	.232
.720	FT%	.681
39.9	RPG	38.5
35.1	Opp RPG	34.0
+4.8	Margin	+4.5
17.1	Assist/Game	15.3
13.3	TO/Game	12.2
15.0	Opp TO/Game	13.5
+1.7	Margin	+1.3
7.9	Steals/Game	5.7
3.9	Blocks/Game	4.3

BY THE NUMBERS

- 2** Dave Rose and the Cougars have the second-longest current streak of consecutive 25-win campaigns at six (2006-07 to 2011-12). Only Bill Self and Kansas, owners of seven-consecutive 25-win seasons (2005-06 to 2011-12), have a longer current streak.
- 2.8** Matt Carlino is BYU's leader in assists at 4.7 per game and also in assist/turnover ratio at 2.8, good enough for fourth in the West Coast Conference. The BYU record for assist/turnover ratio in a season is 3.1, achieved by Nathan Call in 1991-92 when he posted 204 assists and 65 turnovers in 32 games.
- 6** The Cougars have won 25-plus games and advanced to the NCAA Tournament for six-straight seasons (2006-07 to 2011-12). Both streaks are program records.
- 8** Brandon Davies picked up where he left off last season, taking eight charges in the first eight games, including a season high of three vs. Tennessee State. He has now taken 39 charges since the beginning of last season. Nate Austin has taken three charges this season after drawing 29 offensive fouls last season.
- 15** Brandon Davies has two double-doubles this season, with 22 points and 10 rebounds vs. UTSA and 21 points and 10 rebounds vs. Montana. He now has 15 career double-doubles, including nine last season.
- 20** BYU posted 20-plus assists in consecutive games to start the season with 20 vs. Tennessee State and 21 vs. Georgia State. The last time the Cougars posted back-to-back 20 assist games was Jan. 7 and Jan. 14, 2012, against San Francisco and Santa Clara. Last season BYU averaged 17.1 assists per game, the sixth best average in NCAA Division I basketball. This season the Cougars are averaging 17.1 assists per game.
- 20.9** Tyler Haws opened the 2012-13 season with six-straight 20-point games and had 18 in the seventh. He is averaging 20.9 points per game while shooting .480 from the field, .367 from three and .923 from the free throw line.
- 50** Tyler Haws ended his freshman year by making his final 48 free throw attempts, a BYU record for charity-stripe shots without a miss. He extended the streak to 50 with two makes in the first half against Tennessee State. The streak ended with a miss in the second half but he made his last six to finish 8 of 9.
- 191** Dave Rose (2005 to present) is second all-time in BYU basketball history with 191 career victories, behind only the great Stan Watts, who coached the Cougars to 371 wins from 1949 to 1972 and was inducted into the Naismith Memorial Basketball Hall of Fame in 1986.

BYU BASKETBALL ON KSL NEWSRADIO, 102.7 FM AND 1160 AM; SIRIUSXM 143

The "Voice of the Cougars" is KSL's Greg Wrubell, in his 17th season as the play-by-play broadcaster for BYU Basketball. Joining Wrubell on the broadcasts is former Cougar letterman Mark Durrant, in his 16th year as game analyst. All game broadcasts start one hour prior to tipoff with "Cougar Pregame Live."

Other Ways to Listen

Fans can listen to the radio broadcasts via ksl.com and byuradio.org, and via the KSL and KSLGameCenter apps for iPhone and Android. Those in the Marriott Center can listen to home game broadcasts by tuning their portable radios to KSL's delay-free and static-free in-arena translator at 1100 AM.

Network Affiliates

KMGR 95.9 FM - Manti, Utah KSUB 590 AM - Cedar City, UT
 KDXU 890 AM - St. George, Utah KTHK 105.5 FM - Idaho Falls, Idaho

"BYU Basketball with Head Coach Dave Rose" on KSL Newsradio/BYU Radio

Dave Rose's weekly radio show is broadcast live from Legends Grille on the BYU campus, Tuesdays from 7 to 8 p.m. MST. The show will feature appearances by BYU players and coaches, and a question-and-answer segment with Coach Rose.

"BYU Basketball with Head Coach Dave Rose" on KSL 5 TV

Dave Rose's weekly television show airs Sunday evenings at 11:05 p.m. MST. The show will include game recaps and previews, and an "X's and O's" segment with Coach Rose.

LAST TIME OUT - BYU WINS DESERET FIRST DUEL

PROVO, Utah - After trailing the majority of the game, the BYU men's basketball team captured a 61-58 win over the University of Utah in the final minutes of the Deseret First Duel Saturday at the Marriott Center. BYU, now 6-3 on the year, has won the Deseret First Duel trophy in men's basketball every year since the Duel began in 2007-08.

The Cougars took their first lead since early in the first half at 55-53 with 4:21 remaining in the game on a corner three by Craig Cusick. After a series of Utah free throws put the Utes back ahead by two, sophomore Tyler Haws completed a three-point play to push BYU back in front at 59-58 with 2:47 to play.

The Utes failed to convert with 26 seconds remaining and Josh Sharp secured the rebound for the Cougars. Utah sent Haws to the line where he hit both attempts to extend BYU's lead to three, its largest of the night. With 16 seconds remaining, Utah failed on a three-point attempt to give the Cougars the 61-58 win.

Coming off the bench for BYU, sophomore Matt Carlino led the Cougars with 19 points, five assists and three steals. Joining Carlino in double-figures were Haws and senior Brandon Davies, with 14 and 11 points, respectively. Haws pulled down six boards and went 10 for 10 at the line while Davies contributed six rebounds, three blocks and two steals. Josh Sharp led BYU in rebounds with nine.

Utah opened the scoring two minutes into the game and Davies quickly followed with a jump shot to tie the score at 2-all. The Utes answered with back-to-back baskets to take a 6-2 lead while BYU struggled from beyond the arc shooting 0 of 5. Craig Cusick sunk a trey after five minutes of play to break the trend and cut Utah's lead to 6-5.

Carlino gave the Cougars their first lead, 7-6, at 14:11 and then stripped the ball from Dallin Bachynski to set up a Haws three-pointer that tied the score at 9-all. After Sharp snuck in a basket off an in-bound pass, Utah and Carlino

exchanged shots from beyond the arc to move the score to 22-17 in the Utes' favor with 6:30 remaining in the first half.

After two minutes of no points, Utah sunk a three-pointer to take a double-digit lead. With just under three minutes to play until halftime, the Utes hit a jumper to take their largest lead of the game at 31-19 with three minutes remaining in the half.

After a BYU bucket and series of free throws by Haws, Ian Harward tipped in a miss to cut Utah's lead to six with 1:44 on the clock. Utah ended the half with a three-point play to enter the break with a 35-26 lead. The Cougars struggled from the field in the first half, shooting just 9 of 31 (29.0 percent) while the Utes hit 13 of 28 (46.4 percent).

A perfect trip to the charity stripe and a bucket by Davies closed the gap to 36-30 to kick off the second half. Utah silenced BYU with five-straight points before Davies brought the Marriott Center to its feet with a dunk. Carlino kept the momentum with the Cougars on a breakaway layup for a 41-34 Utah lead with 15:44 on the clock.

An Anson Winder layup, assisted by Carlino with a downcourt pass, and two shots from the charity stripe from Haws cut Utah's lead to three (43-40) with 13:09 remaining in the second. After falling behind by six, Carlino tied the game at 52 with back-to-back shots from beyond the arc with 4:45 to play. With under four minutes to go, Cusick contributed another trey to give BYU its first lead since the initial minutes of the game. The Cougars would go on to win the game 61-58.

QUICK FACTS

University Information

Location: Provo, Utah 84602
 Elevation: 4,553 feet
 Enrollment: 32,955 (Daytime)
 Founded: October 15, 1875
 Owned: The Church of Jesus Christ of Latter-day Saints
 Nickname: Cougars
 Mascot: Cosmo
 Colors: Blue and White
 Arena (capacity): Marriott Center (21,000)
 Conference: West Coast Conference
 President: Cecil O. Samuelson (Utah, 1966)
 Athletic Director: Tom Holmoe (BYU, 1983)
 Athletic Website: BYUCougars.com
 Tickets: (801) 422-BYU1 or (800) 322-BYU1

2012-13 Preview

Lettermen Returning/Lost: 8/6
 Newcomers: 4
 Returning Redshirt Freshmen: 1
 Starters Returning/Lost: 4/2*
 Returning Points: 56.9% (1,552 of 2,727 points)
 Returning Rebounds: 66.1% (890 of 1,347 rebounds)
 Returning Assists: 69.1% (414 of 599 assists)
 Returning Blocks: 53.2% (82 of 154 blocks)
 Returning Minutes: 63.4% (4,439 of 7,000 minutes)
 *Includes Tyler Haws, who started as a freshman

2011-12 Review

Overall Record: 26-9
 Conference Record/Finish: 12-4 (3rd)
 2012 Postseason: (1-1) Lost, NCAA Second Round
 (Louisville) vs. Marquette, 68-88
 2012 Final National Ranking: NR/NR

BYU Coaching Staff

Head Coach: Dave Rose
 Alma Mater (year): Houston (1983)
 Record at School (years): 190-57 (8th year)
 Career Division I Record (years): same
 Basketball Office Fax: (801) 422-5965
 Assistant Coaches (Alma Mater, year)
 Terry Nashif (BYU, 2005)
 Tim LaComb (Utah, 2006)
 Mark Pope (Kentucky, 1996)
 Dir. of Basketball Operations: Mike Hall (BYU, 2005)
 Coord. of Player Development: Garrett Faucette (BYU, 2008)

BYU History

First Year of Basketball: 1903
 Overall All-Time Record: 1671-1017 (.622)
 Winning Seasons: 85 (last 2012)
 Regular Season Conf. Championships: 29 (last 2011)
 Postseason Appearances (record): 37 (26-37)
 Total NCAA Appearances (record): 27 (15-29)
 Last NCAA Appearance: 2012
 First Round: W vs. No. 14 seed Iona, 78-72
 Second Round: L vs. No. 3 seed Marquette, 68-88
 Total NIT Appearances (Record): 10 (12-8)
 Last NIT Appearance: 2006
 Result: (0-1) lost at Houston, 77-67

2012-13 STORYLINES AND NOTES

Player and team notes

- Craig Cusick and Agustin Ambrosino made their first starts of the season against Cal State Northridge, replacing Matt Carlino and Josh Sharp in the starting five. For Cusick it was his fourth career start and for Ambrosino his first. Cusick has remained a starter while Sharp has returned to the lineup.
- Josh Sharp had his best game as a Cougar against Montana, posting a season-high 13 points on 6 of 8 shooting and adding 8 rebounds.
- Tyler Haws's 32 points against Cal State Northridge are the most points by a BYU player since Jimmer Fredette scored 32 vs. Florida in the NCAA Tournament on March 24, 2011. The only other Cougar to score 30 or more since Fredette was Matt Carlino, who scored 30 at San Francisco last season on Feb. 16, 2012.
- The Cougars played one of their best all-around games against Montana, posting a season-low seven turnovers and season highs of nine threes, .429 shooting from three and 27 free throw attempts. The 85 points, .517 shooting percentage and 11 steals were the second-best marks in their respective categories this season.
- BYU defeated Utah despite shooting just 31.1 percent (19 of 61) from the field. The Cougars have shot 31.1 percent or worse 27 times since the 1960-61 season and won just three of those games. In addition to the Utah win, BYU defeated UC Santa Barbara 57-48 on Dec. 29, 1999 while shooting 29.6 percent (16 of 54) and Air Force 68-60 on Feb. 13, 1992 while shooting 30.4 percent (17 of 56).
- Tyler Haws hit 10 of 10 from the free throw line vs. Utah, his second game this season shooting 100 percent from the line while attempting at least 10 free throws. Haws has three such games in his career, tied for the second-most in BYU history with Danny Ainge, Lee Cummard, Russell Larson and Kenneth Roberts. Jimmer Fredette holds the record for most games shooting perfect from the line while attempting at least 10 free throws with four. The record for most perfect free throw games in a season (minimum 10 attempts) is shared by Larson (1993-94) and Roberts (1994-95).

Fast start for Tyler Haws

Tyler Haws opened 2012-13 with one of the best starts to a season in the history of BYU basketball. He started the season with six-straight 20-point games, the second best such streak in program history. Only Devin Durrant started a season with more consecutive 20-point games, seven in 1983-84. Haws's streak ended when he scored 18 against Montana in the seventh game of the season. What makes Haws's start even more impressive is that he's the only sophomore on the list and he returned in April from a two-year mission for The Church of Jesus Christ of Latter-day Saints in the Philippines.

Name	Class	Season	Consecutive 20-Point Games (point totals)
Devin Durrant	Senior	1983-84	7 (28, 35, 20, 35, 23, 33, 27)
Tyler Haws	Sophomore	2012-13	6 (22, 22, 23, 21, 20, 32)
Danny Ainge	Senior	1980-81	5 (24, 22, 22, 29, 29)
Kresimir Cosic	Junior	1971-72	5 (30, 31, 33, 23, 30)
Michael Smith	Senior	1988-89	5 (24, 29, 30, 33, 20)

Davies does it all

Brandon Davies stuffed the stat sheet in the opener against Tennessee State, tallying 16 points, 7 rebounds, 3 assists, 4 blocks and 2 steals while drawing 3 charges. He did it again vs. Georgia State with 28 points, 9 rebounds, 3 assists, 3 blocks and 2 steals. Davies had maybe his most complete game against Montana with 21 points, 10 rebounds, 6 assists, 2 blocks and 4 steals. Through nine games he is averaging 17.9 points, 7.3 rebounds, 2.8 assists, 1.9 blocks and 1.4 steals. Last season he became the second Cougar in history to average at least one of everything (points, rebounds, assists, steals and blocks). Russell Larson is the only other BYU player to produce a 'one of everything' season and did so twice, in 1993-94 and 1994-95 (blocks and steals were not tracked until the 1977-78 season).

Dave Rose

BYU head coach Dave Rose has led BYU to its most successful eight-year run since taking over in 2005. His career record of 191-57 ranks him second in BYU history in total victories and first in winning percentage (.770). Rose has been named conference coach of the year three times, district coach of the year twice and has guided the Cougars to four conference titles, six NCAA Tournament appearances and six 25-win seasons. In 2010 he led BYU to its first NCAA Tournament win in 17 years and the Cougars have also won at least one tournament game in the two seasons since, including a trip to the Sweet 16 in 2011.

Rose among the nation's best

Dave Rose is fifth in career winning percentage among active NCAA Division I head coaches (as of 12/3/12).

Coach	Yrs.	W	L	Pct.	Coach	Yrs.	W	L	Pct.
1. Roy Williams, UNC	24	682	171	0.800	6. John Calipari, Kentucky	20	511	155	0.767
2. Mark Few, Gonzaga	13	351	91	0.794	7. Mike Krzyzewski, Duke	37	936	291	0.763
3. Brad Stevens, Butler	5	146	42	0.777	8. Bo Ryan, Wisconsin	28	657	208	0.760
4. Thad Matta, Ohio State	12	329	97	0.772	9. Jamie Dixon, Pittsburgh	9	247	78	0.760
5. Dave Rose, BYU	7	191	57	0.770	10. Bill Self, Kansas	19	483	159	0.752

Rose vs. the state

BYU basketball coach Dave Rose has compiled a record of 25-6 vs. instate opponents since taking over in 2005-06. He has the best winning percentage (.806) of any coach vs. instate teams during that time and the second-most wins (Utah State's Stew Morrill is 26-8 vs. instate teams since 2005-06 for a .765 winning percentage). BYU plays at Weber State on Dec. 15 and host Utah State on Feb. 19.

Rose vs.	W	L	Rose vs.	W	L
Utah	12	3	Weber State	7	0
Utah State	3	3	Southern Utah	3	0

HONORS CANDIDATES

Brandon Davies • All-America Candidate

- Has scored in double figures 9 times and shot .500 or better in 5 of 8 games
- Totaled 21 points, 10 boards, 6 assists, 2 blocks and 4 steals vs. Montana
- Registered a double-double with 22 points and 10 rebounds vs. UTSA and added 3 assists and a block
- Had 19 points, 5 rebounds and 2 blocks vs. Florida State
- Posted 28 points, 9 boards, 3 assists, 3 blocks and 2 steals vs. Georgia State
- Opened 2012-13 with 16 points, 7 boards, 3 assists, 4 blocks, 2 steals vs. Tennessee State
- Earned a spot on the Wooden Award Preseason Top 50 and the Lute Olson Award Preseason All-America team
- Named preseason All-WCC by the league's coaches
- Named to the 2012 All-West Coast Conference Team and NABC All-District 9 Second Team

Tyler Haws • All-WCC Candidate

- Has scored 20-plus points in six of nine games to start the season
- Scored a career-best 32 points vs. CSUN
- Scored 20 points and added 6 rebounds and 3 assists vs. UTSA
- Had 21 points, 8 rebounds, 4 assists and 2 steals vs. Notre Dame and earned a spot on the Acura CVC Classic All-Tournament Team
- Posted season highs of 23 points, nine rebounds, five assists (tied a season high), 3 steals and 1 block vs. Florida State
- Had 22 points, 7 rebounds, 5 assists and 2 steals vs. Georgia State
- Totaled 22 points and 4 boards and hit 8 of 9 free throws in season opener vs. Tennessee State
- Named to All-MWC Third Team, Academic All-MWC and the HoopTV Las Vegas Classic All-Tournament Team in 2009-10
- Named Male Rookie of the Year at the Y Awards and was named team's Most Inspirational Player at the team banquet
- Averaged 11.3 points and 4.2 rebounds and shot .498 from the field, .368 from three and .917 from the free throw line — a school record and the fourth-best percentage in NCAA history for a freshman
- Posted season highs of 24 points, 11 rebounds, 6 assists, 4 steals and 2 blocks

Matt Carlino • All-WCC Candidate

- Owns a 2.7 assist/turnover ratio
- Had 19 points, hit 5 of 10 threes and added 5 assists and 3 steals vs. Utah
- Posted 12 points, 3 rebounds and 3 assists at Iowa State
- Had 8 points, 6 assists and a steal vs. CSUN
- Totaled 11 points, 7 assists, 4 rebounds and 4 steals vs. Georgia State
- Posted 9 points, 10 assists and 5 rebounds in season opener vs. Tennessee State
- Named All-WCC Honorable Mention and to the WCC All-Freshman Team in 2012
- Averaged 12.2 points, 4.6 assists, 3.0 rebounds and 1.4 steals and started in 24 of 25 games played in 2011-12
- Posted season highs of 30 points, 7 rebounds, 11 assists and 4 steals
- In league games was 14th in scoring, 4th in assists, T-9th in steals, T-12th in 3-point FGs and 3rd in assist/turnover ratio

2012-13 BYU STARTING LINEUPS

Opponent	(1)	(2)	(3)	(4)	(5)
Tennessee State	Carlino	Zylstra	Haws	Sharp	Davies
Georgia State	Carlino	Zylstra	Haws	Sharp	Davies
vs. Florida State	Carlino	Zylstra	Haws	Sharp	Davies
vs. Notre Dame	Carlino	Zylstra	Haws	Sharp	Davies
UTSA	Carlino	Zylstra	Haws	Sharp	Davies
Cal State Northridge	Cusick	Zylstra	Haws	Ambrosino	Davies
vs. Montana	Cusick	Zylstra	Haws	Sharp	Davies
at Iowa State	Cusick	Zylstra	Haws	Sharp	Davies
Utah	Cusick	Zylstra	Haws	Sharp	Davies
at Weber State					
Eastern New Mexico					
at Baylor					
Northern Arizona					
vs. Virginia Tech					
Loyola Marymount					
at San Francisco					
Pepperdine					
at Santa Clara					
Saint Mary's					
San Diego					
at Gonzaga					
at Portland					
at Pepperdine					
Santa Clara					
at San Diego					
San Francisco					
Portland					
Utah State					
at Saint Mary's					
Gonzaga					
Loyola Marymount					
Won-Loss Records	(1)	(2)	(3)	(4)	(5)
3-2	Carlino	Zylstra	Haws	Sharp	Davies
2-1	Cusick	Zylstra	Haws	Sharp	Davies
1-0	Cusick	Zylstra	Haws	Ambrosino	Davies

GAMES PLAYED

	2012-13	Career
Brandon Davies	9 (6-3)	108 (89-19)
Brock Zylstra	9 (6-3)	92 (73-19)
Tyler Haws	9 (6-3)	44 (36-8)
Craig Cusick	9 (6-3)	44 (32-12)
Nate Austin	9 (6-3)	44 (32-12)
Anson Winder	6 (4-2)	40 (30-10)
Josh Sharp	9 (6-3)	37 (26-11)
Matt Carlino	9 (6-3)	34 (24-10)
Agustin Ambrosino	8 (5-3)	same
Raul Delgado	7 (5-2)	same
Cory Calvert	7 (4-3)	same
Ian Harward	9 (6-3)	same

GAMES STARTED

	2012-13	Career
Brandon Davies	9 (6-3)	71 (56-15)
Tyler Haws	9 (6-3)	42 (34-8)
Brock Zylstra	9 (6-3)	37 (26-11)
Matt Carlino	5 (3-2)	29 (21-8)
Anson Winder	0 (0-0)	15 (12-3)
Craig Cusick	4 (3-1)	7 (5-2)
Josh Sharp	8 (5-3)	same
Nate Austin	0 (0-0)	1 (1-0)
Agustin Ambrosino	1 (1-0)	same

STREAKS

Streak	12-13	Overall
Current won/loss streak	1 win	same
At home	5 wins	8 wins
On the road	1 loss	2 losses
On a neutral floor	1 win	same
At home vs. Nonconference	5 wins	8 wins
At home vs. WCC	—	3 wins
On the road vs. Nonconference	1 loss	same
On the road vs. WCC	—	1 loss
On a neutral floor vs. Nonconference	1 win	same
On a neutral floor vs. WCC	—	1 loss
At regular season tournament	2 losses	same
At WCC Tournament	—	1 loss
NCAA Tournament	—	1 loss
At NIT	—	2 losses
Games with a 3-point make	9	519

LEADS AND DEFICITS, BYU'S BIGGEST...

halftime lead	20 (48-28 vs. UTSA, 11/21/12)
halftime lead lost in defeat	1 (32-31 vs. UND, 11/17/12)
halftime deficit	11 (37-48 at Iowa State, 12/1/12)
halftime deficit erased in victory	9 (26-35 vs. Utah, 12/8/12)
overall lead	29 (37-8 vs. Georgia St., 11/13/12)
margin of victory	25 (85-60 vs. Montana, 11/28/12)
lead lost in defeat	7 (49-42 vs. UND, 11/17/12)
overall deficit	27 (50-77 vs. Florida St., 11/16/12)
deficit overcome in victory	12 (19-31 vs. Utah, 12/8/12)

BYU CAREER RANKINGS

Points				Rebounds				Blocks			
Name	Years	GP	Points	Name	Years	GP	Rebounds	Name	Years	GP	Blocks
1. Jimmer Fredette	2007-11	139	2599	1. Michael Smith	1983-84, 86-89	122	922	1. Jackson Emery	2005-06, 08-11	133	249
2. Danny Ainge	1977-81	118	2467	2. Kresimir Cosic	1970-73	79	919	2. Danny Ainge	1977-81	118	195
3. Michael Smith	1983-84, 86-89	122	2319	2. Alan Taylor	1976-80	110	919	3. Marty Haws	1986-90	123	182
4. Devin Durrant	1978-80, 82-84	117	2285	4. Greg Kite	1979-83	112	847	4. Jimmer Fredette	2007-11	139	167
5. Russell Larson	1991-95	129	1885	5. Fred Roberts	1978-82	119	838	5. Jonathan Tavernari	2006-10	132	165
6. Fred Roberts	1978-82	119	1841	6. Steve Trumbo	1978-82	116	835	6. Scott Sinek	1981-85	115	140
7. Jeff Chatman	1984-88	122	1824	7. Russell Larson	1991-95	129	821	7. Nathan Call	1986-88, 90-92	129	138
8. Mekeli Wesley	1997-01	115	1740	8. John Benson	1954-57	78	803	8. Russell Larson	1991-95	129	131
9. Mark Bigelow	1998-99, 01-04	120	1715	9. Mark Handy	1973-77	96	801	9. Lee Cumnard	2005-09	131	129
10. Ken Roberts	1990-91, 93-96	126	1652	10. Bruce Burton	1960-63	78	776	10. Matt Montague	1996-97, 99-02	122	124
11. Lee Cumnard	2005-09	131	1569	11. Ken Roberts	1990-91, 93-96	126	753	11. Randy Reid	1992-96	125	118
12. Jonathan Tavernari	2006-10	132	1519	12. Herschel Pedersen	1953-56	73	721	12. Mark Bigelow	1998-99, 01-04	120	116
13. Kresimir Cosic	1970-73	79	1513	13. Jay Cheesman	1973-77	103	712	13. Ken Roberts	1990-91, 93-96	126	104
14. Jay Cheesman	1973-77	103	1408	14. Jeff Chatman	1984-88	122	696	14. Justin Weidauer	1991-92, 95-98	85	102
15. Roland Minson	1948-51	106	1407	15. Lee Cumnard	2005-09	131	686	15. Terrell Lyday	1999-01	66	99
16. Andy Toolson	1984-85, 87-90	117	1388	16. Trent Plaisted	2004-08	103	686	16. Mekeli Wesley	1997-01	115	97
17. Trent Plaisted	2004-08	103	1372	17. John Fairchild	1963-65	53	678	16. Brandon Davies	2009-present	108	97
18. Joe Nelson	1947-50	89	1360	18. Nick Mateljan	1951-54	77	673	18. Robbie Reid	1993-95	64	94
19. Marty Haws	1986-90	123	1337	19. Jonathan Tavernari	2006-10	132	660	19. Scott Runia	1976-80	110	92
20. Dick Nemelka	1963-66	78	1299	19. Kari Liimo	1966-69	76	655	20. Mike Hall	2003-05	60	89
21. Alan Taylor	1976-80	110	1284	20. Devin Durrant	1978-80, 82-84	117	643	21. Rafael Araujo	2002-04	62	88
22. Jackson Emery	2005-06, 08-11	133	1235	21. Brandon Davies	2009-present	108	619	22. Mark Durrant	1989-90, 92-95	128	87
23. Doug Richards	1971-74	78	1218	22. Mekeli Wesley	1997-01	115	617	23. Jimmy Balderson	2001-02, 04-07	115	85
24. Gary Trost	1987-88, 90-93	114	1205	Assists				24. Brian Taylor	1982-84, 86-88	118	84
25. Brandon Davies	2009-present	108	1204	Name	Years	GP	Assists	24. Andy Toolson	1984-85, 87-90	117	84
26. Eldon Brinley	1927-31	—	1195	1. Matt Montague	1996-97, 99-02	122	570	26. Marty Perry	1982-85	85	83
27. Noah Hartsock	2008-12	134	1191	2. Danny Ainge	1977-81	118	539	27. Bob Capener	1981-83, 85-87	97	82
28. Joe Richey	1950-53	89	1177	3. Nathan Call	1986-88, 90-92	129	528	27. Jeff Chatman	1984-88	122	82
29. Randy Reid	1992-96	125	1170	4. Jimmer Fredette	2007-11	139	515	29. Fred Roberts	1978-82	119	81
30. Kari Liimo	1966-69	76	1156	5. Marty Haws	1986-90	123	502	30. Devin Durrant	1978-80, 82-84	117	77
31. Elwood Romney	1929-33	—	1150	6. Randy Reid	1992-96	125	458	31. Steve Craig	1975-76, 78-81	112	76
32. Doug Howard	1967-70	79	1143	7. Scott Runia	1976-80	110	405	31. Nathan Cooper	1995-96, 98-01	122	76
33. Travis Hansen	2000-03	86	1137	8. Lee Cumnard	2005-09	131	372	31. Jared Miller	1990-93	88	76
34. Steve Schreiner	1988-91	93	1128	9. Austin Ainge	2003-07	101	355	34. Austin Ainge	2003-07	101	75
35. Mel Hutchins	1947-48, 49-51	95	1123	10. Fred Roberts	1978-82	119	341	35. Brett Applegate	1982-84	60	74
36. John Fairchild	1963-65	53	1109	11. Brian Taylor	1982-84, 86-88	118	330	--			
37. Gary Earnest	1958-61	77	1108	12. Steve Craig	1975-76, 78-81	112	329	Brock Zylstra	2009-present	92	60
38. Terrell Lyday	1999-01	66	1105	13. Michael Smith	1983-84, 86-89	122	317	Matt Carlino	2011-present	34	48
39. Mark Handy	1973-77	96	1098	14. Jackson Emery	2005-06, 08-11	133	312	Double-Doubles			
40. Bruce Burton	1960-63	78	1089	15. Scott Sinek	1981-85	115	311	Name	Years	DDs	
41. Keena Young	2004-07	88	1068	16. Marty Perry	1982-85	85	299	1. Kresimir Cosic	1970-73	47	
42. Scott Runia	1976-80	110	1051	17. Ken Roberts	1990-91, 93-96	126	272	2. John Fairchild	1964-65	38	
43. Bernie Fryer	1970-72	55	1030	18. Devin Durrant	1978-80, 82-84	117	268	3. Alan Taylor	1976-80	34	
44. Dave Eastis	1958-61	69	1015	19. Mark Bigelow	1998-99, 01-04	120	260	4. Steve Trumbo	1978-82	30	
				20. Mark Durrant	1989-90, 92-95	128	258	5. Michael Smith	1983-84, 86-89	29	
				21. Chris Nikchevich	1982-85	88	250	6. Brett Applegate	1982-84	28	
				22. Bob Capener	1981-83, 85-87	97	235	7. Russell Larson	1991-95	27	
				23. Robbie Reid	1993-95	64	226	8. Jay Cheesman	1973-77	26	
				24. Nathan Cooper	1995-96, 98-01	122	208	9. Rafael Araujo	2002-04	24	
				25. Andy Toolson	1984-85, 87-90	117	198	9. Kari Liimo	1966-69	24	
				26. Steve Trumbo	1978-82	116	195	11. Mark Handy	1973-77	22	
				27. Kevin Santiago	1988-90	59	193	12. Bruce Burton	1960-63	21	
				28. Gary Trost	1987-88, 90-93	114	186	12. Paul Ruffner	1968-70	21	
				29. Jonathan Tavernari	2006-10	132	182	14. Fred Roberts	1978-82	20	
				30. Michael Vranes	1996-97, 98-00	63	171	15. Greg Kite	1979-83	18	
				31. Greg Ballif	1977-78, 79-82	106	168	15. Steve Kramer	1963-66	18	
				32. Brian Dignan	1997-99	55	157	17. Trent Plaisted	2004-08	17	
				33. Ben Murdock	2006-08	66	157	17. Ken Roberts	1990-91, 93-96	17	
				34. Matt Carlino	2011-present	34	156	19. Jim Eakins	1965-68	16	
				34. Mekeli Wesley	1997-01	115	154	19. Tom Gneiting	1984-87	16	
				35. Travis Hansen	2000-03	86	150	21. Brandon Davies	2009-present	15	
				35. Brandon Davies	2008-present	108	150				

BYU'S RECORD WHEN ...

Venue	2012-13	Under Rose
Overall	6-3	191-57
Home	5-0	107-8
Away	0-1	56-31
Neutral	1-2	28-18
Lead at the half/end of game...	2012-13	Under Rose
BYU leads at the half	5-1	162-16
Opponent leads at the half	1-2	24-37
Score tied at the half	0-0	5-4
BYU leads w/5 min left	5-0	180-5
Opponent leads w/5 min left	1-3	9-51
Score tied w/5 min left	0-0	2-1
BYU leads w/1 min left	6-0	186-0
Opponent leads w/1 min left	0-3	3-54
Score tied w/1 min left	0-0	2-3
Game goes into overtime	0-0	6-3
BYU scores...	2012-13	Under Rose
100-plus points	0-0	9-0
90-99 points	0-0	30-0
80-89 points	5-0	62-6
70-79 points	0-1	69-20
60-69 points	1-2	18-26
60 or less points	0-0	3-5
Opponent scores...	2012-13	Under Rose
100-plus points	0-0	1-0
90-99 points	0-0	3-5
80-89 points	0-2	9-21
70-79 points	1-1	32-26
60-69 points	4-0	86-5
50-59 points	1-0	43-0
50 or less points	0-0	18-0
BYU double figure scorers	2012-13	Under Rose
One player in double figures	0-0	1-4
Two players in double figures	1-1	23-15
Three players in double figures	5-1	73-26
Four players in double figures	0-1	63-11
Five players in double figures	0-0	25-1
Six players in double figures	0-0	6-0
Shooting and rebounding	2012-13	Under Rose
BYU shoots 50% or better	4-0	85-7
Opponent shoots 50% or better	0-2	12-23
BYU outshoots opponent	5-0	156-10
Opponent outshoots BYU	1-3	34-45
Teams shoot equal FG%	0-0	1-2
BYU outrebounds opponent	5-1	145-14
Opponent outrebounds BYU	0-2	37-40
BYU, opponent tie in rebounds	1-0	9-3
Wins, losses and rest	2012-13	Under Rose
Coming off a win	3-2	143-47
Coming off a loss	3-1	48-10
Two-plus days between games	6-2	168-45
One day between games	0-0	14-2
Playing the next day	0-1	9-10
Days	2012-13	Under Rose
Monday	0-0	2-0
Tuesday	1-0	29-3
Wednesday	2-0	47-10
Thursday	0-0	17-11
Friday	1-1	21-5
Saturday	2-2	75-28

BYU'S RECORD WHEN ...

On television	2012-13	Under Rose
All games on TV	6-2	155-51
On BYUtv	6-0	42-4
On ESPN	0-0	0-1
On ESPN2	0-0	2-6
On ESPNU	0-0	5-1
On truTV	0-2	1-2
On CBS	0-0	4-5
Top 25	2012-13	Under Rose
vs. a top 25 opponent	0-1	8-17
as a top 25 team	0-0	57-16
Months	2012-13	Under Rose
November	5-2	38-8
December	1-1	45-12
January	0-0	42-15
February	0-0	42-7
March	0-0	24-15
Margin of victory/defeat	2012-13	Under Rose
1-4 points	1-0	17-12
5-9 points	0-0	35-13
10-15 points	1-1	48-18
16-19 points	3-1	22-11
20-29 points	1-1	43-3
30-39 points	0-0	16-0
40-49 points	0-0	6-0
50+ points	0-0	4-0

DUNKS

	2012-13	Career
Brandon Davies	5	63
Nate Austin	2	6
Brock Zylstra	—	2
Tyler Haws	1	3
Josh Sharp	4	5
Anson Winder	—	1
BYU	12	
Opponents	8	

FREE THROW STREAKS

Haws	50	2/13/10 - 11/9/12
Haws	19	11/21/12 - 11/28/12
Haws	15	11/9/12 - 11/17/12
Davies	12	11/21/12 - 11/28/12
Zylstra	11	3/13/12 - 11/24/12
Haws	10	12/8/12 - current
Cusick	6	11/16/12 - current

LATE GAME FREE THROWS

Player	5:00-2:00	2:00-0:00
Brandon Davies	8-12 (.667)	0-0 (.000)
Matt Carlino	3-4 (.750)	0-0 (.000)
Tyler Haws	5-6 (.833)	4-4 (1.000)
Craig Cusick	0-0 (.000)	0-2 (.000)
Anson Winder	0-0 (.000)	1-2 (.500)
Josh Sharp	1-2 (.500)	0-0 (.000)
Ian Harward	0-0 (.000)	1-2 (.500)
Totals	17-24 (.708)	6-10 (.600)
Under Rose	450-626 (.719)	571-752 (.759)



Senior forward Brandon Davies



Sophomore guard Tyler Haws

2012-13 SCORING BY HALF (BYU-OPPONENT)

Opponent	1st half	Margin	FG %	2nd half	Margin	FG %	OT	Margin	FG %	Final	Margin	FG %
TENNESSEE STATE	34-28	+6	48.3-38.5	47-38	+9	61.5-31.0	—	—	—	81-66	+15	54.5-33.8
GEORGIA STATE	44-26	+18	58.1-26.5	36-36	0	44.8-45.2	—	—	—	80-62	+18	51.7-35.4
vs. Florida State	35-44	-9	36.1-60.0	35-44	-9	30.8-56.0	—	—	—	70-88	-18	33.3-58.0
vs. Notre Dame	32-31	+1	42.3-35.5	36-47	-11	40.6-63.6	—	—	—	68-78	-10	38.1-52.1
UTSA	48-28	+20	55.9-39.3	33-34	-1	46.2-39.4	—	—	—	81-62	+19	51.7-39.3
CS NORTHBRIDGE	46-40	+6	42.4-46.4	41-35	+6	51.6-38.9	—	—	—	87-75	+12	46.9-42.2
vs. Montana	42-31	+11	62.5-48.0	43-29	+14	44.1-29.2	—	—	—	85-60	+25	51.7-38.8
at Iowa State	37-48	-11	42.4-51.7	25-35	-10	31.3-44.8	—	—	—	62-83	-21	36.9-48.3
UTAH	26-35	-9	29.0-46.4	35-23	+12	33.3-25.0	—	—	—	61-58	+3	31.1-36.5
at Weber State												
EASTERN NM												
at Baylor												
NORTHERN ARIZONA												
vs. Virginia Tech												
LMU												
at San Francisco												
PEPPERDINE												
at Santa Clara												
SAINT MARY'S												
SAN DIEGO												
at Gonzaga												
at Portland												
at Pepperdine												
SANTA CLARA												
at San Diego												
SAN FRANCISCO												
PORTLAND												
UTAH STATE												
at Saint Mary's												
GONZAGA												
at LMU												
Season Totals	38.2-34.6	+3.7	45.0-43.8	36.8-35.7	+1.1	41.9-40.6	—	—	—	75.0-70.2	+4.8	43.5-42.1

2012-13 OFFENSIVE TRENDS (BYU-OPPONENT)

Opponent	Pts/Paint		Pts Off TO		2nd Chance Pts		Fastbreak Pts		Bench Pts		Big Run	Big Lead
TENNESSEE STATE	40-18	+22	17-17	0	2-11	-9	18-2	+16	16-13	+3	9-0/7-0	19/5
GEORGIA STATE	42-24	+18	20-15	+5	7-8	-1	14-4	+10	7-6	+1	16-0/9-0	29/-
vs. Florida State	25-34	-9	15-20	-5	15-6	+9	15-4	+11	18-37	-19	12-0/13-0	-/27
vs. Notre Dame	28-30	-2	13-8	+5	19-4	+15	4-4	0	16-10	+6	7-0/12-0	7/10
UTSA	34-22	+12	15-9	+6	11-5	+6	12-2	+10	24-6	+18	8-0/7-0	23/2
CS NORTHBRIDGE	42-32	+10	14-13	+1	13-17	-4	16-0	+16	22-16	+6	12-0/8-0	12/4
vs. Montana	32-16	+16	26-7	+19	9-7	+2	4-0	+4	19-18	+1	12-0/6-0	25/-
at Iowa State	30-32	-2	13-21	-8	8-12	-4	4-4	0	25-19	+6	5-0/12-0	2/22
UTAH	18-22	-4	13-6	+7	9-8	+1	4-0	+4	26-23	+3	6-0/7-0	3/12
at Weber State												
EASTERN NM												
at Baylor												
NORTHERN ARIZONA												
vs. Virginia Tech												
LMU												
at San Francisco												
PEPPERDINE												
at Santa Clara												
SAINT MARY'S												
SAN DIEGO												
at Gonzaga												
at Portland												
at Pepperdine												
SANTA CLARA												
at San Diego												
SAN FRANCISCO												
PORTLAND												
UTAH STATE												
at Saint Mary's												
GONZAGA												
at LMU												
Season Totals	291-230	+61	146-116	+30	93-79	+15	91-20	+71	173-148	+25		
Times Led, Record (W/L/T)	5-0/1-3/0-0		5-1/0-2/1-0		3-2/3-1/0-0		6-1/0-0/0-2		6-2/0-1/0-0			
Under Rose (W/L/T)	123-18/58-37/10-2		148-20/36-35/7-2		119-19/61-35/11-3		136-27/37-18/18-12		111-28/74-28/6-1			



2012-13 WCC Standings (as of 12/11/12)

	Overall	Pct	WCC	Pct
No. 16 Gonzaga	9-1	.900	0-0	.000
Saint Mary's	6-2	.750	0-0	.000
Santa Clara	6-2	.750	0-0	.000
San Francisco	5-2	.714	0-0	.000
BYU	6-3	.667	0-0	.000
Pepperdine	6-3	.667	0-0	.000
Loyola Marymount	5-4	.556	0-0	.000
San Diego	5-5	.500	0-0	.000
Portland	3-6	.333	0-0	.000

WCC Players of the Week

Nov. 12	Kevin Foster, Santa Clara
Nov. 19	Johnny Dee, San Diego
Nov. 26	Elias Harris, Gonzaga
Dec. 3	Cole Dickerson, San Francisco
Dec. 10	Johnny Dee, San Diego

2012-13 WCC Preseason Poll

Team (First Place Votes)	Points
1. Gonzaga (7)	63
2. BYU (1)	55
3. Saint Mary's (1)	52
4. Loyola Marymount	37
5. San Diego	36
6. Santa Clara	35
7. San Francisco	19
8. Portland	15

2012-13 Preseason All-WCC Team

Player	School	Yr.	Pos.
Gary Bell, Jr.	Gonzaga	So.	G
Brandon Davies	BYU	Sr.	F
Johnny Dee	San Diego	So.	G
Matthew Dellavedova	Saint Mary's	Sr.	G
Sam Dower	Gonzaga	Jr.	C
Kevin Foster	Santa Clara	Sr.	G
Elias Harris	Gonzaga	Sr.	F
Stephen Holt	Saint Mary's	Jr.	G
Anthony Ireland	Loyola Marymount	Jr.	G
Kevin Pangos	Gonzaga	So.	G

TEAM	All	Conf
WCC Stats (12/11/12)		
Scoring Offense	5th	—
Scoring Defense	9th	—
Scoring Margin	6th	—
FT Percentage	2nd	—
FG Percentage	8th	—
FG Percentage Defense	5th	—
3FG Percentage	9th	—
3FG Percentage Defense	3rd	—
3-Point FG Made/Game	8th	—
Rebounding Offense	3rd	—
Rebounding Defense	T7th	—
Rebounding Margin	5th	—
Blocked Shots	T3rd	—
Assists	2nd	—
Steals	3rd	—
Turnover Margin	4th	—
Assist/Turnover Ratio	2nd	—
Offensive Rebounds	2nd	—
Defensive Rebounds	3rd	—
Defensive Reb Pct	3rd	—
Offensive Reb Pct	5th	—
NCAA Stats (12/9/12)	Rank	Actual
Won-Lost Percentage	97	66.7
Scoring Offense	63	75.0
Scoring Defense	248	70.2
Scoring Margin	137	4.8
Field-Goal Percentage	172	43.5
Field-Goal Pct Defense	175	42.1
3-Point Field Goals/Game	197	5.9
3-Point Field-Goal Pct	162	31.2
3-Point FG Defense	162	32.7
Free-Throw Percentage	89	72.0
Rebound Margin	87	4.8
Assists Per Game	19	17.1
Assist Turnover Ratio	33	1.28
Blocked Shots Per Game	132	3.9
Steals Per Game	115	7.9
Turnovers Per Game	123	13.3
Turnover Margin	118	1.7
Personal Fouls Per Game	197	18.4

INDIVIDUAL	Top BYU player - All	Top BYU player - Conf
WCC (12/11/12)		
Scoring	Tyler Haws - 3rd	—
Rebounding	Brandon Davies - 6th	—
FG Percentage	Brandon Davies - 9th	—
Assists	Matt Carlino - 7th	—
FT Percentage	Tyler Haws - 1st	—
Steals	Brandon Davies - T9th	—
3FG Percentage	—	—
3FG Made/Game	Brock Zylstra - T13th	—
Blocked Shots	Brandon Davies - 1st	—
Assist/TO Ratio	Matt Carlino - 3rd	—
Offensive Rebounds	Josh Sharp - T4th	—
Defensive Rebounds	Brandon Davies - 5th	—
Minutes Played	Tyler Haws - 6th	—
NCAA Stats (12/9/12)	BYU Player - Rank	Actual
Points Per Game	Tyler Haws - 24	20.1
	Brandon Davies - 77	17.9
Field Goal Percentage	Brandon Davies - 98	51.9
	Tyler Haws - 201	45.9
Free Throw Percentage	Tyler Haws - 12	93.9
Rebounds Per Game	Brandon Davies - 165	7.3
Assists Per Game	Matt Carlino - 101	4.6
Blocked Shots Per Game	Brandon Davies - 74	1.89
Assist/Turnover Ratio	Matt Carlino - 41	2.73
Double-Doubles	Brandon Davies - 88	2.0

BYU BASKETBALL
ROSTER AND CAREER HIGHS

No.	Name	Pos.	Ht.	Wt.	Yr.	Hometown (Previous School)	Pronunciations
0	Brandon Davies	F	6-9	235	Sr.	Provo, Utah (Provo HS)	AGUSTIN AMBROSINO AH-go-steen ahm-bro-SEE-no
1	Raul Delgado	G	6-2	195	Jr.	Chihuahua, Mexico (Western Neb. CC)	ANSON WINDER AN-sun WINE-der
2	Craig Cusick	G	6-2	185	Sr.	Orem, Utah (Utah)	BROCK ZYLSTRA ZIL-stra
3	Tyler Haws	G	6-5	200	So.	Alpine, Utah (Lone Peak HS)	MATT CARLINO car-LEE-no
5	Agustin Ambrosino	F	6-8	225	Jr.	Cordoba, Argentina (Salt Lake CC)	RAUL DELGADO rah-OOL del-GAH-doh
10	Matt Carlino	G	6-2	175	So.	Scottsdale, Ariz. (Bloomington South HS)	TERRY NASHIF NASH-if
12	Josh Sharp	F	6-7	185	So.	Highland, Utah (Utah)	IAN HARWARD HAR-word
13	Brock Zylstra	G	6-6	210	Sr.	La Verne, Calif. (Bonita HS)	ROBERT RAMOS RAY-mus
20	Anson Winder	G	6-3	195	So.	Las Vegas, Nev. (Bishop Gorman HS)	
23	Cory Calvert	G	6-3	185	Fr.	Parker, Colo. (Chaparral HS)	
30	Cooper Ainge	G	6-0	175	Fr.	Wellesley, Mass. (Wellesley HS)	
33	Nate Austin	F	6-10	230	So.	Alpine, Utah (Lone Peak HS)	
42	Ian Harward	C	6-11	215	Fr.	Orem, Utah (Orem HS)	

Head Coach: Dave Rose, 8th year (Houston, 1983)

Assistant Coaches: Terry Nashif (BYU, 2005); Tim LaComb (Utah, 2006); Mark Pope (Kentucky, 1996)

Director of Basketball Operations: Mike Hall (BYU, 2005)

Coordinator of Player Development: Garrett Faucette (BYU, 2008)

Team Trainer: Robert Ramos (BYU, 1995)

2012-13 SEASON AND CAREER HIGHS

#	Player	Points	Rebounds	Assists
0	Brandon Davies	Season: 28 vs. GSU Career: 29 at Pepperdine (11-12)	10 vs. UTSA, vs. Montana 22 vs. San Diego (11-12)	6 vs. Montana 6, three times, last vs. Montana (12-13)
1	Raul Delgado	Season: 5 vs. Montana Career: same	4 vs. GSU same	1 vs. GSU, vs. FSU, vs. UTSA, vs. Montana same
2	Craig Cusick	Season: 10 vs. FSU Career: 12 at Portland, vs. Marquette (11-12)	8 vs. UTSA same	4 vs. TSU, vs. UTSA 8 vs. Weber State (11-12), vs. Iona (11-12)
3	Tyler Haws	Season: 32 vs. CSUN Career: same	9 vs. FSU 11, twice, last at UTEP (09-10)	5 vs. GSU, vs. FSU 6 vs. Idaho State (09-10)
5	Agustin Ambrosino	Season: 6 vs. UTSA, vs. Montana Career: same	3 vs. UTSA same	2 vs. UTSA same
10	Matt Carlino	Season: 19 vs. Utah Career: 30 at San Francisco (11-12)	5 vs. TSU 7 vs. Buffalo (11-12), at USD (11-12)	10 vs. TSU 11 vs. Buffalo (11-12)
12	Josh Sharp	Season: 13 vs. Montana Career: same	10 vs. Notre Dame same	1 vs. TSU, vs. Notre Dame, vs. CSUN 3 vs. Longwood (11-12)
13	Brock Zylstra	Season: 14 vs. CSUN Career: 26 vs. Buffalo (11-12)	7 vs. CSUN 9 vs. Portland (11-12)	5 vs. CSUN 5 vs. UCSB (11-12), vs. CSUN (12-13)
20	Anson Winder	Season: 3 vs. Utah Career: 20 vs. Buffalo (11-12)	2 at Iowa State 6 at San Francisco (11-12)	— 9 vs. Northern Arizona (11-12)
23	Cory Calvert	Season: 4 vs. FSU Career: same	1 vs. TSU, vs. UTSA, at Iowa State same	2 vs. FSU same
33	Nate Austin	Season: 8 at Iowa State Career: 15 vs. Weber State (11-12)	8 vs. FSU 10 at Gonzaga (11-12)	2 vs. GSU 3 vs. San Diego (11-12)
42	Ian Harward	Season: 7 vs. Notre Dame Career: same	4 vs. Montana same	1 vs. Montana same

GEOGRAPHIC BREAKDOWN

Argentina	Agustin Ambrosino
Mexico	Raul Delgado
Arizona	Matt Carlino
California	Brock Zylstra
Colorado	Cory Calvert
Massachusetts	Cooper Ainge
Nevada	Anson Winder
Utah	Nate Austin, Brandon Davies, Craig Cusick, Ian Harward, Tyler Haws, Josh Sharp

CLASS BREAKDOWN

Seniors	Juniors	Sophomores	Freshmen
Craig Cusick Brandon Davies Brock Zylstra	Agustin Ambrosino Raul Delgado	Nate Austin Matt Carlino Tyler Haws Josh Sharp Anson Winder	Cooper Ainge* Cory Calvert Ian Harward

*Redshirting in 2012-13

CAREER HIGHLIGHTS

- 191-57 overall record (second all-time at BYU in wins) for a BYU record .770 winning percentage
- With 185 victories through first seven seasons is fourth all-time for best career starts by wins in NCAA history
- With 159 victories through first six seasons is tied for third all-time for best career starts by wins in NCAA history
- Fourth among active coaches in career winning percentage, behind Roy Williams, Mark Few and John Calipari and ahead of Thad Matta and Mike Krzyzewski
- Four Mountain West Conference regular season titles, a BYU and MWC record
- Three-time MWC Coach of the Year (2006, 2007, 2011)
- Two-time USBWA District VIII Coach of the Year (2006, 2011)
- Naismith Coach of the Year Finalist in 2011
- Finalist for the Clair Bee Award in 2010
- Honorable Mention for National Coach of the Year by Scout.com (2006)
- Six-consecutive trips to the NCAA Tournament, a BYU record
- Six-consecutive 25-win seasons, a BYU record
- BYU basketball has 11 25-win seasons in its 110-year history and Rose has been the head coach of six of those teams
- Holds top two spots for wins in a season in BYU history with 32 in 2010-11 and 30 in 2009-10
- Only BYU coach to win at least 20 games in each of his first seven seasons
- Took BYU to the Sweet 16 in 2011 for the first time since 1981
- Coached Jimmer Fredette, the 2011 Consensus National Player of the Year (received the Wooden Award, Naismith Trophy, Oscar Robertson Trophy and other national awards)



Scan to view Rose's profile on BYUcougars.com



COACHING EXPERIENCE

- BYU Head Coach (2005-present)
- BYU Associate Head Coach (2000-2005)
- BYU Assistant Coach (1997-2000)
- Dixie State Head Coach (1990-1997)
- Dixie State Assistant Coach (1987-1990)
- Assistant coach at Pine View High School (1986-87)
- Head coach at Millard High School (1983-86)

SERVICE

- A member of the National Coaches vs. Cancer Council that includes Mike Krzyzewski (Duke), Roy Williams (North Carolina), Jim Boeheim (Syracuse) and Mike Brey (Notre Dame)
- Assisting with the Hope Lodge, a facility to be constructed in Salt Lake City to house families of cancer patients
- NABC Game Pillar Award for Service in 2008
- 63rd recipient of the Dale Rex Memorial Award
- Honorary Chair of the Children with Cancer Christmas Foundation
- Was the first coach in the state of Utah to participate in the American Cancer Society's nationwide Coaches vs. Cancer campaign
- Lobbied before Congress for more funding for cancer research in September 2010

EDUCATION

- Houston (1983, B.A.)

PLAYING CAREER

- Played baseball and basketball at Dixie State College
- Played for Houston from 1980-83 (played in 1980-81 and 82-83, redshirted in 1981-82)
- Co-Captain on the famous "Phi-Slamma Jamma" team that featured Hakeem (then Akeem) Olajuwon and Clyde Drexler
- Helped Houston achieve a No. 1 ranking and reach the national championship game in 1983

MISSION

- Manchester England (1977-79)

PERSONAL/FAMILY

- Wife: Cheryl
- Children: Daughter Chanell and husband Brock Reichner, son Garrett and wife Brooke, daughter Taylor
- Dave and Cheryl Rose have seven grandchildren

ROSE'S BYU COACHING LEDGER

Season	Overall	Pct.	Home	Pct.	Away	Pct.	Neutral	Pct.	Conf.	Pct.	Tourney	NCAA/NIT
05-06	20-9	.690	14-1	.933	5-7	.417	1-2	.500	12-4	.750	0-1	0-1 NIT
06-07	25-9	.735	17-0	1.000	6-7	.462	2-2	.500	13-3	.813	2-1	0-1 NCAA
07-08	27-8	.771	16-0	1.000	9-3	.615	3-3	.500	14-2	.875	2-1	0-1 NCAA
08-09	25-8	.758	14-2	.875	8-5	.750	2-3	.400	12-4	.750	1-1	0-1 NCAA
09-10	30-6	.833	15-1	.938	10-4	.714	5-1	.833	13-3	.813	1-1	1-1 NCAA
10-11	32-5	.865	13-1	.929	10-1	.909	9-3	.750	14-2	.875	2-1	2-1 NCAA
11-12	26-9	.743	13-3	.813	8-3	.727	5-3	.625	12-4	.750	1-1	1-1 NCAA
12-13	6-3	.667	5-0	1.000	0-1	.000	1-2	.333	0-0	.000	0-0	—
Totals	191-57	.770	107-8	.930	56-31	.644	28-18	.609	90-22	.804	9-7	4-7

TOP CAREER START BASED ON CURRENT NUMBER OF YEARS (THROUGH 2011-12)

Coach, School	Yrs.	W	L	Pct.
Steve Prohm, Murray State	1	31	2	.939
Andy Toole, Robert Morris	2	44	25	.638
Shaka Smart, VCU	3	84	28	.750
John Groce, Illinois	4	85	56	.603
Brad Stevens, Butler	5	139	40	.777
Anthony Grant, Alabama	6	139	64	.685
Dave Rose, BYU	7	185	54	.774
Sean Miller, Arizona	8	189	82	.697
Jamie Dixon, Pittsburgh	9	238	77	.756
Mike Anderson, Arkansas	10	218	112	.661
Randy Bennett, Saint Mary's	11	235	118	.666
Thad Matta, Ohio State	12	323	96	.771
Mark Few, Gonzaga	13	342	90	.792
Bruce Weber, Kansas State	14	313	155	.669
Mark Gottfried, NC State	15	303	167	.645

BEST CAREER STARTS BY WINS, 7 SEASONS

Coach, School	Date	W	L	Pct.
Mark Few, Gonzaga	2000-06	188	41	.821
Jamie Dixon, Pittsburgh	2004-10	188	54	.777
Everett Case, NC State	1947-53	187	45	.806
Dave Rose, BYU	2006-12	185	54	.774
Roy Williams, Kansas	1989-95	184	51	.783
Thad Matta, Butler, Xavier, OSU	2001-07	183	53	.775
Larry Brown, UCLA & Kansas	1980-81, 84-88	172	60	.741

ROSE'S MILESTONE VICTORIES

Win	Date	Opponent	Score	Record
25	12/06/06	San Jose State	81-69	25-11 (.694)
50	11/23/07	vs. No. 6 Louisville	78-76	50-18 (.735)
75	11/20/08	North Florida	74-41	75-26 (.743)
100	11/20/09	at Hawaii	83-65	100-34 (.746)
125	03/06/10	at TCU	107-77	125-38 (.767)
150	02/09/11	at Air Force	90-52	150-42 (.781)
175	01/16/12	at San Diego	82-63	175-49 (.781)



0 — BRANDON DAVIES

6-9 • 235 • SENIOR • FORWARD • PROVO, UTAH (PROVO HS)

2012-13 SEASON — PPG: 17.9 RPG: 7.3 APG: 2.8 SPG: 1.4 BPG: 1.9 FG%: .519 3FG%: .250 FT%: .667

Last Time Out

- Scored 11 points while adding 6 rebounds, 3 blocks and 2 steals vs. Utah

Scan for Davies' bio on BYUcougars.com



In 2012-13

- Has scored in double figures in all nine games and shot .500 or better in five of nine games
- Has dished out 3 or more assists seven different times this season
- Scored 21 points and added 10 rebounds, 6 assists, 2 blocks and 4 steals vs. Montana
- Posted his first double-double of the season with 22 points, 10 rebounds, 3 assists and 1 block vs. UTSA
- Totaled 19 points, 5 rebounds, 1 assist and 2 blocks vs. Florida State and hit first 3-pointer of the season
- Scored 22 points on 10 of 14 shooting from the field and 8 of 10 from the free throw line and added 9 boards, 3 assists, 3 blocks and 2 steals vs. Georgia State
- Posted 16 points on 7 of 9 shooting and added 7 boards, 3 assists, a career-best 4 blocks and 2 steals vs. TSU
- Named to the Wooden Award Preseason Top 50 list, the Lute Olson Preseason All-America team and the preseason All-WCC Team

Other

- Mother is Linda Kathleen Davies and has one brother and one sister
- Played for Craig Drury at Provo High School where he helped lead the Bulldogs to state titles as a sophomore and junior and a second-place finish as a senior

2012-13 SEASON HIGHS

PTS	28, Georgia State – 11/13/12
1st H	12, Georgia State – 11/13/12
2nd H	16, Georgia State – 11/13/12
REB	10, twice, last vs. Montana – 11/28/12
AST	6, vs. Montana – 11/28/12
STL	4, vs. Montana – 11/28/12
BLK	4, Tennessee State – 11/9/12
FGM	10, Georgia State – 11/13/12
FGA	17, Iowa State – 12/01/12
3PM	1, vs. Florida State – 11/16/12
3PA	2, at Iowa State – 12/1/12
FTM	9, vs. Montana – 11/28/12
FTA	17, vs. Montana – 11/28/12

CAREER HIGHS

PTS	29, at Pepperdine – 1/21/12
REB	22, San Diego – 12/31/11
AST	6, 3 times, last vs. Montana – 11/28/12
STL	8, at Portland – 2/4/12
BLK	4, Tennessee State – 11/9/12
FGM	11, at Saint Mary's -- 12/29/11
FGA	18, 3 times, last at Gonzaga – 2/23/12
3PM	1, twice, last vs. FSU – 11/16/12
3PA	2, at Iowa State – 12/1/12
FTM	15, at Pepperdine – 1/21/12
FTA	18, at Pepperdine – 1/21/12

MISCELLANEOUS

	12-13	Career
Double-Figure PTS	9 (6-3)	63 (50-13)
20-plus Pts	4 (3-1)	15 (12-3)
Double-Figure REB	2 (2-0)	15 (12-3)
Double-Doubles	2 (2-0)	15 (12-3)
3-plus STL	1 (1-0)	8 (5-3)
3-plus BLK	3 (3-0)	6 (6-0)
3-plus 3-point FG	0 (0-0)	0 (0-0)
Scoring Leader	4 (3-1)	16 (10-6)
Rebound Leader	6 (5-1)	36 (27-9)
Assist Leader	2 (1-1)	7 (6-1)

2012-13 GAME-BY-GAME

Opponent	Date	GS	Min	FG	FGA	Pct	3FG	FGA	Pct	FT	FTA	Pct	Off	Def	TR	Avg	Pf	FO	A	TO	Blk	Stl	Pts	Avg	
TENNESSEE STATE	11/09/12	*	31	7	9	.778	0	0	.000	2	4	.500	0	7	7	7.0	4	0	3	5	4	2	16	16.0	
GEORGIA STATE	11/13/12	*	29	10	14	.714	0	0	.000	8	10	.800	2	7	9	8.0	3	0	3	3	3	2	28	22.0	
vs. Florida State	11/16/12	*	21	6	11	.545	1	1	1.000	6	8	.750	2	3	5	7.0	4	0	1	3	2	0	19	21.0	
vs. Notre Dame	11/17/12	*	18	4	11	.364	0	0	.000	4	7	.571	2	3	5	6.5	4	0	3	2	0	0	12	18.8	
UTSA	11/21/12	*	26	7	13	.538	0	0	.000	8	8	1.000	3	7	10	7.2	3	0	3	6	1	0	22	19.4	
CS NORTHRIDGE	11/24/12	*	29	5	10	.500	0	0	.000	2	2	1.000	1	7	8	7.3	3	0	3	1	1	1	12	18.2	
vs. Montana	11/28/12	*	33	6	13	.462	0	1	.000	9	17	.529	3	7	10	7.7	0	0	6	1	2	4	21	18.6	
at Iowa State	12/01/12	*	30	7	17	.412	0	2	.000	6	10	.600	3	3	6	7.5	4	0	3	3	1	2	20	18.8	
UTAH	12/08/12	*	33	4	10	.400	0	0	.000	3	6	.500	4	2	6	7.3	3	0	0	3	3	2	11	17.9	
at Weber State	12/15/12																								
EASTERN NM	12/18/12																								
at Baylor	12/21/12																								
NORTHERN ARIZONA	12/27/12																								
vs. Virginia Tech	12/29/12																								
LMU	01/03/13																								
at San Francisco	01/05/13																								
PEPPERDINE	01/10/13																								
at Santa Clara	01/12/13																								
SAINT MARY'S	01/16/13																								
SAN DIEGO	01/19/13																								
at Gonzaga	01/24/13																								
at Portland	01/26/13																								
at Pepperdine	01/31/13																								
SANTA CLARA	02/02/13																								
at San Diego	02/07/13																								
SAN FRANCISCO	02/09/13																								
PORTLAND	02/16/13																								
UTAH STATE	02/19/13																								
at Saint Mary's	02/21/13																								
GONZAGA	02/28/13																								
at LMU	03/02/13																								
Totals			9	250	56	108	.519	1	4	.250	48	72	.667	20	46	66	7.3	28	0	25	27	17	13	161	17.9

CAREER STATISTICS (ALL GAMES)

Year	GP	GS	Min	Avg	FG	FGA	Pct	3FG	FGA	Pct	FT	FTA	Pct	Off	Def	TR	Avg	Pf	FO	A	TO	Blk	Stl	Pts	Avg
2009-10	35	1	474	13.5	69	128	.539	0	1	.000	50	88	.568	30	74	104	3.0	91	1	9	47	14	13	188	5.4
2010-11	29	26	721	24.9	115	219	.525	0	0	.000	93	138	.674	63	117	180	6.2	90	4	43	44	27	20	323	11.1
2011-12	35	35	1002	28.6	196	380	.516	1	3	.333	139	210	.662	79	190	269	7.7	114	4	73	100	47	51	532	15.2
2012-13	9	9	250	27.8	56	108	.519	1	4	.250	48	72	.667	20	46	66	7.3	28	0	25	27	17	13	161	17.9
TOTAL	108	71	2447	22.7	436	835	.522	2	8	.250	330	508	.650	192	427	619	5.7	323	9	150	218	105	104	1204	11.1

CAREER STATISTICS (CONFERENCE GAMES)

Year	GP	GS	Min	Avg	FG	FGA	Pct	3FG	FGA	Pct	FT	FTA	Pct	Off	Def	TR	Avg	Pf	FO	A	TO	Blk	Stl	Pts	Avg
2009-10	15	0	187	12.5	29	63	.460	0	1	.000	22	41	.537	13	35	48	3.2	35	0	3	21	5	6	80	5.3
2010-11	14	14	395	28.2	54	111	.486	0	0	.000	51	74	.689	30	72	102	7.3	46	2	29	25	16	13	159	11.4
2011-12	16	16	491	30.7	103	191	.539	0	0	.000	82	121	.678	37	92	129	8.1	54	2	35	55	25	29	288	18.0
TOTAL	45	30	1073	23.8	186	365	.510	0	1	.000	155	236	.657	80	199	279	6.2	135	4	67	101	46	48	527	11.7



1 — RAUL DELGADO 6-2 • 195 • JUNIOR • GUARD • CHIHUAHUA, MEXICO (WESTERN NEBRASKA CC)

2012-13 SEASON — PPG: 1.3 RPG: 1.0 APG: 0.57 SPG: 0.3 BPG: 0.0 FG%: .286 3FG%: .167 FT%: .000

Last Time Out

- Played 1 minute against Utah

Scan for Delgado's bio on BYUcougars.com



In 2012-13

- Scored a career-high 5 points and hit his first career three vs. Montana
- Scored first career points as a Cougar with a jumper vs. UTSA
- Totaled 4 rebounds and 1 assist in 10 minutes vs. Georgia State
- Posted 1 steal vs. Tennessee State in first career action at BYU

Before BYU

- Played two seasons at Western Nebraska Community College for Russell Beck and was a team captain
- As a sophomore in 2011-12 led WNCC to a 26-7 record, averaged 18.3 points, 3.2 rebounds and 1.8 steals per game while shooting .485 from the field, .433 from three and .768 from the free throw line
- Hit 93 3-pointers on the season and posted season highs of 45 points, 12 threes, 7 assists and 6 steals

Other

- Parents are Luis Raul Delgado Torres and Maria de Los Angeles Cruz Muños and has one sister
- Lived with his adoptive family, David and Cheri Ereksen and their five children, when he came to the United States

2012-13 SEASON HIGHS

PTS	5, vs. Montana – 11/28/12
1st H	3, vs. Montana – 11/28/12
2nd H	2, vs. Montana – 11/28/12
REB	4, Georgia State – 11/13/12
AST	1, 4 times, last vs. Montana – 11/28/12
STL	1, twice, last vs. Montana – 11/28/12
BLK	—
FGM	2, vs. Montana – 11/28/12
FGA	4, Iowa State – 12/01/12
3PM	1, vs. Montana – 11/28/12
3PA	2, vs. Montana – 11/28/12
FTM	—
FTA	—

MISCELLANEOUS

	12-13	Career
Double-Figure PTS	0 (0-0)	0 (0-0)
20-plus Pts	0 (0-0)	0 (0-0)
Double-Figure REB	0 (0-0)	0 (0-0)
Double-Doubles	0 (0-0)	0 (0-0)
3-plus STL	0 (0-0)	0 (0-0)
3-plus BLK	0 (0-0)	0 (0-0)
3-plus 3-point FG	0 (0-0)	0 (0-0)
Scoring Leader	0 (0-0)	0 (0-0)
Rebound Leader	0 (0-0)	0 (0-0)
Assist Leader	0 (0-0)	0 (0-0)

2012-13 GAME-BY-GAME

Opponent	Date	GS	Min	FG	FGA	Pct	3FG	FGA	Pct	FT	FTA	Pct	Off	Def	TR	Avg	PF	FO	A	TO	Blk	Stl	Pts	Avg	
TENNESSEE STATE	11/09/12		5	0	0	.000	0	0	.000	0	0	.000	0	0	0	0.0	0	0	0	0	0	1	0	0.0	
GEORGIA STATE	11/13/12		10	0	1	.000	0	1	.000	0	0	.000	1	3	4	2.0	2	0	1	0	0	0	0	0.0	
vs. Florida State	11/16/12		7	0	2	.000	0	1	.000	0	0	.000	0	0	0	1.3	1	0	1	0	0	0	0	0.0	
vs. Notre Dame	11/17/12	DNP																							
UTSA	11/21/12		6	1	3	.333	0	0	.000	0	0	.000	0	0	0	1.0	1	0	1	0	0	0	2	0.5	
CS NORTHBRIDGE	11/24/12	DNP																							
vs. Montana	11/28/12		10	2	3	.667	1	2	.500	0	0	.000	0	0	0	0.8	2	0	1	0	0	1	5	1.4	
at Iowa State	12/01/12		10	1	4	.250	0	1	.000	0	0	.000	1	1	2	1.0	1	0	0	1	0	0	2	1.5	
UTAH	12/08/12		1	0	1	.000	0	1	.000	0	0	.000	1	0	1	1.0	0	0	0	0	0	0	0	1.3	
at Weber State	12/15/12																								
EASTERN NM	12/18/12																								
at Baylor	12/21/12																								
NORTHERN ARIZONA	12/27/12																								
vs. Virginia Tech	12/29/12																								
LMU	01/03/13																								
at San Francisco	01/05/13																								
PEPPERDINE	01/10/13																								
at Santa Clara	01/12/13																								
SANT MARY'S	01/16/13																								
SAN DIEGO	01/19/13																								
at Gonzaga	01/24/13																								
at Portland	01/26/13																								
at Pepperdine	01/31/13																								
SANTA CLARA	02/02/13																								
at San Diego	02/07/13																								
SAN FRANCISCO	02/09/13																								
PORTLAND	02/16/13																								
UTAH STATE	02/19/13																								
at Saint Mary's	02/21/13																								
GONZAGA	02/28/13																								
at LMU	03/02/13																								
Totals			0	49	4	14	.286	1	6	.167	0	0	.000	3	4	7	1.0	7	0	4	1	0	2	9	1.3

CAREER STATISTICS (ALL GAMES)

Year	GP	GS	Min	Avg	FG	FGA	Pct	3FG	FGA	Pct	FT	FTA	Pct	Off	Def	TR	Avg	PF	FO	A	TO	Blk	Stl	Pts	Avg
2012-13	7	0	49	7.0	4	14	.286	1	6	.167	0	0	.000	3	4	7	1.0	7	0	4	1	0	2	9	1.3
TOTAL	7	0	49	7.0	4	14	.286	1	6	.167	0	0	.000	3	4	7	1.0	7	0	4	1	0	2	9	1.3

CAREER STATISTICS (CONFERENCE GAMES)

Year	GP	GS	Min	Avg	FG	FGA	Pct	3FG	FGA	Pct	FT	FTA	Pct	Off	Def	TR	Avg	PF	FO	A	TO	Blk	Stl	Pts	Avg
2012-13	0	0	0	0.0	0	0	.000	0	0	.000	0	0	.000	0	0	0	0.0	0	0	0	0	0	0	0	0.0
TOTAL	0	0	0	0.0	0	0	.000	0	0	.000	0	0	.000	0	0	0	0.0	0	0	0	0	0	0	0	0.0



2 — CRAIG CUSICK

6-2 • 185 • SENIOR • GUARD • OREM, UTAH (UTAH)

2012-13 SEASON — PPG: 5.6 RPG: 2.8 APG: 2.7 SPG: 1.2 BPG: 0.0 FG%: .356 3FG%: .367 FT%: .636

Last Time Out

- Contributed 8 points, 2 assists and 2 steals against Utah

Scan for Cusick's bio on BYUcougars.com



In 2012-13

- Has hit a three in 8 of 9 games, and posted 2-plus assists in each game this season
- Totaled 6 points, 3 rebounds, 2 assists and 3 steals vs. Montana
- Posted 7 points on 3 of 3 shooting, a career-high 8 rebounds, 4 assists and 1 steal vs. UTSA
- Had 5 points, 2 assists and 1 rebound vs. Notre Dame
- Scored 10 points and added 2 rebounds and 3 assists vs. Florida State
- Scored 6 points and added 4 rebounds and 4 assists against Tennessee State

In 2011-12

- Named Academic All-WCC and to the NABC Honors Court and received Silver Honors on the WCC Commissioner's Honor Roll
- Posted season highs of 12 points, 4 rebounds, 8 assists and 4 steals

Other

- Parents are Randy and Debbie Cusick
- Wife's name is Sadie

2012-13 SEASON HIGHS

PTS	10, vs. Florida State – 11/16/12
1st H	5 vs. Utah – 12/8/12
2nd H	10, vs. Florida State – 11/16/12
REB	8, vs. UTSA – 11/21/12
AST	4, TSU – 11/9/12, UTSA – 11/21/12
STL	3, vs. Montana – 11/28/12
BLK	—
FGM	3, twice, last UTSA – 11/21/12
FGA	11, vs. Florida State – 11/16/12
3PM	2, 3 times, last vs. Utah – 12/8/12
3PA	7, vs. Florida State – 11/16/12
FTM	2, 3 times, last vs. Utah – 12/8/12
FTA	5, Tennessee State – 11/9/12

CAREER HIGHS

PTS	12, twice, last vs. Marquette – 3/15/12
REB	8, vs. UTSA – 11/21/12
AST	8, 2 times, last vs. Iona – 3/13/12
STL	4, at Portland – 2/4/12
BLK	—
FGM	4, at Portland – 2/4/12
FGA	11, vs. Florida State – 11/16/12
3PM	3, twice, last vs. Marquette – 3/15/12
3PA	7, vs. Florida State – 11/16/12
FTM	4, twice, last at Pepperdine – 1/21/12
FTA	6, at Pepperdine – 1/21/12

MISCELLANEOUS

	12-13	Career
Double-Figure PTS	1 (0-1)	4 (2-2)
20-plus Pts	0 (0-0)	0 (0-0)
Double-Figure REB	0 (0-0)	0 (0-0)
Double-Doubles	0 (0-0)	0 (0-0)
3-plus STL	1 (1-0)	2 (2-0)
3-plus BLK	0 (0-0)	0 (0-0)
3-plus 3-point FG	0 (0-0)	2 (1-1)
Scoring Leader	0 (0-0)	0 (0-0)
Rebound Leader	0 (0-0)	0 (0-0)
Assist Leader	2 (1-1)	8 (4-4)

2012-13 GAME-BY-GAME

Opponent	Date	GS	Min	FG	FGA	Pct	3FG	FGA	Pct	FT	FTA	Pct	Off	Def	TR	Avg	PF	FO	A	TO	Blk	Stl	Pts	Avg	
TENNESSEE STATE	11/09/12		22	2	4	.500	1	1	1.000	1	5	.200	0	4	4	4.0	0	0	4	3	0	0	6	6.0	
GEORGIA STATE	11/13/12		23	1	5	.200	1	4	.250	0	0	.000	0	1	1	2.5	1	0	2	1	0	2	3	4.5	
vs. Florida State	11/16/12		30	3	11	.273	2	7	.286	2	2	1.000	1	1	2	2.3	3	0	3	0	0	1	10	6.3	
vs. Notre Dame	11/17/12		13	1	3	.333	1	2	.500	2	2	1.000	0	1	1	2.0	2	0	2	1	0	0	5	6.0	
UTSA	11/21/12		29	3	3	1.000	1	1	1.000	0	0	.000	0	8	8	3.2	1	0	4	3	0	1	7	6.2	
CS NORTHRIDGE	11/24/12	*	33	2	6	.333	1	4	.250	0	0	.000	1	2	3	3.2	0	0	2	2	0	1	5	6.0	
vs. Florida State	11/28/12	*	27	2	6	.333	2	5	.400	0	0	.000	0	3	3	3.1	3	0	2	0	0	3	6	6.0	
at Iowa State	12/01/12	*	22	0	1	.000	0	1	.000	0	0	.000	0	3	3	3.1	1	0	3	1	0	1	0	5.3	
UTAH	12/08/12	*	29	2	6	.333	2	5	.400	2	2	1.000	0	0	0	2.8	2	0	2	2	0	2	8	5.6	
at Weber State	12/15/12																								
EASTERN NM	12/18/12																								
at Baylor	12/21/12																								
NORTHERN ARIZONA	12/27/12																								
vs. Virginia Tech	12/29/12																								
LMU	01/03/13																								
at San Francisco	01/05/13																								
PEPPERDINE	01/10/13																								
at Santa Clara	01/12/13																								
SAINT MARY'S	01/16/13																								
SAN DIEGO	01/19/13																								
at Gonzaga	01/24/13																								
at Portland	01/26/13																								
at Pepperdine	01/31/13																								
SANTA CLARA	02/02/13																								
at San Diego	02/07/13																								
SAN FRANCISCO	02/09/13																								
PORTLAND	02/16/13																								
UTAH STATE	02/19/13																								
at Saint Mary's	02/21/13																								
GONZAGA	02/28/13																								
at LMU	03/02/13																								
Totals			4	228	16	45	.356	11	30	.367	7	11	.636	2	23	25	2.8	13	0	24	13	0	11	50	5.6

CAREER STATISTICS (ALL GAMES)

Year	GP	GS	Min	Avg	FG	FGA	Pct	3FG	FGA	Pct	FT	FTA	Pct	Off	Def	TR	Avg	PF	FO	A	TO	Blk	Stl	Pts	Avg
2011-12	35	3	588	16.8	33	89	.371	22	58	.379	22	34	.647	5	47	52	1.5	39	0	74	25	0	29	110	3.1
2012-13	9	4	228	25.3	16	45	.356	11	30	.367	7	11	.636	2	23	25	2.8	13	0	24	13	0	11	50	5.6
TOTAL	44	7	816	18.5	49	134	.366	33	88	.375	29	45	.644	7	70	77	1.8	52	0	98	38	0	40	160	3.6

CAREER STATISTICS (CONFERENCE GAMES)

Year	GP	GS	Min	Avg	FG	FGA	Pct	3FG	FGA	Pct	FT	FTA	Pct	Off	Def	TR	Avg	PF	FO	A	TO	Blk	Stl	Pts	Avg
2011-12	16	0	286	17.9	18	49	.367	14	30	.467	10	16	.625	4	21	25	1.6	17	0	29	12	0	17	60	3.8
TOTAL	16	0	286	17.9	18	49	.367	14	30	.467	10	16	.625	4	21	25	1.6	17	0	29	12	0	17	60	3.8



3 — TYLER HAWS

6-5 • 200 • SOPHOMORE • GUARD • ALPINE, UTAH (LONE PEAK HS)

2012-13 SEASON — PPG: 20.1 RPG: 5.6 APG: 2.9 SPG: 1.2 BPG: 0.2 FG%: .459 3FG%: .333 FT%: .939

Last Time Out

- Scored 14 points while going 10 for 10 from the free throw line and adding 6 rebounds against Utah

Scan for Cusick's bio on BYUcougars.com



In 2012-13

- Has scored 20-plus points in six of nine games this season
- Scored a career-high 32 points and hit a career-best 12 of 12 from the free throw line vs. CSUN
- Named to the Acura Coaches vs. Cancer Classic All-Tournament Team
- Totaled team highs of 21 points and 4 assists against Notre Dame and added 8 rebounds and 2 steals
- Posted a near double-double with 23 points, 9 rebounds, 5 steals, 1 block and 3 steals vs. Florida State
- Filled the stat sheet with 22 points, 7 rebounds, 5 assists and 2 steals vs. Georgia State and shot 8 of 12 from the field and 4 of 6 from downtown

In 2009-10

- Named to All-MWC Third Team, Academic All-MWC and HoopTV Las Vegas Classic All-Tournament Team
- Averaged 11.3 points and 4.2 rebounds and shot .498 from the field, .368 from three and .917 from the free throw line

Other

- Named 5A state MVP as a junior and senior by the Salt Lake Tribune and as a sophomore by the Deseret News
- Led Lone Peak to state titles as a sophomore and junior and a second-place finish as a senior

2012-13 SEASON HIGHS

PTS	32, vs. CSUN – 11/24/12
1st H	17, vs. CSUN – 11/24/12
2nd H	17, vs. Notre Dame – 11/17/12
REB	9, vs. Florida State – 11/16/12
AST	5, GSU – 11/13/12, vs. FSU – 11/16/12
STL	3, vs. Florida State – 11/16/12
BLK	1, twice, last vs. Montana – 11/28/12
FGM	10, vs. Florida State – 11/16/12
FGA	20, twice, last vs. UND – 11/17/12
3PM	4, Georgia State – 11/13/12
3PA	6, Georgia State – 11/13/12
FTM	12, vs. CSUN – 11/24/12
FTA	12, vs. CSUN – 11/24/12

CAREER HIGHS

PTS	32, vs. CSUN – 11/24/12
REB	11, twice, last, at UTEP – 1/9/10
AST	6, Idaho State – 11/17/09
STL	4, Air Force – 2/13/10
BLK	2, Idaho State – 11/17/09
FGM	10, vs. Florida State – 11/16/12
FGA	20, twice, last vs. UND – 11/17/12
3PM	4, Wyoming – 1/20/10, GSU – 11/13/12
3PA	8, New Mexico – 2/27/10
FTM	12, vs. CSUN – 11/24/12
FTA	12, vs. CSUN – 11/24/12

MISCELLANEOUS

	12-13	Career
Double-Figure PTS	8 (6-2)	28 (24-4)
20-plus Pts	6 (4-2)	10 (8-2)
Double-Figure REB	0 (0-0)	2 (2-0)
Double-Doubles	0 (0-0)	2 (2-0)
3-plus STL	1 (0-1)	3 (2-1)
3-plus BLK	0 (0-0)	0 (0-0)
3-plus 3-point FG	1 (1-0)	5 (4-1)
Scoring Leader	4 (2-2)	9 (7-2)
Rebound Leader	1 (0-1)	9 (7-2)
Assist Leader	3 (0-3)	6 (3-3)

2012-13 GAME-BY-GAME

Opponent	Date	GS	Min	FG	FGA	Pct	3FG	FGA	Pct	FT	FTA	Pct	Off	Def	TR	Avg	PF	FO	A	TO	Blk	Stl	Pts	Avg	
TENNESSEE STATE	11/09/12	*	30	7	15	.467	0	2	.000	8	9	.889	0	4	4	4.0	1	0	1	1	0	0	22	22.0	
GEORGIA STATE	11/13/12	*	32	8	12	.667	4	6	.667	2	2	1.000	1	6	7	5.5	0	0	5	4	0	2	22	22.0	
vs. Florida State	11/16/12	*	35	10	20	.500	1	4	.250	2	2	1.000	6	3	9	6.7	3	0	5	3	1	3	23	22.3	
vs. Notre Dame	11/17/12	*	40	8	20	.400	0	2	.000	5	6	.833	2	6	8	7.0	2	0	4	2	0	2	21	22.0	
UTSA	11/21/12	*	35	8	16	.500	2	4	.500	2	2	1.000	2	4	6	6.8	1	0	3	3	0	0	20	21.6	
CS NORTHBRIDGE	11/24/12	*	33	9	17	.529	2	4	.500	12	12	1.000	3	3	6	6.7	2	0	1	2	0	0	32	23.3	
vs. Montana	11/28/12	*	31	6	12	.500	1	4	.250	5	6	.833	0	2	2	6.0	0	0	3	3	1	1	18	22.6	
at Iowa State	12/01/12	*	29	4	13	.308	1	4	.250	0	0	.000	1	1	2	5.5	2	0	3	5	0	2	9	20.9	
UTAH	12/08/12	*	34	2	10	.200	0	3	.000	10	10	1.000	2	4	6	5.6	2	0	1	1	0	1	14	20.1	
at Weber State	12/15/12																								
EASTERN NM	12/18/12																								
at Baylor	12/21/12																								
NORTHERN ARIZONA	12/27/12																								
vs. Virginia Tech	12/29/12																								
LMU	01/03/13																								
at San Francisco	01/05/13																								
PEPPERDINE	01/10/13																								
at Santa Clara	01/12/13																								
SANTA MARY'S	01/16/13																								
SAN DIEGO	01/19/13																								
at Gonzaga	01/24/13																								
at Portland	01/26/13																								
at Pepperdine	01/31/13																								
SANTA CLARA	02/02/13																								
at San Diego	02/07/13																								
SAN FRANCISCO	02/09/13																								
PORTLAND	02/16/13																								
UTAH STATE	02/19/13																								
at Saint Mary's	02/21/13																								
GONZAGA	02/28/13																								
at LMU	03/02/13																								
Totals			9	299	62	135	.459	11	33	.333	46	49	.939	17	33	50	5.6	13	0	26	24	2	11	181	20.1

CAREER STATISTICS (ALL GAMES)

Year	GP	GS	Min	Avg	FG	FGA	Pct	3FG	FGA	Pct	FT	FTA	Pct	Off	Def	TR	Avg	PF	FO	A	TO	Blk	Stl	Pts	Avg
2009-10	35	33	924	26.4	131	263	.498	25	68	.368	110	120	.917	49	97	146	4.2	53	0	54	41	5	26	397	11.3
2012-13	9	9	299	33.2	62	135	.459	11	33	.333	46	49	.939	17	33	50	5.6	13	0	26	24	2	11	181	20.1
TOTAL	44	42	1223	27.8	193	398	.485	36	101	.356	156	169	.923	66	130	196	4.5	66	0	80	65	7	37	578	13.1

CAREER STATISTICS (CONFERENCE GAMES)

Year	GP	GS	Min	Avg	FG	FGA	Pct	3FG	FGA	Pct	FT	FTA	Pct	Off	Def	TR	Avg	PF	FO	A	TO	Blk	Stl	Pts	Avg
2009-10	16	16	424	26.5	57	129	.442	14	37	.378	51	55	.927	24	40	64	4.0	18	0	28	18	2	13	179	11.2
TOTAL	16	16	424	26.5	57	129	.442	14	37	.378	51	55	.927	24	40	64	4.0	18	0	28	18	2	13	179	11.2



5 — AGUSTIN AMBROSINO 6-8 • 225 • JUNIOR • FORWARD • CORDOBA, ARGENTINA (SALT LAKE CC)

2012-13 SEASON — PPG: 2.1 RPG: 1.0 APG: 0.25 SPG: 0.1 BPG: 0.3 FG%: .500 3FG%: .455 FT%: .000

Last Time Out

- Did not play against Utah

Scan for Ambrosino's bio on
BYUcougars.com



In 2012-13

- Hit 2 of 2 from three for 6 points against Montana
- Posted career highs of 6 points, 2 made threes, 3 rebounds and 2 assists vs. UTSA
- Grabbed 2 rebounds in 2 minutes vs. Notre Dame
- Post 3 points in his BYU debut vs. Tennessee State

Before BYU

- Played at Salt Lake Community College for Todd Phillips in 2011-12
- Averaged 9.6 points and 5.3 rebounds while shooting .498 from the field, .438 from three and .778 from the free throw line as SLCC went 22-9
- Earned All-SWAC honors

Other

- Parents are Nestor Ambrosino and Maria Alejandra Noriega and has two sisters
- His father Nestor played minor league basketball in Argentina

2012-13 SEASON HIGHS

PTS	6, twice, last vs. Montana – 11/28/12
1st H	6, UTSA – 11/21/12
2nd H	3, vs. Montana – 11/28/12
REB	3, UTSA – 11/21/12
AST	2, UTSA – 11/21/12
STL	1, vs. Florida State – 11/16/12
BLK	1, GSU – 11/13/12, vs. FSU – 11/16/12
FGM	2, twice, last vs. Montana – 11/28/1
FGA	2, 5 times, last vs. Montana – 11/28/12
3PM	2, twice, last vs. Montana – 11/28/1
3PA	2, 4 times, last vs. Montana – 11/28/12
FTM	—
FTA	—

MISCELLANEOUS

	12-13	Career
Double-Figure PTS	0 (0-0)	0 (0-0)
20-plus Pts	0 (0-0)	0 (0-0)
Double-Figure REB	0 (0-0)	0 (0-0)
Double-Doubles	0 (0-0)	0 (0-0)
3-plus STL	0 (0-0)	0 (0-0)
3-plus BLK	0 (0-0)	0 (0-0)
3-plus 3-point FG	0 (0-0)	0 (0-0)
Scoring Leader	0 (0-0)	0 (0-0)
Rebound Leader	0 (0-0)	0 (0-0)
Assist Leader	0 (0-0)	0 (0-0)

2012-13 GAME-BY-GAME


Opponent	Date	GS	Min	FG	FGA	Pct	3FG	FGA	Pct	FT	FTA	Pct	Off	Def	TR	Avg	PF	FO	A	TO	Blk	Stl	Pts	Avg	
TENNESSEE STATE	11/09/12		5	1	2	.500	1	2	.500	0	0	.000	0	0	0	0.0	1	0	0	0	0	0	3	3.0	
GEORGIA STATE	11/13/12		7	0	2	.000	0	2	.000	0	0	.000	0	0	0	0.0	1	0	0	0	1	0	0	1.5	
vs. Florida State	11/16/12		14	0	1	.000	0	1	.000	0	0	.000	0	1	1	0.3	1	0	0	1	1	1	0	1.0	
vs. Notre Dame	11/17/12		2	0	1	.000	0	1	.000	0	0	.000	0	2	2	0.8	0	0	0	1	0	0	0	0.8	
UTSA	11/21/12		9	2	2	1.000	2	2	1.000	0	0	.000	1	2	3	1.2	2	0	2	3	0	0	6	1.8	
CS NORTHRIDGE	11/24/12	*	7	1	2	.500	0	1	.000	0	0	.000	0	1	1	1.2	3	0	0	1	0	0	2	1.8	
vs. Montana	11/28/12		7	2	2	1.000	2	2	1.000	0	0	.000	1	0	1	1.1	0	0	0	1	0	0	6	2.4	
at Iowa State	12/01/12		3	0	0	.000	0	0	.000	0	0	.000	0	0	0	1.0	1	0	0	0	0	0	0	2.1	
UTAH	12/08/12	DNP																							
at Weber State	12/15/12																								
EASTERN NM	12/18/12																								
at Baylor	12/21/12																								
NORTHERN ARIZONA	12/27/12																								
vs. Virginia Tech	12/29/12																								
LMU	01/03/13																								
at San Francisco	01/05/13																								
PEPPERDINE	01/10/13																								
at Santa Clara	01/12/13																								
SAINT MARY'S	01/16/13																								
SAN DIEGO	01/19/13																								
at Gonzaga	01/24/13																								
at Portland	01/26/13																								
at Pepperdine	01/31/13																								
SANTA CLARA	02/02/13																								
at San Diego	02/07/13																								
SAN FRANCISCO	02/09/13																								
PORTLAND	02/16/13																								
UTAH STATE	02/19/13																								
at Saint Mary's	02/21/13																								
GONZAGA	02/28/13																								
at LMU	03/02/13																								
Totals			1	54	6	12	.500	5	11	.455	0	0	.000	2	6	8	1.0	9	0	2	7	2	1	17	2.1

CAREER STATISTICS (ALL GAMES)

Year	GP	GS	Min	Avg	FG	FGA	Pct	3FG	FGA	Pct	FT	FTA	Pct	Off	Def	TR	Avg	PF	FO	A	TO	Blk	Stl	Pts	Avg
2012-13	8	1	54	6.8	6	12	.500	5	11	.455	0	0	.000	2	6	8	1.0	9	0	2	7	2	1	17	2.1
TOTAL	8	1	54	6.8	6	12	.500	5	11	.455	0	0	.000	2	6	8	1.0	9	0	2	7	2	1	17	2.1

CAREER STATISTICS (CONFERENCE GAMES)

Year	GP	GS	Min	Avg	FG	FGA	Pct	3FG	FGA	Pct	FT	FTA	Pct	Off	Def	TR	Avg	PF	FO	A	TO	Blk	Stl	Pts	Avg
2012-13	0	0	0	0.0	0	0	.000	0	0	.000	0	0	.000	0	0	0	0.0	0	0	0	0	0	0	0	0.0
TOTAL	0	0	0	0.0	0	0	.000	0	0	.000	0	0	.000	0	0	0	0.0	0	0	0	0	0	0	0	0.0



10 — MATT CARLINO 6-2 • 175 • SOPHOMORE • GUARD • SCOTTSDALE, ARIZ. (BLOOMINGTON SOUTH HS)

2012-13 SEASON — PPG: 7.7 RPG: 2.9 APG: 4.6 SPG: 1.13 BPG: 0.0 FG%: .384 3FG%: .250 FT%: .625

Last Time Out

- Put up a season-high 19 points, 5 assists and 3 steals and made a career-high 5 3-pointers against Utah

Scan for Carlino's bio on BYUcougars.com



In 2012-13

- Owns an assist/turnover ratio of 2.7 ... averaging just 1.0 turnovers per game in the last 7 games
- Put up a season-high 19 points, 5 assists and 3 steals and made a career-high 5 3-pointers against Utah
- Posted 12 points against Iowa State
- Came off the bench for the first time since 12/17/11 and posted 8 points and 6 assists against CSUN
- Against Georgia State posted 11 points, 7 assists, 4 rebounds and 4 steals

In 2011-12

- Named All-WCC Honorable Mention and to the WCC All-Freshman Team
- Averaged 12.2 points, 4.6 assists, 3.0 rebounds and 1.4 steals and started in 24 of 25 games played
- Posted season highs of 30 points, 7 rebounds, 11 assists and 4 steals

Other

- Redshirted at BYU in 2010-11 after transferring from UCLA
- Led Bloomington South to a 23-1 record while averaging 13.4 points, 5.9 rebounds and 4.3 assists per game

2012-13 SEASON HIGHS

PTS	19, Utah - 12/8/12
1st H	8, Utah - 12/8/12
2nd H	11, Utah - 12/8/12
REB	5, Tennessee State – 11/9/12
AST	10, Tennessee State – 11/9/12
STL	4, Georgia State – 11/13/12
BLK	—
FGM	7, Utah - 12/8/12
FGA	13, Utah - 12/8/12
3PM	5, Utah - 12/8/12
3PA	10, Utah - 12/8/12
FTM	3, Tennessee State – 11/9/12
FTA	4, Tennessee State – 11/9/12

CAREER HIGHS

PTS	30, at San Francisco – 2/16/12
REB	7, twice, last at San Diego – 1/16/12
AST	11, Buffalo – 12/20/11
STL	4, at USF – 2/16/12, GSU – 11/13/12
BLK	1, 7 times, last vs. San Diego – 3/2/12
FGM	13, at San Francisco – 2/16/12
FGA	23, at Gonzaga – 2/23/12
3PM	5, Utah - 12/8/12
3PA	10, Utah - 12/8/12
FTM	7, at Portland – 2/4/12
FTA	8, at Portland – 2/4/12

MISCELLANEOUS

	12-13	Career
Double-Figure PTS	3 (2-1)	17 (11-6)
20-plus Pts	0 (0-0)	3 (3-0)
Double-Figure REB	0 (0-0)	0 (0-0)
Double-Doubles	0 (0-0)	1 (1-0)
3-plus STL	2 (2-0)	7 (7-0)
3-plus BLK	0 (0-0)	0 (0-0)
3-plus 3-point FG	0 (0-0)	7 (4-3)
Scoring Leader	1 (1-0)	4 (2-2)
Rebound Leader	0 (0-0)	0 (0-0)
Assist Leader	5 (4-1)	20 (14-6)

2012-13 GAME-BY-GAME


Opponent	Date	GS	Min	FG	FGA	Pct	3FG	FGA	Pct	FT	FTA	Pct	Off	Def	TR	Avg	PF	FO	A	TO	Blk	Stl	Pts	Avg	
TENNESSEE STATE	11/09/12	*	30	3	6	.500	0	3	.000	3	4	.750	0	5	5	5.0	2	0	10	4	0	1	9	9.0	
GEORGIA STATE	11/13/12	*	32	5	8	.625	1	2	.500	0	0	.000	0	4	4	4.5	1	0	7	4	0	4	11	10.0	
vs. Florida State	11/16/12	*	16	0	9	.000	0	4	.000	0	1	.000	2	1	3	4.0	0	0	2	2	0	0	0	6.7	
vs. Notre Dame	11/17/12	*	30	1	5	.200	0	4	.000	0	0	.000	0	2	2	3.5	0	0	3	0	0	2	2	5.5	
UTSA	11/21/12	*	10	1	8	.125	0	2	.000	0	0	.000	2	0	2	3.2	1	0	3	1	0	0	2	4.8	
CS NORTHBRIDGE	11/24/12		20	4	9	.444	0	2	.000	0	0	.000	2	0	2	3.0	1	0	6	1	0	1	8	5.3	
vs. Montana	11/28/12		24	2	4	.500	1	1	1.000	1	2	.500	1	1	2	2.9	2	0	2	0	0	1	6	5.4	
at Iowa State	12/01/12		24	5	11	.455	1	4	.250	1	1	1.000	0	3	3	2.9	1	0	3	1	0	0	12	6.3	
UTAH	12/08/12		30	7	13	.538	5	10	.500	0	0	.000	0	3	3	2.9	2	0	5	2	0	3	19	7.7	
at Weber State	12/15/12																								
EASTERN NM	12/18/12																								
at Baylor	12/21/12																								
NORTHERN ARIZONA	12/27/12																								
vs. Virginia Tech	12/29/12																								
LMU	01/03/13																								
at San Francisco	01/05/13																								
PEPPERDINE	01/10/13																								
at Santa Clara	01/12/13																								
SAINT MARY'S	01/16/13																								
SAN DIEGO	01/19/13																								
at Gonzaga	01/24/13																								
at Portland	01/26/13																								
at Pepperdine	01/31/13																								
SANTA CLARA	02/02/13																								
at San Diego	02/07/13																								
SAN FRANCISCO	02/09/13																								
PORTLAND	02/16/13																								
UTAH STATE	02/19/13																								
at Saint Mary's	02/21/13																								
GONZAGA	02/28/13																								
at LMU	03/02/13																								
Totals			5	216	28	73	.384	8	32	.250	5	8	.625	7	19	26	2.9	10	0	41	15	0	12	69	7.7

CAREER STATISTICS (ALL GAMES)

Year	GP	GS	Min	Avg	FG	FGA	Pct	3FG	FGA	Pct	FT	FTA	Pct	Off	Def	TR	Avg	PF	FO	A	TO	Blk	Stl	Pts	Avg
2011-12	25	24	692	27.7	110	274	.401	41	124	.331	44	58	.759	9	66	75	3.0	58	2	115	75	7	36	305	12.2
2012-13	9	5	216	24.0	28	73	.384	8	32	.250	5	8	.625	7	19	26	2.9	10	0	41	15	0	12	69	7.7
TOTAL	34	29	908	26.7	138	347	.398	49	156	.314	49	66	.742	16	85	101	3.0	68	2	156	90	7	48	374	11.0

CAREER STATISTICS (CONFERENCE GAMES)

Year	GP	GS	Min	Avg	FG	FGA	Pct	3FG	FGA	Pct	FT	FTA	Pct	Off	Def	TR	Avg	PF	FO	A	TO	Blk	Stl	Pts	Avg
2011-12	16	16	437	27.3	72	177	.407	23	77	.299	29	41	.707	7	43	50	3.1	37	2	74	36	4	22	196	12.3
TOTAL	16	16	437	27.3	72	177	.407	23	77	.299	29	41	.707	7	43	50	3.1	37	2	74	36	4	22	196	12.3



12 — JOSH SHARP

6-7 • 185 • SOPHOMORE • FORWARD • HIGHLAND, UTAH (UTAH)

2012-13 SEASON — PPG: 5.6 RPG: 5.2 APG: 0.3 SPG: 0.4 BPG: 0.78 FG%: .537 3FG%: .000 FT%: .545

Last Time Out

- Contributed a team-high 9 rebounds, 2 points and 2 steals against Utah

Scan for Sharp's bio on BYUcougars.com



In 2012-13

- Set new career highs in points vs. UTSA, CSUN and Montana
- Scored a career-high 13 points on 6 of 8 shooting and added 8 rebounds vs. Montana
- Scored a then career-best 9 points and added 3 rebounds and 2 blocks vs. CSUN
- Had 8 points and added 6 rebounds, 1 block and 1 steal vs. UTSA
- Totaled 7 points and a set a new career high with 10 rebounds vs. Notre Dame

In 2011-12

- Played in 28 games and averaged 1.2 points and 1.4 rebounds
- Received Bronze Honors on the WCC Commissioner's Honor Roll

Other

- Parents are Joe and Debbie Sharp
- Wife's name is Jordan
- Served a mission for The Church of Jesus Christ of Latter-day Saints in Houston

2012-13 SEASON HIGHS

PTS	13, vs. Montana – 11/28/12
1st H	7, CSUN – 11/24/12
2nd H	7, vs. Montana – 11/28/12
REB	10, vs. Notre Dame – 11/17/12
AST	1, 3 times, last CSUN – 11/24/12
STL	2, Utah - 12/8/12
BLK	2, twice, last CSUN – 11/24/12
FGM	6, vs. Montana – 11/28/12
FGA	8, vs. Montana – 11/28/12
3PM	—
3PA	1, twice, last vs. UT – 12/8/12
FTM	3, vs. Notre Dame – 11/17/12
FTA	3, vs. Notre Dame – 11/17/12

CAREER HIGHS

PTS	13, vs. Montana – 11/28/12
REB	10, vs. Notre Dame – 11/17/12
AST	3, Longwood – 11/18/11
STL	2, Utah - 12/8/12
BLK	2, twice, last CSUN – 11/24/12
FGM	6, vs. Montana – 11/28/12
FGA	8, vs. Montana – 11/28/12
3PM	1, Prairie View A&M – 11/22/11
3PA	1, seven times, last, vs. UT – 12/8/12
FTM	3, Pepp – 2/11/12, vs. UND – 11/17/12
FTA	4, twice, last, Pepperdine – 2/11/12

MISCELLANEOUS

	12-13	Career
Double-Figure PTS	1 (1-0)	1 (1-0)
20-plus Pts	0 (0-0)	0 (0-0)
Double-Figure REB	1 (0-1)	1 (0-1)
Double-Doubles	0 (0-0)	0 (0-0)
3-plus STL	0 (0-0)	0 (0-0)
3-plus BLK	0 (0-0)	0 (0-0)
3-plus 3-point FG	0 (0-0)	0 (0-0)
Scoring Leader	0 (0-0)	0 (0-0)
Rebound Leader	2 (1-1)	1 (0-1)
Assist Leader	0 (0-0)	0 (0-0)

2012-13 GAME-BY-GAME

Opponent	Date	GS	Min	FG	FGA	Pct	3FG	FGA	Pct	FT	FTA	Pct	Off	Def	TR	Avg	PF	FO	A	TO	Blk	Stl	Pts	Avg	
TENNESSEE STATE	11/09/12	*	26	3	5	.600	0	0	.000	1	2	.500	1	2	3	3.0	3	0	1	3	2	0	7	7.0	
GEORGIA STATE	11/13/12	*	25	2	4	.500	0	0	.000	0	0	.000	3	3	6	4.5	2	0	0	1	0	1	4	5.5	
vs. Florida State	11/16/12	*	9	0	0	.000	0	0	.000	0	0	.000	0	0	3.0	3.0	3	0	0	0	1	0	0	3.7	
vs. Notre Dame	11/17/12	*	38	2	6	.333	0	1	.000	3	3	1.000	7	3	10	4.8	3	0	1	1	0	0	7	4.5	
UTSA	11/21/12	*	30	4	5	.800	0	0	.000	0	0	.000	2	4	6	5.0	2	0	0	1	1	1	8	5.2	
CS NORTHBRIDGE	11/24/12		23	4	7	.571	0	0	.000	1	2	.500	1	2	3	4.7	3	0	1	2	2	0	9	5.8	
vs. Montana	11/28/12	*	25	6	8	.750	0	0	.000	1	2	.500	5	3	8	5.1	3	0	0	1	0	0	13	6.9	
at Iowa State	12/01/12	*	12	0	0	.000	0	0	.000	0	0	.000	0	2	2	4.8	1	0	0	1	1	0	0	6.0	
UTAH	12/08/12	*	31	1	6	.167	0	1	.000	0	2	.000	3	6	9	5.2	4	0	0	0	0	2	2	5.6	
at Weber State	12/15/12																								
EASTERN NM	12/18/12																								
at Baylor	12/21/12																								
NORTHERN ARIZONA	12/27/12																								
vs. Virginia Tech	12/29/12																								
LMU	01/03/13																								
at San Francisco	01/05/13																								
PEPPERDINE	01/10/13																								
at Santa Clara	01/12/13																								
SAINT MARY'S	01/16/13																								
SAN DIEGO	01/19/13																								
at Gonzaga	01/24/13																								
at Portland	01/26/13																								
at Pepperdine	01/31/13																								
SANTA CLARA	02/02/13																								
at San Diego	02/07/13																								
SAN FRANCISCO	02/09/13																								
PORTLAND	02/16/13																								
UTAH STATE	02/19/13																								
at Saint Mary's	02/21/13																								
GONZAGA	02/28/13																								
at LMU	03/02/13																								
Totals			8	219	22	41	.537	0	2	.000	6	11	.545	22	25	47	5.2	24	0	3	10	7	4	50	5.6

CAREER STATISTICS (ALL GAMES)

Year	GP	GS	Min	Avg	FG	FGA	Pct	3FG	FGA	Pct	FT	FTA	Pct	Off	Def	TR	Avg	PF	FO	A	TO	Blk	Stl	Pts	Avg
2011-12	28	0	197	7.0	9	23	.391	1	5	.200	14	23	.609	16	22	38	1.4	21	0	12	12	3	4	33	1.2
2012-13	9	8	219	24.3	22	41	.537	0	2	.000	6	11	.545	22	25	47	5.2	24	0	3	10	7	4	50	5.6
TOTAL	37	8	416	11.2	31	64	.484	1	7	.143	20	34	.588	38	47	85	2.3	45	0	15	22	10	8	83	2.2

CAREER STATISTICS (CONFERENCE GAMES)

Year	GP	GS	Min	Avg	FG	FGA	Pct	3FG	FGA	Pct	FT	FTA	Pct	Off	Def	TR	Avg	PF	FO	A	TO	Blk	Stl	Pts	Avg
2011-12	13	0	63	4.8	0	4	.000	0	1	.000	10	14	.714	6	4	10	0.8	7	0	3	2	3	2	10	0.8
TOTAL	13	0	63	4.8	0	4	.000	0	1	.000	10	14	.714	6	4	10	0.8	7	0	3	2	3	2	10	0.8



13 — BROCK ZYLSTRA

6-6 • 210 • SENIOR • GUARD • LA VERNE, CALIF. (BONITA HS)

2012-13 SEASON — PPG: 8.2 RPG: 4.2 APG: 2.4 SPG: 1.2 BPG: 0.1 FG%: .388 3FG%: .350 FT%: .800

Last Time Out

- Totaled 5 rebounds and 1 assist against Utah

Scan for Zylstra's bio on BYUcougars.com



In 2012-13

- Has hit a three in eight of nine games including 2 threes in six of nine games and has scored in double figures 4 times
- Posted season highs of 14 points, 7 rebounds, 5 assists and 1 block vs. CSUN
- Had 10 points, 4 rebounds and 3 assists vs. Notre Dame
- Against Florida State had 10 points, 3 rebounds, 4 assists and 4 steals
- Against Tennessee State posted 11 points, 4 rebounds and 1 assist and hit 2 threes

In 2011-12

- Received the Most Improved Player Award at the team banquet and Bronze Honors on the WCC Commissioner's Honor Roll
- Posted season highs of 26 points, 9 rebounds, 5 assists and 4 steals

Other

- Parents are Dave and Maxine Zylstra
- Wife's name is Sarah and they have a daughter, Sophia

2012-13 SEASON HIGHS

PTS	14, CSUN – 11/24/12
1st H	10, vs. Notre Dame – 11/17/12
2nd H	9, CSUN – 11/24/12
REB	7, CSUN – 11/24/12
AST	5, CSUN – 11/24/12
STL	4, vs. Florida State – 11/16/12
BLK	1, CSUN – 11/24/12
FGM	4, 3 times, last CSUN – 11/24/12
FGA	10, vs. Florida State – 11/16/12
3PM	2, 6 times, last vs. Montana – 11/28/12
3PA	5, 5 times, last vs. Iowa St. – 12/01/12
FTM	4, CSUN – 11/24/12
FTA	5, CSUN – 11/24/12

CAREER HIGHS

PTS	26, Buffalo – 12/20/11
REB	9, Portland – 2/25/12
AST	5, twice, last CSUN – 11/24/12
STL	4, three times, last vs. FSU – 11/16/12
BLK	1, 9 times, last, CSUN – 11/24/12
FGM	9, Buffalo – 12/20/11
FGA	16, Buffalo – 12/20/11
3PM	6, vs. San Francisco – 1/7/12
3PA	10, Buffalo – 12/20/11
FTM	6, at Portland – 2/4/12
FTA	9, at Portland – 2/4/12

MISCELLANEOUS

	12-13	Career
Double-Figure PTS	4 (2-2)	13 (11-2)
20-plus Pts	0 (0-0)	4 (4-0)
Double-Figure REB	0 (0-0)	0 (0-0)
Double-Doubles	0 (0-0)	0 (0-0)
3-plus STL	1 (0-1)	4 (2-2)
3-plus BLK	0 (0-0)	0 (0-0)
3-plus 3-point FG	0 (0-0)	7 (7-0)
Scoring Leader	0 (0-0)	4 (4-0)
Rebound Leader	0 (0-0)	2 (2-0)
Assist Leader	0 (0-0)	1 (0-1)

2012-13 GAME-BY-GAME

Opponent	Date	GS	Min	FG	FGA	Pct	3FG	FGA	Pct	FT	FTA	Pct	Off	Def	TR	Avg	PF	FO	A	TO	Blk	Stl	Pts	Avg	
TENNESSEE STATE	11/09/12	*	22	4	7	.571	2	4	.500	1	1	1.000	0	4	4	4.0	2	0	1	1	0	0	11	11.0	
GEORGIA STATE	11/13/12	*	16	3	7	.429	2	5	.400	0	0	.000	0	2	2	3.0	3	0	1	1	0	1	8	9.5	
vs. Florida State	11/16/12	*	31	3	10	.300	2	5	.400	2	2	1.000	1	2	3	3.0	3	0	4	0	0	4	10	9.7	
vs. Notre Dame	11/17/12	*	35	4	9	.444	2	4	.500	0	0	.000	0	4	4	3.3	3	0	3	2	0	0	10	9.8	
UTSA	11/21/12	*	32	2	5	.400	1	3	.333	0	0	.000	0	5	5	3.6	0	0	3	0	0	1	5	8.8	
CS NORTHBRIDGE	11/24/12	*	36	4	9	.444	2	5	.400	4	5	.800	0	7	7	4.2	4	0	5	2	1	2	14	9.7	
vs. Montana	11/28/12	*	28	3	6	.500	2	5	.400	0	0	.000	1	4	5	4.3	4	0	2	1	0	1	8	9.4	
at Iowa State	12/01/12	*	28	3	8	.375	1	5	.200	1	2	.500	1	2	3	4.1	2	0	2	1	0	2	8	9.3	
UTAH	12/08/12	*	21	0	6	.000	0	4	.000	0	0	.000	0	5	5	4.2	1	0	1	3	0	0	0	8.2	
at Weber State	12/15/12																								
EASTERN NM	12/18/12																								
at Baylor	12/21/12																								
NORTHERN ARIZONA	12/27/12																								
vs. Virginia Tech	12/29/12																								
LMU	01/03/13																								
at San Francisco	01/05/13																								
PEPPERDINE	01/10/13																								
at Santa Clara	01/12/13																								
SAINT MARY'S	01/16/13																								
SAN DIEGO	01/19/13																								
at Gonzaga	01/24/13																								
at Portland	01/26/13																								
at Pepperdine	01/31/13																								
SANTA CLARA	02/02/13																								
at San Diego	02/07/13																								
SAN FRANCISCO	02/09/13																								
PORTLAND	02/16/13																								
UTAH STATE	02/19/13																								
at Saint Mary's	02/21/13																								
GONZAGA	02/28/13																								
at LMU	03/02/13																								
Totals			9	249	26	67	.388	14	40	.350	8	10	.800	3	35	38	4.2	22	0	22	11	1	11	74	8.2

CAREER STATISTICS (ALL GAMES)

Year	GP	GS	Min	Avg	FG	FGA	Pct	3FG	FGA	Pct	FT	FTA	Pct	Off	Def	TR	Avg	PF	FO	A	TO	Blk	Stl	Pts	Avg
2009-10	20	0	63	3.2	7	18	.389	0	3	.000	5	8	.625	2	11	13	0.7	4	0	2	4	1	1	19	1.0
2010-11	29	0	150	5.2	10	32	.313	6	22	.273	7	12	.583	5	19	24	0.8	13	0	9	4	0	8	33	1.1
2011-12	34	28	959	28.2	97	213	.455	50	133	.376	38	59	.644	32	115	147	4.3	60	0	64	48	7	40	282	8.3
2012-13	9	9	249	27.7	26	67	.388	14	40	.350	8	10	.800	3	35	38	4.2	22	0	22	11	1	11	74	8.2
TOTAL	92	37	1421	15.4	140	330	.424	70	198	.354	58	89	.652	42	180	222	2.4	99	0	97	67	9	60	408	4.4

CAREER STATISTICS (CONFERENCE GAMES)

Year	GP	GS	Min	Avg	FG	FGA	Pct	3FG	FGA	Pct	FT	FTA	Pct	Off	Def	TR	Avg	PF	FO	A	TO	Blk	Stl	Pts	Avg
2009-10	8	0	24	3.0	3	7	.429	0	1	.000	2	4	.500	1	1	2	0.3	2	0	1	2	0	0	8	1.0
2010-11	11	0	40	3.6	2	7	.286	0	3	.000	3	7	.429	2	5	7	0.6	4	0	2	0	0	2	7	0.6
2011-12	15	9	426	28.4	41	88	.466	20	57	.351	20	33	.606	17	57	74	4.9	27	0	23	19	2	17	122	8.1
TOTAL	34	9	490	14.4	46	102	.451	20	61	.328	25	44	.568	20	63	83	2.4	33	0	26	21	2	19	137	4.0



20 — ANSON WINDER

6-3 • 195 • SOPHOMORE • GUARD • LAS VEGAS, NEV. (BISHOP GORMAN HS)

2012-13 SEASON — PPG: 0.7 RPG: 0.5 APG: 0.0 SPG: 0.0 BPG: 0.0 FG%: .200 3FG%: .000 FT%: .500

Last Time Out

- Played 8 minutes while contributing 3 points and 1 rebound against Utah

Scan for Winder's bio on BYUcougars.com



In 2012-13

- Played 8 minutes while contributing 3 points and 1 rebound against Utah
- Scored first point of the season on a free throw vs. UTSA
- Saw first action of the season against Florida State
- Did not play vs. Tennessee State due to a sprained ankle

In 2011-12

- Started 15 times and played in 34 games
- Posted season highs of 20 points, 4 rebounds, 9 assists, 4 steals and 2 blocks
- Was BYU's assist leader in 7 games, scored in double figures 5 times and had 3-plus steals 7 times

Other

- Parents are Chuck Winder and Teresa Williams
- Also recruited by Nevada, SMU, Portland, UC Riverside and Idaho
- Helped lead Bishop Gorman to back-to-back Nevada 4A state titles

2012-13 SEASON HIGHS

PTS	3, Utah - 12/8/12
1st H	—
2nd H	3, Utah - 12/8/12
REB	2, Iowa State - 12/01/12
AST	—
STL	—
BLK	—
FGM	1, Utah - 12/8/12
FGA	4, Utah - 12/8/12
3PM	—
3PA	2, Utah - 12/8/12
FTM	1, twice, last vs. UT - 12/8/12
FTA	2, twice, last vs. UT - 12/8/12

CAREER HIGHS

PTS	20, Buffalo - 12/20/11
REB	6, at San Francisco - 2/16/12
AST	9, vs Northern Arizona - 11/30/11
STL	4, vs Nevada - 11/25/11
BLK	2, vs Northern Arizona - 11/30/11
FGM	7, Buffalo - 12/20/11
FGA	9, vs Nevada - 11/25/11
3PM	6, Buffalo - 12/20/11
3PA	7, twice, last, Pepperdine - 2/11/12
FTM	3, twice, last, UCSB - 12/22/11
FTA	5, Longwood - 11/18/11

MISCELLANEOUS

	12-13	Career
Double-Figure PTS	0 (0-0)	5 (5-0)
20-plus Pts	0 (0-0)	1 (1-0)
Double-Figure REB	0 (0-0)	0 (0-0)
Double-Doubles	0 (0-0)	0 (0-0)
3-plus STL	0 (0-0)	7 (5-2)
3-plus BLK	0 (0-0)	0 (0-0)
3-plus 3-point FG	0 (0-0)	2 (2-0)
Scoring Leader	0 (0-0)	0 (0-0)
Rebound Leader	0 (0-0)	1 (1-0)
Assist Leader	0 (0-0)	7 (7-0)

2012-13 GAME-BY-GAME


Opponent	Date	GS	Min	FG	FGA	Pct	3FG	FGA	Pct	FT	FTA	Pct	Off	Def	TR	Avg	PF	FO	A	TO	Blk	Stl	Pts	Avg	
TENNESSEE STATE	11/09/12	DNP																							
GEORGIA STATE	11/13/12	DNP																							
vs. Florida State	11/16/12		1	0	0	.000	0	0	.000	0	0	.000	0	0	0	0.0	1	0	0	0	0	0	0	0.0	
vs. Notre Dame	11/17/12	DNP																							
UTSA	11/21/12		2	0	0	.000	0	0	.000	1	2	.500	0	0	0	0.0	0	0	0	0	0	0	1	0.5	
CS NORTHBRIDGE	11/24/12		7	0	0	.000	0	0	.000	0	0	.000	0	0	0	0.0	0	0	0	0	0	0	0	0.3	
vs. Montana	11/28/12		4	0	1	.000	0	1	.000	0	0	.000	0	0	0	0.0	0	0	0	0	0	0	0	0.3	
at Iowa State	12/01/12		4	0	0	.000	0	0	.000	0	0	.000	1	1	2	0.4	1	0	0	0	0	0	0	0.2	
UTAH	12/08/12		8	1	4	.250	0	2	.000	1	2	.500	0	1	1	0.5	0	0	0	0	0	0	3	0.7	
at Weber State	12/15/12																								
EASTERN NM	12/18/12																								
at Baylor	12/21/12																								
NORTHERN ARIZONA	12/27/12																								
vs. Virginia Tech	12/29/12																								
LMU	01/03/13																								
at San Francisco	01/05/13																								
PEPPERDINE	01/10/13																								
at Santa Clara	01/12/13																								
SAINT MARY'S	01/16/13																								
SAN DIEGO	01/19/13																								
at Gonzaga	01/24/13																								
at Portland	01/26/13																								
at Pepperdine	01/31/13																								
SANTA CLARA	02/02/13																								
at San Diego	02/07/13																								
SAN FRANCISCO	02/09/13																								
PORTLAND	02/16/13																								
UTAH STATE	02/19/13																								
at Saint Mary's	02/21/13																								
GONZAGA	02/28/13																								
at LMU	03/02/13																								
Totals			0	26	1	5	.200	0	3	.000	2	4	.500	1	2	3	0.5	2	0	0	0	0	4	0.7	

CAREER STATISTICS (ALL GAMES)

Year	GP	GS	Min	Avg	FG	FGA	Pct	3FG	FGA	Pct	FT	FTA	Pct	Off	Def	TR	Avg	PF	FO	A	TO	Blk	Stl	Pts	Avg
2011-12	34	15	551	16.2	48	131	.366	25	84	.298	26	41	.634	3	50	53	1.6	40	0	57	32	3	35	147	4.3
2012-13	6	0	26	4.3	1	5	.200	0	3	.000	2	4	.500	1	2	3	0.5	2	0	0	0	0	0	4	0.7
TOTAL	40	15	577	14.4	49	136	.360	25	87	.287	28	45	.622	4	52	56	1.4	42	0	57	32	3	35	151	3.8

CAREER STATISTICS (CONFERENCE GAMES)

Year	GP	GS	Min	Avg	FG	FGA	Pct	3FG	FGA	Pct	FT	FTA	Pct	Off	Def	TR	Avg	PF	FO	A	TO	Blk	Stl	Pts	Avg
2011-12	16	7	238	14.9	23	62	.371	10	36	.278	11	14	.786	1	26	27	1.7	26	0	19	11	0	20	67	4.2
TOTAL	16	7	238	14.9	23	62	.371	10	36	.278	11	14	.786	1	26	27	1.7	26	0	19	11	0	20	67	4.2



23 — CORY CALVERT

6-3 • 185 • FRESHMAN • GUARD • PARKER, COLO. (CHAPARRAL HS)

2012-13 SEASON — PPG: 1.3 RPG: 0.4 APG: 0.4 SPG: 0.14 BPG: 0.0 FG%: .286 3FG%: .167 FT%: .000

Last Time Out

- Did not play against Utah

Scan for Calvert's bio on BYUcougars.com



In 2012-13

- Has played in 7 of 9 games this season
- Scored 4 points and dished out 2 assists vs. Florida State
- Posted 3 points and 1 rebound vs. Tennessee State

Before BYU

- Prepped at Chaparral High School for Rob Johnson
- Named the 2012 5A MVP in Colorado by the Denver Post and MaxPreps.com
- Named first-team all-state, Continental League Player of the Year and the Joint Effort Co-Player of the Year
- Led Chaparral to the 2012 5A state title and a 25-3 record while averaging 22.3 points, 6.0 rebounds and 5.1 assists

Other

- Parents are Cory and Michelle
- Has three sisters
- Planning to serve a mission following the season

2012-13 SEASON HIGHS

PTS	4, vs. Florida State – 11/16/12
1st H	2, UTSA – 11/21/12
2nd H	4, vs. Florida State – 11/16/12
REB	1, 3 times, last vs. Iowa St. - 12/01/12
AST	2, vs. Florida State – 11/16/12
STL	1, UTSA – 11/21/12
BLK	—
FGM	2, vs. Florida State – 11/16/12
FGA	5, vs. Florida State – 11/16/12
3PM	1, Tennessee State – 11/9/12
3PA	2, twice, last vs. UTSA – 11/21/12
FTM	—
FTA	—

MISCELLANEOUS

	12-13	Career
Double-Figure PTS	0 (0-0)	0 (0-0)
20-plus Pts	0 (0-0)	0 (0-0)
Double-Figure REB	0 (0-0)	0 (0-0)
Double-Doubles	0 (0-0)	0 (0-0)
3-plus STL	0 (0-0)	0 (0-0)
3-plus BLK	0 (0-0)	0 (0-0)
3-plus 3-point FG	0 (0-0)	0 (0-0)
Scoring Leader	0 (0-0)	0 (0-0)
Rebound Leader	0 (0-0)	0 (0-0)
Assist Leader	0 (0-0)	0 (0-0)

2012-13 GAME-BY-GAME


Opponent	Date	GS	Min	FG	FGA	Pct	3FG	FGA	Pct	FT	FTA	Pct	Off	Def	TR	Avg	PF	FO	A	TO	Blk	Stl	Pts	Avg	
TENNESSEE STATE	11/09/12		10	1	3	.333	1	2	.500	0	0	.000	0	1	1	1.0	0	0	0	0	0	0	3	3.0	
GEORGIA STATE	11/13/12		8	0	1	.000	0	0	.000	0	0	.000	0	0	0	0.5	0	0	0	0	0	0	0	1.5	
vs. Florida State	11/16/12		12	2	5	.400	0	1	.000	0	0	.000	0	0	0	0.3	3	0	2	1	0	0	4	2.3	
vs. Notre Dame	11/17/12		2	0	0	.000	0	0	.000	0	0	.000	0	0	0	0.3	1	0	0	0	0	0	0	1.8	
UTSA	11/21/12		6	1	3	.333	0	2	.000	0	0	.000	0	1	1	0.4	0	0	0	0	0	1	2	1.8	
CS NORTHBRIDGE	11/24/12	DNP																							
vs. Montana	11/28/12		2	0	0	.000	0	0	.000	0	0	.000	0	0	0	0.3	1	0	1	0	0	0	0	1.5	
at Iowa State	12/01/12		6	0	2	.000	0	1	.000	0	0	.000	0	1	1	0.4	1	0	0	1	0	0	0	1.3	
UTAH	12/08/12	DNP																							
at Weber State	12/15/12																								
EASTERN NM	12/18/12																								
at Baylor	12/21/12																								
NORTHERN ARIZONA	12/27/12																								
vs. Virginia Tech	12/29/12																								
LMU	01/03/13																								
at San Francisco	01/05/13																								
PEPPERDINE	01/10/13																								
at Santa Clara	01/12/13																								
SAINT MARY'S	01/16/13																								
SAN DIEGO	01/19/13																								
at Gonzaga	01/24/13																								
at Portland	01/26/13																								
at Pepperdine	01/31/13																								
SANTA CLARA	02/02/13																								
at San Diego	02/07/13																								
SAN FRANCISCO	02/09/13																								
PORTLAND	02/16/13																								
UTAH STATE	02/19/13																								
at Saint Mary's	02/21/13																								
GONZAGA	02/28/13																								
at LMU	03/02/13																								
Totals			0	46	4	14	.286	1	6	.167	0	0	.000	0	3	3	0.4	6	0	3	2	0	1	9	1.3

CAREER STATISTICS (ALL GAMES)

Year	GP	GS	Min	Avg	FG	FGA	Pct	3FG	FGA	Pct	FT	FTA	Pct	Off	Def	TR	Avg	PF	FO	A	TO	Blk	Stl	Pts	Avg
2012-13	7	0	46	6.6	4	14	.286	1	6	.167	0	0	.000	0	3	3	0.4	6	0	3	2	0	1	9	1.3
TOTAL	7	0	46	6.6	4	14	.286	1	6	.167	0	0	.000	0	3	3	0.4	6	0	3	2	0	1	9	1.3

CAREER STATISTICS (CONFERENCE GAMES)

Year	GP	GS	Min	Avg	FG	FGA	Pct	3FG	FGA	Pct	FT	FTA	Pct	Off	Def	TR	Avg	PF	FO	A	TO	Blk	Stl	Pts	Avg
2012-13	0	0	0	0.0	0	0	.000	0	0	.000	0	0	.000	0	0	0	0.0	0	0	0	0	0	0	0	0.0
TOTAL	0	0	0	0.0	0	0	.000	0	0	.000	0	0	.000	0	0	0	0.0	0	0	0	0	0	0	0	0.0



33 — NATE AUSTIN

6-11 • 230 • SOPHOMORE • FORWARD • ALPINE, UTAH (LONE PEAK HS)

2012-13 SEASON — PPG: 3.4 RPG: 4.0 APG: 0.3 SPG: 0.4 BPG: 0.56 FG%: .387 3FG%: .333 FT%: .500

Last Time Out

- Contributed 2 points and 3 rebounds vs. Utah

Scan for Austin's bio on BYUcougars.com



In 2012-13

- Tallied a season-high 8 points and hit his first 3-pointer of the season against Iowa State
- Against CSUN had 3 points, 5 rebounds and 1 block
- Had 4 points, 8 rebounds and 1 steal vs. Florida State
- Had 4 points, 4 boards, 2 assists and 2 blocks against Georgia State

In 2011-12

- Played in every game this season and started 1 game
- Posted season highs of 15 points, 10 rebounds, 3 assists and 2 blocks
- Tied for 10th in the WCC in offensive rebounds in league games
- Career-high 15 points came on 7 of 8 shooting vs. Weber State

Other

- Served a mission for The Church of Jesus Christ of Latter-day Saints in McAllen, Texas
- Also recruited by Boise State and Utah State

2012-13 SEASON HIGHS

PTS	8, Iowa State - 12/01/12
1st H	4, three times, last vs. FSU - 11/16/12
2nd H	2, vs. Notre Dame - 11/17/12
REB	8, vs. Florida State - 11/16/12
AST	2, Georgia State - 11/13/12
STL	3, Iowa State - 12/01/12
BLK	2, TSU - 11/09/12, GSU - 11/13/12
FGM	3, Iowa State - 12/01/12
FGA	6, vs. Florida State - 11/16/12
3PM	1, Iowa State - 12/01/12
3PA	2, Iowa State - 12/01/12
FTM	2, twice, last vs. UTSA - 11/21/12
FTA	4, twice, last vs. CSUN - 11/24/12

CAREER HIGHS

PTS	15, Weber State -- 12/07/11
REB	10, at Gonzaga -- 2/23/12
AST	3, vs. San Diego -- 3/2/12
STL	3, Iowa State - 12/01/12
BLK	2, four times, last, GSU - 11/13/12
FGM	7, Weber State -- 12/07/11
FGA	8, Weber State -- 12/07/11
3PM	1, 8 times, last vs. Iowa St. - 12/01/12
3PA	2, 9 times, last vs. Iowa St. - 12/01/12
FTM	3, Buffalo -- 12/20/11
FTA	4, 5 times, last vs. FSU - 11/16/12

MISCELLANEOUS

	12-13	Career
Double-Figure PTS	0 (0-0)	2 (2-0)
20-plus Pts	0 (0-0)	0 (0-0)
Double-Figure REB	0 (0-0)	0 (0-0)
Double-Doubles	0 (0-0)	0 (0-0)
3-plus STL	1 (0-1)	0 (0-0)
3-plus BLK	0 (0-0)	0 (0-0)
3-plus 3-point FG	0 (0-0)	0 (0-0)
Scoring Leader	0 (0-0)	0 (0-0)
Rebound Leader	1 (1-0)	5 (4-1)
Assist Leader	0 (0-0)	0 (0-0)

2012-13 GAME-BY-GAME

Opponent	Date	GS	Min	FG	FGA	Pct	3FG	FGA	Pct	FT	FTA	Pct	Off	Def	TR	Avg	PF	FO	A	TO	Blk	Stl	Pts	Avg	
TENNESSEE STATE	11/09/12		17	2	4	.500	0	0	.000	0	0	.000	1	6	7	7.0	4	0	0	0	2	0	4	4.0	
GEORGIA STATE	11/13/12		16	2	5	.400	0	0	.000	0	0	.000	0	4	4	5.5	1	0	2	1	2	0	4	4.0	
vs. Florida State	11/16/12		22	1	6	.167	0	1	.000	2	4	.500	6	2	8	6.3	2	0	0	1	0	1	4	4.0	
vs. Notre Dame	11/17/12		11	2	5	.400	0	0	.000	0	0	.000	2	0	2	5.3	2	0	0	0	0	0	4	4.0	
UTSA	11/21/12		7	0	0	.000	0	0	.000	2	2	1.000	1	1	2	4.6	2	0	0	1	0	0	2	3.6	
CS NORTHBRIDGE	11/24/12		8	1	2	.500	0	0	.000	1	4	.250	2	3	5	4.7	1	0	0	0	1	0	3	3.5	
vs. Montana	11/28/12		2	0	0	.000	0	0	.000	0	0	.000	0	0	0	4.0	0	0	0	0	0	0	0	3.0	
at Iowa State	12/01/12		23	3	5	.600	1	2	.500	1	2	.500	4	1	5	4.1	0	0	1	3	0	3	8	3.6	
UTAH	12/08/12		9	1	4	.250	0	0	.000	0	0	.000	1	2	3	4.0	1	0	0	0	0	0	2	3.4	
at Weber State	12/15/12																								
EASTERN NM	12/18/12																								
at Baylor	12/21/12																								
NORTHERN ARIZONA	12/27/12																								
vs. Virginia Tech	12/29/12																								
LMU	01/03/13																								
at San Francisco	01/05/13																								
PEPPERDINE	01/10/13																								
at Santa Clara	01/12/13																								
SAINT MARY'S	01/16/13																								
SAN DIEGO	01/19/13																								
at Gonzaga	01/24/13																								
at Portland	01/26/13																								
at Pepperdine	01/31/13																								
SANTA CLARA	02/02/13																								
at San Diego	02/07/13																								
SAN FRANCISCO	02/09/13																								
PORTLAND	02/16/13																								
UTAH STATE	02/19/13																								
at Saint Mary's	02/21/13																								
GONZAGA	02/28/13																								
at LMU	03/02/13																								
Totals			0	115	12	31	.387	1	3	.333	6	12	.500	17	19	36	4.0	13	0	3	6	5	4	31	3.4

CAREER STATISTICS (ALL GAMES)

Year	GP	GS	Min	Avg	FG	FGA	Pct	3FG	FGA	Pct	FT	FTA	Pct	Off	Def	TR	Avg	PF	FO	A	TO	Blk	Stl	Pts	Avg
2011-12	35	1	450	12.9	58	107	.542	7	23	.304	20	39	.513	53	79	132	3.8	95	6	19	20	15	9	143	4.1
2012-13	9	0	115	12.8	12	31	.387	1	3	.333	6	12	.500	17	19	36	4.0	13	0	3	6	5	4	31	3.4
TOTAL	44	1	565	12.8	70	138	.507	8	26	.308	26	51	.510	70	98	168	3.8	108	6	22	26	20	13	174	4.0

CAREER STATISTICS (CONFERENCE GAMES)

Year	GP	GS	Min	Avg	FG	FGA	Pct	3FG	FGA	Pct	FT	FTA	Pct	Off	Def	TR	Avg	PF	FO	A	TO	Blk	Stl	Pts	Avg
2011-12	16	1	230	14.4	28	52	.538	2	10	.200	12	22	.545	33	36	69	4.3	48	4	9	8	5	5	70	4.4
TOTAL	16	1	230	14.4	28	52	.538	2	10	.200	12	22	.545	33	36	69	4.3	48	4	9	8	5	5	70	4.4



42 — IAN HARWARD

6-11 • 215 • FRESHMAN • CENTER • OREM, UTAH (OREM HS)

2012-13 SEASON — PPG: 2.2 RPG: 1.4 APG: 0.1 SPG: 0.1 BPG: 0.1 FG%: .438 3FG%: .000 FT%: .667

Last Time Out

- Played 4 minutes while contributing 2 points and 2 rebounds vs. Utah

Scan for Harward's bio on BYUcougars.com



In 2012-13

- Has scored in six-straight games
- Had 2 points, a career-best 4 rebounds and his first career block and first career assist vs. Montana
- Scored 4 points and added a career-best 3 boards vs. UTSA
- Scored 7 points vs. Notre Dame on 2 of 3 shooting from the field and 3 of 4 shooting from the free throw line and added 1 steal
- Had 1 rebound vs. Florida State and 1 vs. Georgia State

Before BYU

- Helped Orem to a 15-7 record and averaged 14.0 points per game
- Played for the Pump 'N Run AAU team run by John Palica and coached by O'Connor and Todd Phillips

Other

- Parents are Brad and Alice Harward
- Wife's name is Sarah

2012-13 SEASON HIGHS

PTS	7, vs. Notre Dame – 11/17/12
1st H	7, vs. Notre Dame – 11/17/12
2nd H	—
REB	4, vs. Montana – 11/28/12
AST	1, vs. Montana – 11/28/12
STL	1, vs. Notre Dame – 11/17/12
BLK	1, vs. Montana – 11/28/12
FGM	2, vs. UND – 11/17/12, UTSA – 11/21/12
FGA	4, Iowa State - 12/01/12
3PM	—
3PA	—
FTM	3, vs. Notre Dame – 11/17/12
FTA	4, vs. Notre Dame – 11/17/12

MISCELLANEOUS

	12-13	Career
Double-Figure PTS	0 (0-0)	0 (0-0)
20-plus Pts	0 (0-0)	0 (0-0)
Double-Figure REB	0 (0-0)	0 (0-0)
Double-Doubles	0 (0-0)	0 (0-0)
3-plus STL	0 (0-0)	0 (0-0)
3-plus BLK	0 (0-0)	0 (0-0)
3-plus 3-point FG	0 (0-0)	0 (0-0)
Scoring Leader	0 (0-0)	0 (0-0)
Rebound Leader	0 (0-0)	0 (0-0)
Assist Leader	0 (0-0)	0 (0-0)

2012-13 GAME-BY-GAME

Opponent	Date	GS	Min	FG	FGA	Pct	3FG	FGA	Pct	FT	FTA	Pct	Off	Def	TR	Avg	PF	FO	A	TO	Blk	Stl	Pts	Avg
TENNESSEE STATE	11/09/12		2	0	0	.000	0	0	.000	0	0	.000	0	0	0	0.0	2	0	0	0	0	0	0	0.0
GEORGIA STATE	11/13/12		2	0	1	.000	0	0	.000	0	0	.000	0	1	1	0.5	1	0	0	1	0	0	0	0.0
vs. Florida State	11/16/12		2	0	0	.000	0	0	.000	0	0	.000	1	0	1	0.7	2	0	0	1	0	0	0	0.0
vs. Notre Dame	11/17/12		11	2	3	.667	0	0	.000	3	4	.750	0	0	0	0.5	5	1	0	0	0	1	7	1.8
UTSA	11/21/12		8	2	2	1.000	0	0	.000	0	0	.000	1	2	3	1.0	2	0	0	0	0	0	4	2.2
CS NORTHBRIDGE	11/24/12		4	0	2	.000	0	0	.000	2	2	1.000	1	0	1	1.0	2	0	0	1	0	0	2	2.2
vs. Montana	11/28/12		7	1	3	.333	0	0	.000	0	0	.000	1	3	4	1.4	2	0	1	0	1	0	2	2.1
at Iowa State	12/01/12		9	1	4	.250	0	0	.000	1	2	.500	0	1	1	1.4	2	0	0	0	0	0	3	2.3
UTAH	12/08/12		4	1	1	1.000	0	0	.000	0	1	.000	2	0	2	1.4	1	0	0	0	0	0	2	2.2
at Weber State	12/15/12																							
EASTERN NM	12/18/12																							
at Baylor	12/21/12																							
NORTHERN ARIZONA	12/27/12																							
vs. Virginia Tech	12/29/12																							
LMU	01/03/13																							
at San Francisco	01/05/13																							
PEPPERDINE	01/10/13																							
at Santa Clara	01/12/13																							
SAINT MARY'S	01/16/13																							
SAN DIEGO	01/19/13																							
at Gonzaga	01/24/13																							
at Portland	01/26/13																							
at Pepperdine	01/31/13																							
SANTA CLARA	02/02/13																							
at San Diego	02/07/13																							
SAN FRANCISCO	02/09/13																							
PORTLAND	02/16/13																							
UTAH STATE	02/19/13																							
at Saint Mary's	02/21/13																							
GONZAGA	02/28/13																							
at LMU	03/02/13																							
Totals			0	49	7	16	.438	0	0	.000	6	.667	6	7	13	1.4	19	1	1	3	1	1	20	2.2

CAREER STATISTICS (ALL GAMES)

Year	GP	GS	Min	Avg	FG	FGA	Pct	3FG	FGA	Pct	FT	FTA	Pct	Off	Def	TR	Avg	PF	FO	A	TO	Blk	Stl	Pts	Avg
2012-13	9	0	49	5.4	7	16	.438	0	0	.000	6	9	.667	6	7	13	1.4	19	1	1	3	1	1	20	2.2
TOTAL	9	0	49	5.4	7	16	.438	0	0	.000	6	9	.667	6	7	13	1.4	19	1	1	3	1	1	20	2.2

CAREER STATISTICS (CONFERENCE GAMES)

Year	GP	GS	Min	Avg	FG	FGA	Pct	3FG	FGA	Pct	FT	FTA	Pct	Off	Def	TR	Avg	PF	FO	A	TO	Blk	Stl	Pts	Avg
2012-13	0	0	0	0.0	0	0	.000	0	0	.000	0	0	.000	0	0	0	0.0	0	0	0	0	0	0	0	0.0
TOTAL	0	0	0	0.0	0	0	.000	0	0	.000	0	0	.000	0	0	0	0.0	0	0	0	0	0	0	0	0.0

5 players scored in double figures

2/4/12 at Portland, 79-60 W, Davies - 18, Carlino - 13, Hartsock - 12, Cusick - 12, Zylstra - 12

6 players scored in double figures

12/7/11 vs. Weber State, 94-66 W, Hartsock - 19, Austin - 15, Abouo - 15, Rogers - 15, Zylstra - 15, Davies - 11

No players scored in double figures

2/21/05 at Air Force, 39-70 L

One player recorded a double-double

11/28/12 vs. Montana
Brandon Davies, 21 points, 10 rebounds

Two players record a double-double

2/23/12 at Gonzaga
Brandon Davies, 23 points, 10 rebounds
Charles Abouo, 10 points, 10 rebounds

Two double-digit rebounders

2/23/12 at Gonzaga
Davies, Abouo and Austin - 10 rebounds

Six players had 5 or more rebounds

1/1/11 vs. Fresno Pacific, C. Collinsworth-8, Rogers-5, Emery-5, Hartsock-5, Abouo-5, Davies-5

Five players had 6 or more rebounds

11/20/10 vs. Chicago State, Abouo-8, K. Collinsworth-7, Rogers-7, Anderson-6, C. Collinsworth-6, Davies-6

Four players had 9 or more rebounds

12/30/06 vs. Seton Hall, Cummand-12, Plaisted-9, Young-9, Ainge-9

Two players fouled out

2/23/12 vs. Saint Mary's
Brandon Davies, Nate Austin

Three or more players fouled out

1/3/09 vs. Wake Forest
Chris Miles, Gavin MacGregor, Charles Abouo

A BYU player received a technical foul

12/8/12 vs. Utah, Brandon Davies

An opponent player received a technical foul

11/28/12 vs. Montana, Keron DeShields

A BYU Coach received a technical foul

3/8/12 vs. Gonzaga - Dave Rose

An opponent Coach received a technical foul

12/20/11 vs. Buffalo - Reggie Witherspoon

A BYU player ejected from a game

11/23/02 vs. Kansas State
Travis Hansen (2 technical fouls)

An opponent player ejected from a game

1/30/10 vs. Utah - Marshall Henderson (flagrant foul)

A coach ejected from the game

11/30/05 vs. Lamar (at Delta Center)
Lamar coach Billy Tubbs (2 technical fouls)

AT LEAST two players scored 20+ points

11/21/12 vs. UTSA, Davies 22, Haws 20

Three players scored 20+ points

1/14/12 vs. Santa Clara, Davies 23, Carlino 21, Hartsock 21

Four players scored 20+ points

1/13/79 vs. UNM, D. Ainge-27, Scott Runia-25, Devin Durrant-20, Alan Taylor-20

Two players scored 25+ points

3/18/10 vs. Florida-NCAA 1st Round
Jimmer Fredette 37, Michael Loyd, Jr. 26

A player scored 30+ points

11/24/12 vs. CSUN, Tyler Haws, 32

A player attempted 20 or more field goals

11/17/12 vs. Notre Dame, Tyler Haws, 20

A player with 5 or more steals

2/23/12 at Gonzaga, Brandon Davies, 6

A player had double-digit assists

11/13/12 vs. Tennessee State, Matt Carlino, 10

A player made double-digit free throws

12/8/12 vs. Utah, Tyler Haws (10-10)

A player shot 100% at the free throw line (min. 8 atts)

12/8/12 vs. Utah, Tyler Haws (10-10)

A player shot 100% from the floor (min. 5 atts)

1/7/12 vs. San Francisco, Brock Zylstra (8-8)

A player shot 100% on threes (min. 3 atts)

1/7/12 vs. San Francisco, Brock Zylstra (6-6)

Did not make a three

11/22/96 vs. CS Fullerton (0-9)

Last time opponent did not make a three

2/2/08 at Wyoming (0-15)

BYU had six or fewer turnovers

1/11/11 at Utah, 5

BYU committed 25-plus turnovers

12/15/07 vs. Pepperdine, 86-67 W (29)

BYU committed 11 or less team fouls in a game

1/21/12 at Pepperdine, 11

BYU scored 90 points

1/14/12 vs. Santa Clara, 95-78 W

BYU scored 100 points

3/5/11 vs. Wyoming, 102-78 W

BYU scored 110 points

12/22/09 vs. Nevada 110-104 W

BYU scored less than 50 points in a game

1/15/08 at UNLV 41-70 L

Held opponent to less than 50 points in a game

12/10/11 at Utah 61-42 W

BYU scored less than 40 points in a game

2/21/05 at Air Force 39-70 L

Held opponent to less than 40 points in a game

11/23/10 vs. Mississippi Valley State 83-36 W

Shot 60% from the field

3/6/10 at TCU, (.623), 38-61

Opponent shot 60% from the field

12/22/05 at Utah State, (.600), 36-60

Shot 70% from the field in a half

3/6/10 at TCU, (.720), 18-25

Did not miss a 2-point FG attempt in a half

2/23/04 vs. Air Force, 13-13 inside the arc, (14-17, .824 overall)

Shot less than 30% from the field

2/21/05 at Air Force, (.280), 14-50

Shot 100% from the free throw line

11/26/11 vs. Wisconsin (11-11)

Shot 90% from the free throw line (at least 10 attempts)

11/30/11 vs. Northern Arizona, (.900), 9-10

Shot less than 50% from the free throw line

11/20/08 vs. North Florida, (.400), 4-10

Shot 60% on 3-pointers

1/7/12 vs. San Francisco, (.632), 12-19

Shot 70% on 3-pointers

1/26/08 vs. New Mexico, (.813), 13-16

Opponent scored less than 20 points in the 1st half

12/10/11 at Utah, 17 (25-17, 61-42 W)

Opponent scored less than 20 points in the 2nd half

3/13/12 vs. Iona, 17 (38-17, 78-72 W)

BYU scored less than 20 points in the 1st half

2/21/05 at Air Force, 13 (BYU trailed 13-37)

BYU scored less than 20 points in the 2nd half

1/15/00 vs. Utah, 19

Opponent scored 50 or more points in a half

3/13/12 vs. Iona, 55 (first half)

BYU scored 50 or more points in the first half

1/11/11 at Utah, 53

BYU scored 50 or more points in the second half

1/14/12 vs. Santa Clara, 50

BYU scored 60 or more points in the first half

11/20/10 vs. Chicago State, 60

BYU scored 60 or more points in the second half

12/22/09 vs. Nevada, 64

Won by 50 or more points (largest margin ever)

12/22/06 vs. W. Oregon (62) 102-40

Won by 50 or more points

11/23/10 vs. Mississippi Valley State (50) 86-36

Won by 40 or more points

11/23/10 vs. Mississippi Valley State (50) 86-36

Won by 30 or more points

2/11/12 vs. Pepperdine (38) 86-48

Won by 25 or more points

11/28/12 vs. Montana (25) 85-60

Lost by 35-plus points

11/22/04 vs. North Carolina (36) 86-50

Lost by 30-plus points

2/21/05 at Air Force (31) 39-70

Lost by 25-plus points

1/15/08 at UNLV (29) 70-41

Played an overtime game

3/24/11 vs. Florida, 74-83 (OT)

Won in single overtime

2/26/08 at New Mexico, 70-69

Lost in overtime

3/24/11 vs. Florida, 74-83 (OT)

Played a double OT game

11/26/10 vs. South Florida, 77-75 (2OT)

Played a triple OT game

2/28/98 at UTEP 76-75 W (3OT)

Won 15-straight games

2009-10 (15)

Won 10-straight games

2010-11 (10)

Lost 3-straight games

2004-05 (three times)
last time - @ New Mexico, @ Air Force, @ Utah

Lost 4-straight games

2004-05 @ New Mexico, @ Air Force, @ Utah, UNLV

Lost 5-straight games

2004-05 @ UNM, @ AFA, @ Utah, UNLV, vs. UNM (at MWC)

Lost 9-straight games

1997-98

Lost 10-straight games

1996-97 (21) - school record

Played an NCAA Tournament game

3/15/12 vs. Marquette-NCAA 2nd Round, 68-88

Won an NCAA Tournament game

3/13/12 vs. Iona-NCAA 1st Round, 78-72

Won two NCAA Tournament games

1980-81 Princeton 60-51, UCLA 78-55, Notre Dame 51-50, then lost to Virginia 60-74
2010-11 Wofford 74-66, Gonzaga 89-67

Won three NCAA Tournament games

1980-81 Princeton 60-51, UCLA 78-55, Notre Dame 51-50, then lost to Virginia 60-74

Played in the NIT

3/15/06 at Houston 67-77 L

Won an NIT game

3/14/02 vs. UC Irvine 78-55 W

Won two NIT games

1999-00 Bowling Green 81-54, So. Illinois 82-57
Then lost to Notre Dame in quarterfinals

Won three NIT games

1965-66 NIT CHAMPIONS
1950-51 NIT CHAMPIONS

Won a conference tournament

2000-01

Won a regular season conference title

2010-11

Won a conference regular season outright

2007-08

Defeated a ranked team

2/2/12 vs. Gonzaga (24/RV), 83-73

Defeated a ranked team at home

2/2/12 vs. Gonzaga (24/RV), 83-73

Defeated a ranked team on the road

2/26/11 at SDSU (6/4), 80-67

Was ranked in the top 25 AP Poll

3/14/11 Ranked 10th

Was ranked in the top 25 Coaches Poll

3/29/11 Ranked 13th

Finished season ranked in the top 25 polls

2010-11 10th (AP), 13th (Coaches)

Official Basketball Box Score -- Game Totals -- Final Statistics
Tennessee State vs BYU
11/09/12 7:05 pm at Provo, Utah, Marriott Center

Tennessee State 66 • 0-1, 0-0 OVC

Table with columns: #, Player, FG-FGA, 3-Ptr, FT-FTA, Rebounds, PF, TP, A TO Blk Stl, Min. Rows include players like THORNTON, MILLER, RHETT, etc.

FG % 1st Half: 10-26 38.5% 2nd half: 13-42 31.0% Game: 23-68 33.8%
3FG % 1st Half: 4-11 36.4% 2nd half: 2-10 20.0% Game: 6-21 28.6%
FT % 1st Half: 4-7 57.1% 2nd half: 10-16 62.5% Game: 14-23 60.9%

BYU 81 • 1-0, 0-0 WCC

Table with columns: #, Player, FG-FGA, 3-Ptr, FT-FTA, Rebounds, PF, TP, A TO Blk Stl, Min. Rows include players like DAVIES, HAWS, CARLINO, etc.

FG % 1st Half: 14-29 48.3% 2nd half: 16-26 61.5% Game: 30-55 54.5%
3FG % 1st Half: 2-9 22.2% 2nd half: 3-5 60.0% Game: 5-14 35.7%
FT % 1st Half: 4-5 80.0% 2nd half: 12-20 60.0% Game: 16-25 64.0%

Officials: James Giron, Marc Beasley, Jeffrey Kent
Technical fouls: Tennessee State-None. BYU-None.
Attendance: 16283

Score by periods table with columns: 1st, 2nd, Total. Rows for Tennessee State and BYU.

Last FG - TSU 2nd-01:13, BYU 2nd-00:49.
Largest lead - TSU by 5 1st-12:52, BYU by 19 2nd-02:07.

Official Basketball Box Score -- Game Totals -- Final Statistics
Georgia State vs BYU
11/13/12 7:05 pm at Provo, Utah, Marriott Center

Georgia State 62 • 0-2

Table with columns: #, Player, FG-FGA, 3-Ptr, FT-FTA, Rebounds, PF, TP, A TO Blk Stl, Min. Rows include players like White, Hunter, Atkins, etc.

FG % 1st Half: 9-34 26.5% 2nd half: 14-31 45.2% Game: 23-65 35.4%
3FG % 1st Half: 2-12 16.7% 2nd half: 1-10 10.0% Game: 3-22 13.6%
FT % 1st Half: 6-6 100.0% 2nd half: 7-9 77.8% Game: 13-15 86.7%

BYU 80 • 2-0

Table with columns: #, Player, FG-FGA, 3-Ptr, FT-FTA, Rebounds, PF, TP, A TO Blk Stl, Min. Rows include players like DAVIES, HAWS, CARLINO, etc.

FG % 1st Half: 18-31 58.1% 2nd half: 13-29 44.8% Game: 31-60 51.7%
3FG % 1st Half: 6-12 50.0% 2nd half: 2-8 25.0% Game: 8-20 40.0%
FT % 1st Half: 2-2 100.0% 2nd half: 8-10 80.0% Game: 10-12 83.3%

Officials: Michael Reed, Gregory Nixon, Mark Cook
Technical fouls: Georgia State-None. BYU-None.
Attendance: 13181

Score by periods table with columns: 1st, 2nd, Total. Rows for Georgia State and BYU.

Last FG - GSU 2nd-00:23, BYU 2nd-02:00.
Largest lead - GSU None, BYU by 29 1st-10:31.

Official Basketball Box Score -- Game Totals -- Final Statistics
Florida State vs BYU
11/16/12 7:10 p.m. at Brooklyn, N.Y. (Barclays Center)

Florida State 88 • 2-1

Table with columns: #, Player, FG-FGA, 3-Ptr, FT-FTA, Rebounds, PF, TP, A TO Blk Stl, Min. Rows include players like White, Turpin, Brandon, etc.

FG % 1st Half: 15-25 60.0% 2nd half: 14-25 56.0% Game: 29-50 58.0%
3FG % 1st Half: 4-8 50.0% 2nd half: 7-12 58.3% Game: 11-20 55.0%
FT % 1st Half: 10-13 76.9% 2nd half: 9-14 64.3% Game: 19-27 70.4%

BYU 70 • 2-1

Table with columns: #, Player, FG-FGA, 3-Ptr, FT-FTA, Rebounds, PF, TP, A TO Blk Stl, Min. Rows include players like DAVIES, SHARP, HAWS, etc.

FG % 1st Half: 13-36 36.1% 2nd half: 12-39 30.8% Game: 25-75 33.3%
3FG % 1st Half: 3-12 25.0% 2nd half: 3-13 23.1% Game: 6-25 24.0%
FT % 1st Half: 6-7 85.7% 2nd half: 8-12 66.7% Game: 14-19 73.7%

Officials: Karl Hess, Les Jones, Ray Natili
Technical fouls: Florida State-None. BYU-None.
Attendance:

Score by periods table with columns: 1st, 2nd, Total. Rows for Florida State and BYU.

Last FG - FS 2nd-04:01, BYU 2nd-02:08.
Largest lead - FS by 27 2nd-09:47, BYU None.

24 #BYUhoops

Official Basketball Box Score -- Game Totals -- Final Statistics
BYU vs Notre Dame
11/17/12 7:00 p.m. at Brooklyn, N.Y. (Barclays Center)

BYU 68 • 2-2

Table with columns: #, Player, FG-FGA, 3-Ptr, FT-FTA, Rebounds, PF, TP, A TO Blk Stl, Min. Rows include players like DAVIES, SHARP, HAWS, etc.

FG % 1st Half: 11-31 35.5% 2nd half: 13-32 40.6% Game: 24-63 38.1%
3FG % 1st Half: 2-8 25.0% 2nd half: 1-6 16.7% Game: 3-14 21.4%
FT % 1st Half: 8-12 66.7% 2nd half: 9-10 90.0% Game: 17-22 77.3%

Notre Dame 78 • 3-1

Table with columns: #, Player, FG-FGA, 3-Ptr, FT-FTA, Rebounds, PF, TP, A TO Blk Stl, Min. Rows include players like CONNAUGHTON, COOLEY, ATKINS, etc.

FG % 1st Half: 11-26 42.3% 2nd half: 14-22 63.6% Game: 25-48 52.1%
3FG % 1st Half: 1-7 14.3% 2nd half: 5-6 83.3% Game: 6-13 46.2%
FT % 1st Half: 8-10 80.0% 2nd half: 14-18 77.8% Game: 22-28 78.6%

Officials: Brian Dorsey, Tim Kelly, Jerry Heater
Technical fouls: BYU-None. Notre Dame-None.
Attendance:

Score by periods table with columns: 1st, 2nd, Total. Rows for BYU and Notre Dame.

Last FG - BYU 2nd-00:36, ND 2nd-03:36.
Largest lead - BYU by 7 2nd-14:45, ND by 10 2nd-00:02.

Score tied - 12 times.
Lead changed - 10 times.

Official Basketball Box Score -- Game Totals -- Final Statistics
UTAH vs BYU
12/08/12 7:05 pm at Provo, Utah, Marriott Center

UTAH 58 • 6-3, 0-0 Pac 12

##	Player	Total		3-Ptr	Rebounds			PF	TP	A	TO	Blk	Stl	Min
		FG-FGA	FG-FGA	FT-FTA	Off	Def	Tot							
01	Dean, Glen	* 3-10	3-6	1-2	0	4	4	1	10	3	3	0	0	32
05	DuBois, Jarred	* 1-8	0-6	2-4	0	2	2	4	4	2	6	0	1	33
21	Loveridge, Jordan	* 5-11	1-2	3-3	0	0	0	1	14	1	0	1	0	36
31	Bachynski, Dallin	* 2-3	0-0	3-4	2	7	9	4	7	2	2	1	0	16
43	Martin, Cedric	* 0-4	0-2	0-0	2	4	6	3	0	2	0	0	2	25
02	Dotson, Aaron	* 2-3	0-1	0-0	0	0	0	1	4	2	1	0	0	9
03	Seymour, Justin	* 1-6	1-5	2-2	0	6	6	2	5	0	2	0	0	18
10	Lenz, Renan	* 1-2	1-1	2-2	0	1	1	3	5	0	0	0	0	8
42	Washburn, Jason	* 4-5	0-0	1-1	3	4	7	2	9	0	1	2	0	23
Team					2	3	5							
Totals		19-52	6-23	14-18	9	31	40	21	58	12	15	4	3	200

FG % 1st Half: 13-28 46.4% 2nd half: 6-24 25.0% Game: 19-52 36.5% Deadball
 3FG % 1st Half: 3-8 37.5% 2nd half: 3-15 20.0% Game: 6-23 26.1% Rebounds
 FT % 1st Half: 6-7 85.7% 2nd half: 8-11 72.7% Game: 14-18 77.8% 2

BYU 61 • 6-3, 0-0 WCC

##	Player	Total		3-Ptr	Rebounds			PF	TP	A	TO	Blk	Stl	Min
		FG-FGA	FG-FGA	FT-FTA	Off	Def	Tot							
00	DAVIES, Brandon	* 4-10	0-0	3-6	4	2	6	3	11	0	3	3	2	33
02	CUSICK, Craig	* 2-6	2-5	2-2	0	0	0	2	8	2	2	0	2	29
03	HAWS, Tyler	* 2-10	0-3	10-10	2	4	6	2	14	1	1	0	1	34
12	SHARP, Josh	* 1-6	0-1	0-2	3	6	9	4	2	0	0	0	2	31
13	ZYLSTRA, Brock	* 0-6	0-4	0-0	0	5	5	1	0	1	3	0	0	21
01	DELGADO, Raul	* 0-1	0-1	0-0	1	0	1	0	0	0	0	0	0	1
10	CARLINO, Matt	* 7-13	5-10	0-0	0	3	3	2	19	5	2	0	3	30
20	WINDER, Anson	* 1-4	0-2	1-2	0	1	1	0	3	0	0	0	0	8
33	AUSTIN, Nate	* 1-4	0-0	0-0	1	2	3	1	2	0	0	0	0	9
42	HARWARD, Ian	* 1-1	0-0	0-1	2	0	2	1	2	0	0	0	0	4
Team					3	3	6							
Totals		19-61	7-26	16-23	16	26	42	16	61	9	11	3	10	200

FG % 1st Half: 9-31 29.0% 2nd half: 10-30 33.3% Game: 19-61 31.1% Deadball
 3FG % 1st Half: 3-14 21.4% 2nd half: 4-12 33.3% Game: 7-26 26.9% Rebounds
 FT % 1st Half: 5-6 83.3% 2nd half: 11-17 64.7% Game: 16-23 69.6% 2

Officials: Mike Scypfers, Randy McCall, Ken Ditty
 Technical fouls: UTAH-None. BYU-DAVIES, Brandon.
 Attendance: 16109

Score by periods	1st	2nd	Total
UTAH	35	23	58
BYU	26	35	61

	In	Off	2nd	Fast	Bench
Points					
UTAH	22	6	8	0	23
BYU	18	13	9	4	26

Last FG - UTAH 2nd-07:05, BYU 2nd-02:47.
 Largest lead - UTAH by 12 1st-02:59, BYU by 3 2nd-00:16.

Score tied - 6 times.
 Lead changed - 5 times.

2012-13 SEASON STATISTICS
BYU Combined Team Statistics (as of Dec 09, 2012)
All games

RECORD:	OVERALL	HOME	AWAY	NEUTRAL
ALL GAMES	6-3	5-0	0-1	1-2
CONFERENCE	0-0	0-0	0-0	0-0
NON-CONFERENCE	6-3	5-0	0-1	1-2

#	Player	gp-gs	min	avg	Total		3-Point		F-Throw		Rebounds					pf	dq	a	to	blk	stl	pts	avg	
					fg-fga	fg%	3fg-fga	3fg%	ft-fta	ft%	off	def	tot	avg										
03	HAWS, Tyler	9-9	299	33.2	62-135	.459	11-33	.333	46-49	.939	17	33	50	5.6	13	0	26	24	2	11	181	20.1		
00	DAVIES, Brandon	9-9	250	27.8	56-108	.519	1-4	.250	48-72	.667	20	46	66	7.3	28	0	25	27	17	13	161	17.9		
13	ZYLSTRA, Brock	9-9	249	27.7	26-67	.388	14-40	.350	8-10	.800	3	35	38	4.2	22	0	22	11	1	11	74	8.2		
10	CARLINO, Matt	9-5	216	24.0	28-73	.384	8-32	.250	5-8	.625	7	19	26	2.9	10	0	41	15	0	12	69	7.7		
02	CUSICK, Craig	9-4	228	25.3	16-45	.356	11-30	.367	7-11	.636	2	23	25	2.8	13	0	24	13	0	11	50	5.6		
12	SHARP, Josh	9-8	219	24.3	22-41	.537	0-2	.000	6-11	.545	22	25	47	5.2	24	0	3	10	7	4	50	5.6		
33	AUSTIN, Nate	9-0	115	12.8	12-31	.387	1-3	.333	6-12	.500	17	19	36	4.0	13	0	3	6	5	4	31	3.4		
42	HARWARD, Ian	9-0	49	5.4	7-16	.438	0-0	.000	6-9	.667	6	7	13	1.4	19	1	1	3	1	1	20	2.2		
05	AMBROSINO, Agustin	8-1	54	6.8	6-12	.500	5-11	.455	0-0	.000	2	6	8	1.0	9	0	2	7	2	1	17	2.1		
23	CALVERT, Cory	7-0	46	6.6	4-14	.286	1-6	.167	0-0	.000	0	3	3	0.4	6	0	3	2	0	1	9	1.3		
01	DELGADO, Raul	7-0	49	7.0	4-14	.286	1-6	.167	0-0	.000	3	4	7	1.0	7	0	4	1	0	2	9	1.3		
20	WINDER, Anson	6-0	26	4.3	1-5	.200	0-3	.000	2-4	.500	1	2	3	0.5	2	0	0	0	0	0	4	0.7		
Team											16	21	37											
Total.....		9	1800		244-561	.435	53-170	.312	134-186	.720	116	243	359	39.9	166	1	154	120	35	71	675	75.0		
Opponents.....		9	1800		217-515	.421	54-165	.327	144-192	.750	84	232	316	35.1	172	5	119	135	31	62	632	70.2		

TEAM STATISTICS	BYU	OPP	Date	Opponent	Score	Att.
SCORING	675	632	11/09/12	TENNESSEE STATE	w 81-66	16283
Points per game	75.0	70.2	11/13/12	GEORGIA STATE	w 80-62	13181
Scoring margin	+4.8	-	11/16/12	vs Florida State	L 70-88	6433
FIELD GOALS-ATT	244-561	217-515	11/17/12	vs Notre Dame	L 68-78	5502
Field goal pct	.435	.421	11/21/12	UTSA	w 81-62	16475
3 POINT FG-ATT	53-170	54-165	11/24/12	CAL STATE NORTHRIDGE	w 87-75	20900
3-point FG pct	.312	.327	11/28/12	vs Montana	w 85-60	12378
3-pt FG made per game	5.9	6.0	12-01-12	at Iowa State	L 62-83	13739
FREE THROWS-ATT	134-186	144-192	12/08/12	UTAH	w 61-58	16109
Free throw pct	.720	.750	* - Conference game			
F-Throws made per game	14.9	16.0				
REBOUNDS	359	316				
Rebounds per game	39.9	35.1				
Rebounding margin	+4.8	-				
ASSISTS	154	119				
Assists per game	17.1	13.2				
TURNOVERS	120	135				
Turnovers per game	13.3	15.0				
Turnover margin	+1.7	-				
Assist/turnover ratio	1.3	0.9				
STEALS	71	62				
Steals per game	7.9	6.9				
BLOCKS	35	31				
Blocks per game	3.9	3.4				
ATTENDANCE	82948	38052				
Home games-Avg/Game	5-16590	1-13739				
Neutral site-Avg/Game	-	3-8104				

Score by Periods	1st	2nd	Totals
BYU	344	331	675
Opponents	311	321	632