

BYU BASKETBALL

Kyle Chilton, BYU Athletic Communications | O: (801) 422-4909 | C: (801) 372-2080 | kyle_chilton@byu.edu | 30 Smith Fieldhouse • Provo, UT • 84602

BYU 2014-15 SCHEDULE

O29	Wed	Cougar Tipoff	BYUtv	
N1	Sat	Colorado School of Mines (Exh)	BYUtv	W, 82-64
N8	Sat	Seattle Pacific (Exh)	BYUtv	W, 75-44
N14	Fri	Long Beach State	BYUtv	W, 95-90
N18	Tue	Arkansas-Little Rock*	BYUtv	W, 91-62
N19	Wed	Southern Virginia	BYUtv	W, 101-48
N24	Mon	vs. No. 15 San Diego State*	ESPN2 L, 87-92 (20T)	
N25	Tue	vs. Chaminade*	ESPN2 W, 121-85	
N26	Wed	vs. Purdue*	ESPN2 L, 85-87 (OT)	
N29	Sat	Eastern Kentucky	BYUtv	W, 90-76
D2	Tue	at Utah State	CBS SN	W, 91-81
D6	Sat	vs. Hawaii#	BYUtv	W, 90-70
D10	Wed	No. 13 Utah	ESPNU	L, 61-65
D13	Sat	at Weber State	KJZZ	W, 76-60
D20	Sat	Stanford	ESPNU	W, 79-77
D23	Tue	UMass	BYUtv	W, 77-71 (OT)
D27	Sat	No. 8 Gonzaga	ESPN2	L, 80-87
D29	Mon	Portland	BYUtv	W, 97-88
J1	Thu	at Santa Clara	BYUtv	W, 81-46
J3	Sat	at San Francisco	ROOT/CSN BA	W, 99-68
J8	Thu	Pepperdine	ESPNU	L, 61-67
J10	Sat	Loyola Marymount	BYUtv	W, 85-72
J15	Thu	at Pacific	ESPNU	W, 93-80
J17	Sat	at Saint Mary's	ESPN2	L, 77-82
J24	Sat	at San Diego	TWC/Root	L, 74-77
J29	Thu	San Francisco	ESPNU	W, 78-74
J31	Sat	Santa Clara	BYUtv	W, 78-57
F5	Thu	at Pepperdine	TWC/Root	L, 74-80
F7	Sat	at Loyola Marymount	TWC/Root	W, 87-68
F12	Thu	Saint Mary's	ESPN2	W, 82-60
F14	Sat	Pacific	BYUtv	W, 84-59
F19	Thu	San Diego	ESPNU	8 p.m.
F26	Thu	at Portland	Root	7 p.m.
F28	Sat	at Gonzaga	ESPN 2	7 p.m.

^ Exhibition
 * EA SPORTS Maui Invitational
 # at EnergySolutions Arena
 All times local to site

SOCIAL MEDIA

Website: www.BYUcougars.com
 Facebook: [/BYUbasketball](https://www.facebook.com/BYUbasketball) | [/BYUcougars](https://www.facebook.com/BYUcougars)
 Twitter: [@BYUbasketball](https://twitter.com/BYUbasketball) | [@BYUcougars](https://twitter.com/BYUcougars)
 Instagram: [BYUcougars](https://www.instagram.com/BYUcougars)
 Vine: [BYUcougars](https://vine.co/BYUcougars)
 Hashtag: [#BYUhoops](https://twitter.com/BYUcougars)

Follow @BYUgamenotes on Twitter for in-game Cougar achievements, milestones and notes.



San Diego (14-13, 7-8 WCC) TOREROS

Head Coach: Bill Grier
 Alma Mater: Oregon, 1990
 Division I Career Record: 116-141 (8th)
 Record at San Diego: Same

GAME INFORMATION

TV: ESPNU
 TV Talent: Roxy Bernstein (play-by-play)
 Corey Williams (analyst)
 Live Video: WatchESPN.com
 Radio: Cougar IMG Sports Network
 KSL 102.7 FM / 1160 AM
 Radio Talent: Greg Wrubell (play-by-play)
 Mark Durrant (analyst)
 Live Stats: BYUcougars.com

SERIES INFORMATION

Series Record: BYU leads 8-3
 Last Meeting: USD won 77-74, 1/24/15
 H/A/N: 4-0/3-2/1-1



BYU (20-8, 10-5 WCC) COUGARS

Head Coach: Dave Rose
 Alma Mater: Houston, 1983
 Division I Career Record: 252-86 (10th)
 Record at BYU: Same

BYU STORYLINES

- BYU is 20-8 in Dave Rose's 10th season. Rose is BYU's all-time leader in winning percentage at 74.6 percent and second in career wins at 252. He has led the Cougars to 10-straight 20-win seasons (including 2014-15) and nine-straight postseason appearances (7 NCAA tournament appearances and 2 NITs).
- Tyler Haws has been named to the Wooden Award Late Season Top 20, the Naismith Trophy Midseason Top 30 and a finalist for the Senior CLASS Award. He is currently third nationally in scoring at 22.2 ppg.
- Kyle Collinsworth has set the NCAA record for triple-doubles in a season with five (against Hawai'i, Gonzaga, at San Francisco, at Pacific, at LMU). He also has 11 double-doubles on the year and has reach 1,000 career points.
- Skyler Halford is averaging 13.3 points and shooting .545 from the field and .489 from three over the last 10 games.

BYU'S PROJECTED STARTING LINEUP



#5 | Kyle Collinsworth
 Guard
 6-6 | 210 | Jr.
 Provo, Utah
 Provo HS

GP/GS	MPG	Pts	Reb	Ast	Stl	FG%	3PT%	FT%
26/26	30.5	13.1	8.6	5.8	1.9	.480	.263	.723

Last Game: Totaled 12 points, 12 rebounds and 9 assists against Pacific
Notes: Three-time WCC Player of the Week (Dec. 8, Dec. 29, Feb. 9) ... has 11 double-doubles and an NCAA record five triple-doubles ... top 60 in the nation in rebounds, assists and steals



#1 | Chase Fischer
 Guard
 6-3 | 195 | Jr.
 Ripley, West Virginia
 Wake Forest

GP/GS	MPG	Pts	Reb	Ast	Stl	FG%	3PT%	FT%
27/26	27.3	13.6	2.1	2.3	0.8	.433	.420	.792


Last Game: Had 16 points, hit 4 threes and added 1 rebound and 2 assists vs. Pacific
Notes: Has scored in double figures 18 times this season ... made a BYU record 10 3s against Chaminade ... leads the team with 84 made threes, 6th all-time at BYU in a single season



#3 | Tyler Haws
 Guard
 6-5 | 195 | Sr.
 Alpine, Utah
 Lone Peak HS

GP/GS	MPG	Pts	Reb	Ast	Stl	FG%	3PT%	FT%
28/28	31.8	22.2	4.3	2.4	0.9	.474	.367	.887

Last Game: Totaled 20 points, 2 rebounds, 1 assist and 1 block vs. Pacific
Notes: First in the WCC, third in the nation in scoring ... has 3 30-point games this season ... has scored 20-plus points 20 times ... second all-time in scoring at BYU ... a candidate for the Wooden Award, Naismith Trophy and the Senior CLASS Award



#12 | Josh Sharp
 Forward
 6-7 | 190 | Sr.
 Highland, Utah
 Utah

GP/GS	MPG	Pts	Reb	Ast	Stl	FG%	3PT%	FT%
16/3	9.1	1.9	2.3	0.8	0.4	.611	.500	.750

Last Game: Had 3 points, 8 rebounds, 1 assist and 2 blocks vs. Pacific
Notes: Has started BYU's last three games ... averaging 4.3 points, 7.0 rebounds, 3.0 assists, 1.0 block and 1.0 steal as a starter ... owns a career field goal percentage of 55.8 percent



#44 | Corbin Kaufusi
 Center
 6-10 | 245 | Fr.
 Provo, Utah
 Timpview HS

GP/GS	MPG	Pts	Reb	Stl	Blk	FG%	3PT%	FT%
27/6	14.9	2.9	3.3	0.3	0.9	.532	.000	.560

Last Game: Had 6 points, 2 rebounds and 1 block vs. Pacific
Notes: Leads BYU in blocked shots ... has started the last six games for the Cougars ... has totaled 14 blocks in the last eight games ... originally came to BYU to play football

OFF THE BYU BENCH

No.	Name	Pos.	Ht.	Wt.	Yr.	Pts.	Reb.	Hometown (Previous School)	Notes
2	Jordan Ellis	G	6-1	180	Jr.	0.2	0.4	Medford, Ore. (Portland State)	Had 1 rebound vs. Pacific
10	Ryan Andrus	F	6-11	215	Fr.	1.5	1.4	American Fork, Utah (American Fork HS)	Had 2 rebounds vs. Pacific
15	Jake Toolson	G	6-5	215	Fr.	2.5	1.5	Gilbert, Ariz. (Highland HS)	Played 1 minute vs. Pacific
20	Anson Winder	G	6-3	190	Sr.	14.0	3.7	Las Vegas, Nev. (Bishop Gorman HS)	Did not play vs. Pacific due to a pulled groin
23	Skyler Halford	G	6-1	175	Sr.	8.1	1.7	Orem, Utah (SLCC)	Averaging 17.7 points over the last 3 games ... scored 18 vs. Pacific
24	Frank Bartley IV	G	6-3	200	So.	2.4	1.7	Baton Rouge, La. (Future College Prep)	Had 7 points, 4 boards, 1 assist and 3 blocks vs. Pacific
30	Dalton Nixon	F	6-7	215	Fr.	2.2	1.8	Orem, Utah (Orem HS)	Scored 2 points vs. Pacific
33	Nate Austin	F	6-11	230	Sr.	3.0	5.6	Alpine, Utah (Lone Peak HS)	Suffered a torn right hamstring on Dec. 10 ... out for the season
35	Isaac Neilson	C	6-11	225	Fr.	3.4	2.6	Mission Viejo, Calif. (Mission Viejo HS)	Played 6 minutes vs. Pacific
41	Luke Worthington	F	6-10	235	So.	2.1	1.8	Mequon, Wis. (Homestead HS)	Had 1 block and 2 rebounds vs. Pacific

CAREER HIGHLIGHTS

- 252-86 overall record (second all-time at BYU in wins) for a BYU record .746 winning percentage
- Currently 10th among active coaches in the NCAA in career winning percentage (as of Feb. 14, 2015)
- Reached 200 career victories in his 259th game as a head coach, 15th fastest in NCAA history
- With 232 victories through nine seasons is fifth all-time for best career starts by wins in NCAA history
- With 209 victories through first eight seasons is fourth all-time for best career starts by wins in NCAA history
- With 185 victories through first seven seasons is fourth all-time for best career starts by wins in NCAA history
- With 159 victories through first six seasons is tied for third all-time for best career starts by wins in NCAA history
- With 127 victories through five seasons is sixth all-time for best career starts by wins in NCAA history
- Streak of nine-consecutive 20-win seasons is tied for 20th all-time in NCAA history and tied for the 10th longest current streak (as of the 2013-14 season)
- Four Mountain West Conference regular season titles, a BYU and MWC record
- Three-time MWC Coach of the Year (2006, 2007, 2011)
- Two-time USBWA District VIII Coach of the Year (2006, 2011)
- Naismith Coach of the Year Finalist in 2011
- Honorable Mention for National Coach of the Year by Scout.com (2006)
- Seven trips to the NCAA tournament (a BYU record), including six-consecutive trips from 2007 to 2012 (a BYU record)
- Six-consecutive 25-win seasons (2006-11), and 10-consecutive 20-win seasons, both BYU records
- Holds top two spots for wins in a season in BYU history with 32 in 2010-11 and 30 in 2009-10
- Only BYU coach to win at least 20 games in each of his first nine seasons
- Took BYU to the Sweet 16 in 2011 for the first time since 1981
- Coached Jimmer Fredette, the 2011 Consensus National Player of the Year
- Inducted into the Dixie State Athletics Hall of Fame on Sept. 14, 2013

COACHING EXPERIENCE

- BYU Head Coach (2005-present)
- BYU Associate Head Coach (2000-2005)
- BYU Assistant Coach (1997-2000)
- Dixie State Head Coach (1990-1997)
- Dixie State Assistant Coach (1987-1990)
- Assistant coach at Pine View High School (1986-87)
- Head coach at Millard High School (1983-86)

SERVICE

- A member of the National Coaches vs. Cancer Council
- Assisting with the Hope Lodge, a facility to be constructed in Salt Lake City to house families of cancer patients
- NABC Game Pillar Award for Service in 2008
- 63rd recipient of the Dale Rex Memorial Award
- Honorary Chair of the Children with Cancer Christmas Foundation
- Was the first coach in the state of Utah to participate in the American Cancer Society's nationwide Coaches vs. Cancer campaign
- Lobbied before Congress for more funding for cancer research in September 2010

EDUCATION

- Houston (1983, B.A.)

PLAYING CAREER


- Played baseball and basketball at Dixie State College
- Played for Houston from 1980-83 (played in 1980-81 and 82-83, redshirted in 1981-82)
- Co-Captain on the famous "Phi-Slamma Jamma" team that featured Hakeem (then Akeem) Olajuwon and Clyde Drexler
- Helped Houston achieve a No. 1 ranking and reach the national championship game in 1983

MISSION

- Manchester England (1977-79)

PERSONAL/FAMILY

- Wife: Cheryl
- Children: Daughter Chanell and husband Brock Reichner, son Garrett and wife Brooke, daughter Taylor
- Dave and Cheryl Rose have seven grandchildren



TOP CAREER START BASED ON CURRENT NUMBER OF YEARS (THROUGH 2013-14)

Coch, School	Yrs.	W	L	Pct.
Brad Underwood, Stephen F. Austin	1	32	3	.914
Kevin Ollie, UConn	2	52	18	.743
Steve Prohm, Murray State	3	75	23	.765
Fred Hoiberg, Iowa State	4	90	47	.657
Andy Toole, Robert Morris	4	90	50	.643
Shaka Smart, VCU	5	137	46	.749
John Groce, Illinois	6	128	84	.604
Buzz Williams, Virginia Tech	7	153	86	.640
Tim Cluess, Iona	8	190	68	.736
Dave Rose, BYU	9	232	78	.748
Sean Miller, Arizona	10	249	95	.724
Jamie Dixon, Pittsburgh	11	288	96	.750
Mike Anderson, Arkansas	12	259	137	.654
Randy Bennett, Saint Mary's	13	286	137	.676
Thad Matta, Ohio State	14	377	114	.768
Mark Few, Gonzaga	15	403	100	.801

BEST CAREER STARTS BY WINS, 9 SEASONS

Coch, School	Date	W	L	Pct.
Roy Williams, Kansas	1989-97	247	58	.810
Everett Case, NC State	1947-55	241	56	.811
Jamie Dixon, Pittsburgh	2004-12	238	77	.756
Mark Few, Gonzaga	2000-08	236	60	.797
Dave Rose, BYU	2006-14	232	78	.748
Thad Matta, Butler, Xavier, OSU	2001-09	229	77	.748
Denny Crum, Louisville	1972-80	219	55	.799
Jerry Tarkanian, LBSU, UNLV	1969-76	218	33	.869
Sean Miller, Xavier, Arizona	2005-13	216	90	.706
Bruce Weber, S. Ill., Illinois	1999-07	215	82	.724

ROSE'S BYU COACHING LEDGER

Season	Overall	Pct.	Home	Pct.	Away	Pct.	Neutral	Pct.	Conf.	Pct.	Tourney	NCAA/NIT
05-06	20-9	.690	14-1	.933	5-7	.417	1-2	.500	12-4	.750	0-1	0-1 NIT
06-07	25-9	.735	17-0	1.000	6-7	.462	2-2	.500	13-3	.813	2-1	0-1 NCAA
07-08	27-8	.771	16-0	1.000	9-3	.615	3-3	.500	14-2	.875	2-1	0-1 NCAA
08-09	25-8	.758	14-2	.875	8-5	.750	2-3	.400	12-4	.750	1-1	0-1 NCAA
09-10	30-6	.833	15-1	.938	10-4	.714	5-1	.833	13-3	.813	1-1	1-1 NCAA
10-11	32-5	.865	13-1	.929	10-1	.909	9-3	.750	14-2	.875	2-1	2-1 NCAA
11-12	26-9	.743	13-3	.813	8-3	.727	5-3	.625	12-4	.750	1-1	1-1 NCAA
12-13	24-12	.667	15-3	.833	7-5	.583	2-4	.333	10-6	.625	0-1	3-1 NIT
13-14	23-12	.657	14-1	.933	5-8	.385	4-3	.571	13-5	.722	2-1	0-1 NCAA
14-15	20-8	.714	12-3	.800	6-3	.667	2-2	.500	10-5	.667	0-0	0-0
Totals	252-86	.746	143-15	.905	74-46	.617	35-25	.583	123-38	.764	11-9	7-9

ROSE'S MILESTONE VICTORIES

Win	Date	Opponent	Score	Record
25	12/06/06	San Jose State	81-69	25-11 (.694)
50	11/23/07	vs. No. 6 Louisville	78-76	50-18 (.735)
75	11/20/08	North Florida	74-41	75-26 (.743)
100	11/20/09	at Hawaii	83-65	100-34 (.746)
125	03/06/10	at TCU	107-77	125-38 (.767)
150	02/09/11	at Air Force	90-52	150-42 (.781)
175	01/16/12	at San Diego	82-63	175-49 (.781)
200	01/19/13	San Diego	74-57	200-59 (.772)
225	02/06/14	Santa Clara	89-76	225-75 (.750)
250	02/07/14	at Loyola Marymount	87-68	250-86 (.744)

BYU VS. SAN DIEGO

Overall Series Record: BYU leads 8-3
 BYU Record in Provo: 4-0
 BYU Record at San Diego: 3-2
 BYU Record at Neutral Sites: 1-1
 BYU Record Under Dave Rose: 6-3

Last 10 Games vs. San Diego

12-11-02	San Diego	64-59	W
11-31-11	San Diego	88-62	W
1-16-12	at San Diego	82-63	W
2-2-12	vs. San Diego*	73-68	W
1-19-13	San Diego	74-57	W
2-7-13	at San Diego	68-74	L
3-8-13	vs. San Diego*	69-72	L
1-4-14	San Diego	87-53	W
3-4-14	at San Diego	78-70	W
1-24-15	at San Diego	74-77	L

*WCC Tournament in Las Vegas

San Diego's projected starting lineup

No.	Name	Ht.	Pos.	Ppg	Rpg
33	Jito Kok	6-9	C	5.6	3.7
2	Brandon Perry	6-7	F	5.9	3.2
00	Christopher Anderson	5-7	G	8.2	6.6*
1	Johnny Dee	6-0	G	18.0	3.5
10	Duda Sanadze	6-5	G	6.4	2.4

*assists per game

San Diego's last game

L, 62-69 vs. Saint Mary's, 2/14/15

BYU	CATEGORY	USD
20-8, 10-5	W-L	14-13, 7-8
7-3	Last 10	5-5
4-1	Last 5	3-2
84.8	PPG	65.9
72.5	Opp PPG	62.9
+12.3	Margin	+3.0
.469	FG%	.428
.430	FG% Def	.428
.383	3FG%	.349
8.7	3FG/Game	6.5
.317	Opp 3FG%	.332
.775	FT%	.688
38.8	RPG	32.0
33.8	Opp RPG	33.9
+5.0	Margin	-1.0
17.5	Assist/Game	12.9
11.9	TO/Game	12.2
13.5	Opp TO/Game	14.0
+1.6	Margin	+1.8
7.5	Steals/Game	6.9
3.0	Blocks/Game	4.1

BY THE NUMBERS

- 1** Kyle Collinworth is the only player in the country in the top 100 in rebounds (44th), assists (19th) and steals (54th).
- 4** The number of conference players of the year for BYU since Dave Rose became head coach in 2005. Keena Young (2007), Lee Cummard (2008) and Jimmer Fredette (2011) all earned Mountain West Conference Player of the Year honors. Tyler Haws became BYU's first West Coast Conference Player of the Year in 2014.
- 5** The number of triple-doubles by Kyle Collinworth this season, the most by a single player in a season in NCAA history. Collinworth's triple-doubles have come against Hawai'i, Gonzaga, at San Francisco, at Pacific and at LMU. The previous record was held by four other players: Michael Anderson (Drexel, 1985-86), Brian Shaw (UC Santa Barbara, 1987-88), Jason Kidd (California, 1993-94) and Stephane Lasme (UMass, 2006-07).
- 6** The number of career records held by Tyler Haws. He owns the BYU career marks in free throws made, free throw percentage, games started and most 20-point games. He also holds West Coast Conference record for free throws made as well as free throws made in conference games only.
- 8** The number of times a player in the West Coast Conference has scored 35 points or more in a single game since BYU joined the league in 2011. Six of the eight instances have been achieved by Tyler Haws: 42 vs. Virginia Tech on 12/29/12, 37 vs. Washington on 3/19/13, 35 vs. Pepperdine on 1/9/14, 48 at Portland on 1/23/14, 38 vs. Pacific on 1/30/14 and 35 at Utah State on 12/2/14. The other two players to reach 35 are Stephen Holt of Saint Mary's (35 on 2/22/14) and Jared Brownridge of Santa Clara (38 on 3/1/14).
- 9** The number of triple-doubles recorded in BYU history, with the last five belonging to Kyle Collinworth. The last Cougar before Collinworth to record a triple-double was Michael Smith on Feb. 13, 1988. Fred Roberts, Danny Ainge and Kresimir Cosic also recorded triple-doubles.
- 9** The number of career games for Tyler Haws shooting 100 percent from the free throw line with a minimum of 10 attempts, a BYU record. He hit 10 of 10 at Wyoming on Feb. 20, 2010, 12 of 12 vs. Cal State Northridge on Nov. 24, 2012, 10 of 10 vs. Utah on Dec. 8, 2012, 10 of 10 at Weber State on Dec. 15, 2012, 14 of 14 at Loyola Marymount on March 2, 2013, 11 of 11 vs. Wichita State on Nov. 26, 2013, 14 of 14 vs. San Francisco on March 10, 2014, 11 of 11 vs. Gonzaga on March 11, 2014 and 10 of 10 vs. Hawaii on Dec. 6, 2014.
- 10** The number of consecutive seasons BYU has won at least 20 games. BYU has also reached the post-season in nine-straight seasons. Both streaks are program records.
- 17** The number of 3s BYU hit vs. Chaminade at the Maui Invitational on Nov. 25, a program record. The previous record was 15.
- 60** The number of consecutive games Tyler Haws scored in double figures dating back to his sophomore season, a career-best streak and the 3rd-best streak in BYU history. The streak ended on Dec. 23, 2014, against UMass.
- 88.7** Tyler Haws' career free-throw percentage, first all-time in BYU history. He has hit 691 of 779 from the line in his career.
- 252** Dave Rose (2005 to present) is second all-time in BYU basketball history with 252 career victories, behind only the great Stan Watts, who coached the Cougars to 371 wins from 1949 to 1972 and was inducted into the Naismith Memorial Basketball Hall of Fame in 1986. Rose and Watts are the only BYU coaches to coach at least 300 career games.
- 2,565** The number of points Tyler Haws has scored in his career, good for second all-time and 34 from tying Jimmer Fredette (2,599) for first. He is one of five Cougars all-time to reach 2,000 career points.

LAST TIME OUT – COLLINSWORTH AND COUGARS CRUISE PAST PACIFIC 84-59

PROVO, Utah – Kyle Collinworth led BYU men's basketball to an 84-59 win against Pacific with a near triple-double Saturday night at the Marriott Center.

"That was a good team win for our guys," BYU head coach Dave Rose said. "I think we had quite a few players that really stepped up and really played well. We shared the ball well. In the last 15 minutes of the second half we just played really inspired. I'm happy for our guys. Now we look forward to San Diego next week." The victory gives Rose his 10th-consecutive season of at least 20 wins.

Collinworth led the Cougars with 12 points, 12 rebounds and nine assists for a near sixth triple-double of the season. Tyler Haws added a game-high 20 points, while Skyler Halford and Chase Fischer each added 18 and 16 points, respectively. Josh Sharp was a presence in the post, collecting eight boards and two blocks.

Fischer gave BYU (20-8, 10-5 West Coast Conference) its first points of the game from a 3-pointer to go up 3-2 early. Pacific (10-16, 2-12 WCC) stayed in the game as TJ Wallace hit a jumper to give his team an 8-5 advantage.

The Cougars scored the next seven-consecutive points, capped off by a Haws jumper, to retake a 12-8 lead. The Tigers countered with back-to-back 3-pointers as they went up by two, 14-12.

The teams traded points from there until straight outside shots from Haws and a layup from Dalton Nixon on an inbounds play gave BYU another 7-0 run and put the Cougars ahead 23-18. Continuing the trend of runs, Pacific scored the next six points, retaking a 24-23 advantage on a made shot from the charity stripe.

The score went back-and-forth until the end of the half as Collinworth made a free throw to put the Cougars up 33-30 at the break. Fischer had 10 points and Collinworth had six boards to lead BYU at halftime.

Collinworth got his own rebound and made the putback to lengthen the Cougars' lead to four at 40-36 following the intermission. A long-distance Tiger jumper knotted things back up at 43-41, but another Haws bucket kept BYU in the lead, 45-43.

Haws gave the Cougars a five-point lead at 49-44, but Pacific rallied with back-to-back 3-pointers to go back up 50-49. After a 14-0 BYU run, which included back-to-back Halford buckets, the Cougars took their largest lead to that point at 63-50.

Corbin Kaufusi created space down low to get consecutive buckets which were followed by a Halford layup to extend BYU's advantage back to 13 at 72-59. The Cougars continued the offensive input as they cruised to an 84-59 win.

The Cougars return to the Marriott Center on Thursday to face off against San Diego at 8 p.m. MST. The game will be broadcast live on ESPN2 and the Cougar IMG Sports Network on KSL Newsradio 1160 AM/102.7 FM. Links to live stats can be found on the BYU men's basketball schedule page.

QUICK FACTS

University Information

Location: Provo, Utah 84602
 Elevation: 4,553 feet
 Enrollment: 33,336 (Daytime)
 Founded: October 15, 1875
 Owned: The Church of Jesus Christ of Latter-day Saints
 Nickname: Cougars
 Mascot: Cosmo
 Colors: Blue and White
 Arena (capacity): Marriott Center (20,900)
 Conference: West Coast Conference
 President: Kevin J Worthen (BYU, 1979)
 Athletic Director: Tom Holmoe (BYU, 1983)
 Athletic Website: BYUcougars.com
 Tickets: (801) 422-BYU1 or (800) 322-BYU1

2014-15 Preview

Lettermen Returning/Lost: 8/4
 Newcomers: 6
 Starters Returning/Lost: 4/1
 Returning Scoring: 70.3% (2,061 of 2,931 pts)
 Returning Rebounding: 67.9% (972 of 1,432 reb)
 Returning Assists: 66.4% (361 of 544 ast)
 Returning Blocks: 71.8% (74 of 103)
 Returning Minutes: 74.6% (5,317 of 7,125)

2013-14 Review

Overall Record: 23-12
 Conference Record/Finish: 13-5 (2nd)
 2014 Postseason: (0-1 in the NCAA tournament)
 2nd Round: Oregon – L, 68-87
 2014 Final National Ranking: NR/NR

BYU Coaching Staff

Head Coach: Dave Rose
 Alma Mater (year): Houston (1983)
 Record at School (years): 252-86 (10th year)
 Career Division I Record (years): same
 Basketball Office Fax: (801) 422-5965
 Assistant Coaches (Alma Mater, year)
 Terry Nashif (BYU, 2005)
 Tim LaComb (Utah, 2006)
 Mark Pope (Kentucky, 1996)
 Dir. of Basketball Operations: Cody Fueger (Utah, 2006)

BYU History

First Year of Basketball: 1903
 All-Time Record: 1733-1046 (.624)
 Winning Seasons: 87 (last 2014)
 Regular Season Conf. Championships: 29 (last 2011)
 Postseason Appearances (record): 39 (30-40)
 Total NCAA Appearances (record): 28 (15-31)
 Last NCAA Appearance: 2014
 Second Round: L vs. No. 7 seed Oregon, 68-87
 Total NIT Appearances (Record): 11 (15-9)
 Last NIT Appearance: 2013
 Result: Advanced to the semifinals

2014-15 BYU STARTING LINEUPS

Opponent	(1)	(2)	(3)	(4)	(5)
Long Beach State	Collinsworth	Fischer	Haws	Austin	Worthington
Arkansas-Little Rock	Collinsworth	Fischer	Haws	Austin	Worthington
Southern Virginia	Halford	Fischer	Haws	Austin	Worthington
vs. San Diego State	Collinsworth	Fischer	Haws	Austin	Worthington
vs. Chaminade	Collinsworth	Fischer	Haws	Austin	Worthington
vs. Purdue	Collinsworth	Fischer	Haws	Austin	Worthington
Eastern Kentucky	Collinsworth	Fischer	Haws	Austin	Neilson
at Utah State	Collinsworth	Fischer	Haws	Austin	Worthington
vs. Hawai'i	Collinsworth	Fischer	Haws	Austin	Worthington
Utah	Collinsworth	Fischer	Haws	Austin	Worthington
at Weber State	Collinsworth	Fischer	Haws	Neilson	Worthington
Stanford	Collinsworth	Fischer	Haws	Neilson	Worthington
UMass	Collinsworth	Fischer	Haws	Neilson	Worthington
Gonzaga	Collinsworth	Fischer	Haws	Neilson	Worthington
Portland	Collinsworth	Fischer	Haws	Winder	Worthington
at Santa Clara	Collinsworth	Fischer	Haws	Winder	Worthington
at San Francisco	Collinsworth	Fischer	Haws	Winder	Worthington
Pepperdine	Collinsworth	Fischer	Haws	Winder	Worthington
Loyola Marymount	Collinsworth	Fischer	Haws	Winder	Worthington
at Pacific	Collinsworth	Fischer	Haws	Halford	Worthington
at Saint Mary's	Collinsworth	Fischer	Haws	Halford	Worthington
at San Diego	Collinsworth	Fischer	Haws	Winder	Worthington
San Francisco	Collinsworth	Fischer	Haws	Winder	Kaufusi
Santa Clara	Halford	Winder	Haws	Nixon	Kaufusi
at Pepperdine	Collinsworth	Winder	Haws	Nixon	Kaufusi
at Loyola Marymount	Collinsworth	Fischer	Haws	Sharp	Kaufusi
Saint Mary's	Collinsworth	Fischer	Haws	Sharp	Kaufusi
Pacific	Collinsworth	Fischer	Haws	Sharp	Kaufusi
San Diego					
at Portland					
at Gonzaga					
Won-Loss Records	(1)	(2)	(3)	(4)	(5)
5-3	Collinsworth	Fischer	Haws	Austin	Worthington
1-0	Halford	Fischer	Haws	Austin	Worthington
1-0	Collinsworth	Fischer	Haws	Austin	Neilson
3-1	Collinsworth	Fischer	Haws	Neilson	Worthington
4-2	Collinsworth	Fischer	Haws	Winder	Worthington
1-1	Collinsworth	Fischer	Haws	Halford	Worthington
1-0	Collinsworth	Fischer	Haws	Winder	Kaufusi
1-0	Halford	Winder	Haws	Nixon	Kaufusi
0-1	Collinsworth	Winder	Haws	Nixon	Kaufusi
3-0	Collinsworth	Fischer	Haws	Sharp	Kaufusi

GAMES PLAYED (RECORD)

	2014-15	Career
Tyler Haws	28 (20-8)	132 (95-37)
Nate Austin	10 (7-3)	116 (80-36)
Anson Winder	24 (17-7)	124 (87-37)
Josh Sharp	16 (15-1)	108 (77-31)
Kyle Collinsworth	26 (18-8)	96 (72-24)
Skyler Halford	27 (20-7)	62 (43-19)
Frank Bartley IV	26 (18-8)	60 (41-19)
Luke Worthington	27 (20-7)	58 (41-17)
Ryan Andrus	14 (12-2)	same
Jordan Ellis	13 (12-1)	same
Chase Fischer	27 (20-7)	same
Corbin Kaufusi	27 (19-8)	same
Isaac Neilson	28 (20-8)	same
Dalton Nixon	25 (19-6)	same
Jake Toolson	23 (18-5)	same

GAMES STARTED (RECORD)

	2014-15	Career
Tyler Haws	28 (20-8)	130 (93-37)
Kyle Collinsworth	26 (18-8)	87 (64-23)
Anson Winder	9 (6-3)	34 (26-8)
Nate Austin	10 (7-3)	53 (35-18)
Josh Sharp	3 (3-0)	28 (21-7)
Skyler Halford	4 (3-1)	17 (13-4)
Luke Worthington	21 (14-7)	24 (17-7)
Chase Fischer	26 (19-7)	same
Isaac Neilson	5 (4-1)	same
Corbin Kaufusi	6 (5-1)	same
Dalton Nixon	2 (1-1)	same

STREAKS

Streak	2014-15	Overall
Current won/loss streak	3 wins	same
At home	5 wins	same
On the road	1 win	same
On a neutral floor	1 win	same
At home vs. Nonconference	2 wins	same
At home vs. WCC	5 wins	same
On the road vs. Nonconference	2 wins	same
On the road vs. WCC	1 win	same
On a neutral floor vs. Nonconference	1 win	same
On a neutral floor vs. WCC	—	1 loss
At regular season tournament	1 loss	same
At WCC Tournament	—	1 loss
NCAA Tournament	—	2 losses
At NIT	—	1 loss
Games with a 3-point make	28 games	31 games
Vs. In-state teams	1 win	same
At home vs. in-state teams	1 loss	same
On the road vs. in-state teams	2 wins	same

LEADS AND DEFICITS, BYU'S BIGGEST...

Halftime lead	28 (57-29 at San Francisco)
Halftime lead lost in defeat	13 (38-25 at Pepperdine)
Halftime deficit	10 (29-39 vs. Pepperdine)
Halftime deficit erased in victory	1 (46-47 vs. Long Beach State) 1 (31-32 at Utah State)
Overall lead	56 (97-41 vs. SVU)
Margin of victory	53 (101-48 vs. SVU)
Margin of defeat	7 (80-87 vs. Gonzaga)
Lead lost in defeat	16 (38-22 at Pepperdine)
Overall deficit	16 (15-31 vs. Gonzaga)
Deficit overcome in victory	9 (17-26 vs. Hawaii)

Collinsworth in good company

Junior guard Kyle Collinsworth has registered five triple-doubles this season, the most in a single season in NCAA history. The career record of six is held by Michael Anderson (Drexel, 1985-88) and Shaquille O'Neal (LSU, 1990-92). See the list below for the most triple-doubles in a single season:

Player, Team	Class	Season	T-D
Kyle Collinsworth, BYU	Jr.	2014-15	5
Michael Anderson, Drexel	So.	1985-86	4
Brian Shaw, UC Santa Barbara	Sr.	1987-88	4
Jason Kidd, California	So.	1993-94	4
Stephane Lasme, UMass	Sr.	2006-07	4
David Robinson, Navy	Jr.	1985-86	3
Shaquille O'Neal, LSU	Jr.	1991-92	3
Gerald Lewis, SMU	Sr.	1992-93	3
Andre Iguodala, Arizona	So.	2003-04	3
Hassan Whiteside, Marshall	Fr.	2009-10	3

HONORS CANDIDATES

Tyler Haws • All-America Candidate

- Ranks third in the nation in scoring at 22.2 points per game and 17th in free throw percentage at 88.7
- Has three games with 30-plus points, including a season high of 35 points at Utah State
- Has scored 20-plus points 20 times, including a streak of 10-straight games
- Has season highs of 35 points, 5 threes, 8 rebounds, 6 assists, 3 steals and 3 blocks
- A finalist for the Senior CLASS Award
- Named to the Wooden Award Late Season Top 20
- Named to the Naismith Trophy Men's Midseason Top 30
- Named to the Wooden Award Midseason Top 25
- Named to the Wooden Award Preseason Top 50
- Named to the Naismith Trophy Men's 50 Watch List
- Named preseason All-America honorable mention by the Associated Press
- Selected to the preseason All-WCC team by the league's coaches
- Named All-America Honorable Mention, WCC Player of the Year, All-WCC First Team, USBWA All-District VIII First Team, WCC All-Tournament and the CollegeSportsMadness.com All-High Major First Team in 2013-14
- 2013-14 season averages of 23.2 ppg, 3.8 rpg, 1.5 apg and 1.0 spg and season shooting percentages of .463 from the field, .404 from three and .881 from the free throw line
- Scored in double figures in all 33 games played, 20-plus points 21 times, 30-plus points 7 times and 40-plus points once

Kyle Collinsworth • All-WCC, All-District Candidate

- Ranks 19th in the nation in assists, 54th in steals and 45th in rebounds
- Holds the NCAA record for triple-doubles in a season with five (against Hawai'i, Gonzaga, at San Francisco, at Pacific, at LMU)
- Has 11 double-doubles
- Has season highs of 23 points, 15 rebounds, 11 assists, 6 steals and 2 blocks
- Named preseason All-WCC
- Named All-WCC First Team in 2013-14
- 2013-14 season averages of 14.0 ppg, 8.1 rpg, 4.6 apg and 1.7 spg and season shooting percentages of .497 from the field and .364 from three
- Had season highs of 20 points, 13 rebounds, 9 assists, 3 blocks and 5 steals
- In all games was: 14th in the WCC in scoring, 2nd in rebounding, 13th in field goal percentage, 3rd in assists, 3rd in steals, 11th in assist/turnover ratio, 5th in offensive rebounds, 3rd in defensive rebounds and 6th in minutes played (as of 3/12/14)

2014-15 STORYLINES AND NOTES

Dave Rose

BYU head coach Dave Rose has led the Cougars to one of the most successful runs in program history since taking over in 2005. His career record of 252-86 ranks him second in BYU history in total victories and first in winning percentage (.746). Rose has been named conference coach of the year three times, district coach of the year twice, led the Cougars to four conference titles, seven NCAA tournament appearances, two NIT appearances, six 25-win seasons and 10 20-win seasons, including 2014-15. In 2010, he led BYU to its first NCAA tournament win in 17 years and the Cougars won at least one postseason game in the next three seasons, including a spot in the Sweet 16 in 2011, a win in the 2012 NCAA tournament and a trip to the NIT semifinals in 2013.

Hot shooting from downtown

BYU is hitting threes at a record-setting pace in 2014-15. Through 28 games, the Cougars have made more threes than any of the last three seasons are on pace to break the records for threes per game set in 2010-11. See below for more data on BYU's 3-point shooting during the Dave Rose era.

Season	Games Played	Games w/10-plus 3s	Total 3s	3s/Game	Season	Games Played	Games w/10-plus 3s	Total 3s	3s/Game
2005-06	29	5	202	7.0	2010-11	37	11	312	8.4
2006-07	34	7	256	7.5	2011-12	35	8	233	6.7
2007-08	35	11	285	8.1	2012-13	36	4	213	5.9
2008-09	33	8	238	6.8	2013-14	35	3	177	5.1
2009-10	36	9	292	8.1	2014-15	28	10	244	8.7

Rose vs. the state

BYU basketball coach Dave Rose has compiled a record of 31-8 vs. in-state opponents since taking over in 2005-06. He has the best winning percentage (.795) of any coach vs. in-state teams during that time and is second in wins (Utah State's Stew Morrill is 32-11 vs. in-state teams since 2005-06, a .743 winning percentage). BYU won at Utah State 91-81 on Dec. 2, lost to Utah 65-61 on Dec. 10 and won at Weber State 76-60 on Dec. 13.

Opponent	W	L	Opponent	W	L
Utah	12	5	Weber State	10	0
Utah State	6	3	Southern Utah	3	0

Cougars leading the league

In each of BYU's three seasons in the WCC, the Cougars have had the leading scorer in all games (Noah Hartsock in 2011-12, Tyler Haws in 2012-13 and 2013-14) and in league games (Brandon Davies in 2011-12, Haws in 2012-13 and 2013-14). Only one other school (Loyola Marymount from 1988-89 to 1991-92) has had the league's leading scorer in at least three-straight seasons in all games. In league games, a school has had the league's leading scorer in at least three-straight seasons three other times. Haws could become the first player in league history to lead the league in scoring in three-straight seasons.

Rose among the nation's best

Dave Rose is 12th in career winning percentage among active NCAA Division I head coaches (as of Feb. 14, 2015).

Rk	Coach	Yrs.	W	L	Pct.	Rk	Coach	Yrs.	W	L	Pct.
1	Mark Few, Gonzaga	16	429	101	.8094	7	Bill Self, Kansas	22	553	178	.7565
2	Roy Williams, UNC	27	742	197	.7902	8	Bruce Pearl, Auburn	20	474	158	.7500
3	John Calipari, Kentucky	23	580	175	.7682	9	Shaka Smart, VCU	6	156	52	.7500
4	Thad Matta, Ohio State	15	396	121	.7660	10	Dave Rose, BYU	10	252	86	.74556
5	Mike Krzyzewski, Duke	40	1005	309	.7648	11	Jim Boeheim, Syracuse	39	964	329	.74555
6	Bo Ryan, Wisconsin	31	727	226	.7629	12	Jamie Dixon, Pittsburgh	12	305	105	.7439

Number of games to...

See the table below for the number of games it has taken BYU's best scorers to reach various milestones.

1,500 Points	1,600 Points	1,700 Points	1,800 Points	1,900 Points	2,000 Points
Danny Ainge - 77	Danny Ainge - 82	Danny Ainge - 87	Danny Ainge - 91	Danny Ainge - 96	Danny Ainge - 99
Kresimir Cosic - 79	Tyler Haws - 90	Tyler Haws - 93	Tyler Haws - 97	Devin Durrant - 102	Devin Durrant - 106
Tyler Haws - 86	Devin Durrant - 93	Devin Durrant - 96	Devin Durrant - 99	Tyler Haws - 102	Tyler Haws - 108
Devin Durrant - 89	Michael Smith - 95	Michael Smith - 99	Michael Smith - 103	Michael Smith - 107	Michael Smith - 110
Michael Smith - 91	Fred Roberts - 103	Jimmer Fredette - 110	Jimmer Fredette - 114	Jimmer Fredette - 118	Jimmer Fredette - 120
Fred Roberts - 98	Jimmer Fredette - 105	Fred Roberts - 111	Fred Roberts - 118		
2,100 Points	2,200	2,300	2,400	2,500	
Danny Ainge - 102	Danny Ainge - 107	Danny Ainge - 112	Danny Ainge - 115	Tyler Haws - 129	
Devin Durrant - 111	Devin Durrant - 114	Tyler Haws - 121	Tyler Haws - 125	Jimmer Fredette - 136	
Tyler Haws - 112	Tyler Haws - 115	Michael Smith - 122	Jimmer Fredette - 134		
Michael Smith - 115	Michael Smith - 119	Jimmer Fredette - 131			
Jimmer Fredette - 123	Jimmer Fredette - 127				

ESPN's Seth Greenberg names Collinsworth a nightmare matchup

Seth Greenberg of ESPN.com named Kyle Collinsworth one of the top 10 matchup nightmares in college basketball in an article for ESPN.com Insider. See what he had to say below:

5. Kyle Collinsworth, BYU Cougars

2014-15 per game stats: 13.2 points, 8.5 rebounds, 5.9 assists

Collinsworth is one of the most complete players in college basketball; he has three triple-doubles already this season. A 6-6, 210-pound guard, he sees the floor, rebounds his position and attacks the basket while shooting 38.5 percent from 3-point range. Collinsworth is a hard cutter and a downhill driver who gets to the line more than five times per game. He's an alert defender on and off the ball, and plays with a reckless abandon. He and **Tyler Haws** form one of the most dynamic wing tandems in the nation.



CAREER

Rk	Name, Years	Pts
1	Jimmer Fredette, 2007-11	2,599
2	Tyler Haws, 2009-10, 12-present	2,565
3	Danny Ainge, 1977-81	2,467
4	Michael Smith, 1983-84, 86-89	2,319
5	Devin Durrant, 1978-80, 82-84	2,285
6	Russell Larson, 1991-95	1,885
7	Fred Roberts, 1978-82	1,841
8	Jeff Chatman, 1984-88	1,824
9	Mekeli Wesley, 1997-01	1,740
10	Mark Bigelow, 1998-99, 01-04	1,715
11	Brandon Davies, 2009-13	1,680
12	Ken Roberts, 1990-91, 93-96	1,652
13	Lee Cummmard, 2005-09	1,569
14	Jonathan Tavernari, 2006-10	1,519
15	Kresimir Cosic, 1970-73	1,513
16	Joe Nelson, 1947-50	1,494
17	Jay Cheesman, 1973-77	1,408
18	Roland Minson, 1948-51	1,407
19	Andy Toolson, 1984-85, 87-90	1,388
20	Trent Plaisted, 2004-08	1,372
21	Marty Haws, 1986-90	1,337
22	Dick Nemelka, 1963-66	1,299
23	Alan Taylor, 1976-80	1,284
24	Jackson Emery, 2005-06, 08-11	1,235
25	Doug Richards, 1971-74	1,218
26	Gary Trost, 1987-88, 90-93	1,205
27	Matt Carlino, 2011-14	1,201
28	Eldon Brinley, 1927-31	1,195
29	Noah Hartssock, 2008-12	1,191
30	Joe Richey, 1950-53	1,177
31	Randy Reid, 1992-96	1,170
32	Kari Liimo, 1966-69	1,156
33	Elwood Romney, 1929-33	1,150
34	Doug Howard, 1967-70	1,143
35	Mel Hutchins, 1947-48, 49-51	1,141
36	Travis Hansen, 2000-03	1,137
37	Steve Schreiner, 1988-91	1,128
38	John Fairchild, 1963-65	1,109
39	Gary Earnest, 1958-61	1,108
40	Terrell Lyday, 1999-01	1,105
41	Mark Harty, 1973-77	1,098
42	Bruce Burton, 1960-63	1,089
43	Keena Young, 2004-07	1,088
44	Scott Runia, 1976-80	1,051
45	Bernie Fryer, 1970-72	1,030
46	Kyle Collinsworth, 2010-11, 12-present	1,025
47	Dave Eastis, 1958-61	1,015

Points Per Game

Rk	Name, Years	G	Pts	Avg
1	John Fairchild, 1963-65	53	1,109	20.92
2	Danny Ainge, 1977-81	118	2,467	20.91
3	Devin Durrant, 1978-80, 82-84	117	2,285	19.53
4	Tyler Haws, 2009-10, 12-present	132	2,565	19.4
5	Kresimir Cosic, 1970-73	79	1,513	19.2
6	Michael Smith, 1983-84, 86-89	122	2,319	19.0
7	Bernie Fryer, 1970-72	55	1,030	18.73
8	Jimmer Fredette, 2007-11	139	2,599	18.70
9	Terrell Lyday, 1999-01	66	1,105	16.74
10	Dick Nemelka, 1963-66	78	1,299	16.65

Field Goals Made

Rk	Name, Years	FG
1	Danny Ainge, 1977-81	987
2	Michael Smith, 1983-84, 86-89	886
3	Tyler Haws, 2009-10, 12-present	861
4	Jimmer Fredette, 2007-11	838
5	Devin Durrant, 1978-80, 82-84	832

Field Goal Attempts

Rk	Name, Years	FG
1	Danny Ainge, 1977-81	1,875
2	Jimmer Fredette, 2007-11	1,843
3	Tyler Haws, 2009-10, 12-present	1,804
4	Michael Smith, 1983-84, 86-89	1,749
5	Devin Durrant, 1978-80, 82-84	1,527

Free Throws Made

Rk	Name, Years	FT
1	Tyler Haws, 2009-10, 12-present	691
2	Jimmer Fredette, 2007-11	627
3	Devin Durrant, 1978-80, 82-84	621
4	Russell Larson, 1991-95	541

Free Throw Attempts

Rk	Name, Years	FT
1	Devin Durrant, 1978-80, 82-84	820
2	Tyler Haws, 2009-10, 12-present	779
3	Jimmer Fredette, 2007-11	711
4	Brandon Davies, 2009-13	691
5	Russell Larson, 1991-95	673

6 #BYUhoops

Free Throw Percentage*

Rk	Name, Years	FT	FTA	Pct
1	Tyler Haws, 2009-10, 12-present	691	779	.887
2	Jimmer Fredette, 2007-11	627	711	.882
3	Michael Smith, 1983-84, 86-89	431	491	.878
4	Lee Cummmard, 2005-09	294	349	.842
5	Randy Reid, 1992-96	338	407	.830

*Minimum 200 FT Made

3-Point Field Goals Made

Rk	Name, Years	3FG
1	Jimmer Fredette, 2007-11	296
2	Jonathan Tavernari, 2006-10	265
3	Jackson Emery, 2005-06, 08-11	230
4	Mark Bigelow, 1998-99, 01-04	213
5	Mike Rose, 2003-07	163
6	Matt Carlino, 2011-14	157
7	Lee Cummmard, 2005-09	153
8	Tyler Haws, 09-10, 12-present	152
9	Andy Toolson, 1984-85, 87-90	141
10	Nick Sanderson, 1991-93	129
11	Terrell Lyday, 1999-01	127
12	Mark Heslop, 1988-92	126
13	Michael Smith, 1983-84, 86-89	116
14	Randy Reid, 1992-96	114
15	Austin Ainge, 2003-07	113
16	Nathan Call, 1986-88, 90-92	110
17	Jimmy Balderson, 2001-02, 04-07	109
18	Todd Christensen, 1995-96, 98-00	104
19	Brook Zylstra, 2009-13	102
20	Robbie Reid, 1993-95	96
21	Anson Winder, 2011-present	95

Steals

Rk	Name, Years	G	Stl	Avg
1	Jackson Emery, 2005-06, 08-11	133	249	1.9
2	Danny Ainge, 1977-81	118	195	1.7
3	Marty Haws, 1986-90	123	182	1.5
4	Jimmer Fredette, 2007-11	139	167	1.2
5	Jonathan Tavernari, 2006-10	132	165	1.3
6	Matt Carlino, 2011-14	96	161	1.7
7	Kyle Collinsworth, 2010-11, 12-present	96	146	1.5
8	Scott Sinek, 1981-85	115	140	1.2
9	Nathan Call, 1986-88, 90-92	129	138	1.1
10	Brandon Davies, 2009-13	135	132	1.0
11	Russell Larson, 1991-95	129	131	1.0
12	Tyler Haws, 2009-10, 12-present	131	130	1.0
13	Lee Cummmard, 2005-09	131	129	1.0
14	Matt Montague, 1996-97, 99-02	122	124	1.0
15	Randy Reid, 1992-96	125	118	0.9
16	Mark Bigelow, 1998-99, 01-04	120	116	1.0
17	Ken Roberts, 1990-91, 93-96	126	104	0.8
18	Justin Weidauer, 1991-92, 95-98	105	102	1.2
19	Anson Winder, 2011-present	124	100	0.8
20	Terrell Lyday, 1999-01	66	99	1.5
21	Mekeli Wesley, 1997-01	115	97	0.8

Steals Per Game

Rk	Name, Years	G	Stl	Avg
1	Jackson Emery, 2005-06, 08-11	133	249	1.87
2	Matt Carlino, 2011-present	96	161	1.677
3	Danny Ainge, 1977-81	118	195	1.652
4	Kyle Collinsworth, 2010-11, 12-present	96	146	1.52
5	Terrell Lyday, 1999-01	66	99	1.50
6	Mike Hall, 2003-05	60	89	1.48
7	Marty Haws, 1986-90	123	182	1.48
8	Robbie Reid, 1993-95	64	94	1.47
9	Rafael Araujo, 2002-04	62	88	1.42
10	Jonathan Tavernari, 2006-10	132	165	1.25
11	Brett Applegate, 1982-84	60	74	1.23
12	Scott Sinek, 1981-85	115	140	1.22
13	Jimmer Fredette, 2007-11	139	167	1.20
14	Justin Weidauer, 1991-92, 95-98	85	102	1.20
15	Michael Vranes, 1996-97, 98-00	63	71	1.13
16	Nathan Call, 1986-88, 90-92	129	138	1.07
17	Kevin Woodberry, 2002-04	62	65	1.05
18	Kevin Santiago, 1988-90	59	61	1.034
19	Matt Montague, 1996-97, 99-02	122	124	1.0164
20	Russell Larson, 1991-95	129	131	1.0155
21	Tyler Haws, 2009-10, 12-present	132	130	0.98

Minutes Played

Rk	Name, Years	G	Stl	Avg
1	Danny Ainge, 1977-81	118	4,259	36.1
2	Tyler Haws, 2009-10, 12-present	132	4,191	31.8
3	Jimmer Fredette, 2007-11	139	4,119	29.6
4	Fred Roberts, 1978-82	119	4,058	34.1
5	Devin Durrant, 1978-80, 82-84	117	3,949	33.8

Games Started

Rk	Name, Years	GS
1	Tyler Haws, 2009-10, 12-present	130
2	Randy Reid, 1992-96	123

Games Played

Rk	Name, Years	GS
1	Charles Abouo, 2008-12	141
2	Jimmer Fredette, 2007-11	139
3	Brandon Davies, 2009-13	135
4	Noah Hartssock, 2008-12	134
5	Jackson Emery, 2005-06, 08-11	133
6	Jonathan Tavernari, 2006-10	132
	Tyler Haws, 2009-10, 12-present	132

Offensive Rebounds

Rk	Name, Years	G	Stl	Avg
1	Ken Roberts, 1990-91, 93-96	126	268	2.13
2	Brandon Davies, 2009-13	135	246	1.82
3	Russell Larson, 1991-95	129	245	1.90
4	Nate Austin, 2011-present	116	235	2.03
5	Trent Plaisted, 2004-08	103	231	2.24
6	Gary Trost, 1987-88, 90-93	114	210	1.84
7	Lee Cummmard, 2005-09	131	202	1.54
8	Keena Young, 2004-07	88	201	2.28
9	Kyle Collinsworth, 2010-11, 13-present	96	201	2.09
10	Noah Hartssock, 2008-12	134	194	1.45
11	Mekeli Wesley, 1997-01	115	182	1.58
12	Rafael Araujo, 2002-04	62	178	2.87
13	Charles Abouo, 2008-12	141	177	1.26
14	Justin Weidauer, 1991-92, 95-98	85	176	2.07
15	Nathan Cooper, 1995-96, 98-01	122	172	1.41
16	Tyler Haws, 2009-10, 12-present	132	169	1.28

Most 20-Point Games

Rk	Name, Years	#
1	Tyler Haws, 2009-10, 12-present	70
2	Michael Smith, 1983-84, 86-89	67
3	Danny Ainge, 1977-81	65
4	Jimmer Fredette, 2007-11	63
5	Devin Durrant, 1978-80, 82-84	57

Consecutive 20-Point Games

Rk	Name, Years	Pts
1	Jimmer Fredette, 1/5/11 to 3/24/11	22
2	Danny Ainge, 12/19/80 to 1/24/81	12
	Michael Smith, 12/17/88 to 2/2/89	12
4	Devin Durrant, 12/6/84 to 12/8/84	11
	Tyler Haws, 3/2/13 to 11/25/13	11
6	Michael Smith, 2/9/89 to 3/10/89	10
	Tyler Haws, 1/3/15 to 2/7/15	10
8	Timo Saarelainen, 1/17/85 to 2/9/85	8
	Michael Smith, 3/11/88 to 12/9/88	8
10	Devin Durrant, 11/26/83 to 12/21/83	7
	Devin Durrant, 2/25/84 to 3/17/84	7
	Jimmer Fredette, 3/11/10 to 11/20/10	7
	Tyler Haws, 12/29/12 to 1/19/13	7
	Russell Larson, 12/6/84 to 12/30/84	7
15	Devin Durrant, 1/14/83 to 1/27/83	6
	Jimmer Fredette, 12/8/10 to 12/30/10	6
	Tyler Haws, 11/9/12 to 11/24/12	6
	Kenneth Roberts, 2/15/96 to 3/7/96	6

Most 30-Point Games

Rk	Name, Years	#
1	Blake Ahearn, Missouri	24
2	Michael Smith, 1983-84, 86-89	17
	Devin Durrant, 1978-80, 82-84	17
4	Tyler Haws, 2009-10, 12-present	13
5	Danny Ainge, 1977-81	12
6	Kresimir Cosic, 1970-73	10
7	Dick Nemelka, 1963-66	8
8	John Fairchild, 1963-65	7
9	Timo Saarelainen, 1980-85	5
10	Russell Larson, 1991-95	4
	Ken Roberts, 1990-91, 93-96	4
	Mekeli Wesley, 1997-01	4

Consecutive Games in Double Figures

Rk	Name, Years	Pts
----	-------------	-----

INDIVIDUAL SEASON RECORDS

Points Per Game*

Rk	Name, Years	G	Pts	Avg
1	Jimmer Fredette, 2010-11	37	1,068	28.9
2	Devin Durrant, 1983-84	31	866	27.9
3	Michael Smith, 1988-89	29	765	26.4
4	Danny Ainge, 1980-81	32	782	24.4
5	Dick Nemelka, 1965-66	25	599	24.0
6	Tyler Haws, 2013-14	33	767	23.2
7	Devin Durrant, 1982-83	29	662	22.8
8	Kresimir Golic, 1971-72	26	581	22.4
9	Tyler Haws, 2014-15	28	621	22.2
10	Jimmer Fredette, 2009-10	34	751	22.1
11	Timo Saarelainen, 1984-85	29	639	22.0
12	Tyler Haws, 2012-13	36	780	21.7

*Minimum 20 Games Played

3-Point Field Goals

Rk	Name, Years	3FG
1	Jimmer Fredette, 2010-11	124
2	Jackson Emery, 2010-11	92
3	Jonathan Tavemari, 2007-08	88
4	Jackson Emery, 2009-10	85
	Jonathan Tavemari, 2008-09	85
6	Chase Fischer, 2014-15	84
7	Jimmer Fredette, 2009-10	77
8	Andy Toolson, 1989-90	74

3-Point Field Goal Percentage*

Rk	Name, Years	3FG	3FGA	Pct
1	Nathan Call, 1991-92	45	85	.529
2	Andy Toolson, 1989-90	74	151	.490
3	Brock Reichner, 2005-06	53	110	.482
4	Austin Ainge, 2006-07	56	117	.479
5	Lee Cummar, 2007-08	60	127	.472
6	Mike Rose, 2006-07	61	131	.466
7	Mark Heslop, 1991-92	58	127	.457
8	Skyler Halford, 2014-15	36	81	.444
9	Jimmer Fredette, 2009-10	77	175	.440
10	Lee Cummar, 2006-07	40	92	.435
11	Michael Smith, 1987-88	49	113	.434
12	Jackson Emery, 2009-10	85	197	.431
13	Sam Burgess, 2007-08	56	132	.4242
14	Luiz Lemes, 2003-04	36	85	.4235
15	Mark Bigelow, 2001-02	65	154	.4220
16	Travis Hansen, 2001-02	35	83	.4216
17	Chase Fischer, 2014-15	84	200	.420
18	Todd Christensen, 1999-00	39	93	.419
19	Mark Bigelow, 2002-03	63	151	.4172
20	Michael Vranes, 1998-99	40	96	.4166

*Minimum 35 3FG Made

3-Point Field Goals Per Game*

Rk	Name, Years	G	3FGA	Pct
1	Jimmer Fredette, 2010-11	37	124	3.4
2	Chase Fischer, 2014-15	27	84	3.1
3	Jonathan Tavemari, 2008-09	33	85	2.6
4	Jonathan Tavemari, 2007-08	35	88	2.51
5	Jackson Emery, 2010-11	37	92	2.49
6	Andy Toolson, 1989-90	30	74	2.47
7	Jackson Emery, 2009-10	35	85	2.43
8	Danny Bower, 1997-98	30	68	2.267
9	Jimmer Fredette, 2009-10	34	77	2.265
10	Mark Bigelow, 2001-02	30	65	2.167

*Minimum 20 Games Played

Free Throw Percentage*

Rk	Name, Years	FT	FTA	Pct
1	Michael Smith, 1988-89	160	173	.925
2	Tyler Haws, 2009-10	110	120	.917
3	Michael Smith, 1986-87	103	114	.904
4	Bob Quinney, 1964-65	55	61	.902
	Chris Nikchevich, 1983-84	55	61	.902
6	Jimmer Fredette, 2010-11	252	282	.894
7	Jimmer Fredette, 2009-10	224	251	.892
8	Tyler Haws, 2014-15	173	195	.887
9	Tyler Haws, 2013-14	223	253	.881
10	Scott Runia, 1978-79	50	57	.8772
11	Tyler Haws, 2012-13	185	211	.8770

*Minimum 50 FT Made

Assists Per Game*

Rk	Name, Year	G	Ast	Avg
1	Matt Montague, 2001-02	30	217	7.2
2	Nathan Call, 1991-92	32	204	6.4
3	Kyle Collinsworth, 2014-15	26	150	5.8
4	Danny Ainge, 1977-78	30	158	5.3
5	Marty Haws, 1988-89	29	149	5.14
6	Randy Reid, 1995-96	28	142	5.07
7	Matt Montague, 1996-97	26	131	5.0
8	Robbie Reid, 1994-95	32	157	4.9
9	Scott Runia, 1977-78	30	145	4.83
10	Nathan Call, 1990-91	34	164	4.82

*Minimum 20 Games Played

Assists

Rk	Name, Year	G	Ast	Avg
1	Matt Montague, 2001-02	30	217	7.2
2	Nathan Call, 1991-92	32	204	6.4
3	Matt Carlino, 2012-13	36	171	4.8
4	Nathan Call, 1990-91	34	164	4.8
5	Jimmer Fredette, 2010-11	37	160	4.3
6	Jimmer Fredette, 2009-10	34	159	4.7
7	Danny Ainge, 1977-78	30	158	5.3
8	Robbie Reid, 1994-95	32	157	4.9
9	Kyle Collinsworth, 2013-14	34	156	4.6
10	Brian Taylor, 1987-88	32	151	4.7
	Matt Carlino, 2013-14	35	151	4.3
12	Kyle Collinsworth, 2014-15	26	150	5.8

Steals Per Game*

Rk	Name, Year	G	Stl	Avg
1	Jackson Emery, 2010-11	37	101	2.7
2	Jackson Emery, 2009-10	35	91	2.6
3	Marty Haws, 1989-90	30	66	2.2
4	Danny Ainge, 1977-78	30	60	2.00
5	Kyle Collinsworth, 2014-15	26	50	1.92
6	Robbie Reid, 1994-95	32	61	1.91
7	Terrell Lyday, 1999-00	33	62	1.88
8	Matt Carlino, 2012-13	36	64	1.8
9	Matt Carlino, 2013-14	35	61	1.743
10	Danny Ainge, 1978-79	27	46	1.704

*Minimum 20 Games Played

Most 10 Assist Games

Rk	Name, Years	#
1	Matt Montague, 2000-01	7
2	Nathan Call, 1991-92	5
	Kyle Collinsworth, 2010-11, 12-present	5
4	Mike May, 1976-77	4
5	Randy Reid, 1992-93	3
6	Kresimir Golic, 1972-73	2
	Danny Ainge, 1979-80	2
	Danny Ainge, 1977-78	2
	Marty Haws, 1988-89	2
	Scott Runia, 1977-78	2
	Randy Reid, 1995-96	2
	Robbie Reid, 1994-95	2
	Matt Montague, 1996-97	2
	Averian Parrish, 1985-86	2

Triple-Doubles

Rk	Name, Years	T-D
1	Kyle Collinsworth, 2010-11, 12-present	5*
2	Danny Ainge	1
	Fred Roberts	1
	Kresimir Golic	1
	Michael Smith	1

*NCAA single-season record

Most 5 3-Pointers Games

Rk	Name, Years	G
1	Jimmer Fredette, 2010-11	10
2	Jackson Emery, 2010-11	6
	Chase Fischer, 2014-15	6
4	Jackson Emery, 2009-10	5
	Jonathan Tavemari, 2007-08	5
6	Jonathan Tavemari, 2008-09	4

Consecutive Games with a Three

Rk	Name, Years	G
1	Jimmer Fredette, 2010-11	28
2	Jonathan Tavemari, 2008-09	22
3	Terrell Lyday, 1999-00	21
4	Chase Fischer, 2014-15	18
5	Andy Toolson, 1989-90	16
	Jonathan Tavemari, 2007-08	16
7	Mark Bigelow, 2001-02	15
	Jackson Emery, 2009-10	15

FRESHMAN SEASON RECORDS

Blocks

Rk	Name, Years	G	Blk	Avg
1	Shawn Bradley, 1990-91	34	177	5.2
2	Russell Larson, 1991-92	32	41	1.3
3	Alan Pollard, 1984-85	29	30	1.0
4	Chris Miles, 2004-05	28	30	1.1
5	Trent Plaisted, 2005-06	29	27	0.9
6	Eric Mika, 2013-14	33	24	0.7
	Corbin Kaufusi, 2014-15	27	24	0.9
8	Fred Roberts, 1978-79	28	23	0.8
9	Mekeli Wesley, 1997-98	30	21	0.7
10	Eric Nielsen, 1996-97	26	19	0.7

Blocks Per Game*

Rk	Name, Years	G	Blk	Avg
1	Shawn Bradley, 1990-91	34	177	5.2
2	Russell Larson, 1991-92	32	41	1.3
3	Chris Miles, 2004-05	28	30	1.1
4	Alan Pollard, 1984-85	29	30	1.0
5	Trent Plaisted, 2005-06	29	27	0.93
6	Corbin Kaufusi, 2014-15	27	24	0.89
7	Fred Roberts, 1978-79	28	23	0.82
8	Eric Nielsen, 1996-97	26	19	0.731
9	Eric Mika, 2013-14	33	24	0.727
10	Mekeli Wesley, 1997-98	30	21	0.7

*Minimum 20 Games Played

INDIVIDUAL SINGLE GAME

3-Point Field Goals

Rk	Name, Years	3FG
1	Chase Fischer (Jr.) vs. Chaminade, 11/25/2014*	10
2	Jimmer Fredette (Jr.) at Arizona, 12/28/2009	9
3	Mike Rose (Sr.) vs. UNLV, 02/03/2007	8
	Matt Carlino (Jr.) vs. Portland, 02/22/2014	8
	Mike Rose (Fr.) vs. Southern Utah, 11/21/2003	8
6	Nick Sanderson (Sr.) at Utah State, 12/04/1992	7
	Jimmer Fredette (Sr.) vs. New Mexico, 03/11/2011	7
	Jimmer Fredette (Sr.) vs. Gonzaga, 03/19/2011	7
	Jimmer Fredette (Sr.) at UNLV, 01/05/2011	7
	Danny Bower (Jr.) vs. Ohio State, 12/30/1997	7

*Also set the BYU records for most threes in a half (9) and the most made threes without a miss (8)

3-Point Field Goal Percentage (Freshman)*

Rk	Name, Years	FG	FGA	Pct
1	Jonathan Tavemari vs. TCU, 01/10/2007	6	7	.857
	Anson Winder vs. Buffalo, 12/20/2011	6	7	.857
3	Jimmer Fredette vs. Hartford, 11/20/2007	4	5	.800
	Tyler Haws vs. Wyoming, 01/20/2010	4	5	.800
	Mike Rose vs. Western Oregon, 12/10/2003	4	5	.800
	Isaac Neilson at Weber State, 12/13/2014	4	5	.800
6	Michael Vranes vs. TCU, 03/02/1999	5	7	.714
7	Michael Vranes at UC-Irvine, 12/22/1998	6	9	.667
	Mark Bigelow vs. UTEP, 02/27/1999	4	6	.667
	Robbie Reid at Utah, 01/08/1994	4	6	.667

*Minimum 5 3-Point FG Attempts

TEAM SINGLE GAME

Most Points

Rk	Name, Years	Pts
1	vs. Sacramento State, 02/25/1993	128
2	at Americas, 12/10/1965	123
	at San Diego State, 01/24/1980	123
4	vs. Utah State, 12/19/1987	121
	vs. Chaminade, 11/25/2014	121
6	vs. Oral Roberts, 12/23/1978	120
7	vs. Hofstra, 11/30/1983	119
8	at Utah State, 02/01/1968	118
9	vs. Xavier, 12/30/1964	115
	vs. Utah State, 01/22/1966	115
	vs. Utah, 03/05/1966	115

Most Points, 1st Half

Rk	Name, Years	Pts
1	vs. Hofstra, 11/30/1983	66
	vs. Chaminade, 11/25/2014	66
3	vs. Utah, 03/05/1966	64
4	vs. Sacramento State, 02/25/1993	62
	vs. Arizona State, 02/27/1965	62
6	vs. Utah State, 12/19/1987	61
7	vs. Loyola, 12/20/1966	60
	vs. Santa Clara, 12/19/1964	60
	vs. Central Connecticut, 01/02/1988	60
	vs. Chicago State, 11/20/2010	60
	at Utah, 02/20/1965	60

3-Point Field Goals

Rk	Name, Years	3FG
1	vs. Chaminade, 11/25/2014*	17
2	at Air Force, 02/09/2011	15
	vs. UNLV, 02/03/2007	15
	vs. Longwood, 11/18/2011	15
	vs. Eastern Kentucky, 11/29/2014	15
	at San Francisco, 01/03/2015**	15
	vs. Santa Clara, 01/31/15	15
4	7 times	14

*Also set the BYU record for most threes in a half (14)
**Made the second-most threes in a half in BYU history (11)

WCC RECORDS - ALL GAMES^

Scoring

Rk	Name, School	Pts
1	Hank Gathers, LMU, 1988-90	2,490
2	Kevin Foster, Santa Clara, 2008-13	2,423
3	Terrell Lowery, LMU, 1988-92	2,201
4	Anthony Ireland, LMU, 2010-14	2,169
5	Tyler Haws, BYU, 2009-10, 12-present	2,168
6	Bill Cartwright, San Francisco, 1975-79	2,116

Free Throws Made

Rk	Name, School	FT
1	Tyler Haws, BYU, 2009-10, 12-present	581
2	Mike Yoest, LMU, 1984-88	561

Free Throw Percentage*

BYU'S RECORD WHEN ...

Venue	14-15	H	A	N	Under Rose
Overall	20-8	12-3	6-3	2-2	252-86
Home	12-3	—	—	—	143-15
Away	6-3	—	—	—	74-46
Neutral	2-2	—	—	—	35-25
Lead at the half/end of game...	14-15	H	A	N	Under Rose
BYU leads at the half	18-3	11-1	5-2	2-0	210-26
Opponent leads at the half	2-4	1-1	1-1	0-2	36-55
Score tied at the half	0-1	0-1	0-0	0-0	6-5
BYU leads w/5 min left	19-1	11-0	6-1	2-0	238-9
Opponent leads w/5 min left	0-6	0-3	0-2	0-1	11-75
Score tied w/5 min left	1-1	1-0	0-0	0-1	3-2
BYU leads w/1 min left	20-1	12-0	6-0	2-1	246-2
Opponent leads w/1 min left	0-6	0-3	0-3	0-0	3-79
Score tied w/1 min left	0-1	0-0	0-0	0-1	3-5
Game goes into overtime	1-2	1-0	0-0	0-2	8-7
BYU scores...	14-15	H	A	N	Under Rose
100-plus points	2-0	1-0	0-0	1-0	14-1
90-99 points	8-0	4-0	3-0	1-0	47-2
80-89 points	5-3	3-1	2-0	0-2	84-12
70-79 points	5-3	4-0	1-3	0-0	83-26
60-69 points	0-2	0-2	0-0	0-0	20-39
60 or less points	0-0	0-0	0-0	0-0	4-6
Opponent scores...	14-15	H	A	N	Under Rose
100-plus points	0-0	0-0	0-0	0-0	2-3
90-99 points	1-1	1-0	0-0	0-1	3-8
80-89 points	4-4	1-1	2-2	1-1	15-32
70-79 points	6-1	5-0	0-1	1-0	57-35
60-69 points	5-2	3-2	2-0	0-0	103-8
50-59 points	2-0	2-0	0-0	0-0	52-0
50 or less points	2-0	0-0	1-0	0-0	20-0
BYU double figure scorers	14-15	H	A	N	Under Rose
One player in double figures	0-0	0-0	0-0	0-0	1-4
Two players in double figures	4-2	3-1	1-0	0-1	30-21
Three players in double figures	3-3	0-2	3-1	0-0	88-37
Four players in double figures	9-2	6-0	1-2	2-0	89-19
Five players in double figures	3-1	2-0	1-0	0-1	33-5
Six players in double figures	0-0	0-0	0-0	0-0	10-0
Seven players in double figures	1-0	1-0	0-0	0-0	1-0
Shooting, rebounding and TOs	14-15	H	A	N	Under Rose
BYU shoots 50% or better	12-0	8-0	3-0	1-0	113-9
Opponent shoots 50% or better	1-0	1-0	0-0	0-0	15-31
BYU outshoots opponent	15-1	8-0	5-1	2-0	205-16
Opponent outshoots BYU	5-7	4-3	1-2	0-2	46-68
Teams shoot equal FG%	0-0	0-0	0-0	0-0	1-2
BYU outrebounds opponent	17-0	9-0	6-0	2-0	193-23
Opponent outrebounds BYU	3-5	3-2	0-1	0-2	48-57
BYU, opponent tie in rebounds	0-3	0-1	0-2	0-0	11-6
BYU has a positive TO margin	11-4	9-1	2-1	0-2	159-34
BYU has a negative TO margin	7-2	3-2	3-0	1-0	68-43
BYU, opponent tie in TOs	2-2	0-0	1-2	1-0	25-9
Wins, losses and rest	14-15	H	A	N	Under Rose
Coming off a win	12-7	7-3	4-2	1-2	183-68
Coming off a loss	8-1	5-0	2-1	1-0	69-18
Two-plus days between games	10-6	5-3	4-2	1-1	204-66
One day between games	6-1	4-0	2-1	0-0	34-7
Playing the next day	2-1	1-0	0-0	1-1	12-13
Days	14-15	H	A	N	Under Rose
Monday	0-1	0-0	0-0	0-1	6-2
Tuesday	4-0	2-0	1-0	1-0	37-6
Wednesday	1-2	1-1	0-0	0-1	50-14
Thursday	4-2	2-1	2-1	0-0	30-20
Friday	1-0	1-0	0-0	0-0	24-7
Saturday	10-3	6-1	3-2	1-0	105-37

DUNKS

	2014-15	Career
Nate Austin	0	16
Tyler Haws	4	18
Josh Sharp	2	14
Anson Winder	1	3
Kyle Collinsworth	17	45
Frank Bartley IV	0	2
Luke Worthington	3	3
Dalton Nixon	4	4
Corbin Kaufusi	8	8
Ryan Andrus	1	1
Isaac Neilson	2	2
BYU	42	
Opponents	22	

BYU'S RECORD WHEN ...

On television	14-15	H	A	N	Under Rose
All games on TV	20-8	12-3	6-3	2-2	215-80
On BYUtv	11-0	9-0	1-0	1-0	74-6
On ESPN	0-0	0-0	0-0	0-0	1-2
On ESPN2	2-4	1-1	0-1	1-2	9-17
On ESPNU	3-2	2-2	1-0	0-0	15-6
On ESPNEWS	0-0	0-0	0-0	0-0	1-0
On TWC/ROOT Sports	2-2	0-0	2-2	0-0	6-6
On truTV	0-0	0-0	0-0	0-0	1-3
On CBS	0-0	0-0	0-0	0-0	4-5
On CBS Sports Network	1-0	0-0	1-0	0-0	15-7
On Pac-12 Network	0-0	0-0	0-0	0-0	0-2
On KJZZ	1-0	0-0	1-0	0-0	6-0
Top 25	14-15	H	A	N	Under Rose
vs. a top 25 opponent	0-3	0-2	0-0	0-1	9-27
as a top 25 team	0-0	0-0	0-0	0-0	57-16
Months	14-15	H	A	N	Under Rose
November	5-2	4-0	0-0	1-2	49-12
December	6-2	3-2	2-0	1-0	57-20
January	6-3	3-1	3-2	0-0	61-22
February	3-1	2-0	1-1	0-0	54-13
March	0-0	0-0	0-0	0-0	31-18
April	0-0	0-0	0-0	0-0	0-1
Margin of victory/defeat	14-15	H	A	N	Under Rose
1-4 points	2-3	2-1	0-1	0-1	26-20
5-9 points	3-5	3-2	0-2	0-1	44-25
10-15 points	4-0	2-0	2-0	0-0	62-24
16-19 points	2-0	0-0	2-0	0-0	30-12
20-29 points	5-0	4-0	0-0	1-0	53-5
30-39 points	3-0	0-0	2-0	1-0	24-0
40-49 points	0-0	0-0	0-0	0-0	8-0
50+ points	1-0	1-0	0-0	0-0	5-0

FREE THROW STREAKS

Haws	31	3/8/14 - 11/14/14
Halford	25	2/13/14 - 12/29/14
Haws	24	12/2/14 - 12/10/14
Haws	16	12/27/14 - 12/29/14
Haws	15	1/29/15 - 2/5/15
Haws	14	11/26/14 - 12/2/14
Haws	14	1/15/15 - 1/17/15
Nixon	13	11/19/14 - present
Collinsworth	12	11/29/14 - 12/6/14
Fischer	12	12/27/14 - 1/15/15
Halford	12	1/15/15 - 1/29/15
Haws	12	1/24/15 - 1/29/15
Winder	10	12/23/14 - 12/27/14
Bartley	10	12/6/14 - 1/3/15
Haws	10	1/8/15 - 1/15/15

LATE GAME FREE THROWS, 5:00-2:00

Player	Season	Career
Nate Austin	2-2 (.100)	5-10 (.500)
Kyle Collinsworth	13-16 (.813)	29-46 (.630)
Tyler Haws	25-27 (.926)	88-97 (.907)
Josh Sharp	3-4 (.750)	7-12 (.583)
Anson Winder	6-6 (1.000)	15-19 (.789)
Skyler Halford	4-4 (1.000)	11-12 (.917)
Frank Bartley IV	5-6 (.833)	6-8 (.750)
Luke Worthington	0-0 (.000)	1-2 (.500)
Isaac Neilson	3-6 (.500)	3-6 (.500)
Corbin Kaufusi	3-5 (.600)	3-5 (.600)
Chase Fischer	4-6 (.667)	4-6 (.667)
Jake Toolson	2-2 (1.000)	2-2 (1.000)
Totals	70-84 (.833)	
Under Rose	635-865 (.734)	

LATE GAME FREE THROWS, 2:00-0:00

Player	Season	Career
Nate Austin	1-2 (.500)	13-20 (.650)
Kyle Collinsworth	14-16 (.875)	29-48 (.630)
Tyler Haws	19-20 (.950)	90-97 (.928)
Josh Sharp	0-0 (.000)	8-12 (.667)
Anson Winder	21-29 (.704)	40-58 (.690)
Luke Worthington	0-0 (.000)	2-4 (.500)
Frank Bartley IV	4-7 (.571)	5-14 (.357)
Skyler Halford	22-24 (.917)	34-36 (.944)
Chase Fischer	3-4 (.750)	3-4 (.750)
Isaac Neilson	1-3 (.333)	1-3 (.333)
Dalton Nixon	3-3 (1.000)	3-3 (1.000)
Corbin Kaufusi	2-3 (.667)	2-3 (.667)
Jordan Ellis	0-2 (.000)	0-2 (.000)
Totals	90-113 (.796)	
Under Rose	820-1092 (.751)	

2014-15 SCORING BY HALF (BYU-OPPONENT)

Opponent	1st half	Margin	FG %	2nd half	Margin	FG %	OT	Margin	FG %	Final	Margin	FG %
Long Beach State	46-47	-1	53.8-50.0	49-43	+6	50.0-58.6	---	---	---	95-90	+5	51.9-54.1
Arkansas-Little Rock	37-28	+9	46.7-25.8	54-34	+20	59.0-43.3	---	---	---	91-62	+29	53.6-34.4
Southern Virginia	49-22	+27	47.2-28.6	52-26	+26	62.5-29.6	---	---	---	101-48	+53	54.4-29.0
vs. San Diego State	33-41	-8	39.9-48.5	34-26	+8	43.3-47.6	20-25	-5	30.0-50.0	87-92	-5	38.5-48.5
vs. Chaminade	66-43	+23	62.2-38.9	55-42	+13	48.6-36.1	---	---	---	121-85	+36	55.4-37.5
vs. Purdue	35-40	-5	37.9-50.0	46-41	+5	53.6-41.7	4-6	-2	20.0-42.9	85-87	-2	43.5-45.8
Eastern Kentucky	32-30	+2	50.0-52.4	58-46	+12	64.5-46.4	---	---	---	90-76	+14	58.2-49.0
at Utah State	31-32	-1	33.3-46.4	60-49	+11	45.5-44.8	---	---	---	91-81	+10	39.4-45.6
vs. Hawai'i	37-30	+7	41.2-37.5	53-40	+13	57.7-38.2	---	---	---	90-70	+20	48.3-37.9
Utah	31-30	+1	42.9-40.7	30-35	-5	32.4-52.4	---	---	---	61-65	-4	36.9-45.8
at Weber State	39-25	+14	57.1-36.0	37-35	+2	54.3-37.3	---	---	---	76-60	+16	54.3-37.3
Stanford	36-35	+1	43.8-48.5	43-42	+1	41.4-48.5	---	---	---	79-77	+2	42.6-48.5
UMass	32-30	+2	38.2-37.0	30-32	-2	36.4-63.6	15-9	+6	66.7-30.0	77-71	+6	39.0-45.8
Gonzaga	43-43	0	46.7-50.0	37-44	-7	32.1-48.4	---	---	---	80-87	-7	39.7-49.2
Portland	43-37	+6	45.2-40.7	54-51	+3	55.9-52.8	---	---	---	97-88	+9	50.8-47.6
at Santa Clara	41-22	+19	53.6-28.6	40-24	+16	40.0-32.1	---	---	---	81-46	+35	47.2-30.4
at San Francisco	57-29	+28	74.1-38.5	42-39	+3	46.4-43.8	---	---	---	99-68	+31	60.0-41.4
Pepperdine	29-39	-10	36.4-46.7	32-28	+4	40.0-37.5	---	---	---	61-67	-6	38.1-42.6
Loyola Marymount	47-36	+11	50.0-43.8	38-36	+2	52.0-46.4	---	---	---	85-72	+13	50.9-45.0
at Pacific	43-34	+9	53.3-50.0	50-46	+4	54.5-41.9	---	---	---	93-80	+13	53.8-45.8
at Saint Mary's	37-45	-8	44.0-45.5	40-37	+3	46.7-50.0	---	---	---	77-82	-5	45.5-47.5
at San Diego	38-33	+5	53.3-36.7	36-44	-8	36.4-50.0	---	---	---	74-77	-3	44.4-43.3
San Francisco	34-30	+4	37.5-44.0	44-44	0	42.4-51.6	---	---	---	78-74	+4	40.0-48.2
Santa Clara	35-29	+6	34.6-34.4	43-28	+15	46.4-34.5	---	---	---	78-57	+21	40.7-34.4
at Pepperdine	38-25	+13	56.0-34.6	36-55	-19	39.3-64.0	---	---	---	74-80	-6	47.2-49.0
at Loyola Marymount	40-30	+10	51.9-35.5	47-38	+9	40.6-54.2	---	---	---	87-68	+19	45.8-43.6
Saint Mary's	42-30	+12	53.3-42.3	40-30	+10	46.4-39.1	---	---	---	82-60	+22	50.0-40.8
Pacific	33-30	+3	42.3-36.4	51-29	+22	56.3-37.5	---	---	---	84-59	+25	50.0-36.9
San Diego												
at Portland												
at Gonzaga												
Season Totals	39.7-33.1	+6.5	47.2-41.1	43.7-38.3	+5.4	46.9-45.5	13.0-13.3	-0.3	32.1-41.4	84.8-72.5	+12.3	46.9-43.0

* Superlatives in bold

2014-15 Offensive Trends (BYU-Opponent)

Opponent	Points/Point	Points Off TO	2nd Chance Points	Fastbreak Points	Bench Points	Big Run	Big Lead					
Long Beach State	24	34	19	15	4	13	9	7	43	26	9-0/6-0	10/5
Arkansas-Little Rock	52	20	24	7	10	13	14	0	34	21	14-0/8-0	31/3
Southern Virginia	54	16	35	8	20	12	24	2	66	26	16-0/7-0	56 /-
vs. San Diego State	28	40	15	13	15	22	4	8	29	30	8-0/11-0	5/11
vs. Chaminade	34	32	27	8	17	17	11	9	50	29	16-0/8-0	36/-
vs. Purdue	28	38	17	9	16	7	14	2	27	20	7-0/11-0	4/8
Eastern Kentucky	30	26	22	17	12	5	10	2	33	15	9-0/6-0	25/3
at Utah State	26	26	18	4	18	8	11	2	24	4	12-0/6-0	14/5
vs. Hawai'i	34	38	12	22	14	11	16	4	21	7	13-0/13-0	24/9
Utah	26	32	24	13	10	7	8	6	16	27	14-0/10-0	4/13
at Weber State	14	30	21	15	7	7	0	0	25	10	10-0/7-0	20/-
Stanford	30	28	22	13	25	13	9	5	13	12	8-0/11-0	13/2
UMass	28	32	18	15	14	14	6	10	41	17	10-0/12-0	7/7
Gonzaga	24	36	11	13	9	13	6	6	40	15	9-0/12-0	6/16
Portland	44	22	22	6	12	6	16	0	14	14	13-0/9-0	22/5
at Santa Clara	22	16	20	5	6	0	6	2	33	7	17-0/6-0	38/-
at San Francisco	28	26	11	10	18	4	2	2	28	10	11-0/6-0	35/3
Pepperdine	30	22	9	9	16	8	6	4	6	31	7-0/6-0	-/14
Loyola Marymount	20	26	27	11	10	19	9	2	12	17	13-0/8-0	17/-
at Pacific	26	40	17	20	12	7	7	8	17	37	10-0/5-0	16/-
at Saint Mary's	26	42	18	17	6	12	0	6	8	15	11-0/10-0	6/11
at San Diego	14	20	15	11	16	16	0	0	22	46	7-0/8-0	9/7
San Francisco	34	34	27	8	12	7	10	4	20	23	8-0/5-0	8/4
Santa Clara	8	20	9	9	14	15	2	0	31	11	18-0 /5-0	27/6
at Pepperdine	36	30	11	11	19	11	4	8	19	30	14-0/8-0	16/9
at Loyola Marymount	30	22	11	9	19	8	4	2	31	30	9-0/10-0	20/5
Saint Mary's	28	32	21	12	21	11	10	2	28	17	13-0/5-0	31/-
Pacific	30	22	8	10	23	18	9	2	27	12	14-0/6-0	25/3
San Diego												
at Portland												
at Gonzaga												
Season Totals	808	802	511	320	395	304	227	105	758	559		
Times Led, Record (W/L/T)	10-2/8-6/2-0		16-5/3-1/1-2		13-4/4-3/3-1		16-3/2-3/2-2		16-2/3-6/1-0			
Under Rose (W/L/T)	160-30/76-54/16-2		198-33/46-48/8-5		160-36/76-46/16-4		183-44/43-28/26-14		146-34/98-49/7-3			

* Superlatives in bold



2014-15 WCC Standings (as of 2/14/15)

	Overall	Pct	WCC	Pct
Gonzaga	26-1	.963	14-0	1.000
Saint Mary's	19-6	.760	11-3	.786
BYU	20-8	.714	10-5	.667
Pepperdine	15-11	.577	8-7	.533
Portland	16-10	.615	7-7	.500
San Diego	14-13	.519	7-8	.467
Santa Clara	11-15	.423	5-9	.357
San Francisco	10-16	.385	4-10	.286
Loyola Marymount	8-19	.296	4-11	.267
Pacific	10-16	.385	2-12	.143

2014-15 WCC Players of the Week

Nov. 17	Brandon Clark, Santa Clara
Nov. 24	Brad Waldow, Saint Mary's
Dec. 1	Kevin Pangos, Gonzaga
Dec. 8	Kyle Collinsworth, BYU
Dec. 15	Kyle Wiltjer, Gonzaga
Dec. 22	Dulani Robinson, Pacific
Dec. 29	Kyle Collinsworth, BYU
Jan. 5	Przemek Karnowski, Gonzaga
Jan. 12	Stacy Davis, Pepperdine
Jan. 19	Brad Waldow, Saint Mary's
Jan. 26	Brandon Clark, Santa Clara
Feb. 2	Domantas Sabonis, Gonzaga
Feb. 9	Kyle Collinsworth, BYU
Feb. 16	

2014-15 Preseason All-WCC Team

Player	School	Yr.	Pos.
Jared Brownridge	Santa Clara	So.	G
Kyle Collinsworth	BYU	Jr.	G
Stacy Davis	Pepperdine	Jr.	F
Johnny Dee	San Diego	Sr.	G
Tyler Haws	BYU	Sr.	G
Przemek Karnowski	Gonzaga	Jr.	C
Kevin Pangos	Gonzaga	Sr.	G
Kruize Pinkins	San Francisco	Sr.	F
Thomas van der Mars	Portland	Sr.	C
Brad Waldow	Saint Mary's	Sr.	C

2014-15 WCC Preseason Poll

Team (First Place Votes)	Points
1. Gonzaga (9)	81
2. BYU (1)	69
3. Saint Mary's	62
4. San Francisco	59
5. San Diego	47
6. Portland	45
7. Pepperdine	29
7. Santa Clara	29
9. Loyola Marymount	19
10. Pacific	10

TEAM	All	Conf
WCC Stats (as of 2/14/15)		
Scoring Offense	1	1
Scoring Defense	10	8
Scoring Margin	2	2
FT Percentage	1	1
FG Percentage	2	2
FG Percentage Defense	6	5
3FG Percentage	3	5
3FG Percentage Defense	3	1
3-Point FG Made/Game	1	1
Rebounding Offense	1	1
Rebounding Defense	7	5
Rebounding Margin	4	2
Blocked Shots	6	6
Assists	1	1
Steals	1	T2
Turnover Margin	2	3
Assist/Turnover Ratio	2	1
Offensive Rebounds	3	4
Defensive Rebounds	2	2
Defensive Reb Pct	3	3
Offensive Reb Pct	5	3
NCAA Stats (as of 2/16/15)	Rank	Actual
Won-Lost Percentage	55	71.4
Scoring Offense	1	84.8
Scoring Defense	310	72.5
Scoring Margin	18	12.3
Field-Goal Percentage	38	46.9
Field-Goal Pct Defense	185	43.0
3-Point Field Goals/Game	21	8.7
3-Point Field-Goal Pct	40	38.3
3-Point FG Defense	72	31.7
Free-Throw Percentage	3	77.5
Rebound Margin	36	5.0
Assists Per Game	2	17.5
Assist Turnover Ratio	10	1.47
Blocked Shots Per Game	228	3.0
Steals Per Game	55	7.5
Turnovers Per Game	93	11.9
Turnover Margin	71	1.6
Personal Fouls Per Game	288	20.1
Total Blocks	185	83
Total Assists	1	491
Total Rebounds	2	1086
Free Throw Attempts	1	710
Free Throws Made	1	550
3-Point Field Attempts	13	637
Total 3-Point FGs Made	9	244
Total Steals	24	210
Few Turnovers	214	334
Fewest Fouls	333	562
Offensive Rebounds/Game	75	12.14
Defensive Rebounds/Game	18	26.64
Total Rebounds/Game	20	38.79

INDIVIDUAL	Top BYU player - All	Rank	Top BYU player - Conf	Rank
WCC (as of 2/14/15)				
Scoring	Tyler Haws	1	Tyler Haws	1
Rebounding	Kyle Collinsworth	2	Kyle Collinsworth	1
FG Percentage	Anson Winder	13	Skyler Halford	5
Assists	Kyle Collinsworth	T2	Kyle Collinsworth	1
FT Percentage	Tyler Haws	2	Tyler Haws	3
Steals	Kyle Collinsworth	2	Kyle Collinsworth	4
3FG Percentage	Skyler Halford	T3	Skyler Halford	6
3FG Made/Game	Chase Fischer	1	Chase Fischer	1
Blocked Shots	Corbin Kaufusi	7	Corbin Kaufusi	6
Assist/TO Ratio	Kyle Collinsworth	T7	Kyle Collinsworth	3
Offensive Rebounds	Kyle Collinsworth	T6	Kyle Collinsworth	7
Defensive Rebounds	Kyle Collinsworth	1	Kyle Collinsworth	1
Minutes Played	Tyler Haws	9	Tyler Haws	9
NCAA Stats (as of 2/16/15)	BYU Player	Rank	Actual	
Points Per Game	Tyler Haws	3	22.2	
Field Goal Percentage	Tyler Haws	111	47.4	
3-Point FGs Per Game	Chase Fischer	19	3.11	
3-Point FG Percentage	Chase Fischer	25	42.0	
Free-Throw Percentage	Tyler Haws	17	88.7	
Rebounds Per Game	Kyle Collinsworth	45	8.6	
Assists Per Game	Kyle Collinsworth	19	5.8	
Steals Per Game	Kyle Collinsworth	54	1.92	
Total Points	Tyler Haws	1	621	
Total Rebounds	Kyle Collinsworth	35	224	
Double-Doubles	Kyle Collinsworth	22	11	
Triple-Doubles	Kyle Collinsworth	1	5	
Total Assists	Kyle Collinsworth	16	150	
Total Field Goals Made	Tyler Haws	1	202	
Total Minutes	Tyler Haws	87	889	
Total 3-Point FG Attempts	Chase Fischer	15	200	
Total 3-Point FGs Made	Chase Fischer	8	84	
Total Steals	Kyle Collinsworth	42	50	
Total FG Attempts	Tyler Haws	1	426	
Free Throws Made	Tyler Haws	1	173	
Free Throw Attempts	Tyler Haws	6	195	
Defensive Rebounds/Game	Kyle Collinsworth	34	6.27	

No.	Name	Pos.	Ht.	Wt.	Yr.	Hometown (Previous School)	Pronunciations
1	Chase Fischer	G	6-3	195	Jr.	Ripley, W.Va. (Wake Forest)	JAMAL AYTES ATE-s or 8's
2	Jordan Ellis	G	6-1	185	Jr.	Medford, Ore. (North Medford HS)	BOB MEDINA meh-DEE-nuh
3	Tyler Haws	G	6-5	200	Sr.	Alpine, Utah (Lone Peak HS)	SKYLER HALFORD HAL-ford
5	Kyle Collinsworth	G	6-6	215	Jr.	Provo, Utah (Provo HS)	TERRY NASHIF NASH-if
10	Ryan Andrus	G	6-10	220	Fr.	American Fork, Utah (American Fork HS)	CORBIN KAUFUSI KAW-foo-see
12	Josh Sharp	F	6-7	185	Sr.	Highland, Utah (Utah)	ROBERT RAMOS RAY-mus
15	Jake Toolson	G	6-5	210	Fr.	Gilbert, Ariz. (Highland HS)	ANSON WINDER AN-sun WINE-der
20	Anson Winder	G	6-3	195	Sr.	Las Vegas, Nev. (Bishop Gorman HS)	
21	Kyle Davis*	F	6-7	225	Jr.	Draper, Utah (Utah State)	
23	Skyler Halford	G	6-1	180	Sr.	Orem, Utah (SLCC)	
24	Frank Bartley IV	G	6-3	200	So.	Baton Rouge, La. (Future College Prep)	
25	Jordan Chatman	G	6-4	195	Fr.	Vancouver, Wash. (Union HS)	
30	Dalton Nixon	F	6-8	230	Fr.	Orem, Utah (Orem HS)	
33	Nate Austin	F	7-0	230	Sr.	Alpine, Utah (Lone Peak HS)	
35	Isaac Neilson	C	6-10	230	Fr.	Mission Viejo, Calif. (Mission Viejo HS)	
40	Jamal Aytes	F	6-6	230	So.	San Diego, Calif. (JSerra Catholic HS)	
41	Luke Worthington	F	6-10	245	So.	Mequon, Wis. (Homestead HS)	
44	Corbin Kaufusi	C	6-10	260	Fr.	Provo, Utah (Timpview HS)	

Head Coach: Dave Rose, 10th year (Houston, 1983)

Assistant Coaches: Terry Nashif (BYU, 2005); Tim LaComb (Utah, 2006); Mark Pope (Kentucky, 1996)

Director of Basketball Operations: Cody Fueger (Utah, 2006)

Coordinator of Player Development: Garrett Faucette (BYU, 2008)

Team Trainer: Robert Ramos (BYU, 1995)

Strength and Conditioning Coach: Bob Medina (UNLV, 1988)

2014-15 SEASON AND CAREER HIGHS

#	Player		Points	Rebounds	Assists
1	Chase Fischer	Season	30 vs. Chaminade	5 vs. Hawaii, at Saint Mary's	5, 3 times, last vs. Santa Clara
		Career	same	same	same
2	Jordan Ellis	Season	2 vs. SVU	2 vs. Chaminade	1, twice, last vs. Hawaii
		Career	same	same	same
3	Tyler Haws	Season	35 at Utah State	8 vs. Utah	6 vs. Portland
		Career	48 at Portland (13-14)	13 vs. Weber State (13-14)	6 vs. Idaho State (09-10), vs. Portland (14-15)
5	Kyle Collinsworth	Season	23 at Loyola Marymount	15 vs. UMass, at Santa Clara	11 at Pacific
		Career	23 vs. LMU (13-14), at LMU (14-15)	16 vs. Loyola Marymount (13-14)	same
10	Ryan Andrus	Season	5, twice, last vs. Santa Clara	8 vs. Santa Clara	1 vs. SVU, at Pepperdine
		Career	same	same	same
12	Josh Sharp	Season	8 vs. Saint Mary's	8 vs. Pacific	5 vs. Saint Mary's
		Career	14 at Gonzaga (12-13), vs. SCU (12-13)	12 vs. LMU (12-13)	same
15	Jake Toolson	Season	15 vs. Southern Virginia	7 vs. Southern Virginia	4 vs. Southern Virginia
		Career	same	same	same
20	Anson Winder	Season	25 vs. UMass	8 vs. Chaminade	6 vs. Hawaii
		Career	same	same	9 vs. Northern Arizona (11-12)
23	Skyler Halford	Season	18, 3 times, last vs. Pacific	5, 3 times, last vs. Santa Clara	7 vs. Long Beach State, vs. Santa Clara
		Career	28 vs. San Diego (13-14)	6, twice, last vs. Santa Clara (13-14)	same
24	Frank Bartley IV	Season	9 vs. Saint Mary's	6 vs. Southern Virginia	7 vs. Southern Virginia
		Career	16 vs. Mount St. Mary's (13-14)	7 vs. Mount St. Mary's, at LMU (13-14)	same
30	Dalton Nixon	Season	10 vs. Southern Virginia	4, 4 times, last at Saint Mary's	4 at San Francisco
		Career	same	same	same
33	Nate Austin	Season	8 vs. Arkansas-Little Rock	11 vs. Arkansas-Little Rock	3 vs. Long Beach State, vs. Chaminade
		Career	15 vs. Weber State (11-12)	16 vs. San Francisco (13-14)	4 vs. ENMU (12-13), vs. PVAMU (13-14)
35	Isaac Neilson	Season	15 at Weber State	9 vs. Santa Clara	2 vs. Southern Virginia
		Career	same	same	same
41	Luke Worthington	Season	12 vs. Southern Virginia	6 at Utah State	1, 5 times, last at Pacific
		Career	same	same	1, 9 times, last at Pacific (14-15)
44	Corbin Kaufusi	Season	8 vs. Chaminade	6, 3 times, last at Loyola Marymount	1, twice, last vs. Portland
		Career	same	same	same

GEOGRAPHIC BREAKDOWN

Arizona	Jake Toolson
California	Jamal Aytes, Isaac Neilson
Louisiana	Frank Bartley IV
Nevada	Anson Winder
Oregon	Jordan Ellis
Utah	Ryan Andrus, Nate Austin, Kyle Collinsworth, Kyle Davis, Skyler Halford, Tyler Haws, Corbin Kaufusi, Dalton Nixon, Josh Sharp
Washington	Jordan Chatman
West Virginia	Chase Fischer
Wisconsin	Luke Worthington

CLASS BREAKDOWN

Seniors	Juniors	Sophomores	Freshmen
Nate Austin Skyler Halford Tyler Haws Josh Sharp Anson Winder	Kyle Collinsworth Kyle Davis* Jordan Ellis Chase Fischer	Jamal Aytes Frank Bartley IV Luke Worthington	Ryan Andrus Jake Toolson Jordan Chatman Dalton Nixon Isaac Neilson Corbin Kaufusi
*Sitting out in 2014-15 due to NCAA transfer rules			

#1 • CHASE FISCHER
6-3 • 195 • JR • GUARD



RIPLEY, WEST VIRGINIA
WAKE FOREST

2014-15 SEASON HIGHS

PTS	30 vs. Chaminade – 11/25/14
1st H	27 vs. Chaminade – 11/25/14
2nd H	12 vs. Hawai'i – 12/6/14
REB	5, twice, last at Saint Mary's – 1/17/15
AST	5, twice, last vs. Hawai'i – 12/6/14
STL	3 vs. Hawai'i – 12/6/14
BLK	1, twice, last vs. LMU – 1/10/15
FGM	10 vs. Chaminade – 11/25/14
FGA	15 at Saint Mary's – 1/17/15
3PM	10 vs. Chaminade – 11/25/14
3PA	13 vs. Chaminade – 11/25/14
FTM	5 vs. LBSU – 11/14/14
FTA	5, twice, last vs. Hawai'i – 12/6/14

MISCELLANEOUS

	14-15	Career
Double-Figure Points	18 (16-2)	same
20-plus Points	4 (4-0)	same
Double-Figure Reb	0 (0-0)	same
Double-Doubles	0 (0-0)	same
3-plus Steals	1 (1-0)	same
3-plus Blocks	0 (0-0)	same
3-plus 3-point FG	14 (12-2)	same
Scoring Leader	3 (3-0)	same
Rebound Leader	0 (0-0)	same
Assist Leader	0 (0-0)	same

2014-15 SEASON — PPG: 13.6 RPG: 2.1 APG: 2.3 SPG: 0.8 BPG: 0.1 FG%: .433 3FG%: .420 FT%: .792

Last Time Out

- Finished with 16 points, including 4 3-pointers, 2 assists, 1 rebound and 1 steal against Pacific

In 2014-15 • Junior

- A team captain
- Set a BYU record with 10 threes vs. Chaminade for a career-high 30 points
- Scored 17 points on 4 of 8 3-point shooting and 5 of 5 from the free throw line ... also had 5 assists, 3 rebounds and 1 steal vs. Long Beach State
- Totaled 19 points on 7 of 12 shooting, 4 of 7 from three, vs. UALR
- Had 20 points, hit 4 of 8 threes, added 3 rebounds and 2 assists vs. ECU
- Totaled 20 points, 5 boards, 5 assists and 3 steals vs. Hawai'i
- Totaled 16 points, 3 rebounds, 2 assists and 2 steals vs. Portland
- Had 20 points and was 6 of 9 from 3-point range ... added 2 assists, 1 steal and 1 rebound at San Francisco
- Had 19 points and was 5 of 8 from 3-point range plus 4 assists, 3 rebounds, 1 block and 1 steal against LMU
- Hit 5 of 9 from three and 18 points and added 2 boards and 1 assist at Pacific
- Totaled 18 points on 5 of 9 from 3 and added 2 rebounds and 1 assist against Santa Clara

- A team captain as a sophomore in 2012-13
- As a sophomore averaged 4.5 points and 1.1 rebounds in 14.2 minutes per game while shooting .395 from the field, .422 from three and .600 from the free-throw line
- Scored a career-high 15 points while hitting a career-best 5 of 8 from three vs. High Point on Dec. 5, 2012
- Scored in double figures five times and hit two-plus threes 10 times
- As a freshman in 2011-12 averaged 6.3 points, 2.2 rebounds and 1.5 assists in 26.1 minutes per game and shot .350 from the field, .320 from three and .821 from the free-throw line
- Scored in double figures nine times and hit two-plus threes 12 times
- Prepped at Ripley High School
- A 2011 first-team Parade All-American
- 2011 Gatorade Boys Basketball Player of the Year for the state of West Virginia and a McDonald's All-America nominee
- Two-time first team all-state selection in 2009-10 and 2010-11
- Received the 2011 Bill Evans Award, which goes to the state's player of the year (was second in the voting as a junior)

Personal

- Parents are John and Robin Fischer
- Older brother Noah played college basketball at Marshall and University of Charleston
- Before committing to Wake Forest was also recruited by Marshall, Ohio, UCF and VCU

Before BYU

- Played in 62 games and started six times for the Wake Forest Demon Deacons in 2011-12 and 2012-13

2014-15 GAME-BY-GAME

Opponent	Date	GS	Min	FG	FGA	Pct	3FG	FGA	Pct	FT	FTA	Pct	Off	Def	TR	Avg	PF	FO	A	TO	Blk	Stl	Pts	Avg
Long Beach State	11/14/14	*	31	4	9	.444	4	8	.500	5	5	1.000	0	3	3	3.0	3	0	5	2	0	1	17	17.0
Arkansas-Little Rock	11/18/14	*	28	7	12	.583	4	7	.571	1	1	1.000	0	2	2	2.5	1	0	1	2	0	1	19	18.0
Southern Virginia	11/19/14	*	16	4	9	.444	0	4	.000	2	4	.500	0	3	3	2.7	1	0	3	2	0	0	10	15.3
vs. San Diego State	11/24/14	*	42	4	13	.308	3	9	.333	0	0	.000	0	1	1	2.3	2	0	2	3	1	1	11	14.3
vs. Chaminade	11/25/14	*	23	10	14	.714	10	13	.769	0	0	.000	0	0	0	1.8	2	0	3	0	0	1	30	17.4
vs. Purdue	11/26/14	*	38	2	11	.182	2	11	.182	1	2	.500	0	3	3	2.0	1	0	2	3	0	1	7	15.7
Eastern Kentucky	11/29/14	*	27	7	12	.583	4	8	.500	2	3	.667	0	3	3	2.1	2	0	2	3	0	0	20	16.3
at Utah State	12/02/14	*	17	1	9	.111	1	5	.200	0	0	.000	1	2	3	2.3	1	0	1	0	0	1	3	14.6
vs. Hawai'i	12/06/14	*	32	6	11	.545	4	9	.444	4	5	.800	1	4	5	2.6	2	0	5	3	0	3	20	15.2
Utah	12/10/14	*	22	1	5	.200	1	5	.200	0	0	.000	0	0	0	2.3	4	0	1	1	0	0	3	14.0
at Weber State	12/13/14	*	33	4	8	.500	4	7	.571	1	2	.500	0	0	0	2.1	3	0	4	1	0	0	13	13.9
Stanford	12/20/14	*	31	6	14	.429	2	6	.333	2	2	1.000	1	0	1	2.0	1	0	3	3	0	2	16	14.1
UMass	12/23/14	*	35	3	12	.250	2	8	.250	0	0	.000	0	1	1	1.9	1	0	2	1	0	2	8	13.6
Gonzaga	12/27/14	*	19	2	7	.286	1	6	.167	3	4	.750	1	2	1.9	2	0	1	2	0	0	0	8	13.2
Portland	12/29/14	*	27	5	7	.714	2	3	.667	4	4	1.000	1	2	3	2.0	2	0	2	2	0	2	16	13.4
at Santa Clara	01/01/15	*	24	4	9	.444	2	5	.400	4	4	1.000	0	3	3	2.1	1	0	3	3	0	0	14	13.4
at San Francisco	01/03/15	*	23	7	12	.583	6	9	.667	0	0	.000	0	1	1	2.0	0	0	2	0	0	1	20	13.8
Pepperdine	01/08/15	*	29	3	9	.333	2	6	.333	0	0	.000	0	1	1	1.9	2	0	2	1	0	0	8	13.5
Loyola Marymount	01/10/15	*	30	6	9	.667	5	8	.625	2	2	1.000	1	2	3	2.0	2	0	4	0	1	1	19	13.8
at Pacific	01/15/15	*	23	6	11	.545	5	9	.556	1	2	.500	0	2	2	2.0	3	0	1	2	0	0	18	14.0
at Saint Mary's	01/17/15	*	31	6	15	.400	5	12	.417	2	3	.667	1	4	5	2.1	2	0	2	1	0	0	19	14.2
at San Diego	01/24/15	*	25	3	8	.375	0	3	.000	0	0	.000	0	1	1	2.1	2	0	1	2	0	1	6	13.9
San Francisco	01/29/15	*	26	2	10	.200	1	8	.125	1	1	1.000	0	2	2	2.1	1	0	3	1	0	1	6	13.5
Santa Clara	01/31/15	*	24	6	12	.500	5	9	.556	1	1	1.000	0	2	2	2.1	1	0	1	2	0	0	18	13.7
at Pepperdine	02/05/15																							
DNP																								
at Loyola Marymount	02/07/15	*	22	3	9	.333	1	7	.143	0	0	.000	0	2	2	2.1	0	0	1	1	0	0	7	13.4
Saint Mary's	02/12/15	*	30	4	9	.444	4	8	.500	2	4	.500	2	2	4	2.2	0	0	1	1	0	2	14	13.5
Pacific	02/14/15	*	26	4	11	.364	4	7	.571	4	4	1.000	0	1	1	2.1	1	0	2	0	0	1	16	13.6
San Diego	02/19/15																							
at Portland	02/26/15																							
at Gonzaga	02/28/15																							
Totals		26	737	120	277	.433	84	200	.420	42	53	.792	9	48	57	2.1	43	0	61	42	2	22	366	13.6

CAREER STATISTICS (ALL GAMES)

Year	GP	GS	Min	Avg	FG	FGA	Pct	3FG	FGA	Pct	FT	FTA	Pct	Off	Def	TR	Avg	PF	FO	A	TO	Blk	Stl	Pts	Avg
2014-15	27	26	737	27.3	120	277	.433	84	200	.420	42	53	.792	9	48	57	2.1	43	0	61	42	2	22	366	13.6
TOTAL	27	26	737	27.3	120	277	.433	84	200	.420	42	53	.792	9	48	57	2.1	43	0	61	42	2	22	366	13.6

CAREER STATISTICS (CONFERENCE GAMES)

Year	GP	GS	Min	Avg	FG	FGA	Pct	3FG	FGA	Pct	FT	FTA	Pct	Off	Def	TR	Avg	PF	FO	A	TO	Blk	Stl	Pts	Avg
2014-15	14	13	362	25.9	61	138	.442	43	100	.430	24	29	.828	6	26	32	2.3	19	0	27	18	1	9	189	13.5
TOTAL	14	13	362	25.9	61	138	.442	43	100	.430	24	29	.828	6	26	32	2.3	19	0	27	18	1	9	189	13.5

#2 • JORDAN ELLIS
6-1 • 180 • JR • GUARD



MEDFORD, OREGON
PORTLAND STATE

2014-15 SEASON — PPG: 0.2 RPG: 0.4 APG: 0.2 SPG: 0.1 BPG: 0.0 FG%: .500 3FG%: .000 FT%: .000

Last Time Out

- Pulled down 1 rebound against Pacific

In 2014-15 • Junior

- Scored 2 points in 16 minutes during his BYU debut against SVU

Before BYU

- A three-time letterwinner at North Medford High School
- A three-time first-team all-conference honoree
- North Medford's all-time leading scorer
- Lettered in football and track
- Also attended Grayson County College in Texas and Portland State prior to BYU

Personal

- Parents are Jerry and Dee Ellis
- Has two brothers and one sister
- Served a two-year mission for The Church of Jesus Christ of Latter-day Saints in Boston, Massachusetts

2014-15 SEASON HIGHS

PTS	2 vs. SVU – 11/19/14
1st H	—
2nd H	2 vs. SVU – 11/19/14
REB	2 vs. Chaminade – 11/25/14
AST	1, 3 times, last at Santa Clara – 1/1/15
STL	1 at Santa Clara – 1/1/15
BLK	—
FGM	1 vs. SVU – 11/19/14
FGA	1, twice, last at San Francisco – 1/3/15
3PM	—
3PA	—
FTM	—
FTA	—

MISCELLANEOUS

	14-15	Career
Double-Figure Points	0 (0-0)	same
20-plus Points	0 (0-0)	same
Double-Figure Reb	0 (0-0)	same
Double-Doubles	0 (0-0)	same
3-plus Steals	0 (0-0)	same
3-plus Blocks	0 (0-0)	same
3-plus 3-point FG	0 (0-0)	same
Scoring Leader	0 (0-0)	same
Rebound Leader	0 (0-0)	same
Assist Leader	0 (0-0)	same

2014-15 GAME-BY-GAME

Opponent	Date	GS	Min	FG	FGA	Pct	3FG	FGA	Pct	FT	FTA	Pct	Off	Def	TR	Avg	PF	FO	A	TO	Blk	Stl	Pts	Avg
Long Beach State	11/14/14																							
Arkansas-Little Rock	11/18/14																							
Southern Virginia	11/19/14		16	1	1	1.000	0	0	.000	0	0	.000	0	0	0.0	1	0	0	0	0	0	2	2.0	
vs. San Diego State	11/24/14																							
vs. Chaminade	11/25/14		5	0	0	.000	0	0	.000	0	0	.000	0	2	2	1.0	0	0	1	0	0	0	1.0	
vs. Purdue	11/26/14																							
Eastern Kentucky	11/29/14		0+	0	0	.000	0	0	.000	0	0	.000	0	0	0	0.7	0	0	0	0	0	0	0	0.7
at Utah State	12/02/14																							
vs. Hawai'i	12/06/14		1	0	0	.000	0	0	.000	0	0	.000	0	0	0	0.5	0	0	1	1	0	0	0	0.5
Utah	12/10/14																							
at Weber State	12/13/14																							
Stanford	12/20/14																							
UMass	12/23/14		0+	0	0	.000	0	0	.000	0	0	.000	0	0	0	0.4	0	0	0	0	0	0	0	0.4
Gonzaga	12/27/14																							
Portland	12/29/14																							
at Santa Clara	01/01/15		4	0	0	.000	0	0	.000	0	0	.000	0	0	0	0.3	0	0	1	0	0	1	0	0.3
at San Francisco	01/03/15		3	0	1	.000	0	0	.000	0	0	.000	0	0	0	0.3	1	0	0	0	0	0	0	0.3
Pepperdine	01/08/15																							
Loyola Marymount	01/10/15																							
at Pacific	01/15/15		1	0	0	.000	0	0	.000	0	2	.000	0	1	1	0.4	0	0	0	0	0	0	0	0.3
at Saint Mary's	01/17/15																							
at San Diego	01/24/15																							
San Francisco	01/29/15																							
Santa Clara	01/31/15		4	0	0	.000	0	0	.000	0	0	.000	0	0	0	0.3	1	0	0	0	0	0	0	0.2
at Pepperdine	02/05/15		0+	0	0	.000	0	0	.000	0	0	.000	0	0	0	0.3	0	0	0	0	0	0	0	0.2
at Loyola Marymount	02/07/15		1	0	0	.000	0	0	.000	0	0	.000	0	1	1	0.4	1	0	0	0	0	0	0	0.2
Saint Mary's	02/12/15		2	0	0	.000	0	0	.000	0	0	.000	0	0	0	0.3	0	0	0	0	0	0	0	0.2
Pacific	02/14/15		1	0	0	.000	0	0	.000	0	0	.000	0	1	1	0.4	0	0	0	0	0	0	0	0.2
San Diego	02/19/15																							
at Portland	02/26/15																							
at Gonzaga	02/28/15																							
Totals		0	38	1	2	.500	0	0	.000	0	2	.000	0	5	5	0.4	4	0	3	1	0	1	2	0.2

CAREER STATISTICS (ALL GAMES)

Year	GP	GS	Min	Avg	FG	FGA	Pct	3FG	FGA	Pct	FT	FTA	Pct	Off	Def	TR	Avg	PF	FO	A	TO	Blk	Stl	Pts	Avg
2014-15	13	0	38	2.9	1	2	.500	0	0	.000	0	2	.000	0	5	5	0.4	4	0	3	1	0	1	2	0.2
TOTAL	13	0	38	2.9	1	2	.500	0	0	.000	0	2	.000	0	5	5	0.4	4	0	3	1	0	1	2	0.2

CAREER STATISTICS (CONFERENCE GAMES)

Year	GP	GS	Min	Avg	FG	FGA	Pct	3FG	FGA	Pct	FT	FTA	Pct	Off	Def	TR	Avg	PF	FO	A	TO	Blk	Stl	Pts	Avg
2014-15	8	0	16	2.0	0	1	.000	0	0	.000	0	2	.000	0	3	3	0.4	3	0	1	0	0	1	0	0.0
TOTAL	8	0	16	2.0	0	1	.000	0	0	.000	0	2	.000	0	3	3	0.4	3	0	1	0	0	1	0	0.0

#3 • TYLER HAWS
6-5 • 195 • SR • GUARD



ALPINE, UTAH
LONE PEAK HS

2014-15 SEASON — PPG: 22.2 RPG: 4.3 APG: 2.4 SPG: 0.9 BPG: 0.3 FG%: .474 3FG%: .367 FT%: .887

Last Time Out

Totalled 20 points, 2 rebounds, 1 assist and 1 block against Pacific

In 2014-15 • Senior

- A team captain
- Named Preseason All-WCC as voted on by the league's coaches
- Scored a season-high 32 points, hit 13 of 14 from the free throw line and added a career-best 3 blocks against Purdue
- Scored a season-high 35 points on 10 of 19 shooting from the field, 12 of 13 from the free throw line vs. Utah State ... added 6 rebounds, 2 assists and 1 steal
- Totalled 22 points, 7 rebounds and 1 steal at San Francisco ... broke the 2,300 point mark
- Scored 26 points and added 4 rebounds, 3 assists and 1 steal against LMU ... set BYU career record for free throws made with 628
- Scored 26 points and added 5 boards, 3 assists and 2 steals at Pacific
- Had a streak of 60-consecutive games scoring in double figures
- Scored 21 points and added 4 assists, 3 rebounds and 1 steal vs. Santa Clara ... passed Danny Ainge for second BYU's career scoring list

In 2013-14 • Junior

- Named an Honorable Mention All-American by the Associated Press
- Named WCC Player of the Year, to the All-WCC Team and the WCC All-Tournament Team
- Named to the USBWA All-District VIII First Team, the NABC All-District 9 First Team and the Basketball Times All-District Team (Rockies)
- Named to the All-High Major First Team, the WCC Player of the Year and to the All-WCC First Team by CollegeSportsMadness.com
- Two-time WCC Player of the Week (Jan. 13, Feb. 1)

- Ranked 6th in the nation in points per game at 23.2 (6th all-time at BYU for a single season), 5th in total points, 6th in field goal attempts and field goals made, 5th in free throws made, 27th in attempts and 19th in free throw percentage

In 2012-13 • Sophomore

- Named to All-West Coast Conference Team, USBWA All-District VIII First Team and NABC All-District 9 First Team
- Ranked 7th in the NCAA in scoring (the only BYU sophomore to finish in the top 10 and only the fifth Cougar to do so), 102nd in field goal percentage and 17th in free throw percentage

In 2011-12 • Freshman

- Named to All-MWC Third Team, Academic All-MWC and the HoopTV Las Vegas Classic All-Tournament Team
- Averaged 11.3 points and 4.2 rebounds and shot .498 from the field, .368 from three and .917 from the free throw line

Before BYU

- Played for Quincy Lewis at Lone Peak High School
- Named Deseret News Mr. Basketball as a junior and senior
- Led Lone Peak to state titles as a sophomore and junior
- Participated in the NBA Top 100 camp in Charlottesville, Va., and the Reebok All-America camp in Philadelphia in summer of 2008

Personal

- Parents are Marty and Tiffanie Haws
- Served a mission for The Church of Jesus Christ of Latter-day Saints in the Philippines
- Was born in Belgium

2014-15 SEASON HIGHS

PTS	35 at Utah State – 12/2/14
1st H	17 vs. LMU – 1/10/14
2nd H	26 at Utah State – 12/2/14
REB	8 vs. Utah – 12/10/14
AST	6 vs. Portland – 12/29/14
STL	3, twice, last vs. USF – 1/29/15
BLK	3 vs. Purdue – 11/26/14
FGM	11 vs. Pepperdine – 1/8/15
FGA	24 vs. SDSU – 11/24/14
3PM	5 vs. SDSU – 11/24/14
3PA	9 vs. SDSU – 11/24/14
FTM	13 vs. Purdue – 11/26/14
FTA	14 vs. Purdue – 11/26/14

CAREER HIGHS

PTS	48 at Portland – 1/23/14
1st H	29, vs. Virginia Tech – 12/29/12
2nd H	32 at Portland – 1/23/14 (includes OT)
REB	13 vs. Weber State – 11/08/13
AST	6, twice, last vs. Portland – 12/29/14
STL	4 vs. Air Force – 2/13/10
BLK	3 vs. Purdue – 11/26/14
FGM	17 at Portland – 1/23/14
FGA	34 at Portland – 1/23/14
3PM	6 vs. Virginia Tech – 12/29/12
3PA	9 vs. San Diego State – 11/24/14
FTM	14, twice, last vs. USF – 3/10/14
FTA	14, 5 times, last vs. Purdue – 11/26/14

MISCELLANEOUS

	14-15	Career
Double-Figure Points	27 (19-8)	115 (83-32)
20-plus Points	20 (13-7)	70 (48-22)
Double-Figure Reb	0 (0-0)	3 (3-0)
Double-Doubles	0 (0-0)	3 (3-0)
3-plus Steals	1 (1-0)	12 (10-2)
3-plus Blocks	1 (0-1)	1 (0-1)
3-plus 3-point FG	6 (4-2)	18 (14-4)
Scoring Leader	22 (14-8)	71 (47-24)
Rebound Leader	3 (1-2)	16 (11-5)
Assist Leader	3 (2-1)	15 (9-6)

2014-15 GAME-BY-GAME

Opponent	Date	GS	Min	FG	FGA	Pct	3FG	FGA	Pct	FT	FTA	Pct	Off	Def	TR	Avg	PF	FO	A	TO	Blk	Stl	Pts	Avg
Long Beach State	11/14/14	*	33	7	13	.538	2	5	.400	5	6	.833	0	3	3	3.0	3	0	1	4	1	3	21	21.0
Arkansas-Little Rock	11/18/14	*	30	6	11	.545	1	4	.250	5	6	.833	0	4	4	3.5	0	0	5	1	0	2	18	19.5
Southern Virginia	11/19/14	*	17	3	10	.300	0	2	.000	7	7	1.000	1	2	3	3.3	2	0	1	2	0	0	13	17.3
vs. San Diego State	11/24/14	*	48	9	24	.375	5	9	.556	3	4	.750	2	0	2	3.0	1	0	1	4	0	1	26	19.5
vs. Chaminade	11/25/14	*	16	6	7	.857	1	2	.500	6	6	1.000	1	0	1	2.6	2	0	3	0	0	0	19	19.4
vs. Purdue	11/26/14	*	40	9	19	.474	1	3	.333	13	14	.929	0	5	5	3.0	0	0	2	2	3	0	32	21.5
Eastern Kentucky	11/29/14	*	31	10	15	.667	4	8	.500	2	2	1.000	2	2	4	3.1	1	0	4	2	0	0	26	22.1
at Utah State	12/02/14	*	32	10	19	.526	3	8	.375	12	13	.923	2	4	6	3.5	3	0	2	2	0	1	35	23.8
vs. Hawai'i	12/06/14	*	34	9	17	.529	2	5	.400	10	10	1.000	2	5	7	3.9	2	0	1	1	0	1	30	24.4
Utah	12/10/14	*	39	9	22	.409	3	5	.600	2	3	.667	2	6	8	4.3	3	0	1	2	1	0	23	24.3
at Weber State	12/13/14	*	31	5	10	.500	1	2	.500	8	10	.800	2	5	7	4.5	1	0	5	4	0	1	19	23.8
Stanford	12/20/14	*	33	8	15	.533	3	7	.429	5	7	.714	1	2	3	4.4	1	0	4	0	0	0	24	23.8
UMass	12/23/14	*	27	2	9	.222	0	3	.000	0	1	.000	0	3	3	4.3	0	0	2	0	0	0	4	22.3
Gonzaga	12/27/14	*	33	4	12	.333	0	3	.000	9	9	1.000	0	4	4	4.3	1	0	1	0	0	0	17	21.9
Portland	12/29/14	*	35	8	20	.400	1	5	.200	7	8	.875	1	4	5	4.3	2	0	6	1	0	2	24	22.1
at Santa Clara	01/01/15	*	24	5	9	.556	0	2	.000	4	5	.800	1	2	3	4.3	0	0	3	1	0	1	14	21.6
at San Francisco	01/03/15	*	28	8	12	.667	3	4	.750	3	4	.750	3	4	7	4.4	1	0	0	0	0	1	22	21.6
Pepperdine	01/08/15	*	38	11	22	.500	2	5	.400	2	2	1.000	2	4	6	4.5	0	0	1	1	2	1	26	21.8
Loyola Marymount	01/10/15	*	31	9	16	.563	1	4	.250	7	7	1.000	2	2	4	4.5	0	0	3	3	0	1	26	22.1
at Pacific	01/15/15	*	35	8	16	.500	1	1	1.000	9	10	.900	1	4	5	4.5	2	0	3	2	0	2	26	22.3
at Saint Mary's	01/17/15	*	36	9	19	.474	1	4	.250	9	11	.818	4	2	6	4.6	2	0	3	3	0	2	28	22.5
at San Diego	01/24/15	*	34	5	13	.385	0	2	.000	10	11	.909	0	2	2	4.5	2	0	3	2	0	0	20	22.4
San Francisco	01/29/15	*	36	9	20	.450	1	5	.200	9	10	.900	0	4	4	4.4	0	0	1	2	0	3	28	22.7
Santa Clara	01/31/15	*	29	6	15	.400	2	4	.500	7	7	1.000	1	2	3	4.4	1	0	4	1	0	1	21	22.6
at Pepperdine	02/05/15	*	36	7	16	.438	1	5	.200	7	9	.778	2	2	4	4.4	1	0	0	4	0	1	22	22.6
at Loyola Marymount	02/07/15	*	32	7	16	.438	2	5	.400	6	6	1.000	4	2	6	4.4	1	0	3	2	0	1	22	22.5
Saint Mary's	02/12/15	*	19	6	13	.462	2	4	.500	1	1	1.000	1	3	4	4.4	4	0	2	0	0	0	15	22.3
Pacific	02/14/15	*	32	7	16	.438	1	4	.250	5	6	.833	1	1	2	4.3	1	0	1	1	1	0	20	22.2
San Diego	02/19/15																							
at Portland	02/26/15																							
at Gonzaga	02/28/15																							
Totals			28	889	202	.474	44	120	.367	173	195	.887	38	83	121	4.3	37	0	66	47	8	25	621	22.2

CAREER STATISTICS (ALL GAMES)

Year	GP	GS	Min	Avg	FG	FGA	Pct	3FG	FGA	Pct	FT	FTA	Pct	Off	Def	TR	Avg	PF	FO	A	TO	Blk	Stl	Pts	Avg
2009-10	35	33	924	26.4	131	263	.498	25	68	.368	110	120	.917	49	97	146	4.2	53	0	54	41	5	26	397	11.3
2012-13	36	36	1235	34.3	276	571	.483	43	113	.381	185	211	.877	49	116	165	4.6	54	0	71	71	5	45	780	21.7
2013-14	33	33	1143	34.6	252	544	.463	40	99	.404	223	253	.881	33	93	126	3.8	75	1	49	63	9	34	767	23.2
2014-15	28	28	889	31.8	202	426	.474	44	120	.367	173	195	.887	38	83	121	4.3	37	0	66	47	8	25	621	22.2
TOTAL	132	130	4191	31.8	861	1804	.477	152	400	.380	691	779	.887	169	389	558	4.2	219	1	240	222	27	130	2565	19.4

CAREER STATISTICS (CONFERENCE GAMES)

Year	GP	GS	Min	Avg	FG	FGA	Pct	3FG	FGA	Pct	FT	FTA	Pct	Off	Def	TR	Avg	PF	FO	A	TO	Blk	Stl	Pts	Avg
2009-10	16	16	424	26.5	57	129	.442	14	37	.378	51	55	.927	24	40	64	4.0	18	0	28	18	2	13	179	11.2
2012-13	16	16	562	35.1	117	247	.474	15	41	.366	80	98	.816	18	55	73	4.6	24	0	24	26	0	18	329	20.6
2013-14	18	18	617	34.3	143	298	.480	23	50	.460	114	131	.870	13	40	53	2.9	40	1	29	34	7	19	423	23.5
2014-15	15	15	478	31.9	109	235	.464	18	57	.316	95	106	.896	23	42	65	4.3	18	0	34	23	3	16	331	22.1
TOTAL	65	65	2081	32.0	426	909	.469	70	185	.378	340	390	.872	78	177	255	3.9	100	1	115	101	12	66	1262	19.4

#5 • KYLE COLLINSWORTH
6-6 • 210 • JR • GUARD



PROVO, UTAH
PROVO HS

2014-15 SEASON — PPG: 13.1 RPG: 8.6 APG: 5.8 SPG: 1.9 BPG: 0.3 FG%: .480 3FG%: .263 FT%: .723

Last Time Out

- Had 12 points, 12 rebounds, 9 assists and 1 block against Pacific for his 11th double-double of the season

In 2014-15 • Junior

- Set the NCAA single-season record with 5 triple-doubles
- A team captain
- Posted a season-high 21 points and added 7 rebounds, 6 assists and 3 steals vs. San Diego State
- Posted a double-double with 20 points and 10 rebounds to go with 4 assists, 1 block and 3 steals vs. Utah State ... hit a career-best 10 of 10 from the free throw line
- Recorded BYU's first triple-double since 1988 with 19 points, 12 rebounds and 10 assists vs. Hawai'i
- Recorded a double-double against UMass with 18 points, 15 rebounds, 4 assists and 3 steals
- Recorded his third triple-double of the season with 12 points, 12 rebounds and 10 assists ... added 1 steal against San Francisco
- Recorded his NCAA single-season record-tying fourth triple-double at Pacific with 17 points, 11 rebounds, 11 assists, 1 block and 3 steals
- Set the NCAA single season record for triple-doubles with his fifth of the year ... recorded 23 points, 12 rebounds, 10 assists at LMU

In 2013-14 • Sophomore

- A team captain
- Named to the All-WCC Team and the WCC All-Tournament Team
- Ranked 83rd in the nation in assists per game, 89th in steals, 86th in rebounds, 60th in total assists and 58th in total rebounds

- Ranked 2nd in the WCC in rebounding, 3rd in steals, 3rd in assists, 3rd in defensive rebounds, 5th in offensive rebounds
- One of four players in the NCAA ranked in the top 100 in rebounds and assists

In 2010-11 • Freshman

- Averaged 5.8 points, 5.1 rebounds, 2.1 assists and 1.1 steals while shooting .481 from the field

Before BYU

- Played for Craig Drury and helped Provo High to state titles as a freshman and sophomore, a second-place state finish as a junior and a trip to the state semifinals as a senior
- Participated in the NBA Players' Association Top 100 camp in Virginia in the summer of 2009
- Named Deseret News Mr. Basketball, Salt Lake Tribune Male Athlete of the Year and Utah Gatorade Player of the Year as a senior and earned first-team all-state honors from the Deseret News and the Salt Lake Tribune and was the Daily Herald's All-Valley Player of the Year

Personal

- Parents are Jeff and Alisa
- Has two sisters and two brothers
- Brother is Chris Collinsworth, a former forward for the Cougars
- Served a mission for The Church of Jesus Christ of Latter-day Saints in Russia

2014-15 SEASON HIGHS

PTS	23 at LMU – 2/7/15
1st H	14, twice, last vs. Saint Mary's – 2/12/15
2nd H	16, twice, last vs. Portland – 12/29/14
REB	15, twice, last at Santa Clara – 1/1/15
AST	11 at Pacific – 1/15/15
STL	6 vs. Purdue – 11/26/14
BLK	2, twice, last vs. Portland – 12/29/14
FGM	8 vs. Hawai'i – 12/6/14
FGA	15 vs. Utah – 12/10/14
3PM	1, 5 times, last vs. Gonzaga – 12/27/14
3PA	3 vs. Pepperdine – 1/8/15
FTM	10 at Utah State – 12/2/14
FTA	13 vs. Portland – 12/29/14

CAREER HIGHS

PTS	23, twice, last at LMU – 2/7/15
1st H	16 vs. LMU – 3/8/14
2nd H	16 vs. SDSU – 11/24/14
REB	16 vs. LMU – 3/8/14
AST	11 at Pacific – 1/15/15
STL	6 vs. Purdue – 11/26/14
BLK	3, twice, last vs. LMU – 1/11/14
FGM	10 vs. LMU – 3/8/14
FGA	16 vs. San Francisco – 3/10/14
3PM	2, twice, last at UMass – 1/1/11
3PA	5 vs. Fresno Pacific – 1/1/11
FTM	10 at Utah State – 12/2/14
FTA	13 vs. Portland – 12/29/14

MISCELLANEOUS

	14-15	Career
Double-Figure Points	19 (13-6)	59 (43-16)
20-plus Points	4 (3-1)	7 (6-1)
Double-Figure Reb	12 (10-2)	25 (20-5)
Double-Doubles	11 (9-2)	19 (15-4)
3-plus Steals	10 (8-2)	23 (19-4)
3-plus Blocks	0 (0-0)	1 (1-0)
3-plus 3-point FG	0 (0-0)	0 (0-0)
Scoring Leader	2 (2-0)	8 (7-1)
Rebound Leader	20 (14-6)	45 (34-11)
Assist Leader	19 (14-5)	41 (28-13)

2014-15 GAME-BY-GAME

Opponent	Date	GS	Min	FG	FGA	Pct	3FG	FGA	Pct	FT	FTA	Pct	Off	Def	TR	Avg	PF	FO	A	TO	Blk	Stl	Pts	Avg	
Long Beach State	11/14/14	*	13	3	6	.500	0	1	.000	0	0	.000	1	1	2	2.0	3	0	1	5	0	1	6	6.0	
Arkansas-Little Rock	11/18/14	*	17	2	5	.400	0	0	.000	1	4	.250	3	5	8	5.0	3	0	6	4	0	1	5	5.5	
Southern Virginia	11/19/14												DNP												
vs. San Diego State	11/24/14	*	45	7	14	.500	1	2	.500	6	8	.750	1	6	7	5.7	4	0	6	2	0	3	21	10.7	
vs. Chaminade	11/25/14	*	21	4	10	.400	0	0	.000	6	7	.857	3	5	8	6.3	1	0	6	3	0	3	14	11.5	
vs. Purdue	11/26/14	*	40	3	10	.300	0	1	.000	3	4	.750	1	3	4	5.8	4	0	8	4	1	6	9	11.0	
Eastern Kentucky	11/29/14	*	23	3	5	.600	1	1	1.000	4	5	.800	1	3	4	5.5	2	0	5	4	0	3	11	11.0	
at Utah State	12/02/14	*	33	5	12	.417	0	2	.000	10	10	1.000	4	6	10	6.1	1	0	4	2	1	3	20	12.3	
vs. Hawai'i	12/06/14	*	35	8	14	.571	1	2	.500	2	4	.500	2	10	12	6.9	1	0	10	6	2	1	19	13.1	
Utah	12/10/14	*	38	7	15	.467	1	2	.500	2	5	.400	1	8	9	7.1	2	0	5	2	1	1	17	13.6	
at Weber State	12/13/14	*	19	1	2	.500	0	0	.000	0	0	.000	0	2	2	6.6	4	0	2	4	0	1	2	12.4	
Stanford	12/20/14	*	34	6	12	.500	0	0	.000	3	4	.750	3	7	10	6.9	3	0	7	5	0	2	15	12.6	
UMass	12/23/14	*	39	5	12	.417	0	0	.000	8	11	.727	5	10	15	7.6	2	0	4	3	0	3	18	13.1	
Gonzaga	12/27/14	*	31	5	11	.455	1	2	.500	2	3	.667	2	8	10	7.8	1	0	10	4	0	1	13	13.1	
Portland	12/29/14	*	32	6	8	.750	0	0	.000	9	13	.692	4	4	8	7.8	2	0	4	2	2	2	21	13.6	
at Santa Clara	01/01/15	*	29	3	9	.333	0	0	.000	2	2	1.000	4	11	15	8.3	1	0	6	2	0	3	8	13.3	
at San Francisco	01/03/15	*	27	5	7	.714	0	0	.000	2	2	1.000	0	12	12	8.5	2	0	10	2	0	1	12	13.2	
Pepperdine	01/08/15	*	25	1	8	.125	0	3	.000	2	2	1.000	1	2	3	8.2	3	0	2	3	0	2	4	12.6	
Loyola Marymount	01/10/15	*	30	4	5	.800	0	0	.000	5	8	.625	4	6	10	8.3	2	0	8	2	0	4	13	12.7	
at Pacific	01/15/15	*	38	6	10	.600	0	1	.000	5	6	.833	3	8	11	8.4	1	0	11	2	1	3	17	12.9	
at Saint Mary's	01/17/15	*	28	3	7	.429	0	0	.000	4	4	1.000	0	6	6	8.3	4	0	3	1	0	0	10	12.8	
at San Diego	01/24/15	*	29	6	14	.429	0	1	.000	1	2	.500	1	8	9	8.3	1	0	3	2	0	0	13	12.8	
San Francisco	01/29/15	*	33	4	11	.364	0	0	.000	0	1	.000	2	4	6	8.2	2	0	6	1	0	2	8	12.5	
Santa Clara	01/31/15												DNP												
at Pepperdine	02/05/15	*	32	6	9	.667	0	1	.000	1	3	.333	4	6	10	8.3	3	0	2	4	0	0	13	12.6	
at Loyola Marymount	02/07/15	*	36	7	14	.500	0	0	.000	9	11	.818	6	6	12	8.5	2	0	10	1	0	3	23	13.0	
Saint Mary's	02/12/15	*	32	7	14	.500	0	0	.000	3	4	.750	2	7	9	8.5	0	0	3	2	0	1	17	13.2	
Pacific	02/14/15	*	33	4	8	.500	0	0	.000	4	7	.571	3	9	12	8.6	1	0	9	3	1	0	12	13.1	
San Diego	02/19/15																								
at Portland	02/26/15																								
at Gonzaga	02/28/15																								
Totals			26	792	121	252	.480	5	19	.263	94	130	.723	61	163	224	8.6	55	0	150	75	9	50	341	13.1


CAREER STATISTICS (ALL GAMES)

Year	GP	GS	Min	Avg	FG	FGA	Pct	3FG	FGA	Pct	FT	FTA	Pct	Off	Def	TR	Avg	PF	FO	A	TO	Blk	Stl	Pts	Avg
2010-11	36	27	926	25.7	78	162	.481	7	27	.259	46	81	.568	55	128	183	5.1	73	1	75	56	16	39	209	5.8
2013-14	34	34	1136	33.4	175	352	.497	8	22	.364	117	203	.576	85	190	275	8.1	82	1	156	89	15	57	475	14.0
2014-15	26	26	792	30.5	121	252	.480	5	19	.263	94	130	.723	61	163	224	8.6	55	0	150	75	9	50	341	13.1
TOTAL	96	87	2854	29.7	374	766	.488	20	68	.294	257	414	.621	201	481	682	7.1	210	2	381	220	40	146	1025	10.7

CAREER STATISTICS (CONFERENCE GAMES)

Year	GP	GS	Min	Avg	FG	FGA	Pct	3FG	FGA	Pct	FT	FTA	Pct	Off	Def	TR	Avg	PF	FO	A	TO	Blk	Stl	Pts	Avg
2010-11	15	10	365	24.3	26	57	.456	3	8	.375	23	31	.742	20	59	79	5.3	31	1	32	26	8	10	78	5.2
2013-14	18	18	583	32.4	93	181	.514	3	8	.375	65	112	.580	51	86	137	7.6	43	1	82	48	6	37	254	14.1
2014-15	14	14	435	31.1	67	135	.496	1	8	.125	49	68	.721	36	97	133	9.5	25	0	86	31	4	22	184	13.1
TOTAL	47	42	1383	29.4	186	373	.499	7	24	.292	137	211	.649	107	242	349	7.4	99	2	200	105	18	69	516	11.0

#10 • RYAN ANDRUS
6-11 • 215 • FR • FORWARD



AMERICAN FORK, UTAH
AMERICAN FORK HS

2014-15 SEASON — PPG: 1.5 RPG: 1.4 APG: 0.1 SPG: 0.1 BPG: 0.1 FG%: .500 3FG%: .200 FT%: .750

Last Time Out

- Finished with 2 rebounds against Pacific

In 2014-15

- Scored 3 points, grabbed 3 rebounds and had an assist in 16 minutes against Southern Virginia
- Scored a career-best 5 points and hit his first career three at Pacific
- Tied a season high with 5 points and set a season high with 8 rebounds against Santa Clara
- Totaled 2 points, 3 rebounds, 1 assist and 1 block at Pepperdine

Before BYU

- A four-year letterman playing for Doug Meacham at American Fork High School
- As a senior averaged 14.9 points, 7.7 rebounds and 1.7 assists as American Fork finished 17-9 overall and 8-4 in region play and advanced to the 5A state semifinals
- Named first-team all-state by the Deseret News and the Salt Lake Tribune
- As a junior averaged 19.4 points, 6.5 rebounds, 1.5 assists and 1.1 steals as American Fork finished 17-9 overall and 7-3 in region play and advanced to the 5A state semifinals
- Named first-team all-state by the Deseret News, second-team all-state by the Salt Lake Tribune, All-Valley by the Daily Herald
- As a sophomore averaged 5.8 points and 3.8 rebounds as American Fork finished 19-3 overall and 9-1 in region play
- Played for DreamVision during the AAU season

Personal

- Parents are David and Yvonne Andrus
- Has two brothers and one sister
- Also recruited by Utah and Utah State

2014-15 SEASON HIGHS

PTS	5, twice, last vs. Santa Clara – 1/31/15
1st H	5, twice, last vs. Santa Clara – 1/31/15
2nd H	2, twice, last at Santa Clara – 1/1/15
REB	8 vs. Santa Clara – 1/31/15
AST	1, twice, last at Pepperdine – 2/5/15
STL	2 vs. Saint Mary's – 2/12/15
BLK	1, twice, last vs. Saint Mary's – 2/12/15
FGM	2 at Pacific – 1/15/15
FGA	2, 4 times, last vs. Saint Mary's – 2/12/15
3PM	1 at Pacific – 1/15/15
3PA	1, 5 times, last vs. Saint Mary's – 2/12/15
FTM	5 vs. Santa Clara – 1/31/15
FTA	6 vs. Santa Clara – 1/31/15

MISCELLANEOUS

	14-15	Career
Double-Figure Points	0 (0-0)	same
20-plus Points	0 (0-0)	same
Double-Figure Reb	0 (0-0)	same
Double-Doubles	0 (0-0)	same
3-plus Steals	0 (0-0)	same
3-plus Blocks	0 (0-0)	same
3-plus 3-point FG	0 (0-0)	same
Scoring Leader	0 (0-0)	same
Rebound Leader	0 (0-0)	same
Assist Leader	0 (0-0)	same

2014-15 GAME-BY-GAME

Opponent	Date	GS	Min	FG	FGA	Pct	3FG	FGA	Pct	FT	FTA	Pct	Off	Def	TR	Avg	PF	FO	A	TO	Blk	Stl	Pts	Avg	
Long Beach State	11/14/14																								
Arkansas-Little Rock	11/18/14		1	0	0	.000	0	0	.000	0	0	.000	0	0	0	0.0	0	0	0	0	0	0	0	0.0	
Southern Virginia	11/19/14		16	1	2	.500	0	1	.000	1	2	.500	1	2	3	1.5	1	0	1	0	0	0	3	1.5	
vs. San Diego State	11/24/14																								
vs. Chaminade	11/25/14		3	0	0	.000	0	0	.000	0	0	.000	0	1	1	1.3	0	0	0	1	0	0	0	1.0	
vs. Purdue	11/26/14																								
Eastern Kentucky	11/29/14																								
at Utah State	12/02/14																								
vs. Hawai'i	12/06/14		1	0	1	.000	0	0	.000	0	0	.000	1	0	1	1.3	0	0	0	0	0	0	0	0.8	
Utah	12/10/14																								
at Weber State	12/13/14																								
Stanford	12/20/14																								
UMass	12/23/14																								
Gonzaga	12/27/14																								
Portland	12/29/14																								
at Santa Clara	01/01/15		3	1	2	.500	0	0	.000	0	0	.000	0	0	0	1.0	0	0	0	0	0	0	2	1.0	
at San Francisco	01/03/15		3	0	0	.000	0	0	.000	0	0	.000	0	0	0	0.8	0	0	0	0	0	0	0	0.8	
Pepperdine	01/08/15																								
Loyola Marymount	01/10/15																								
at Pacific	01/15/15		7	2	2	1.000	1	1	1.000	0	0	.000	0	0	0	0.7	1	0	0	0	0	0	5	1.4	
at Saint Mary's	01/17/15		1	0	1	.000	0	1	.000	0	0	.000	0	0	0	0.6	0	0	0	0	0	0	0	1.3	
at San Diego	01/24/15																								
San Francisco	01/29/15		5	1	1	1.000	0	0	.000	0	0	.000	1	0	1	0.7	2	0	0	0	0	0	2	1.3	
Santa Clara	01/31/15		12	0	1	.000	0	0	.000	5	6	.833	5	3	8	1.4	1	0	0	2	0	0	5	1.7	
at Pepperdine	02/05/15		13	1	2	.500	0	1	.000	0	0	.000	1	2	3	1.5	3	0	1	0	1	0	2	1.7	
at Loyola Marymount	02/07/15		1	0	0	.000	0	0	.000	0	0	.000	0	0	0	1.4	0	0	0	0	0	0	0	1.6	
Saint Mary's	02/12/15		14	1	2	.500	0	1	.000	0	0	.000	0	1	1	1.4	3	0	0	0	1	2	2	1.6	
Pacific	02/14/15		13	0	0	.000	0	0	.000	0	0	.000	1	1	2	1.4	1	0	0	1	0	0	0	1.5	
San Diego	02/19/15																								
at Portland	02/26/15																								
at Gonzaga	02/28/15																								
Totals		0	93	7	14	.500	1	5	.200	6	8	.750	10	10	20	1.4	12	0	2	4	2	2	21	1.5	

CAREER STATISTICS (ALL GAMES)

Year	GP	GS	Min	Avg	FG	FGA	Pct	3FG	FGA	Pct	FT	FTA	Pct	Off	Def	TR	Avg	PF	FO	A	TO	Blk	Stl	Pts	Avg
2014-15	14	0	93	6.6	7	14	.500	1	5	.200	6	8	.750	10	10	20	1.4	12	0	2	4	2	2	21	1.5
TOTAL	14	0	93	6.6	7	14	.500	1	5	.200	6	8	.750	10	10	20	1.4	12	0	2	4	2	2	21	1.5

CAREER STATISTICS (CONFERENCE GAMES)

Year	GP	GS	Min	Avg	FG	FGA	Pct	3FG	FGA	Pct	FT	FTA	Pct	Off	Def	TR	Avg	PF	FO	A	TO	Blk	Stl	Pts	Avg
2014-15	10	0	72	7.2	6	11	.545	1	4	.250	5	6	.833	8	7	15	1.5	11	0	1	3	2	2	18	1.8
TOTAL	10	0	72	7.2	6	11	.545	1	4	.250	5	6	.833	8	7	15	1.5	11	0	1	3	2	2	18	1.8

#12 • JOSH SHARP
6-7 • 190 • SR • FORWARD



HIGHLAND, UTAH
UTAH

2014-15 SEASON HIGHS

PTS	8 vs. Saint Mary's – 2/12/15
1st H	2, 3 times, last vs. Saint Mary's – 2/12/15
2nd H	6 vs. Saint Mary's – 2/12/15
REB	8 vs. Pacific – 2/14/15
AST	5 vs. Saint Mary's – 2/12/15
STL	2, twice, last at LMU – 2/7/15
BLK	2 vs. Pacific – 2/14/15
FGM	2, twice, last vs. Saint Mary's – 2/12/15
FGA	3, twice, last vs. Saint Mary's – 2/12/15
3PM	1, twice, last vs. Pacific – 2/14/15
3PA	2 vs. Santa Clara – 1/31/15
FTM	4 vs. Saint Mary's – 2/12/15
FTA	4 vs. Saint Mary's – 2/12/15

CAREER HIGHS

PTS	14 at Gonzaga – 1/24/13, SCU – 2/2/13
1st H	10 at Gonzaga – 1/24/13
2nd H	8 vs. Virginia Tech – 12/29/12
REB	12 vs. LMU – 1/3/13
AST	5 vs. Saint Mary's – 2/12/15
STL	2, 6 times, last at LMU – 2/7/15
BLK	2, 3 times, last vs. Pacific – 2/14/15
FGM	6 vs. Montana – 11/28/12
FGA	8 vs. Montana – 11/28/12
3PM	1, 5 times, last vs. Pacific – 2/14/15
3PA	2 vs. Santa Clara – 1/31/15
FTM	4, 5 times, last vs. Saint Mary's – 2/12/15
FTA	6 at Gonzaga – 1/24/13

MISCELLANEOUS

	14-15	Career
Double-Figure Points	0 (0-0)	5 (4-1)
20-plus Points	0 (0-0)	0 (0-0)
Double-Figure Reb	0 (0-0)	3 (2-1)
Double-Doubles	0 (0-0)	0 (0-0)
3-plus Steals	0 (0-0)	0 (0-0)
3-plus Blocks	0 (0-0)	0 (0-0)
3-plus 3-point FG	0 (0-0)	0 (0-0)
Scoring Leader	0 (0-0)	1 (0-1)
Rebound Leader	0 (0-0)	4 (3-1)
Assist Leader	1 (1-0)	2 (2-0)

2014-15 SEASON — PPG: 1.9 RPG: 2.3 APG: 0.8 SPG: 0.4 BPG: 0.4 FG%: .611 3FG%: .500 FT%: .750

Last Time Out

- Totaled 8 rebounds, 3 points, 2 blocks and 1 assist vs. Pacific

In 2014-15 • Senior

- Scored 3 points and grabbed 1 rebound against Arkansas-Little Rock
- Scored 4 points, grabbed 4 rebounds and added an assist, a steal and a block against Southern Virginia
- Started his first game of the season and finished with 7 rebounds, 3 assists, 2 points and 2 steals at LMU
- Totaled 8 points, 6 rebounds, a career-high 5 assists, 1 block and 1 steal against Saint Mary's
- Totaled 8 rebounds, 3 points, 2 blocks and 1 assist vs. Pacific

In 2013-14 • Junior

- Posted season highs of 10 points (Loyola Marymount), 7 rebounds (Pacific), 3 assists (San Diego), 2 steals (at San Diego), 3 field goals made (Loyola Marymount), 4 free throws made (Loyola Marymount)
- Scored 10 points and grabbed four rebounds against Loyola Marymount on Jan. 11
- Averaged 1.4 points and 2.4 rebounds and shot .630 from the field and .579 from the free throw line

In 2012-13 • Sophomore

- Was 15th in the WCC in all games in offensive rebounds and 9th in the WCC in conference games
- Played in 32 games, started 22, recorded double-figure points 4 times, double-figure rebounds 3 times ... did not play in the last four games of the season due to a strained Achilles

- Tied for second all-time at BYU with 9 offensive rebounds against Loyola Marymount in Provo
- Led team in scoring once against No. 10 Gonzaga and in rebounding 4 times
- Posted season highs of 14 points (at Gonzaga, vs. Santa Clara), 12 rebounds (vs. LMU), 2 assists (5 times), 2 steals (three times) and 2 blocks (twice)
- Averaged 4.4 points, 3.9 rebounds, 0.7 assists and 0.4 steals, shot .567 from the field and .718 from the free throw line

In 2011-12 • Freshman

- Played in 28 games
- Received Bronze Honors on the WCC Commissioner's Honor Roll
- Posted season highs of 5 points, 6 rebounds, 3 assists, 1 block and 1 steal

Before BYU

- Played for Quincy Lewis
- Helped the Knights to back-to-back state titles in 2007-08
- Named first-team all-state by the Deseret News and Salt Lake Tribune
- A team captain as a senior and averaged 13.5 points and 6.3 rebounds as a senior

Personal

- Parents are Joe and Debbie Sharp
- Wife's name is Jordan and they have a daughter, Jaycee
- Served a mission for The Church of Jesus Christ of Latter-day Saints in Houston

2014-15 GAME-BY-GAME

Opponent	Date	GS	Min	FG	FGA	Pct	3FG	FGA	Pct	FT	FTA	Pct	Off	Def	TR	Avg	PF	FO	A	TO	Blk	Stl	Pts	Avg	
Long Beach State	11/14/14		4	0	0	.000	0	0	.000	0	0	.000	0	0	0	0.0	0	0	0	0	0	0	0	0.0	
Arkansas-Little Rock	11/18/14		5	1	1	1.000	0	0	.000	1	2	.500	1	0	1	0.5	3	0	0	0	0	0	3	1.5	
Southern Virginia	11/19/14		10	2	2	1.000	0	0	.000	0	0	.000	3	1	4	1.7	0	0	1	0	1	1	4	2.3	
vs. San Diego State	11/24/14																								
vs. Chaminade	11/25/14		7	0	0	.000	0	0	.000	1	2	.500	1	1	2	1.8	2	0	0	0	0	2	1	2.0	
vs. Purdue	11/26/14																								
Eastern Kentucky	11/29/14		11	0	0	.000	0	0	.000	0	0	.000	0	2	2	1.8	1	0	1	1	0	0	0	1.6	
at Utah State	12/02/14		9	1	2	.500	0	0	.000	0	0	.000	1	0	1	1.7	0	0	0	0	0	0	2	1.7	
vs. Hawai'i	12/06/14		2	1	1	1.000	0	0	.000	0	0	.000	0	0	0	1.4	1	0	0	0	0	0	2	1.7	
Utah	12/10/14		7	0	1	.000	0	0	.000	0	0	.000	0	0	0	1.3	2	0	0	0	1	0	0	1.5	
at Weber State	12/13/14																								
Stanford	12/20/14																								
UMass	12/23/14																								
Gonzaga	12/27/14																								
Portland	12/29/14																								
at Santa Clara	01/01/15		6	0	1	.000	0	0	.000	0	0	.000	0	2	2	1.3	1	0	1	0	0	0	0	1.3	
at San Francisco	01/03/15		6	0	0	.000	0	0	.000	0	0	.000	0	1	1	1.3	1	0	0	1	0	0	0	1.2	
Pepperdine	01/08/15																								
Loyola Marymount	01/10/15		5	0	0	.000	0	0	.000	0	0	.000	0	1	1	1.3	0	0	0	0	0	0	0	1.1	
at Pacific	01/15/15		2	1	1	1.000	0	0	.000	0	0	.000	1	1	2	1.3	0	0	0	0	1	0	2	1.2	
at Saint Mary's	01/17/15																								
at San Diego	01/24/15																								
San Francisco	01/29/15																								
Santa Clara	01/31/15		3	1	2	.500	1	2	.500	0	0	.000	0	0	0	1.2	1	0	0	0	0	0	3	1.3	
at Pepperdine	02/05/15																								
at Loyola Marymount	02/07/15	*	28	1	3	.333	0	1	.000	0	0	.000	4	3	7	1.6	1	0	3	2	0	2	2	1.4	
Saint Mary's	02/12/15	*	25	2	3	.667	0	0	.000	4	4	1.000	5	1	6	1.9	4	0	5	0	1	1	8	1.8	
Pacific	02/14/15	*	15	1	1	1.000	1	1	1.000	0	0	.000	3	5	8	2.3	4	0	1	1	2	0	3	1.9	
San Diego	02/19/15																								
at Portland	02/26/15																								
at Gonzaga	02/28/15																								
Totals			3	145	11	18	.611	2	4	.500	6	8	.750	19	18	37	2.3	21	0	12	5	6	6	30	1.9

CAREER STATISTICS (ALL GAMES)

Year	GP	GS	Min	Avg	FG	FGA	Pct	3FG	FGA	Pct	FT	FTA	Pct	Off	Def	TR	Avg	PF	FO	A	TO	Blk	Stl	Pts	Avg
2011-12	28	0	197	7.0	9	23	.391	1	5	.200	14	23	.609	16	22	38	1.4	21	0	12	12	3	4	33	1.2
2012-13	32	22	592	18.5	55	97	.567	2	6	.333	28	39	.718	60	64	124	3.9	68	0	21	21	7	13	140	4.4
2013-14	32	3	352	11.0	17	27	.630	0	2	.000	11	19	.579	26	51	77	2.4	52	0	14	6	8	5	45	1.4
2014-15	16	3	145	9.1	11	18	.611	2	4	.500	6	8	.750	19	18	37	2.3	21	0	12	5	6	6	30	1.9
TOTAL	108	28	1286	11.9	92	165	.558	5	17	.294	59	89	.663	121	155	276	2.6	162	0	59	44	24	28	248	2.3

CAREER STATISTICS (CONFERENCE GAMES)

Year	GP	GS	Min	Avg	FG	FGA	Pct	3FG	FGA	Pct	FT	FTA	Pct	Off	Def	TR	Avg	PF	FO	A	TO	Blk	Stl	Pts	Avg
2011-12	13	0	63	4.8	0	4	.000	0	1	.000	10	14	.714	6	4	10	0.8	7	0	3	2	3	2	10	0.8
2012-13	16	11	286	17.9	26	43	.605	2	3	.667	14	19	.737	33	27	60	3.8	32	0	15	9	0	8	68	4.3
2013-14	18	3	244	13.6	12	17	.706	0	1	.000	9	16	.563	15	31	46	2.6	38	0	9	2	4	5	33	1.8
2014-15	8	3	90	11.3	6	11	.545	2	4	.500	4	4	1.000	13	14	27	3.4	12	0	10	4	4	3	18	2.3
TOTAL	55	17	683	12.4	44	75	.587	4	9	.444	37	53	.698	67	76	143	2.6	89	0	37	17	11	18	129	2.3

#15 • JAKE TOOLSON
6-5 • 215 • FR • GUARD



GILBERT, ARIZONA
HIGHLAND HS

2014-15 SEASON — PPG: 2.5 RPG: 1.5 APG: 0.5 SPG: 0.3 BPG: 0.0 FG%: .408 3FG%: .400 FT%: 1.000

Last Time Out

- Played 1 minute against Pacific

In 2014-15 • Freshman

- Scored 3 points, grabbed 3 rebounds and added an assist and a steal in 10 minutes of playing time against Arkansas-Little Rock
- Led the team with 15 points, also set a team season high with 5 3-pointers against SVU ... added 7 boards, 4 assists and 4 steals
- Had 8 points, hit 2 threes and added 2 rebounds and an assist vs. Chaminade
- Scored 8 points, hit 2 threes and had 2 assists at Santa Clara
- Scored 11 points on 3 of 4 3-point shooting...added 3 rebounds and 1 assist at San Francisco

Before BYU

- A four-year letterman and two-time first-team all-state honoree playing for Derrick Donaldson at Highland High School
- Scored 2,007 career points at Highland and averaged 19.1 points per game
- As a senior averaged 27.3 points, 12.1 rebounds, 3.5 assists and 1.6 steals per game and hit 59 threes
- Shot .522 from the field, .380 from three and .838 from the free-throw line
- Named first-team Division I All-Arizona by AZcentral.com and first-team All-Tribune by the East Valley Tribune
- As a junior averaged 18.9 points, 8.0 rebounds, 4.0 assists, 1.6 steals and 1.0 blocks and hit 34 threes while Highland finish 18-10 overall and 11-6 in league play

- Named first-team Division I All-Arizona by AZcentral.com and first-team All-Tribune by the East Valley Tribune
- As a sophomore averaged 18.4 points, 6.3 rebounds, 1.6 assists and 1.5 steals and hit 49 threes
- Named All-Tribune honorable mention by the East Valley Tribune
- As a freshman averaged 10.2 points, 7.2 rebounds, 1.7 assists and 1.4 steals and hit 47 threes
- Played for Nevada Select during the AAU season
- Played for the Arizona Power during the AAU season

Personal

- Parents are Troy and Sheila Toolson
- Has one brother and two sisters
- Also recruited by Arizona State, Boston College, Utah State and Saint Mary's
- Nephew of former BYU great Danny Ainge

2014-15 SEASON HIGHS

PTS	15 vs. SVU – 11/19/14
1st H	9, twice, last at San Francisco – 1/3/15
2nd H	8 vs. Chaminade – 11/25/14
REB	7 vs. SVU – 11/19/14
AST	4 vs. SVU – 11/19/14
STL	4 vs. SVU – 11/19/14
BLK	—
FGM	5 vs. SVU – 11/19/14
FGA	9, twice, last vs. Chaminade – 11/25/14
3PM	5 vs. SVU – 11/19/14
3PA	8 vs. SVU – 11/19/14
FTM	2 vs. Santa Clara – 1/31/15
FTA	2 vs. Santa Clara – 1/31/15

MISCELLANEOUS

	14-15	Career
Double-Figure Points	2 (2-0)	same
20-plus Points	0 (0-0)	same
Double-Figure Reb	0 (0-0)	same
Double-Doubles	0 (0-0)	same
3-plus Steals	1 (1-0)	same
3-plus Blocks	0 (0-0)	same
3-plus 3-point FG	2 (2-0)	same
Scoring Leader	1 (1-0)	same
Rebound Leader	1 (1-0)	same
Assist Leader	0 (0-0)	same

2014-15 GAME-BY-GAME

Opponent	Date	GS	Min	FG	FGA	Pct	3FG	FGA	Pct	FT	FTA	Pct	Off	Def	TR	Avg	PF	FO	A	TO	Blk	Stl	Pts	Avg	
Long Beach State	11/14/14		4	0	0	.000	0	0	.000	0	0	.000	0	2	2	2.0	0	0	0	0	0	0	0	0.0	
Arkansas-Little Rock	11/18/14		10	1	1	1.000	1	1	1.000	0	0	.000	1	2	3	2.5	0	0	1	1	0	1	3	1.5	
Southern Virginia	11/19/14		25	5	9	.556	5	8	.625	0	0	.000	0	7	7	4.0	2	0	4	1	0	4	15	6.0	
vs. San Diego State	11/24/14		1	0	0	.000	0	0	.000	0	0	.000	0	0	0	3.0	1	0	0	0	0	0	0	4.5	
vs. Chaminade	11/25/14		12	3	9	.333	2	5	.400	0	0	.000	0	2	2	2.8	0	0	1	0	0	0	8	5.2	
vs. Purdue	11/26/14																								
Eastern Kentucky	11/29/14		6	0	1	.000	0	1	.000	0	0	.000	0	1	1	2.5	1	0	1	0	0	0	0	4.3	
at Utah State	12/02/14																								
vs. Hawai'i	12/06/14		7	0	0	.000	0	0	.000	0	0	.000	1	1	2	2.4	0	0	0	0	0	0	0	3.7	
Utah	12/10/14																								
at Weber State	12/13/14																								
Stanford	12/20/14		3	0	0	.000	0	0	.000	0	0	.000	0	0	0	2.1	1	0	0	0	0	0	0	3.3	
UMass	12/23/14		2	0	0	.000	0	0	.000	0	0	.000	0	0	0	1.9	0	0	0	0	0	0	0	2.9	
Gonzaga	12/27/14		15	1	3	.333	1	3	.333	0	0	.000	0	3	3	2.0	1	0	0	0	0	1	3	2.9	
Portland	12/29/14		9	0	2	.000	0	2	.000	0	0	.000	0	2	2	2.0	0	0	0	0	0	0	0	2.6	
at Santa Clara	01/01/15		16	3	5	.600	2	4	.500	0	0	.000	0	1	1	1.9	2	0	2	0	0	1	8	3.1	
at San Francisco	01/03/15		17	4	6	.667	3	4	.750	0	0	.000	1	2	3	2.0	2	0	1	0	0	0	11	3.7	
Pepperdine	01/08/15		11	0	2	.000	0	2	.000	0	0	.000	0	2	2	2.0	0	0	0	0	0	0	0	3.4	
Loyola Marymount	01/10/15		6	1	2	.500	1	2	.500	0	0	.000	0	1	1	1.9	1	0	0	1	0	0	3	3.4	
at Pacific	01/15/15		11	0	2	.000	0	2	.000	0	0	.000	0	1	1	1.9	1	0	1	1	0	0	0	3.2	
at Saint Mary's	01/17/15		8	1	2	.500	1	2	.500	0	0	.000	0	1	1	1.8	2	0	0	0	0	0	3	3.2	
at San Diego	01/24/15																								
San Francisco	01/29/15		6	1	3	.333	0	2	.000	0	0	.000	0	2	2	1.8	2	0	0	0	0	0	2	3.1	
Santa Clara	01/31/15		10	0	2	.000	0	2	.000	2	2	1.000	0	1	1	1.8	0	0	0	1	0	0	0	2	3.1
at Pepperdine	02/05/15		2	0	0	.000	0	0	.000	0	0	.000	0	0	0	1.7	0	0	1	0	0	0	0	2.9	
at Loyola Marymount	02/07/15		1	0	0	.000	0	0	.000	0	0	.000	0	0	0	1.6	0	0	0	0	0	0	0	2.8	
Saint Mary's	02/12/15		6	0	0	.000	0	0	.000	0	0	.000	0	0	0	1.5	0	0	0	1	0	0	0	2.6	
Pacific	02/14/15		1	0	0	.000	0	0	.000	0	0	.000	0	0	0	1.5	0	0	0	0	0	0	0	2.5	
San Diego	02/19/15																								
at Portland	02/26/15																								
at Gonzaga	02/28/15																								
Totals			0	189	20	49	.408	16	40	.400	2	2	1.000	3	31	34	1.5	16	0	12	6	0	7	58	2.5

CAREER STATISTICS (ALL GAMES)

Year	GP	GS	Min	Avg	FG	FGA	Pct	3FG	FGA	Pct	FT	FTA	Pct	Off	Def	TR	Avg	PF	FO	A	TO	Blk	Stl	Pts	Avg
2014-15	23	0	189	8.2	20	49	.408	16	40	.400	2	2	1.000	3	31	34	1.5	16	0	12	6	0	7	58	2.5
TOTAL	23	0	189	8.2	20	49	.408	16	40	.400	2	2	1.000	3	31	34	1.5	16	0	12	6	0	7	58	2.5

CAREER STATISTICS (CONFERENCE GAMES)

Year	GP	GS	Min	Avg	FG	FGA	Pct	3FG	FGA	Pct	FT	FTA	Pct	Off	Def	TR	Avg	PF	FO	A	TO	Blk	Stl	Pts	Avg
2014-15	14	0	119	8.5	11	29	.379	8	25	.320	2	2	1.000	1	16	17	1.2	11	0	5	4	0	2	32	2.3
TOTAL	14	0	119	8.5	11	29	.379	8	25	.320	2	2	1.000	1	16	17	1.2	11	0	5	4	0	2	32	2.3

#20 • ANSON WINDER
6-3 • 190 • SR • GUARD



LAS VEGAS, NEVADA
BISHOP GORMAN

2014-15 SEASON — PPG: 14.0 RPG: 3.7 APG: 1.9 SPG: 1.3 BPG: 0.3 FG%: .485 3FG%: .370 FT%: .730

Last Time Out

- Did not play against Pacific

In 2014-15 • Senior

- Had 18 points, a career-high 8 rebounds, 3 assists, 1 block and 2 steals vs. Chaminade
- Scored 18 points on 7 of 9 shooting from the field and 3 of 3 from downtown vs. Purdue
- Totaled 19 points, 5 boards, 1 assist, 2 steals vs. EKU
- Scored 17 points and added 3 boards, 3 assists and 2 steals vs. Utah State
- Scored a career-high 25 points against UMass ... added 5 rebounds and a steal
- Scored 22 points and added 2 rebounds, 3 assists and 2 steals in his first start of the season against Portland
- Had 15 points, 5 assists, 3 rebounds, 2 steals and 1 block vs. LMU

In 2013-14 • Junior

- Posted season highs of 22 points (Mount St. Mary's), 6 rebounds (Santa Clara), 6 assists (Mount St. Mary's), 6 steals (Loyola Marymount), 9 field goals made (Mount St. Mary's), 3 3-pointers made (Prairie View A&M), 10 free throws made (Gonzaga)
- Scored in double figures in five consecutive games from Feb. 20 until March 10
- In the WCC tournament, scored 16 points, hit 8 of 8 from the free throw line and added a career-best 6 steals vs. Loyola Marymount
- Scored in double figures 10 times, had 20-plus points once, led the team in scoring twice and assists once

In 2012-13 • Sophomore

- Averaged 2.1 points, 1.9 rebounds, 0.5 assists and shot .380 from the field

In 2011-12 • Freshman

- Started 15 times and played in 34 games
- Posted season highs of 20 points, 4 rebounds, 9 assists, 4 steals and 2 blocks
- Hit 7 of 8 from the field and 6 of 7 from downtown for a then career-best 20 points vs. Buffalo
- Averaged 4.3 points, 1.7 assists, 1.6 rebounds and 1.0 steals

Before BYU

- Coached by Grant Rice at Bishop Gorman High School
- Helped lead Bishop Gorman to back-to-back Nevada 4A state titles
- Averaged 17 points and 7 boards as a senior and led Bishop Gorman to a 30-2 record
- Earned first-team All-Southwest League and first-team All-Sunset Division honors

Personal

- Parents are Chuck Winder and Teresa Williams
- Has one sister
- Also recruited by Nevada, SMU, Portland, UC Riverside and Idaho

2014-15 SEASON HIGHS

PTS	25 vs. UMass – 12/23/14
1st H	17 at San Francisco – 1/3/15
2nd H	18 vs. UMass – 12/23/14 (includes OT)
REB	8 vs. Chaminade – 11/25/14
AST	6 vs. Hawai'i – 12/6/14
STL	2, 8 times, last vs. LMU – 1/10/15
BLK	2 vs. SVU – 11/19/14
FGM	10 vs. Portland – 12/29/14
FGA	15 vs. Pepperdine – 1/8/15
3PM	3, 6 times, last at Santa Clara – 1/31/15
3PA	9 vs. LMU – 1/10/15
FTM	11 at Pepperdine – 02/05/14
FTA	13 at Pepperdine – 02/05/14

CAREER HIGHS

PTS	25 vs. UMass – 12/23/14
1st H	17 at San Francisco – 1/3/15
2nd H	18 vs. UMass – 12/23/14 (includes OT)
REB	8 vs. Chaminade – 11/25/14
AST	9 vs. Northern Arizona – 11/30/11
STL	6 vs. LMU – 3/8/14
BLK	2, twice, last vs. SVU – 11/19/14
FGM	10 vs. Portland – 12/29/14
FGA	15 vs. Pepperdine – 1/8/15
3PM	6 vs. Buffalo – 12/20/11
3PA	9 vs. LMU – 1/10/15
FTM	11 at Pepperdine – 02/05/14
FTA	13 at Pepperdine – 02/05/14

MISCELLANEOUS

	14-15	Career
Double-Figure Points	19 (13-6)	35 (29-6)
20-plus Points	3 (2-1)	5 (4-1)
Double-Figure Reb	0 (0-0)	0 (0-0)
Double-Doubles	0 (0-0)	0 (0-0)
3-plus Steals	0 (0-0)	9 (7-2)
3-plus Blocks	0 (0-0)	0 (0-0)
3-plus 3-point FG	6 (5-1)	9 (8-1)
Scoring Leader	2 (1-1)	4 (3-1)
Rebound Leader	2 (2-0)	3 (3-0)
Assist Leader	1 (0-1)	9 (8-1)

2014-15 GAME-BY-GAME

Opponent	Date	GS	Min	FG	FGA	Pct	3FG	FGA	Pct	FT	FTA	Pct	Off	Def	TR	Avg	PF	FO	A	TO	Blk	Stl	Pts	Avg
Long Beach State	11/14/14		24	4	7	.571	2	4	.500	2	3	.667	0	6	6	6.0	1	0	2	0	0	1	12	12.0
Arkansas-Little Rock	11/18/14		18	4	9	.444	1	4	.250	0	0	.000	0	5	5	5.5	2	0	2	0	0	1	9	10.5
Southern Virginia	11/19/14		15	4	7	.571	0	2	.000	2	2	1.000	0	0	0	3.7	2	0	1	1	2	2	10	10.3
vs. San Diego State	11/24/14		37	5	12	.417	2	3	.667	2	4	.500	2	3	5	4.0	3	0	1	0	0	0	14	11.3
vs. Chaminade	11/25/14		24	7	11	.636	2	3	.667	2	3	.667	1	7	8	4.8	3	0	3	2	1	2	18	12.6
vs. Purdue	11/26/14		34	7	9	.778	3	3	1.000	1	2	.500	0	1	1	4.2	3	0	0	0	0	0	18	13.5
Eastern Kentucky	11/29/14		20	7	11	.636	3	4	.750	2	2	1.000	2	3	5	4.3	3	0	1	3	0	2	19	14.3
at Utah State	12/02/14		29	6	10	.600	1	4	.250	4	4	1.000	0	3	3	4.1	4	0	3	2	0	2	17	14.6
vs. Hawai'i	12/06/14		31	4	10	.400	2	6	.333	1	2	.500	1	4	5	4.2	3	0	6	2	1	2	11	14.2
Utah	12/10/14		32	4	8	.500	2	5	.400	0	0	.000	2	2	4	4.2	3	0	2	0	0	2	10	13.8
at Weber State	12/13/14		25	4	7	.571	1	3	.333	0	1	.000	0	5	5	4.3	2	0	2	1	0	1	9	13.4
Stanford	12/20/14		27	3	8	.375	1	5	.200	6	10	.600	0	4	4	4.3	0	0	2	2	0	0	13	13.3
UMass	12/23/14		31	7	13	.538	3	7	.429	8	10	.800	1	4	5	4.3	2	0	0	1	0	1	25	14.2
Gonzaga	12/27/14		34	5	14	.357	0	4	.000	7	8	.875	0	3	3	4.2	2	0	0	2	0	1	17	14.4
Portland	12/29/14	*	30	10	14	.714	2	4	.500	0	0	.000	0	2	2	4.1	2	0	3	2	0	2	22	14.9
at Santa Clara	01/01/15	*	17	3	8	.375	2	7	.286	0	1	.000	0	3	3	4.0	2	0	0	2	0	0	8	14.5
at San Francisco	01/03/15	*	20	5	8	.625	3	6	.500	4	5	.800	0	3	3	3.9	3	0	4	2	0	1	17	14.6
Pepperdine	01/08/15	*	36	6	15	.400	2	8	.250	2	2	1.000	1	4	5	4.0	3	0	5	3	0	2	16	14.7
Loyola Marymount	01/10/15	*	37	5	14	.357	3	9	.333	2	2	1.000	0	3	3	3.9	1	0	5	1	1	2	15	14.7
at Pacific	01/15/15																							
at Saint Mary's	01/17/15																							
at San Diego	01/24/15	*	35	4	12	.333	1	4	.250	0	0	.000	1	3	4	4.0	3	0	1	1	0	2	9	14.5
San Francisco	01/29/15	*	28	3	8	.375	0	2	.000	5	8	.625	0	4	4	4.0	1	0	0	0	0	2	11	14.3
Santa Clara	01/31/15	*	23	4	8	.500	3	4	.750	2	5	.400	0	4	4	4.0	0	0	1	0	1	2	13	14.2
at Pepperdine	02/05/15	*	31	4	12	.333	1	6	.167	11	13	.846	1	1	2	3.9	4	0	1	1	0	2	20	14.5
at Loyola Marymount	02/07/15		6	0	2	.000	0	1	.000	2	2	1.000	0	0	0	3.7	0	0	0	0	0	0	2	14.0
Saint Mary's	02/12/15																							
Pacific	02/14/15																							
San Diego	02/19/15																							
at Portland	02/26/15																							
at Gonzaga	02/28/15																							
Totals			9	644	115	.485	40	108	.370	65	89	.730	12	77	89	3.7	52	0	45	28	6	32	335	14.0

CAREER STATISTICS (ALL GAMES)

Year	GP	GS	Min	Avg	FG	FGA	Pct	3FG	FGA	Pct	FT	FTA	Pct	Off	Def	TR	Avg	PF	FO	A	TO	Blk	Stl	Pts	Avg
2011-12	34	15	551	16.2	48	131	.366	25	84	.298	26	41	.634	3	50	53	1.6	40	0	57	32	3	35	147	4.3
2012-13	31	1	250	8.1	19	50	.380	5	20	.250	21	33	.636	8	24	32	1.0	28	0	16	9	2	13	64	2.1
2013-14	35	9	586	16.7	76	141	.539	25	62	.403	51	69	.739	6	56	62	1.8	55	0	45	19	2	20	228	6.5
2014-15	24	9	644	26.8	115	237	.485	40	108	.370	65	89	.730	12	77	89	3.7	52	0	45	28	6	32	335	14.0
TOTAL	124	34	2031	16.4	258	559	.462	95	274	.347	163	232	.703	29	207	236	1.9	175	0	163	88	13	100	774	6.2

CAREER STATISTICS (CONFERENCE GAMES)

Year	GP	GS	Min	Avg	FG	FGA	Pct	3FG	FGA	Pct	FT	FTA	Pct	Off	Def	TR	Avg	PF	FO	A	TO	Blk	Stl	Pts	Avg
2011-12	16	7	238	14.9	23	62	.371	10	36	.278	11	14	.786	1	26	27	1.7	26	0	19	11	0	20	67	4.2
2012-13	16	1	160	10.0	17	35	.486	5	14	.357	12	17	.706	6	12	18	1.1	21	0	10	4	1	11	51	3.2
2013-14	18	3	280	15.6	35	63	.556	12	27	.444	29	41	.707	3	26	29	1.6	24	0	17	13	1	4	111	6.2
2014-15	11	9	297	27.0	49	115	.426	17	55	.309	35	46	.761	3	30	33	3.0	21	0	20	14	2	16	150	13.6
TOTAL	61	20	975	16.0	124	275	.451	44	132	.333	87	118	.737	13	94	107	1.8	92	0	66	42	4	51	379	6.2

#23 • SKYLER HALFORD
6-1 • 175 • SR. • GUARD



OREM, UTAH
SALT LAKE CC

2014-15 SEASON — PPG: 8.1 RPG: 1.7 APG: 2.6 SPG: 0.7 BPG: 0.0 FG%: .468 3FG%: .444 FT%: .885

Last Time Out

- Scored 18 points and added 4 assists and 3 rebounds vs. Pacific

In 2014-15 • Senior

- Scored 18 points coming off the bench and led the team with a career-best 7 assists vs. Long Beach State
- Scored 9 points on 3 threes and added 4 assists vs. EKU
- Scored 12 points and added 6 assists, 5 rebounds and a steal against Portland
- Hit 3 of 6 from three and 6 of 6 from the free throw line for 15 points at Pacific ... added 4 boards and 2 assists
- Totaled 13 points, tied a career-high 7 assists and added 5 rebounds and 1 steal against Santa Clara
- Scored 17 points and added 5 assists and 2 steals against Saint Mary's
- Scored 18 points and added 4 assists and 3 rebounds vs. Pacific

In 2013-14 • Junior

- Named WCC Player of the Week Jan. 6 for scoring 28 points on 11 of 16 shooting against San Diego while adding 3 assists, 2 rebounds and 1 steal
- Posted season highs of 28 points (San Diego), 6 rebounds (twice), 4 assists (Santa Clara), 3 steals (at San Francisco), 11 field goals made (San Diego), 4 made threes (San Diego) and 11 free throws made (at San Francisco)
- Scored 28 points and had 3 assists against San Diego on Jan. 4
- Scored 18 points against Pepperdine and grabbed 6 rebounds on Jan. 9

- Scored 12 points, grabbed 6 rebounds and had 4 assists against Santa Clara on Feb. 6
- Scored in double figures 13 times, had 20-plus points once and 3-plus threes 3 times

Before BYU

- Named an NJCAA All-America First Team honoree as a sophomore at Salt Lake CC
- Region 18 MVP and Scenic West Athletic Conference Player of the Year
- Led SLCC to a record of 29-5 overall and 14-1 in the SWAC
- Led SLCC to the SWAC and Region 18 titles and to the round of 16 in the NJCAA Tournament
- Averaged 17.4 points, 4.5 rebounds, 4.0 assists and 1.6 steals
- Shot .461 from the field, .393 from three and .908 from the free throw line
- Averaged 10.6 points, 3.1 rebounds, 1.8 assists and 1.1 steals as a freshman
- Earned second-team all-region honors
- Led SLCC to a record of 22-9 overall and 9-6 in the SWAC
- As a senior at Timpanogos High School was second in 5A in scoring at 23.6 points per game

Personal

- Parents are Rod and Jill
- Has four siblings
- Served a mission for The Church of Jesus Christ of Latter-day Saints in Brazil

2014-15 SEASON HIGHS

PTS	18, 3 times, last vs. Pacific – 2/14/15
1st H	8, twice, last vs. Saint Mary's – 2/12/15
2nd H	13, twice, last vs. Pacific – 2/14/15
REB	5, 3 times, last vs. Santa Clara – 1/31/15
AST	7, twice, last vs. Santa Clara – 1/31/15
STL	3 vs. Utah – 12/10/14
BLK	—
FGM	7 vs. Saint Mary's – 2/12/15
FGA	12 vs. Saint Mary's – 2/2/15
3PM	3, 6 times, last vs. LMU – 2/7/15
3PA	6, 5 times, last vs. LMU – 2/7/15
FTM	6, 3 times, last at Pacific – 1/15/15
FTA	6, 3 times, last at Pacific – 1/15/15

CAREER HIGHS

PTS	28 vs. San Diego – 1/04/14
1st H	15 vs. San Diego – 1/04/14
2nd H	14 at USF – 1/16/14
REB	6, twice, last vs. Santa Clara – 2/6/14
AST	7, twice, last vs. Santa Clara – 1/31/15
STL	3, twice, last vs. Utah – 12/10/14
BLK	1 at Pacific – 2/13/14
FGM	11 vs. San Diego – 1/04/14
FGA	16 vs. San Diego – 1/04/14
3PM	4 vs. San Diego – 1/04/14
3PA	9 vs. Pacific – 1/30/14
FTM	11 at USF – 1/16/14
FTA	12 at USF – 1/16/14

MISCELLANEOUS

	14-15	Career
Double-Figure Points	10 (7-3)	23 (16-7)
20-plus Points	0 (0-0)	1 (1-0)
Double-Figure Reb	0 (0-0)	0 (0-0)
Double-Doubles	0 (0-0)	0 (0-0)
3-plus Steals	1 (0-1)	2 (1-1)
3-plus Blocks	0 (0-0)	0 (0-0)
3-plus 3-point FG	6 (5-1)	9 (8-1)
Scoring Leader	1 (1-0)	2 (2-0)
Rebound Leader	0 (0-0)	0 (0-0)
Assist Leader	6 (4-2)	8 (6-2)

2014-15 GAME-BY-GAME

Opponent	Date	GS	Min	FG	FGA	Pct	3FG	FGA	Pct	FT	FTA	Pct	Off	Def	TR	Avg	PF	FO	A	TO	Blk	Stl	Pts	Avg	
Long Beach State	11/14/14		24	5	7	.714	2	3	.667	6	6	1.000	0	0	0	0.0	3	0	7	2	0	0	18	18.0	
Arkansas-Little Rock	11/18/14		16	2	6	.333	0	3	.000	0	0	.000	0	0	0	0.0	0	0	3	2	0	0	4	11.0	
Southern Virginia	11/19/14	*	2	0	1	.000	0	1	.000	0	0	.000	0	0	0	0.0	0	0	1	1	0	0	0	7.3	
vs. San Diego State	11/24/14																								
vs. Chaminade	11/25/14		10	1	4	.250	1	2	.500	0	0	.000	1	0	1	0.3	2	0	4	3	0	2	3	6.3	
vs. Purdue	11/26/14		2	0	1	.000	0	1	.000	0	0	.000	0	0	0	0.2	1	0	0	1	0	0	0	5.0	
Eastern Kentucky	11/29/14		19	3	8	.375	3	6	.500	0	0	.000	0	2	2	0.5	1	0	4	3	0	0	9	5.7	
at Utah State	12/02/14		20	0	2	.000	0	2	.000	4	4	1.000	1	3	4	1.0	4	0	2	0	0	1	4	5.4	
vs. Hawai'i	12/06/14		10	0	2	.000	0	1	.000	2	2	1.000	0	2	2	1.1	3	0	0	1	0	0	2	5.0	
Utah	12/10/14		12	1	4	.250	0	1	.000	0	0	.000	0	2	2	1.2	0	0	2	0	0	3	2	4.7	
at Weber State	12/13/14		20	2	3	.667	1	1	1.000	0	0	.000	2	3	5	1.6	2	0	3	1	0	1	5	4.7	
Stanford	12/20/14		10	0	3	.000	0	1	.000	0	0	.000	0	0	0	1.5	0	0	0	0	0	0	0	4.3	
UMass	12/23/14		11	1	2	.500	0	0	.000	6	6	1.000	0	1	1	1.4	1	0	1	2	0	0	8	4.6	
Gonzaga	12/27/14		12	3	4	.750	3	4	.750	0	0	.000	0	1	1	1.4	0	0	0	1	0	0	9	4.9	
Portland	12/29/14		23	3	10	.300	2	6	.333	4	5	.800	1	4	5	1.6	4	0	6	1	0	1	12	5.4	
at Santa Clara	01/01/15		12	2	3	.667	2	3	.667	2	2	1.000	0	0	0	1.5	0	0	1	1	0	0	8	5.6	
at San Francisco	01/03/15		13	0	0	.000	0	0	.000	3	4	.750	0	0	0	1.4	1	0	0	3	0	2	3	5.4	
Pepperdine	01/08/15		9	0	2	.000	0	1	.000	0	0	.000	0	2	2	1.5	1	0	2	0	0	0	0	5.1	
Loyola Marymount	01/10/15		19	3	6	.500	3	6	.500	0	0	.000	0	1	1	1.4	1	0	4	1	0	2	9	5.3	
at Pacific	01/15/15	*	28	3	7	.429	3	6	.500	6	6	1.000	2	2	4	1.6	3	0	2	3	0	0	15	5.8	
at Saint Mary's	01/17/15	*	25	4	7	.571	2	4	.500	2	2	1.000	0	2	2	1.6	3	0	1	3	0	1	12	6.2	
at San Diego	01/24/15		29	4	7	.571	2	5	.400	2	2	1.000	1	2	3	1.7	1	0	4	3	0	2	12	6.4	
San Francisco	01/29/15		15	2	7	.286	1	3	.333	3	4	.750	0	1	1	1.6	3	0	2	1	0	0	8	6.5	
Santa Clara	01/31/15	*	29	4	8	.500	3	5	.600	2	5	.400	0	5	5	1.8	3	0	7	2	0	1	13	6.8	
at Pepperdine	02/05/15		23	4	5	.800	2	3	.667	1	2	.500	0	1	1	1.8	2	0	3	1	0	1	11	7.0	
at Loyola Marymount	02/07/15		25	5	8	.625	3	6	.500	5	5	1.000	0	1	1	1.7	3	0	2	2	0	1	18	7.4	
Saint Mary's	02/12/15		25	7	12	.583	1	4	.250	2	2	1.000	0	0	0	1.7	1	0	5	2	0	2	17	7.8	
Pacific	02/14/15		27	6	10	.600	2	3	.667	4	4	1.000	1	2	3	1.7	1	0	4	1	0	0	18	8.1	
San Diego	02/19/15																								
at Portland	02/26/15																								
at Gonzaga	02/28/15																								
Totals			4	470	65	139	.468	36	81	.444	54	61	.885	9	37	46	1.7	44	0	70	41	0	20	220	8.1

CAREER STATISTICS (ALL GAMES)

Year	GP	GS	Min	Avg	FG	FGA	Pct	3FG	FGA	Pct	FT	FTA	Pct	Off	Def	TR	Avg	PF	FO	A	TO	Blk	Stl	Pts	Avg
2013-14	35	13	528	15.1	84	199	.431	29	93	.312	49	58	.845	6	44	50	1.4	49	0	35	29	1	15	246	7.0
2014-15	27	4	470	17.4	65	139	.468	36	81	.444	54	61	.885	9	37	46	1.7	44	0	70	41	0	20	220	8.1
TOTAL	62	17	998	16.1	149	334	.446	65	174	.374	103	119	.866	15	81	96	1.5	93	0	105	70	1	35	466	7.5

CAREER STATISTICS (CONFERENCE GAMES)

Year	GP	GS	Min	Avg	FG	FGA	Pct	3FG	FGA	Pct	FT	FTA	Pct	Off	Def	TR	Avg	PF	FO	A	TO	Blk	Stl	Pts	Avg
2013-14	18	13	346	19.2	52	130	.400	19	64	.297	35	40	.875	5	32	37	2.1	25	0	23	21	1	7	158	8.8
2014-15	15	3	314	20.9	50	96	.521	29	59	.492	36	43	.837	5	24	29	1.9	27	0	43	25	0	13	165	11.0
TOTAL	33	16	660	20.0	102	226	.451	48	123	.390	71	83	.855	10	56	66	2.0	52	0	66	46	1	20	323	9.8

#24 • FRANK BARTLEY IV
6-3 • 200 • SO • GUARD



BATON ROUGE, LOUISIANA
FUTURE COLLEGE PREP

2014-15 SEASON HIGHS

PTS	9 vs. Saint Mary's - 2/12/15
1st H	4, twice, last vs. ECU - 11/29/14
2nd H	9 vs. Saint Mary's - 2/12/15
REB	6 vs. SVU - 11/19/14
AST	7 vs. SVU - 11/19/14
STL	4 vs. SVU - 11/19/14
BLK	3 vs. Pacific - 2/14/15
FGM	3 vs. Pacific - 2/14/15
FGA	6 vs. Pacific - 2/14/15
3PM	2 vs. Saint Mary's - 2/12/15
3PA	3 vs. Pacific - 2/14/15
FTM	3, 3 times, last vs. Saint Mary's - 2/12/15
FTA	5 at LMU - 2/7/15

CAREER HIGHS

PTS	16 vs. Mount St. Mary's - 11/15/13
1st H	10 vs. Mount St. Mary's - 11/15/13
2nd H	11 vs. Utah State - 11/30/13
REB	7, twice, last vs. LMU - 12/28/13
AST	7 vs. SVU - 11/19/14
STL	4 vs. SVU - 11/19/14
BLK	3 vs. Pacific - 2/14/15
FGM	6 vs. Mount St. Mary's - 11/15/13
FGA	11 vs. Utah State - 11/30/13
3PM	3 vs. Texas - 11/25/13
3PA	5 vs. Wichita State - 11/26/13
FTM	6, twice, last at UMass - 12/7/13
FTA	8, twice, last at UMass - 12/7/13

MISCELLANEOUS

	14-15	Career
Double-Figure Points	0 (0-0)	6 (4-2)
20-plus Points	0 (0-0)	0 (0-0)
Double-Figure Reb	0 (0-0)	0 (0-0)
Double-Doubles	0 (0-0)	0 (0-0)
3-plus Steals	0 (0-0)	0 (0-0)
3-plus Blocks	1 (1-0)	1 (1-0)
3-plus 3-point FG	0 (0-0)	1 (1-0)
Scoring Leader	0 (0-0)	0 (0-0)
Rebound Leader	0 (0-0)	0 (0-0)
Assist Leader	1 (1-0)	2 (1-1)

2014-15 SEASON — PPG: 2.4 RPG: 1.7 APG: 1.1 SPG: 0.3 BPG: 0.3 FG%: .500 3FG%: .313 FT%: .633

Last Time Out

- Totaled a 7 points, 4 rebounds and a career-high 3 blocks vs. Pacific

In 2014-15 • Sophomore

- Totaled 6 points, 3 boards and 1 assist vs. Gonzaga
- Scored 3 points and grabbed 1 rebound in 4 minutes vs. Long Beach State
- Set career high with 7 assists and added 6 rebounds, 4 points, 4 steals and a career-high 2 blocks against Southern Virginia
- Had 4 points, 3 rebounds, 4 assists and 1 steal vs. ECU
- Had 3 points, 3 rebounds, 1 block and 1 steal in a season-high 17 minutes against Santa Clara
- Totaled a season-high 9 points, 3 rebounds, 3 assists and 1 block vs. Saint Mary's
- Totaled a 7 points, 4 rebounds and a career-high 3 blocks vs. Pacific

In 2013-14 • Freshman

- Posted season highs of 16 points (Mount St. Mary's), 7 rebounds (twice), 6 assists (Prairie View A&M), 2 steals (twice), 6 field goals made (Mount St. Mary's), 3 3-pointers made (Texas), 6 free throws made (twice)
- Scored 14 points and grabbed five rebounds against Utah State on Nov. 30
- Scored 5 points and had 6 assists to go along with 4 rebounds against Prairie View A&M on Dec. 11
- Scored 6 points, grabbed 7 rebounds and had 4 assists against Loyola Marymount on Dec. 28

- Scored in double figures 5 times, hit 3 threes once and led the team in assists twice
- Averaged 3.9 points and 2.1 rebounds and totaled 25 assists and 13 steals

Before BYU

- Played in 2012-13 at Future College Prep for Les Bean
- Led Future College Prep to a record of 52-13 and the West Coast Prep title
- Averaged 19.7 points, 8.5 rebounds, 6.7 assists, 3.3 steals and 1.0 blocks
- Played three years of high school basketball at Christian Life Academy
- As a senior led Christian Life to a 26-7 overall record and the 1A state title
- Was named LSWA Class 1A MVP, first-team all-state and District 7-1A co-MVP while averaging 14.2 points, 6.2 rebounds and 3.3 assists
- As a junior earned District 7-1A MVP honors and was named all-state and all-metro
- Was a member of the state championship team as a sophomore
- Played football at Christian Life, earned all-district honors and recorded 800-plus receiving yards as a senior

Personal

- Parents are Frank Bartley III and Janice
- Has three sisters
- Also recruited by Auburn, Fordham, George Mason, Marquette, San Diego State and Utah

2014-15 GAME-BY-GAME

Opponent	Date	GS	Min	FG	FGA	Pct	3FG	FGA	Pct	FT	FTA	Pct	Off	Def	TR	Avg	PF	FO	A	TO	Blk	Stl	Pts	Avg	
Long Beach State	11/14/14		4	1	2	.500	0	1	.000	1	2	.500	0	1	1	1.0	0	0	0	1	0	0	3	3.0	
Arkansas-Little Rock	11/18/14		4	1	1	1.000	0	0	.000	0	1	.000	0	1	1	1.0	0	0	2	0	0	0	2	2.5	
Southern Virginia	11/19/14		16	2	3	.667	0	0	.000	0	0	.000	0	6	6	2.7	0	0	7	3	2	4	4	3.0	
vs. San Diego State	11/24/14		0	0	0	.000	0	0	.000	0	0	.000	0	0	0	2.0	0	0	0	0	0	0	0	2.3	
vs. Chaminade	11/25/14		11	0	1	.000	0	1	.000	0	0	.000	0	2	2	2.0	2	0	3	1	0	0	0	1.8	
vs. Purdue	11/26/14		0	0	0	.000	0	0	.000	0	0	.000	0	0	0	1.7	0	0	0	0	0	0	0	1.5	
Eastern Kentucky	11/29/14		14	2	2	1.000	0	0	.000	0	1	.000	2	1	3	1.9	1	0	4	0	0	1	4	1.9	
at Utah State	12/02/14		2	0	1	.000	0	1	.000	1	2	.500	0	0	0	1.6	0	0	0	0	0	0	1	1.8	
vs. Hawai'i	12/06/14		6	0	1	.000	0	1	.000	2	2	1.000	0	1	1	1.6	1	0	0	1	0	0	2	1.8	
Utah	12/10/14		10	1	3	.333	0	1	.000	0	0	.000	1	0	1	1.5	1	0	0	1	0	0	2	1.8	
at Weber State	12/13/14		1	0	0	.000	0	0	.000	0	0	.000	0	0	0	1.4	0	0	0	0	0	0	0	1.6	
Stanford	12/20/14															DNP									
UMass	12/23/14		13	0	0	.000	0	0	.000	2	2	1.000	1	2	3	1.5	0	0	1	1	0	0	2	1.7	
Gonzaga	12/27/14		11	1	2	.500	1	2	.500	3	3	1.000	1	2	3	1.6	1	0	1	1	0	0	6	2.0	
Portland	12/29/14		0+	0	0	.000	0	0	.000	0	0	.000	0	0	0	1.5	0	0	0	0	0	0	0	1.9	
at Santa Clara	01/01/15		6	2	2	1.000	0	0	.000	2	2	1.000	0	1	1	1.5	0	0	0	0	1	0	6	2.1	
at San Francisco	01/03/15		8	0	2	.000	0	2	.000	1	2	.500	0	3	3	1.6	0	0	1	0	0	0	1	2.1	
Pepperdine	01/08/15		9	1	1	1.000	0	0	.000	0	0	.000	0	2	2	1.6	1	0	0	2	0	0	2	2.1	
Loyola Marymount	01/10/15															DNP									
at Pacific	01/15/15		1	0	0	.000	0	0	.000	0	0	.000	0	0	0	1.5	0	0	0	0	0	0	0	1.9	
at Saint Mary's	01/17/15		1	0	0	.000	0	0	.000	0	0	.000	0	0	0	1.4	0	0	0	0	0	0	0	1.8	
at San Diego	01/24/15		1	0	0	.000	0	0	.000	0	0	.000	0	1	1	1.4	2	0	0	0	0	0	0	1.8	
San Francisco	01/29/15		3	1	1	1.000	0	0	.000	1	2	.500	0	3	3	1.5	2	0	0	0	0	0	3	1.8	
Santa Clara	01/31/15		17	1	2	.500	1	2	.500	0	1	.000	0	3	3	1.5	1	0	3	1	1	1	3	1.9	
at Pepperdine	02/05/15		13	1	3	.333	0	0	.000	0	0	.000	0	1	1	1.5	0	0	1	2	0	2	2	1.9	
at Loyola Marymount	02/07/15		7	0	1	.000	0	0	.000	3	5	.600	0	1	1	1.5	1	0	1	1	0	0	3	1.9	
Saint Mary's	02/12/15		16	2	4	.500	2	2	1.000	3	4	.750	0	3	3	1.6	0	0	3	1	1	0	9	2.2	
Pacific	02/14/15		18	3	6	.500	1	3	.333	0	1	.000	1	3	4	1.7	1	0	1	0	3	0	7	2.4	
San Diego	02/19/15																								
at Portland	02/26/15																								
at Gonzaga	02/28/15																								
Totals			0	192	19	38	.500	5	16	.313	19	30	.633	6	37	43	1.7	14	0	28	16	8	8	62	2.4

CAREER STATISTICS (ALL GAMES)

Year	GP	GS	Min	Avg	FG	FGA	Pct	3FG	FGA	Pct	FT	FTA	Pct	Off	Def	TR	Avg	PF	FO	A	TO	Blk	Stl	Pts	Avg
2013-14	34	0	370	10.9	44	119	.370	12	36	.333	32	62	.516	21	51	72	2.1	26	0	25	15	6	13	132	3.9
2014-15	26	0	192	7.4	19	38	.500	5	16	.313	19	30	.633	6	37	43	1.7	14	0	28	16	8	8	62	2.4
TOTAL	60	0	562	9.4	63	157	.401	17	52	.327	51	92	.554	27	88	115	1.9	40	0	53	31	14	21	194	3.2

CAREER STATISTICS (CONFERENCE GAMES)

Year	GP	GS	Min	Avg	FG	FGA	Pct	3FG	FGA	Pct	FT	FTA	Pct	Off	Def	TR	Avg	PF	FO	A	TO	Blk	Stl	Pts	Avg
2013-14	17	0	99	5.8	8	33	.242	0	7	.000	2	13	.154	8	13	21	1.2	3	0	11	2	1	3	18	1.1
2014-15	14	0	111	7.9	12	24	.500	5	11	.455	13	20	.650	2	23	25	1.8	9	0	11	8	6	3	42	3.0
TOTAL	31	0	210	6.8	20	57	.351	5	18	.278	15	33	.455	10	36	46	1.5	12	0	22	10	7	6	60	1.9

#30 • DALTON NIXON
6-7 • 215 • FR • FORWARD



OREM, UTAH
OREM HS

2014-15 SEASON — PPG: 2.2 RPG: 1.8 APG: 0.8 SPG: 0.2 BPG: 0.2 FG%: .435 3FG%: .176 FT%: 1.000

Last Time Out

- Had 2 points in 2 minutes against Pacific

In 2014-15 • Freshman

- Had 4 points, the first points of his BYU career, against UALR
- Scored 10 points, grabbed 3 boards, 2 assists and a steal vs. SVU
- Had 7 points, 3 rebounds, 1 assist and 1 block vs. Chaminade
- Hit first career 3-pointer against Purdue
- Posted 4 points, 3 rebounds and 1 block at Pacific
- Posted 3 rebounds and 2 blocks in his first career start against Santa Clara

Before BYU

- A four-year letterman playing for Golden Holt at Orem High School
- Orem's all-time leading scorer with 1,367 points and a three-time first-team all-state honoree
- As a senior averaged 20.2 points, 8.9 rebounds, 1.7 assists and 1.1 steals as Orem finished 18-9 overall, 10-2 in region play and advanced to the 4A state championship game
- Named first-team all-state by the Deseret News and the Salt Lake Tribune
- As a junior averaged 17.5 points, 8.2 rebounds, 1.7 assists and 1.3 steals and hit 21 threes as Orem finished 20-4 overall and 13-1 in region play
- Named first-team all-state by the Deseret News and the Salt Lake Tribune, All-Valley by the Daily Herald

- As a sophomore averaged 12.5 points and 5.5 rebounds and hit 33 threes as Orem finished 24-1 overall, 14-0 in region play and won the 4A Utah state title
- Named first-team all-state by the Deseret News and the Salt Lake Tribune and All-Valley by the Daily Herald
- Named the 4A Tournament MVP as a sophomore
- National position recruiting rankings: 51st by ESPN
- Played for the Utah Prospects during the AAU season

Personal

- Parents are Kevin and Stephanie Nixon
- Has two sisters
- His father Kevin Nixon played at BYU from 1991-93
- Also recruited by Arizona State, Creighton, Hawai'i, San Diego, San Francisco, Utah, Utah State and Weber State

2014-15 SEASON HIGHS

PTS	10 vs. SVU – 11/19/14
1st H	6 at San Diego – 1/24/15
2nd H	6 vs. SVU – 11/19/14
REB	4, 4 times, last at Saint Mary's – 1/17/15
AST	4 at San Francisco – 1/3/15
STL	1, 4 times, last vs. Saint Mary's – 2/12/15
BLK	2 vs. Santa Clara – 1/31/15
FGM	4, twice, last at San Diego – 1/24/15
FGA	9 vs. SVU – 11/19/14
3PM	1, twice, last at Weber State – 12/13/14
3PA	2, 3 times, last at San Francisco – 1/3/15
FTM	4 at Santa Clara – 1/1/15
FTA	4 at Santa Clara – 1/1/15

MISCELLANEOUS

	14-15	Career
Double-Figure Points	1 (1-0)	same
20-plus Points	0 (0-0)	same
Double-Figure Reb	0 (0-0)	same
Double-Doubles	0 (0-0)	same
3-plus Steals	0 (0-0)	same
3-plus Blocks	0 (0-0)	same
3-plus 3-point FG	0 (0-0)	same
Scoring Leader	0 (0-0)	same
Rebound Leader	0 (0-0)	same
Assist Leader	0 (0-0)	same

2014-15 GAME-BY-GAME

Opponent	Date	GS	Min	FG	FGA	Pct	3FG	FGA	Pct	FT	FTA	Pct	Off	Def	TR	Avg	PF	FO	A	TO	Blk	Stl	Pts	Avg	
Long Beach State	11/14/14		7	0	1	.000	0	1	.000	0	0	.000	0	1	1	1.0	2	0	0	0	0	0	0	0.0	
Arkansas-Little Rock	11/18/14		7	2	3	.667	0	0	.000	0	0	.000	0	0	0	0.5	1	0	1	0	0	0	4	2.0	
Southern Virginia	11/19/14		17	4	9	.444	0	2	.000	2	2	1.000	1	2	3	1.3	0	0	2	1	0	1	10	4.7	
vs. San Diego State	11/24/14		6	0	0	.000	0	0	.000	0	0	.000	1	2	3	1.8	0	0	2	0	0	0	0	3.5	
vs. Chaminade	11/25/14		16	3	5	.600	0	2	.000	1	1	1.000	0	3	3	2.0	3	0	1	1	1	0	7	4.2	
vs. Purdue	11/26/14		6	1	2	.500	1	1	1.000	0	0	.000	1	0	1	1.8	3	0	0	0	0	0	3	4.0	
Eastern Kentucky	11/29/14		2	0	0	.000	0	0	.000	0	0	.000	0	0	0	1.6	1	0	1	0	0	0	0	3.4	
at Utah State	12/02/14																								
vs. Hawai'i	12/06/14		2	0	1	.000	0	0	.000	0	0	.000	0	1	1	1.5	1	0	0	0	0	0	0	3.0	
Utah	12/10/14																								
at Weber State	12/13/14		13	2	2	1.000	1	1	1.000	0	0	.000	1	3	4	1.8	1	0	0	0	0	0	5	3.2	
Stanford	12/20/14		8	0	3	.000	0	1	.000	0	0	.000	3	1	4	2.0	0	0	1	0	0	0	0	2.9	
UMass	12/23/14		8	0	2	.000	0	1	.000	0	0	.000	0	1	1	1.9	1	0	1	1	0	1	0	2.6	
Gonzaga	12/27/14																								
Portland	12/29/14		4	0	1	.000	0	1	.000	0	0	.000	0	0	0	1.8	2	0	0	0	0	0	0	2.4	
at Santa Clara	01/01/15		18	0	1	.000	0	1	.000	4	4	1.000	0	4	4	1.9	0	0	1	0	0	0	4	2.5	
at San Francisco	01/03/15		15	1	3	.333	0	2	.000	2	2	1.000	1	1	2	1.9	1	0	4	0	0	0	4	2.6	
Pepperdine	01/08/15		6	0	1	.000	0	1	.000	0	0	.000	0	0	0	1.8	0	0	0	0	0	0	0	2.5	
Loyola Marymount	01/10/15		2	0	0	.000	0	0	.000	0	0	.000	0	1	1	1.8	1	0	0	0	0	0	0	2.3	
at Pacific	01/15/15		21	1	2	.500	0	0	.000	2	2	1.000	1	2	3	1.8	3	0	0	1	1	0	4	2.4	
at Saint Mary's	01/17/15		31	1	1	1.000	1	1	1.000	0	0	.000	0	4	4	1.9	1	0	2	4	0	0	3	2.4	
at San Diego	01/24/15		13	4	4	1.000	0	0	.000	0	0	.000	0	3	3	2.0	5	1	0	1	0	1	8	2.7	
San Francisco	01/29/15		11	0	1	.000	0	0	.000	0	0	.000	2	1	3	2.1	0	0	2	1	0	0	0	2.6	
Santa Clara	01/31/15	*	21	0	1	.000	0	1	.000	0	0	.000	1	2	3	2.1	3	0	1	0	2	0	0	2.5	
at Pepperdine	02/05/15	*	20	0	2	.000	0	1	.000	0	0	.000	0	1	1	2.0	2	0	2	0	0	0	0	2.4	
at Loyola Marymount	02/07/15		1	0	0	.000	0	0	.000	2	2	1.000	0	0	0	2.0	0	0	0	0	0	0	2	2.3	
Saint Mary's	02/12/15		3	0	0	.000	0	0	.000	0	0	.000	0	0	0	1.9	0	0	0	1	0	1	0	2.3	
Pacific	02/14/15		2	1	1	1.000	0	0	.000	0	0	.000	0	0	0	1.8	1	0	0	1	0	0	2	2.2	
San Diego	02/19/15																								
at Portland	02/26/15																								
at Gonzaga	02/28/15																								
Totals			2	260	20	46	.435	3	17	.176	13	13	1.000	12	33	45	1.8	32	1	21	12	4	4	56	2.2

CAREER STATISTICS (ALL GAMES)

Year	GP	GS	Min	Avg	FG	FGA	Pct	3FG	FGA	Pct	FT	FTA	Pct	Off	Def	TR	Avg	PF	FO	A	TO	Blk	Stl	Pts	Avg
2014-15	25	2	260	10.4	20	46	.435	3	17	.176	13	13	1.000	12	33	45	1.8	32	1	21	12	4	4	56	2.2
TOTAL	25	2	260	10.4	20	46	.435	3	17	.176	13	13	1.000	12	33	45	1.8	32	1	21	12	4	4	56	2.2

CAREER STATISTICS (CONFERENCE GAMES)

Year	GP	GS	Min	Avg	FG	FGA	Pct	3FG	FGA	Pct	FT	FTA	Pct	Off	Def	TR	Avg	PF	FO	A	TO	Blk	Stl	Pts	Avg
2014-15	14	2	168	12.0	8	18	.444	1	8	.125	10	10	1.000	5	19	24	1.7	19	1	12	9	3	2	27	1.9
TOTAL	14	2	168	12.0	8	18	.444	1	8	.125	10	10	1.000	5	19	24	1.7	19	1	12	9	3	2	27	1.9

#33 • NATE AUSTIN
6-11 • 230 • SR • FORWARD



ALPINE, UTAH
LONE PEAK HS

2014-15 SEASON — PPG: 3.0 RPG: 5.6 APG: 0.9 SPG: 0.7 BPG: 0.2 FG%: .500 3FG%: .200 FT%: .786

In 2014-15 • Senior

- Suffered a torn right hamstring against Utah – out for the season
- Scored 6 points, grabbed 9 rebounds, had 3 assists and 2 blocks against Long Beach State
- Had 8 points and 11 boards vs. UALR
- Against Purdue had 7 points, 6 rebounds, 1 assist and 1 steal

In 2013-14 • Junior

- Ranked 53rd in the nation in total rebounds and 97th in rebounds per game
- Ranked 4th in the WCC in rebounding, 4th in offensive rebounds, 4th in defensive rebounds and 9th in blocks
- In the BYU record book, totaled the 3rd most offensive rebounds in a season, 2nd most personal fouls in a season and 5th most games started in a season
- Posted season highs of 12 points (at Stanford), 16 rebounds (San Francisco), 4 assists (Prairie View A&M), 4 steals (Prairie View A&M), 3 blocks (North Texas), 5 field goals made (at Stanford) and 5 free throws made (at Portland)

In 2012-13 • Sophomore

- Was 17th in the WCC in rebounding, 13th in blocked shots, 9th in offensive rebounds
- Played in all 36 games and started 7, including the last 5-straight
- Posted season highs of 9 points (at Gonzaga, vs. Baylor), 11 rebounds (vs. Baylor), 4 assists (vs. Eastern New Mexico), 3 steals (at Iowa State) and 3 blocks (twice)

In 2011-12 • Freshman

- Played in every game this season and started 1 game
- Posted season highs of 15 points, 10 rebounds, 3 assists and 2 blocks
- Tied for 10th in the WCC in offensive rebounds in league games
- Career-high 15 points came on 7 of 8 shooting vs. Weber State

Before BYU

- Helped Lone Peak to a 22-3 record as a senior
- Earned first-team all-state honors as a senior
- Averaged 11.5 points while helping the Knights to a trip to the state title game in 2009
- Helped Lone Peak win the 2008 state title
- Played with fellow Cougars Tyler Haws and Josh Sharp at Lone Peak
- Coached by Quincy Lewis
- Played for Salt Lake Metro club team directed by Dave Hammer and coached by Marty Haws

Personal

- Parents are Randy and Leslie Austin
- Served a mission for The Church of Jesus Christ of Latter-day Saints in McAllen, Texas
- Also recruited by Boise State and Utah State

2014-15 SEASON HIGHS

PTS	8 vs. UALR – 11/18/14
1st H	2, 4 times, last at Utah State 12/2/14
2nd H	6 vs. UALR – 11/18/14
REB	11 vs. UALR – 11/18/14
AST	3, twice, last vs. Chaminade – 11/25/14
STL	2 vs. UALR – 11/18/14
BLK	2 vs. LBSU – 11/14/14
FGM	4 vs. UALR – 11/18/14
FGA	4, 3 times, last at Utah State – 12/2/14
3PM	1 vs. LBSU – 11/14/14
3PA	2, twice, last at Utah State 12/2/14
FTM	3, 3 times, last at Utah State 12/2/14
FTA	4, 3 times, last at Utah State 12/2/14

CAREER HIGHS

PTS	15 vs. Weber State – 12/07/11
1st H	9, twice, last vs. Baylor – 4/2/13
2nd H	13 vs. Weber State – 12/7/11
REB	16 vs. San Francisco – 2/08/14
AST	4, twice, last vs. PVAMU – 12/11/13
STL	4 vs. Prairie View A&M – 12/11/13
BLK	3, 3 times, last vs. North Texas – 12/3/13
FGM	7 vs. Weber State – 12/07/11
FGA	8 vs. Weber State – 12/07/11
3PM	1, 13 times, last vs. LBSU – 11/14/14
3PA	2, 15 times, last at Utah State – 12/2/14
FTM	5, 3 times, last at San Diego – 3/1/14
FTA	6, 3 times, last vs. Saint Mary's – 2/1/14

MISCELLANEOUS

	14-15	Career
Double-Figure Points	0 (0-0)	4 (4-0)
20-plus Points	0 (0-0)	0 (0-0)
Double-Figure Reb	1 (1-0)	13 (7-6)
Double-Doubles	0 (0-0)	1 (1-0)
3-plus Steals	0 (0-0)	2 (1-1)
3-plus Blocks	0 (0-0)	3 (2-1)
3-plus 3-point FG	0 (0-0)	0 (0-0)
Scoring Leader	0 (0-0)	0 (0-0)
Rebound Leader	3 (2-1)	27 (19-8)
Assist Leader	0 (0-0)	1 (1-0)

2014-15 GAME-BY-GAME

Opponent	Date	GS	Min	FG	FGA	Pct	3FG	FGA	Pct	FT	FTA	Pct	Off	Def	TR	Avg	PF	FO	A	TO	Blk	Stl	Pts	Avg	
Long Beach State	11/14/14	*	26	1	3	.333	1	1	1.00	3	4	.750	3	6	9	9.0	2	0	3	1	2	0	6	6.0	
Arkansas-Little Rock	11/18/14	*	30	4	4	1.000	0	0	.000	0	0	.000	2	9	11	10.0	2	0	0	0	0	2	8	7.0	
Southern Virginia	11/19/14	*	11	0	0	.000	0	0	.000	0	0	.000	0	3	3	7.7	2	0	0	0	0	1	0	4.7	
vs. San Diego State	11/24/14	*	26	0	4	.000	0	2	.000	0	0	.000	3	2	5	7.0	5	1	0	0	0	1	0	3.5	
vs. Chaminade	11/25/14	*	17	1	1	1.000	0	0	.000	2	2	1.000	1	6	7	7.0	1	0	3	0	0	0	4	3.6	
vs. Purdue	11/26/14	*	23	2	2	1.000	0	0	.000	3	4	.750	3	3	6	6.8	5	1	1	0	0	1	7	4.2	
Eastern Kentucky	11/29/14	*	23	0	0	.000	0	0	.000	0	0	.000	0	2	2	6.1	2	0	1	2	0	1	0	3.6	
at Utah State	12/02/14	*	31	1	4	.250	0	2	.000	3	4	.750	3	6	9	6.5	2	0	1	0	0	1	5	3.8	
vs. Hawai'i	12/06/14	*	10	0	0	.000	0	0	.000	0	0	.000	0	4	4	6.2	1	0	0	0	0	0	0	3.3	
Utah	12/10/14	*	0+	0	0	.000	0	0	.000	0	0	.000	0	0	0	5.6	0	0	0	0	0	0	0	3.0	
at Weber State	12/13/14																								
Stanford	12/20/14																								
UMass	12/23/14																								
Gonzaga	12/27/14																								
Portland	12/29/14																								
at Santa Clara	01/01/15																								
at San Francisco	01/03/15																								
Pepperdine	01/08/15																								
Loyola Marymount	01/10/15																								
at Pacific	01/15/15																								
at Saint Mary's	01/17/15																								
at San Diego	01/24/15																								
San Francisco	01/29/15																								
Santa Clara	01/31/15																								
at Pepperdine	02/05/15																								
at Loyola Marymount	02/07/15																								
Saint Mary's	02/12/15																								
Pacific	02/14/15																								
San Diego	02/19/15																								
at Portland	02/26/15																								
at Gonzaga	02/28/15																								
Totals			10	197	9	18	.500	1	5	.200	11	14	.786	15	41	56	5.6	22	2	9	3	2	7	30	3.0

CAREER STATISTICS (ALL GAMES)

Year	GP	GS	Min	Avg	FG	FGA	Pct	3FG	FGA	Pct	FT	FTA	Pct	Off	Def	TR	Avg	PF	FO	A	TO	Blk	Stl	Pts	Avg
2011-12	35	1	450	12.9	58	107	.542	7	23	.304	20	39	.513	53	79	132	3.8	95	6	19	20	15	9	143	4.1
2012-13	36	7	631	17.5	52	109	.477	3	15	.200	24	41	.585	77	88	165	4.6	92	5	20	21	23	21	131	3.6
2013-14	35	35	934	26.7	48	88	.545	2	4	.500	34	52	.654	90	188	278	7.9	119	6	32	38	31	26	132	3.8
2014-15	10	10	197	19.7	9	18	.500	1	5	.200	11	14	.786	15	41	56	5.6	22	2	9	3	2	7	30	3.0
TOTAL	116	53	2212	19.1	167	322	.519	13	47	.277	89	146	.610	235	396	631	5.4	328	19	80	82	71	63	436	3.8

CAREER STATISTICS (CONFERENCE GAMES)

Year	GP	GS	Min	Avg	FG	FGA	Pct	3FG	FGA	Pct	FT	FTA	Pct	Off	Def	TR	Avg	PF	FO	A	TO	Blk	Stl	Pts	Avg	
2011-12	16	1	230	14.4	28	52	.538	2	10	.200	12	22	.545	33	36	69	4.3	48	4	9	8	5	5	70	4.4	
2012-13	16	0	281	17.6	20	39	.513	1	8	.125	7	15	.467	29	39	68	4.3	41	2	8	9	10	9	48	3.0	
2013-14	18	18	505	28.1	24	42	.571	0	0	.000	21	32	.656	50	94	144	8.0	59	3	13	21	15	9	69	3.8	
2014-15																										
TOTAL	50	19	1016	20.3	72	133	.541	3	18	.167	40	69	.580	112	169	281	5.6	148	9	30	38	30	23	187	3.7	

#35 • ISAAC NEILSON
6-11 • 225 • FR • FORWARD



MISSION VIEJO, CALIFORNIA
MISSION VIEJO HS

2014-15 SEASON HIGHS

PTS	15 at Weber State – 12/13/14
1st H	8 vs. LBSU – 11/14/14
2nd H	11 vs. SVU – 11/19/14
REB	9 vs. Santa Clara – 1/31/15
AST	2 vs. SVU – 11/19/14
STL	4 vs. SVU – 11/19/14
BLK	2, 3 times, last vs. Stanford – 12/20/14
FGM	5, twice, last at Weber State – 12/13/14
FGA	9 at Weber State – 12/13/14
3PM	4 at Weber State – 12/13/14
3PA	5, twice, last at Weber State – 12/13/14
FTM	6 vs. LBSU – 11/14/14
FTA	7 vs. LBSU – 11/14/14

MISCELLANEOUS

	14-15	Career
Double-Figure Points	4 (3-1)	same
20-plus Points	0 (0-0)	same
Double-Figure Reb	0 (0-0)	same
Double-Doubles	0 (0-0)	same
3-plus Steals	0 (0-0)	same
3-plus Blocks	0 (0-0)	same
3-plus 3-point FG	1 (1-0)	same
Scoring Leader	0 (0-0)	same
Rebound Leader	2 (2-0)	same
Assist Leader	0 (0-0)	same

2014-15 SEASON — PPG: 3.4 RPG: 2.6 APG: 0.2 SPG: 0.4 BPG: 0.4 FG%: .467 3FG%: .318 FT%: .679

Last Time Out

- Played 6 minutes against Pacific

In 2014-15 • Freshman

- Became the first freshman since 2005 to score in double digits in the season opener with 10 points, also grabbed 1 rebound vs. Long Beach State
- Scored 13 points and added 7 rebounds, 2 assists and 4 steals against Southern Virginia
- Totaled 12 points, hit 2 threes and added 4 rebounds, 1 assist and 2 blocks vs. San Diego State
- Posted a career-high 9 rebounds and 1 steal against Santa Clara

Before BYU

- Played for Troy Roelen at Mission Viejo
- As a senior averaged 15.3 points, 11.3 rebounds and 5.0 blocks while Mission Viejo finished 29-3 overall and 7-1 in league play
- Posted season highs of 29 points, 25 rebounds and 11 blocks
- Named MaxPreps All-State Division II Second Team, All-CIF Southern Section Team Division 2AA, Orange County Register All-County Team
- Named MVP of the 2010 Diablo Inferno Tournament where he averaged 14 points, 12 rebounds and 8 blocks
- As a junior averaged 9.0 points, 9.0 rebounds and 4.5 blocks
- Named first-team All-South Coast Conference

Personal

- Served a two-year mission for The Church of Jesus Christ of Latter-day Saints in Alabama
- Parents are Jim and Janice
- Has three brothers and two sisters

2014-15 GAME-BY-GAME

Opponent	Date	GS	Min	FG	FGA	Pct	3FG	FGA	Pct	FT	FTA	Pct	Off	Def	TR	Avg	PF	FO	A	TO	Blk	Stl	Pts	Avg
Long Beach State	11/14/14		11	2	3	.667	0	0	.000	6	7	.857	1	0	1	1.0	0	0	0	0	0	0	10	10.0
Arkansas-Little Rock	11/18/14		6	2	5	.400	0	1	.000	0	1	.000	1	1	2	1.5	2	0	1	0	0	0	4	7.0
Southern Virginia	11/19/14		16	5	8	.625	0	1	.000	3	6	.500	5	2	7	3.3	4	0	2	1	0	4	13	9.0
vs. San Diego State	11/24/14		22	4	7	.571	2	5	.400	2	2	1.000	1	3	4	3.5	1	0	1	0	2	0	12	9.8
vs. Chaminade	11/25/14		15	2	5	.400	1	1	1.000	0	0	.000	2	3	5	3.8	2	0	0	0	0	0	5	8.8
vs. Purdue	11/26/14		13	2	5	.400	0	1	.000	0	0	.000	1	2	3	3.7	4	0	0	0	2	0	4	8.0
Eastern Kentucky	11/29/14	*	8	0	1	.000	0	0	.000	0	0	.000	2	1	3	3.6	1	0	0	1	0	0	0	6.9
at Utah State	12/02/14		1	0	1	.000	0	1	.000	0	0	.000	0	0	0	3.1	0	0	0	0	0	0	0	6.0
vs. Hawai'i	12/06/14		1	0	0	.000	0	0	.000	0	0	.000	2	0	2	3.0	0	0	0	2	0	0	0	5.3
Utah	12/10/14		10	0	3	.000	0	1	.000	0	0	.000	0	0	0	2.7	1	0	0	0	0	0	0	4.8
at Weber State	12/13/14	*	26	5	9	.556	4	5	.800	1	2	.500	1	5	6	3.0	4	0	0	0	1	2	15	5.7
Stanford	12/20/14	*	23	2	5	.400	0	1	.000	2	2	1.000	2	4	6	3.3	3	0	0	1	2	0	6	5.8
UMass	12/23/14	*	14	2	4	.500	0	2	.000	0	0	.000	2	3	5	3.4	1	0	0	2	1	1	4	5.6
GONZAGA	12/27/14	*	8	0	1	.000	0	1	.000	0	0	.000	0	1	1	3.2	1	0	0	1	0	0	0	5.2
Portland	12/29/14		2	0	0	.000	0	0	.000	0	0	.000	0	0	0	3.0	0	0	0	0	0	0	0	4.9
at Santa Clara	01/01/15		8	0	1	.000	0	0	.000	1	2	.500	1	1	2	2.9	2	0	0	0	0	0	1	4.6
at San Francisco	01/03/15		9	2	3	.667	0	1	.000	0	1	.000	0	2	2	2.9	1	0	0	1	0	0	4	4.6
Pepperdine	01/08/15		2	1	2	.500	0	0	.000	0	0	.000	1	0	1	2.8	0	0	0	0	0	0	2	4.4
Loyola Marymount	01/10/15		3	0	0	.000	0	0	.000	0	0	.000	0	0	0	2.6	2	0	0	1	0	0	0	4.2
at Pacific	01/15/15		17	1	1	1.000	0	0	.000	2	2	1.000	0	3	3	2.7	4	0	0	1	1	0	4	4.2
at Saint Mary's	01/17/15		5	0	1	.000	0	1	.000	0	0	.000	1	0	1	2.6	3	0	0	0	0	2	0	4.0
at San Diego	01/24/15		5	0	1	.000	0	0	.000	0	0	.000	1	1	2	2.5	1	0	0	0	0	0	0	3.8
San Francisco	01/29/15		6	1	1	1.000	0	0	.000	2	2	1.000	1	1	2	2.5	2	0	0	0	0	0	4	3.8
Santa Clara	01/31/15		12	0	2	.000	0	0	.000	0	1	.000	3	6	9	2.8	4	0	0	1	0	1	0	3.7
at Pepperdine	02/05/15		20	2	3	.667	0	0	.000	0	0	.000	3	0	3	2.8	2	0	1	0	1	0	4	3.7
at Loyola Marymount	02/07/15		8	2	2	1.000	0	0	.000	0	0	.000	2	1	3	2.8	1	0	0	0	0	0	4	3.7
Saint Mary's	02/12/15		2	0	1	.000	0	0	.000	0	0	.000	0	0	0	2.7	0	0	0	1	0	0	0	3.6
Pacific	02/14/15		6	0	0	.000	0	0	.000	0	0	.000	0	0	0	2.6	1	0	0	0	0	0	0	3.4
San Diego	02/19/15																							
at Portland	02/26/15																							
at Gonzaga	02/28/15																							
Totals		5	279	35	75	.467	7	22	.318	19	28	.679	33	40	73	2.6	47	0	5	13	10	10	96	3.4

CAREER STATISTICS (ALL GAMES)

Year	GP	GS	Min	Avg	FG	FGA	Pct	3FG	FGA	Pct	FT	FTA	Pct	Off	Def	TR	Avg	PF	FO	A	TO	Blk	Stl	Pts	Avg
2014-15	28	5	279	10.0	35	75	.467	7	22	.318	19	28	.679	33	40	73	2.6	47	0	5	13	10	10	96	3.4
TOTAL	28	5	279	10.0	35	75	.467	7	22	.318	19	28	.679	33	40	73	2.6	47	0	5	13	10	10	96	3.4

CAREER STATISTICS (CONFERENCE GAMES)

Year	GP	GS	Min	Avg	FG	FGA	Pct	3FG	FGA	Pct	FT	FTA	Pct	Off	Def	TR	Avg	PF	FO	A	TO	Blk	Stl	Pts	Avg
2014-15	15	1	113	7.5	9	19	.474	0	3	.000	5	8	.625	13	16	29	1.9	24	0	1	6	2	3	23	1.5
TOTAL	15	1	113	7.5	9	19	.474	0	3	.000	5	8	.625	13	16	29	1.9	24	0	1	6	2	3	23	1.5

#41 • LUKE WORTHINGTON
6-10 • 235 • SO • FORWARD



MEQUON, WISCONSIN
HOMESTEAD HS

2014-15 SEASON — PPG: 2.1 RPG: 1.8 APG: 0.2 SPG: 0.3 BPG: 0.1 FG%: .444 3FG%: .000 FT%: .667

Last Time Out

- Had 2 rebounds and 1 block against Pacific

In 2014-15 • Sophomore

- Had 7 points, 4 rebounds and a steal vs. UALR
- Set a career-high in points with 12 and steals with 2, while tying a career-high with 4 rebounds against Southern Virginia
- Totaled 4 points and 6 rebounds at Utah State

In 2013-14 • Freshman

- Posted season highs of 7 points (Santa Clara), 4 rebounds (at Saint Mary's), 2 field goals made (twice), 3 free throws made (Santa Clara).
- Hit 2 of 3 from the field and 3 of 4 from the free throw line to score 7 points against Santa Clara on Feb. 6
- Grabbed 4 rebounds, including 3 on the offensive end, and scored a point against Saint Mary's on Feb. 15
- Started in games against Portland, San Diego and Loyola Marymount from Feb. 22 until March 8
- Scored 5 points against Portland on Feb. 22
- Scored 4 points against Mount St. Mary's
- Averaged 1.0 points and 0.9 rebounds and shot .462 from the field

Before BYU

- Played for Kevin McKenna at Homestead High School
- Ranked the No. 7 prospect in the class of 2013 in the state of Wisconsin and No. 43 among power forwards nationally by ESPN.com

- One of seven Wisconsin players nominated for the McDonald's All-America Game
- As a senior was a team captain and averaged 13.6 points and 10.0 rebounds per game
- Led Homestead to a record of 13-7 overall and 8-4 in league play
- Named Wisconsin Basketball Coaches Association Division I All-State Honorable Mention
- Named third-team All-Area by the Milwaukee Wisconsin Journal Sentinel
- Named first-team All-North Shore Conference
- As a junior, averaged 12 points, 9 rebounds and 2 blocks
- Led Homestead to a record of 15-5 overall and 10-3 in league play
- Named first-team All-North Shore Conference
- Played for Wisconsin Playground Elite coached by Duane "Ike" Wilson
- Played football at Homestead, was a team captain and helped lead team to the 2012 Wisconsin state title
- Received all-conference, all-region and all-state honors in football
- Recruited by BYU and Wisconsin to play football
- Maintained a GPA above 4.0 and was a member of the National Honor Society

Personal

- Parents are John and Kris Worthington
- Has one brother and two sisters
- Also recruited by Butler, Princeton, Penn, Davidson, Yale, DePaul, Lehigh, Bucknell, Utah State and Saint Louis

2014-15 SEASON HIGHS

PTS	12 vs. SVU – 11/19/14
1st H	8 vs. SVU – 11/19/14
2nd H	4, twice, last at Utah State – 12/2/14
REB	6 at Utah State – 12/2/14
AST	1, 5 times, last at Pacific – 1/15/15
STL	2 vs. SVU – 11/19/14
BLK	1, twice, last vs. Pacific – 2/14/15
FGM	6 vs. SVU – 11/19/14
FGA	7, twice, last vs. SVU – 11/19/14
3PM	—
3PA	—
FTM	3, twice, last vs. Stanford – 12/20/14
FTA	4, twice, last vs. Stanford – 12/20/14

CAREER HIGHS

PTS	12 vs. SVU – 11/19/14
1st H	8 vs. SVU – 11/19/14
2nd H	4, twice, last at Utah State – 12/2/14
REB	6 at Utah State – 12/2/14
AST	1, 9 times, last at Pacific – 1/15/15
STL	2 vs. SVU – 11/19/14
BLK	1, 4 times, last vs. Pacific – 2/14/15
FGM	6 vs. SVU – 11/19/14
FGA	7, twice, last vs. SVU – 11/19/14
3PM	—
3PA	—
FTM	3, 3 times, last vs. Stanford – 12/20/14
FTA	4, 3 times, last vs. Stanford – 12/20/14

MISCELLANEOUS

	14-15	Career
Double-Figure Points	1 (1-0)	1 (1-0)
20-plus Points	0 (0-0)	0 (0-0)
Double-Figure Reb	0 (0-0)	0 (0-0)
Double-Doubles	0 (0-0)	0 (0-0)
3-plus Steals	0 (0-0)	0 (0-0)
3-plus Blocks	0 (0-0)	0 (0-0)
3-plus 3-point FG	0 (0-0)	0 (0-0)
Scoring Leader	0 (0-0)	0 (0-0)
Rebound Leader	0 (0-0)	0 (0-0)
Assist Leader	0 (0-0)	0 (0-0)

2014-15 GAME-BY-GAME

Opponent	Date	GS	Min	FG	FGA	Pct	3FG	FGA	Pct	FT	FTA	Pct	Off	Def	TR	Avg	PF	FO	A	TO	Blk	Stl	Pts	Avg	
Long Beach State	11/14/14	*	13	1	2	.500	0	0	.000	0	0	.000	1	1	2	2.0	2	0	0	1	0	0	2	2.0	
Arkansas-Little Rock	11/18/14	*	16	3	7	.429	0	0	.000	1	2	.500	1	3	4	3.0	2	0	0	0	0	1	7	4.5	
Southern Virginia	11/19/14	*	13	6	7	.857	0	0	.000	0	1	.000	4	0	4	3.3	2	0	0	3	0	2	12	7.0	
vs. San Diego State	11/24/14	*	8	0	1	.000	0	0	.000	0	0	.000	0	1	1	2.8	3	0	0	1	0	0	0	5.3	
vs. Chaminade	11/25/14	*	8	2	3	.667	0	0	.000	0	0	.000	1	0	1	2.4	1	0	0	1	0	0	4	5.0	
vs. Purdue	11/26/14	*	20	0	1	.000	0	0	.000	3	4	.750	1	2	3	2.5	5	1	1	1	0	1	3	4.7	
Eastern Kentucky	11/29/14	*	16	0	0	.000	0	0	.000	1	2	.500	1	1	2	2.4	3	0	0	0	0	1	1	4.1	
at Utah State	12/02/14	*	25	2	6	.333	0	0	.000	0	2	.000	3	3	6	2.9	4	0	0	0	0	0	4	4.1	
vs. Hawai'i	12/06/14	*	12	0	1	.000	0	0	.000	0	0	.000	0	1	1	2.7	3	0	0	0	0	0	0	3.7	
Utah	12/10/14	*	12	0	1	.000	0	0	.000	2	2	1.000	1	1	2	2.6	2	0	1	1	0	1	2	3.5	
at Weber State	12/13/14	*	18	0	2	.000	0	0	.000	2	2	1.000	0	1	1	2.5	4	0	0	1	0	1	2	3.4	
Stanford	12/20/14	*	23	1	1	1.000	0	0	.000	3	4	.750	1	1	2	2.4	3	0	0	1	0	0	5	3.5	
UMass	12/23/14	*	24	1	3	.333	0	0	.000	0	0	.000	1	1	2	2.4	2	0	1	1	1	0	2	3.4	
Gonzaga	12/27/14	*	15	0	1	.000	0	0	.000	2	2	1.000	1	1	2	2.4	5	1	0	0	0	1	2	3.3	
Portland	12/29/14	*	20	0	2	.000	0	0	.000	0	0	.000	0	2	2	2.3	3	0	0	0	0	0	0	3.1	
at Santa Clara	01/01/15	*	16	2	3	.667	0	0	.000	0	0	.000	1	2	3	2.4	3	0	0	0	0	0	4	3.1	
at San Francisco	01/03/15	*	13	0	0	.000	0	0	.000	0	0	.000	0	0	0	2.2	3	0	0	0	0	0	0	2.9	
Pepperdine	01/08/15	*	17	0	0	.000	0	0	.000	1	2	.500	1	0	1	2.2	3	0	0	1	0	0	1	2.8	
Loyola Marymount	01/10/15	*	16	0	0	.000	0	0	.000	0	0	.000	1	1	2	2.2	3	0	1	2	0	0	0	2.7	
at Pacific	01/15/15	*	9	0	0	.000	0	0	.000	0	0	.000	0	1	1	2.1	4	0	1	0	0	1	0	2.6	
at Saint Mary's	01/17/15	*	17	0	1	.000	0	0	.000	0	0	.000	0	0	0	2.0	3	0	0	0	0	0	0	2.4	
at San Diego	01/24/15	*	14	1	1	1.000	0	0	.000	2	2	1.000	0	2	2	2.0	4	0	0	0	0	0	4	2.5	
San Francisco	01/29/15		9	0	0	.000	0	0	.000	1	2	.500	1	1	2	2.0	2	0	0	0	0	0	1	2.4	
Santa Clara	01/31/15		1	0	0	.000	0	0	.000	0	0	.000	0	0	0	1.9	1	0	0	0	0	0	0	2.3	
at Pepperdine	02/05/15																								
at Loyola Marymount	02/07/15		3	1	1	1.000	0	0	.000	0	0	.000	0	0	0	1.8	0	0	0	0	0	0	2	2.3	
Saint Mary's	02/12/15		7	0	0	.000	0	0	.000	0	0	.000	0	0	0	1.8	5	1	0	0	0	0	0	2.2	
Pacific	02/14/15		9	0	1	.000	0	0	.000	0	0	.000	0	2	2	1.8	1	0	0	0	1	0	0	2.1	
San Diego	02/19/15																								
at Portland	02/26/15																								
at Gonzaga	02/28/15																								
Totals			21	374	20	45	.444	0	0	.000	18	27	.667	20	28	48	1.8	76	3	5	14	2	9	58	2.1

CAREER STATISTICS (ALL GAMES)

Year	GP	GS	Min	Avg	FG	FGA	Pct	3FG	FGA	Pct	FT	FTA	Pct	Off	Def	TR	Avg	PF	FO	A	TO	Blk	Stl	Pts	Avg
2013-14	31	3	251	8.1	12	26	.462	0	0	.000	8	20	.400	13	16	29	0.9	56	2	4	14	2	4	32	1.0
2014-15	27	21	374	13.9	20	45	.444	0	0	.000	18	27	.667	20	28	48	1.8	76	3	5	14	2	9	58	2.1
TOTAL	58	24	625	10.8	32	71	.451	0	0	.000	26	47	.553	33	44	77	1.3	132	5	9	28	4	13	90	1.6

CAREER STATISTICS (CONFERENCE GAMES)

Year	GP	GS	Min	Avg	FG	FGA	Pct	3FG	FGA	Pct	FT	FTA	Pct	Off	Def	TR	Avg	PF	FO	A	TO	Blk	Stl	Pts	Avg
2013-14	16	2	147	9.2	5	10	.500	0	0	.000	7	12	.583	11	8	19	1.2	33	2	2	7	2	4	17	1.1
2014-15	14	9	166	11.9	4	10	.400	0	0	.000	6	8	.750	5	12	17	1.2	40	2	2	3	1	2	14	1.0
TOTAL	30	11	313	10.4	9	20	.450	0	0	.000	13	20	.650	16	20	36	1.2	73	4	4	10	3	6	31	1.0

#44 • CORBIN KAUFUSI
6-10 • 245 • FR • CENTER



PROVO, UTAH
TIMPVIEW HS

2014-15 SEASON — PPG: 2.9 RPG: 3.3 APG: 0.1 SPG: 0.3 BPG: 0.9 FG%: .532 3FG%: .000 FT%: .560

Last Time Out

- Finished with 6 points, 2 rebounds and 1 block against Pacific

In 2014-15 • Freshman

- Had 5 points and 4 boards vs. UALR
- Tied his season-high with 5 points, 4 rebounds and 1 assist vs. SVU
- Had career-bests of 8 points, 6 rebounds and 2 blocks vs. Chaminade
- Had 4 points, 4 boards and 1 steal vs. Hawai'i
- Had 6 points on 2 of 2 shooting from the field and 2 of 2 from the free throw line and added 1 block and 2 steals against UMass
- Totaled 5 points and 3 rebounds at San Francisco

Before BYU

- Coached by Perry Wildeboer at Timpview High School
- As a junior averaged 11.6 points while helping Timpview to a record of 19-6
- As a sophomore helped Timpview win the 4A state title and finish with a record of 19-7
- Played in the 2011 All-Valley Basketball All-Star Classic
- Played football and helped Timpview win state titles in 2008 and 2009
- Second-team all-state in football in 2011
- A member of the National Honors Society and a four-year academic honoree
- Also recruited by Stanford to play football

Personal

- Parents are Steve (an assistant coach on the BYU football team) and Michelle and has four siblings
- Brother Bronson plays football at BYU and played basketball for the Cougars in 2012-13
- Served a two-year mission for The Church of Jesus Christ of Latter-day Saints in South Korea
- An Eagle Scout

2014-15 SEASON HIGHS

PTS	8 vs. Chaminade – 11/25/14
1st H	3, twice, last vs. SDSU – 11/24/14
2nd H	8 vs. Chaminade – 11/25/14
REB	6, 3 times, last at LMU – 2/7/15
AST	1, twice, last vs. Portland – 12/29/14
STL	2 vs. UMass – 12/23/14
BLK	4 vs. Saint Mary's – 2/12/15
FGM	3 vs. Pacific – 2/14/15
FGA	4, 3 times, last vs. Pacific – 2/14/15
3PM	—
3PA	—
FTM	5 vs. SVU – 11/19/14
FTA	9 vs. SVU – 11/19/14

MISCELLANEOUS

	14-15	Career
Double-Figure Points	0 (0-0)	same
20-plus Points	0 (0-0)	same
Double-Figure Reb	0 (0-0)	same
Double-Doubles	0 (0-0)	same
3-plus Steals	0 (0-0)	same
3-plus Blocks	2 (2-0)	same
3-plus 3-point FG	0 (0-0)	same
Scoring Leader	0 (0-0)	same
Rebound Leader	0 (0-0)	same
Assist Leader	0 (0-0)	same

2014-15 GAME-BY-GAME

Opponent	Date	GS	Min	FG	FGA	Pct	3FG	FGA	Pct	FT	FTA	Pct	Off	Def	TR	Avg	PF	FO	A	TO	Blk	Stl	Pts	Avg
Long Beach State	11/14/14		6	0	1	.000	0	0	.000	0	0	.000	1	0	1	1.0	3	0	0	1	0	0	0	0.0
Arkansas-Little Rock	11/18/14		12	2	4	.500	0	0	.000	1	3	.333	3	1	4	2.5	2	0	0	1	0	0	5	2.5
Southern Virginia	11/19/14		10	0	0	.000	0	0	.000	5	9	.556	0	4	4	3.0	1	0	1	2	0	0	5	3.3
vs. San Diego State	11/24/14		15	1	3	.333	0	0	.000	1	4	.250	2	2	4	3.3	4	0	0	0	1	0	3	3.3
vs. Chaminade	11/25/14		12	2	4	.500	0	0	.000	4	5	.800	4	2	6	3.8	2	0	0	3	2	0	8	4.2
vs. Purdue	11/26/14		9	1	2	.500	0	0	.000	0	2	.000	1	3	4	3.8	4	0	0	0	1	0	2	3.8
Eastern Kentucky	11/29/14																							
DNP																								
at Utah State	12/02/14		1	0	0	.000	0	0	.000	0	0	.000	0	0	0	3.3	0	0	0	0	0	0	0	3.3
vs. Hawai'i	12/06/14		16	1	1	1.000	0	0	.000	2	2	1.000	2	2	4	3.4	3	0	0	2	0	1	4	3.4
Utah	12/10/14		18	1	3	.333	0	0	.000	0	0	.000	1	0	1	3.1	3	0	0	0	0	1	2	3.2
at Weber State	12/13/14		14	2	3	.667	0	0	.000	2	2	1.000	2	2	4	3.2	4	0	0	4	0	1	6	3.5
Stanford	12/20/14		8	0	0	.000	0	0	.000	0	0	.000	0	2	2	3.1	2	0	0	0	1	0	0	3.2
UMass	12/23/14		21	2	2	1.000	0	0	.000	2	2	1.000	1	0	1	2.9	3	0	0	0	1	2	6	3.4
Gonzaga	12/27/14		22	2	3	.667	0	0	.000	1	2	.500	3	2	5	3.1	4	0	0	1	0	0	5	3.5
Portland	12/29/14		18	1	1	1.000	0	0	.000	0	1	.000	2	3	5	3.2	4	0	1	0	0	0	2	3.4
at Santa Clara	01/01/15		14	0	0	.000	0	0	.000	4	6	.667	1	5	6	3.4	5	1	0	1	2	1	4	3.5
at San Francisco	01/03/15		15	1	1	1.000	0	0	.000	3	5	.600	3	0	3	3.4	3	0	0	0	0	0	5	3.6
Pepperdine	01/08/15		18	1	1	1.000	0	0	.000	0	0	.000	2	2	4	3.4	4	0	0	0	1	0	2	3.5
Loyola Marymount	01/10/15		21	0	3	.000	0	0	.000	0	2	.000	2	2	4	3.4	3	0	0	2	1	0	0	3.3
at Pacific	01/15/15		7	0	0	.000	0	0	.000	2	2	1.000	0	1	1	3.3	4	0	0	2	0	0	2	3.2
at Saint Mary's	01/17/15		17	1	1	1.000	0	0	.000	0	0	.000	1	0	1	3.2	4	0	0	0	1	1	2	3.1
at San Diego	01/24/15		15	1	3	.333	0	0	.000	0	0	.000	2	2	4	3.2	3	0	0	0	2	0	2	3.2
San Francisco	01/29/15	*	22	2	2	1.000	0	0	.000	1	3	.333	2	3	5	3.3	5	1	0	2	2	0	5	3.2
Santa Clara	01/31/15	*	15	0	1	.000	0	0	.000	0	0	.000	0	2	2	3.3	3	0	0	1	1	0	0	3.0
at Pepperdine	02/05/15	*	10	0	1	.000	0	0	.000	0	0	.000	1	1	2	3.2	4	0	0	0	0	0	0	2.9
at Loyola Marymount	02/07/15	*	29	1	3	.333	0	0	.000	0	0	.000	0	6	6	3.3	4	0	0	1	3	0	2	2.9
Saint Mary's	02/12/15	*	19	0	0	.000	0	0	.000	0	0	.000	0	5	5	3.4	2	0	0	1	4	0	0	2.8
Pacific	02/14/15	*	17	3	4	.750	0	0	.000	0	0	.000	1	1	2	3.3	3	0	0	0	1	0	6	2.9
San Diego	02/19/15																							
at Portland	02/26/15																							
at Gonzaga	02/28/15																							
Totals		6	401	25	47	.532	0	0	.000	28	50	.560	37	53	90	3.3	86	2	2	24	24	7	78	2.9

CAREER STATISTICS (ALL GAMES)

Year	GP	GS	Min	Avg	FG	FGA	Pct	3FG	FGA	Pct	FT	FTA	Pct	Off	Def	TR	Avg	PF	FO	A	TO	Blk	Stl	Pts	Avg
2014-15	27	6	401	14.9	25	47	.532	0	0	.000	28	50	.560	37	53	90	3.3	86	2	2	24	24	7	78	2.9
TOTAL	27	6	401	14.9	25	47	.532	0	0	.000	28	50	.560	37	53	90	3.3	86	2	2	24	24	7	78	2.9

CAREER STATISTICS (CONFERENCE GAMES)

Year	GP	GS	Min	Avg	FG	FGA	Pct	3FG	FGA	Pct	FT	FTA	Pct	Off	Def	TR	Avg	PF	FO	A	TO	Blk	Stl	Pts	Avg
2014-15	15	6	259	17.3	13	24	.542	0	0	.000	11	21	.524	20	35	55	3.7	55	2	1	11	18	2	37	2.5
TOTAL	15	6	259	17.3	13	24	.542	0	0	.000	11	21	.524	20	35	55	3.7	55	2	1	11	18	2	37	2.5

5 players scored in double figures

1/3/15 at San Francisco, Haws 22, Fischer 20, Winder 17, Collinsworth 12, Toolson 11

6 players scored in double figures

1/19/14 vs. SVU, Toolson 15, Neilson 13, Haws 13, Fischer 10, Winder 10, Nixon 10

No players scored in double figures

2/21/05 at Air Force, 39-70 L

One player recorded a double-double

2/14/15 vs. Pacific
Kyle Collinsworth, 12 points, 12 rebounds

Two players recorded a double-double

3/10/14 vs. San Francisco
Kyle Collinsworth, 18 points, 12 rebounds
Eric Mika, 11 points, 10 rebounds

One player recorded a triple-double

2/7/15 at LMU
Kyle Collinsworth, 23 points, 12 rebounds, 10 assists

Two double-digit rebounders

3/10/14 vs. San Francisco
Collinsworth and Mika - 12 and 10 rebounds

Six players had 5 or more rebounds

1/1/11 vs. Fresno Pacific, C. Collinsworth-8, Rogers-5, Emery-5, Hartsock-5, Abouo-5, Davies-5

Five players had 6 or more rebounds

11/20/10 vs. Chicago State, Abouo-8, K. Collinsworth-7, Rogers-7, Anderson-6, C. Collinsworth-6, Davies-6

Four players had 9 or more rebounds

12/30/06 vs. Seton Hall, Cummar-12, Plaisted-9, Young-9, Ainge-9

Two players fouled out

11/26/14 vs. Purdue
Nate Austin, Luke Worthington

Three or more players fouled out

1/3/09 vs. Wake Forest
Chris Miles, Gavin MacGregor, Charles Abouo

A BYU player received a technical foul

1/3/15 at San Francisco, Anson Winder

An opponent player received a technical foul

vs. Pacific, Jacob Lampkin

BYU coach received a technical foul

2/5/15 at Pepperdine, Dave Rose

An opponent coach received a technical foul

1/29/15 vs. San Francisco, Rex Walters

A BYU player ejected from a game

12/14/13 at Utah, Eric Mika (flagrant 2 foul)

An opponent player ejected from a game

2/1/14 vs. Saint Mary's, Garrett Jackson (flagrant 2 foul)

A coach ejected from the game

11/30/05 vs. Lamar (at Delta Center)
Lamar coach Billy Tubbs (2 technical fouls)

AT LEAST two players scored 20+ points

2/7/15 at LMU, Collinsworth 23, Haws 22

Three players scored 20+ points

12/29/14 vs. Portland, Haws 24, Winder 22, Collinsworth 21

Four players scored 20+ points

1/13/79 vs. New Mexico, D. Ainge-27, Scott Runia-25, Devin Durrant-20, Alan Taylor-20

Two players scored 25+ points

3/18/10 vs. Florida-NCAA 1st Round
Jimmer Fredette 37, Michael Loyd, Jr. 26

A player scored 30+ points

12/6/14 vs. Hawaii, Tyler Haws 30

A player scored 40+ points

1/23/14 at Portland, Tyler Haws 48

A player attempted 20 or more field goals

1/8/14 vs. Pepperdine, Tyler Haws 22

A player with 5 or more steals

11/26/14 vs. Purdue, Kyle Collinsworth 6

A player had double-digit assists

2/7/15 at LMU, Kyle Collinsworth 10

A player made double-digit free throws

2/5/15 at Pepperdine, Anson Winder (11-13)

A player shot 100% at the free throw line (min. 8 atts)

12/27/14 vs. Gonzaga, Tyler Haws (9-9)

A player shot 100% from the floor (min. 5 atts)

1/7/12 vs. San Francisco, Brock Zylstra (8-8)

A player shot 100% on threes (min. 3 atts)

12/11/13 vs. Prairie View A&M, Anson Winder (3-3)

Did not make a three

3/8/14 vs. Loyola Marymount (0-12)

Last time opponent did not make a three

2/2/08 at Wyoming (0-15)

BYU had six or fewer turnovers

12/2/14 at Utah State, 6

BYU committed 25-plus turnovers

12/15/07 vs. Pepperdine, 86-67 W (29)

BYU committed 11 or less team fouls in a game

1/21/12 at Pepperdine, 11

BYU scored 90 points

1/15/15 at Pacific, 93

BYU scored 100 points

11/25/14 vs. Chaminade, 121

BYU scored 110 points

11/25/14 vs. Chaminade, 121

BYU scored less than 50 points in a game

1/15/08 at UNLV 41-70 L

Held opponent to less than 50 points in a game

11/19/14 vs. SVU 101-48 W

BYU scored less than 40 points in a game

2/21/05 at Air Force 39-70 L

Held opponent to less than 40 points in a game

11/23/10 vs. Mississippi Valley State 83-36 W

Shot 60% from the field

1/3/15 at San Francisco (.600) 33-55

Opponent shot 60% from the field

12/22/05 at Utah State (.600) 36-60

Shot 70% from the field in a half

1/3/15 at San Francisco (.741) 20-27

Did not miss a 2-point FG attempt in a half

2/23/04 vs. Air Force, 13-13 inside the arc, (14-17, .824 overall)

Shot less than 30% from the field

2/21/05 at Air Force, (.280), 14-50

Shot 100% from the free throw line

11/26/11 vs. Wisconsin (11-11)

Shot 90% from the free throw line (at least 10 attempts)

3/19/13 vs. Washington, (.913), 21-23

Shot less than 50% from the free throw line

2/8/14 vs. San Francisco, (.483), 14-29

Shot 60% on 3-pointers

12/13/14 at Weber State (.632), 12-19

Shot 70% on 3-pointers

12/11/13 vs. Prairie View A&M (.714), 10-14

Opponent scored less than 20 points in the 1st half

12/10/11 at Utah, 17 (25-17, 61-42 W)

Opponent scored less than 20 points in the 2nd half

11/10/13 vs. Pepperdine, 16 (46-16, 76-51 W)

BYU scored less than 20 points in the 1st half

2/21/05 at Air Force, 13 (BYU trailed 13-37)

BYU scored less than 20 points in the 2nd half

1/15/00 vs. Utah, 19

Opponent scored 50 or more points in a half

2/5/15 at Pepperdine, 55 (2nd half)

BYU scored 50 or more points in the first half

1/3/15 at San Francisco, 57

BYU scored 50 or more points in the second half

1/15/15 at Pacific, 50

BYU scored 60 or more points in the first half

11/25/14 vs. Chaminade, 66

BYU scored 60 or more points in the second half

12/2/14 at Utah State, 60

Won by 60 or more points (largest margin ever)

12/22/06 vs. W. Oregon (62) 102-40

Won by 50 or more points

11/19/14 vs. SVU (53) 101-48

Won by 40 or more points

11/19/14 vs. SVU (53) 101-48

Won by 30 or more points

1/3/15 at San Francisco (31) 99-68

Won by 25 or more points

2/14/15 vs. Pacific (25) 84-59

Lost by 35-plus points

11/22/04 vs. North Carolina (36) 86-50

Lost by 30-plus points

2/21/05 at Air Force (31) 39-70

Lost by 25-plus points

1/15/08 at UNLV (29) 70-41

Played an overtime game

12/23/14 vs. UMass, 77-71 W (OT)

Won in single overtime

12/23/14 vs. UMass, 77-71 W (OT)

Lost in overtime

11/26/14 vs. Purdue, 85-87 L (OT)

Played a double OT game

11/24/14 vs. San Diego State, 87-92 L (2OT)

Played a triple OT game

1/23/14 at Portland, 114-110 L (3OT)

Won 15-straight games

2009-10 (15)

Won 10-straight games

2010-11 (10)

Lost 3-straight games

2013-14 @ Oregon, @ LMU, @ Pepperdine

Lost 4-straight games

2013-14 @ Utah, @ Oregon, @ LMU, @ Pepperdine

Lost 5-straight games

2004-05 @ UNM, @ AFA, @ Utah, UNLV, vs. UNM (at MWC)

Lost 9-straight games

1997-98

Lost 10-straight games

1996-97 (21) - school record

Played an NCAA tournament game

3/20/14 vs. Oregon-NCAA 2nd Round, 68-87

Won an NCAA Tournament game

3/13/12 vs. Iona-NCAA 1st Round, 78-72

Won two NCAA Tournament games

1980-81 Princeton 60-51, UCLA 78-55, Notre Dame 51-50, then lost to Virginia 60-74
2010-11 Wofford 74-66, Gonzaga 89-67

Won three NCAA Tournament games

1980-81 Princeton 60-51, UCLA 78-55, Notre Dame 51-50, then lost to Virginia 60-74

Played in the NIT

4/2/13 vs. Baylor, 76-70 L

Won an NIT game

3/27/13 at Southern Miss 79-62 W

Won two NIT games

2012-13 Washington, 90-79, Mercer 90-79, Southern Miss 79-62

Won three NIT games

2012-13 Advanced to NIT semifinals
1965-66 NIT CHAMPIONS
1950-51 NIT CHAMPIONS

Won a conference tournament

2000-01

Won a regular season conference title

2010-11

Won a conference regular season outright

2007-08

Defeated a ranked team

2/20/14 vs. Gonzaga (25/22), 73-65

Defeated a ranked team at home

2/20/14 vs. Gonzaga (25/22), 73-65

Defeated a ranked team on the road

2/26/11 at SDSU (6/4), 80-67

Was ranked in the top 25 AP Poll

3/14/11 Ranked 10th

Was ranked in the top 25 Coaches Poll

3/29/11 Ranked 13th

Finished season ranked in the top 25 polls

2010-11 10th (AP), 13th (Coaches)

Official Basketball Box Score -- Game Totals -- Final Statistics
Long Beach State vs BYU
11/14/14 5:05 pm at Provo, Utah, Marriott Center

Long Beach State 90 • 0-1

#	Player	Total			3-Ptr			Rebounds			PF	TP	A	TO	Blk	Stl	Min
		FG-FGA	FT-FTA	Reb Tot	FG-FGA	FT-FTA	Off	Def	Off	Def							
05	Caffey, Mike	* 10-16	4-5	2-3	3	2	5	3	26	6	7	0	5	33			
11	Samuels, David	* 4-7	0-0	0-0	2	1	3	2	8	0	2	1	0	18			
14	Jones, Branford	* 2-5	0-1	0-0	0	3	3	4	2	2	0	1	1	25			
31	LaSalle, McKay	* 5-8	5-8	1-2	0	1	1	2	16	1	0	0	1	32			
35	Williams, Jack	* 4-7	2-4	0-0	1	1	2	3	10	1	1	0	1	20			
04	Yussuf, Temidayo	0-1	0-0	4-8	1	2	3	5	4	0	1	1	0	13			
12	McKnight, Eric	2-4	0-0	0-0	1	2	3	3	4	0	1	1	0	19			
13	North, Deontae	5-12	2-4	4-6	1	3	4	3	16	2	3	0	2	30			
21	Bibbins, Justin	1-1	0-0	0-0	0	0	0	1	2	3	1	0	0	10			
	Team				2	3	5										
	Totals	33-61	13-22	11-20	11	18	29	25	90	15	18	3	10	200			

FG % 1st Half: 16-32 50.0% 2nd half: 17-29 58.6% Game: 33-61 54.1% Deadball Rebounds 2
 3FG % 1st Half: 7-12 58.3% 2nd half: 6-10 60.0% Game: 13-22 59.1%
 FT % 1st Half: 8-15 53.3% 2nd half: 3-5 60.0% Game: 11-20 55.0%

BYU 95 • 1-0

#	Player	Total			3-Ptr			Rebounds			PF	TP	A	TO	Blk	Stl	Min
		FG-FGA	FT-FTA	Reb Tot	FG-FGA	FT-FTA	Off	Def	Off	Def							
01	FISCHER, Chase	* 4-9	4-8	5-5	0	3	3	17	5	2	0	1	31				
03	HAWS, Tyler	* 7-13	2-5	5-6	0	3	3	21	1	4	1	3	33				
05	COLLINSWORTH, Kyle	* 3-6	0-1	0-0	1	1	2	3	6	1	5	0	1	13			
33	AUSTIN, Nate	* 1-3	1-1	3-4	3	6	9	2	6	3	1	2	0	26			
41	WORTHINGTON, Luke	* 1-2	0-0	0-0	1	1	2	2	2	0	1	0	0	13			
12	SHARP, Josh	0-0	0-0	0-0	0	0	0	0	0	0	0	0	0	4			
15	TOOLSON, Jake	0-0	0-0	0-0	0	2	2	0	0	0	0	0	0	4			
20	WINDER, Anson	4-7	2-4	2-3	0	6	6	1	12	2	0	0	1	24			
23	HALFORD, Skyler	5-7	2-3	6-6	0	0	0	3	18	7	2	0	0	24			
24	BARTLEY IV, Frank	1-2	0-1	1-2	0	1	1	0	3	1	0	1	0	4			
30	NIXON, Dalton	0-1	0-1	0-0	0	1	1	2	0	0	0	0	0	7			
35	NEILSON, Isaac	2-3	0-0	6-7	1	0	1	0	10	0	0	0	0	11			
44	KAUFUSI, Corbin	0-1	0-0	0-0	1	0	1	3	0	0	1	0	0	6			
	Team				2	0	2										
	Totals	28-54	11-24	28-33	9	24	33	22	95	19	17	3	6	200			

FG % 1st Half: 14-26 53.8% 2nd half: 14-28 50.0% Game: 28-54 51.9% Deadball Rebounds 4
 3FG % 1st Half: 5-12 41.7% 2nd half: 6-12 50.0% Game: 11-24 45.8%
 FT % 1st Half: 13-15 86.7% 2nd half: 15-16 83.3% Game: 28-33 84.8%

Officials: Brady Chelette, Martin Cichocki, Ryan McCarty
 Technical fouls: Long Beach State-None. BYU-None.
 Attendance: 16778

Score by periods	1st	2nd	Total
Long Beach State	47	43	90
BYU	46	49	95

Points	In	Off	2nd	Fast	Bench
LBSU	Paint	T/O	Chance	Break	
BYU	34	15	13	7	26
BYU	24	19	4	9	43

Last FG - LBSU 2nd-00:00, BYU 2nd-00:54.
 Largest lead - LBSU by 5 1st-06:48, BYU by 10 2nd-04:57.
 LBSU led for 05:51. BYU led for 30:38. Game was tied for 03:24.
 Score tied - 9 times.
 Lead changed - 10 times.

Official Basketball Box Score -- Game Totals -- Final Statistics
Arkansas-Little Rock vs BYU
11/18/14 7:35 pm at Provo, Utah, Marriott Center

Arkansas-Little Rock 62 • 1-1

#	Player	Total			3-Ptr			Rebounds			PF	TP	A	TO	Blk	Stl	Min
		FG-FGA	FT-FTA	Reb Tot	FG-FGA	FT-FTA	Off	Def	Off	Def							
00	Woods, Roger	* 6-11	2-3	5-7	2	7	9	0	19	0	2	1	1	19			
14	Thomas, J.T.	* 1-7	0-2	0-0	0	0	0	1	2	6	1	0	1	22			
22	Reid, James	* 4-7	2-4	0-0	0	3	3	3	10	0	1	0	0	29			
24	Dillard, Ben	* 0-4	0-3	4-4	0	0	0	2	4	3	2	0	0	23			
33	White, James	* 3-9	0-0	0-0	1	8	9	2	6	0	4	2	0	27			
01	Brown, Andrew	0-0	0-0	0-0	0	0	0	0	0	0	0	0	0	3			
02	Washington, Jerron	1-1	0-0	1-2	0	0	0	1	3	0	1	0	0	3			
03	Hagins, Josh	2-9	1-3	0-0	0	1	1	1	5	1	0	0	0	21			
10	Hill, Maurius	2-4	1-1	1-2	3	1	4	2	6	0	2	0	1	16			
11	Smith, DeVonte	0-2	0-0	0-0	0	1	1	1	0	0	0	0	0	18			
21	Isom, Mareik	1-5	0-2	3-4	1	0	1	2	5	0	1	0	0	13			
55	Leeper, Gus	1-2	0-0	0-0	0	0	0	3	2	0	0	1	0	6			
	Team				2	3	5										
	Totals	21-61	6-18	14-19	9	24	33	19	62	10	14	4	3	200			

FG % 1st Half: 8-31 25.8% 2nd half: 13-30 43.3% Game: 21-61 34.4% Deadball Rebounds 2
 3FG % 1st Half: 2-9 22.2% 2nd half: 4-9 44.4% Game: 4-9 44.4%
 FT % 1st Half: 10-12 83.3% 2nd half: 4-7 57.1% Game: 14-19 73.7%

BYU 91 • 2-0

#	Player	Total			3-Ptr			Rebounds			PF	TP	A	TO	Blk	Stl	Min
		FG-FGA	FT-FTA	Reb Tot	FG-FGA	FT-FTA	Off	Def	Off	Def							
01	FISCHER, Chase	* 7-12	4-7	1-1	0	2	2	1	19	1	2	0	1	28			
03	HAWS, Tyler	* 6-11	1-4	5-6	0	4	4	0	18	5	1	0	2	30			
05	COLLINSWORTH, Kyle	* 2-5	0-0	1-4	3	5	8	3	5	6	4	0	1	17			
33	AUSTIN, Nate	* 4-4	0-0	0-0	2	9	11	2	8	0	0	0	2	30			
41	WORTHINGTON, Luke	* 3-7	0-0	1-2	1	3	4	2	7	0	0	0	1	16			
10	ANDRUS, Ryan	0-0	0-0	0-0	0	0	0	0	0	0	0	0	0	1			
12	SHARP, Josh	1-1	0-0	1-2	1	0	1	3	3	0	0	0	0	5			
15	TOOLSON, Jake	1-1	1-1	0-0	1	2	3	0	3	1	1	0	1	10			
20	WINDER, Anson	4-9	1-4	0-0	0	5	2	9	2	2	0	0	1	18			
23	HALFORD, Skyler	2-6	0-3	0-0	0	0	0	0	4	3	2	0	0	16			
24	BARTLEY IV, Frank	1-1	0-0	0-1	0	1	1	0	2	2	0	0	0	4			
30	NIXON, Dalton	2-3	0-0	0-0	0	0	0	1	4	1	0	0	0	7			
35	NEILSON, Isaac	2-5	0-1	0-1	1	1	2	2	4	1	0	0	0	6			
44	KAUFUSI, Corbin	2-4	0-0	1-3	3	1	4	2	5	0	1	0	0	12			
	Team				1	1	2										
	Totals	37-69	7-20	10-20	13	34	47	18	91	22	11	0	9	200			

FG % 1st Half: 14-30 46.7% 2nd half: 23-39 59.0% Game: 37-69 53.6% Deadball Rebounds 5
 3FG % 1st Half: 2-6 33.3% 2nd half: 5-14 35.7% Game: 7-20 35.0%
 FT % 1st Half: 7-14 50.0% 2nd half: 3-6 50.0% Game: 10-20 50.0%

Officials: Michael Irving, Sam Haddad, Kevin Brill
 Technical fouls: Arkansas-Little Rock-TEAM 2. BYU-None.
 Attendance: 12469

Score by periods	1st	2nd	Total
Arkansas-Little Rock	28	34	62
BYU	37	54	91

Points	In	Off	2nd	Fast	Bench
UALR	Paint	T/O	Chance	Break	
BYU	20	7	13	0	21
BYU	52	24	10	14	34

Last FG - UALR 2nd-00:05, BYU 2nd-00:30.
 Largest lead - UALR by 3 1st-19:37, BYU by 31 2nd-00:30.
 UALR led for 01:31. BYU led for 35:27. Game was tied for 03:02.
 Score tied - 5 times.
 Lead changed - 1 time.

Official Basketball Box Score -- Game Totals -- Final Statistics
Southern Virginia vs BYU
11/19/14 7:05 pm at Provo, Utah, Marriott Center

Southern Virginia 48 • 1-1, 0-0

#	Player	Total			3-Ptr			Rebounds			PF	TP	A	TO	Blk	Stl	Min
		FG-FGA	FT-FTA	Reb Tot	FG-FGA	FT-FTA	Off	Def	Off	Def							
01	Preston Eaton	* 2-11	0-3	7-8	2	3	5	2	11	3	1	0	0	24			
04	Wesley Evans	* 1-4	1-3	0-0	0	0	0	3	3	0	0	0	3	20			
21	Kaleio Manuela	* 1-4	0-1	0-0	1	3	4	4	2	0	0	0	0	19			
30	Kevin Walker	* 1-5	0-1	2-0	2	2	2	2	10	0	0	0	2	20			
45	Justin Langford	* 2-2	0-0	0-0	1	1	2										

Official Basketball Box Score -- Game Totals -- Final Statistics
BYU vs Chaminade
11-25-14 11:30 a.m. at Lahaina Civic Center, Maui, Hawaii

BYU 121 • 4-1

#	Player	Total		3-Ptr		Rebounds			PF	TP	A	TO	Blk	Stl	Min
		FG	FGA	FG	FGA	Off	Def	Tot							
33	AUSTIN, Nate	f	1-1	0-0	2-2	1	6	7	1	4	3	0	0	0	17
41	WORTHINGTON, Luke	f	2-3	0-0	0-0	1	0	1	1	4	0	1	0	0	8
01	FISCHER, Chase	g	10-14	10-13	0-0	0	0	0	2	30	3	0	0	1	23
03	HAWS, Tyler	g	6-7	1-2	6-6	1	0	1	2	19	3	0	0	0	16
05	COLLINSWORTH, Kyle	g	4-10	0-0	6-7	3	5	8	1	14	6	3	0	21	21
02	ELLIS, Jordan	g	0-0	0-0	0-0	0	2	2	0	0	1	0	0	0	5
10	ANDRUS, Ryan	g	0-0	0-0	0-0	1	1	2	0	0	1	0	0	0	3
12	SHARP, Josh	g	0-0	0-0	1-2	1	1	2	1	0	0	0	0	2	7
15	TOOLSON, Jake	g	3-9	2-5	0-0	0	2	2	0	8	1	0	0	0	7
20	WINDER, Anson	g	7-11	2-3	2-3	1	7	8	3	18	3	2	1	2	24
23	HALFORD, Skyler	g	1-4	1-2	0-0	1	0	1	2	3	4	3	0	2	10
24	BARTLEY IV, Frank	g	0-1	0-1	0-0	0	2	2	0	3	1	0	0	0	11
20	NIXON, Dalton	g	3-5	0-2	1-1	0	3	3	3	7	1	1	0	0	16
35	NEILSON, Isaac	g	2-5	1-1	0-0	0	2	3	2	5	0	0	0	0	15
44	KAUFUSI, Corbin	g	2-4	0-0	4-5	4	2	6	2	8	0	3	2	0	12
	Team					0	1	1							
Totals			41-74	17-29	22-26	15	35	50	23	121	28	15	4	10	200

FG % 1st Half: 23-37 62.2% 2nd half: 18-37 48.6% Game: 41-74 55.4% Deadball Rebounds 0
 3FG % 1st Half: 14-18 77.8% 2nd half: 3-11 27.3% Game: 17-29 58.6%
 FT % 1st Half: 6-8 75.0% 2nd half: 16-18 88.9% Game: 22-26 84.6%

Chaminade 85 • 2-2

#	Player	Total		3-Ptr		Rebounds			PF	TP	A	TO	Blk	Stl	Min
		FG	FGA	FG	FGA	Off	Def	Tot							
25	Eteuati, Frankie	f	3-8	0-1	2-4	1	4	5	2	8	1	0	2	0	19
05	Bailey, Lee	g	2-6	1-1	5-6	0	4	4	2	10	2	5	0	25	25
14	Kuany, Kuany	g	5-13	1-3	3-4	1	3	4	3	14	2	2	1	0	29
23	Hu, Kevin	g	2-5	1-2	3-5	0	0	0	4	8	0	2	0	1	14
33	Shastri, Kiran	g	4-11	3-10	5-6	0	2	2	1	16	1	2	1	2	26
01	Boyd, De'Von	g	1-3	0-1	2-2	0	0	0	0	4	0	0	1	0	6
02	Pu ulei-Auld, Kahanu	g	2-5	0-1	0-0	1	1	2	2	4	1	1	0	2	11
03	Harper, James	g	2-6	1-1	1-3	2	2	4	1	6	1	1	0	0	15
10	Mathew, AJ	g	0-1	0-0	0-0	0	0	0	0	0	1	0	0	1	8
11	Ware, David	g	0-0	0-0	1-1	1	2	3	15	1	1	0	0	1	18
12	Rosen, Arnu	g	0-0	0-0	0-0	0	1	1	2	0	0	0	0	0	4
15	Sakazaki, Michael	g	0-2	0-0	0-0	0	1	1	1	0	0	0	0	0	4
22	Louder, Michael	g	0-2	0-0	0-0	2	0	2	3	0	0	1	1	0	5
24	Pedroso, Oscar	g	0-3	0-2	0-0	0	0	0	0	0	0	0	0	0	16
	Team					8	3	11							
Totals			27-72	10-25	21-30	16	22	38	24	85	10	15	6	10	200

FG % 1st Half: 14-36 38.9% 2nd half: 13-36 36.1% Game: 27-72 37.5% Deadball Rebounds 3
 3FG % 1st Half: 7-13 53.8% 2nd half: 3-11 27.3% Game: 10-25 40.0%
 FT % 1st Half: 8-16 50.0% 2nd half: 13-14 92.9% Game: 21-30 70.0%

Officials: Dick Cartnell, Wally Rutecki, Sean Hull
 Technical fouls: BYU-None. Chaminade-None.
 Attendance: 2400
 Chase Fischer's 10 3 pointers ties EA Sports Maui Invitational record, tying Notre Dame's Kyle McAlmarney (2008) and Chaminade's Christophe Varidel (2013)
 Fischer's 10 3 pointers also breaks BYU school record of 9 (Dimmer Fredette)

Score by periods	1st	2nd	Total
BYU	66	55	121
Chaminade	43	42	85

Official Basketball Box Score -- Game Totals -- Final Statistics
PURDUE vs BYU
11-26-14 12 p.m. at Lahaina Civic Center, Maui, Hawaii

PURDUE 87 • 5-1

#	Player	Total		3-Ptr		Rebounds			PF	TP	A	TO	Blk	Stl	Min
		FG	FGA	FG	FGA	Off	Def	Tot							
12	Edwards, Vince	f	7-9	3-5	8-9	3	6	9	3	25	2	2	0	0	41
20	Hammons, A.J.	c	5-10	0-1	2-4	2	2	4	4	12	1	3	4	0	20
00	Octeus, Jon	g	4-10	0-2	0-0	2	2	4	4	8	3	2	2	1	34
21	Stevens, Kendall	g	1-9	1-5	1-2	1	4	5	1	4	1	2	1	1	32
35	Davis, Raphael	g	4-10	0-1	10-11	0	4	4	3	18	1	4	0	2	35
03	Scott, Bryson	g	0-1	0-0	2-2	0	0	0	0	2	2	0	0	1	6
01	Thompson, P.J.	g	1-3	1-2	1-2	0	1	1	1	4	1	1	0	1	16
05	Smotherman, Basil	g	0-0	0-0	0-0	0	0	0	0	0	2	0	0	0	8
31	Mathias, Dakota	g	1-2	0-1	0-0	0	2	2	3	2	1	0	0	0	11
44	Haas, Isaac	g	4-5	0-0	4-6	1	1	2	4	12	0	2	1	0	22
	Team					3	4	7							
Totals			27-59	5-17	28-36	12	26	38	23	87	14	17	8	6	225

FG % 1st Half: 14-28 50.0% 2nd half: 10-24 41.7% OT: 3-7 42.9% Game: 27-59 45.8% Deadball Rebounds 4
 3FG % 1st Half: 3-7 42.9% 2nd half: 2-9 22.2% OT: 0-1 0.0% Game: 5-17 29.4%
 FT % 1st Half: 9-10 90.0% 2nd half: 19-26 73.1% OT: 0-0 0.0% Game: 28-36 77.8%

BYU 85 • 4-2

#	Player	Total		3-Ptr		Rebounds			PF	TP	A	TO	Blk	Stl	Min
		FG	FGA	FG	FGA	Off	Def	Tot							
33	AUSTIN, Nate	f	2-2	0-0	3-4	3	3	6	5	7	1	0	0	1	23
41	WORTHINGTON, Luke	f	0-1	0-0	3-4	1	2	3	5	3	1	1	0	1	20
01	FISCHER, Chase	g	2-11	2-11	1-2	0	3	3	1	7	2	3	0	1	38
03	HAWS, Tyler	g	9-19	1-3	13-14	0	5	5	0	32	2	2	3	0	40
05	COLLINSWORTH, Kyle	g	3-10	0-1	3-4	1	3	4	4	9	8	4	1	6	40
20	WINDER, Anson	g	7-9	3-3	1-2	0	1	1	3	18	0	0	0	0	34
23	HALFORD, Skyler	g	0-1	0-1	0-0	0	0	0	0	1	0	1	0	0	2
24	BARTLEY IV, Frank	g	0-0	0-0	0-0	0	0	0	0	0	0	0	0	0	0+
30	NIXON, Dalton	g	1-2	1-1	0-0	1	0	1	3	3	0	0	0	0	6
35	NEILSON, Isaac	g	2-5	0-1	0-0	1	2	3	4	4	0	0	2	0	13
44	KAUFUSI, Corbin	g	1-2	0-0	0-2	1	3	4	4	2	0	0	1	0	9
	Team					3	0	3							
Totals			27-62	7-21	24-32	11	22	33	30	85	14	11	7	9	225

FG % 1st Half: 11-29 37.9% 2nd half: 15-28 53.6% OT: 1-5 20.0% Game: 27-62 43.5% Deadball Rebounds 5
 3FG % 1st Half: 3-10 30.0% 2nd half: 4-10 40.0% OT: 0-1 0.0% Game: 7-21 33.3%
 FT % 1st Half: 10-16 62.5% 2nd half: 12-14 85.7% OT: 2-2 100.0% Game: 24-32 75.0%

Officials: Dick Cartnell, Wally Rutecki, Ryan Wells
 Technical fouls: PURDUE-None. BYU-None.
 Attendance: 2400

Score by periods	1st	2nd	OT	Total
PURDUE	40	41	6	87
BYU	35	46	4	85

Official Basketball Box Score -- Game Totals -- Final Statistics
Eastern Kentucky vs BYU
11/29/14 7:35 pm at Provo, Utah, Marriott Center

Eastern Kentucky 76 • 4-1, 0-0

#	Player	Total		3-Ptr		Rebounds			PF	TP	A	TO	Blk	Stl	Min
		FG	FGA	FG	FGA	Off	Def	Tot							
02	WALDEN, Corey	*	3-9	0-4	9-10	2	0	2	4	15	7	5	0	2	36
05	McGLONE, Isaac	*	1-2	1-2	0-0	0	1	1	4	3	2	1	0	1	24
22	KNIPP, Timmy	*	4-6	2-4	0-0	1	4	5	0	10	1	2	1	1	27
32	POWELL, Ja'Mill	*	7-13	3-5	6-9	1	2	3	4	23	0	2	0	1	28
42	STUTZ, Eric	*	4-5	0-0	2-2	0	1	1	3	10	1	3	0	1	25
03	RICHARDSON, Denzel	g	1-4	0-1	0-0	1	2	3	0	2	0	2	0	0	17
04	MATTHEWS, Tommy	g	0-0	0-0	0-0	0	0	0	0	0	0	0	0	0	1
11	BABB-HARRISON, Jayle	g	2-5	1-3	0-0	0	2	2	5	1	2	0	0	0	14
13	NORL, Daniel	g	0-0	0-0	0-0	0	0	0	0	1	0	0	0	0	5
23	HOOD, Jonathan	g	1-4	1-4	0-0	0	0	0	0	3	0	0	0	0	11
33	MUFF, Deverin	g	1-1	1-1	2-2	0	2	2	2	5	0	0	3	2	12
	Team					0	2	2							
Totals			24-49	9-24	19-23	5	16	21							

Official Basketball Box Score -- Game Totals -- Final Statistics
Hawaii vs BYU
12/06/14 4:05 pm at Salt Lake City, EnergySolutions Arena

Hawaii 70 • 7-3, 0-0

#	Player	Total		3-Ptr		Rebounds			PF	TP	A	TO	Blk	Stl	Min
		FG-FGA	FG-FGA	FT-FTA	Off	Def	Tot								
01	Nevels, Garrett	* 4-11	2-6	2-2	0	3	3	2	12	1	1	0	0	29	
05	Bobbitt, Roderick	* 5-12	0-3	5-7	2	2	4	4	15	7	4	0	5	33	
11	Smith, Quincy	* 1-5	0-0	2-2	1	2	3	1	4	1	1	0	1	26	
23	Valdes, Aaron	* 8-14	2-2	6-8	3	4	7	4	24	2	2	0	1	33	
25	Thomas, Mike	* 4-9	0-0	0-0	2	3	5	4	8	1	0	1	4	26	
00	Fleming, Isaac	3-10	1-4	0-0	0	2	2	1	7	3	3	0	1	24	
02	Filipovich, Niko	0-1	0-1	0-0	0	1	1	1	0	0	0	0	0	4	
03	Jawato, Brandon	0-2	0-2	0-0	0	0	0	1	0	0	0	0	0	7	
15	Jovanovic, Stefan	0-2	0-0	0-1	0	2	2	2	0	1	1	1	1	18	
Team					1	2	3								
Totals		25-66	5-18	15-20	9	21	30	20	70	16	12	2	13	200	

FG % 1st Half: 12-32 37.5% 2nd half: 13-34 38.2% Game: 25-66 37.9% Deadball Rebounds 1
 3FG % 1st Half: 4-10 40.0% 2nd half: 1-8 12.5% Game: 5-18 27.8%
 FT % 1st Half: 2-4 50.0% 2nd half: 13-16 81.3% Game: 15-20 75.0%

BYU 90 • 7-2, 0-0

#	Player	Total		3-Ptr		Rebounds			PF	TP	A	TO	Blk	Stl	Min
		FG-FGA	FG-FGA	FT-FTA	Off	Def	Tot								
01	FISCHER, Chase	* 6-11	4-9	4-5	1	4	5	2	20	5	3	0	3	32	
03	HAWS, Tyler	* 9-17	2-5	10-10	2	5	7	2	30	1	1	0	1	34	
05	COLLINSWORTH, Kyle	* 8-14	1-2	2-4	2	10	12	1	19	10	6	2	1	35	
33	AUSTIN, Nate	* 0-0	0-0	0-0	0	4	4	1	0	0	0	0	0	10	
41	WORTHINGTON, Luke	* 0-1	0-0	0-0	0	1	1	3	0	0	0	0	0	12	
02	ELLIS, Jordan	0-0	0-0	0-0	0	0	0	0	0	1	1	0	0	1	
10	ANDRUS, Ryan	0-1	0-0	0-0	1	0	1	0	0	0	0	0	0	1	
12	SHARP, Josh	1-1	0-0	0-0	0	0	0	1	2	0	0	0	0	2	
15	TOOLSON, Jake	0-0	0-0	0-0	1	1	2	0	0	0	0	0	0	7	
20	WINDER, Anson	4-10	2-6	1-2	1	4	5	3	11	6	2	1	2	31	
23	HALFORD, Skyler	0-2	0-1	2-2	0	2	2	3	2	0	1	0	0	10	
24	BARTLEY IV, Frank	0-1	0-1	2-2	0	1	1	1	2	0	1	0	0	6	
30	NIXON, Dalton	0-1	0-0	0-0	0	1	1	1	0	0	0	0	0	2	
35	NEILSON, Isaac	0-0	0-0	0-0	2	2	2	0	0	2	0	0	0	1	
44	KAUFUSI, Corbin	1-1	0-0	2-2	2	2	4	3	4	0	2	0	1	16	
Team					1	1	2								
Totals		29-60	9-24	23-27	13	36	49	21	90	23	19	3	8	200	

FG % 1st Half: 14-34 41.2% 2nd half: 15-26 57.7% Game: 29-60 48.3% Deadball Rebounds 1
 3FG % 1st Half: 4-14 28.6% 2nd half: 5-10 50.0% Game: 9-24 37.5%
 FT % 1st Half: 5-6 83.3% 2nd half: 18-21 85.7% Game: 23-27 85.2%

Officials: Frank Harvey, Nate Harris, Scott Brown
 Technical fouls: Hawaii-None. BYU-None.
 Attendance: 13623

Score by periods	1st	2nd	Total
Hawaii	30	40	70
BYU	37	53	90

Last FG - UH 2nd-00:26, BYU 2nd-00:21.
 Largest lead - UH by 9 1st-06:23, BYU by 24 2nd-01:44.
 UH led for 10:24. BYU led for 27:30. Game was tied for 02:00.

Score tied - 3 times.
 Lead changed - 5 times.

Official Basketball Box Score -- Game Totals -- Final Statistics
Utah vs BYU
12/10/14 7:05 pm at Provo, Utah, Marriott Center

Utah 65 • 7-1, 0-0

#	Player	Total		3-Ptr		Rebounds			PF	TP	A	TO	Blk	Stl	Min
		FG-FGA	FG-FGA	FT-FTA	Off	Def	Tot								
11	TAYLOR, Brandon	* 1-7	1-6	0-2	0	2	2	1	3	2	1	0	1	28	
20	REYES, Chris	* 2-2	0-0	0-0	0	1	1	0	4	0	0	1	0	13	
25	OGBE, Kenneth	* 2-5	0-0	3-3	1	3	4	1	7	1	1	0	0	22	
42	POELTL, Jakob	* 3-5	0-0	0-3	1	6	7	1	6	0	4	2	0	27	
55	WRIGHT, Delon	* 6-10	0-3	6-7	2	9	11	1	18	3	4	2	2	37	
00	CHAPMAN, Brekkott	3-5	0-0	2-2	2	4	4	4	8	0	0	0	2	13	
01	WRIGHT, Isaiah	1-2	0-1	0-0	0	0	0	1	2	1	1	0	0	8	
14	TUCKER, Dakarai	1-6	1-4	2-4	0	6	6	1	5	1	2	1	0	27	
31	BACHYNSKI, Dallin	0-1	0-0	5-6	1	1	2	1	5	0	1	0	0	16	
35	KUZMA, Kyle	3-5	0-0	1-3	0	1	1	3	7	1	1	0	0	9	
Team					2	3	5								
Totals		22-48	2-14	19-30	9	34	43	14	65	9	15	6	5	200	

FG % 1st Half: 11-27 40.7% 2nd half: 11-21 52.4% Game: 22-48 45.8% Deadball Rebounds 7
 3FG % 1st Half: 0-8 0.0% 2nd half: 2-6 33.3% Game: 2-14 14.3%
 FT % 1st Half: 8-10 80.0% 2nd half: 11-20 55.0% Game: 19-30 63.3%

BYU 61 • 7-3, 0-0

#	Player	Total		3-Ptr		Rebounds			PF	TP	A	TO	Blk	Stl	Min
		FG-FGA	FG-FGA	FT-FTA	Off	Def	Tot								
01	FISCHER, Chase	* 1-5	1-5	0-0	0	0	0	4	3	1	1	0	0	22	
03	HAWS, Tyler	* 9-22	3-5	2-3	2	6	8	3	23	1	2	1	0	39	
05	COLLINSWORTH, Kyle	* 7-15	1-2	2-5	1	8	9	2	17	5	2	1	1	38	
33	AUSTIN, Nate	* 0-0	0-0	0-0	0	0	0	0	0	0	0	0	0	0+4	
41	WORTHINGTON, Luke	* 0-1	0-0	2-2	1	1	2	2	2	1	1	0	1	12	
12	SHARP, Josh	0-1	0-0	0-0	0	0	0	2	0	0	0	1	0	7	
20	WINDER, Anson	4-8	2-5	0-0	2	2	4	3	10	2	0	0	2	32	
23	HALFORD, Skyler	1-4	0-1	0-0	0	2	2	0	2	2	0	0	3	12	
24	BARTLEY IV, Frank	1-3	0-1	0-0	1	0	1	1	2	0	1	0	0	10	
35	NEILSON, Isaac	0-3	0-1	0-0	0	0	0	1	0	0	0	0	0	10	
44	KAUFUSI, Corbin	1-3	0-0	0-0	1	0	1	3	2	0	0	0	1	18	
Team					2	2	4								
Totals		24-65	7-20	6-10	10	21	31	21	61	12	7	3	8	200	

FG % 1st Half: 12-28 42.9% 2nd half: 12-37 32.4% Game: 24-65 36.9% Deadball Rebounds 1
 3FG % 1st Half: 3-8 37.5% 2nd half: 4-12 33.3% Game: 7-20 35.0%
 FT % 1st Half: 4-6 66.7% 2nd half: 2-4 50.0% Game: 6-10 60.0%

Officials: Michael Reed, Michael Irving, Rick Batsell
 Technical fouls: Utah-None. BYU-None.
 Attendance: 20900

Score by periods	1st	2nd	Total
Utah	30	35	65
BYU	31	30	61

	In	Off	2nd	Fast	Bench
Points	Paint	T/O	Chance	Break	
Utah	32	13	7	6	27
BYU	26	24	10	8	16

Last FG - UTAH 2nd-03:42, BYU 2nd-00:18.
 Largest lead - UTAH by 13 1st-10:18, BYU by 4 2nd-18:04.
 UTAH led for 33:50. BYU led for 04:00. Game was tied for 01:57.

Official Basketball Box Score -- Game Totals -- Final Statistics
BYU vs Weber State
12/13/14 7:05 p.m. at Ogden, Utah (Dee Events Center)

BYU 76 • 8-3

#	Player	Total		3-Ptr		Rebounds			PF	TP	A	TO	Blk	Stl	Min
		FG-FGA	FG-FGA	FT-FTA	Off	Def	Tot								
03	HAWS, Tyler	f 5-10	1-2	8-10	2	5	7	1	19	5	4	0	1	31	
35	NEILSON, Isaac	f 5-9	4-5	1-2	1	5	6	4	15	0	0	1	2	26	
41	WORTHINGTON, Luke	c 0-2	0-0	2-2	0	1	1	4	2	0	1	0	1	18	
01	FISCHER, Chase	g 4-8	4-7	1-2	0	0	0	3	13	4	1	0	0	33	
05	COLLINSWORTH, Kyle	g 1-2	0-0	0-0	0	2	2	4	2	2	4	0	1	19	
20	WINDER, Anson	4-7	1-3	0-1	0	5	5	2	9	2	1	0	1	25	
23	HALFORD, Skyler	2-3	1-1	0-0	2	3	5	2	5	3	1	0	1	20	
24	BARTLEY IV, Frank	0-0	0-0	0-0	0	0	0	0	0	0	0	0	0	1	
30	NIXON, Dalton	2-2	1-1	0-0	1	3	4	1	5	0	0	0	0	13	
44	KAUFUSI, Corbin	2-3	0-0	2-2	2	2	4	4	6	0	4	0	1	14	
Team					0	0	0								
Totals		25-46	12-19	14-19	8	26	34	25	76	16	16	1	8	200	

FG % 1st Half: 12-21 57.1% 2nd half: 13-25 52.0% Game: 25-46 54.3% Deadball Rebounds 2
 3FG % 1st Half: 8-10 80.0% 2nd half: 4-9 44.4% Game: 12-19 63.2%
 FT % 1st Half: 7-9 77.8% 2nd half: 7-10 70.0% Game: 14-19 73.7%

Weber State 60 • 3-5

#	Player	Total		3-Ptr		Rebounds			PF	TP	A	TO	Blk	Stl	Min
		FG-FGA	FG-FGA	FT-FTA	Off	Def	Tot								
21	BOLOMBOY, Joel	f 2-6	0-1	5-6	3	4	7	0	9	1	1	1	0	31	
35	HILL, Kyndahl	f 2-3	2-2	2-2	0	3	3	4	8	1	3	1	2	22	
4															

Official Basketball Box Score -- Game Totals -- Final Statistics
UMass vs BYU
12/23/14 12:05 pm at Provo, Utah, Marriott Center

UMass 71 • 6-6, 0-0

#	Player	Total		3-Ptr		Rebounds			PF	TP	A	TO	Blk	Stl	Min
		FG-FGA	FT-FTA	FG-FGA	FT-FTA	Off	Def	Tot							
01	ESHO, Maxie	* 5-7	0-0	6-8	3	6	9	5	16	0	2	0	0	0	28
02	GORDON, Derrick	* 3-8	0-1	1-3	0	5	5	4	7	3	2	0	1	40	
04	HINDS, Jabarie	* 4-8	1-3	0-0	0	1	1	4	9	4	3	0	1	23	
12	DAVIS, Trey	* 4-14	3-10	0-0	0	4	4	3	11	3	2	1	3	39	
25	LALANNE, Cady	* 4-7	0-1	3-4	5	5	10	2	11	0	3	2	0	39	
00	CLARK, Donte	6-12	0-4	2-2	0	3	3	3	14	3	2	0	2	29	
11	BERGANTINO, Tyler	0-0	0-0	0-0	0	0	0	1	0	0	0	0	0	6	
13	COLEMAN, Zach	0-2	0-2	0-0	0	1	1	0	0	0	0	0	0	8	
23	ANDERSON, C.J.	1-1	1-1	0-0	0	2	2	3	3	1	1	0	1	13	
Team					0	1	1								
Totals		27-59	5-22	12-17	8	28	36	25	71	14	15	3	8	225	

FG % 1st Half: 10-27 37.0% 2nd half: 14-22 63.6% OT: 3-10 30.0% Game: 27-59 45.8% Deadball Rebounds 2
 3FG % 1st Half: 3-14 21.4% 2nd half: 0-2 0.0% OT: 2-6 33.3% Game: 5-22 22.7%
 FT % 1st Half: 7-8 87.5% 2nd half: 4-7 57.1% OT: 1-2 50.0% Game: 12-17 70.6%

BYU 77 • 10-3, 0-0

#	Player	Total		3-Ptr		Rebounds			PF	TP	A	TO	Blk	Stl	Min
		FG-FGA	FT-FTA	FG-FGA	FT-FTA	Off	Def	Tot							
01	FISCHER, Chase	* 3-12	2-8	0-0	0	1	1	1	8	2	1	0	2	35	
03	HAWS, Tyler	* 2-9	0-3	0-1	0	3	3	0	4	2	0	0	0	27	
05	COLLINSWORTH, Kyle	* 5-12	0-0	8-11	5	10	15	2	18	4	3	0	3	39	
35	NEILSON, Isaac	* 2-4	0-2	0-0	2	3	5	1	4	0	2	1	1	14	
41	WORTHINGTON, Luke	* 1-3	0-0	0-0	1	1	2	2	2	1	1	1	0	24	
02	ELLIS, Jordan	0-0	0-0	0-0	0	0	0	0	0	0	0	0	0	0	
15	TOOLSON, Jake	0-0	0-0	0-0	0	0	0	0	0	0	0	0	0	2	
20	WINDER, Anson	7-13	3-7	8-10	1	4	5	2	25	0	1	0	1	31	
23	HALFORD, Skyler	1-2	0-0	6-6	0	1	1	1	8	1	2	0	0	11	
24	BARTLEY IV, Frank	0-0	0-0	2-2	1	2	3	0	2	1	1	0	0	13	
20	NIXON, Dalton	0-2	0-1	0-0	0	1	1	1	0	1	1	0	1	8	
44	KAUFUSI, Corbin	2-2	0-0	2-2	1	0	1	3	6	0	1	0	1	21	
Team					2	1	3								
Totals		23-59	5-21	26-32	13	27	40	13	77	12	12	3	10	225	

FG % 1st Half: 13-34 38.2% 2nd half: 8-22 36.4% OT: 2-3 66.7% Game: 23-59 39.0% Deadball Rebounds 1
 3FG % 1st Half: 2-11 18.2% 2nd half: 3-9 33.3% OT: 0-1 0.0% Game: 5-21 23.8%
 FT % 1st Half: 4-4 100.0% 2nd half: 11-16 68.8% OT: 1-1 100.0% Game: 26-32 81.3%

Officials: Frank Harvey, Glen Mayberry, Klaus Endrissat
 Technical fouls: UMass-None. BYU-None.
 Attendance: 15789
 Overtime

Score by periods	1st	2nd	OT	Total
UMass	30	32	9	71
BYU	32	30	15	77

	In	Off	2nd	Fast	Bench
Points	Paint	T/O	Chance	Break	
UMASS	32	15	14	10	17
BYU	28	18	14	6	41

Last FG - UMass OT-00:05, BYU OT-00:56.
 Largest lead - UMass by 7 1st-12:32, BYU by 7 OT-00:12.
 UMass led for 19:14. BYU led for 18:00. Game was tied for 07:42.

Score tied - 14 times.
 Lead changed - 18 times.

Official Basketball Box Score -- Game Totals -- Final Statistics
Gonzaga vs BYU
12/27/14 4:05 pm at Provo, Utah, Marriott Center

Gonzaga 87 • 12-1, 1-0

#	Player	Total		3-Ptr		Rebounds			PF	TP	A	TO	Blk	Stl	Min
		FG-FGA	FT-FTA	FG-FGA	FT-FTA	Off	Def	Tot							
04	PANGOS, Kevin	* 6-11	5-8	4-6	1	1	2	5	21	7	1	0	2	38	
05	BELL JR., Gary	* 1-5	1-3	0-1	0	7	7	3	3	3	2	1	1	23	
22	WESLEY, Byron	* 5-12	0-1	5-6	2	8	10	3	15	3	0	0	2	29	
24	KARNOWSKI, Przemek	* 4-6	0-0	1-2	2	8	10	4	9	3	2	1	0	33	
33	WILTJER, Kyle	* 11-23	2-5	0-0	4	1	5	1	24	2	0	1	0	31	
00	MELSON, Silas	3-5	0-1	0-0	0	1	1	2	6	0	1	0	1	8	
03	DRANGINIS, Kyle	1-2	0-1	5-5	0	3	3	0	7	4	2	0	1	24	
11	SABONIS, Domantas	1-1	0-0	0-1	0	0	0	3	2	0	2	0	0	14	
Team					1	1	2								
Totals		32-65	8-19	15-21	10	30	40	21	87	22	10	3	7	200	

FG % 1st Half: 17-34 50.0% 2nd half: 15-31 48.4% Game: 32-65 49.2% Deadball Rebounds 2
 3FG % 1st Half: 2-9 22.2% 2nd half: 6-10 60.0% Game: 8-19 42.1%
 FT % 1st Half: 7-10 70.0% 2nd half: 8-11 72.7% Game: 15-21 71.4%

BYU 80 • 10-4, 0-1

#	Player	Total		3-Ptr		Rebounds			PF	TP	A	TO	Blk	Stl	Min
		FG-FGA	FT-FTA	FG-FGA	FT-FTA	Off	Def	Tot							
01	FISCHER, Chase	* 2-7	1-6	3-4	1	1	2	2	8	1	2	0	0	19	
03	HAWS, Tyler	* 4-12	0-3	9-9	0	4	4	1	17	1	0	0	0	33	
05	COLLINSWORTH, Kyle	* 5-11	1-2	2-3	2	8	10	1	13	10	4	0	1	31	
35	NEILSON, Isaac	* 0-1	0-1	0-0	0	1	1	1	0	0	1	0	0	8	
41	WORTHINGTON, Luke	* 0-1	0-0	2-2	1	1	2	5	2	0	0	0	0	15	
15	TOOLSON, Jake	1-3	1-3	0-0	0	3	3	1	3	0	0	0	1	15	
20	WINDER, Anson	5-14	0-4	7-8	0	3	3	2	17	0	2	0	1	34	
23	HALFORD, Skyler	3-4	3-4	0-0	0	1	1	0	9	0	1	0	0	12	
24	BARTLEY IV, Frank	1-2	1-2	3-3	1	2	3	1	6	1	1	0	0	11	
44	KAUFUSI, Corbin	2-3	0-0	1-2	3	2	5	4	5	0	1	0	0	22	
Team					0	1	1								
Totals		23-58	7-25	27-31	8	27	35	18	80	13	12	0	4	200	

FG % 1st Half: 14-30 46.7% 2nd half: 9-28 32.1% Game: 23-58 39.7% Deadball Rebounds 1
 3FG % 1st Half: 5-12 41.7% 2nd half: 2-13 15.4% Game: 7-25 28.0%
 FT % 1st Half: 10-10 100.0% 2nd half: 17-21 81.0% Game: 27-31 87.1%

Officials: Michael Greenstein, Tommy Nunez, Deldre Carr
 Technical fouls: Gonzaga-None. BYU-None.
 Attendance: 20900
 Marriott Center sold out.

Score by periods	1st	2nd	Total
Gonzaga	43	44	87
BYU	43	37	80

	In	Off	2nd	Fast	Bench
Points	Paint	T/O	Chance	Break	
GON	36	13	13	6	15
BYU	24	11	9	6	40

Last FG - GON 2nd-01:04, BYU 2nd-00:18.
 Largest lead - GON by 16 1st-09:06, BYU by 6 2nd-15:28.
 GON led for 30:28. BYU led for 06:45. Game was tied for 02:47.

Score tied - 6 times.
 Lead changed - 6 times.

Official Basketball Box Score -- Game Totals -- Final Statistics
Portland vs BYU
12/29/14 7:05 pm at Provo, Utah, Marriott Center

Portland 88 • 10-4, 1-1

#	Player	Total		3-Ptr		Rebounds			PF	TP	A	TO	Blk	Stl	Min
		FG-FGA	FT-FTA	FG-FGA	FT-FTA	Off	Def	Tot							
01	PRESSLEY, Bryce	* 4-10	2-4	0-0	1	3	4	3	10	5	1	0	0	29	
02	WINTERING, Alec	* 6-12	3-3	15-17	0	3	3	2	30	3	4	0	1	35	
12	VAN DER MARS, Thoma	* 4-6	0-0	2-2	0	4	4	1	10	0	1	1	0	25	
14	BARKER, Riley	* 5-6	0-0	0-0	3	5	8	5	10	1	0	3	2	24	
52	GERUN, Volodymyr	* 6-10	0-0	2-2	2	3	5	4	14	1	3	0	0	27	
05	TYSON, D'Marques	0-5	0-5	0-0	0	0	0	2	0	1	1	0	0	8	
10	TODD, Jason	2-5	1-3	0-0	1	4	5	2	5	7	2	0	1	25	
11	SHARP, Bobby	3-9	3-8	0-0	2	2	5	9	1	1	0	0	0	24	
15	HARTWICH, Philipp	0-0	0-0	0-0	0	0	0	0	0	0	0	0	0	0	
24	TAYLOR, Gabe	0-0	0-0	0-0	0	0	0	1	0	0	0	0	0	3	
Team					3	2	5								
Totals		30-63	9-23	19-21	10	26	36	25	88	19	13	4	4	200	

FG % 1st Half: 11-27 40.7% 2nd half: 19-36 52.8% Game: 30-63 47.6% Deadball Rebounds 1
 3FG % 1st Half: 2-9 22.2% 2nd half: 7-14 50.0% Game: 9-23 39.1%
 FT % 1st Half: 13-14 92.9% 2nd half: 6-7 85.7% Game: 19-21 90.5%

BYU 97 • 11-4, 1-1

#	Player	Total		3-Ptr		Rebounds			PF	TP	A	TO	Blk	Stl	Min
		FG-FGA	FT-FTA	FG-FGA	FT-FTA	Off	Def	Tot							
01	FISCHER, Chase	* 5-7	2-3	4-4	1	2	3	2	16	2	2	0	2	27	
03	HAWS, Tyler	* 8-20	1-5	7-8	1	4	5	2	24	6	1	0	2	35	
05	COLLINSWORTH, Kyle	* 6-8	0-0	9-13	4	4	8	2	21	4	2	2	2	32	
20	WINDER, Anson	* 10-14	2-4	0-0	0	2	2	2	22	3	2	0	2	30</	

Official Basketball Box Score -- Game Totals -- Final Statistics
BYU vs University of San Francisco
01/03/15 8:00 p.m. at San Francisco, CA (Memorial Gymnasium)

BYU 99 • 13-4 (3-1)

#	Player	Total			3-Ptr			Rebounds			PF	TP	A	TO	Blk	Stl	Min
		FG	FGA	FT	FTA	FG	FGA	FT	FTA	Off							
01	FISCHER, Chase	* 7-12	6-9	0-0	0	1	1	0	20	2	0	0	1	23			
03	HAWS, Tyler	* 8-12	3-4	3-4	3	4	7	1	22	0	0	0	1	28			
05	COLLINSWORTH, Kyle	* 5-7	0-0	2-2	0	12	12	10	2	0	1	27					
20	WINDER, Anson	* 5-8	3-6	4-5	0	3	3	17	4	2	0	1	20				
41	WORTHINGTON, Luke	* 0-0	0-0	0-0	0	0	0	3	0	0	0	0	13				
02	ELLIS, Jordan	* 0-1	0-0	0-0	0	0	0	1	0	0	0	0	3				
10	ANDRUS, Ryan	* 0-0	0-0	0-0	0	0	0	0	0	0	0	0	3				
12	SHARP, Josh	* 0-0	0-0	0-0	0	1	1	1	0	0	1	0	6				
15	TOOLSON, Jake	* 4-6	3-4	0-0	1	2	3	2	11	1	0	0	17				
23	HALFORD, Skyler	* 0-0	0-0	3-4	0	0	0	1	3	0	3	2	13				
24	BARTLEY IV, Frank	* 0-2	0-2	1-2	0	3	3	0	1	1	0	0	8				
30	NIXON, Dalton	* 1-3	0-2	2-2	1	2	2	1	4	4	0	0	15				
35	NEILSON, Isaac	* 2-3	0-1	0-1	0	2	2	1	4	0	1	0	9				
44	KAUFUSI, Corbin	* 1-1	0-0	3-5	3	0	3	5	0	0	0	0	15				
Team					2	1	3		1								
Totals		33-55	15-28	18-25	10	30	40	19	99	22	10	6	200				

FG % 1st Half: 20-27 74.1% 2nd half: 13-28 46.4% Game: 33-55 60.0%
 3FG % 1st Half: 11-15 73.3% 2nd half: 4-13 30.8% Game: 15-28 53.6%
 FT % 1st Half: 6-7 85.7% 2nd half: 12-18 66.7% Game: 18-25 72.0%

University of San Francisco 68 • 7-9 (1-3)

#	Player	Total			3-Ptr			Rebounds			PF	TP	A	TO	Blk	Stl	Min
		FG	FGA	FT	FTA	FG	FGA	FT	FTA	Off							
05	GLOVER, Matt	* 2-4	1-2	2-3	3	2	5	3	7	2	1	0	1	23			
15	PINKINS, Kruiuze	* 6-12	2-5	1-1	2	1	3	1	15	2	3	0	0	25			
21	WATSON, Devin	* 4-11	2-5	3-5	2	2	4	2	13	4	1	0	1	27			
23	TOLLESEN, Mark	* 5-8	0-1	2-2	1	1	2	3	11	1	2	0	0	28			
32	DERKSEN, Tim	* 4-11	1-4	2-3	1	5	6	2	12	1	3	1	0	28			
00	CLEMONS, Montray	* 0-0	0-0	0-0	0	0	0	0	1	0	0	0	0	3			
01	HILLIARD, Corey	* 0-0	0-0	0-0	0	0	0	0	0	0	1	0	0	3			
02	OFOGUBU, Uche	* 1-1	1-1	1-2	0	1	1	0	4	0	0	0	0	6			
03	CHRISTIANSEN, Matt	* 1-2	0-0	0-0	0	0	0	2	2	0	0	0	0	9			
10	ADAMS, Chris	* 0-2	0-2	0-0	0	0	0	1	0	1	0	0	1	9			
11	HOFFMANN, Gavin	* 0-0	0-0	0-0	0	0	0	0	0	0	0	0	0	2			
13	FERRARI, Frankie	* 0-2	0-1	2-2	0	3	2	2	2	0	0	0	0	16			
22	FOSTER, Chase	* 0-3	0-3	0-2	0	2	3	0	0	0	0	0	10				
25	ROBERTSON, Derrell	* 1-2	0-0	0-1	0	0	0	3	2	1	0	1	11				
Team					1	1	2		1								
Totals		24-58	7-24	13-21	10	18	28	22	68	17	9	1	5	200			

FG % 1st Half: 10-26 38.5% 2nd half: 14-32 43.8% Game: 24-58 41.4%
 3FG % 1st Half: 3-12 25.0% 2nd half: 4-12 33.3% Game: 7-24 29.2%
 FT % 1st Half: 6-8 75.0% 2nd half: 7-13 53.8% Game: 13-21 61.9%

Officials: Frank Harvey, Sam Haddad, Horace Shields
 Technical fouls: BYU-WINDER, Anson. University of San Francisco-ROBERTSON, Derrell.
 Attendance: 2585
 Time of Game: 1:50

Score by periods	1st	2nd	Total
BYU	57	42	99
University of San Francisco	29	39	68

Last FG - BYU 2nd-03:13, USF 2nd-00:49.
 Largest lead - BYU by 35 2nd-15:46, USF by 3 1st-19:47.
 BYU led for 37:44. USF led for 00:23. Game was tied for 00:58.

Official Basketball Box Score -- Game Totals -- Final Statistics
Pepperdine vs BYU
01/08/15 9:05 pm at Provo, Utah, Marriott Center

Pepperdine 67 • 10-5, 3-1

#	Player	Total			3-Ptr			Rebounds			PF	TP	A	TO	Blk	Stl	Min
		FG	FGA	FT	FTA	FG	FGA	FT	FTA	Off							
03	MAJOR, Jeremy	* 3-9	2-5	6-7	1	2	3	4	14	3	3	0	2	26			
11	RUSSELL, Atif	* 2-7	0-3	0-0	1	1	2	2	4	2	1	0	0	29			
21	OLDEN, Shawn	* 2-7	0-3	2-4	2	2	4	0	6	2	1	0	2	34			
25	JOHN, A.J.	* 1-2	0-0	0-0	0	7	7	0	2	0	1	2	0	18			
45	RAINES, Jett	* 4-6	0-1	2-2	1	3	4	1	10	1	0	0	0	26			
00	UDENYI, Amadi	* 2-4	2-2	0-0	2	1	3	1	6	6	1	0	0	19			
01	BIYENDOLO, Marley	* 1-2	0-0	0-0	0	0	0	2	2	1	0	0	1	11			
05	DAVIS, Stacy	* 8-17	2-5	5-7	2	6	8	3	23	2	3	2	2	32			
12	JESPERSION, David	* 0-0	0-0	0-0	0	2	2	0	0	0	0	0	0	5			
Team					3	1	4										
Totals		23-54	6-19	15-20	12	25	37	13	67	17	10	4	7	200			

FG % 1st Half: 14-30 46.7% 2nd half: 9-24 37.5% Game: 23-54 42.6%
 3FG % 1st Half: 6-13 46.2% 2nd half: 0-6 0.0% Game: 6-19 31.6%
 FT % 1st Half: 5-7 71.4% 2nd half: 10-13 76.9% Game: 15-20 75.0%

BYU 61 • 13-5, 3-2

#	Player	Total			3-Ptr			Rebounds			PF	TP	A	TO	Blk	Stl	Min
		FG	FGA	FT	FTA	FG	FGA	FT	FTA	Off							
01	FISCHER, Chase	* 3-9	2-6	0-0	0	1	1	2	8	2	1	0	0	29			
03	HAWS, Tyler	* 11-22	2-5	2-2	2	4	6	0	26	1	1	2	1	38			
05	COLLINSWORTH, Kyle	* 1-8	0-3	2-2	1	2	3	4	2	3	0	2	25				
20	WINDER, Anson	* 6-15	2-8	2-2	1	4	5	3	16	5	3	0	2	36			
41	WORTHINGTON, Luke	* 0-0	0-0	1-2	1	0	1	3	1	0	1	0	0	17			
15	TOOLSON, Jake	* 0-2	0-2	0-0	0	2	2	0	0	0	0	0	0	11			
23	HALFORD, Skyler	* 0-2	0-1	0-0	0	2	2	1	0	2	0	0	0	9			
24	BARTLEY IV, Frank	* 1-1	0-0	0-0	0	2	2	1	2	0	2	0	0	9			
30	NIXON, Dalton	* 0-1	0-1	0-0	0	0	0	0	0	0	0	0	0	6			
35	NEILSON, Isaac	* 1-2	0-0	0-0	1	0	1	0	2	0	0	0	0	2			
44	KAUFUSI, Corbin	* 1-1	0-0	0-0	2	2	4	4	2	0	0	1	0	18			
Team					7	3	10										
Totals		24-63	6-26	7-8	15	22	37	17	61	12	11	3	5	200			

FG % 1st Half: 12-33 36.4% 2nd half: 12-30 40.0% Game: 24-63 38.1%
 3FG % 1st Half: 5-14 35.7% 2nd half: 1-12 8.3% Game: 6-26 23.1%
 FT % 1st Half: 0-0 0.0% 2nd half: 7-8 87.5% Game: 7-8 87.5%

Officials: Ken Ditty, Ronald Brokenbrough, Donald McAllister
 Technical fouls: Pepperdine-None. BYU-None.
 Attendance: 15852

Score by periods	1st	2nd	Total
Pepperdine	39	28	67
BYU	29	32	61

	In	Off	2nd	Fast	Bench
Points	Paint	T/O	Chance	Break	
Pepperdine	22	9	8	4	31
BYU	30	9	16	6	6

Last FG - PEP 2nd-00:11, BYU 2nd-00:04.
 Largest lead - PEP by 14 1st-06:03, BYU None.
 PEP led for 39:10. BYU led for 00:00. Game was tied for 00:40.

Official Basketball Box Score -- Game Totals -- Final Statistics
Loyola Marymount vs BYU
01/10/15 7:05 pm at Provo, Utah, Marriott Center

Loyola Marymount 72 • 4-13, 0-5

#	Player	Total			3-Ptr			Rebounds			PF	TP	A	TO	Blk	Stl	Min
		FG	FGA	FT	FTA	FG	FGA	FT	FTA	Off							
22	OKONJI, Godwin	* 4-6	0-0	6-9	4	1	5	3	14	2	1	0	1	21			
23	FLINT, Chase	* 1-3	0-1	0-0	1	1	2	3	2	8	1	0	1	27			
24	EGBEYEMI, Ayodeji	* 5-13	1-2	0-0	0	4	4	3	11	2	3	0	0	38			
42	MORNAR, Marin	* 5-12	1-2	5-5	5	3	8	3	16	1	4	0	0	33			
45	HUMPHRIES, David	* 5-10	2-5	0-0	0	3	3	1	12	3	3	0	2	38			
03	NORRIS, Casey	* 0-1	0-1	0-0	0	0	0	1	0	1	2	1	2	4			
10	HAYES, Matt	* 4-5	3-3	0-0	0	0	0	2	11	0	0	0	0	13			
11	HERMAN, Petr	* 0-1	0-0	0-0	0	0	0	0	0	0	0	0	0	4			
14	SIAME, Patson	* 3-9	0-0	0-1	1	3	4	2	6	1	2	0	0	22			
Team					4	3	7										
Totals		27-60	7-14	11-15	15	18	33	18	72	18	16	1	6	200			

FG % 1st Half: 14-32 43.8% 2nd half: 13-28 46.4% Game: 27-60 45.0%
 3FG % 1st Half: 3-6 50.0% 2nd half: 4-8 50.0% Game: 7-14 50.0%
 FT % 1st Half: 5-8 62.5% 2nd half: 6-7 85.7% Game: 11-15 73.3%

BYU 85 • 14-5, 4-2

#	Player	Total			3-Ptr			Rebounds			PF	TP	A	TO	Blk	Stl	Min
		FG	FGA	FT	FTA	FG	FGA										

Official Basketball Box Score -- Game Totals -- Final Statistics
BYU vs Saint Mary's (CA)
01/17/15 8:00 PM at Moraga, Calif. (McKeon Pavilion)

BYU 77 • 15-6, 5-3 WCC

#	Player	Total			3-Ptr			Rebounds			PF	TP	A	TO	Blk	Stl	Min
		FG	FGA	FT	FTA	FG	FGA	FT	FTA	Off							
41	WORTHINGTON, Luke	r	0-1	0-0	0-0	0	0	0	0	3	0	0	0	0	0	17	
01	FISCHER, Chase	g	6-15	5-12	2-3	1	4	5	2	19	2	1	0	0	0	31	
03	HAWS, Tyler	g	9-19	1-4	9-11	4	2	6	2	28	3	3	0	0	0	36	
05	COLLINSWORTH, Kyle	g	3-7	0-0	4-4	0	6	6	4	10	3	1	0	0	0	28	
23	HALFORD, Skyler	g	4-7	2-4	2-2	0	2	2	3	12	1	3	0	0	1	25	
10	ANDRUS, Ryan	g	0-1	0-1	0-0	0	0	0	0	0	0	0	0	0	0	1	
15	TOOLSON, Jake	g	1-2	1-2	0-0	0	1	1	2	3	0	0	0	0	0	8	
24	BARTLEY IV, Frank	g	0-0	0-0	0-0	0	0	0	0	0	0	0	0	0	0	1	
30	NIXON, Dalton	g	1-1	1-1	0-0	0	4	4	1	3	2	4	0	0	0	31	
35	NEILSON, Isaac	g	0-1	0-1	0-0	1	0	1	3	0	0	0	0	0	2	5	
44	KAUFUSI, Corbin	g	1-1	0-0	0-0	1	0	1	4	2	0	0	0	1	1	17	
	Team					0	2	2									
Totals			25-55	10-25	17-20	7	21	28	24	77	11	12	1	6	200		

FG % 1st Half: 11-25 44.0% 2nd half: 14-30 46.7% Game: 25-55 45.5% Deadball Rebounds 2
 3FG % 1st Half: 4-10 40.0% 2nd half: 6-15 40.0% Game: 10-25 40.0%
 FT % 1st Half: 11-12 91.7% 2nd half: 6-8 75.0% Game: 17-20 85.0%

Saint Mary's (CA) 82 • 15-3, 7-0 WCC

#	Player	Total			3-Ptr			Rebounds			PF	TP	A	TO	Blk	Stl	Min
		FG	FGA	FT	FTA	FG	FGA	FT	FTA	Off							
00	Waldow,Brad	r	10-15	0-0	4-7	7	7	14	2	24	3	2	2	1	37		
22	Jackson, Garrett	r	7-10	3-3	3-5	4	5	9	2	20	1	2	0	2	33		
30	Simmons, Desmond	r	3-10	0-1	0-0	4	2	6	4	6	2	2	0	0	35		
03	Carter, Kerry	g	3-12	1-8	3-4	2	3	5	3	10	2	2	1	4	30		
20	Bright, Aaron	g	1-7	1-6	4-4	0	2	2	3	7	1	1	0	0	22		
11	Pineau, Dane	g	1-2	0-0	0-0	0	0	0	1	2	0	0	0	0	5		
13	Landale, Jock	g	1-1	0-0	0-0	0	0	0	1	2	0	0	0	0	3		
24	Hermanson, Calvin	g	0-0	0-0	1-3	0	0	0	2	1	0	0	0	0	9		
25	Duffy, Treaven	g	0-0	0-0	0-0	0	0	0	0	0	0	0	0	0	0+		
41	Naar, Emmett	g	3-4	2-3	2-3	0	3	3	2	10	7	3	0	0	26		
	Team					0	2	2									
Totals			29-61	7-21	17-26	17	24	41	20	82	16	12	3	7	200		

FG % 1st Half: 15-33 45.5% 2nd half: 14-28 50.0% Game: 29-61 47.5% Deadball Rebounds 3
 3FG % 1st Half: 5-13 38.5% 2nd half: 2-8 25.0% Game: 7-21 33.3%
 FT % 1st Half: 10-12 83.3% 2nd half: 7-14 50.0% Game: 17-26 65.4%

Officials: Klaus Endrissat, Horace Shields, Jimmy Casas
 Technical fouls: BYU-None. Saint Mary's (CA)-None.
 Attendance: 3500

Score by periods	1st	2nd	Total
BYU	37	40	77
Saint Mary's (CA)	45	37	82

	In	Off	2nd	Fast	Bench
Points	Paint	T/O	Chance	Break	
BYU	26	18	6	0	8
SMC	42	17	12	6	15

Last FG - BYU 2nd-00:46, SMC 2nd-01:26.
 Largest lead - BYU by 6 1st-05:40, SMC by 11 2nd-12:31.
 BYU led for 06:51. SMC led for 28:08. Game was tied for 05:01.

Score tied - 5 times.
 Lead changed - 6 times.

Official Basketball Box Score -- Game Totals -- Final Statistics
BYU vs Saint Mary's (CA)
01/24/15 1:00 pm at Jenny Craig Pavilion

BYU 74 • 15-7, 5-4

#	Player	Total			3-Ptr			Rebounds			PF	TP	A	TO	Blk	Stl	Min
		FG	FGA	FT	FTA	FG	FGA	FT	FTA	Off							
41	WORTHINGTON, Luke	r	1-1	0-0	2-2	0	2	2	4	4	0	0	0	0	0	14	
01	FISCHER, Chase	g	3-8	0-3	0-0	0	1	1	2	6	1	2	0	0	1	25	
03	HAWS, Tyler	g	5-13	0-2	10-11	0	2	2	2	20	3	2	0	0	0	34	
05	COLLINSWORTH, Kyle	g	6-14	0-1	1-2	1	8	9	1	13	3	2	0	0	0	29	
20	WINDER, Anson	g	4-12	1-4	0-0	1	3	4	3	9	1	1	0	2	35		
23	HALFORD, Skyler	g	4-7	2-5	2-2	1	2	3	1	12	4	3	0	2	29		
24	BARTLEY IV, Frank	g	0-0	0-0	0-0	0	1	1	2	0	0	0	0	0	1		
30	NIXON, Dalton	g	4-4	0-0	0-0	0	3	3	5	8	0	1	0	1	13		
35	NEILSON, Isaac	g	0-1	0-0	0-0	1	1	2	1	0	0	0	0	0	5		
44	KAUFUSI, Corbin	g	1-3	0-0	0-0	2	2	4	3	2	0	0	2	0	15		
	Team					4	4	8									
Totals			28-63	3-15	15-17	10	29	39	24	74	12	11	2	6	200		

FG % 1st Half: 16-30 53.3% 2nd half: 12-33 36.4% Game: 28-63 44.4% Deadball Rebounds 1
 3FG % 1st Half: 3-9 33.3% 2nd half: 0-6 0.0% Game: 3-15 20.0%
 FT % 1st Half: 3-3 100.0 2nd half: 12-14 85.7% Game: 15-17 88.2%

San Diego 77 • 10-11, 3-6

#	Player	Total			3-Ptr			Rebounds			PF	TP	A	TO	Blk	Stl	Min
		FG	FGA	FT	FTA	FG	FGA	FT	FTA	Off							
32	BAILEY, Brett	r	0-1	0-0	1-2	0	3	3	0	1	1	3	0	0	11		
25	FAJEMISIN, Simi	c	1-1	0-0	1-3	0	2	2	2	3	0	0	1	0	14		
00	ANDERSON, Chris	g	1-6	0-3	3-4	1	2	3	5	5	7	3	1	2	24		
01	DEE, Johnny	g	7-16	4-8	0-0	0	4	4	1	18	0	2	0	2	34		
10	SANADZE, Duda	g	2-9	0-4	0-0	1	2	3	1	4	0	1	0	1	19		
02	PERRY, Brandon	g	3-5	0-0	2-3	3	2	5	1	8	1	0	1	0	13		
05	SARBAUGH, Chris	g	2-6	0-1	1-2	0	1	1	4	5	1	0	0	0	17		
11	HARRIS, Marcus	g	0-0	0-0	2-2	0	0	0	0	2	1	0	0	0	8		
13	PUSICA, Vasa	g	3-4	1-1	2-3	0	0	0	2	9	2	1	0	1	21		
15	JACOBS, Thomas	g	6-10	0-1	7-11	6	7	13	0	19	1	0	0	0	25		
33	KOK, Jito	g	1-2	0-0	1-2	0	2	2	1	3	0	0	3	1	14		
	Team					2	1	3									
Totals			26-60	5-18	20-32	13	26	39	17	77	14	12	6	7	200		

FG % 1st Half: 11-30 36.7% 2nd half: 15-30 50.0% Game: 26-60 43.3% Deadball Rebounds 4
 3FG % 1st Half: 3-8 37.5% 2nd half: 2-10 20.0% Game: 5-18 27.8%
 FT % 1st Half: 8-14 57.1% 2nd half: 12-18 66.7% Game: 20-32 62.5%

Officials: Glen Mayberry, Dennis Flannery, Scott Harris
 Technical fouls: BYU-None. San Diego-None.
 Attendance: 2463

Score by periods	1st	2nd	Total
BYU	38	36	74
San Diego	33	44	77

	In	Off	2nd	Fast	Bench
Points	Paint	T/O	Chance	Break	
BYU	14	15	16	0	22
USD	20	11	16	0	46

Last FG - BYU 2nd-00:11, USD 2nd-02:00.
 Largest lead - BYU by 9 2nd-13:41, USD by 7 1st-11:04.
 BYU led for 24:32. USD led for 11:25. Game was tied for 04:02.

Score tied - 5 times.
 Lead changed - 8 times.

Official Basketball Box Score -- Game Totals -- Final Statistics
San Francisco vs BYU
01/29/15 9:05 pm at Provo, Utah, Marriott Center

San Francisco 74 • 9-13, 3-7

#	Player	Total			3-Ptr			Rebounds			PF	TP	A	TO	Blk	Stl	Min
		FG	FGA	FT	FTA	FG	FGA	FT	FTA	Off							
05	GLOVER, Matt	*	1-3	0-2	0-0	0	10	10	5	2	7	4	0	1	33		
15	PINKINS, Kruize	*	1-6	0-0	6-8	0	1	1	2	8	1	2	1	0	28		
21	TATSON, Devin	*	4-8	2-4	0-1	1	1	2	5	10	1	3	0	0	18		
23	TOLLEFSEN, Mark	*	10-14	1-3	1-2	3	4	7	3	22	0	1	0	0	32		
22	DERKSEN, Tim	*	2-7	0-4	5-7	0	8	8	4	9	5	3	0	2	27		
02	OFOEGBU, Uche	g	0-0	0-0	0-0	0	0	0	0	3	0	0	0	0	6		
03	CHRISTIANSEN, Matt	g	6-8	0-0	1-4	2	2	4	2	13	0	2	1	0	22		
10	ADAMS, Chris	g	3-10	2-8	2-2	0	3	3	4	10	1	2	0	0	28		
13	FERRARI, Frankie	g	0-0	0-0	0-0	0	0	0	0	0	0	0	0	0	1		
22	FOSTER, Chase	g	0-0	0-0	0-0	0	1	1	0	0	0	0	0	0	5		
	Team					1	4	5									
Totals			27-56	5-21	15-24	7	34	41	28	74	15	17	2	3	200		

FG % 1st Half: 11-25 44.0% 2nd half: 16-31 51.6% Game: 27-56 48.2% Deadball Rebounds 4
 3FG % 1st Half: 1-9 11.1%

Official Basketball Box Score -- Game Totals -- Final Statistics
BYU vs Pepperdine
02/05/15 8:03 p.m. at Malibu, Calif. (Firestone Fieldhouse)

BYU 74 • 17-8, 7-5 WCC

#	Player	Total		3-Ptr		Rebounds			PF	TP	A	TO	Blk	Stl	Min
		FG-FGA	FT-FTA	FG-FGA	FT-FTA	Off	Def	Tot							
30	NIXON, Dalton	f	0-2	0-1	0-0	0	1	1	2	0	2	0	0	0	20
44	KAUFUSI, Corbin	c	0-1	0-0	0	1	2	4	0	0	0	0	0	10	
03	HAWS, Tyler	g	7-16	1-5	7-9	2	2	4	1	22	0	4	0	36	
05	COLLINSWORTH, Kyle	g	6-9	0-1	1-3	4	6	10	3	13	2	4	0	32	
20	WINDER, Anson	g	4-12	1-6	11-13	1	1	2	4	20	1	1	0	31	
02	ELLIS, Jordan	g	0-0	0-0	0	0	0	0	0	0	0	0	0	0+	
10	ANDRUS, Ryan	g	1-2	0-1	0-0	1	2	3	3	2	1	0	1	13	
15	TOOLSON, Jake	g	0-0	0-0	0	0	0	0	0	1	0	0	0	2	
23	HALFORD, Skyler	g	4-5	2-3	1-2	0	1	1	2	11	3	1	0	23	
24	BARTLEY IV, Frank	g	1-3	0-0	0	1	1	0	2	1	2	0	2	13	
35	NEILSON, Isaac	g	2-3	0-0	0	3	0	3	2	4	1	0	1	20	
	Team					0	4	4	1						
Totals			25-53	4-17	20-27	12	19	31	22	74	12	12	2	6	200

FG % 1st Half: 14-25 56.0% 2nd half: 11-28 39.3% Game: 25-53 47.2% Deadball Rebounds 2
 3FG % 1st Half: 2-8 25.0% 2nd half: 2-9 22.2% Game: 4-17 23.5%
 FT % 1st Half: 8-11 72.7% 2nd half: 12-16 75.0% Game: 20-27 74.1%

Pepperdine 80 • 15-8, 8-4 WCC

#	Player	Total		3-Ptr		Rebounds			PF	TP	A	TO	Blk	Stl	Min
		FG-FGA	FT-FTA	FG-FGA	FT-FTA	Off	Def	Tot							
05	DAVIS, Stacy	f	5-7	0-0	12-16	5	2	7	4	22	0	3	3	24	
45	RAINES, Jett	f	3-4	0-1	8-8	0	4	4	4	14	0	1	1	32	
00	UDENYI, Amadi	g	3-6	1-3	1-2	0	3	3	1	8	9	3	0	29	
20	LAPRAY, A.J.	g	0-4	0-4	0	0	0	0	3	0	1	0	0	14	
21	OLDEN, Shawn	g	2-8	2-5	0-0	1	2	3	6	3	0	3	0	27	
03	MAJOR, Jeremy	g	2-5	2-4	2-2	1	1	2	3	8	3	1	1	23	
11	RUSSELL, Atif	g	0-1	0-1	0-0	0	0	0	1	0	0	0	0	3	
12	JESPERSON, David	g	2-3	0-0	0-0	1	1	2	1	4	1	0	1	17	
30	MURRAY JR., Lamond	g	8-13	0-2	2-3	2	5	7	2	18	1	1	0	31	
	Team					0	3	3							
Totals			25-51	5-20	25-31	10	21	31	22	80	15	12	6	10	200

FG % 1st Half: 9-26 34.6% 2nd half: 16-25 64.0% Game: 25-51 49.0% Deadball Rebounds 3
 3FG % 1st Half: 3-11 27.3% 2nd half: 2-9 22.2% Game: 5-20 25.0%
 FT % 1st Half: 4-6 66.7% 2nd half: 21-25 84.0% Game: 25-31 80.6%

Officials: Ken Ditty, Ronald Brokenbrough, Donald McAllister
 Technical fouls: BYU-TEAM. Pepperdine-None.
 Attendance: 2630

Score by periods	1st	2nd	Total
BYU	38	36	74
Pepperdine	25	55	80

Points	In	Off	2nd	Fast	Bench
BYU	Paint	T/O	Chance	Break	
BYU	36	11	19	4	19
PEP	30	11	11	8	30

Last FG - BYU 2nd-00:11, PEP 2nd-01:52.
 Largest lead - BYU by 16 1st-00:31, PEP by 9 2nd-01:52.
 BYU led for 30:43. PEP led for 07:55. Game was tied for 01:22.

Score tied - 3 times.
 Lead changed - 10 times.

Official Basketball Box Score -- Game Totals -- Final Statistics
BYU vs Loyola Marymount
02/07/15 1:00 pm at Los Angeles, CA (Gersten Pavilion)

BYU 87 • 18-8, 8-5 WCC

#	Player	Total		3-Ptr		Rebounds			PF	TP	A	TO	Blk	Stl	Min
		FG-FGA	FT-FTA	FG-FGA	FT-FTA	Off	Def	Tot							
12	SHARP, Josh	f	1-3	0-1	0-0	4	3	7	1	2	3	2	0	2	28
44	KAUFUSI, Corbin	c	1-3	0-0	0-0	0	6	6	4	2	0	1	3	29	
01	FISCHER, Chase	g	3-9	1-7	0-0	0	2	2	0	7	1	1	0	22	
03	HAWS, Tyler	g	7-16	2-5	6-6	4	2	6	2	23	3	2	0	32	
05	COLLINSWORTH, Kyle	g	7-14	0-0	9-11	6	6	12	2	23	10	1	0	36	
02	ELLIS, Jordan	g	0-0	0-0	0	0	1	1	0	0	0	0	0	1	
10	ANDRUS, Ryan	g	0-0	0-0	0	0	0	0	0	0	0	0	0	1	
15	TOOLSON, Jake	g	0-0	0-0	0	0	0	0	0	0	0	0	0	1	
20	WINDER, Anson	g	0-2	0-1	2-2	0	0	0	0	0	0	0	0	6	
23	HALFORD, Skyler	g	5-8	3-6	5-5	0	1	1	3	18	2	2	0	25	
24	BARTLEY IV, Frank	g	0-1	0-0	3-5	0	1	1	1	3	1	1	0	7	
30	NIXON, Dalton	g	0-0	0-0	2-2	0	0	0	1	2	0	0	0	1	
35	NEILSON, Isaac	g	2-2	0-0	0-0	2	1	3	1	4	0	0	0	8	
41	WORTHINGTON, Luke	g	1-1	0-0	0-0	0	0	0	0	2	0	0	0	3	
	Team					1	2	3							
Totals			27-59	6-20	27-31	17	25	42	14	87	20	10	3	7	200

FG % 1st Half: 14-27 51.9% 2nd half: 13-32 40.6% Game: 27-59 45.8% Deadball Rebounds 2
 3FG % 1st Half: 3-8 37.5% 2nd half: 3-12 25.0% Game: 6-20 30.0%
 FT % 1st Half: 9-11 81.8% 2nd half: 18-20 90.0% Game: 27-31 87.1%

Loyola Marymount 68 • 8-17, 4-9 WCC

#	Player	Total		3-Ptr		Rebounds			PF	TP	A	TO	Blk	Stl	Min
		FG-FGA	FT-FTA	FG-FGA	FT-FTA	Off	Def	Tot							
22	OKONJI, Godwin	f	3-6	0-0	2-4	2	2	4	3	8	0	1	3	1	31
42	MORNAR, Marin	f	7-13	2-3	1-1	3	2	5	3	17	1	3	1	34	
10	HAYES, Matt	g	0-3	0-2	0-0	1	0	1	0	0	2	0	0	14	
23	FLINT, Chase	g	1-3	1-1	0-0	0	1	1	4	3	2	1	0	18	
45	HUMPHRIES, David	g	3-6	2-4	2-2	0	9	9	0	10	4	2	0	37	
01	PAYNE, Evan	g	5-12	0-3	5-6	0	1	1	3	15	4	1	0	30	
02	SPIERS, Joshua	g	2-3	1-2	3-6	0	1	1	1	8	1	0	0	11	
03	NORRIS, Casey	g	0-2	0-2	0-0	0	0	0	4	0	2	1	0	11	
11	HERMAN, Petr	g	1-2	1-1	0-0	0	0	0	0	3	0	0	0	4	
14	SIAME, Patson	g	2-4	0-0	0-0	1	1	2	5	4	0	1	1	10	
20	WYATT, Devin	g	0-1	0-1	0-0	0	0	0	0	0	0	0	0	0+	
	Team					1	0	1							
Totals			24-55	7-19	13-19	8	17	25	23	68	16	10	5	6	200

FG % 1st Half: 11-31 35.5% 2nd half: 13-24 54.2% Game: 24-55 43.6% Deadball Rebounds 4
 3FG % 1st Half: 4-11 36.4% 2nd half: 3-8 37.5% Game: 6-20 30.0%
 FT % 1st Half: 4-4 100.0% 2nd half: 9-15 60.0% Game: 13-19 68.4%

Officials: Klaus Endrissat, Rob Rorke, Mark Cook
 Technical fouls: BYU-None. Loyola Marymount-None.
 Attendance: 3232
 BYU - #5 Collinsworth sets NCAA record with 5th triple-double of season

Score by periods	1st	2nd	Total
BYU	40	47	87
Loyola Marymount	30	38	68

Points	In	Off	2nd	Fast	Bench
BYU	Paint	T/O	Chance	Break	
BYU	30	11	19	4	31
LMU	22	9	8	2	30

Last FG - BYU 2nd-02:45, LMU 2nd-00:35.
 Largest lead - BYU by 20 2nd-03:36, LMU by 5 1st-10:12.
 BYU led for 34:31. LMU led for 02:04. Game was tied for 03:25.

Score tied - 6 times.
 Lead changed - 4 times.

Official Basketball Box Score -- Game Totals -- Final Statistics
Saint Mary's vs BYU
02/12/15 7:05 pm at Provo, Utah, Marriott Center

Saint Mary's 60 • 18-6, 10-3

#	Player	Total		3-Ptr		Rebounds			PF	TP	A	TO	Blk	Stl	Min
		FG-FGA	FT-FTA	FG-FGA	FT-FTA	Off	Def	Tot							
00	Waldow,Brad	* f	6-12	0-0	5-10	2	3	5	3	17	3	3	1	0	28
03	Carter,Kerry	* f	4-12	1-5	2-2	0	1	1	2	11	1	4	0	0	31
22	Jackson,Garrett	* g	3-9	0-2	7-8	1	1	2	2	13	0	1	0	1	34
30	Simmons,Desmond	* g	0-2	0-0	0	2	3	5	3	0	0	0	0	0	22
41	Naar,Emmett	* g	1-3	0-1	0-0	0	1	1	1	2	1	2	0	0	24
05	Biebel,Jack	* g	0-0	0-0	0	0	0	0	0	0	0	0	0	2	
11	Pineau,Dane	* g	2-2	0-0	0	3	5	8	1	4	1	0	1	23	
13	Landale,Jock	* g	1-1	0-0	3-3	0	1	1	1	5	0	3	0	0	8
20	Bright,Aaron	* g	2-5	1-1	1-1	1	1	2	2	6	1	1	0	0	18
24	Hermanson,Calvin	* g	0-2	0-2	0	0	0	0	4	0	0	0	0	1	7
25	Duffy,Treaven	* g	1-1	0-0	0-0	0	0	0	1	2	0	1	0	3	
	Team					0	1	1							
Totals			20-49	2-11	18-24	9	17	26	20	60	7	15	2	6	200

FG % 1st Half: 11-26 42.3% 2nd half: 9-23 39.1% Game: 20-49 40.8% Deadball Rebounds 2
 3FG % 1st Half: 2-7 28.

THE STAT CREW SYSTEM
BYU Combined Team Statistics (as of Feb 14, 2015)
All games

RECORD:	OVERALL	HOME	AWAY	NEUTRAL
ALL GAMES	20-8	12-3	6-3	2-2
CONFERENCE	10-5	6-2	4-3	0-0
NON-CONFERENCE	10-3	6-1	2-0	2-2

#	Player	gp-gs	min	Total		3-Point		F-Throw		Rebounds				pf	dq	a	to	blk	stl	pts	avg	
				fg-fga	fg%	3fg-fga	3fg%	ft-fga	ft%	off	def	tot	avg									
03	HAWS, Tyler	28-28	889	31.8	202-426	.474	44-120	.367	173-195	.887	38	83	121	4.3	37	0	66	47	8	25	621	22.2
20	WINDER, Anson	24-9	644	26.8	115-237	.485	40-108	.370	65-89	.730	12	77	89	3.7	52	0	45	28	6	32	335	14.0
01	FISCHER, Chase	27-26	737	27.3	120-277	.433	84-200	.420	42-53	.792	9	48	57	2.1	43	0	61	42	2	22	366	13.6
05	COLLINSWORTH, Kyl	26-26	792	30.5	121-252	.480	5-19	.263	94-130	.723	61	163	224	8.6	55	0	150	75	9	50	341	13.1
23	HALFORD, Skyler	27-4	470	17.4	65-139	.468	36-81	.444	54-61	.885	9	37	46	1.7	44	0	70	41	0	20	220	8.1
35	NEILSON, Isaac	28-5	279	10.0	35-75	.467	7-22	.318	19-28	.679	33	40	73	2.6	47	0	5	13	10	10	96	3.4
33	AUSTIN, Nate	10-10	197	19.7	9-18	.500	1-5	.200	11-14	.786	15	41	56	5.6	22	2	9	3	2	7	30	3.0
44	KAUFUSI, Corbin	27-6	401	14.9	25-47	.532	0-0	.000	28-50	.560	37	53	90	3.3	86	2	2	24	24	7	78	2.9
15	TOOLSON, Jake	23-0	189	8.2	20-49	.408	16-40	.400	2-2	1.000	3	31	34	1.5	16	0	12	6	0	7	58	2.5
24	BARTLEY IV, Frank	26-0	192	7.4	19-38	.500	5-16	.313	19-30	.633	6	37	43	1.7	14	0	28	16	8	8	62	2.4
30	NIXON, Dalton	25-2	260	10.4	20-46	.435	3-17	.176	13-13	1.000	12	33	45	1.8	32	1	21	12	4	4	56	2.2
41	WORTHINGTON, Luke	27-21	374	13.9	20-45	.444	0-0	.000	18-27	.667	20	28	48	1.8	76	3	5	14	2	9	58	2.1
12	SHARP, Josh	16-3	145	9.1	11-18	.611	2-4	.500	6-8	.750	19	18	37	2.3	21	0	12	5	6	6	30	1.9
10	ANDRUS, Ryan	14-0	93	6.6	7-14	.500	1-5	.200	6-8	.750	10	10	20	1.4	12	0	2	4	2	2	21	1.5
02	ELLIS, Jordan	13-0	38	2.9	1-2	.500	0-0	.000	0-2	.000	0	5	5	0.4	4	0	3	1	0	1	2	0.2
Team											56	42	98		1		3					
Total.....		28	5700		790-1683	.469	244-637	.383	550-710	.775	340	746	1086	38.8	562	8	491	334	83	210	2374	84.8
Opponents.....		28	5700		709-1650	.430	172-543	.317	439-625	.702	301	645	946	33.8	597	12	395	378	97	182	2029	72.5

TEAM STATISTICS	BYU	OPP	Date	Opponent	Score	Att.
SCORING	2374	2029	11/14/14	LONG BEACH STATE	w 95-90	16778
Points per game	84.8	72.5	11/18/14	ARKANSAS-LITTLE ROCK	w 91-62	12469
Scoring margin	+12.3	-	11/19/14	SOUTHERN VIRGINIA	w 101-48	13099
FIELD GOALS-ATT	790-1683	709-1650	11-24-14	vs SAN DIEGO STATE	Lo2 87-92	2400
Field goal pct	.469	.430	11-25-14	vs Chamaine	w 121-85	2400
3 POINT FG-ATT	244-637	172-543	11-26-14	vs PURDUE	Lot 85-87	2400
3-point FG pct	.383	.317	11/29/14	EASTERN KENTUCKY	w 90-76	16770
3-pt FG made per game	8.7	6.1	12/02/14	at Utah State	w 91-81	10270
FREE THROWS-ATT	550-710	439-625	12/06/14	vs Hawaii	w 90-70	13623
Free throw pct	.775	.702	12/10/14	UTAH	L 61-65	20900
F-Throws made per game	19.6	15.7	12/13/14	at Weber State	w 76-60	10122
REBOUNDS	1086	946	12/20/14	STANFORD	w 79-77	13247
Rebounds per game	38.8	33.8	12/23/14	UMASS	Wot 77-71	15789
Rebounding margin	+5.0	-	* 12/27/14	GONZAGA	L 80-87	20900
ASSISTS	491	395	* 12/29/14	PORTLAND	w 97-88	17452
Assists per game	17.5	14.1	* 01/01/15	at Santa Clara	w 81-46	2375
TURNOVERS	334	378	* 01/03/15	at University of San Francisco	w 99-68	2585
Turnovers per game	11.9	13.5	* 01/08/15	PEPPERDINE	L 61-67	15852
Turnover margin	+1.6	-	* 01/10/15	LOYOLA MARYMOUNT	w 85-72	16912
Assist/turnover ratio	1.5	1.0	* 01/15/15	at Pacific	w 93-80	3626
STEALS	210	182	* 01/17/15	at Saint Mary's (CA)	L 77-82	3500
Steals per game	7.5	6.5	* 01/24/15	at San Diego	L 74-77	2463
BLOCKS	83	97	* 01/29/15	SAN FRANCISCO	w 78-74	12452
Blocks per game	3.0	3.5	* 01/31/15	SANTA CLARA	w 78-57	17771
ATTENDANCE	240910	61626	* 02/05/15	at Pepperdine	L 74-80	2630
Home games-Avg/Game	15-16061	9-4534	* 02/07/15	at Loyola Marymount	w 87-68	3232
Neutral site-Avg/Game	-	4-5206	* 02/12/15	SAINT MARY'S	w 82-60	14317
			* 02/14/15	PACIFIC	w 84-59	16202

Score by Periods	1st	2nd	OT	OT2	Totals
BYU	1104	1231	28	11	2374
Opponents	925	1064	24	16	2029

* - Conference game

THE STAT CREW SYSTEM
BYU Combined Team Statistics (as of Feb 14, 2015)
Conference games

RECORD:	OVERALL	HOME	AWAY	NEUTRAL
ALL GAMES	10-5	6-2	4-3	0-0
CONFERENCE	10-5	6-2	4-3	0-0
NON-CONFERENCE	0-0	0-0	0-0	0-0

#	Player	gp-gs	min	avg	Total		3-Point		F-Throw		Rebounds				pf	dq	a	to	blk	stl	pts	avg	
					fg-fga	fg%	3fg-fga	3fg%	ft-fa	ft%	off	def	tot	avg									
03	HAWS, Tyler	15-15	478	31.9	109-235	.464	18-57	.316	95-106	.896	23	42	65	4.3	18	0	34	23	3	16	331	22.1	
20	WINDER, Anson	11-9	297	27.0	49-115	.426	17-55	.309	35-46	.761	3	30	33	3.0	21	0	20	14	2	16	150	13.6	
01	FISCHER, Chase	14-13	362	25.9	61-138	.442	43-100	.430	24-29	.828	6	26	32	2.3	19	0	27	18	1	9	189	13.5	
05	COLLINSWORTH, Kyl	14-14	435	31.1	67-135	.496	1-8	.125	49-68	.721	36	97	133	9.5	25	0	86	31	4	22	184	13.1	
23	HALFORD, Skyler	15-3	314	20.9	50-96	.521	29-59	.492	36-43	.837	5	24	29	1.9	27	0	43	25	0	13	165	11.0	
24	BARTLEY IV, Frank	14-0	111	7.9	12-24	.500	5-11	.455	13-20	.650	2	23	25	1.8	9	0	11	8	6	3	42	3.0	
44	KAUFUSI, Corbin	15-6	259	17.3	13-24	.542	0-0	.000	11-21	.524	20	35	55	3.7	55	2	1	11	18	2	37	2.5	
15	TOOLSON, Jake	14-0	119	8.5	11-29	.379	8-25	.320	2-2	1.000	1	16	17	1.2	11	0	5	4	0	2	32	2.3	
12	SHARP, Josh	8-3	90	11.3	6-11	.545	2-4	.500	4-4	1.000	13	14	27	3.4	12	0	10	4	4	3	18	2.3	
30	NIXON, Dalton	14-2	168	12.0	8-18	.444	1-8	.125	10-10	1.000	5	19	24	1.7	19	1	12	9	3	2	27	1.9	
10	ANDRUS, Ryan	10-0	72	7.2	6-11	.545	1-4	.250	5-6	.833	8	7	15	1.5	11	0	1	3	2	2	18	1.8	
35	NEILSON, Isaac	15-1	113	7.5	9-19	.474	0-3	.000	5-8	.625	13	16	29	1.9	24	0	1	6	2	3	23	1.5	
41	WORTHINGTON, Luke	14-9	166	11.9	4-10	.400	0-0	.000	6-8	.750	5	12	17	1.2	40	2	2	3	1	2	14	1.0	
02	ELLIS, Jordan	8-0	16	2.0	0-1	.000	0-0	.000	0-2	.000	0	3	3	0.4	3	0	1	0	0	1	0	0.0	
Team											31	28	59		1		2						
Total.....		15	3000		405-866	.468	125-334	.374	295-373	.791	171	392	563	37.5	295	5	254	161	46	96	1230	82.0	
Opponents.....		15	3000		376-873	.431	88-292	.301	225-324	.694	167	336	503	33.5	317	8	225	174	45	89	1065	71.0	

TEAM STATISTICS	BYU	OPP	Date	Opponent	Score	Att.
SCORING	1230	1065	* 12/27/14	GONZAGA	L 80-87	20900
Points per game	82.0	71.0	* 12/29/14	PORTLAND	W 97-88	17452
Scoring margin	+11.0	-	* 01/01/15	at Santa Clara	W 81-46	2375
FIELD GOALS-ATT	405-866	376-873	* 01/03/15	at University of San Francisco	W 99-68	2585
Field goal pct	.468	.431	* 01/08/15	PEPPERDINE	L 61-67	15852
3 POINT FG-ATT	125-334	88-292	* 01/10/15	LOYOLA MARYMOUNT	W 85-72	16912
3-point FG pct	.374	.301	* 01/15/15	at Pacific	W 93-80	3626
3-pt FG made per game	8.3	5.9	* 01/17/15	at Saint Mary's (CA)	L 77-82	3500
FREE THROWS-ATT	295-373	225-324	* 01/24/15	at San Diego	L 74-77	2463
Free throw pct	.791	.694	* 01/29/15	SAN FRANCISCO	W 78-74	12452
F-Throws made per game	19.7	15.0	* 01/31/15	SANTA CLARA	W 78-57	17771
REBOUNDS	563	503	* 02/05/15	at Pepperdine	L 74-80	2630
Rebounds per game	37.5	33.5	* 02/07/15	at Loyola Marymount	W 87-68	3232
Rebounding margin	+4.0	-	* 02/12/15	SAINT MARY'S	W 82-60	14317
ASSISTS	254	225	* 02/14/15	PACIFIC	W 84-59	16202
Assists per game	16.9	15.0				
TURNOVERS	161	174	* - Conference game			
Turnovers per game	10.7	11.6				
Turnover margin	+0.9	-				
Assist/turnover ratio	1.6	1.3				
STEALS	96	89				
Steals per game	6.4	5.9				
BLOCKS	46	45				
Blocks per game	3.1	3.0				
ATTENDANCE	131858	20411				
Home games-Avg/Game	8-16482	7-2916				
Neutral site-Avg/Game	-	0-0				

Score by Periods	1st	2nd	Totals
BYU	600	630	1230
Opponents	492	573	1065

Individual Career History vs San Diego

AUSTIN, Nate

Season	gp-gs	min/avg	Total		3-Point		F-Throws		Rebounds				Scoring							
			fg-fga	pct	fg-fga	pct	ft-fga	pct	off	def	tot	avg	pf	fo	ast	to	blk	stl	pts	avg
2011-12	3-0	37/12.3	6-12	.500	2-3	.667	4-5	.800	4	4	8	2.7	9	1	4	2	1	2	18	6.0
2012-13	3-1	74/24.7	3-12	.250	0-2	.000	3-5	.600	7	14	21	7.0	9	1	1	3	3	2	9	3.0
2013-14	2-2	52/26.0	3-5	.600	0-0	.000	5-5	1.000	5	12	17	8.5	6	0	3	1	0	2	11	5.5
TOTAL	8-3	163/20.4	12-29	.414	2-5	.400	12-15	.800	16	30	46	5.8	24	2	8	6	4	6	38	4.8

BARTLEY IV, Frank

Season	gp-gs	min/avg	Total		3-Point		F-Throws		Rebounds				Scoring								
			fg-fga	pct	fg-fga	pct	ft-fga	pct	off	def	tot	avg	pf	fo	ast	to	blk	stl	pts	avg	
2013-14	2-0	10/5.0	0-3	.000	0-1	.000	0-0	.000	0	2	2	1.0	0	0	0	0	0	0	0	0	0
2014-15	1-0	1/1.0	0-0	.000	0-0	.000	0-0	.000	0	1	1	1.0	2	0	0	0	0	0	0	0	0
TOTAL	3-0	11/3.7	0-3	.000	0-1	.000	0-0	.000	0	3	3	1.0	2	0	0	0	0	0	0	0	0

COLLINSWORTH, Kyle

Season	gp-gs	min/avg	Total		3-Point		F-Throws		Rebounds				Scoring							
			fg-fga	pct	fg-fga	pct	ft-fga	pct	off	def	tot	avg	pf	fo	ast	to	blk	stl	pts	avg
2013-14	2-2	54/27.0	8-12	.667	2-2	1.000	4-7	.571	4	8	12	6.0	4	0	11	4	0	3	22	11.0
2014-15	1-1	29/29.0	6-14	.429	0-1	.000	1-2	.500	1	8	9	9.0	1	0	3	2	0	0	13	13.0
TOTAL	3-3	83/27.7	14-26	.538	2-3	.667	5-9	.556	5	16	21	7.0	5	0	14	6	0	3	35	11.7

FISCHER, Chase

Season	gp-gs	min/avg	Total		3-Point		F-Throws		Rebounds				Scoring							
			fg-fga	pct	fg-fga	pct	ft-fga	pct	off	def	tot	avg	pf	fo	ast	to	blk	stl	pts	avg
2014-15	1-1	25/25.0	3-8	.375	0-3	.000	0-0	.000	0	1	1	1.0	2	0	1	2	0	1	6	6.0
TOTAL	1-1	25/25.0	3-8	.375	0-3	.000	0-0	.000	0	1	1	1.0	2	0	1	2	0	1	6	6.0

HALFORD, Skyler

Season	gp-gs	min/avg	Total		3-Point		F-Throws		Rebounds				Scoring							
			fg-fga	pct	fg-fga	pct	ft-fga	pct	off	def	tot	avg	pf	fo	ast	to	blk	stl	pts	avg
2013-14	2-1	32/16.0	12-19	.632	5-10	.500	2-2	1.000	0	2	2	1.0	2	0	3	3	0	1	31	15.5
2014-15	1-0	29/29.0	4-7	.571	2-5	.400	2-2	1.000	1	2	3	3.0	1	0	4	3	0	2	12	12.0
TOTAL	3-1	61/20.3	16-26	.615	7-15	.467	4-4	1.000	1	4	5	1.7	3	0	7	6	0	3	43	14.3

HAWS, Tyler

Season	gp-gs	min/avg	Total		3-Point		F-Throws		Rebounds				Scoring							
			fg-fga	pct	fg-fga	pct	ft-fga	pct	off	def	tot	avg	pf	fo	ast	to	blk	stl	pts	avg
2012-13	3-3	103/34.3	25-50	.500	3-7	.429	19-22	.864	3	3	6	2.0	4	0	1	7	0	5	72	24.0
2013-14	2-2	68/34.0	16-32	.500	3-5	.600	7-9	.778	0	5	5	2.5	1	0	5	2	1	0	42	21.0
2014-15	1-1	34/34.0	5-13	.385	0-2	.000	10-11	.909	0	2	2	2.0	2	0	3	2	0	0	20	20.0
TOTAL	6-6	205/34.2	46-95	.484	6-14	.429	36-42	.857	3	10	13	2.2	7	0	9	11	1	5	134	22.3

KAUFUSI, Corbin

Season	gp-gs	min/avg	Total		3-Point		F-Throws		Rebounds				Scoring							
			fg-fga	pct	fg-fga	pct	ft-fga	pct	off	def	tot	avg	pf	fo	ast	to	blk	stl	pts	avg
2014-15	1-0	15/15.0	1-3	.333	0-0	.000	0-0	.000	2	2	4	4.0	3	0	0	0	2	0	2	2.0
TOTAL	1-0	15/15.0	1-3	.333	0-0	.000	0-0	.000	2	2	4	4.0	3	0	0	0	2	0	2	2.0

NEILSON, Isaac

Season	gp-gs	min/avg	Total		3-Point		F-Throws		Rebounds				Scoring								
			fg-fga	pct	fg-fga	pct	ft-fga	pct	off	def	tot	avg	pf	fo	ast	to	blk	stl	pts	avg	
2014-15	1-0	5/5.0	0-1	.000	0-0	.000	0-0	.000	1	1	2	2.0	1	0	0	0	0	0	0	0	0
TOTAL	1-0	5/5.0	0-1	.000	0-0	.000	0-0	.000	1	1	2	2.0	1	0	0	0	0	0	0	0	0

Individual Career History vs San Diego

NIXON, Dalton

Season	gp-gs	min/avg	Total		3-Point		F-Throws		Rebounds				pf	fo	ast	to	blk	stl	Scoring	
			fg-fga	pct	fg-fga	pct	ft-fta	pct	off	def	tot	avg							pts	avg
2014-15	1-0	13/13.0	4-4	1.000	0-0	.000	0-0	.000	0	3	3	3.0	5	1	0	1	0	1	8	8.0
TOTAL	1-0	13/13.0	4-4	1.000	0-0	.000	0-0	.000	0	3	3	3.0	5	1	0	1	0	1	8	8.0

SHARP, Josh

Season	gp-gs	min/avg	Total		3-Point		F-Throws		Rebounds				pf	fo	ast	to	blk	stl	Scoring	
			fg-fga	pct	fg-fga	pct	ft-fta	pct	off	def	tot	avg							pts	avg
2011-12	3-0	12/4.0	0-1	.000	0-0	.000	1-2	.500	1	1	2	0.7	1	0	1	1	1	1	1	0.3
2012-13	3-2	25/8.3	2-2	1.000	0-0	.000	1-2	.500	1	1	2	0.7	8	0	3	0	0	0	5	1.7
2013-14	2-0	27/13.5	0-1	.000	0-0	.000	1-2	.500	0	3	3	1.5	4	0	3	0	0	2	1	0.5
TOTAL	8-2	64/8.0	2-4	.500	0-0	.000	3-6	.500	2	5	7	0.9	13	0	7	1	1	3	7	0.9

WINDER, Anson

Season	gp-gs	min/avg	Total		3-Point		F-Throws		Rebounds				pf	fo	ast	to	blk	stl	Scoring	
			fg-fga	pct	fg-fga	pct	ft-fta	pct	off	def	tot	avg							pts	avg
2011-12	3-1	41/13.7	1-7	.143	1-6	.167	0-0	.000	0	3	3	1.0	2	0	5	4	0	3	3	1.0
2012-13	3-0	27/9.0	3-7	.429	1-2	.500	1-1	1.000	1	3	4	1.3	6	0	0	1	0	1	8	2.7
2013-14	2-1	42/21.0	6-10	.600	4-7	.571	3-8	.375	1	3	4	2.0	3	0	1	5	1	0	19	9.5
2014-15	1-1	35/35.0	4-12	.333	1-4	.250	0-0	.000	1	3	4	4.0	3	0	1	1	0	2	9	9.0
TOTAL	9-3	145/16.1	14-36	.389	7-19	.368	4-9	.444	3	12	15	1.7	14	0	7	11	1	6	39	4.3

WORTHINGTON, Luke

Season	gp-gs	min/avg	Total		3-Point		F-Throws		Rebounds				pf	fo	ast	to	blk	stl	Scoring	
			fg-fga	pct	fg-fga	pct	ft-fta	pct	off	def	tot	avg							pts	avg
2013-14	2-1	31/15.5	0-2	.000	0-0	.000	0-0	.000	2	0	2	1.0	7	1	1	1	1	1	0	0.0
2014-15	1-1	14/14.0	1-1	1.000	0-0	.000	2-2	1.000	0	2	2	2.0	4	0	0	0	0	0	4	4.0
TOTAL	3-2	45/15.0	1-3	.333	0-0	.000	2-2	1.000	2	2	4	1.3	11	1	1	1	1	1	4	1.3