

# 2011-12 BYU BASKETBALL GAME NOTES



**No. 14 BYU (25-8, 12-4) vs. No. 14 Iona (25-7, 15-3 MAAC)**  
**2012 NCAA Tournament**  
**Dayton, Ohio • UD Arena (13,435) • March 13, 2012 • 9 p.m. EST**  
**TV: truTV**  
**TV Talent:** Jim Nantz (play-by-play), Steve Kerr and Clark Kellogg (analysts), Tracy Wolfson (sideline)  
**Live Video:** www.ncaa.com/march-madness  
**Radio:** KSL 102.7 FM / 1160 AM • BYU Radio - Sirius XM 143  
**Radio Talent:** Greg Wrubell (play-by-play)  
**Live Audio:** TBD  
**Live Stats:** BYUcougars.com

## 2011-12 SCHEDULE

All times local to site

### OCTOBER

26	Wed	Cougar Tipoff (Exhibition)	74-71
29	Sat	Midwestern State (Ex-BYUtv) W	91-74

### NOVEMBER

4	Fri	Dixie State (Ex-BYUtv)	W, 96-85
11	Fri	@ Utah State (KCSG)	L, 62-69
15	Tue	BYU-Hawaii (BYUtv)	W, 73-52
18	Fri	Longwood (BYUtv)*	W, 92-60
22	Tue	Prairie View A&M (BYUtv)*	W, 90-51
25	Fri	vs. Nevada (BYUtv)*	W, 76-55
26	Sat	vs. Wisconsin*	L, 56-73
30	Wed	vs. Northern Arizona (BYUtv) ^	W, 87-52

Tim's Toyota Center

### DECEMBER

3	Sat	vs. Oregon (ESPNU)	W, 79-65
EnergySolutions Arena			
7	Wed	Weber State (BYUtv)	W, 94-66
10	Sat	@ Utah (FSN)	W, 61-42
17	Sat	Baylor (BYUtv)	L, 83-86
20	Tue	Buffalo (BYUtv)	W, 93-78
22	Thu	UC Santa Barbara (BYUtv)	W, 89-75
27	Tue	Cal State San Marcos (BYUtv) W	79-51
29	Thu	@ Saint Mary's (ESPN2)	L, 82-98
31	Sat	San Diego (BYUtv)	W, 88-52

### JANUARY

5	Thu	@ Loyola Marymount	W, 73-65
7	Sat	San Francisco (BYUtv)	W, 81-56
14	Sat	Santa Clara (ESPNU)	W, 95-78
16	Mon	@ San Diego (BYUtv)	W, 82-63
19	Thu	Loyola Marymount (BYUtv)	L, 68-82
21	Sat	@ Pepperdine (BYUtv)	W, 77-64
25	Wed	@ Virginia Tech (ESPN3)	W, 70-68
28	Sat	Saint Mary's (ESPNU)	L, 66-80

### FEBRUARY

2	Thu	Gonzaga (ESPN2)	W, 83-73
4	Sat	@ Portland (BYUtv)	W, 79-60
11	Sat	Pepperdine (BYUtv)	W, 86-48
16	Thu	@ San Francisco (ESPNU)	W, 85-84
18	Sat	@ Santa Clara (ESPNU)	W, 82-67
23	Thu	@ Gonzaga (ESPN2)	L, 63-74
25	Sat	Portland (BYUtv)	W, 76-66

### MARCH

2	Fri	San Diego (ESPNU)#	W, 73-68
3	Sat	Gonzaga (ESPN2)#	L, 58-77

TBA

\* Chicago Invitational Challenge

^ Lumberjack Classic

# 2012 Zappos.com WCC Championships

## BYU ATHLETIC COMMUNICATIONS

30 Smith Fieldhouse • Provo, Utah 84602 • BYUcougars.com • (801) 422-8948  
 MBB Contact: Kyle Chilton • O: (801) 422-4909 • C: (801) 372-2080 • kyle\_chilton@byu.edu

No. 14 BYU Cougars	No. 14 Iona	Series Information	Up Next
2011-12 Record ..... 25-8	2011-12 Record ..... 25-7	Tuesday's game will be the first meeting between BYU and Iona.	NCAA Second Round .....
WCC Record ..... 12-4	MAAC Record ..... 15-3		BYU/Iona vs. No. 3 Marquette..
Head Coach ..... Dave Rose	Head Coach ..... Tim Cluess		March 15, Louisville .....
Alma Mater. .... Houston, 1983	Alma Mater. .... Hofstra, 1983		TV.....TBD
Career Record. ... 184-53 (7th)	Career Record. ... 50-19 (2nd)		Radio.....TBD
Record at BYU..... Same	Record at Iona ..... Same		Online Audio.....TBD

### QUICK HITS

- By receiving a bid to the 2012 NCAA Tournament as a No. 14 seed, BYU basketball has extended its streak of receiving tournament bids to six seasons. The Cougars have advanced in the tournament the last two years. In 2010, BYU defeated Florida in double overtime to advance to the round of 32. In 2011, the Cougars advanced to the Sweet 16 for the first time since 1981.
- Four Cougars earned West Coast Conference honors: Noah Hartsock (All-WCC), Brandon Davies (All-WCC), Matt Carlino (All-WCC Honorable Mention and All-Freshman) and Craig Cusick (All-Academic).

### PROJECTED STARTERS



#### #10 • Matt Carlino • G

6-2 • 175 • Fr.  
 Scottsdale, Ariz.  
 Bloomington South HS

Pts	Reb	Ast	Stl
12.7	3.1	4.7	1.4

Has scored in double figures in 15 games ... has hit a 3-pointer in 18 of 23 games ... has posted 6-plus assists nine times ... had career-bests of 30 points and 4 steals at San Francisco ... posted a double-double against Buffalo with 10 points, 11 assists ... had 21 points, 8 assists vs. SCU ... posted 18 points, 5 assists vs. Gonzaga



#### #20 • Anson Winder • G

6-3 • 195 • Fr.  
 Las Vegas, Nev.  
 Bishop Gorman HS

Pts	Reb	Ast	Stl
4.3	1.6	1.7	1.1

Has started 15 games, including 6 at point guard and 9 at shooting guard ... has scored in double figures 5 times ... has hit 6 of 7 threes vs. Buffalo, tied for the second-best single-game percentage at BYU ... scored a career-best 20 points vs. the Bulls ... had 10 points, 5 assists and 3 steals vs. Gonzaga



#### #1 • Charles Abou • G

6-5 • 215 • Sr.  
 Abidjan, Cote d'Ivoire  
 Brewster Academy

Pts	Reb	Ast	Stl
11.5	6.5	2.6	1.1

Has started all 33 games ... shooting .443 from the field, .369 from 3 ... has scored in double figures 20 times this season, including 7-straight games ... had a double-double w/19 points, 16 rebounds vs. Longwood ... posted a double-double w/23 points, 12 boards vs. Pepperdine ... has posted 4-plus assists 11 times and 2-plus steals 12 times



#### #34 • Noah Hartsock • F

6-8 • 230 • Sr.  
 Bartlesville, Okla.  
 Bartlesville HS

Pts	Reb	Ast	Blk
16.7	5.2	1.5	1.6

Leads the team in scoring and blocked shots ... is shooting .565 from the field and .839 from the free throw line ... has scored in double figures 29 times ... has scored 20-plus points 11 times ... has shot .500 or better in all but seven games and .600 or better in 12 games ... WCC Player of the Month for December



#### #0 • Brandon Davies • F

6-9 • 235 • Jr.  
 Provo, Utah  
 Provo HS

Pts	Reb	Ast	Blk
15.0	7.3	2.1	1.3

In WCC play was first in scoring (18.0) and fourth in rebounding (8.1) ... has seven double-doubles ... averaging at least one of everything (pts, reb, ast, stl, blk) ... shooting .516 from the field and .680 from the free throw line ... has scored in double figures in 19 of 20 games ... two-time WCC Player of the Week (Jan. 2 and Feb. 6)

### OFF THE BYU BENCH

2	Craig Cusick	G	6-2	185	Jr.	3.1	1.4	Orem, Utah (Utah)
5	Chris Collinsworth	F	6-9	235	So.	0.0	0.5	Provo, Utah (Provo HS)
12	Josh Sharp	F	6-7	185	Fr.	1.3	1.4	Highland, Utah (Utah)
13	Brock Zylstra	G	6-6	210	Jr.	8.5	4.3	La Verne, Calif. (Bonita HS)
14	Nick Martineau	G	6-0	170	Jr.	0.8	0.4	Fruit Heights, Utah (Davis HS)
21	Stephen Rogers	F	6-8	195	Jr.	6.4	1.7	Mesa, Ariz. (Mesa CC)
24	Damarcus Harrison	G	6-5	190	Fr.	3.1	0.9	Greenwood, S.C. (Christ School)
33	Nate Austin	F/C	6-10	215	Fr.	4.3	3.8	Alpine, Utah (Lone Peak HS)

### Redshirts

3	Austin Nelson	G	6-0	160	Fr.	—	—	Henderson, Nev. (Coronado HS)
15	Jaren Sweeney	G/F	6-5	190	Fr.	—	—	Mesa, Ariz. (Mountain View HS)
42	Ian Harward	F/C	6-10	215	Fr.	—	—	Orem, Utah (Orem HS)

Played 10 minutes vs. Gonzaga in the WCC semifinals  
 Out with a knee injury  
 Played 2 minutes and had 1 rebound in the WCC semifinals vs. Gonzaga  
 Started in the WCC semis vs. Gonzaga and had 3 points and 5 rebounds  
 Played 1 minute vs. Gonzaga in the WCC semifinals  
 Played 5 minutes and had 1 rebound vs. Gonzaga in the WCC semifinals  
 Played 1 minute vs. Gonzaga in the WCC semifinals  
 Had 2 points and 4 rebounds in 13 minutes vs. Gonzaga in the WCC semifinals

Coronado's all-time leader in scoring and assists  
 Earned first-team all-state honors and helped Mountain View to a state title  
 Prepped at Orem High School where he averaged 14.0 points as a senior



**COUGARS IN THE NCAA TOURNAMENT**

- The 2011-12 season marks BYU's 27th NCAA Tournament appearance in the program's history. The Cougars have a 14-29 record in the NCAA Tournament.
- With an 89-67 win over Gonzaga in the third round, BYU advanced to the Regional Semifinals for the first time since 1981.
- This is BYU's first NCAA Tournament appearance in Dayton.
- This is BYU's first time as a No. 14 seed in the NCAA Tournament.
- BYU has gone to the NCAA Tournament nine out of the last 12 seasons (2001, 2003, 2004, 2007, 2008, 2009, 2010, 2011, 2012). BYU has earned a postseason tournament invite in 12 of the last 13 years (NIT in 2000, 2002, 2006).
- By earning a No. 3 seed in 2011, the Cougars matched their best seed in program history. BYU was also a No. 3 seed in 1980. BYU was a No. 4 seed in 1988. Other single-digit seeds included being a No. 5 seed in 1979, a No. 6 seed in 1981 (the year the Cougars advanced to the Elite Eight), a No. 7 seed in 1993 and 2010, and No. 8 seeds in 1984, 1995, 2007, 2008 and 2009. BYU has been a No. 12 seed in 2001, 2003 and 2004
- BYU's 99-92 win over Florida in double overtime in 2010 was the program's first NCAA Tournament victory since 1993 when the No. 7 seed Cougars defeated SMU, 80-71, in Chicago. BYU lost to No. 2-seed Kansas, 90-76, in the second round that year.
- BYU is 9-17 in its opening round games in NCAA Tournament play.
- In 2010-11, BYU won two games in the NCAA Tournament for the first time since 1981 when the Cougars (as a No. 6 seed), defeated Princeton, 60-51 before upsetting No. 3-seed UCLA 78-55. BYU went on to defeat No. 2-seed Notre Dame on Danny Ainge's last-second, length-of-the-court dash, 51-50, to advance to the Regional Finals before losing to Ralph Sampson and No. 1-seed Virginia, 74-60.
- Current Cougar head coach Dave Rose is 3-5 in five NCAA Tournament appearances. Legendary BYU coach Stan Watts has the most NCAA Tournament wins with a 4-10 record in seven appearances followed by Frank Arnold (3-3 in three appearances), Ladell Andersen (2-3 in three appearances), Roger Reid (2-5 in five appearances) and Steve Cleveland (0-3 in three appearances).
- BYU head coach Dave Rose played in the NCAA Championship game for Houston's "Phi Slamma Jamma" team that lost to North Carolina State at the final buzzer in 1983.

**BYU NCAA RESULTS**

NCAA Appearances: ..... 27  
 Overall NCAA Record: ..... 14-29

**SCHEDULE IN DAYTON (MONDAY)**

3 p.m. Work areas/courtside open to media  
**News Conferences in Interview Room**  
 6:35-6:55 p.m. BYU student-athletes  
 6:55-7:15 p.m. BYU coach  
 7:20-8 p.m. BYU Practice

1950	Western Regional Semis (Kansas City) Baylor 56, BYU 55 Western Consolation (Kansas City) BYU 83, UCLA 62	1988	Midwest Regional (Birmingham, Ala.) (4) BYU 98, (13) NC-Charlotte 92 (OT) (5) Louisville 97, (4) BYU 76
1951	West First Round (Kansas City) BYU 68, San Jose State 61 West Regional Semifinals (Kansas City) Kansas State 64, BYU 54 West Regional Consolation (Kansas City) Washington 80, BYU 67	1990	East First Round (Hartford, Conn.) (5) Clemson 49, (12) BYU 47
1957	West Regional Semifinals (Corvallis, Ore.) California 86, BYU 59 West Regional Consolation (Corvallis, Ore.) BYU 65, Idaho State 54	1991	West First Round (Salt Lake) (10) BYU 61, (7) Virginia 48 West Second Round (Salt Lake) (2) Arizona 76, (10) BYU 61
1965	West Regional Semifinals (Provo) UCLA 100, BYU 76 West Regional Consolation (Provo) Oklahoma City 112, BYU 102	1992	West First Round (Boise, Idaho) (7) LSU 94, (10) BYU 83
1969	West First Round (Las Cruces, N.M.) New Mexico State 74, BYU 62	1993	Midwest First Round (Chicago) (7) BYU 80, (10) SMU 71 Midwest Second Round (Chicago) (2) Kansas 90, (7) BYU 76
1971	West First Round (Logan, Utah) BYU 91, Utah State 82 West Reg. Semifinals (Salt Lake) UCLA 91, BYU 73 West Reg. Consolation (Salt Lake) Pacific 84, BYU 81	1995	Midwest First Round (Memphis, Tenn) (9) Tulane 76, (8) BYU 70
1972	West First Round (Pocatello, Idaho) Long Beach State 95, BYU 90	2001	West First Round (San Diego, Calif.) (5) Cincinnati 84, (12) BYU 59
1979	West Second Round (Tuscon, Ariz.) (4) San Francisco 86 (5) BYU 63	2003	South First Round (Spokane, Wash.) (5) Connecticut 58, (12) BYU 53
1980	West First Round (Ogden, Utah) (6) Clemson 71 (3) BYU 66	2004	Phoenix Region First Round (Denver, Colo.) (5) Syracuse 80, (12) BYU 75
1981	East Regional (Providence, R.I.) (6) BYU 60, (11) Princeton 51 (6) BYU 78, (3) UCLA 55 East Regional Semifinals (Atlanta) (6) BYU 51, (2) Notre Dame 50 East Regional Finals (Atlanta) (1) Virginia 74, (6) BYU 60	2007	South Region First Round (Lexington, Ky.) (9) Xavier 79, (8) BYU 77
1984	Midwest Regional (Birmingham, Ala.) (8) BYU 84, (9) UAB 68 (1) Kentucky 93, (8) BYU 68	2008	West Region First Round (Anaheim, Calif.) (9) Texas A&M 67, (8) BYU 62
1987	SE First Round (Birmingham, Ala.) (7) New Orleans 83, (10) BYU 79	2009	West Region First Round (Philadelphia, Pa.) (9) Texas A&M 79, (8) BYU 66
		2010	West Region First/Second Round (Oklahoma City, Okla.) (7) BYU 99, (10) Florida 92, 2OT (2) Kansas State 84, (7) BYU 72
		2011	Southeast Region Second/Third Round (Denver) (3) BYU 74, (14) Wofford 66 (3) BYU 89, (11) Gonzaga 67 (3) BYU 74, (2) Florida 83, OT
		2012	West Region First Round (Dayton) (14) BYU, (14) Iona



**POINTS**

37, Jimmer Fredette vs Florida (3/18/10)-20T  
 37, Danny Ainge vs UCLA (3/14/81)  
 34, Jimmer Fredette vs. Gonzaga (3/19/11)  
 32, Jimmer Fredette vs. Florida (3/24/11)-OT  
 32, Jimmer Fredette vs Wofford (3/17/11)  
 30, Kresimir Cosic vs Utah State (3/13/71)  
 29, Michael Smith vs NC Charlotte (3/17/88)  
 27, Kresimir Cosic vs Long Beach (3/11/72)  
 27, Alan Taylor vs Clemson (3/8/80)  
 26, Michael Loyd, Jr. (3/18/10)-20T  
 26, Gary Trost vs SMU (3/18/93)  
 25, Jeff Chatman vs New Orleans (3/12/87)  
 25, Mekeli Wesley vs Cincinnati (3/15/01)  
 24, Bob Quinney vs OCU (3/13/65)  
 24, Steve Kelly vs UCLA (3/18/71)  
 24, Nick Sanderson vs Kansas (3/20/93)  
 24, Rafael Araujo vs. Syracuse (3/18/04)  
 24, Keena Young vs Xavier (3/15/07)  
 23, John Fairchild vs UCLA (3/12/65)  
 21, Jimmer Fredette vs. Kansas State (3/20/10)  
 21, Danny Ainge vs Princeton (3/12/81)  
 21, Michael Smith vs Louisville (3/19/88)  
 21, Travis Hansen vs. UConn (3/20/03)  
 20, Russell Larson vs Tulane (3/16/95)  
 20, Kenneth Roberts vs Tulane (3/16/95)

**FIELD GOALS**

14, Danny Ainge vs UCLA (3/14/81)  
 13, Jimmer Fredette vs. Florida (3/18/10)-20T  
 11, Jimmer Fredette vs. Florida (3/24/11)-OT  
 11, Jeff Chatman vs New Orleans (3/12/87)  
 11, Michael Smith vs NC Charlotte (3/17/88)  
 11, Jimmer Fredette vs. Gonzaga (3/19/11)  
 10, Bob Quinney vs OCU (3/13/65)  
 10, Kresimir Cosic vs Utah State (3/13/71)  
 10, Kenneth Roberts vs Tulane (3/16/95)  
 10, Keena Young vs Xavier (3/15/07)  
 10, Jimmer Fredette vs Wofford (3/17/11)  
 9, Steve Kelly vs UCLA (3/18/71)  
 9, Kresimir Cosic vs Long Beach (3/11/72)  
 9, Doug Richards vs Long Beach (3/11/72)  
 9, Russell Larson vs SMU (3/18/93)  
 9, Rafael Araujo vs. Syracuse (3/18/04)  
 8, John Fairchild vs UCLA (3/12/65)  
 8, Michael Smith vs Louisville (3/19/88)  
 8, Mekeli Wesley vs Cincinnati (3/15/01)  
 8, Travis Hansen vs. UConn (3/20/03)  
 7, Michael Loyd, Jr. vs. Florida (3/18/10)-20T  
 7, Kari Liimo vs NMSU (3/8/69)  
 7, Jim Miller vs Pacific (3/20/71)  
 7, Scott Runia vs San Francisco (3/10/79)  
 7, Danny Ainge vs Princeton (3/12/81)  
 7, Kevin Nixon vs Louisiana State (3/19/92)  
 7, Nick Sanderson vs Kansas (3/20/93)

**FIELD GOALS ATTEMPTED**

29, Jimmer Fredette vs. Florida (3/24/11)-OT  
 26, Jimmer Fredette vs. Florida (3/18/10)-20T  
 25, Michael Smith vs New Orleans (3/12/87)  
 25, Jimmer Fredette vs. Wofford (3/17/11)  
 23, Dick Nemeika vs OCU (3/13/65)  
 23, Keena Young vs Xavier (3/15/07)  
 23, Jimmer Fredette vs. Gonzaga (3/19/11)  
 22, Danny Ainge vs UCLA (3/14/81)  
 21, Steve Kelly vs Pacific (3/20/71)  
 21, Travis Hansen vs. UConn (3/20/03)  
 20, Kresimir Cosic vs Long Beach (3/11/72)  
 20, Michael Smith vs Louisville (3/19/88)  
 19, Kresimir Cosic vs Utah State (3/13/71)  
 19, Bernie Fryer vs UCLA (3/18/71)  
 18, Kevin Nixon vs Louisiana State (3/19/92)  
 18, Nick Sanderson vs Kansas (3/20/93)  
 17, John Fairchild vs UCLA (3/12/65)  
 17, Alan Taylor vs San Francisco (3/10/79)  
 17, Michael Smith vs NC Charlotte (3/17/88)

**3-POINT FIELD GOALS**

7, Jimmer Fredette vs. Gonzaga (3/19/11)  
 6, Nick Sanderson vs Kansas (3/20/93)  
 5, Nick Sanderson vs Louisiana State (3/19/92)  
 5, Mike Rose vs Xavier (3/15/07)  
 4, Michael Smith vs Louisville (3/19/88)  
 4, Luiz Lemes vs. Syracuse (3/18/04)  
 3, Jimmer Fredette vs. Florida (3/24/11)-OT  
 3, Jackson Emery vs. Florida (3/24/11)-OT  
 3, Jackson Emery vs. Kansas State (3/20/10)  
 3, Jimmer Fredette vs. Florida (3/18/10)-20T  
 3, Michael Loyd, Jr. vs. Florida (3/18/10)-20T  
 3, Mike Hall vs. Syracuse (3/18/04)  
 3, Mark Bigelow vs. Syracuse (3/18/04)  
 3, Robbie Reid vs Tulane (3/16/95)  
 3, Trent Whiting vs Cincinnati (3/15/01)  
 3, Jonathan Tavernari vs. Texas A&M (3/20/08)  
 3, Jonathan Tavernari vs. Texas A&M (3/19/09)  
 3, Jackson Emery vs. Gonzaga (3/19/11)  
 3, Noah Hartsock vs. Gonzaga (3/19/11)

**3-POINT FIELD GOALS ATTEMPTED**

15, Nick Sanderson vs Kansas (3/20/93)  
 15, Jimmer Fredette vs. Florida (3/24/11)-OT  
 13, Nick Sanderson vs Louisiana State (3/19/92)  
 12, Jimmer Fredette vs. Gonzaga (3/19/11)  
 10, Mark Bigelow vs. Syracuse (3/18/04)  
 9, Michael Smith vs Louisville (3/19/88)  
 9, Jonathan Tavernari vs. Texas A&M (3/20/08)  
 9, Jimmer Fredette vs. Wofford (3/17/11)  
 8, Jimmer Fredette vs. Florida (3/18/10)-20T  
 8, Trent Whiting vs Cincinnati (3/15/01)  
 8, Jimmer Fredette vs. Texas A&M (3/20/08)  
 8, Jackson Emery vs. Gonzaga (3/19/11)  
 7, Jackson Emery vs. Florida (3/24/11)-OT  
 7, Mark Bigelow vs. UConn (3/20/03)  
 7, Luiz Lemes vs. Syracuse (3/18/04)  
 7, Austin Ainge vs Xavier (3/15/07)  
 7, Jonathan Tavernari vs. Texas A&M (3/19/09)  
 6, Jackson Emery vs. Kansas State (3/20/10)  
 6, Andy Toolson vs Clemson (3/15/90)  
 6, Robbie Reid vs Tulane (3/16/95)  
 6, Mike Rose vs Xavier (3/15/07)

**FREE THROWS**

13, Bernie Fryer vs Utah State (3/13/71)  
 10, Jimmer Fredette vs. Kansas State (3/20/10)  
 10, Jimmer Fredette vs. Wofford (3/17/11)  
 9, Michael Loyd, Jr. vs. Florida (3/18/10)-20T  
 9, Kresimir Cosic vs Long Beach (3/11/72)  
 9, Danny Ainge vs UCLA (3/14/81)  
 9, Jim Usevitch vs Louisville (3/19/88)  
 8, Jimmer Fredette vs. Florida (3/18/10)-20T  
 8, John Fairchild vs OCU (3/13/65)  
 8, Marty Haws vs NC Charlotte (3/17/88)  
 8, Mekeli Wesley vs Cincinnati (3/15/01)  
 7, Jimmer Fredette vs. Florida (3/24/11)-OT  
 7, John Fairchild vs UCLA (3/12/65)  
 7, Fred Roberts vs Princeton (3/12/81)  
 7, Danny Ainge vs Princeton (3/12/81)  
 7, Gary Trost vs SMU (3/18/93)  
 6, Steve Kelly vs UCLA (3/18/71)  
 6, Randy Reid vs Kansas (3/20/93)  
 6, Rafael Araujo vs. Syracuse (3/18/04)

**FREE THROWS ATTEMPTED**

15, Bernie Fryer vs Utah State (3/13/71)  
 12, John Fairchild vs OCU (3/13/65)  
 12, Jimmer Fredette vs. Wofford (3/17/11)  
 11, Jimmer Fredette vs. Kansas State (3/20/10)  
 10, Michael Loyd, Jr. vs. Florida (3/18/10)-20T  
 10, Jimmer Fredette vs. Florida (3/18/10)-20T  
 10, Fred Roberts vs Princeton (3/12/81)  
 10, Danny Ainge vs UCLA (3/14/81)  
 10, Jim Usevitch vs Louisville (3/19/88)  
 10, Gary Trost vs SMU (3/18/93)  
 10, Jimmer Fredette vs. Texas A&M (3/19/09)  
 9, Kresimir Cosic vs Long Beach (3/11/72)  
 9, Marty Haws vs NC Charlotte (3/17/88)  
 9, Mekeli Wesley vs Cincinnati (3/15/01)

**REBOUNDS**

23, Kresimir Cosic vs UCLA (3/18/71)  
 21, John Fairchild vs OCU (3/13/65)  
 15, Kyle Collinsworth vs. Florida (3/24/11)-OT  
 15, Michael Smith vs New Orleans (3/12/87)  
 13, John Fairchild vs UCLA (3/12/65)  
 13, Paul Ruffner vs NMSU (3/8/69)  
 13, Kresimir Cosic vs Pacific (3/20/71)  
 13, Kresimir Cosic vs Long Beach (3/11/72)  
 13, Brian Ambrozich vs Long Beach (3/11/72)  
 13, Steve Trumbo vs UCLA (3/14/81)  
 13, Michael Smith vs NC Charlotte (3/17/88)  
 12, Steve Kramer vs Temple (3/14/66)  
 12, Rafael Araujo vs. Syracuse (3/18/04)  
 11, Kresimir Cosic vs Utah State (3/13/71)  
 11, Michael Smith vs Louisville (3/19/88)  
 11, Gary Trost vs Virginia (3/14/91)  
 11, Gary Trost vs Virginia (3/16/91)  
 11, Kyle Collinsworth vs Wofford (3/17/11)  
 10, Steve Trumbo vs Washington (3/10/82)  
 10, Greg Kite vs Washington (3/10/82)  
 10, Jared Miller vs SMU (3/18/93)  
 10, Jared Miller vs Kansas (3/20/93)  
 10, Keena Young vs Xavier (3/15/07)

**ASSISTS**

9, Luiz Lemes vs. Syracuse (3/18/04)  
 8, Randy Reid vs SMU (3/18/93)  
 8, Gary Trost vs Kansas (3/20/93)  
 7, Steve Craig vs UCLA (3/14/81)  
 7, Nathan Call vs Arizona (3/16/91)  
 7, Nathan Call vs Louisiana State (3/19/92)  
 7, Jimmer Fredette vs. Wofford (3/17/11)  
 6, Bernie Fryer vs UCLA (3/18/71)  
 6, Steve Kelly vs Pacific (3/20/71)  
 6, Brian Taylor vs NC Charlotte (3/17/88)  
 6, Robbie Reid vs Tulane (3/16/95)  
 6, Lee Cummar vs. Texas A&M (3/19/09)  
 6, Jimmer Fredette vs. Gonzaga (3/19/11)

**BLOCKED SHOTS**

10, Shawn Bradley vs Virginia (3/14/91)  
 4, Greg Kite vs UCLA (3/14/81)  
 2, Jeff Chatman vs Louisville (3/19/88)  
 2, Kenneth Roberts vs Arizona (3/16/91)  
 2, Steve Schreiner vs Arizona (3/16/91)  
 2, Shawn Hartsock vs Arizona (3/16/91)  
 2, Jared Miller vs Arizona (3/16/91)  
 2, Travis Hansen vs. UConn (3/20/03)  
 2, James Anderson vs. Gonzaga (3/19/11)

**STEALS**

5, Robbie Reid vs Tulane (3/16/95)  
 4, Michael Loyd, Jr. vs. Florida (3/18/10)-20T  
 4, Nathan Call vs Louisiana State (3/19/92)  
 4, Jimmer Fredette vs. Texas A&M (3/19/09)  
 4, Kyle Collinsworth vs. Wofford (3/17/11)  
 3, Noah Hartsock vs. Florida (3/24/11)-OT  
 3, Jonathan Tavernari vs. Florida (3/18/10)-20T  
 3, Alan Taylor vs San Francisco (3/15/90)  
 3, Danny Ainge vs UCLA (3/14/81)  
 3, Danny Ainge vs Notre Dame (3/19/81)  
 3, Andy Toolson vs Clemson (3/15/90)  
 3, Travis Hansen vs. UConn (3/20/03)  
 3, Jackson Emery vs. Gonzaga (3/19/11)  
 3, Kyle Collinsworth vs. Gonzaga (3/19/11)

**MINUTES**

46, Jimmer Fredette vs. Florida (3/18/10)-20T  
 44, Jimmer Fredette vs. Florida (3/24/11)-OT  
 42, Noah Hartsock vs. Florida (3/24/11)-OT  
 42, Michael Smith vs NC Charlotte (3/17/88)-OT  
 40, Jackson Emery vs. Florida (3/18/10)-20T  
 40, Fred Roberts vs Princeton (3/12/81)  
 40, Danny Ainge vs Princeton (3/12/81)  
 40, Steve Trumbo vs Notre Dame (3/19/81)  
 40, Danny Ainge vs Notre Dame (3/19/81)  
 40, Andy Toolson vs Clemson (3/15/90)  
 40, Gary Trost vs SMU (3/18/93)  
 40, Luiz Lemes vs. Syracuse (3/18/04)  
 40, Jimmer Fredette vs. Wofford (3/17/11)  
 40, Jackson Emery vs. Wofford (3/17/11)

**CAREER POINTS**

Jimmer Fredette - 184  
 Danny Ainge - 107  
 Kresimir Cosic - 89  
 Michael Smith - 80  
 Bernie Fryer - 75  
 Fred Roberts - 75  
 Devin Durrant - 67  
 Jim Usevitch - 63  
 Jackson Emery - 62  
 Jeff Chatman - 61  
 Steve Kelly - 58  
 Noah Hartsock - 58  
 Russell Larson - 57  
 Nick Sanderson - 52  
 Gary Trost - 46  
 Alan Taylor - 43  
 Nate Call - 40  
 Mark Bigelow - 39  
 John Fairchild - 39  
 Steve Craig - 38  
 Marty Haws - 37  
 Jonathan Tavernari - 37  
 Lee Cummar - 36  
 Phil Tollestrup - 32  
 Rafael Araujo - 30  
 Mike Gardner - 30  
 Jared Miller - 30  
 Jim Miller - 30  
 Steve Kramer - 28  
 Bob Quinney - 28  
 Michael Loyd, Jr. - 28  
 Charles Abouo - 28  
 Andy Toolson - 27  
 Mark Heslop - 26  
 Steve Schreiner - 26  
 Steve Trumbo - 26  
 Kevin Nixon - 24  
 Doug Richards - 24  
 Kenneth Roberts - 24  
 Scott Runia - 24  
 Brian Taylor - 24  
 Keena Young - 24  
 Tyler Haws - 24  
 Trent Plaisted - 22  
 Greg Kite - 20  
 Stephen Rogers - 17  
 Logan Magnusson - 16  
 Kyle Collinsworth - 13  
 Chris Miles - 8  
 Sam Burgess - 6  
 Brandon Davies - 5  
 James Anderson - 4



**Official Basketball Box Score -- Game Totals -- Final Statistics**  
**San Diego vs BYU**  
**03/02/12 8:30pm at Zappos.com WCC Championships**

**San Diego 68 • 13-18**

##	Player	Total			3-Ptr			Rebounds			PF	TP	A	TO	Blk	Stl	Min
		FG-FGA	FG-FGA	FT-FTA	FG-FGA	FG-FGA	FT-FTA	Off	Def	Tot							
00	ANDERSON, Christopher *	6-9	1-2	1-1	2	4	6	0	14	6	2	0	4	34			
01	DEE, Johnny	3-11	2-7	1-2	0	0	0	2	9	1	1	0	0	29			
25	FAJEMISIN, Simi	0-0	0-0	1-2	0	2	2	4	1	0	2	0	1	14			
32	RANCIFER, Ken	1-5	0-2	0-0	0	0	0	1	2	1	1	1	0	25			
40	KRAMER, Dennis	1-3	1-7	6-8	1	8	9	2	17	2	4	0	0	32			
03	NORRIS, Darian	2-5	1-3	0-0	0	1	1	1	5	0	2	0	2	24			
20	MILES, Cameron	1-2	0-0	0-0	0	1	1	0	2	3	1	0	0	10			
31	SINIS, John	2-4	1-2	0-0	1	1	2	2	5	0	0	0	0	9			
34	MANRESA, Chris	6-6	0-0	1-3	1	5	6	4	13	1	5	0	0	23			
	Team				2	1	3										
	Totals	26-55	6-23	10-16	7	23	30	16	68	14	18	1	7	200			

FG % 1st Half: 13-26 50.0% 2nd half: 13-29 44.8% Game: 26-55 47.3%  
 3FG % 1st Half: 1-9 11.1% 2nd half: 5-14 35.7% Game: 6-23 26.1%  
 FT % 1st Half: 7-10 70.0% 2nd half: 3-6 50.0% Game: 10-16 62.5%

**BYU 73 • 25-7**

##	Player	Total			3-Ptr			Rebounds			PF	TP	A	TO	Blk	Stl	Min
		FG-FGA	FG-FGA	FT-FTA	FG-FGA	FG-FGA	FT-FTA	Off	Def	Tot							
00	DAVIES, Brandon	6-9	1-1	3-8	0	5	5	4	16	1	1	0	1	25			
01	ABOUO, Charles	4-4	1-1	2-2	3	4	7	4	11	1	2	0	0	37			
10	CARLINO, Matt	3-9	2-4	0-0	0	1	1	4	8	7	9	1	1	29			
13	ZYLSTRA, Brock	5-8	2-3	0-0	0	6	6	2	12	2	1	1	4	35			
20	WINDER, Anson	1-5	1-4	0-0	0	2	2	1	3	0	2	0	2	20			
02	CUSICK, Craig	1-2	0-1	0-0	0	2	2	0	2	3	2	0	1	24			
12	SHARP, Josh	0-1	0-0	0-0	0	0	0	0	0	0	0	0	0	1			
21	ROGERS, Stephen	0-0	0-0	0-0	0	0	0	0	0	0	0	0	0	1			
33	AUSTIN, Nate	1-2	0-0	0-0	1	1	2	2	3	0	0	1	1	13			
34	HARTSOCK, Noah	8-13	0-1	3-4	1	4	5	0	19	0	0	2	0	27			
	Team				1	0	1										
	Totals	29-53	7-15	8-14	6	25	31	17	73	17	17	5	10	200			

FG % 1st Half: 14-28 50.0% 2nd half: 15-25 60.0% Game: 29-53 54.7%  
 3FG % 1st Half: 4-9 44.4% 2nd half: 3-6 50.0% Game: 7-15 46.7%  
 FT % 1st Half: 2-2 100.0 2nd half: 6-12 50.0% Game: 8-14 57.1%

Officials: Scott Harris, Sam Haddad, Mike Peterson  
 Technical fouls: San Diego-None. BYU-None.  
 Attendance: 5037

Score by periods	1st	2nd	Total
San Diego	34	34	68
BYU	34	39	73

Last FG - USD 2nd-01:40, BY 2nd-05:38.  
 Largest lead - USD by 2 2nd-19:51, BY by 9 2nd-05:38.

Score tied - 5 times.  
 Lead changed - 4 times.

**COUGARS DEFEAT SAN DIEGO**

LAS VEGAS – In its first ever West Coast Conference tournament game, the BYU men’s basketball team survived a close one against the San Diego Toreros and moved on to the WCC semi-finals with a 73-68 win Thursday at the Orleans Arena.

The game came down to the wire, as San Diego refused to let BYU pull away in the final minutes. After the Toreros narrowed the lead to three at 71-68, the Cougars held USD scoreless for the final 1:37 to preserve the victory. Senior Noah Hartsock hit two key free throws with 6.5 seconds remaining to put the game out of San Diego’s reach. Hartsock led the Cougars with 19 points, including 15 in the second half, in his first game back from a knee injury.

Junior Brandon Davies added 16 points, including 12 in the second half, while junior Brock Zylstra scored 12 and grabbed a team-high six rebounds. Senior Charles Abouo also hit double digits with 11 points on 4-of-4 shooting. Zylstra helped the Cougars jump out to an early lead by hitting his first three shots and scoring the first seven BYU points. Davies added four points following Zylstra’s strong opening to put BYU up 11-4 within the first four minutes.

San Diego tied the game for the first time at the 6:40 mark with a steal and a fast break layup. The Toreros scored nine points on eight first-half BYU turnovers. The Cougars responded to San Diego’s outburst with a 7-0 run before the Toreros ended the half with six straight points to tie the game at 34. Zylstra and Abouo scored 10 and nine points, respectively, to lead BYU in the opening half.

The Toreros took their first lead of the game with the first bucket of the second half to go up 36-34. Hartsock and Davies then combined to hit their next eight field goals to put BYU up 53-46 with 14:00 remaining. The post duo scored 18 of the Cougars’ first 20 second-half points.

BYU pushed the lead to a game-high nine points at 68-59 with a 9-2 run with just over five minutes remaining. The Toreros slowly chipped away at the lead and had a shot to tie the game at 71 with less than 10 seconds remaining but missed a 3-pointer from the top of the key.

**Official Basketball Box Score -- Game Totals -- Final Statistics**  
**BYU COUGARS vs GONZAGA BULLDOGS**  
**03/03/12 8:30pm at LAV VEGAS, NV - ORLEANS ARENA**

**BYU COUGARS 58 • 25-8**

##	Player	Total			3-Ptr			Rebounds			PF	TP	A	TO	Blk	Stl	Min
		FG-FGA	FG-FGA	FT-FTA	FG-FGA	FG-FGA	FT-FTA	Off	Def	Tot							
00	DAVIES, Brandon	7-11	0-0	3-8	0	2	2	4	17	1	3	2	0	30			
01	ABOUO, Charles	3-9	1-5	5-7	4	6	10	3	12	1	1	0	0	36			
10	CARLINO, Matt	4-12	2-5	2-2	0	3	3	2	12	4	5	0	1	33			
13	ZYLSTRA, Brock	1-5	0-2	1-2	1	4	5	1	3	0	0	1	1	31			
20	WINDER, Anson	0-1	0-1	0-0	0	0	0	0	2	0	0	1	0	8			
02	CUSICK, Craig	0-2	0-1	0-0	0	1	1	0	0	0	0	0	0	10			
12	SHARP, Josh	0-0	0-0	0-0	0	1	1	0	0	0	0	0	0	2			
14	MARTINEAU, Nick	0-0	0-0	0-0	0	0	0	0	0	0	0	0	0	1			
21	ROGERS, Stephen	0-1	0-1	0-0	0	1	1	0	0	0	0	1	0	5			
24	HARRISON, Damarcus	0-0	0-0	0-0	0	0	0	0	0	0	0	0	0	1			
33	AUSTIN, Nate	1-3	0-1	0-0	2	2	4	5	2	1	0	0	0	13			
34	HARTSOCK, Noah	4-9	0-1	4-5	0	1	1	12	1	12	2	2	1	30			
	Team				1	2	3										
	Totals	20-53	3-18	15-24	8	23	31	19	58	8	13	4	4	200			

FG % 1st Half: 8-25 32.0% 2nd half: 12-28 42.9% Game: 20-53 37.7%  
 3FG % 1st Half: 1-10 10.0% 2nd half: 2-8 25.0% Game: 3-18 16.7%  
 FT % 1st Half: 9-11 81.8% 2nd half: 6-13 46.2% Game: 15-24 62.5%

**GONZAGA BULLDOGS 77 • 25-5**

##	Player	Total			3-Ptr			Rebounds			PF	TP	A	TO	Blk	Stl	Min
		FG-FGA	FG-FGA	FT-FTA	FG-FGA	FG-FGA	FT-FTA	Off	Def	Tot							
10	EDI, Guy Landry	4-8	1-4	2-3	1	0	1	2	11	1	0	0	2	37			
20	HARRIS, Elias	4-8	1-2	1-2	1	14	15	3	10	3	3	1	0	33			
00	SACRE, Robert	3-5	0-0	1-3	2	3	5	3	7	0	1	0	1	28			
04	PANGOS, Kevin	10-17	5-9	5-6	1	2	3	30	4	1	0	1	33				
05	BELL JR., GARY	3-8	0-0	1-2	0	5	5	1	7	4	2	0	0	33			
02	CARTER, Marquise	2-2	0-0	1-1	0	1	1	0	5	1	1	0	0	7			
11	STOCKTON, David	0-0	0-0	1-2	0	0	0	1	1	1	0	0	0	6			
15	SPANGLER, Ryan	1-1	0-0	0-0	0	0	0	1	2	0	0	0	0	3			
22	MOENINGHOFF, Mathis	0-0	0-0	0-0	0	1	1	0	0	0	0	1	0	1			
25	KEITA, Mathis	0-0	0-0	0-0	0	0	0	0	0	0	0	1	0	1			
30	HART, Mike	1-1	0-0	0-0	1	2	3	0	2	0	1	0	0	9			
35	DOWER, Sam	1-3	0-0	0-0	0	1	1	4	2	1	0	0	0	9			
	Team				1	1	2										
	Totals	29-53	7-15	12-19	7	30	37	17	77	15	13	2	4	200			

FG % 1st Half: 15-27 55.6% 2nd half: 14-26 53.8% Game: 29-53 54.7%  
 3FG % 1st Half: 4-8 50.0% 2nd half: 3-7 42.9% Game: 7-15 46.7%  
 FT % 1st Half: 4-7 57.1% 2nd half: 8-12 66.7% Game: 12-19 63.2%

Officials: Ken Ditty, Gregory Nixon, Michael Eggers  
 Technical fouls: BYU COUGARS-TEAM. GONZAGA BULLDOGS-None.  
 Attendance: 7828

Semifinal Zappos.com West Coast Conference Championship  
 Gonzaga in WCC title game for 15th straight year...Will play Saint Mary's in the championship for the fourth straight season Monday at 6 p.m. PT...GU has won 2 of last 3 meetings, GU winning in 2009 and 2011.

Score by periods	1st	2nd	Total
BYU COUGARS	26	32	58
GONZAGA BULLDOGS	38	39	77

Last FG - BYU 2nd-02:10, GON 2nd-03:45.  
 Largest lead - BYU None, GON by 21 2nd-04:15.

Points  
 BYU 18 9 7 2 14  
 GON 38 15 9 6 12

Score tied - 1 time.  
 Lead changed - 0 times.

**COUGARS FALL TO GONZAGA**

LAS VEGAS – Four Cougars scored in double figures as the BYU men’s basketball team fell 77-58 to the Gonzaga Bulldogs in the West Coast Conference tournament semifinals on Saturday.

Junior Brandon Davies led the way for BYU with 17 points on 7-for-11 shooting. Charles Abouo, Noah Hartsock and Matt Carlino scored 12 points apiece. Abouo also grabbed 10 rebounds to finish with a double-double.

The Cougars went 3 of 18 from beyond the arc, 20 of 53 from the field and 15 of 24 from the free-throw line. Freshman Kevin Pangos paced the Bulldogs with 30 points and five treys. Gonzaga finished the game 29 of 53 from the field and 7 of 15 from beyond the 3-point line.

Gonzaga jumped out to a 19-5 lead in the first six minutes of the half as BYU was unable to hit shots on the offensive end. The Cougars shot 8 for 25 and 1 for 10 from three in the opening 20 minutes.

After falling behind 30-12 following a technical foul at the 7:40 mark, the Cougars fought back to get within 10 at 34-24 with just over two minutes to play. Abouo keyed the run with back-to-back three-point plays.

Abouo and Davies each scored seven points to lead BYU in the first half. The Cougars trailed 38-26 heading into the locker room.

Davies scored eight of the first 10 for the Cougars in the second half to keep BYU within 10 points. Despite Davies’ efficiency, BYU was unable to get within single digits for the remainder of the game.

Carlino hit two 3s in just over two minutes to get BYU within 11 with 9:54 left in the game. Gonzaga responded every time the Cougars narrowed the deficit and expanded the lead to 20 at 69-49 with an 11-2 run with 5:45 left in the game.



**Official Basketball Box Score -- Game Totals -- Final Statistics**  
**Wofford vs BYU**  
**3/17/11 5:15 p.m. at Denver, Colo. (Pepsi Center)**  
**Wofford 66 • 21-13**

#	Player	Total		3-Pr		Rebounds		PF	TP	A	T	Bk	Stl	Min	
		FG	FGA	FT	FTA	Off	Def								Total
41	JOHNSON, Tim	1	0-2	0-0	2-2	4	7	11	2	2	3	2	0	1	31
44	DANMANN, Noah	6	6-10	0-0	10-15	2	7	9	2	22	0	4	0	1	34
45	RUNDLES, Cameron	0	5-14	1-9	0-0	0	3	3	4	11	3	1	0	0	34
5	DIGGS, Jamar	0	5-14	1-4	3-3	0	3	3	4	14	1	1	2	2	35
9	LOESING, Brad	3	3-6	1-5	0-0	0	2	2	4	7	2	2	0	0	35
62	PARKER, Nathan	0	0-0	0-0	0	0	0	0	0	0	0	0	0	0	4
10	GILNER, Kevin	0	1-0	0-0	0	0	0	0	0	0	0	0	0	0	13
21	CROWELL, Drew	0	0-0	0-0	0	0	0	0	0	0	0	0	0	0	1
20	MARTIN, Terry	3	5-5	1-1	3-4	1	2	3	1	10	2	1	2	0	13
<b>Team</b>															
<b>Totals</b>			22-56	4-19	18-24	7	29	36	20	66	12	13	4	4	200

FG % 1st Half: 11-26 42.3% 2nd half: 11-30 36.7% Game: 22-56 39.2%  
 3FG % 1st Half: 1-6 16.7% 2nd half: 1-13 23.1% Game: 4-19 21.1%  
 FT % 1st Half: 6-10 60.0% 2nd half: 12-14 85.7% Game: 18-24 75.0%

**BYU 74 • 31-4**

#	Player	Total		3-Pr		Rebounds		PF	TP	A	T	Bk	Stl	Min	
		FG	FGA	FT	FTA	Off	Def								Total
01	ABDOU, Charles	1	3-8	0-3	4-4	0	5	5	10	1	2	0	1	16	
34	HARTSOCK, Noah	0	4-6	2-3	0-0	1	4	5	4	10	0	1	2	31	
44	EMERY, Jackson	0	2-8	0-4	4-4	2	3	5	1	8	3	1	0	24	
31	COLLINSWORTH, Kyle	0	1-5	0-0	0	2	3	8	11	3	2	3	2	0	35
12	FREDETTE, Jimmer	9	10-25	2-9	10-12	0	4	4	2	32	7	4	0	0	40
12	MAGNUSON, Logan	3	6-5	2-3	2-2	3	4	7	3	10	0	0	0	0	26
15	ANDERSON, James	1	2-0	0-0	0	0	0	0	0	3	2	0	0	0	9
21	ROGERS, Stephen	0	0-1	0-0	0	0	1	0	1	0	0	0	0	0	3
<b>Team</b>															
<b>Totals</b>			24-61	6-22	20-24	10	29	39	22	74	14	10	1	9	200

FG % 1st Half: 12-25 48.0% 2nd half: 12-26 46.2% Game: 24-61 39.3%  
 3FG % 1st Half: 4-15 26.7% 2nd half: 2-7 28.6% Game: 6-22 27.3%  
 FT % 1st Half: 5-6 83.3% 2nd half: 15-18 83.3% Game: 20-24 83.3%

Officials: Tom Eades, Kelly Self, Dennis Epley  
 Technical fouls: Wofford-None, BYU-ANDERSON, James.  
 Attendance:  
 Second Round - 2011 NCAA Division I Men's Championships

Score by periods	1st		2nd		Total
	Wofford	BYU	Wofford	BYU	
BYU	33	41	74		

Last FG - Wofford 00:01, BYU 01:43.  
 Largest lead - Wofford 4 at 18:38, BYU by 14 at 03:47.  
 Lead changed - 5 times.

**BYU VS. WOFFORD, NCAA SECOND ROUND**

DENVER, Colo. (Mar. 17, 2011) - For the second-straight year, the No. 3 seeded BYU men's basketball team advanced in the NCAA Tournament, defeating No. 14 seed Wofford 74-66 Thursday at the Pepsi Center in Denver.

Senior guard Jimmer Fredette scored a game-high 32 points on 10-of-25 shooting, adding eight assists and five rebounds. Charles Abouo, Noah Hartsock and Logan Magnuson each joined Fredette in double figures, posting 10 points apiece, with Magnuson adding seven rebounds and Abouo and Hartsock adding five boards each.

The Cougars grabbed the early 7-6 lead on a Fredette layup in the first four minutes of play. Hartsock scored three points and added a block during that stretch. Hartsock's block moved him into fourth place all-time at BYU with the 120th of his career.

However, the Terriers fought back and would tie the score at 17 with 8:03 remaining in the first half on the heels of a 7-0 run. The Cougars would retake the lead after finishing the first half with a 12-4 run to give BYU a 33-29 edge.

Fredette led the Cougars in the first half with 15 points on 5-of-12 shooting and five assists, while Hartsock added 10 points on 4-of-5 shooting, with four rebounds, two steals and two blocks. Freshman Kyle Collinsworth grabbed seven rebounds in the first half, just three shy of his career high. He would set a new career high in the second half, finishing with 11 rebounds on the night.

BYU went on a 6-2 run to begin the second half and take a 39-32 lead. Fredette continued to lead the Cougars, starting the second half with eight points in the first six minutes of the second frame.

A three-pointer by Magnuson at the 7:56 mark gave the cougars a 55-47 lead and Fredette his seventh assist of the game. Magnuson scored eight of his 10 points in the second half.

Before fouling out at the 1:51 mark, Abouo scored 10 points, all in the second half, while adding five rebounds and one steal on the night.

A free throw at the 2:58 mark added to Fredette's game-high total of 32 and gave the Cougars their biggest lead of the night, a 14-point 67-53 advantage. Fredette now has 1,002 points this season to become the first BYU player with 1,000 points in one season.

**Official Basketball Box Score -- Game Totals -- Final Statistics**  
**Gonzaga vs BYU**  
**03/19/11 5:55 p.m. at Denver, Colo. (Pepsi Center)**  
**Gonzaga 67 • 25-10**

#	Player	Total		3-Pr		Rebounds		PF	TP	A	T	Bk	Stl	Min	
		FG	FGA	FT	FTA	Off	Def								Total
26	HARRIS, Robert	1	6-12	0-1	2-2	2	9	9	16	0	2	1	1	28	
00	SACRE, Elias	0	0-0	0-0	7-9	2	5	7	3	17	1	5	4	1	28
00	CARTER, Marguise	0	0-6	0-1	0	4	9	2	0	4	1	0	0	31	
00	OSDON, Demetri	0	0-0	0-0	0	0	0	0	0	0	0	0	0	19	
4	GRAY, Steven	0	6-16	2-5	4-4	0	3	4	8	7	3	1	0	38	
16	AROP, Mangisto	0	0-0	0-0	0	0	0	0	0	0	0	0	0	1	
11	STOCKTON, David	0	0-0	0-0	0	0	0	0	0	0	0	0	0	1	
13	GILYUK, Kelly	2-3	0-0	1-2	0	2	2	0	5	0	0	0	0	10	
21	MOENNINGER, Mathi	0-0	0-0	0	0	2	2	0	4	0	0	0	0	8	
26	KEITA, Mathis	0-1	0-0	0-0	0	0	0	0	0	0	0	0	0	2	
30	HART, Mike	0-1	0-0	0-0	1	1	0	0	0	0	0	0	0	3	
35	DOWER, Sean	3-6	0-0	2-2	3	1	4	2	6	0	1	0	0	14	
<b>Team</b>															
<b>Totals</b>			24-57	2-9	17-21	12	24	36	19	67	18	15	5	4	200

FG % 1st Half: 13-23 56.5% 2nd half: 11-24 45.8% Game: 24-57 42.2%  
 3FG % 1st Half: 1-7 14.3% 2nd half: 1-2 50.0% Game: 2-9 22.2%  
 FT % 1st Half: 1-1 100.0% 2nd half: 6-8 75.0% Game: 17-21 81.0%

**BYU 89 • 32-4**

#	Player	Total		3-Pr		Rebounds		PF	TP	A	T	Bk	Stl	Min	
		FG	FGA	FT	FTA	Off	Def								Total
01	ABDOU, Charles	1	3-7	0-2	2-2	0	4	3	8	1	2	1	2	26	
34	HARTSOCK, Noah	1	5-9	3-3	0-0	1	2	3	13	2	0	1	1	20	
44	EMERY, Jackson	0	6-11	3-8	1-2	0	3	3	16	4	0	0	3	37	
31	COLLINSWORTH, Kyle	0	2-5	0-1	2-3	1	6	7	6	2	2	1	3	34	
12	FREDETTE, Jimmer	9	11-23	7-12	5-5	0	2	2	0	34	6	0	0	39	
12	MAGNUSON, Logan	0-1	0-0	0-0	0	1	4	0	1	0	0	0	0	1	
15	ANDERSON, James	1-2	0-0	0-0	0	0	0	0	0	0	0	0	0	1	
21	ROGERS, Stephen	3-4	1-2	3-3	0	3	1	10	0	1	0	1	0	11	
<b>Team</b>															
<b>Totals</b>			31-59	14-28	13-15	4	23	27	19	89	17	8	6	10	200

FG % 1st Half: 15-28 53.6% 2nd half: 16-31 51.6% Game: 31-59 52.5%  
 3FG % 1st Half: 9-17 52.9% 2nd half: 5-11 45.5% Game: 14-28 50.0%  
 FT % 1st Half: 6-7 85.7% 2nd half: 7-8 87.5% Game: 13-15 86.7%

Officials: Les Jones, Tom Eades, Tony Greene  
 Technical fouls: Gonzaga-None, BYU-None.  
 Attendance: 1928  
 Third Round - 2011 NCAA Division I Men's Championships

Score by periods	1st		2nd		Total
	Gonzaga	BYU	Gonzaga	BYU	
BYU	45	44	89		

Last FG - Gonzaga 00:18, BYU 01:16.  
 Largest lead - Gonzaga by 3 at 11:56, BYU by 24 at 01:16.  
 Lead changed - 9 times.

**BYU VS. GONZAGA, NCAA THIRD ROUND**

DENVER, Colo. (Mar. 19, 2011) - BYU men's basketball advanced to the Sweet 16 in the NCAA tournament for the first time since 1981 with a convincing 89-67 victory over Gonzaga in Denver on Saturday.

Jimmer Fredette led the Cougars with 34 points and six assists. Three other players contributed double-digit points as Jackson Emery and Noah Hartsock scored 16 and 13 points, respectively, while Stephen Rogers added 10. Hartsock shot a perfect 5-for-5 from the field and 3-for-3 from long-range. Meanwhile, it was the freshman Kyle Collinsworth who led the BYU rebounding effort with seven.

Despite trailing 2-0 off an early bucket by the Bulldogs, the Cougars proceeded to go on a 5-0 run to take an 8-4 lead off an Emery three followed by a Charles Abouo basket. Emery would go on to hit two more treys in the first half and Fredette converted 4-for-6 from behind the arc.

BYU's post presence was plagued early as Hartsock got called for two fouls in the first five minutes of play. Rogers and James Anderson came into the game and played valuable minutes as Rogers scored 10 first half points and Anderson added two blocks.

BYU took their largest lead of the first half with 1:10 remaining as Collinsworth made a jumper to give the Cougars a nine-point advantage. Gonzaga would score two more from the free throw line to make the halftime score 45-38.

The Cougars opened up the second half with an 11-2 run to extend their lead to 17. The Bulldogs battled back, and with 12:24 remaining, Steven Gray hit a three-pointer to cut the BYU lead to eight and cap a 7-0 run while forcing Cougar head coach Dave Rose to call a timeout. BYU came out of the huddle and immediately stopped the Gonzaga run with an Emery jumper.

Fredette and Hartsock hit back-to-back threes to give the Cougars a 20-point lead with 8:17 remaining. BYU never let up and with 4:41 to play, an and-one lay up by Fredette followed by a Hartsock steal and dish to Emery for a layup gave the Cougars their largest lead of the night, 82-59.

After another Hartsock three-pointer, and with just over a minute to play, Rose cleared the BYU bench en route to an 89-67 win.

**Official Basketball Box Score -- Game Totals -- Final Statistics**  
**BYU vs Florida**  
**03/24/11 6:27 p.m. at New Orleans, La. (New Orleans Arena)**  
**BYU 74 • 32-5**

#	Player	Total		3-Pr		Rebounds		PF	TP	A	T	Bk	Stl	Min	
		FG	FGA	FT	FTA	Off	Def								Total
34	HARTSOCK, Noah	1	3-9	1-4	2-2	3	5	8	1	9	2	1	1	32	
01	ABDOU, Charles	0	2-9	0-3	2-2	1	0	3	0	3	1	0	1	40	
04	EMERY, Jackson	0	3-8	3-7	0-0	1	2	3	9	1	1	0	2	33	
31	COLLINSWORTH, Kyle	0	2-4	0-0	1-2	3	12	15	3	5	1	2	0	38	
12	FREDETTE, Jimmer	9	11-29	3-15	7-7	0	2	3	32	5	6	0	1	44	
12	MAGNUSON, Logan	2-4	1-2	1-1	2	3	4	6	2	2	0	0	0	20	
13	ZYLSTRA, Brock	0-0	0-0	0-0	0	0	0	0	0	0	0	0	0	1	
15	ANDERSON, James	0-1	0-0	0-0	1	1	2	0	0	0	0	0	0	1	
21	ROGERS, Stephen	2-7	2-6	1-2	4	4	2	7	0	0	0	0	0	17	
<b>Team</b>															
<b>Totals</b>			25-71	10-37	14-16	11	30	42	19	74	13	12	1	11	225

FG % 1st Half: 14-35 40.0% 2nd half: 9-30 30.0% OT: 2-6 33.3% Game: 25-71 35.2%  
 3FG % 1st Half: 5-17 29.4% 2nd half: 5-16 31.3% OT: 0-4 0.0% Game: 10-37 27.0%  
 FT % 1st Half: 3-3 100.0% 2nd half: 9-11 81.8% OT: 2-2 100.0% Game: 14-16 87.5%

**Florida 83 • 29-7**

#	Player
---	--------

**BYU SERIES VS. IONA**

Tuesday's game against Iona in Dayton, Ohio, will be the first meeting between the Cougars and Gaels.

**COMPARING THE STATS**

Season Averages Overall	BYU	Iona
Points Scored/Game	78.2	83.2
Points Allowed/Game	66.6	72.6
FG Percentage	.468	.504
FG Percentage Defense	.412	.450
3FG Percentage	.342	.393
3FG/Game	6.6	7.8
3FG Percentage Defense	.311	.354
FT Percentage	.705	.716
Rebounds/Game	38.5	34.8
Rebounds Allowed/Game	34.2	33.8
Assists/Game	17.0	19.3
Turnovers	13.2	14.2
Steals/Game	8.5	7.2
Blocks/Game	4.3	2.1

**IONA'S PROBABLE STARTERS**

Name	Ht.	Pos.	Ppg	Rpg
Mike Glover	6-7	F	18.5	9.0
Lamont Jones	6-0	G	16.0	3.2
Scott Machado	6-1	G	13.6	9.9 (apg)
Taaj Ridley	6-7	F	6.9	4.1
Sean Armand	6-3	G	9.5	2.1

**BY THE NUMBERS**

**6** The number of times a BYU freshman has scored 30 points in a game. Danny Ainge owns the freshman record with 36 points (at Idaho State, 12/3/77) and he also had a 33-point game (Arizona State, 1/21/78) his first season as a Cougar. Mark Bigelow scored 33 at Washington State (12/8/98), Mekeli Wesley scored 31 vs. Washington (12/9/97) and UTEP (2/28/98) and Matt Carlino joined the club with 30 points at San Francisco on Feb. 16, 2012.

**6** The number of different players who have scored 20-plus points in a single game this season. Brandon Davies - eight times including a career-best 29 at Pepperdine; Charles Abouo - twice with a season-best 23 vs. Pepperdine; Noah Hartsock - 11 times with a career-high 28 vs. LMU; Brock Zylstra - four times with a career-best 26 vs. Buffalo; Anson Winder - 20 vs. Buffalo and Matt Carlino - three times with a career-high and team season-high 30 at San Francisco.

**7** The number of double-doubles for Brandon Davies this season. His latest was a 23-point, 10-rebound effort at Gonzaga. The seven double-doubles also include BYU's first 20-20 game since 1975 when he posted 21 points and 22 rebounds vs. San Diego.

**7** The number of 20-win seasons for BYU head coach Dave Rose, including this season. He is the only coach in BYU history to begin his career with seven-straight 20-win seasons and the only coach with a total of seven 20-win seasons. Rose also has six 25-win seasons, a program record.

**53** The number of free throw attempts for BYU at Portland, a program record. The previous mark was 52 vs. Weber State in 1997. The Cougars hit 38 free throws at Portland, two off the record of 40 made against Weber State in 1997.

**58.5** BYU's shooting percentage at Santa Clara (31 of 53), its best percentage of the season. The Cougars hit 59.1 percent in the first half and 58.1 percent in the second half. The team's previous best this season was 56.9 percent (33 of 58) against Santa Clara at home. BYU has shot 50.0 percent or better from the field 11 times this season.

**60.8** The percentage of field goals BYU has assisted on this season (562 assists on 924 field goals). The Cougars set their season best ratio with assists on 93.1 percent of their field goals against San Francisco (27 assists on 29 field goals) — the third-best ratio in program history.

**112** BYU's win total the last four seasons (25 in 2008-09, 30 in 2009-10, 32 in 2010-11, 25 this season). Charles Abouo has played in all 112 to tie Jimmer Fredette (112). Noah Hartsock is also a member of the 100-win club with 106 wins played in along with Jackson Emery (106) and Jonathan Tavernari (103).

**174** The number of career blocks for senior Noah Hartsock, third all-time in program history. Hartsock had a season-best four blocks vs. Wisconsin, vs. Oregon and at Utah. Greg Kite is first with 208 blocks, Shawn Bradley is second with 177 and Russell Larson is fourth with 166.

**184** BYU head coach Dave Rose's win total. He is second all-time in career wins at BYU behind Stan Watts (371 victories from 1949-72), a member of the Basketball Hall of Fame. Rose is first all-time in winning percentage at .780.

**BYU CONFERENCE TOURNAMENT HISTORY**

3/9/84	v. New Mexico (El Paso)	55-64 L
3/04/85	Air Force (Provo)	79-82 L
3/06/86	v. New Mexico	68-79 L
3/05/87	v. Air Force (Albuquerque)	82-79 (OT) W
3/06/87	at New Mexico	86-93 L
3/10/88	Hawaii (Provo)	76-74 W
3/11/88	UTEP	63-66 L
3/10/89	v. Hawaii (Salt Lake City)	69-72 L
3/8/90	v. Utah (El Paso)	61-62 (OT) L
3/7/91	v. CSU (Laramie)	69-56 W
3/8/91	v. Hawaii	73-71 (OT) W
3/9/91	v. Utah	51-49 (OT) W
3/12/92	v. Air Force (Fort Collins)	72-51 W
3/13/92	v. Utah	75-62 W
3/14/92	v. UTEP	73-71 W
3/11/93	v. Hawaii (Salt Lake City)	85-71 W
3/12/93	v. New Mexico	59-68 L
3/10/94	v. Utah (Salt Lake City)	96-65 W
3/11/94	v. Fresno State	87-72 W
3/12/94	v. Hawaii	66-73 L
3/9/95	v. CSU (Albuquerque)	73-75 L
3/7/96	v. CSU (Albuquerque)	84-100 L
3/3/98	v. Tulsa (Las Vegas)	56-59 L
3/2/99	v. TCU (Las Vegas)	90-74 W
3/4/99	v. Utah	62-81 L
3/9/00	v. New Mexico (Las Vegas)	55-43 W
3/10/00	v. Utah	58-54 W

3/11/00	at UNLV	56-79 L
3/8/01	v. Air Force (Las Vegas)	69-54 W
3/9/01	v. Wyoming	77-66 W
3/10/01	v. New Mexico	69-65 W
3/7/02	v. San Diego State (Las Vegas)	51-62 L
3/13/03	v. New Mexico (Las Vegas)	71-56 W
3/14/03	v. Colorado State (OT)	80-86 L
3/11/04	v. Wyoming (Denver)	79-74 W
3/12/04	v. Utah	51-54 L
3/10/05	v. New Mexico (Denver)	71-85 L
3/9/06	v. Utah (Denver)	70-74 L
3/8/07	v. TCU (in Las Vegas)	77-64 W
3/9/07	v. Wyoming	96-84 W
3/10/07	at UNLV	70-78 L
3/13/08	v. Colorado State (Las Vegas)	89-62 W
3/14/08	v. San Diego State	63-54 W
3/15/08	at UNLV	61-76 L
3/12/09	v. Air Force (Las Vegas)	80-69 W
3/13/09	v. San Diego State	62-64 L
3/11/10	v. TCU (Las Vegas)	95-85 W
3/12/10	at UNLV	66-70 L
3/10/11	vs. TCU (Las Vegas)	64-58 W
3/11/11	vs. New Mexico	87-76 W
3/12/11	vs. San Diego State	54-72 L
3/2/12	vs. San Diego	73-68 W
3/2/12	vs. Gonzaga	58-77 W

**BYU CONFERENCE TOURNAMENT BREAKDOWN**

Conference Tournament Record	28-25
First Round Record	17-11
Second Round Record	8-9
Championship Finals Record	3-5
WAC Tournament Record (1984-1999)	12-13
MWC Tournament Record (2000-2011)	15-11
WCC Tournament Record (2012)	1-1
Tournament Record (NEUTRAL)	27-18
Tournament Record (HOME)	1-2
Tournament Record (AWAY)	0-5

**BYU PLAYERS NAMED ALL-TOURNAMENT (MWC)**

2000	Terrell Lyday, Jr., Guard
2001	Mekeli Wesley, Sr. Forward -- MVP
	Terrell Lyday, Sr., Guard
2004	Rafael Araujo, Sr., Center
2007	Lee Cumnard, So., Guard
	Trent Plaisted, So., Forward/Center
	Keena Young, Sr., Forward
2008	Lee Cumnard, Jr., Guard
2009	Jimmer Fredette, So., Guard
2010	Jimmer Fredette, Jr., Guard
2011	Jimmer Fredette, Sr., Guard -- MVP



**2011-12 BYU QUICK FACTS**

**UNIVERSITY INFO**

Location: Provo, Utah 84602  
 Elevation: 4,553 feet  
 Enrollment: 32,955 (Daytime)  
 Founded: October 15, 1875  
 Owned: The Church of Jesus Christ of Latter-day Saints  
 Nickname: Cougars  
 Mascot: Cosmo  
 Colors: Blue and White  
 Arena (capacity): Marriott Center (22,700)  
 Conference: West Coast Conference  
 President: Cecil O. Samuelson (Utah, 1966)  
 Athletic Director: Tom Holmoe (BYU, 1983)  
 Athletic Website: byucougars.com  
 Tickets: 422-BYU1 or 1-800-322-BYU1

**BYU COACHING STAFF**

Head Coach: Dave Rose  
 Alma Mater (year): Houston (1983)  
 Record at School (years): 184-53 (7th year)  
 Career Division I Record (years): same  
 Basketball Office Fax: (801) 422-5965  
 Assistant Coaches (Alma Mater, year)  
     Terry Nashif (BYU, 2005)  
     Tim LaComb (Utah, 2006)  
     Mark Pope (Kentucky, 1996)  
 Dir. of Basketball Operations: Mike Hall (BYU, 2005)

**2010-11 REVIEW**

2010-11 Overall Record: 32-5  
 Conference Record/Finish: 14-2 (T-1st MWC)  
 2011 Postseason: (2-1) Lost, NCAA Regional Semifinals (New Orleans) vs. Florida, 74-83 (OT)  
 2011 Final National Ranking: 10/13

**2011-12 PREVIEW**

Lettermen Returning/Lost: 7/5  
 Newcomers: 7  
 Returning Redshirt Freshmen: 2  
 Starters Returning/Lost: 3/3  
 Returning Scoring: 38.6% (1162 of 3,012 pts)  
 Returning Rebounding: 60.0% (856 of 1,425 reb)  
 Returning Assists: 33.3% (179 of 538 ast)  
 Returning Blocks: 82.0% (123 of 150)  
 Returning Minutes: 45.2% (3,379 of 7,474)

**BYU HISTORY**

First Year of Basketball: 1903  
 Overall All-Time Record: 1665-1013 (.622)  
 Winning Seasons: 84 (last 2011)  
 Regular Season Conf. Championships: 29 (last 2011)  
 Postseason Appearances (record): 36 (26-37)  
 Total NCAA Appearances (record): 26 (14-29)  
 Last NCAA Appearance: 2011  
     Second Round: W vs. Wofford, 74-66  
     Third Round: W vs. Gonzaga, 89-67  
     Sweet 16: L vs. Florida, 74-83 (OT)  
 Total NIT Appearances (Record): 10 (12-8)  
 Last NIT Appearance: 2006  
 Result: (0-1) lost at Houston, 77-67

**1,000 AND COUNTING**

Brandon Davies and Noah Harsock both reached 1,000 career points this season. On Jan. 21, 2012, Hartssock scored 20 points at Pepperdine and became the 43rd BYU player to score 1,000 career points while Davies reached the mark against Gonzaga in the WCC semifinals.

27. Randy Reid (1992-96)	1,170
28. Kari Liimo (1966-69)	1,156
<b>29. Noah Hartssock (2008-present)</b>	<b>1,153</b>
42. Bernie Fryer (1970-72)	1,030
43. Dave Eastis (1958-61)	1,015
<b>44. Brandon Davies (2009-present)</b>	<b>1,006</b>

**OLD RELIABLE**

Since the seventh game of his sophomore season (2009-10), Noah Hartssock has started 96 of 99 games, including 30 of 33 this season. Along the way, Hartssock has climbed the rankings into BYU's top-three shot blockers and recently became the 43rd member of BYU's 1,000-point club and the fifth Cougar to play in 100 victories. He has also scored in double figures in 28 of 32 games this season.

**NO, I WON'T GET OUT OF YOUR WAY**

Junior forward Brandon Davies has made a habit of making the opposition pay when they drive to the basket. On the season he has taken 30 charges, including a season-best four at Utah State. He took three charges against BYU-Hawaii, at Saint Mary's and vs. Loyola Marymount and two charges three times. Nate Austin has taken his fair share of charges as well with a total of 27. He took three charges against Longwood, Buffalo and Saint Mary's and two four times.

**ALL-TIME BLOCKS LEADERS**

Noah Hartssock has established himself as one of the best shot blockers in BYU history. He is currently fourth all-time in program history.

Blocks	Seasons	GP	Blocks	Blocks/G
1. Greg Kite	1979-83	112	208	1.9
2. Shawn Bradley	1990-91	34	177	5.2
3. <i>Noah Hartssock</i>	<i>2008-present</i>	<i>132</i>	<i>174</i>	<i>1.3</i>
4. Russell Larson	1991-95	129	166	1.3

**THE OTHER SHOT BLOCKER**

Brandon Davies has emerged as a shot blocker this season, with 43 blocks in 33 games for an average of 1.3 per game. He has registered a block in 23 of the last 26 games.

**NEW HOME**

The 2011-12 season is BYU's first as a member of the West Coast Conference. See below for BYU's all-time record vs. its new conference and its record under Dave Rose vs. those teams.

Opponent	All-time	Rose vs.	In 11-12
Gonzaga	2-3	2-2	1-2
LMU	2-3	2-2	1-1
Pepperdine	6-4	4-0	2-0
Portland	7-0	5-0	2-0
St. Mary's	8-4	1-2	0-2
San Diego	5-0	3-0	3-0
USF	7-5	3-0	2-0
Santa Clara	17-5	2-0	2-0
<i>Total</i>	<i>54-24</i>	<i>22-6</i>	<i>13-5</i>

**WINNINGEST ACTIVE COACHES**

Dave Rose is third in career winning percentage among active coaches. See below. (as of 3/11/12)

Coach	Yrs.	W	L	Pct.
1. Roy Williams	24	672	168	.800
2. Mark Few	13	341	89	.793
3. John Calipari	20	537	153	.778
4. <i>Dave Rose</i>	<i>7</i>	<i>184</i>	<i>53</i>	<i>.776</i>
5. Thad Matta	12	319	95	.771
6. Mike Krzyzewski	37	926	288	.763
7. Bo Ryan	28	649	203	.762
8. Jamie Dixon	9	233	76	.754
9. Bill Self	19	471	157	.750
10. Jim Boeheim	36	887	303	.745



**BYU BASKETBALL ON KSL NEWSRADIO/BYU RADIO**

(102.7 FM and 1160 AM; SiriusXM 143)

The “Voice of the Cougars” is KSL Newsradio’s Greg Wrubell, in his 16th season as the play-by-play broadcaster for BYU Basketball. Joining Wrubell on the broadcasts is former Cougar letterman Mark Durrant, in his 15th year as game analyst. All game broadcasts start one hour prior to tipoff with “Cougars Pregame Live.”

**Other Ways to Listen**

Fans can listen to the radio broadcasts via ksl.com and byuradio.org, and via the KSL and KSLGameCenter apps for iPhone and Android. Those in the Marriott Center can listen to home game broadcasts by tuning their portable radios to KSL’s delay-free and static-free in-arena translator at 1100 AM.

**Network Affiliates**

- KMGR 95.9 FM - Manti, Utah
- KDXU 890 AM - St. George, Utah
- KSUB 590 AM – Cedar City, UT
- KTHK 105.5 FM - Blackfoot, Idaho Falls, Pocatello, Idaho

**“BYU BASKETBALL WITH HEAD COACH DAVE ROSE” ON KSL NEWSRADIO/BYU RADIO**

Dave Rose’s weekly radio show is broadcast live from Legends Grille on the BYU campus, Tuesdays from 7 to 8 p.m. MST. The show will feature appearances by BYU players and coaches, and a question-and-answer segment with Coach Rose.

**“BYU BASKETBALL WITH HEAD COACH DAVE ROSE” ON KSL 5 TV**

Dave Rose’s weekly television show airs Sunday evenings at 11 p.m. MST. The show will include weekly features on BYU players and coaches, and an “X’s and O’s” segment with Coach Rose.

**#winning**

BYU has achieved a high level of success under Dave Rose. See some of the accomplishments below.

- 7-consecutive 20-win seasons — a program record
- 6-consecutive 25-win seasons — a program record
- 2-consecutive 30-win seasons — a program record
- 114 wins from 2007 to 2011 — most wins in a four-year stretch in program history
- From the 2008-09 season to now, BYU has won 112 games and Charles Abouo has played in every victory and every game during that stretch
- Noah Hartsock has played in 106 of the 112 victories from 2008-09 to now (he missed six games in 2008-09 due to an ankle sprain and BYU was 5-1 in those games; he missed one game this season - a home win against Portland)
- Abouo (112) and Noah Hartsock (106) have joined Jimmer Fredette (112), Jackson Emery (106) and Jonathan Tavernari (103) as the only Cougars in program history to have played in 100 victories
- BYU advanced to the Sweet 16 in 2011 for the first time since 1981
- Under Rose, BYU has won four conference titles, finished second twice and third once
- BYU has won 12-plus conference games for seven-straight years, the longest streak in program history
- Rose is the only BYU coach to win 20-plus games in each of his first seven seasons
- BYU basketball has 11 25-win seasons in its 110-year history and Rose has been the head coach of six of those teams
- BYU played in the NCAA Tournament for five-straight seasons (2007-2011) — a program record
- BYU and Kansas are the only NCAA Division I programs to win at least 25 games in each of the last six seasons

**RECORDS SET IN 2011-12**

**CAREER RECORDS**

<b>Consecutive Games Played</b>	
1. Charles Abouo (2008-2012)	139
2. Lee Cummond (2005-09)	131
3. Mark Durrant (1989-90, 92-95)	128
<b>Games Played</b>	
1. Jimmer Fredette (2007-11)	139
1. Charles Abouo (2008-12)	139
3. Jackson Emery (2005-06, 08-11)	133
4. Jonathan Tavernari (2006-10)	132
4. Noah Hartsock (2008-12)	132
6. Lee Cummond (2005-09)	131
6. Chris Miles (2004-05, 07-10)	131
<b>Consecutive starts</b>	
8. Mekeli Wesley (1997-2001)	71
9. Chris Miles (2004-05, 07-10)	66
9. Noah Hartsock (2008-12)	66
<b>Blocks</b>	
1. Greg Kite (1979-83)	208
2. Shawn Bradley (1990-91)	177
3. Noah Hartsock (2008-12)	174
<b>Blocks Per Game</b>	
1. Shawn Bradley (1990-91)	5.2
2. Greg Kite (1979-83)	1.9
3. Noah Hartsock (2008-12)	1.318
4. Russell Larson (1991-95)	1.287

**SEASON RECORDS**

<b>Blocks</b>	
1. Shawn Bradley (1990-91)	177
2. Greg Kite (1982-83)	81
3. Greg Kite (1980-81)	71
4. Noah Hartsock (2010-11)	61
5. Alan Taylor (1979-80)	52
5. Noah Hartsock (2011-12)	52
7. Noah Hartsock (2009-10)	46
7. Trent Plaisted (2006-07)	46
<b>SINGLE GAME</b>	
<b>Points by a Freshman</b>	
1. Danny Ainge 12/3/77, at Idaho State	36
2. Danny Ainge 1/21/78, ASU	33
2. Mark Bigelow 12/8/98, at WSU	33
4. Mekeli Wesley 12/9/97, Washington	31
4. Mekeli Wesley 2/28/98, UTEP	31
6. Matt Carlino 2/16/12, at USF	30
<b>3-Point FG Percentage</b>	
1. Nathan Call 3/2/91, Utah	1.000 (6/6)
1. Brock Zylstra 1/7/12, USF	1.000 (6/6)
3. Jonathan Tavernari 2/11/09, CSU	1.000 (5/5)
3. Danny Bower 1/15/98, Wyoming	1.000 (5/5)
5. Jonathan Tavernari 1/10/07, TCU	.857 (6/7)
5. Anson Winder 12/20/11, Buffalo	.857 (6/7)

**Consecutive 3-Point FG Made**

1. Nathan Call 3/2/91, Utah	6 (6/6)
1. Jonathan Tavernari 1/10/07	6 (6/7)
1. Brock Zylstra 1/7/12, USF	6 (6/6)

**Free Throw Percentage**

9. Noah Hartsock* 2/4/12, at Portland	1.000 (12/12)
---------------------------------------	---------------

\*Tied with eight others for the ninth most free throw attempts without a miss

**Free Throws Made**

6. Brandon Davies* 1/21/12, at Pepperdine	15 (15/18)
---	------------

\*Tied with six others for the sixth most free throws made in a single game

**Free Throw Attempts**

6. Brandon Davies* 1/21/12, at Pepperdine	18 (15/18)
---	------------

\*Tied with three others for the sixth most free throw attempts in a single game

**Rebounds**

10. Brandon Davies* 12/31/11, San Diego	22
---	----

\*Tied with four others for the 10th most rebounds in a single game

**Steals**

1. Mark Bigelow 11/28/98, Arizona	9
2. Brandon Davies 2/4/12, at Portland	8

**SINGLE GAME TEAM RECORDS**

**3-Pointers Made**

15	vs. UNLV, 2007
15	at Air Force, 2011
15	Longwood, 2011

**Free Throws Attempted**

53	at Portland, 2012
52	Weber State, 1997

**Free Throws Made**

40	Weber State, 1997
39	Utah State, 1968
38	at Portland, 2012

**Steals**

18	at Portland, 2012
17	Three times

**TEAM SINGLE SEASON RECORDS**

**Steals**

1. 2009-10	307
2. 2010-11	298
3. 2011-12	279

**Steals Per Game**

1. 2009-10	8.528
2. 2011-12	8.455
3. 2010-11	8.1





**BYU'S 2011-12 RECORD WHEN**

At home	13-3
On the road	8-3
On a neutral floor	4-2
On Television	24-8
On BYUtv	17-2
On ESPN2	1-3
On ESPNU	5-1
On FSN	1-0
On KCSG	0-1
On Big Ten Network	0-1
On Monday	1-0
On Tuesday	4-0
On Wednesday	3-0
On Thursday	4-2
On Friday	3-1
On Saturday	10-4
Coming off a win	18-6
Coming off a loss	7-0
Had two or more days between last game	17-4
Had only one day between last game	8-1
Playing the next day after a game	0-2
BYU scores 100 or more points	0-0
BYU scores between 90-99 points	5-0
BYU scores between 80-89 points	9-2
BYU scores between 70-79 points	10-0
BYU scores between 60-69 points	1-4
BYU scores below 60 points	0-2
Opponent scores 90 or more points	0-1
Opponent scores between 80-89 points	1-3
Opponent scores between 70-79 points	4-3
Opponent scores between 60-69 points	11-1
Opponent scores between 50-59 points	7-0
Opponent scores below 50 points	2-0
BYU leads at half	23-1
Opponent leads at half	0-8
Score tied at half	2-0
BYU leads with 5 minutes left	24-0
Opponent leads with 5 min. left	0-8
Score tied with 5 minutes left	1-0
BYU leads with 1 minute left	25-0
Opponent leads with 1 min. left	0-8
Score tied with 1 minute left	0-0
Game goes into overtime	0-0
BYU shoots 50 % or better	12-0
Opponent shoots 50 % or better	0-5
BYU outshoots opponent	22-1
Opponent outshoots BYU	3-7
Teams shoot equal from the field	0-0
BYU outrebounds opponent	18-2
Opponent outrebounds BYU	5-6
BYU and opponent tie in rebounds	2-0
vs. top-25 ranked opponent	1-3
vs. 2011 regular-season conference champions	1-5
vs. 2011 postseason teams	11-6

# PLAYERS IN DOUBLE FIGURES	11-12	CONF
One Player	0-1	0-0
Two Players	3-0	1-0
Three Players	8-5	4-4
Four Players	11-2	7-1
Five Players	2-0	1-0
Six Players	1-0	0-0

LATE FREE THROWS	5:00-2:00	2:00-0:00/OT
Charles Abouo	12-16 (.750)	8-8 (1.000)
Noah Hartsock	11-12 (.917)	6-6 (1.00)
Brandon Davies	12-20 (.600)	7-11 (.636)
Nick Martineau	—	1-2 (.500)
Josh Sharp	2-4 (.500)	7-10 (.700)
Nate Austin	2-5 (.400)	5-8 (.625)
Damarcus Harrison	—	1-2 (.500)
Anson Winder	2-3 (.667)	7-9 (.778)
Craig Cusick	—	13-15 (.867)
Matt Carlino	4-8 (.500)	8-12 (.667)
Brock Zylstra	1-2 (.500)	4-7 (.571)
Team	46-70 (.662)	67-90 (.744)

DUNKS	11-12	CAREER
Charles Abouo	3	16
Brandon Davies	30	54
Chris Collinsworth	0	4
Noah Hartsock	5	9
Brock Zylstra	1	2
Stephen Rogers	1	2
Josh Sharp	1	1
Anson Winder	1	1
Nate Austin	4	4
Damarcus Harrison	3	3
BYU	49	
Opponents	34	

**BYU STARTING LINEUPS**

OPPONENT	(1)	(2)	(3)	(4)	(5)
at Utah State	Zylstra	Rogers	Abouo	Hartsock	Davies
BYU-Hawaii	Zylstra	Rogers	Abouo	Hartsock	Davies
Longwood	Cusick	Zylstra	Abouo	Hartsock	Davies
Prairie View A&M	Cusick	Zylstra	Abouo	Hartsock	Davies
vs. Nevada	Winder	Zylstra	Abouo	Hartsock	Davies
vs. Wisconsin	Winder	Zylstra	Abouo	Hartsock	Davies
vs. Northern Arizona	Winder	Zylstra	Abouo	Hartsock	Davies
vs. Oregon	Winder	Zylstra	Abouo	Hartsock	Davies
Weber State	Winder	Zylstra	Abouo	Hartsock	Davies
at Utah	Winder	Zylstra	Abouo	Hartsock	Davies
Baylor	Cusick	Zylstra	Abouo	Hartsock	Davies
Buffalo	Carlino	Zylstra	Abouo	Hartsock	Davies
UC Santa Barbara	Carlino	Zylstra	Abouo	Hartsock	Davies
Cal State San Marcos	Carlino	Zylstra	Abouo	Hartsock	Davies
at Saint Mary's	Carlino	Zylstra	Abouo	Hartsock	Davies
San Diego	Carlino	Zylstra	Abouo	Hartsock	Davies
at Loyola Marymount	Carlino	Zylstra	Abouo	Hartsock	Davies
San Francisco	Carlino	Zylstra	Abouo	Hartsock	Davies
Santa Clara	Carlino	Zylstra	Abouo	Hartsock	Davies
at San Diego	Carlino	Zylstra	Abouo	Hartsock	Davies
Loyola Marymount	Carlino	Zylstra	Abouo	Hartsock	Davies
at Pepperdine	Carlino	Zylstra	Abouo	Hartsock	Davies
at Virginia Tech	Carlino	Zylstra	Abouo	Hartsock	Davies
Saint Mary's	Carlino	Zylstra	Abouo	Hartsock	Davies
Gonzaga	Carlino	Winder	Abouo	Hartsock	Davies
at Portland	Carlino	Winder	Abouo	Hartsock	Davies
Pepperdine	Carlino	Winder	Abouo	Hartsock	Davies
at San Francisco	Carlino	Winder	Abouo	Hartsock	Davies
at Santa Clara	Carlino	Winder	Abouo	Hartsock	Davies
Gonzaga	Carlino	Winder	Abouo	Hartsock	Davies
Portland	Carlino	Winder	Abouo	Austin	Davies
vs. San Diego	Carlino	Winder	Abouo	Zylstra	Davies
vs. Gonzaga	Carlino	Winder	Abouo	Zylstra	Davies

**WON-LOSS RECORDS/STARTING LINEUPS**

RECORD	(1)	(2)	(3)	(4)	(5)
1-1	Carlino	Winder	Abouo	Zylstra	Davies
1-0	Carlino	Winder	Abouo	Austin	Davies
5-1	Carlino	Winder	Abouo	Hartsock	Davies
1-1	Zylstra	Rogers	Abouo	Hartsock	Davies
2-1	Cusick	Zylstra	Abouo	Hartsock	Davies
5-1	Winder	Zylstra	Abouo	Hartsock	Davies
10-3	Carlino	Zylstra	Abouo	Hartsock	Davies

**FREE THROW STREAKS**

Hartsock	19	2/2/12 - 2/11/12	Hartsock	8	11/11/11 - 11/18/11
Abouo	14	12/31/11 - 1/19/12	Hartsock	8	12/3/11 - 12/7/11
Davies	11	11/22/11 - 12/10/11	Abouo	8	11/22/11 - 12/7/11
Hartsock	10	11/25/11 - 12/3/11	Hartsock	8	12/22/11 - 12/27/11
Hartsock	10	12/7/11 - 12/20/11	Winder	8	12/22/11 - 1/25/12
Hartsock	9	1/14/12 - 1/19/12	Davies	7	11/11/11 - 11/15/11
Hartsock	9	1/19/12 - 1/25/12	Davies	7	12/10/11 - 12/17/11
Hartsock	9	1/25/12 - 2/2/12	Davies	7	1/21/12
Abouo	9	12/22/11 - 12/27/11	Davies	7	2/11/12
Davies	8	1/25/12	Carlino	7	2/2/12 - 2/4/12

**MARGIN OF VICTORY**

MARGIN	WINS	LOSSES
1 point	1	
2 points	1	
3 points		1
4 points		
5 points	1	
6 points		
7 points		1
8 points	1	
9 points		
10 points	2	
11 points		1
12 points		
13 points	1	
14 points	2	2
15 points	2	
16-19 points	4 (19, 17, 19, 19)	3 (17, 16, 19)
20-24 points	2 (21, 21)	
25-29 points	3 (28, 28, 25)	
30-plus points	5 (32, 35, 36, 39, 38)	

**STREAKS**

STREAK	11-12	OVERALL
Current won/loss streak	1 loss	same
At home	3 wins	same
On the road	1 loss	same
On a neutral floor	1 loss	same
At home vs. Nonconference	3 wins	same
At home vs. WCC	3 wins	same
On the road vs. Nonconference	2 wins	same
On the road vs. WCC	1 loss	same
On a neutral floor vs. Nonconference	2 wins	same
On a neutral floor vs. WCC	1 loss	same
at regular-season tournament	1 loss	same
at WCC Tournament	1 loss	same
at NCAA Tournament	—	1 loss
at NIT	—	2 losses
Games With a Three-Point Make	33	508

**GAMES PLAYED**

	2011-12	CAREER
Charles Abouo	33 (25-8)	139 (112-27)
Noah Hartsock	32 (24-8)	132 (106-26)
Brandon Davies	33 (25-8)	97 (82-15)
Brock Zylstra	32 (24-8)	81 (66-15)
Nick Martineau	18 (16-2)	64 (57-7)
Stephen Rogers	18 (13-5)	54 (44-10)
Chris Collinsworth	2 (1-1)	46 (36-10)
Craig Cusick	33 (25-8)	same
Josh Sharp	27 (20-7)	same
Damarcus Harrison	28 (20-8)	same
Nate Austin	33 (25-8)	same
Anson Winder	32 (25-7)	same
Matt Carlino	23 (17-6)	same

**GAMES STARTED**

	2011-12	CAREER
Noah Hartsock	30 (23-7)	96 (79-17)
Brandon Davies	33 (25-8)	60 (49-11)
Charles Abouo	33 (25-8)	59 (48-11)
Brock Zylstra	26 (19-7)	same
Matt Carlino	22 (17-5)	same
Anson Winder	15 (12-3)	same
Craig Cusick	3 (2-1)	same
Stephen Rogers	2 (1-1)	same
Nate Austin	1 (1-0)	same



**2011-12 SCORING BY HALF (BYU-OPPONENT)**

	1ST HALF	(MARGIN)	FG %	2ND HALF	(MARGIN)	FG %	OT	(MARGIN)	FG %	FINAL	(MARGIN)	FG %
at Utah State	28-30	-2	50.0-47.6	34-39	-5	44.0-44.4	—	—	—	62-69	-7	46.8-45.8
BYU-Hawaii	40-17	+23	50.0-19.4	33-35	-2	47.8-40.5	—	—	—	73-52	+21	49.1-30.9
Longwood	35-29	+6	44.0-39.3	57-31	+26	63.6-42.9	—	—	—	92-60	+32	55.2-41.1
Prairie View A&M	34-25	+9	43.5-32.3	56-26	+30	67.9-26.3	—	—	—	90-51	+39	56.9-29.0
vs. Nevada	34-27	+7	46.7-34.5	42-28	+14	63.0-40.7	—	—	—	76-55	+21	54.4-37.5
vs. Wisconsin	32-34	-2	50.0-42.9	24-39	-15	36.0-60.0	—	—	—	56-73	-17	43.1-50.9
vs. Northern Arizona	44-21	+23	48.5-33.3	43-31	+12	54.5-41.4	—	—	—	87-52	+35	51.5-37.7
vs. Oregon	38-31	+7	37.8-41.7	41-34	+7	41.2-36.4	—	—	—	79-65	+14	39.4-38.6
Weber State	47-34	+13	40.9-32.4	47-32	+15	63.6-34.5	—	—	—	94-66	+28	50.6-33.3
at Utah	25-17	+8	26.9-18.2	36-25	+11	52.2-33.3	—	—	—	61-42	+19	38.8-26.9
Baylor	42-38	+4	45.7-46.4	41-48	-7	48.5-54.3	—	—	—	83-86	-3	47.1-50.8
Buffalo	47-39	+8	51.4-53.8	46-39	+7	55.2-52.8	—	—	—	93-78	+15	53.1-52.8
UC Santa Barbara	38-32	+6	48.6-50.0	51-43	+8	47.8-50.0	—	—	—	89-75	+14	48.3-50.0
Cal State San Marcos	32-23	+9	44.8-34.5	47-28	+19	54.5-38.5	—	—	—	79-51	+28	50.0-36.4
at Saint Mary's	43-53	-10	54.3-57.1	39-45	-6	42.4-53.6	—	—	—	82-98	-16	48.5-55.4
San Diego	34-24	+10	38.7-22.2	54-28	+26	60.7-23.5	—	—	—	88-52	+36	49.2-23.0
at Loyola Marymount	34-34	0	35.1-37.5	39-31	+8	53.8-31.4	—	—	—	73-65	+8	42.9-34.3
San Francisco	42-20	+22	61.5-25.8	39-36	+3	46.4-40.7	—	—	—	81-56	+25	53.7-32.8
Santa Clara	45-42	+3	53.6-51.7	50-36	+14	60.0-41.4	—	—	—	95-78	+17	56.9-46.6
at San Diego	37-29	+8	41.2-40.0	45-34	+11	50.0-41.2	—	—	—	82-63	+19	45.2-40.7
Loyola Marymount	28-34	-6	35.5-41.9	40-48	-8	41.4-45.5	—	—	—	68-82	-14	38.3-43.4
at Pepperdine	42-29	+13	50.0-35.5	35-35	0	42.1-50.0	—	—	—	77-64	+13	46.9-42.6
at Virginia Tech	29-25	+4	30.0-25.8	41-43	-2	36.1-64.0	—	—	—	70-68	+2	33.3-42.9
Saint Mary's	28-40	-12	37.0-53.6	38-40	-2	44.1-60.0	—	—	—	66-80	-14	41.0-55.8
Gonzaga	38-24	+14	44.4-26.9	45-49	-4	54.5-51.4	—	—	—	83-73	+10	49.3-41.0
at Portland	32-27	+5	38.5-45.8	47-33	+14	32.1-44.0	—	—	—	79-60	+19	35.2-44.9
Pepperdine	46-25	+21	43.8-29.4	40-23	+17	39.4-37.9	—	—	—	86-48	+38	41.5-33.3
at San Francisco	49-44	+5	57.1-56.7	36-40	-4	50.0-40.0	—	—	—	85-84	+1	53.7-47.1
at Santa Clara	34-31	+3	59.1-46.2	48-36	+12	58.1-36.7	—	—	—	82-67	+15	58.5-41.1
at Gonzaga	27-37	-10	25.0-35.7	36-37	-1	38.2-46.2	—	—	—	63-74	-11	30.8-39.0
Portland	42-29	+13	46.9-39.4	34-37	-3	50.0-48.3	—	—	—	76-66	+10	48.1-43.5
vs. San Diego	34-34	0	50.0-50.0	39-34	+5	60.0-44.8	—	—	—	73-68	+5	54.7-47.3
vs. Gonzaga	26-38	-12	32.0-55.6	32-39	-7	42.9-53.8	—	—	—	58-77	-19	37.7-54.7
<b>SEASON TOTALS</b>	<b>36.5-30.8</b>	<b>+5.8</b>	<b>44.0-39.2</b>	<b>41.7-35.8</b>	<b>+5.8</b>	<b>49.7-43.1</b>	<b>—</b>	<b>—</b>	<b>—</b>	<b>78.2-66.6</b>	<b>+11.6</b>	<b>46.8-41.2</b>

**2011-12 OFFENSIVE TRENDS (BYU-OPPONENT)**

	PTS/PAINT	(MARGIN)	PTS OFF T.O.	(MARGIN)	2ND CHANCE PTS	(MARGIN)	FASTBREAK PTS	(MARGIN)	BENCH PTS	(MARGIN)	BIG RUN	BIG LEAD
at Utah State	22-20	+2	15-21	-6	7-9	-2	0-0	0	6-11	-5	5-0/11-0	4/11
BYU-Hawaii	30-22	+8	15-4	+11	11-8	+3	6-0	+6	18-13	+5	13-0/5-0	26/--
Longwood	26-12	+14	16-4	+12	25-3	+22	4-2	+2	44-16	+28	9-0/7-0	32/6
Prairie View A&M	30-24	+6	14-7	+7	12-10	+2	10-4	+6	41-19	+22	18-0/4-0	41/3
vs. Nevada	40-28	+12	22-10	+12	13-7	+6	16-2	+14	6-5	+1	16-0/9-0	24/2
vs. Wisconsin	30-24	+6	11-20	-9	12-9	+3	11-2	+9	19-23	-4	7-0/11-0	4/22
vs. Northern Arizona	28-26	+2	28-10	+18	10-2	+8	10-6	+4	27-24	+3	15-0/5-0	37/4
vs. Oregon	27-22	+5	17-9	+9	19-8	+11	6-0	+6	25-16	+9	13-0/8-0	21/8
Weber State	42-22	+20	14-9	+6	15-11	+4	10-2	+8	34-20	+14	8-0/10-0	34/3
at Utah	12-20	-8	8-2	+6	12-6	+6	2-0	+2	21-9	+12	10-0/5-0	22/4
Baylor	41-24	+17	20-26	-6	24-12	+12	11-2	+9	27-19	+8	11-0/6-0	13/9
Buffalo	28-34	-6	20-21	-1	17-9	+8	14-0	+14	31-15	+16	8-0/9-0	21/11
UC Santa Barbara	34-37	-3	18-19	-1	4-9	-5	8-3	+5	4-9	-5	9-0/7-0	15/5
Cal State San Marcos	46-24	+22	28-9	+19	12-6	+6	14-6	+8	20-17	+3	10-0/7-0	28/--
at Saint Mary's	33-32	+1	18-22	-4	18-13	+5	11-8	+3	15-13	+2	7-0/13-0	3/22
San Diego	32-14	+18	16-7	+9	9-10	-1	13-0	+13	21-29	-8	13-0/5-0	36/2
at Loyola Marymount	20-24	-4	16-20	-4	12-13	-1	0-4	-4	21-14	+7	8-0/12-0	13/8
San Francisco	21-24	-3	15-21	-6	9-2	+7	7-4	+3	19-24	-5	14-0/6-0	31/--
Santa Clara	50-30	+20	17-14	+3	9-6	+3	16-0	+16	10-9	+1	7-0/6-0	17/2
at San Diego	2-8	-6	16-15	+1	18-12	+6	0-0	0	18-17	+1	9-0/7-0	22/7
Loyola Marymount	28-18	+10	17-13	+4	7-10	-3	4-4	0	4-12	-8	6-0/11-0	4/14
at Pepperdine	30-30	0	10-8	+2	7-5	+2	7-6	+1	8-10	-2	12-0/6-0	15/9
at Virginia Tech	20-26	-6	23-6	+17	11-6	+5	6-7	-1	12-25	-13	11-0/9-0	12/6
Saint Mary's	34-32	+2	18-17	+1	14-12	+2	2-4	-2	15-22	-7	7-0/10-0	2/23
Gonzaga	44-36	+8	22-11	+11	6-8	-2	10-4	+6	12-37	-25	8-0/8-0	19/3
at Portland	24-22	+2	25-9	+16	8-9	-1	2-2	0	29-18	+11	11-0/5-0	19/4
Pepperdine	16-26	-10	23-8	+15	11-5	+6	6-4	+2	21-20	+1	10-0/9-0	46/--
at San Francisco	38-42	-4	12-14	-2	10-12	-2	0-0	0	10-10	0	7-0/7-0	11/1
at Santa Clara	44-16	+28	20-13	+7	7-10	-3	14-0	+14	18-24	-6	9-0/7-0	19/3
at Gonzaga	26-18	+8	15-13	+2	15-12	+3	0-2	-2	7-12	-5	7-0/8-0	3/17
Portland	38-26	+12	20-13	+7	6-10	-4	10-0	+10	23-23	0	8-0/6-0	17/--
vs. San Diego	24-34	-10	6-15	-9	4-10	-6	2-6	-4	23-25	-2	7-0/8-0	9/2
vs. Gonzaga	18-38	-20	9-15	-6	7-9	-2	2-6	-4	14-12	+2	6-0/7-0	--/21
<b>SEASON TOTALS</b>	<b>978-835</b>	<b>+143</b>	<b>564-425</b>	<b>+139</b>	<b>381-283</b>	<b>+98</b>	<b>234-90</b>	<b>+144</b>	<b>623-572</b>	<b>+52</b>		
<b>TIMES LED, RECORD (W/L/T)</b>	<b>14-7/10-1/1-0</b>		<b>19-3/6-5/0-0</b>		<b>16-5/9-3/0-0</b>		<b>19-3/4-3/2-2</b>		<b>15-3/8-5/2-0</b>			





**2011-12 WCC STANDINGS (AS OF 3/5/12)**

	WCC	Pct	Overall
Saint Mary's	14-2	.875	27-5
Gonzaga	13-3	.812	25-6
BYU	12-4	.750	25-8
Loyola Marymount	11-5	.688	19-12
San Francisco	8-8	.500	20-13
San Diego	7-9	.438	13-18
Pepperdine	4-12	.250	10-19
Portland	3-13	.188	7-24
Santa Clara	0-16	.000	8-22

**2011-12 WCC PLAYERS OF THE WEEK**

Nov. 14	Ashley Hamilton, Loyola Marymount
Nov. 21	Kevin Pangos, Gonzaga
Nov. 28	Evan Roquemore, Santa Clara
Dec. 5	Noah Hartsock, BYU
Dec. 12	Angelo Caloiaro, San Francisco
Dec. 19	Elias HARRIS, Gonzaga
Dec. 26	Kevin Pangos, Gonzaga
Jan. 2	Brandon Davies, BYU
Jan. 9	Rob Jones, Saint Mary's
Jan. 16	Matthew Dellavedova, Saint Mary's
Jan. 23	Anthony Ireland, Loyola Marymount
Jan. 30	Perris Blackwell, San Francisco
Feb. 6	Brandon Davies, BYU
Feb. 13	Kevin Pangos, Gonzaga
Feb. 20	Anthony Ireland, Loyola Marymount
Feb. 27	Elias Harris, Gonzaga

**2011-12 WCC PLAYER OF THE YEAR**

Matthew Dellavedova, Jr., G, Saint Mary's

**2011-12 WCC DEFENSIVE PLAYER OF THE YEAR**

Rob Sacre, Sr., C, Gonzaga

**2011-12 WCC NEWCOMER OF THE YEAR**

Kevin Pangos, Fr., G, Gonzaga

**2011-12 WCC COACH OF THE YEAR**

Max Good, Loyola Marymount

**2011-12 ALL-WCC TEAM**

Player	School	Yr.	Pos.
Angelo Caloiaro	San Francisco	Sr.	F
Brandon Davies	BYU	Jr.	F
Matthew Dellavedova	Saint Mary's	Jr.	G
Elias Harris	Gonzaga	Jr.	F
Noah Hartsock	BYU	Sr.	F
Anthony Ireland	Loyola Marymount	So.	G
Rob Jones	Saint Mary's	Sr.	F
Kevin Pangos	Gonzaga	Fr.	G
Robert Sacre	Gonzaga	Sr.	C
Drew Viney	Loyola Marymount	Sr.	F

**2011-12 ALL-WCC HONORABLE MENTION**

Perris Blackwell (San Francisco); Matt Carlino (BYU); Johnny Dee (San Diego); Rashad Green (San Francisco); Stephen Holt (Saint Mary's); Corbin Moore (Pepperdine)

**2011-12 ALL-WCC FRESHMAN TEAM**

Player	School	Pos.
Gary Bell, Jr.	Gonzaga	G
Matt Carlino	BYU	G
Johnny Dee	San Diego	G
Kevin Pangos	Gonzaga	G
Brad Waldow	Saint Mary's	F

**TEAM**

WCC STATS (3/5/12)	ALL	CONF
Scoring Offense	1st	1st
Scoring Defense	4th	5th
Scoring Margin	2nd	3rd
FT Percentage	6th	4th
FG Percentage	4th	4th
FG Percentage Defense	1st	2nd
3FG Percentage	7th	7th
3FG Percentage Defense	2nd	2nd
3-Point FG Made/Game	4th	6th
Rebounding Offense	1st	1st
Rebounding Defense	6th	6th
Rebounding Margin	3rd	3rd
Blocked Shots	1st	3rd
Assists	1st	1st
Steals	1st	1st
Turnover Margin	2nd	2nd
Assist/Turnover Ratio	2nd	2nd
Offensive Rebounds	5th	3rd
Defensive Rebounds	1st	1st
Defensive Reb Pct	1st	2nd
Offensive Reb Pct	6th	6th

**NCAA STATS (3/8/12)**

	RANK	ACTUAL
Won-Lost Percentage	38	75.8
Scoring Offense	13	78.2
Scoring Defense	166	66.6
Scoring Margin	16	11.6
Field-Goal Percentage	43	46.8
Field-Goal Pct Defense	80	41.2
3-Point Field Goals/Game	112	6.6
3-Point Field-Goal Pct	165	34.2
Three Pt FG Defense	44	31.1
Free-Throw Percentage	114	70.5
Rebound Margin	49	4.3
Assists Per Game	6	17.0
Assist Turnover Ratio	17	1.29
Blocked Shots Per Game	64	4.3
Steals Per Game	20	8.5
Turnovers Per Game	139	13.2
Turnover Margin	38	2.5
Personal Fouls Per Game	184	18.2

**INDIVIDUAL**

WCC (3/5/12)	TOP BYU PLAYER - ALL	TOP BYU PLAYER - CONF
Scoring	Noah Hartsock - 1st	Brandon Davies - 1st
Rebounding	Brandon Davies - 5th	Brandon Davies - 4th
FG Percentage	Noah Hartsock - 3rd	Noah Hartsock - 8th
Assists	Charles Abouo - 12th	Matt Carlino - 4th
FT Percentage	Noah Hartsock - 5th	Noah Hartsock - 5th
Steals	Brandon Davies - 8th	Brandon Davies - 4th
3FG Percentage	Brock Zylstra - 7th	Brock Zylstra - 15th
3FG Made/Game	Brock Zylstra - 9th	Matt Carlino - T12th
Blocked Shots	Noah Hartsock - 1st	Brandon Davies - T1st
Assist/TO Ratio	—	Matt Carlino - 3rd
Offensive Rebounds	Brandon Davies - 9th	Brandon Davies - 7th
Defensive Rebounds	Brandon Davies - 5th	Brandon Davies - 5th
Minutes Played	Noah Hartsock - 8th	—

**NCAA (3/8/12)**

	BYU PLAYER - RANK	ACTUAL
Points Per Game	Noah Hartsock - 94	16.7
	Brandon Davies - 187	15.0
Field Goal Percentage	Noah Hartsock - 22	56.5
	Brandon Davies - 59	51.6
Free Throw Percentage	Noah Hartsock - 67	83.9
Rebounds Per Game	Brandon Davies - 143	7.3
	Charles Abouo - 246	6.5
Blocked Shots Per Game	Noah Hartsock - 85	1.6
	Brandon Davies - 152	1.3
Steals	Brandon Davies - 225	1.4

Click/scan to view the NCAA Division I Men's Basketball statistics



**2011-12 NUMERICAL ROSTER**

Click/scan to view the BYU men's basketball roster on [BYUcougars.com](http://BYUcougars.com)



**PRONUNCIATION GUIDE**

CHARLES ABOUO a-BOO-oh	ANSON WINDER AN-son WINE-der
MATT CARLINO car-LEE-no	BROCK ZYLSTRA ZIL-stra
DAMARCUS HARRISON duh-MARCUS	TERRY NASHIF NASH-if
IAN HARWARD har-WORD	ROBERT RAMOS RAY-mus
NICK MARTINEAU MART-in-oh	

No.	Name	Pos.	Ht.	Wt.	Yr.	Hometown (Previous School)
0	Brandon Davies	F	6-9	235	Jr.	Provo, Utah (Provo HS)
1	Charles Abouo	G/F	6-5	215	Sr.	Abidjan, Cote d'Ivoire (Brewster Academy)
2	Craig Cusick	G	6-2	185	Jr.	Orem, Utah (Utah)
3	Austin Nelson	G	6-0	160	Fr.	Henderson, Nev. (Coronado HS)
5	Chris Collinsworth	F	6-9	235	So.	Provo, Utah (Provo HS)
10	Matt Carlino	G	6-2	175	Fr.	Scottsdale, Ariz. (Bloomington South HS)
12	Josh Sharp	F	6-7	185	Fr.	Highland, Utah (Utah)
13	Brock Zylstra	G/F	6-6	210	Jr.	La Verne, Calif. (Bonita HS)
14	Nick Martineau	G	6-0	170	Jr.	Fruit Heights, Utah (Davis HS)
15	Jaren Sweeney	G/F	6-5	190	Fr.	Mesa, Ariz. (Mountain View HS)
20	Anson Winder	G	6-3	195	Fr.	Las Vegas, Nev. (Bishop Gorman HS)
21	Stephen Rogers	F	6-8	195	Jr.	Mesa, Ariz. (Mesa CC)
24	Damarcus Harrison	G	6-5	190	Fr.	Greenwood, S.C. (Christ School)
33	Nate Austin	F/C	6-10	215	Fr.	Alpine, Utah (Lone Peak HS)
34	Noah Hartsock	F	6-8	230	Sr.	Bartlesville, Okla. (Bartlesville HS)
42	Ian Harward	F/C	6-10	215	Fr.	Orem, Utah (Orem HS)

Head Coach: Dave Rose, 7th year (Houston, 1983)  
 Assistant Coaches: Terry Nashif (BYU, 2005); Tim LaComb (Utah, 2006), Mark Pope (Kentucky, 1996)  
 Director of Basketball Operations: Mike Hall (BYU, 2005)  
 Team Trainer: Robert Ramos (BYU, 1995)

2011-12 SEASON / CAREER HIGHS				
#	PLAYER	POINTS	REBOUNDS	ASSISTS
0	DAVIES, Brandon Career:	29 at Pepperdine same	22 vs. San Diego same	6 vs. San Francisco 6 at Air Force (10-11), vs. USF (11-12)
1	ABOUO, Charles Career:	23 vs. Pepperdine 25 vs. Wyoming (10-11)	16 vs. Longwood same	7 vs. San Francisco, at San Diego same
2	CUSICK, Craig Career:	12 at Portland same	4, at Loyola Marymount, vs. Portland same	8 vs. Weber State same
5	COLLINSWORTH, Chris Career:	— 15 vs. Chicago State	1 vs. BYU-Hawaii 11 at UNLV (07-08)	1 at Utah State 3 four times, last vs. Chicago State (10-11)
10	CARLINO, Matt Career:	30 at San Francisco same	7 vs. Buffalo, at San Diego same	11 vs. Buffalo same
12	SHARP, Josh Career:	5 vs. BYU-Hawaii, vs. PVAMU same	6 vs. BYU-Hawaii, vs. PVAMU same	3 vs. Longwood same
13	ZYLSTRA, Brock Career:	26 vs. Buffalo same	9 vs. Portland same	5 vs. UC Santa Barbara same
14	MARTINEAU, Nick Career:	5 vs. Pepperdine 6 vs. Loyola Marymount (07-08)	3 vs. CSUSM same	2 vs. PVAMU, vs. CSUSM 4 vs. Loyola Marymount (07-08)
20	WINDER, Anson Career:	20 vs. Buffalo same	6 at San Francisco same	9 vs. Northern Arizona same
21	ROGERS, Stephen Career:	18 vs. PVAMU same	6 vs. Northern Arizona 8 vs. UNLV (10-11)	3 at USU, vs. Longwood, vs. NAU, vs. SCU same
24	HARRISON, Damarcus Career:	11 vs. Longwood same	3 vs. Baylor, vs. CSUSM, vs. Gonzaga same	2, five times, last vs. Gonzaga same
33	AUSTIN, Nate Career:	15 vs. Weber State same	10 at Gonzaga same	3 vs. San Diego same
34	HARTSOCK, Noah Career:	28 vs. Loyola Marymount same	14 vs. Gonzaga same	5 vs. BYU-Hawaii 6 vs. Eastern New Mexico (09-10)



**CAREER HIGHLIGHTS**

- 184-53 overall record for a BYU record .776 winning percentage
- Fourth among active coaches for career winning percentage
- With 159 victories in his first six seasons is tied for third all-time for best career starts (through six seasons) by wins in NCAA history and second in BYU history for career victories
- Four Mountain West Conference regular season titles, a BYU and MWC record
- Three-time MWC Coach of the Year (2006, 2007, 2011)
- Two-time USBWA District VIII Coach of the Year (2006, 2011)
- Honorable Mention for National Coach of the Year by Scout.com (2006)
- Five-consecutive trips to the NCAA Tournament, a BYU record
- Five-consecutive 25-win seasons, a BYU record
- Holds top two spots for wins in a season in BYU history with 32 in 2010-11 and 30 in 2009-10
- Took BYU to the Sweet 16 in 2011 for the first time since 1981
- Coached Jimmer Fredette, the 2011 Consensus National Player of the Year (received the Wooden Award, Naismith Trophy, Oscar Robertson Trophy and other national awards)
- Naismith Coach of the Year Finalist in 2011
- Finalist for the Clair Bee Award in 2010



Click/scan to view Dave Rose's profile on [BYUcougars.com](http://BYUcougars.com)



**COACHING EXPERIENCE**

- BYU Head Coach (2005-present)
- BYU Associate Head Coach (2000-2005)
- BYU Assistant Coach (1997-2000)
- Dixie State Head Coach (1990-1997)
- Dixie State Assistant Coach (1987-1990)
- Assistant coach at Pine View High School (1986-87)
- Head coach at Millard High School (1983-86)

**SERVICE**

- NABC Game Pillar Award for Service in 2008
- 63rd recipient of the Dale Rex Memorial Award
- Honorary Chair of the Children with Cancer Christmas Foundation
- Was the first coach in the state of Utah to participate in the American Cancer Society's nationwide Coaches vs. Cancer campaign
- Lobbied before Congress for more funding for cancer research in September 2010

**EDUCATION**

- Houston (1983, B.A.)

**PLAYING CAREER**

- Played baseball and basketball at Dixie State College
- Played for Houston from 1980-83 (played in 1980-81 and 82-82, redshirted in 1981-82)
- Co-Captain on the famous "Phi-Slamma Jamma" team that featured Hakeem Olajuwon and Clyde Drexler
- Helped Houston achieve a No. 1 ranking and reach the national championship game in 1983

**MISSION**

- Manchester England (1977-79)

**PERSONAL/FAMILY**

- Wife: Cheryl
- Children: Daughter Chanell and husband Brock Reichner, son Garrett and wife Brooke, daughter Taylor
- Dave and Cheryl Rose have five grandchildren

<b>ROSE DIVISION I COACHING LEDGER</b>							
SCHOOL	SEASON	OVERALL	PCT.	MWC/WCC	PCT.	MWC/WCC TOURNEY	NCAA/NIT
BYU	2005-06	20-9	.690	12-4	.750	0-1	0-1 NIT
BYU	2006-07	25-9	.735	13-3	.813	2-1	0-1 NCAA
BYU	2007-08	27-8	.771	14-2	.875	2-1	0-1 NCAA
BYU	2008-09	25-8	.758	12-4	.750	1-1	0-1 NCAA
BYU	2009-10	30-6	.833	13-3	.813	1-1	1-1 NCAA
BYU	2010-11	32-5	.865	14-2	.875	2-1	2-1 NCAA
BYU	2011-12	25-8	.758	12-4	.775	1-1	—
<b>TOTAL</b>		<b>184-53</b>	<b>.776</b>	<b>90-22</b>	<b>.804</b>	<b>9-7 (.563)</b>	<b>3-6</b>





**0 — BRANDON DAVIES**  
6-9 • 235 • Junior • Forward  
Provo, Utah (Provo HS)

**DAVIES NOTES**

**Last time out**

- Posted 17 points, 2 rebounds, 2 blocks and 1 assist vs. Gonzaga

**In 2011-12**

- Has started every game, scored in double figures 27 times
- WCC Player of the Week for Feb. 6, averaging 16.5 points, 9 rebounds and 4.5 steals
- WCC Player of the Week for Jan. 2, averaging 21.0 points and 14.0 boards with two double-doubles
- Seven double-doubles this season (Pts/Reb); vs. Baylor (18/13), vs. CSUSM (14/13), vs. San Diego (21/22), at LMU (15/10), at San Diego (12/12), at Portland (18/13) and at Gonzaga (23/10)
- Set career-high of 22 rebounds and added 21 points vs. San Diego in Provo
- Averages 15.0 points, 7.3 rebounds, 2.1 assists, 1.4 steals and 1.3 blocks
- 51.6 percent FG shooting and 68.0 percent FT shooting
- Named to the All-WCC Preseason team

**Other**

- Mother is Linda Kathleen Davies and has one brother and one sister
- Also recruited by Utah, Gonzaga, Utah State, Cal Berkeley, Washington State, Penn State and Santa Clara
- Played for Craig Drury at Provo High School where he helped lead the Bulldogs to state titles as a sophomore and junior and a second-place finish as a senior

Click/scan for Davies' bio on BYUcougars.com



**11-12 SEASON HIGHS**

Points: 29, at Pepperdine – 1/21/12  
Points 1st half: 15, at SMC -- 12/29/11, Portland 2/25/12  
Points 2nd half: 17, at Pepperdine – 1/21/12  
Rebounds: 22, San Diego – 12/31/11  
Assists: 6, vs. San Francisco – 1/7/12  
Steals: 8, at Portland – 2/4/12  
Blocks: 3, Weber State – 12/7/11  
FG made: 11, at Saint Mary's -- 12/29/11  
FG attempts: 18, at SMC -- 12/29/11, SMC – 1/28/12  
3FG made: 1, vs. San Diego – 3/2/12  
3FG attempts: 1, Baylor – 12/17/11, vs. San Diego – 3/2/12  
FT made: 15, at Pepperdine – 1/21/12  
FT attempts: 18, at Pepperdine – 1/21/12

**CAREER HIGHS**

Points: 29, at Pepperdine – 1/21/12  
Rebounds: 22, San Diego – 12/31/11  
Assists: 6, at Air Force -- 02/09/11, vs. USF – 1/7/12  
Steals: 8, at Portland – 2/4/12  
Blocks: 3, four times, last, Weber State – 12/7/11  
FG made: 11, at Saint Mary's -- 12/29/11  
FG attempts: 18, at Saint Mary's -- 12/29/11  
3FG made: 1, vs. San Diego – 3/2/12  
3FG attempts: 1, 3 times, last vs. San Diego – 3/2/12  
FT made: 15, at Pepperdine – 1/21/12  
FT attempts: 18, at Pepperdine – 1/21/12

**MISCELLANEOUS**

	11-12	Career
Double-Figure Pts:	27 (20-7)	53 (44-9)
20-plus Pts:	8 (6-2)	11 (9-2)
Double-Figure Reb:	7 (5-2)	11 (9-2)
Double-Doubles:	7 (5-2)	11 (9-2)
3-plus Steals:	5 (2-3)	6 (3-3)
3-plus Blocks:	1 (1-0)	4 (4-0)
3-plus 3-point FGs:	0 (0-0)	0 (0-0)
Scoring Leader:	10 (6-4)	11 (7-4)
Rebound Leader:	14 (9-5)	28 (21-7)
Assist Leader:	3 (3-0)	5 (5-0)


**2011-12 GAME-BY-GAME**

Opponent	Date	GS	Min	FG	FGA	Pct	3FG	FGA	Pct	FT	FTA	Pct	Off	Def	TR	Avg	PF	FO	A	TO	Blk	Stl	Pts	Avg	
at Utah State	11/11/11	*	24	4	10	.400	0	0	.000	5	9	.556	2	3	5	5.0	3	0	1	3	1	2	13	13.0	
BYU-HAWAII	11/15/11	*	28	10	13	.769	0	0	.000	5	6	.833	3	6	9	7.0	3	0	3	5	2	1	25	19.0	
LONGWOOD	11/18/11	*	20	1	3	.333	0	0	.000	0	0	.000	2	2	4	6.0	3	0	4	5	0	0	2	13.3	
PRAIRIE VIEW A&M	11/22/11	*	26	4	8	.500	0	0	.000	5	6	.833	3	5	8	6.5	3	0	3	4	2	1	13	13.3	
vs Nevada	11/25/11	*	25	4	8	.500	0	0	.000	2	2	1.000	0	3	3	5.8	5	1	4	0	1	0	10	12.6	
vs Wisconsin	11/26/11	*	30	4	10	.400	0	0	.000	1	1	1.000	0	4	4	5.5	2	0	1	4	0	3	9	12.0	
vs Northern Arizona	11/30/11	*	28	6	9	.667	0	0	.000	2	2	1.000	2	7	9	6.0	1	0	3	0	0	1	14	12.3	
vs Oregon	12/03/11	*	20	2	10	.200	0	0	.000	2	2	1.000	1	4	5	5.9	5	1	2	1	0	1	6	11.5	
WEBER STATE	12/07/11	*	22	5	11	.455	0	0	.000	1	1	1.000	3	6	9	6.2	4	0	0	2	3	1	11	11.4	
at Utah	12/10/11	*	25	1	4	.250	0	0	.000	1	2	.500	3	6	9	6.5	3	0	1	1	1	1	3	10.6	
BAYLOR	12/17/11	*	36	6	15	.400	0	1	.000	6	9	.667	5	8	13	7.1	3	0	1	1	1	1	18	11.3	
BUFFALO	12/20/11	*	22	1	3	.333	0	0	.000	0	2	.000	3	1	4	6.8	3	0	1	0	2	1	2	10.5	
UC SANTA BARBARA	12/22/11	*	32	7	16	.438	0	0	.000	3	3	1.000	2	4	6	6.8	2	0	1	2	0	4	17	11.0	
CS SAN MARCOS	12/27/11	*	26	7	11	.636	0	0	.000	0	0	.000	4	9	13	7.2	1	0	2	2	1	0	14	11.2	
at Saint Mary's (CA)	12/29/11	*	30	11	18	.611	0	0	.000	6	8	.750	3	4	7	7.2	4	0	0	3	1	5	28	12.3	
SAN DIEGO	12/31/11	*	35	8	13	.615	0	0	.000	5	8	.625	6	16	22	8.1	3	0	4	3	2	1	21	12.9	
at Loyola Marymount	01/05/12	*	29	6	12	.500	0	0	.000	3	5	.600	0	10	10	8.2	4	0	2	6	2	0	15	13.0	
SAN FRANCISCO	01/07/12	*	22	5	9	.556	0	0	.000	2	4	.500	2	4	6	8.1	4	0	6	2	2	1	12	12.9	
SANTA CLARA	01/14/12	*	29	9	13	.692	0	0	.000	5	7	.714	0	5	5	7.9	4	0	2	2	1	2	23	13.5	
at San Diego	01/16/12	*	32	3	9	.333	0	0	.000	6	10	.600	6	6	12	8.2	2	0	2	2	2	1	12	13.4	
LOYOLA MARYMOUNT	01/19/12	*	31	4	8	.500	0	0	.000	6	8	.750	2	7	9	8.2	5	1	2	2	2	0	14	13.4	
at Pepperdine	01/21/12	*	35	7	14	.500	0	0	.000	15	18	.833	0	6	6	8.1	3	0	4	3	2	0	29	14.1	
at Virginia Tech	01/25/12	*	24	3	9	.333	0	0	.000	11	12	.917	2	3	5	8.0	4	0	4	3	1	1	17	14.3	
SAINT MARY'S	01/28/12	*	32	6	18	.333	0	0	.000	2	4	.500	4	3	7	7.9	4	0	1	6	1	2	14	14.3	
GONZAGA	02/02/12	*	31	7	12	.583	0	0	.000	1	3	.333	2	3	5	7.8	4	0	1	4	1	1	15	14.3	
at Portland	02/04/12	*	38	7	13	.538	0	0	.000	4	10	.400	5	8	13	8.0	2	0	4	4	1	8	18	14.4	
PEPPERDINE	02/11/12	*	27	3	7	.429	0	0	.000	7	8	.875	2	5	7	8.0	0	0	2	4	2	0	13	14.4	
at San Francisco	02/16/12	*	21	3	7	.429	0	0	.000	0	0	.000	0	5	5	7.9	4	0	2	2	2	1	6	14.1	
at Santa Clara	02/18/12	*	26	6	7	.857	0	0	.000	8	11	.727	0	3	3	7.7	4	0	0	4	2	0	20	14.3	
GONZAGA	02/23/12	*	36	8	18	.444	0	0	.000	7	10	.700	4	6	10	7.8	5	1	1	4	2	6	23	14.6	
PORTLAND	02/25/12	*	37	10	13	.769	0	0	.000	5	7	.714	1	1	2	7.6	2	0	2	4	0	1	25	14.9	
vs San Diego	03/02/12	*	25	6	9	.667	1	1	1.000	3	8	.375	0	5	5	7.5	4	0	1	1	0	1	16	14.9	
vs GONZAGA	03/03/12	*	30	7	11	.636	0	0	.000	3	8	.375	0	2	2	7.3	4	0	1	3	2	0	17	15.0	
Totals			33	934	181	351	.516	1	2	.500	132	194	.680	72	170	242	7.3	107	4	68	92	43	47	495	15.0

CAREER STATISTICS (ALL GAMES)																									
Year	GP	GS	Min	Avg	FG	FGA	Pct	3FG	FGA	Pct	FT	FTA	Pct	Off	Def	TR	Avg	PF	FO	A	TO	Blk	Stl	Pts	Avg
2009-10	35	1	474	13.5	69	128	.539	0	1	.000	50	88	.568	30	74	104	3.0	91	1	9	47	14	13	188	5.4
2010-11	29	26	721	24.9	115	219	.525	0	0	.000	93	138	.674	63	117	180	6.2	90	4	43	44	27	20	323	11.1
2011-12	33	33	934	28.3	181	351	.516	1	2	.500	132	194	.680	72	170	242	7.3	107	4	68	92	43	47	495	15.0
<b>TOTAL</b>	<b>97</b>	<b>60</b>	<b>2129</b>	<b>21.9</b>	<b>365</b>	<b>698</b>	<b>.523</b>	<b>1</b>	<b>3</b>	<b>.333</b>	<b>275</b>	<b>420</b>	<b>.655</b>	<b>165</b>	<b>361</b>	<b>526</b>	<b>5.4</b>	<b>288</b>	<b>9</b>	<b>120</b>	<b>183</b>	<b>84</b>	<b>80</b>	<b>1006</b>	<b>10.4</b>

CAREER STATISTICS (CONFERENCE GAMES)																									
Year	GP	GS	Min	Avg	FG	FGA	Pct	3FG	FGA	Pct	FT	FTA	Pct	Off	Def	TR	Avg	PF	FO	A	TO	Blk	Stl	Pts	Avg
2009-10	15	0	187	12.5	29	63	.460	0	1	.000	22	41	.537	13	35	48	3.2	35	0	3	21	5	6	80	5.3
2010-11	14	14	395	28.2	54	111	.486	0	0	.000	51	74	.689	30	72	102	7.3	46	2	29	25	16	13	159	11.4
2011-12	16	16	491	30.7	103	191	.539	0	0	.000	82	121	.678	37	92	129	8.1	54	2	35	55	25	29	288	18.0
<b>TOTAL</b>	<b>45</b>	<b>30</b>	<b>1073</b>	<b>23.8</b>	<b>186</b>	<b>365</b>	<b>.510</b>	<b>0</b>	<b>1</b>	<b>.000</b>	<b>155</b>	<b>236</b>	<b>.657</b>	<b>80</b>	<b>199</b>	<b>279</b>	<b>6.2</b>	<b>135</b>	<b>4</b>	<b>67</b>	<b>101</b>	<b>46</b>	<b>48</b>	<b>527</b>	<b>11.7</b>



**1 — CHARLES ABOUO**  
 6-5 • 215 • Senior • Guard/Forward  
 Abidjan, Cote d'Ivoire (Brewster Academy)

**ABOUO NOTES**

**Last time out**

- Recorded a double-double with 12 points and 10 rebounds vs. Gonzaga; also had 1 assist

**In 2011-12**

- Has started every game and scored in double figures 20 times
- Averages 11.5 points, 6.5 rebounds, 2.6 assists and 1.1 steals
- Has 4 double-doubles on the season, vs. Longwood (19/16), vs. Pepperdine (23/12), at Gonzaga (10/10), vs. Gonzaga (12/10)
- Posted a double-double with 19 points on 6 of 9 shooting and a career-best 16 rebounds, 4 assists and 2 blocks vs. Longwood
- Scored a season-high 22 points, tied a career high with four 3s and added 8 boards, 4 assists and 3 steals against Nevada
- 44.3 percent FG shooting, 36.9 percent 3-point FG shooting and 73.9 percent FT shooting

**Other**

- Parents are Ernest and Yvonne Abouo
- Also recruited by San Diego State, Wichita State, Utah State, Loyola, Montana, Tulsa and Virginia Commonwealth
- Played for the Cote d'Ivoire Senior National Team during the summers of 2009 and 2010
- Played in the 2010 World Championships in Turkey with the Cote d'Ivoire National Team.
- Helped Brewster Academy (Wolfeboro, N.H.) set a school record with a 31-4 overall record in 2007-08

Click scan for Abouo's bio on [BYUcougars.com](http://BYUcougars.com)



**11-12 SEASON HIGHS**

Points: 22, vs Nevada -- 11/25/11  
 Points 1st half: 17, Pepperdine -- 2/11/12  
 Points 2nd half: 16 vs Nevada -- 11/25/11  
 Rebounds: 16, Longwood -- 11/18/11  
 Assists: 7, vs. USF -- 1/7/12, at San Diego -- 1/16/12  
 Steals: 3, BYU-H -- 11/15/11, vs. Nevada -- 11/25/11  
 Blocks: 2 Longwood -- 11/18/11  
 FG made: 8 vs. Nevada -- 11/25/11  
 FG attempts: 15, vs. Oregon -- 12/3/11  
 3FG made: 5, Pepperdine -- 2/11/12  
 3FG attempts: 8, Pepperdine -- 2/11/12  
 FT made: 9, UCSB -- 12/22/11  
 FT attempts: 10, San Diego -- 12/31/11

**CAREER HIGHS**

Points: 25, Wyoming -- 03/05/11  
 Rebounds: 16, Longwood -- 11/18/11  
 Assists: 7, vs. USF -- 1/7/12, at San Diego -- 1/16/12  
 Steals: 3, three times, last, vs. Nevada -- 11/25/11  
 Blocks: 2, CSU -- 02/23/11; Longwood -- 11/18/11  
 FG made: 9, Wyoming -- 03/05/11  
 FG attempts: 15, vs. Oregon -- 12/3/11  
 3FG made: 5, Pepperdine -- 2/11/12  
 3FG attempts: 8, Pepperdine  
 FT made: 9, UCSB -- 12/22/11  
 FT attempts: 10, vs Arizona -- 12/11/10, San Diego -- 12/31/11

**MISCELLANEOUS**

	11-12	Career
Double-Figure Pts:	20 (15-5)	34 (28-6)
20-plus Pts:	2 (2-0)	5 (5-0)
Double-Figure Reb:	4 (3-1)	6 (5-1)
Double-Doubles:	4 (2-2)	5 (3-2)
3-plus Steals:	2 (2-0)	3 (3-0)
3-plus Blocks:	0 (0-0)	0 (0-0)
3-plus 3-point FGs:	5 (4-1)	7 (6-1)
Scoring Leader:	3 (3-0)	3 (3-0)
Rebound Leader:	11 (9-2)	20 (18-2)
Assist Leader:	6 (6-0)	7 (7-0)

**2011-12 GAME-BY-GAME**


Opponent	Date	GS	Min	FG	FGA	Pct	3FG	FGA	Pct	FT	FTA	Pct	Off	Def	TR	Avg	PF	FO	A	TO	Blk	Stl	Pts	Avg	
at Utah State	11/11/11	*	36	4	6	.667	3	5	.600	5	7	.714	3	3	6	6.0	4	0	3	3	0	0	16	16.0	
BYU-HAWAII	11/15/11	*	20	1	4	.250	0	0	.000	2	5	.400	0	6	6	6.0	4	0	3	4	0	3	4	10.0	
LONGWOOD	11/18/11	*	27	6	9	.667	2	3	.667	5	8	.625	5	11	16	9.3	0	0	4	1	2	0	19	13.0	
PRAIRIE VIEW A&M	11/22/11	*	24	4	6	.667	2	3	.667	3	5	.600	2	5	7	8.8	0	0	3	1	0	2	13	13.0	
vs Nevada	11/25/11	*	38	8	12	.667	4	5	.800	2	2	1.000	2	6	8	8.6	2	0	4	5	0	3	22	14.8	
vs Wisconsin	11/26/11	*	34	2	6	.333	0	2	.000	2	2	1.000	1	3	4	7.8	3	0	2	4	1	0	6	13.3	
vs Northern Arizona	11/30/11	*	14	3	8	.375	1	3	.333	2	2	1.000	0	3	3	7.1	2	0	1	2	0	1	9	12.7	
vs Oregon	12/03/11	*	31	3	15	.200	2	6	.333	0	0	.000	5	7	12	7.8	2	0	3	1	0	1	8	12.1	
WEBER STATE	12/07/11	*	23	6	10	.600	3	4	.750	0	1	.000	0	4	4	7.3	2	0	4	0	0	2	15	12.4	
at Utah	12/10/11	*	25	4	6	.667	1	2	.500	2	2	1.000	2	4	6	7.2	3	0	0	2	1	1	11	12.3	
BAYLOR	12/17/11	*	22	7	10	.700	1	4	.250	2	2	1.000	6	3	9	7.4	4	0	2	5	1	0	17	12.7	
BUFFALO	12/20/11	*	24	3	10	.300	1	3	.333	1	2	.500	2	4	6	7.3	4	0	4	4	0	2	8	12.3	
UC SANTA BARBARA	12/22/11	*	26	3	7	.429	1	1	1.000	9	9	1.000	2	4	6	7.2	4	0	2	2	0	2	16	12.6	
CS SAN MARCOS	12/27/11	*	21	1	7	.143	0	4	.000	1	4	.250	3	2	5	7.0	2	0	4	2	0	0	3	11.9	
at Saint Mary's (CA)	12/29/11	*	20	4	9	.444	1	2	.500	0	1	.000	2	2	4	6.8	4	0	0	2	0	0	9	11.7	
SAN DIEGO	12/31/11	*	30	3	8	.375	1	4	.250	8	10	.800	1	3	4	6.6	2	0	3	1	0	1	15	11.9	
at Loyola Marymount	01/05/12	*	33	3	13	.231	1	4	.250	0	0	.000	2	5	7	6.6	3	0	4	0	0	1	7	11.6	
SAN FRANCISCO	01/07/12	*	26	1	5	.200	0	1	.000	0	0	.000	0	2	2	6.4	0	0	7	0	0	2	2	11.1	
SANTA CLARA	01/14/12	*	21	3	6	.500	1	2	.500	6	6	1.000	0	1	1	6.1	4	0	3	1	0	1	13	11.2	
at San Diego	01/16/12	*	34	6	13	.462	0	3	.000	2	2	1.000	1	6	7	6.2	2	0	7	0	0	0	14	11.4	
LOYOLA MARYMOUNT	01/19/12	*	24	3	9	.333	0	4	.000	4	5	.800	1	1	2	6.0	5	1	2	3	0	2	10	11.3	
at Pepperdine	01/21/12	*	37	5	8	.625	2	4	.500	3	4	.750	2	7	9	6.1	1	0	4	1	0	0	15	11.5	
at Virginia Tech	01/25/12	*	31	3	13	.231	1	7	.143	2	2	1.000	3	5	8	6.2	2	0	2	1	0	1	9	11.3	
SAINT MARY'S	01/28/12	*	23	2	3	.667	0	0	.000	2	4	.500	2	0	2	6.0	5	1	1	1	0	1	6	11.1	
GONZAGA	02/02/12	*	19	1	4	.250	0	1	.000	2	2	1.000	0	1	1	5.8	4	0	1	1	0	0	4	10.8	
at Portland	02/04/12	*	17	1	6	.167	1	4	.250	4	6	.667	2	5	7	5.8	4	0	0	1	1	2	7	10.7	
PEPPERDINE	02/11/12	*	27	7	11	.636	5	8	.625	4	4	1.000	2	10	12	6.1	0	0	2	0	1	2	23	11.1	
at San Francisco	02/16/12	*	34	6	11	.545	3	6	.500	0	0	.000	2	4	6	6.1	2	0	4	2	0	1	15	11.3	
at Santa Clara	02/18/12	*	34	6	10	.600	0	2	.000	2	2	1.000	2	6	8	6.1	2	0	4	1	0	1	14	11.4	
at Gonzaga	02/23/12	*	37	4	13	.308	1	4	.250	1	3	.333	6	4	10	6.3	3	0	0	2	0	2	10	11.3	
PORTLAND	02/25/12	*	32	5	11	.455	1	4	.250	5	8	.625	2	6	8	6.3	1	0	1	1	0	2	16	11.5	
vs San Diego	03/02/12	*	25	4	4	1.000	1	1	1.000	2	2	1.000	3	4	7	6.3	4	0	1	2	1	0	11	11.5	
vs GONZAGA	03/03/12	*	36	3	9	.333	1	5	.200	5	7	.714	4	6	10	6.5	3	0	1	1	0	0	12	11.5	
Totals			33	905	125	282	.443	41	111	.369	88	119	.739	70	143	213	6.5	87	2	86	57	8	36	379	11.5

**CAREER STATISTICS (ALL GAMES)**

Year	GP	GS	Min	Avg	FG	FGA	Pct	3FG	FGA	Pct	FT	FTA	Pct	Off	Def	TR	Avg	PF	FO	A	TO	Blk	Stl	Pts	Avg
2008-09	33	1	354	10.7	30	75	.400	9	21	.429	27	42	.643	13	49	62	1.9	33	1	13	22	3	9	96	2.9
2009-10	36	2	464	12.9	57	122	.467	11	27	.407	39	55	.709	40	70	110	3.1	56	1	31	29	9	19	164	4.6
2010-11	37	22	772	20.9	88	212	.415	24	83	.289	68	90	.756	52	127	179	4.8	83	2	30	40	11	29	268	7.2
2011-12	33	33	905	27.4	125	282	.443	41	111	.369	88	119	.739	70	143	213	6.5	87	2	86	57	8	36	379	11.5
<b>TOTAL</b>	<b>139</b>	<b>58</b>	<b>2495</b>	<b>17.9</b>	<b>300</b>	<b>691</b>	<b>.434</b>	<b>85</b>	<b>242</b>	<b>.351</b>	<b>222</b>	<b>306</b>	<b>.725</b>	<b>175</b>	<b>389</b>	<b>564</b>	<b>4.1</b>	<b>259</b>	<b>6</b>	<b>160</b>	<b>148</b>	<b>31</b>	<b>93</b>	<b>907</b>	<b>6.5</b>

**CAREER STATISTICS (CONFERENCE GAMES)**

Year	GP	GS	Min	Avg	FG	FGA	Pct	3FG	FGA	Pct	FT	FTA	Pct	Off	Def	TR	Avg	PF	FO	A	TO	Blk	Stl	Pts	Avg
2008-09	16	1	137	8.6	14	34	.412	5	10	.500	5	11	.455	4	16	20	1.3	14	0	3	7	1	2	38	2.4
2009-10	16	0	220	13.8	31	61	.508	5	13	.385	14	19	.737	21	38	59	3.7	25	0	17	10	5	10	81	5.1
2010-11	16	7	333	20.8	46	96	.479	14	36	.389	29	40	.725	19	49	68	4.3	40	0	8	13	5	15	135	8.4
2011-12	16	16	448	28.0	60	140	.429	17	53	.321	43	57	.754	27	63	90	5.6	42	2	43	17	2	18	180	11.3
<b>TOTAL</b>	<b>64</b>	<b>24</b>	<b>1138</b>	<b>17.8</b>	<b></b>																				



**2 — CRAIG CUSICK**  
6-2 • 185 • Junior • Guard  
Orem, Utah (Utah)

**CUSICK NOTES**

**Last time out**

- Collected 1 rebound in 10 minutes vs. Gonzaga

**In 2011-12**

- Has played in every game of the season and started three
- Averages 3.0 points, 1.9 assists and 1.4 rebounds
- Made 14 of 28 treys (50.0 percent) in conference play
- 38.5 percent FG shooting and 38.0 percent 3-point FG shooting
- Scored 10 points at Utah with two 3-pointers
- Career-high 8 assists vs. Weber State and followed up with 6 at Utah
- Hit career-high 3 treys at Loyola Marymount

**Other**

- A member of the BYU practice squad in 2010-11
- Named first-team all-state by the Salt Lake Tribune as a junior and senior
- Named first-team all-state by the Deseret News as a senior and second team as a junior
- Leading scorer in 4A and 5A in 2005-06
- Averaged 22 points, 6.5 rebounds and 5 assists per game as a senior
- Orem High School's all-time leading scorer

Click/scan for Cusick's bio on [BYUcougars.com](http://BYUcougars.com)



**11-12 SEASON/CAREER HIGHS**

Points: 12, at Portland – 2/4/12  
Points 1st half: 10, at Portland – 2/4/12  
Points 2nd half: 9, at Loyola Marymount – 1/5/12  
Rebounds: 4, at Loyola Marymount – 1/5/12, Portland – 2/25/12  
Assists: 8, Weber State – 12/7/11  
Steals: 4, at Portland – 2/4/12  
Blocks: —  
FG made: 4, at Portland – 2/4/12  
FG attempts: 9, at Portland – 2/4/12  
3FG made: 3, at Loyola Marymount – 1/5/12  
3FG attempts: 5, at Gonzaga -- 2/23/12  
FT made: 4, at Utah – 12/10/11  
FT attempts: 6, at Pepperdine – 1/21/12

**MISCELLANEOUS**

	11-12	Career
Double-Figure Pts:	2 (2-0)	2 (2-0)
20-plus Pts:	0 (0-0)	0 (0-0)
Double-Figure Reb:	0 (0-0)	0 (0-0)
Double-Doubles:	0 (0-0)	0 (0-0)
3-plus Steals:	1 (1-0)	1 (1-0)
3-plus Blocks:	0 (0-0)	0 (0-0)
3-plus 3-point FGs:	1 (1-0)	1 (1-0)
Scoring Leader:	0 (0-0)	0 (0-0)
Rebound Leader:	0 (0-0)	0 (0-0)
Assist Leader:	5 (2-3)	5 (2-3)

**2011-12 GAME-BY-GAME**

Opponent	Date	GS	Min	FG	FGA	Pct	3FG	FGA	Pct	FT	FTA	Pct	Off	Def	TR	Avg	PF	FO	A	TO	Blk	Stl	Pts	Avg
at Utah State	11/11/11	9	0	0	.000	0	0	.000	2	2	1.000	0	0	0	0.0	1	0	1	0	0	1	2	2.0	
BYU-HAWAII	11/15/11	23	2	5	.400	1	4	.250	1	2	.500	0	3	3	1.5	1	0	0	0	0	1	6	4.0	
LONGWOOD	11/18/11	* 16	1	3	.333	1	3	.333	0	0	.000	0	2	2	1.7	3	0	1	0	0	0	3	3.7	
PRAIRIE VIEW A&M	11/22/11	* 19	1	2	.500	1	2	.500	0	0	.000	0	3	3	2.0	0	0	2	0	0	0	3	3.5	
vs Nevada	11/25/11	2	0	0	.000	0	0	.000	0	1	.000	0	0	0	1.6	0	0	0	0	0	1	0	2.8	
vs Wisconsin	11/26/11	20	1	1	1.000	0	0	.000	0	0	.000	1	0	1	1.5	3	0	4	1	0	1	2	2.7	
vs Northern Arizona	11/30/11	13	1	3	.333	0	2	.000	0	0	.000	0	1	1	1.4	0	0	2	2	0	1	2	2.6	
vs Oregon	12/03/11	3	0	0	.000	0	0	.000	0	0	.000	0	1	1	1.4	0	0	0	0	0	0	0	2.3	
WEBER STATE	12/07/11	21	0	1	.000	0	0	.000	0	0	.000	0	2	2	1.4	4	0	8	0	1	0	0	2.0	
at Utah	12/10/11	28	2	5	.400	2	4	.500	4	5	.800	0	3	3	1.6	3	0	6	2	0	0	10	2.8	
BAYLOR	12/17/11	* 18	1	3	.333	0	2	.000	0	0	.000	0	0	0	1.5	1	0	4	1	0	0	2	2.7	
BUFFALO	12/20/11	13	0	1	.000	0	1	.000	0	0	.000	0	0	0	1.3	1	0	3	1	0	0	0	2.5	
UC SANTA BARBARA	12/22/11	8	0	0	.000	0	0	.000	1	2	.500	0	0	0	1.2	0	0	0	1	0	0	1	2.4	
CS SAN MARCOS	12/27/11	15	2	3	.667	0	1	.000	1	1	1.000	0	1	1	1.2	0	0	1	1	0	1	5	2.6	
at Saint Mary's (CA)	12/29/11	15	2	2	1.000	1	1	1.000	0	0	.000	0	1	1	1.2	4	0	3	1	0	1	5	2.7	
SAN DIEGO	12/31/11	19	1	1	1.000	1	1	1.000	0	0	.000	0	1	1	1.2	0	0	3	1	0	1	3	2.8	
at Loyola Marymount	01/05/12	18	3	6	.500	3	3	1.000	0	0	.000	0	4	4	1.4	1	0	0	2	0	1	9	3.1	
SAN FRANCISCO	01/07/12	10	1	3	.333	1	2	.500	0	0	.000	0	1	1	1.3	0	0	1	1	0	0	3	3.1	
SANTA CLARA	01/14/12	19	1	1	1.000	1	1	1.000	0	0	.000	0	0	0	1.3	2	0	0	1	0	0	3	3.1	
at San Diego	01/16/12	18	3	3	1.000	2	2	1.000	0	0	.000	0	1	1	1.3	0	0	0	0	0	0	8	3.4	
LOYOLA MARYMOUNT	01/19/12	17	0	3	.000	0	2	.000	0	0	.000	0	0	0	1.2	1	0	4	1	0	2	0	3.2	
at Pepperdine	01/21/12	23	0	0	.000	0	0	.000	4	6	.667	0	2	2	1.2	1	0	2	0	0	1	4	3.2	
at Virginia Tech	01/25/12	5	0	0	.000	0	0	.000	0	0	.000	0	0	0	1.2	1	0	0	0	0	0	0	3.1	
SAINT MARY'S	01/28/12	13	1	2	.500	1	2	.500	0	0	.000	0	0	0	1.1	0	0	1	0	0	1	3	3.1	
GONZAGA	02/02/12	15	0	3	.000	0	1	.000	0	0	.000	0	3	3	1.2	1	0	2	0	0	2	0	3.0	
at Portland	02/04/12	29	4	9	.444	2	4	.500	2	4	.500	1	2	3	1.3	1	0	0	2	0	4	12	3.3	
PEPPERDINE	02/11/12	27	1	4	.250	1	2	.500	0	0	.000	0	1	1	1.3	1	0	5	1	0	1	3	3.3	
at San Francisco	02/16/12	13	0	2	.000	0	1	.000	1	2	.500	0	0	0	1.2	1	0	2	0	0	1	1	3.2	
at Santa Clara	02/18/12	19	0	1	.000	0	1	.000	0	0	.000	1	1	2	1.2	1	0	5	1	0	1	0	3.1	
at Gonzaga	02/23/12	14	1	5	.200	1	5	.200	0	0	.000	1	1	2	1.3	2	0	0	0	0	0	3	3.1	
PORTLAND	02/25/12	17	0	4	.000	0	2	.000	3	4	.750	1	3	4	1.4	1	0	1	1	0	1	3	3.1	
vs San Diego	03/02/12	24	1	2	.500	0	1	.000	0	0	.000	0	2	2	1.4	0	0	3	2	0	1	2	3.1	
vs GONZAGA	03/03/12	10	0	2	.000	0	1	.000	0	0	.000	0	1	1	1.4	1	0	0	0	0	0	0	3.0	
Totals		3	533	30	80	.375	19	51	.373	19	29	.655	5	40	45	1.4	36	0	64	23	0	25	98	3.0

CAREER STATISTICS (ALL GAMES)																									
Year	GP	GS	Min	Avg	FG	FGA	Pct	3FG	FGA	Pct	FT	FTA	Pct	Off	Def	TR	Avg	PF	FO	A	TO	Blk	Stl	Pts	Avg
2011-12	33	3	533	16.2	30	80	.375	19	51	.373	19	29	.655	5	40	45	1.4	36	0	64	23	0	25	98	3.0
<b>TOTAL</b>	<b>33</b>	<b>3</b>	<b>533</b>	<b>16.2</b>	<b>30</b>	<b>80</b>	<b>.375</b>	<b>19</b>	<b>51</b>	<b>.373</b>	<b>19</b>	<b>29</b>	<b>.655</b>	<b>5</b>	<b>40</b>	<b>45</b>	<b>1.4</b>	<b>36</b>	<b>0</b>	<b>64</b>	<b>23</b>	<b>0</b>	<b>25</b>	<b>98</b>	<b>3.0</b>

CAREER STATISTICS (CONFERENCE GAMES)																									
Year	GP	GS	Min	Avg	FG	FGA	Pct	3FG	FGA	Pct	FT	FTA	Pct	Off	Def	TR	Avg	PF	FO	A	TO	Blk	Stl	Pts	Avg
2011-12	16	0	286	17.9	18	49	.367	14	30	.467	10	16	.625	4	21	25	1.6	17	0	29	12	0	17	60	3.8
<b>TOTAL</b>	<b>16</b>	<b>0</b>	<b>286</b>	<b>17.9</b>	<b>18</b>	<b>49</b>	<b>.367</b>	<b>14</b>	<b>30</b>	<b>.467</b>	<b>10</b>	<b>16</b>	<b>.625</b>	<b>4</b>	<b>21</b>	<b>25</b>	<b>1.6</b>	<b>17</b>	<b>0</b>	<b>29</b>	<b>12</b>	<b>0</b>	<b>17</b>	<b>60</b>	<b>3.8</b>







**COLLINSWORTH NOTES**

Click/scan for Collinsworth's bio on [BYUcougars.com](http://BYUcougars.com)



**Last time out**

- Did not play vs. Gonzaga

**In 2011-12**

- Played in first two games of 2011-12 season
- Is currently out with a knee injury

**Other**

- Parents are Jeff and Alisa and has two sisters and two brothers, brother Kyle played as a freshman for BYU in 2010-11 and is currently serving a mission in Russia
- Served a mission for The Church of Jesus Christ of Latter-day Saints in Australia
- Named the 2007 Gatorade Utah Boys' Basketball Player of the Year and helped Provo win the state title with 27 points in the title game
- As a senior was first-team all-state and received Deseret News 4A and All-Valley MVP honors
- Averaged 16.6 points and 12 rebounds per game despite playing most of the season with a fracture in his right index finger
- Averaged 14.1 points, 6.5 rebounds and 3.3 assists per game to go along with 38 steals and 28 blocks as a junior

**5 — CHRIS COLLINSWORTH**

6-9 • 235 • Sophomore • Forward  
Provo, Utah (Provo HS)

**11-12 SEASON HIGHS**

Points: —  
Points 1st half: —  
Points 2nd half: —  
Rebounds: 1, BYU-Hawaii -- 11/15/11  
Assists: 1 at Utah State -- 11/11/11  
Steals: —  
Blocks: 1, BYU-Hawaii -- 11/15/11  
FG made: —  
FG attempts: 1 at Utah State -- 11/11/11  
3FG made: —  
3FG attempts: 1 at Utah State -- 11/11/11  
FT made: —  
FT attempts: —

**CAREER HIGHS**

Points: 15, Chicago State -- 11/20/10  
Rebounds: 11, at UNLV -- 01/15/08  
Assists: 3, 4 times  
Steals: 2, twice, last vs. Chicago State -- 11/20/10  
Blocks: 2, 3 times, last vs Colorado State -- 03/13/08  
FG made: 5, Chicago State -- 11/20/10  
FG attempts: 8, Chicago State -- 11/20/10  
3FG made: 1, 7 times  
3FG attempts: 3, 4 times  
FT made: 7, at Weber State -- 12/21/10  
FT attempts: 8, at Weber State -- 12/21/10

**MISCELLANEOUS**

	11-12	Career
Double-Figure Pts:	0 (0-0)	4 (4-0)
20-plus Pts:	0 (0-0)	0 (0-0)
Double-Figure Reb:	0 (0-0)	3 (2-1)
Double-Doubles:	0 (0-0)	1 (1-0)
3-plus Steals:	0 (0-0)	0 (0-0)
3-plus Blocks:	0 (0-0)	0 (0-0)
3-plus 3-point FGs:	0 (0-0)	1 (1-0)
Scoring Leader:	0 (0-0)	0 (0-0)
Rebound Leader:	0 (0-0)	11 (8-3)
Assist Leader:	0 (0-0)	1 (0-1)

**2011-12 GAME-BY-GAME**

Opponent	Date	GS	Min	FG	FGA	Pct	3FG	FGA	Pct	FT	FTA	Pct	Off	Def	TR	Avg	PF	FO	A	TO	Blk	Stl	Pts	Avg
at Utah State	11/11/11	5	0	1	.000	0	1	.000	0	0	0	.000	0	0	0	0.0	3	0	1	2	0	0	0	0.0
BYU-HAWAII	11/15/11	7	0	1	.000	0	0	.000	0	0	0	.000	0	1	1	0.5	0	0	1	1	1	0	0	0.0
LONGWOOD	11/18/11	DNP																						
PRAIRIE VIEW A&M	11/22/11	DNP																						
vs. Nevada	11/25/11	DNP																						
vs. Wisconsin	11/26/11	DNP																						
vs. Northern Arizona	11/30/11	DNP																						
vs. Oregon	12/03/11	DNP																						
WEBER STATE	12/07/11	DNP																						
at Utah	12/10/11	DNP																						
BAYLOR	12/17/11	DNP																						
BUFFALO	12/20/11	DNP																						
UC SANTA BARBARA	12/22/11	DNP																						
CS SAN MARCOS	12/27/11	DNP																						
at Saint Mary's (CA)	12/29/11	DNP																						
SAN DIEGO	12/31/11	DNP																						
at Loyola Marymount	01/05/12	DNP																						
SAN FRANCISCO	01/07/12	DNP																						
SANTA CLARA	01/14/12	DNP																						
at San Diego	01/16/12	DNP																						
LOYOLA MARYMOUNT	01/19/12	DNP																						
at Pepperdine	01/21/12	DNP																						
at Virginia Tech	01/25/12	DNP																						
SAINT MARY'S	01/28/12	DNP																						
GONZAGA	02/02/12	DNP																						
at Portland	02/04/12	DNP																						
PEPPERDINE	02/11/12	DNP																						
at San Francisco	02/16/12	DNP																						
at Santa Clara	02/18/12	DNP																						
at Gonzaga	02/23/12	DNP																						
PORTLAND	02/25/12	DNP																						
vs. San Diego	03/02/12	DNP																						
Totals		0	12	0	2	.000	0	1	.000	0	0	.000	0	1	1	0.5	3	0	1	3	1	0	0	0.0


**CAREER STATISTICS (ALL GAMES)**

Year	GP	GS	Min	Avg	FG	FGA	Pct	3FG	FGA	Pct	FT	FTA	Pct	Off	Def	TR	Avg	PF	FO	A	TO	Blk	Stl	Pts	Avg
2007-08	35	6	557	15.9	42	112	.375	6	33	.182	22	51	.431	47	122	169	4.8	53	0	19	32	14	9	112	3.2
2010-11	9	4	147	16.3	16	39	.410	1	8	.125	20	27	.741	16	34	50	5.6	16	1	12	8	0	4	53	5.9
2011-12	2	0	12	6.0	0	2	.000	0	1	.000	0	0	.000	0	1	1	0.5	3	0	1	3	1	0	0	0.0
<b>TOTAL</b>	<b>46</b>	<b>10</b>	<b>716</b>	<b>15.6</b>	<b>58</b>	<b>153</b>	<b>.379</b>	<b>7</b>	<b>42</b>	<b>.167</b>	<b>42</b>	<b>78</b>	<b>.538</b>	<b>63</b>	<b>157</b>	<b>220</b>	<b>4.8</b>	<b>72</b>	<b>1</b>	<b>32</b>	<b>43</b>	<b>15</b>	<b>13</b>	<b>165</b>	<b>3.6</b>

**CAREER STATISTICS (CONFERENCE GAMES)**

Year	GP	GS	Min	Avg	FG	FGA	Pct	3FG	FGA	Pct	FT	FTA	Pct	Off	Def	TR	Avg	PF	FO	A	TO	Blk	Stl	Pts	Avg
2007-08	16	1	242	15.1	20	57	.351	3	15	.200	7	20	.350	23	61	84	5.3	19	0	6	9	5	4	50	3.1
<b>TOTAL</b>	<b>16</b>	<b>1</b>	<b>242</b>	<b>15.1</b>	<b>20</b>	<b>57</b>	<b>.351</b>	<b>3</b>	<b>15</b>	<b>.200</b>	<b>7</b>	<b>20</b>	<b>.350</b>	<b>23</b>	<b>61</b>	<b>84</b>	<b>5.3</b>	<b>19</b>	<b>0</b>	<b>6</b>	<b>9</b>	<b>5</b>	<b>4</b>	<b>50</b>	<b>3.1</b>





**10 — MATT CARLINO**  
 6-2 • 175 • Freshman • Guard  
 Scottsdale, Ariz. (Bloomington South HS)

**CARLINO NOTES**

**Last time out**

- Had 12 points, 4 assists, 3 rebounds and 1 steal vs. Gonzaga

**In 2011-12**

- Averaging 12.7 points, 4.7 assists, 3.1 rebounds and 1.4 steals
- Scored in double figures in 15 games
- Shooting 41.2 percent from the field and 74.1 percent from the free throw line
- Posted BYU's first 30-point game of the season with 30 points, including the game-winner, at USF
- Went for 18 points and 5 assists vs. No. 24 Gonzaga in Provo
- Scored 22 points and added 6 assists, 1 block and 2 steals vs. UC Santa Barbara
- Posted a double-double vs. Buffalo with 10 points and 11 assists and added 7 rebounds and 3 steals
- Totaled 22 points, 8 assists, 1 block and 1 steal vs. Santa Clara

**Other**

- Redshirted at BYU in 2010-11 after transferring from UCLA
- Lists former Utah Jazz great, John Stockton, and New York Yankees' closer Mariano Rivera as his sports heroes
- Led Bloomington South to a 23-1 record while averaging 13.4 points, 5.9 rebounds and 4.3 assists per game
- Led Bloomington South to the 4A State Regional Finals and a No. 1 ranking for much of the season

Click/scan for Carlino's bio on BYUcougars.com



**11-12 SEASON/CAREER HIGHS**

Points: 30, at San Francisco – 2/16/12  
 Points 1st half: 22, at San Francisco – 2/16/12  
 Points 2nd half: 16, CSUSM – 12/27/11  
 Rebounds: 7, Buffalo -- 12/20/11, at San Diego – 1/16/12  
 Assists: 11, Buffalo -- 12/20/11  
 Steals: 4, at San Francisco – 2/16/12  
 Blocks: 1, six times, last, vs. San Diego – 3/2/12  
 FG made: 13, at San Francisco – 2/16/12  
 FG attempts: 23, at Gonzaga -- 2/23/12  
 3FG made: 4, Baylor -- 12/17/11, at USF -- 2/16/12  
 3FG attempts: 9, at Gonzaga -- 2/23/12  
 FT made: 7, at Portland – 2/4/12  
 FT attempts: 8, at Portland – 2/4/12

**2011-12 GAME-BY-GAME**


Opponent	Date	GS	Min	FG	FGA	Pct	3FG	FGA	Pct	FT	FTA	Pct	Off	Def	TR	Avg	PF	FO	A	TO	Blk	Stl	Pts	Avg	
at Utah State	11/11/11		DNP																						
BYU-HAWAII	11/15/11		DNP																						
LONGWOOD	11/18/11		DNP																						
PRAIRIE VIEW A&M	11/22/11		DNP																						
vs. Nevada	11/25/11		DNP																						
vs. Wisconsin	11/26/11		DNP																						
vs. Northern Arizona	11/30/11		DNP																						
vs. Oregon	12/03/11		DNP																						
WEBER STATE	12/07/11		DNP																						
at Utah	12/10/11		DNP																						
BAYLOR	12/17/11	24	7	14	.500	4	8	.500	0	0	.000	0	1	1	1.0	4	0	2	4	1	1	18	18.0		
BUFFALO	12/20/11	* 29	3	9	.333	2	5	.400	2	2	1.000	1	6	7	4.0	3	0	11	5	0	3	10	14.0		
UC SANTA BARBARA	12/22/11	* 32	8	14	.571	3	5	.600	3	5	.600	0	2	2	3.3	1	0	6	3	1	2	22	16.7		
CS SAN MARCOS	12/27/11	* 21	6	7	.857	3	4	.750	4	4	1.000	0	2	2	3.0	2	0	0	2	0	3	19	17.3		
at Saint Mary's (CA)	12/29/11	* 27	5	15	.333	3	6	.500	0	0	.000	1	3	4	3.2	4	0	6	3	0	0	13	16.4		
SAN DIEGO	12/31/11	* 20	3	7	.429	2	5	.400	0	0	.000	0	6	6	3.7	5	1	3	2	1	3	8	15.0		
at Loyola Marymount	01/05/12	* 24	2	9	.222	1	7	.143	4	6	.667	1	1	2	3.4	0	0	7	1	0	1	9	14.1		
SAN FRANCISCO	01/07/12	* 31	4	6	.667	2	3	.667	2	2	1.000	0	1	1	3.1	1	0	4	2	0	2	12	13.9		
SANTA CLARA	01/14/12	* 33	7	12	.583	3	6	.500	4	6	.667	0	3	3	3.1	2	0	8	2	1	1	21	14.7		
at San Diego	01/16/12	* 25	5	9	.556	2	4	.500	2	2	1.000	1	6	7	3.5	2	0	2	4	1	0	14	14.6		
LOYOLA MARYMOUNT	01/19/12	* 30	2	10	.200	1	7	.143	0	0	.000	1	3	4	3.5	4	0	3	3	0	0	5	13.7		
at Pepperdine	01/21/12	* 20	0	4	.000	0	1	.000	0	0	.000	0	1	1	3.3	1	0	2	0	0	0	0	0	12.6	
at Virginia Tech	01/25/12	* 35	3	15	.200	1	8	.125	0	0	.000	1	5	6	3.5	2	0	5	1	0	0	7	12.2		
SAINT MARY'S	01/28/12	* 28	6	15	.400	0	5	.000	3	4	.750	1	2	3	3.5	5	1	3	0	0	0	15	12.4		
GONZAGA	02/02/12	* 27	7	13	.538	1	2	.500	3	4	.750	0	0	0	3.3	3	0	5	3	0	3	18	12.7		
at Portland	02/04/12	* 28	3	11	.273	0	4	.000	7	8	.875	1	3	4	3.3	2	0	4	2	1	1	13	12.8		
PEPPERDINE	02/11/12	* 20	4	11	.364	1	7	.143	1	1	1.000	0	3	3	3.3	0	0	6	3	0	3	10	12.6		
at San Francisco	02/16/12	* 37	13	19	.684	4	7	.571	0	1	.000	0	4	4	3.3	1	0	3	3	0	4	30	13.6		
at Santa Clara	02/18/12	* 22	1	4	.250	0	1	.000	0	0	.000	1	2	3	3.3	2	0	7	2	0	2	2	12.9		
at Gonzaga	02/23/12	* 33	7	23	.304	3	9	.333	1	3	.333	0	2	2	3.3	4	0	3	4	0	2	18	13.2		
PORTLAND	02/25/12	* 32	3	8	.375	0	2	.000	2	4	.500	0	3	3	3.2	1	0	8	2	0	0	8	13.0		
vs San Diego	03/02/12	* 29	3	9	.333	2	4	.500	0	0	.000	0	1	1	3.1	4	0	7	9	1	1	8	12.7		
vs GONZAGA	03/03/12	* 33	4	12	.333	2	6	.333	2	2	1.000	0	3	3	3.1	2	0	4	5	0	1	12	12.7		
Totals			22	640	106	257	.412	40	117	.342	40	54	.741	9	63	72	3.1	55	2	109	65	7	33	292	12.7

CAREER STATISTICS (ALL GAMES)																									
Year	GP	GS	Min	Avg	FG	FGA	Pct	3FG	FGA	Pct	FT	FTA	Pct	Off	Def	TR	Avg	PF	FO	A	TO	Blk	Stl	Pts	Avg
2011-12	23	22	640	27.8	106	257	.412	40	117	.342	40	54	.741	9	63	72	3.1	55	2	109	65	7	33	292	12.7
<b>TOTAL</b>	<b>23</b>	<b>22</b>	<b>640</b>	<b>27.8</b>	<b>106</b>	<b>257</b>	<b>.412</b>	<b>40</b>	<b>117</b>	<b>.342</b>	<b>40</b>	<b>54</b>	<b>.741</b>	<b>9</b>	<b>63</b>	<b>72</b>	<b>3.1</b>	<b>55</b>	<b>2</b>	<b>109</b>	<b>65</b>	<b>7</b>	<b>33</b>	<b>292</b>	<b>12.7</b>

CAREER STATISTICS (CONFERENCE GAMES)																									
Year	GP	GS	Min	Avg	FG	FGA	Pct	3FG	FGA	Pct	FT	FTA	Pct	Off	Def	TR	Avg	PF	FO	A	TO	Blk	Stl	Pts	Avg
2011-12	16	16	437	27.3	72	177	.407	23	77	.299	29	41	.707	7	43	50	3.1	37	2	74	36	4	22	196	12.3
<b>TOTAL</b>	<b>16</b>	<b>16</b>	<b>437</b>	<b>27.3</b>	<b>72</b>	<b>177</b>	<b>.407</b>	<b>23</b>	<b>77</b>	<b>.299</b>	<b>29</b>	<b>41</b>	<b>.707</b>	<b>7</b>	<b>43</b>	<b>50</b>	<b>3.1</b>	<b>37</b>	<b>2</b>	<b>74</b>	<b>36</b>	<b>4</b>	<b>22</b>	<b>196</b>	<b>12.3</b>





**12 — JOSH SHARP**  
 6-7 • 185 • Freshman • Forward  
 Highland, Utah (Utah)

**SHARP NOTES**

**Last time out**

- Played 2 minutes vs. Gonzaga

**In 2011-12**

- Has played in 27 games this year
- Has had at least 1 offensive rebound in 11 games
- Averages 1.2 points and 1.4 rebounds
- Knocked down first career 3-pointer vs. Prairie View A&M
- 39.1 percent FG shooting

**Other**

- Parents are Joe and Debbie Sharp
- Served a mission for The Church of Jesus Christ of Latter-day Saints in Houston
- Played for Quincy Lewis at Lone Peak High School
- Helped the Knights to back-to-back state titles in 2007-08
- Named first-team all-state by the Deseret News and Salt Lake Tribune
- A team captain as a senior
- Averaged 13.5 points and 6.3 rebounds as a senior
- Redshirted the 2008-09 season at Utah

Click/scan for Sharp's bio on BYUcougars.com



**11-12 SEASON/CAREER HIGHS**

Points: 5, BYU-Hawaii -- 11/15/11  
 Points 1st half: 4, Buffalo -- 12/20/11  
 Points 2nd half: 5, BYU-Hawaii -- 11/15/11, PVAMU -- 11/22/11  
 Rebounds: 6, BYU-Hawaii -- 11/15/11; PVAMU -- 11/22/11  
 Assists: 3, Longwood -- 11/18/11  
 Steals: 1, three times, last, San Diego -- 12/31/11  
 Blocks: 1, three times, last at Gonzaga -- 2/23/12  
 FG made: 2, three times, last, Buffalo -- 12/20/11  
 FG attempts: 4, at Utah State -- 11/11/11  
 3FG made: 1, Prairie View A&M -- 11/22/11  
 3FG attempts: 1, four times, last, CSUSM -- 1/27/11  
 FT made: 3, Pepperdine -- 2/11/12  
 FT attempts: 4, CSUSM -- 12/27/11, Pepperdine -- 2/11/12

**2011-12 GAME-BY-GAME**

Opponent	Date	GS	Min	FG	FGA	Pct	3FG	FGA	Pct	FT	FTA	Pct	Off	Def	TR	Avg	PF	FO	A	TO	Blk	Stl	Pts	Avg
at Utah State	11/11/11	15	1	4	.250	0	0	.000	0	0	0	.000	2	2	4	4.0	2	0	0	0	0	0	2	2.0
BYU-HAWAII	11/15/11	12	2	3	.667	0	0	.000	1	3	.333	2	4	6	5.0	2	0	1	0	0	1	5	3.5	
LONGWOOD	11/18/11	17	0	1	.000	0	0	.000	1	2	.500	1	3	4	4.7	3	0	3	1	0	0	1	2.7	
PRAIRIE VIEW A&M	11/22/11	22	2	2	1.000	1	1	1.000	0	0	.000	1	5	6	5.0	2	0	1	1	0	0	5	3.3	
vs Nevada	11/25/11	10	0	0	.000	0	0	.000	0	0	.000	0	1	1	4.2	1	0	0	2	0	0	0	0	2.6
vs Wisconsin	11/26/11	1	0	0	.000	0	0	.000	0	0	.000	1	0	1	3.7	0	0	0	0	0	0	0	0	2.2
vs Northern Arizona	11/30/11	16	1	2	.500	0	1	.000	0	0	.000	1	0	1	3.3	3	0	2	3	0	0	2	2.1	
vs Oregon	12/03/11	2	0	0	.000	0	0	.000	0	0	.000	0	0	0	2.9	1	0	0	1	0	0	0	1.9	
WEBER STATE	12/07/11	3	0	0	.000	0	0	.000	0	0	.000	0	0	0	2.6	0	0	0	1	0	0	0	1.7	
at Utah	12/10/11																							
BAYLOR	12/17/11																							
at Utah State	12/20/11	14	2	3	.667	0	1	.000	0	0	.000	0	0	0	2.3	0	0	1	0	0	0	4	1.9	
UC SANTA BARBARA	12/22/11	3	0	0	.000	0	0	.000	0	0	.000	0	0	0	2.1	0	0	0	0	0	0	0	0	1.7
CS SAN MARCOS	12/27/11	15	1	3	.333	0	1	.000	2	4	.500	2	2	4	2.3	0	0	1	1	0	1	4	1.9	
at Saint Mary's (CA)	12/29/11	1	0	0	.000	0	0	.000	2	2	1.000	1	0	1	2.2	0	0	0	0	0	0	2	1.9	
SAN DIEGO	12/31/11	5	0	0	.000	0	0	.000	0	0	.000	1	1	2	2.1	0	0	1	1	1	1	0	1.8	
at Loyola Marymount	01/05/12																							
SAN FRANCISCO	01/07/12	11	0	1	.000	0	0	.000	1	2	.500	0	0	0	2.0	1	0	0	0	1	0	1	1.7	
SANTA CLARA	01/14/12	2	0	0	.000	0	0	.000	2	2	1.000	0	1	1	1.9	0	0	0	0	0	0	2	1.8	
at San Diego	01/16/12	6	0	0	.000	0	0	.000	1	2	.500	0	0	0	1.8	1	0	0	0	0	0	1	1.7	
LOYOLA MARYMOUNT	01/19/12	2	0	0	.000	0	0	.000	0	0	.000	0	1	1	1.8	0	0	0	1	0	0	0	1.6	
at Pepperdine	01/21/12																							
at Virginia Tech	01/25/12																							
SAINT MARY'S	01/28/12	1	0	0	.000	0	0	.000	0	0	.000	1	0	1	1.7	0	0	0	0	0	0	0	0	1.5
GONZAGA	02/02/12																							
at Portland	02/04/12	5	0	0	.000	0	0	.000	1	2	.500	0	0	0	1.7	0	0	0	0	0	0	1	1.5	
PEPPERDINE	02/11/12	7	0	1	.000	0	1	.000	3	4	.750	0	0	0	1.6	1	0	1	0	0	0	3	1.6	
at San Francisco	02/16/12	2	0	1	.000	0	0	.000	0	0	.000	0	0	0	1.5	1	0	0	0	0	0	0	1.5	
at Santa Clara	02/18/12	2	0	0	.000	0	0	.000	0	0	.000	0	1	1	1.5	1	0	0	0	0	0	0	1.4	
at Gonzaga	02/23/12	18	0	1	.000	0	0	.000	0	0	.000	3	0	3	1.5	2	0	1	0	1	1	0	1.4	
PORTLAND	02/25/12	1	0	0	.000	0	0	.000	0	0	.000	0	0	0	1.5	0	0	0	0	0	0	0	1.3	
vs San Diego	03/02/12	1	0	1	.000	0	0	.000	0	0	.000	0	0	0	1.4	0	0	0	0	0	0	0	1.3	
vs GONZAGA	03/03/12	2	0	0	.000	0	0	.000	0	0	.000	0	1	1	1.4	0	0	0	0	0	0	0	1.2	
Totals		0	196	9	23	.391	1	5	.200	14	23	.609	16	22	38	1.4	21	0	12	12	3	4	33	1.2

CAREER STATISTICS (ALL GAMES)																									
Year	GP	GS	Min	Avg	FG	FGA	Pct	3FG	FGA	Pct	FT	FTA	Pct	Off	Def	TR	Avg	PF	FO	A	TO	Blk	Stl	Pts	Avg
2011-12	27	0	196	7.3	9	23	.391	1	5	.200	14	23	.609	16	22	38	1.4	21	0	12	12	3	4	33	1.2
TOTAL	27	0	196	7.3	9	23	.391	1	5	.200	14	23	.609	16	22	38	1.4	21	0	12	12	3	4	33	1.2

CAREER STATISTICS (CONFERENCE GAMES)																									
Year	GP	GS	Min	Avg	FG	FGA	Pct	3FG	FGA	Pct	FT	FTA	Pct	Off	Def	TR	Avg	PF	FO	A	TO	Blk	Stl	Pts	Avg
2011-12	13	0	63	4.8	0	4	.000	0	1	.000	10	14	.714	6	4	10	0.8	7	0	3	2	3	2	10	0.8
TOTAL	13	0	63	4.8	0	4	.000	0	1	.000	10	14	.714	6	4	10	0.8	7	0	3	2	3	2	10	0.8





**13 — BROCK ZYLSTRA**  
6-6 • 210 • Junior • Guard  
La Verne, Calif. (Bonita HS)

**ZYLSTRA NOTES**

**Last time out**

- Posted 3 points, 5 boards and 1 steal vs. Gonzaga

**In 2011-12**

- Played in every game but 1 and has started 26
- Shot a perfect 8 of 8 from the field and made 6 treys vs. San Francisco. The six consecutive threes made ties a BYU record for consecutive 3-pointers in a single game (Jonathan Tavernari 2007, Nate Call 1991)
- Scored a career-high 26 points against Buffalo to go with 4 assists and 4 steals
- Averages 8.4 points, 4.3 rebounds, 1.8 assists and 1.3 steals
- Has at least 1 steal in 25 games
- 46.0 percent FG shooting and 38.3 percent 3-point FG shooting

**Other**

- Parents are Dave and Maxine Zylstra
- Wife's name is Sarah and they have a daughter, Sophia
- Served a mission for The Church of Jesus Christ of Latter-day Saints in New Zealand
- Recruited by Yale, Harvard, UC Davis, UC Irvine, UC Santa Barbara and Dartmouth
- Averaged 22 points, 12 rebounds, three steals and one block per game as a senior at Bonita HS

Click/scan for Zylstra's bio on BYUcougars.com



**11-12 SEASON HIGHS**

Points: 26, Buffalo -- 12/20/11  
Points 1st half: 15, vs. Northern Arizona -- 11/30/11  
Points 2nd half: 14, at San Diego -- 1/16/12  
Rebounds: 9, Portland -- 2/25/12  
Assists: 5, UCSB -- 12/22/11  
Steals: 4, Buffalo -- 12/20/11, vs. San Diego -- 3/2/12  
Blocks: 1, three times, last, vs. San Diego -- 3/2/12  
FG made: 9, Buffalo -- 12/20/11  
FG attempts: 16, Buffalo -- 12/20/11  
3FG made: 6, vs. San Francisco -- 1/7/12  
3FG attempts: 10, Buffalo -- 12/20/11  
FT made: 4, Buffalo -- 12/20/11, Portland -- 2/25/12  
FT attempts: 6, Portland -- 2/25/12

**CAREER HIGHS**

Points: 26, Buffalo -- 12/20/11  
Rebounds: 9, Portland -- 2/25/12  
Assists: 5, UCSB -- 12/22/11  
Steals: 4, Buffalo -- 12/20/11, vs. San Diego -- 3/2/12  
Blocks: 1, four times, last, vs. San Diego -- 3/2/12  
FG made: 9, Buffalo -- 12/20/11  
FG attempts: 16, Buffalo -- 12/20/11  
3FG made: 6, vs. San Francisco -- 1/7/12  
3FG attempts: 10, Buffalo -- 12/20/11  
FT made: 4, Buffalo -- 12/20/11  
FT attempts: 6, Portland -- 2/25/12

**MISCELLANEOUS**

	11-12	Career
Double-Figure Pts:	8 (8-0)	9 (9-0)
20-plus Pts:	4 (4-0)	4 (4-0)
Double-Figure Reb:	0 (0-0)	0 (0-0)
Double-Doubles:	0 (0-0)	0 (0-0)
3-plus Steals:	3 (2-1)	3 (2-1)
3-plus Blocks:	0 (0-0)	0 (0-0)
3-plus 3-point FGs:	6 (6-0)	7 (7-0)
Scoring Leader:	4 (4-0)	4 (4-0)
Rebound Leader:	2 (2-0)	2 (2-0)
Assist Leader:	1 (0-1)	1 (0-1)

**2011-12 GAME-BY-GAME**

Opponent	Date	GS	Min	FG FGA	Pct	3FG FGA	Pct	FT FTA	Pct	Off	Def	TR	Avg	PF	FO	A	TO	Blk	Stl	Pts	Avg			
at Utah State	11/11/11	*	31	1 4	.250	0 3	.000	0 0	.000	0	3	3	3.0	3	0	1	5	0	1	2	2.0			
BYU-HAWAII	11/15/11	*	32	3 9	.333	1 4	.250	0 0	.000	3	3	6	4.5	2	0	1	5	0	1	7	4.5			
LONGWOOD	11/18/11	*	18	2 5	.400	2 3	.667	0 0	.000	1	0	1	3.3	1	0	1	0	0	1	6	5.0			
PRAIRIE VIEW A&M	11/22/11	*	14	2 4	.500	2 4	.500	2 2	1.000	1	3	4	3.5	3	0	1	2	0	1	8	5.8			
vs Nevada	11/25/11	*	30	3 7	.429	2 5	.400	0 0	.000	1	1	2	3.2	1	0	2	0	0	1	8	6.2			
vs Wisconsin	11/26/11	*	22	2 7	.286	0 4	.000	0 0	.000	1	4	5	3.5	1	0	0	0	0	1	4	5.8			
vs Northern Arizona	11/30/11	*	26	8 10	.800	5 6	.833	2 2	1.000	1	2	3	3.4	3	0	1	1	0	1	23	8.3			
vs Oregon	12/03/11	*	26	2 6	.333	1 4	.250	2 3	.667	0	0	0	3.0	1	0	3	0	0	2	7	8.1			
WEBER STATE	12/07/11	*	27	6 11	.545	3 5	.600	0 0	.000	0	6	6	3.3	1	0	2	0	1	1	15	8.9			
at Utah	12/10/11	*	28	2 6	.333	2 5	.400	0 0	.000	1	1	2	3.2	1	0	4	1	0	0	6	8.6			
BAYLOR	12/17/11	*	38	1 4	.250	1 2	.500	1 2	.500	0	7	7	3.5	1	0	3	3	0	1	4	8.2			
BUFFALO	12/20/11	*	36	9 16	.563	4 10	.400	4 4	1.000	0	2	2	3.4	1	0	4	2	0	4	26	9.7			
UC SANTA BARBARA	12/22/11	*	32	3 5	.600	2 4	.500	1 4	.250	1	6	7	3.7	3	0	5	4	1	1	9	9.6			
CS SAN MARCOS	12/27/11	*	21	1 2	.500	1 2	.500	0 0	.000	1	3	4	3.7	0	0	2	1	0	2	3	9.1			
at Saint Mary's (CA)	12/29/11	*	32	2 3	.667	0 1	.000	0 1	.000	1	1	2	3.6	4	0	3	1	0	0	4	8.8			
SAN DIEGO	12/31/11	*	28	2 6	.333	1 5	.200	3 4	.750	1	5	6	3.8	2	0	3	1	0	0	8	8.8			
at Loyola Marymount	01/05/12	*	29	0 1	.000	0 1	.000	0 0	.000	1	4	5	3.8	4	0	3	2	0	0	0	8.2			
SAN FRANCISCO	01/07/12	*	25	8 8	1.000	6 6	1.000	0 0	.000	0	6	6	3.9	2	0	3	3	0	1	22	9.0			
SANTA CLARA	01/14/12	*	29	3 6	.500	1 3	.333	0 0	.000	0	4	4	3.9	2	0	2	1	0	1	7	8.9			
at San Diego	01/16/12	*	33	6 11	.545	5 8	.625	0 0	.000	0	7	7	4.1	0	0	1	2	0	3	17	9.3			
LOYOLA MARYMOUNT	01/19/12	*	35	2 7	.286	1 5	.200	2 4	.500	3	3	6	4.2	3	0	0	1	0	2	7	9.2			
at Pepperdine	01/21/12	*	36	1 6	.167	0 4	.000	3 5	.600	2	5	7	4.3	1	0	1	1	0	2	5	9.0			
at Virginia Tech	01/25/12	*	27	1 5	.200	1 5	.200	0 0	.000	0	0	0	4.1	4	0	2	0	0	0	3	8.7			
SAINT MARY'S	01/28/12	*	28	0 5	.000	0 4	.000	1 2	.500	3	1	4	4.1	1	0	3	2	1	3	1	8.4			
GONZAGA	02/02/12	25	2 3	.667	0 1	.000	0 0	.000	0 0	4	4	4.1	2	0	1	1	0	2	4	8.2				
at Portland	02/04/12	28	3 5	.600	0 2	.000	6 9	.667	2 3	5	4.2	3	0	0	1	0	1	0	1	12	8.4			
PEPPERDINE	02/11/12	DNP																						
at San Francisco	02/16/12	18	1 5	.200	0 3	.000	1 2	.500	1 3	4	4.1	0	0	1	1	0	1	0	1	3	8.2			
at Santa Clara	02/18/12	26	5 6	.833	2 3	.667	0 0	.000	0 5	5	4.2	1	0	1	1	1	0	1	0	12	8.3			
at Gonzaga	02/23/12	17	0 5	.000	0 4	.000	0 0	.000	0 0	0	0	4.0	2	0	0	0	0	0	0	0	8.0			
PORTLAND	02/25/12	37	6 12	.500	4 8	.500	4 6	.667	3 6	9	4.2	0	0	1	1	0	1	0	1	20	8.4			
vs San Diego	03/02/12	* 35	5 8	.625	2 3	.667	0 0	.000	0 6	6	4.3	2	0	2	1	1	4	12	8.5					
vs GONZAGA	03/03/12	* 31	1 5	.200	0 2	.000	1 2	.500	1 4	5	4.3	1	0	0	0	0	0	1	3	8.4				
Totals		26	900	93	202	.460	49	128	.383	33	52	.635	29	108	137	4.3	56	0	59	44	5	40	268	8.4

CAREER STATISTICS (ALL GAMES)																						
Year	GP	GS	Min	Avg	FG FGA	Pct	3FG FGA	Pct	FT FTA	Pct	Off	Def	TR	Avg	PF	FO	A	TO	Blk	Stl	Pts	Avg
2009-10	20	0	63	3.2	7 18	.389	0 3	.000	5 8	.625	2 11	13	0.7	4	0	2	4	1	1	19	1.0	
2010-11	29	0	150	5.2	10 32	.313	6 22	.273	7 12	.583	5 19	24	0.8	13	0	9	4	0	8	33	1.1	
2011-12	32	26	900	28.1	93 202	.460	49 128	.383	33 52	.635	29 108	137	4.3	56	0	59	44	5	40	268	8.4	
<b>TOTAL</b>	<b>81</b>	<b>26</b>	<b>1113</b>	<b>13.7</b>	<b>110 252</b>	<b>.437</b>	<b>55 153</b>	<b>.359</b>	<b>45 72</b>	<b>.625</b>	<b>36 138</b>	<b>174</b>	<b>2.1</b>	<b>73</b>	<b>0</b>	<b>70</b>	<b>52</b>	<b>6</b>	<b>49</b>	<b>320</b>	<b>4.0</b>	

CAREER STATISTICS (CONFERENCE GAMES)																						
Year	GP	GS	Min	Avg	FG FGA	Pct	3FG FGA	Pct	FT FTA	Pct	Off	Def	TR	Avg	PF	FO	A	TO	Blk	Stl	Pts	Avg
2009-10	8	0	24	3.0	3 7	.429	0 1	.000	2 4	.500	1 1	2	0.3	2	0	1	2	0	0	8	1.0	
2010-11	11	0	40	3.6	2 7	.286	0 3	.000	3 7	.429	2 5	7	0.6	4	0	2	0	0	2	7	0.6	
2011-12	15	9	426	28.4	41 88	.466	20 57	.351	20 33	.606	17 57	74	4.9	27	0	23	19	2	17	122	8.1	
<b>TOTAL</b>	<b>34</b>	<b>9</b>	<b>490</b>	<b>14.4</b>	<b>46 102</b>	<b>.451</b>	<b>20 61</b>	<b>.328</b>	<b>25 44</b>	<b>.568</b>	<b>20 63</b>	<b>83</b>	<b>2.4</b>	<b>33</b>	<b>0</b>	<b>26</b>	<b>21</b>	<b>2</b>	<b>19</b>	<b>137</b>	<b>4.0</b>	





**14 — NICK MARTINEAU**  
**6-0 • 170 • Junior • Guard**  
**Fruit Heights, Utah (Davis HS)**

**MARTINEAU NOTES**

**Last time out**

- Played 1 minute vs. Gonzaga

**In 2011-12**

- Had 3 rebounds, 2 assists and 1 steal vs. CSUSM
- Posted 5 points and 1 rebound vs. Pepperdine
- Played 7 minutes vs. Prairie View A&M and tallied 2 rebounds, 2 assists and 1 steal
- Played 2 minutes vs. BYU-Hawaii and scored 1 point (1-2 FT)
- Made one 3-pointer vs. Longwood and vs. San Diego

**Other**

- Parents are Chris and Sherrie and has three brothers and one sister
- Wife's name is Karli
- Served a mission for The Church of Jesus Christ of Latter-day Saints in Chile
- Also recruited by Southern Utah, Penn, Columbia, Princeton, Stanford, Air Force, Utah State and Utah
- Averaged 15 points and six assists per game at Davis High School, earning first-team all-state honors as a senior
- Named Salt Lake Tribune second-team all-state and Deseret News third-team all-state his junior season
- Earned first-team all-state accolades as a wide receiver in football
- Honored by the National Football Foundation Hall of Fame

Click/scan for Martineau's bio on [BYUcougars.com](http://BYUcougars.com)



**11-12 SEASON HIGHS**

Points: 5, Pepperdine -- 2/11/12  
 Points 1st half: —  
 Points 2nd half: 3, Longwood -- 11/18/11, San Diego -- 12/31/11  
 Rebounds: — 3, CSUSM -- 12/27/11  
 Assists: — 2, Prairie View A&M -- 11/22/11, CSUSM -- 12/27/11  
 Steals: — 1, Prairie View A&M -- 11/22/11, CSUSM -- 12/27/11  
 Blocks: —  
 FG made: — 2, Pepperdine -- 2/11/12  
 FG attempts: — 2, CSUSM -- 12/27/11  
 3FG made: — 1, three times, last, Pepperdine -- 2/11/12  
 3FG attempts: — 2, Pepperdine -- 2/11/12  
 FT made: 1, BYU-Hawaii -- 11/15/11  
 FT attempts: 2, BYU-Hawaii -- 11/15/11

**CAREER HIGHS**

Points: 6, Loyola Marymount -- 01/03/08  
 Rebounds: 3, CSUSM -- 12/27/11  
 Assists: 4, Loyola Marymount -- 01/03/08  
 Steals: 2, Chicago State -- 11/20/10  
 Blocks: --  
 FG made: 2, Miss. Valley -- 11/23/10, Pepperdine -- 2/11/12  
 FG attempts: 3, twice, last vs Hawaii -- 12/04/10  
 3FG made: 1, 7 times, last, Pepperdine -- 2/11/12  
 3FG attempts: 2, 4 times, last, Pepperdine -- 2/11/12  
 FT made: 4, Loyola Marymount -- 01/03/08  
 FT attempts: 4, Loyola Marymount -- 01/03/08

**MISCELLANEOUS**

	11-12	Career
Double-Figure Pts:	0 (0-0)	0 (0-0)
20-plus Pts:	0 (0-0)	0 (0-0)
Double-Figure Reb:	0 (0-0)	0 (0-0)
Double-Doubles:	0 (0-0)	0 (0-0)
3-plus Steals:	0 (0-0)	0 (0-0)
3-plus Blocks:	0 (0-0)	0 (0-0)
3-plus 3-point FGs:	0 (0-0)	0 (0-0)
Scoring Leader:	0 (0-0)	0 (0-0)
Rebound Leader:	0 (0-0)	0 (0-0)
Assist Leader:	0 (0-0)	0 (0-0)

**2011-12 GAME-BY-GAME**

Opponent	Date	GS	Min	FG	FGA	Pct	3FG	FGA	Pct	FT	FTA	Pct	Off	Def	TR	Avg	PF	FO	A	TO	Blk	Stl	Pts	Avg
at Utah State	11/11/11		DNP																					
BYU-HAWAII	11/15/11	2	0	0	.000	0	0	.000	1	2	.500	0	0	0	0.0	0	0	0	0	0	0	1	1.0	
LONGWOOD	11/18/11	3	1	1	1.000	1	1	1.000	0	0	.000	0	0	0	0.0	0	0	0	0	0	0	3	2.0	
PRAIRIE VIEW A&M	11/22/11	7	0	0	.000	0	0	.000	0	0	.000	0	2	2	0.7	0	0	2	0	1	0	1.3		
vs Nevada	11/25/11	1	0	1	.000	0	0	.000	0	0	.000	0	0	0	0.5	0	0	0	0	0	0	1.0		
vs Wisconsin	11/26/11	1	0	0	.000	0	0	.000	0	0	.000	0	0	0	0.4	0	0	0	0	0	0	0.8		
vs Northern Arizona	11/30/11	5	0	1	.000	0	0	.000	0	0	.000	0	0	0	0.3	0	0	1	1	0	0	0.7		
vs. Oregon	12/3/11		DNP																					
WEBER STATE	12/07/11	5	1	1	1.000	0	0	.000	0	0	.000	0	0	0	0.3	0	0	1	1	0	0	2	0.9	
at Utah	12/10/11	1	0	0	.000	0	0	.000	0	0	.000	0	1	1	0.4	0	0	0	0	0	0	0	0.8	
BAYLOR	12/17/11		DNP																					
BUFFALO	12/20/11	1	0	1	.000	0	0	.000	0	0	.000	0	0	0	0.3	0	0	0	0	0	0	0	0.7	
UC SANTA BARBARA	12/22/11	1	0	0	.000	0	0	.000	0	0	.000	0	0	0	0.3	0	0	0	0	0	0	0	0.6	
CS SAN MARCOS	12/27/11	5	0	2	.000	0	1	.000	0	0	.000	1	2	3	0.5	1	0	2	1	0	1	0	0.5	
at Saint Mary's (CA)	12/29/11		DNP																					
SAN DIEGO	12/31/11	5	1	1	1.000	1	1	1.000	0	0	.000	0	0	0	0.5	0	0	0	0	0	3	0.8		
at Loyola Marymount	01/05/12		DNP																					
SAN FRANCISCO	01/07/12	3	0	1	.000	0	0	.000	0	0	.000	0	0	0	0.5	0	0	0	0	0	0	0	0.7	
SANTA CLARA	01/14/12		DNP																					
at San Diego	01/16/12	2	0	0	.000	0	0	.000	0	0	.000	0	0	0	0.4	0	0	0	0	0	0	0	0.6	
LOYOLA MARYMOUNT	01/19/12		DNP																					
at Pepperdine	01/21/12		DNP																					
at Virginia Tech	01/25/12		DNP																					
SAINT MARY'S	01/28/12		DNP																					
GONZAGA	02/02/12		DNP																					
at Portland	02/04/12		DNP																					
PEPPERDINE	02/11/12	7	2	4	.500	1	2	.500	0	0	.000	0	1	1	0.5	0	0	0	0	0	0	5	0.9	
at San Francisco	02/16/12		DNP																					
at Santa Clara	02/18/12	1	0	0	.000	0	0	.000	0	0	.000	0	0	0	0.4	0	0	0	0	0	0	0	0.9	
at Gonzaga	02/23/12		DNP																					
PORTLAND	02/25/12	1	0	0	.000	0	0	.000	0	0	.000	0	0	0	0.4	1	0	0	0	0	0	0	0.8	
vs. San Diego	03/02/12		DNP																					
vs GONZAGA	03/03/12	1	0	0	.000	0	0	.000	0	0	.000	0	0	0	0.4	0	0	0	0	0	0	0	0.8	
Totals		0	52	5	13	.385	3	5	.600	1	2	.500	1	6	7	0.4	2	0	6	3	0	2	14	0.8

**CAREER STATISTICS (ALL GAMES)**

Year	GP	GS	Min	Avg	FG	FGA	Pct	3FG	FGA	Pct	FT	FTA	Pct	Off	Def	TR	Avg	PF	FO	A	TO	Blk	Stl	Pts	Avg
2007-08	20	0	115	5.8	4	14	.286	1	5	.200	4	6	.667	2	6	8	0.4	13	0	14	9	0	3	13	0.7
2010-11	25	0	121	4.8	6	22	.273	3	12	.250	2	2	1.000	0	11	11	0.4	7	0	14	4	0	5	17	0.7
2011-12	18	0	52	2.9	5	13	.385	3	5	.600	1	2	.500	1	6	7	0.4	2	0	6	3	0	2	14	0.8
<b>TOTAL</b>	<b>63</b>	<b>0</b>	<b>288</b>	<b>4.6</b>	<b>15</b>	<b>49</b>	<b>.306</b>	<b>7</b>	<b>22</b>	<b>.318</b>	<b>7</b>	<b>10</b>	<b>.700</b>	<b>3</b>	<b>23</b>	<b>26</b>	<b>0.4</b>	<b>22</b>	<b>0</b>	<b>34</b>	<b>16</b>	<b>0</b>	<b>10</b>	<b>44</b>	<b>0.7</b>

**CAREER STATISTICS (CONFERENCE GAMES)**

Year	GP	GS	Min	Avg	FG	FGA	Pct	3FG	FGA	Pct	FT	FTA	Pct	Off	Def	TR	Avg	PF	FO	A	TO	Blk	Stl	Pts	Avg
2007-08	7	0	24	3.4	0	4	.000	0	2	.000	0	2	.000	0	1	1	0.1	2	0	0	3	0	2	0	0.0
2010-11	8	0	11	1.4	0	3	.000	0	1	.000	0	0	.000	0	0	0	0.0	2	0	1	0	0	0	0	0.0
2011-12	6	0	19	3.2	3	6	.500	2	3	.667	0	0	.000	0	1	1	0.2	1	0	0	0	0	0	8	1.3
<b>TOTAL</b>	<b>21</b>	<b>0</b>	<b>54</b>	<b>2.6</b>	<b>3</b>	<b>13</b>	<b>.231</b>	<b>2</b>	<b>6</b>	<b>.333</b>	<b>0</b>	<b>2</b>	<b>.000</b>	<b>0</b>	<b>2</b>	<b>2</b>	<b>0.1</b>	<b>5</b>	<b>0</b>	<b>1</b>	<b>3</b>	<b>0</b>	<b>2</b>	<b>8</b>	<b>0.4</b>





**WINDER NOTES**

**Last time out**

- Had 1 steal in 8 minutes vs. Gonzaga

**In 2011-12**

- Started 15 games and has played in 32 games
- BYU's assist leader in 7 games
- Got first start in 14 games vs. Gonzaga and posted 10 points, 5 assists, 4 boards and 3 steals
- Hit 7 of 8 from the field and 6 of 7 from downtown for a career-best 20 points vs. Buffalo
- Had 9 points, 4 rebounds, 4 assists and 4 steals against Nevada, his first career start
- Averages 4.3 points, 1.7 assists, 1.6 rebounds and 1.1 steals

**Other**

- Parents are Chuck Winder and Teresa Williams
- Also recruited by Nevada, SMU, Portland, UC Riverside and Idaho
- Helped lead Bishop Gorman to back-to-back Nevada 4A state titles
- Averaged 17 points and seven boards as a senior and led Bishop Gorman to a 30-2 record
- Earned first-team all-Southwest League and first-team all-Sunset Division honors
- As a junior averaged 13.8 points, 8.2 rebounds and 3.0 assists and helped Bishop Gorman to a 28-5 record
- Earned all-tournament honors at the Wyoming Energy Classic

Click/scan for Winder's bio on [BYUcougars.com](http://BYUcougars.com)



**20 — ANSON WINDER**

**6-3 • 195 • Freshman • Guard**  
Las Vegas, Nev. (Bishop Gorman HS)

**11-12 SEASON/CAREER HIGHS**

Points: 20, Buffalo -- 12/20/11  
 Points 1st half: 17, Buffalo -- 12/20/11  
 Points 2nd half: 7 vs. Oregon -- 12/3/11  
 Rebounds: 4, vs Nevada -- 11/25/11, Gonzaga -- 2/2/12  
 Assists: 9, vs Northern Arizona -- 11/30/11  
 Steals: 4, vs Nevada -- 11/25/11  
 Blocks: 2, vs Northern Arizona -- 11/30/11  
 FG made: 7, Buffalo -- 12/20/11  
 FG attempts: 9, vs Nevada -- 11/25/11  
 3FG made: 6, Buffalo -- 12/20/11  
 3FG attempts: 7, Buffalo -- 12/20/11  
 FT made: 3, Prairie View A&M -- 11/22/11, UCSB -- 12/22/11  
 FT attempts: 5, Longwood -- 11/18/11

**MISCELLANEOUS**

	11-12	Career
Double-Figure Pts:	5 (5-0)	5 (5-0)
20-plus Pts:	1 (1-0)	1 (1-0)
Double-Figure Reb:	0 (0-0)	0 (0-0)
Double-Doubles:	0 (0-0)	0 (0-0)
3-plus Steals:	7 (5-2)	7 (5-2)
3-plus Blocks:	0 (0-0)	0 (0-0)
3-plus 3-point FGs:	2 (2-0)	2 (2-0)
Scoring Leader:	0 (0-0)	0 (0-0)
Rebound Leader:	1 (1-0)	1 (1-0)
Assist Leader:	7 (7-0)	7 (7-0)

**2011-12 GAME-BY-GAME**

Opponent	Date	GS	Min	FG	FGA	Pct	3FG	FGA	Pct	FT	FTA	Pct	Off	Def	TR	Avg	PF	FO	A	TO	Blk	Stl	Pts	Avg	
at Utah State	11/11/11	DNP																							
BYU-HAWAII	11/15/11	2	0	0	.000	0	0	.000	0	0	.000	0	1	1	1.0	0	0	0	0	0	0	0	0	0.0	
LONGWOOD	11/18/11	25	2	5	.400	2	4	.500	2	5	.400	0	1	1	1.0	1	0	5	0	0	0	0	8	4.0	
PRAIRIE VIEW A&M	11/22/11	21	3	5	.600	2	4	.500	3	3	1.000	0	3	3	1.7	2	0	4	2	0	0	11	6.3		
vs Nevada	11/25/11	* 38	4	9	.444	0	4	.000	1	2	.500	0	4	4	2.3	2	0	4	3	0	4	9	7.0		
vs Wisconsin	11/26/11	* 21	0	0	.000	0	0	.000	0	0	.000	0	0	0	1.8	0	0	3	1	0	0	0	5.6		
vs Northern Arizona	11/30/11	* 22	1	3	.333	0	1	.000	1	2	.500	0	2	2	1.8	1	0	9	3	2	3	3	5.2		
vs Oregon	12/03/11	* 37	4	8	.500	2	5	.400	0	1	.000	1	1	2	1.9	0	6	3	0	1	10	5.9			
WEBER STATE	12/07/11	* 19	0	3	.000	0	3	.000	0	0	.000	0	1	1	1.8	1	0	1	0	1	0	0	5.1		
at Utah	12/10/11	* 12	0	5	.000	0	4	.000	1	2	.500	1	1	2	1.8	1	0	0	2	0	0	0	4.7		
BAYLOR	12/17/11	3	0	0	.000	0	0	.000	1	2	.500	0	0	0	1.6	0	0	0	0	0	0	0	1	4.3	
BUFFALO	12/20/11	19	7	8	.875	6	7	.857	0	0	.000	0	0	0	1.5	0	0	2	3	0	1	20	5.7		
UC SANTA BARBARA	12/22/11	13	0	2	.000	0	2	.000	3	4	.750	0	3	3	1.6	0	0	0	0	0	0	0	3	5.5	
CS SAN MARCOS	12/27/11	14	0	6	.000	0	4	.000	0	0	.000	0	1	1	1.5	1	0	1	0	0	0	0	5.1		
at Saint Mary's (CA)	12/29/11	21	3	7	.429	2	3	.667	0	0	.000	0	1	1	1.5	0	0	1	0	0	3	8	5.3		
SAN DIEGO	12/31/11	16	0	2	.000	0	2	.000	0	0	.000	0	0	0	1.4	1	0	5	2	0	1	0	4.9		
at Loyola Marymount	01/05/12	9	0	2	.000	0	2	.000	2	2	1.000	0	1	1	1.4	1	0	0	1	0	3	2	4.8		
SAN FRANCISCO	01/07/12	9	1	2	.500	1	1	1.000	2	2	1.000	0	2	2	1.4	4	0	2	2	0	0	5	4.8		
SANTA CLARA	01/14/12	4	0	0	.000	0	0	.000	0	0	.000	0	1	1	1.4	0	0	0	0	1	0	1	0	4.5	
at San Diego	01/16/12	5	0	0	.000	0	0	.000	0	0	.000	0	1	1	1.4	0	0	0	0	0	0	0	0	4.3	
LOYOLA MARYMOUNT	01/19/12	9	1	5	.200	0	4	.000	0	0	.000	0	0	0	1.3	0	0	0	0	0	1	2	4.2		
at Pepperdine	01/21/12	4	0	1	.000	0	1	.000	0	0	.000	0	0	0	1.2	0	0	0	0	0	0	0	0	4.0	
at Virginia Tech	01/25/12	14	1	3	.333	0	1	.000	1	2	.500	0	1	1	1.2	0	0	0	0	0	3	3	3.9		
SAINT MARY'S	01/28/12	25	3	5	.600	1	2	.500	1	2	.500	1	3	4	1.3	3	0	0	0	0	3	8	4.1		
GONZAGA	02/02/12	* 27	4	8	.500	1	4	.250	1	2	.500	0	4	4	1.5	2	0	5	0	0	3	10	4.3		
at Portland	02/04/12	* 16	0	2	.000	0	2	.000	0	0	.000	0	0	0	1.4	2	0	1	0	0	1	0	4.2		
PEPPERDINE	02/11/12	* 19	3	8	.375	3	7	.429	1	2	.500	0	3	3	1.5	3	0	1	1	0	0	10	4.4		
at San Francisco	02/16/12	* 22	3	5	.600	0	0	.000	2	2	1.000	0	6	6	1.6	2	0	2	1	0	1	8	4.5		
at Santa Clara	02/18/12	* 14	3	8	.375	1	4	.250	0	0	.000	0	0	0	1.6	2	0	2	1	0	1	7	4.6		
at Gonzaga	02/23/12	* 12	2	5	.400	1	3	.333	0	0	.000	0	1	1	1.6	4	0	0	1	0	1	5	4.6		
PORTLAND	02/25/12	* 26	0	2	.000	0	1	.000	2	2	1.000	0	3	3	1.6	2	0	0	1	0	1	2	4.5		
vs San Diego	03/02/12	* 20	1	5	.200	1	4	.250	0	0	.000	0	2	2	1.6	1	0	0	2	0	2	3	4.5		
vs GONZAGA	03/03/12	* 8	0	1	.000	0	1	.000	0	0	.000	0	0	0	1.6	2	0	0	1	0	1	0	4.3		
Totals			15	526	46	125	.368	23	80	.288	24	37	.649	3	47	50	1.6	38	0	54	31	3	35	139	4.3

CAREER STATISTICS (ALL GAMES)																									
Year	GP	GS	Min	Avg	FG	FGA	Pct	3FG	FGA	Pct	FT	FTA	Pct	Off	Def	TR	Avg	PF	FO	A	TO	Blk	Stl	Pts	Avg
2011-12	32	15	526	16.4	46	125	.368	23	80	.288	24	37	.649	3	47	50	1.6	38	0	54	31	3	35	139	4.3
<b>TOTAL</b>	<b>32</b>	<b>15</b>	<b>526</b>	<b>16.4</b>	<b>46</b>	<b>125</b>	<b>.368</b>	<b>23</b>	<b>80</b>	<b>.288</b>	<b>24</b>	<b>37</b>	<b>.649</b>	<b>3</b>	<b>47</b>	<b>50</b>	<b>1.6</b>	<b>38</b>	<b>0</b>	<b>54</b>	<b>31</b>	<b>3</b>	<b>35</b>	<b>139</b>	<b>4.3</b>

CAREER STATISTICS (CONFERENCE GAMES)																									
Year	GP	GS	Min	Avg	FG	FGA	Pct	3FG	FGA	Pct	FT	FTA	Pct	Off	Def	TR	Avg	PF	FO	A	TO	Blk	Stl	Pts	Avg
2011-12	16	7	238	14.9	23	62	.371	10	36	.278	11	14	.786	1	26	27	1.7	26	0	19	11	0	20	67	4.2
<b>TOTAL</b>	<b>16</b>	<b>7</b>	<b>238</b>	<b>14.9</b>	<b>23</b>	<b>62</b>	<b>.371</b>	<b>10</b>	<b>36</b>	<b>.278</b>	<b>11</b>	<b>14</b>	<b>.786</b>	<b>1</b>	<b>26</b>	<b>27</b>	<b>1.7</b>	<b>26</b>	<b>0</b>	<b>19</b>	<b>11</b>	<b>0</b>	<b>20</b>	<b>67</b>	<b>4.2</b>





**21 — STEPHEN ROGERS**  
 6-8 • 195 • Junior • Forward  
 Mesa, Ariz. (Mesa CC)

**ROGERS NOTES**

**Last time out**

- Played 5 minutes and had 1 rebound vs. Gonzaga

**In 2011-12**

- Has played in 18 games and started two
- Scored 15 points in 18 minutes vs. Weber State
- Had 17 points vs. Longwood and 18 vs. Prairie View A&M
- Averages 6.0 points, 1.7 rebounds and 1.3 assists
- 46.6 percent FG shooting
- Has missed significant time due to a knee injury

**Other**

- Parents are Kimball and Sharon Rogers and is the youngest of seven children
- Wife's name is Ginny
- Served a mission for The Church of Jesus Christ of Latter-day Saints in Cleveland, Ohio
- Earned junior college All-America honors while leading Mesa CC to a 25-7 record (2009-10)
- Averaged 21.3 points, 5.3 rebounds, 1.5 assists and 1.3 steals and made 85 threes and shot .499 from the field, .427 from three and .810 from the free throw line
- Redshirted one season at Arizona State prior to playing at Mesa

Click/scan for Rogers' bio on BYUcougars.com



**11-12 SEASON HIGHS**

Points: 18, Prairie View A&M – 11/22/11  
 Points 1st half: 8, Prairie View A&M – 11/22/11  
 Points 2nd half: 14, Longwood – 11/18/11  
 Rebounds: 6, vs. Northern Arizona – 11/30/11  
 Assists: 3, four times, last, Santa Clara -- 01/14/12  
 Steals: 3, Longwood – 11/18/11  
 Blocks: 2 BYU-Hawaii – 11/15/11  
 FG made: 7, Longwood – 11/18/11  
 FG attempts: 10, vs. Oregon – 12/3/11, Weber State – 12/7/11  
 3FG made: 4, vs. Oregon – 12/3/11  
 3FG attempts: 7, vs. Oregon – 12/3/11  
 FT made: 3, Prairie View A&M – 11/22/11  
 FT attempts: 4, Prairie View A&M – 11/22/11

**CAREER HIGHS**

Points: 18, Prairie View A&M -- 11/22/11  
 Rebounds: 8, UNLV -- 02/05/11  
 Assists: 3, four times, last, Santa Clara -- 01/14/12  
 Steals: 3, Longwood -- 11/18/11  
 Blocks: 2, three times, last, Weber State, 12/7/11  
 FG made: 7, Longwood -- 11/18/11  
 FG attempts: 10, three times, last, Weber State – 12/7/11  
 3FG made: 4, vs. Oregon – 12/3/11  
 3FG attempts: 7, vs. Oregon – 12/3/11  
 FT made: 11, Fresno Pacific -- 01/01/11  
 FT attempts: 11, Fresno Pacific -- 01/01/11

**MISCELLANEOUS**

	11-12	Career
Double-Figure Pts:	4 (4-0)	10 (10-0)
20-plus Pts:	0 (0-0)	0 (0-0)
Double-Figure Reb:	0 (0-0)	0 (0-0)
Double-Doubles:	0 (0-0)	0 (0-0)
3-plus Steals:	1 (1-0)	1 (1-0)
3-plus Blocks:	0 (0-0)	0 (0-0)
3-plus 3-point FGs:	3 (3-0)	6 (6-0)
Scoring Leader:	1 (1-0)	2 (2-0)
Rebound Leader:	0 (0-0)	1 (1-0)
Assist Leader:	0 (0-0)	0 (0-0)

**2011-12 GAME-BY-GAME**

Opponent	Date	GS	Min	FG	FGA	Pct	3FG	FGA	Pct	FT	FTA	Pct	Off	Def	TR	Avg	PF	FO	A	TO	Blk	Stl	Pts	Avg	
at Utah State	11/11/11	*	29	3	7	.429	0	4	.000	1	2	.500	0	0	0	0.0	5	1	3	1	1	1	7	7.0	
BYU-HAWAII	11/15/11	*	22	2	5	.400	1	2	.500	0	0	.000	0	2	2	1.0	3	0	1	2	2	0	5	6.0	
LONGWOOD	11/18/11		18	7	9	.778	3	5	.600	0	0	.000	2	0	2	1.3	0	0	3	0	0	3	17	9.7	
PRAIRIE VIEW A&M	11/22/11		21	6	9	.667	3	5	.600	3	4	.750	0	2	2	1.5	1	0	2	0	1	1	18	11.8	
vs Nevada	11/25/11		11	1	4	.250	0	1	.000	0	0	.000	0	4	2	0.0	0	0	2	2	0	0	2	9.8	
vs Wisconsin	11/26/11		12	3	6	.500	0	1	.000	0	0	.000	0	2	2	2.0	0	0	0	2	0	0	6	9.2	
vs Northern Arizona	11/30/11		27	3	6	.500	2	5	.400	0	0	.000	0	6	6	2.6	2	0	3	0	0	0	8	9.0	
vs Oregon	12/03/11		21	5	10	.500	4	7	.571	2	3	.667	0	1	1	2.4	1	0	2	2	0	2	16	9.9	
WEBER STATE	12/07/11		18	6	10	.600	1	3	.333	2	2	1.000	0	0	0	2.1	0	0	1	0	1	0	15	10.4	
at Utah	12/10/11		19	2	8	.250	1	5	.200	0	2	.000	0	3	3	2.2	2	0	2	1	1	0	5	9.9	
BAYLOR	12/17/11																								
BUFFALO	12/20/11																								
UC SANTA BARBARA	12/22/11																								
CS SAN MARCOS	12/27/11																								
at Saint Mary's (CA)	12/29/11																								
SAN DIEGO	12/31/11																								
at Loyola Marymount	01/05/12		7	0	3	.000	0	2	.000	2	2	1.000	1	0	1	2.1	1	0	1	0	0	0	2	9.2	
SAN FRANCISCO	01/07/12		8	1	1	1.000	1	1	1.000	0	0	.000	0	3	3	2.2	3	0	1	1	0	0	3	8.7	
SANTA CLARA	01/14/12		12	1	6	.167	0	3	.000	0	0	.000	0	3	3	2.2	0	0	3	0	0	1	2	8.2	
at San Diego	01/16/12		5	1	1	1.000	0	0	.000	0	0	.000	0	0	0	2.1	0	0	0	0	0	0	2	7.7	
LOYOLA MARYMOUNT	01/19/12																								
at Pepperdine	01/21/12																								
at Virginia Tech	01/25/12																								
SAINT MARY'S	01/28/12		3	0	1	.000	0	0	.000	0	0	.000	0	0	0	1.9	1	0	0	1	1	0	0	7.2	
GONZAGA	02/02/12																								
at Portland	02/04/12																								
PEPPERDINE	02/11/12																								
at San Francisco	02/16/12																								
at Santa Clara	02/18/12																								
at Gonzaga	02/23/12		6	0	1	.000	0	1	.000	0	0	.000	0	0	0	1.8	0	0	0	0	0	0	0	6.8	
PORTLAND	02/25/12																								
vs San Diego	03/02/12		1	0	0	.000	0	0	.000	0	0	.000	0	0	0	1.7	0	0	0	0	0	0	0	6.4	
vs GONZAGA	03/03/12		5	0	1	.000	0	1	.000	0	0	.000	0	1	1	1.7	0	0	0	1	0	0	0	6.0	
Totals			2	245	41	88	.466	16	46	.348	10	15	.667	3	27	30	1.7	19	1	23	14	6	9	108	6.0

CAREER STATISTICS (ALL GAMES)																									
Year	GP	GS	Min	Avg	FG	FGA	Pct	3FG	FGA	Pct	FT	FTA	Pct	Off	Def	TR	Avg	PF	FO	A	TO	Blk	Stl	Pts	Avg
2010-11	36	0	368	10.2	43	105	.410	21	61	.344	41	48	.854	17	61	78	2.2	26	0	12	22	8	10	148	4.1
2011-12	18	2	245	13.6	41	88	.466	16	46	.348	10	15	.667	3	27	30	1.7	19	1	23	14	6	9	108	6.0
<b>TOTAL</b>	<b>54</b>	<b>2</b>	<b>613</b>	<b>11.4</b>	<b>84</b>	<b>193</b>	<b>.435</b>	<b>37</b>	<b>107</b>	<b>.346</b>	<b>51</b>	<b>63</b>	<b>.810</b>	<b>20</b>	<b>88</b>	<b>108</b>	<b>2.0</b>	<b>45</b>	<b>1</b>	<b>35</b>	<b>36</b>	<b>14</b>	<b>19</b>	<b>256</b>	<b>4.7</b>

CAREER STATISTICS (CONFERENCE GAMES)																									
Year	GP	GS	Min	Avg	FG	FGA	Pct	3FG	FGA	Pct	FT	FTA	Pct	Off	Def	TR	Avg	PF	FO	A	TO	Blk	Stl	Pts	Avg
2010-11	16	0	172	10.8	23	53	.434	10	30	.333	10	10	1.000	7	26	33	2.1	14	0	5	11	2	5	66	4.1
2011-12	6	0	41	6.8	3	13	.231	1	7	.143	2	2	1.000	1	6	7	1.2	5	0	5	2	1	1	9	1.5
<b>TOTAL</b>	<b>22</b>	<b>0</b>	<b>213</b>	<b>9.7</b>	<b>26</b>	<b>66</b>	<b>.394</b>	<b>11</b>	<b>37</b>	<b>.297</b>	<b>12</b>	<b>12</b>	<b>1.000</b>	<b>8</b>	<b>32</b>	<b>40</b>	<b>1.8</b>	<b>19</b>	<b>0</b>	<b>10</b>	<b>13</b>	<b>3</b>	<b>6</b>	<b>75</b>	<b>3.4</b>





**24 — DAMARCUS HARRISON**  
 6-5 • 190 • Freshman • Guard  
 Greenwood, S.C. (Christ HS)

**HARRISON NOTES**

**Last time out**

- Played 1 minute vs. Gonzaga

**In 2011-12**

- Has played in 28 of 33 games this season
- Helped provide spark off the bench with back-to-back buckets including a trey vs. Gonzaga
- Scored 8 points off the bench vs. Baylor
- Scored 11 points vs. Longwood, draining 3 of 5 three-pointers
- Scored 9 points vs. Wisconsin
- Averages 3.0 points

**Other**

- Also recruited by Clemson, Florida State, Marquette and Wisconsin
- As a senior helped Christ School to a 32-5 overall record, a 12-0 league record and the NCISAA State Title
- Named NCISAA 3A All-State
- Earned first-team Asheville Citizen-Times All-WNC honors
- Shared team MVP honors with Marshall Plumlee (Duke)
- A Jordan Brand Classic Regional All-Star
- Named CAA All-Conference and CAA Player of the Year

Click/scan for Harrison's bio on [BYUcougars.com](http://BYUcougars.com)



**11-12 SEASON/CAREER HIGHS**

Points: 11, Longwood – 11/18/11  
 Points 1st half: 8, Baylor – 12/17/11  
 Points 2nd half: 6, three times, last, San Diego – 12/31/11  
 Rebounds: 3, Baylor – 12/17/11, CSUSM -- 12/27/11  
 Assists: 2, Four times, last, CSUSM -- 12/27/11  
 Steals: 2, three times, last, Pepperdine – 2/11/12  
 Blocks: 1, Baylor – 12/17/11  
 FG made: 4, CSUSM -- 12/27/11  
 FG attempts: 10, Pepperdine – 2/11/12  
 3FG made: 3, Longwood – 11/18/11  
 3FG attempts: 5, Longwood – 11/18/11, Pepperdine – 2/11/12  
 FT made: 2, Longwood – 11/18/11  
 FT attempts: 4, Baylor – 12/17/11

**2011-12 GAME-BY-GAME**

Opponent	Date	GS	Min	FG	FGA	Pct	3FG	FGA	Pct	FT	FTA	Pct	Off	Def	TR	Avg	PF	FO	A	TO	Blk	Stl	Pts	Avg	
at Utah State	11/11/11	4	0	1	.000	0	0	.000	0	0	0	.000	0	0	0	0.0	1	0	1	0	0	0	0	0.0	
BYU-HAWAII	11/15/11	15	2	6	.333	1	2	.500	1	1	1.000	1	1	2	1.0	1	0	2	3	0	0	0	6	3.0	
LONGWOOD	11/18/11	13	3	7	.429	3	5	.600	2	2	1.000	0	0	0	0.7	0	0	1	1	0	0	11	5.7		
PRAIRIE VIEW A&M	11/22/11	14	2	5	.400	0	2	.000	1	3	.333	0	1	1	0.8	3	0	2	1	0	1	5	5.5		
vs Nevada	11/25/11	8	2	4	.500	0	1	.000	0	0	.000	0	1	2	1.0	1	0	1	0	1	0	4	5.2		
vs Wisconsin	11/26/11	19	3	7	.429	1	2	.500	2	2	1.000	0	1	1	1.0	1	0	0	1	0	1	9	5.8		
vs Northern Arizona	11/30/11	14	2	8	.250	0	2	.000	0	0	.000	0	1	1	1.0	0	0	0	0	0	1	4	5.6		
vs Oregon	12/03/11	5	0	1	.000	0	1	.000	0	2	.000	0	1	1	1.0	0	0	1	0	1	2	0	4.9		
WEBER STATE	12/07/11	11	1	6	.167	0	3	.000	0	0	.000	0	0	0	0.9	0	0	1	0	0	0	2	4.6		
at Utah	12/10/11	8	1	5	.200	1	4	.250	0	0	.000	0	0	0	0.8	1	0	0	0	0	0	3	4.4		
BAYLOR	12/17/11	15	3	7	.429	1	3	.333	1	4	.250	1	2	3	1.0	2	0	1	1	1	1	8	4.7		
BUFFALO	12/20/11																								
UC SANTA BARBARA	12/22/11	8	0	2	.000	0	2	.000	0	0	.000	0	0	0	0.9	0	0	2	0	0	1	0	4.3		
CS SAN MARCOS	12/27/11	21	4	8	.500	0	4	.000	0	1	.000	1	2	3	1.1	0	0	2	3	0	2	8	4.6		
at Saint Mary's (CA)	12/29/11	5	0	2	.000	0	0	.000	0	0	.000	0	0	0	1.0	0	0	1	2	0	0	0	4.3		
SAN DIEGO	12/31/11	5	3	4	.750	0	0	.000	0	0	.000	0	2	2	1.1	0	0	0	0	0	0	6	4.4		
at Loyola Marymount	01/05/12																								
SAN FRANCISCO	01/07/12	9	1	5	.200	1	3	.333	0	0	.000	0	1	1	1.1	1	0	0	1	0	0	3	4.3		
SANTA CLARA	01/14/12	2	0	2	.000	0	1	.000	0	0	.000	0	1	1	1.1	0	0	0	0	0	0	0	4.1		
at San Diego	01/16/12	1	0	0	.000	0	0	.000	0	0	.000	0	1	1	1.1	0	0	0	1	0	0	0	3.8		
LOYOLA MARYMOUNT	01/19/12	5	0	1	.000	0	0	.000	0	0	.000	0	0	0	1.0	1	0	0	0	0	0	0	3.6		
at Pepperdine	01/21/12																								
at Virginia Tech	01/25/12	9	1	2	.500	1	2	.500	0	0	.000	0	1	1	1.0	3	0	0	0	0	0	3	3.6		
SAINT MARY'S	01/28/12	2	0	0	.000	0	0	.000	0	0	.000	0	0	0	1.0	1	0	0	1	0	0	0	3.4		
GONZAGA	02/02/12	8	2	2	1.000	1	1	1.000	0	0	.000	1	2	3	1.0	0	0	2	2	0	1	5	3.5		
at Portland	02/04/12	5	0	0	.000	0	0	.000	0	0	.000	0	0	0	1.0	0	0	0	0	0	0	0	3.3		
PEPPERDINE	02/11/12	20	2	10	.200	1	5	.200	1	1	1.000	1	1	2	1.0	3	0	0	1	0	2	6	3.5		
at San Francisco	02/16/12																								
at Santa Clara	02/18/12	5	0	1	.000	0	0	.000	0	0	.000	0	0	0	1.0	1	0	0	1	0	0	0	3.3		
at Gonzaga	02/23/12	3	0	2	.000	0	0	.000	0	0	.000	0	0	0	1.0	0	0	0	0	0	0	0	3.2		
PORTLAND	02/25/12	1	0	0	.000	0	0	.000	0	0	.000	0	0	0	0.9	0	0	0	0	0	0	0	3.1		
vs. San Diego	03/02/12																								
vs GONZAGA	03/03/12	1	0	0	.000	0	0	.000	0	0	.000	0	0	0	0.9	0	0	0	0	0	0	0	3.0		
Totals			0	236	32	98	.327	11	43	.256	8	16	.500	6	19	25	0.9	20	0	14	22	1	12	83	3.0

CAREER STATISTICS (ALL GAMES)																									
Year	GP	GS	Min	Avg	FG	FGA	Pct	3FG	FGA	Pct	FT	FTA	Pct	Off	Def	TR	Avg	PF	FO	A	TO	Blk	Stl	Pts	Avg
2011-12	28	0	236	8.4	32	98	.327	11	43	.256	8	16	.500	6	19	25	0.9	20	0	14	22	1	12	83	3.0
<b>TOTAL</b>	<b>28</b>	<b>0</b>	<b>236</b>	<b>8.4</b>	<b>32</b>	<b>98</b>	<b>.327</b>	<b>11</b>	<b>43</b>	<b>.256</b>	<b>8</b>	<b>16</b>	<b>.500</b>	<b>6</b>	<b>19</b>	<b>25</b>	<b>0.9</b>	<b>20</b>	<b>0</b>	<b>14</b>	<b>22</b>	<b>1</b>	<b>12</b>	<b>83</b>	<b>3.0</b>

CAREER STATISTICS (CONFERENCE GAMES)																									
Year	GP	GS	Min	Avg	FG	FGA	Pct	3FG	FGA	Pct	FT	FTA	Pct	Off	Def	TR	Avg	PF	FO	A	TO	Blk	Stl	Pts	Avg
2011-12	13	0	71	5.5	8	29	.276	3	10	.300	1	1	1.000	2	8	10	0.8	7	0	3	9	0	3	20	1.5
<b>TOTAL</b>	<b>13</b>	<b>0</b>	<b>71</b>	<b>5.5</b>	<b>8</b>	<b>29</b>	<b>.276</b>	<b>3</b>	<b>10</b>	<b>.300</b>	<b>1</b>	<b>1</b>	<b>1.000</b>	<b>2</b>	<b>8</b>	<b>10</b>	<b>0.8</b>	<b>7</b>	<b>0</b>	<b>3</b>	<b>9</b>	<b>0</b>	<b>3</b>	<b>20</b>	<b>1.5</b>







**33 — NATE AUSTIN**  
 6-10 • 215 • Freshman • Forward/Center  
 Alpine, Utah (Lone Peak HS)

**AUSTIN NOTES**

**Last time out**

- Posted 2 points, 4 rebounds and 1 assist vs. Gonzaga

**In 2011-12**

- Has played in every game this season and started 1
- Career-high 15 points came on 7 of 8 shooting vs. Weber State
- Hit 3-pointers in four-straight games (Northern Arizona, Oregon, Weber State, Utah)
- Averages 4.2 points and 3.8 rebounds
- 55.4 percent FG shooting

**Other**

- Served a mission for The Church of Jesus Christ of Latter-day Saints in McAllen, Texas
- Also recruited by Boise State and Utah State
- Helped Lone Peak to a 22-3 record as a senior
- Averaged 11.5 points while helping the Knights to a trip to the state title game in 2009
- Helped Lone Peak win the 2008 state title
- Played with fellow Cougars Tyler Haws and Josh Sharp at Lone Peak
- Played for Salt Lake Metro club team directed by Dave Hammer and coached by Marty Haws
- At Las Vegas Spring Showcase scored 24 points and grabbed 22 rebounds in a gold bracket quarterfinal game

Click/scan for Austin's bio on [BYUcougars.com](http://BYUcougars.com)



**11-12 SEASON/CAREER HIGHS**

Points: 15, Weber State -- 12/07/11  
 Points 1st half: 9, vs. Oregon -- 12/3/11  
 Points 2nd half: 13, Weber State -- 12/7/11  
 Rebounds: 10, at Gonzaga -- 2/23/12  
 Assists: 3, vs. San Diego -- 3/2/12  
 Steals: 1, nine times, last, San Diego -- 3/2/12  
 Blocks: 2, CSUSM -- 12/27/11  
 FG made: 7, Weber State -- 12/07/11  
 FG attempts: 8, Weber State -- 12/07/11  
 3FG made: 1, 6 times, last, at San Diego -- 1/16/11  
 3FG attempts: 2, seven times, last, at Gonzaga -- 2/23/12  
 FT made: 3, Buffalo -- 12/20/11  
 FT attempts: 4, three times, last, LMU -- 1/19/12

**2011-12 GAME-BY-GAME**

Opponent	Date	GS	Min	FG	FGA	Pct	3FG	FGA	Pct	FT	FTA	Pct	Off	Def	TR	Avg	PF	FO	A	TO	Blk	Stl	Pts	Avg				
at Utah State	11/11/11	11	1	1	1.000	0	0	.000	0	0	.000	0	0	0	0	.000	1	2	3	3.0	1	0	1	0	2.0			
BYU-HAWAII	11/15/11	5	0	0	.000	0	0	.000	0	0	.000	0	0	0	0	.000	1	1	2	2.5	3	0	0	2	0	1.0		
LONGWOOD	11/18/11	13	2	4	.500	0	0	.000	0	0	.000	0	0	0	0	.000	2	1	3	2.7	3	0	1	2	1	0	4	2.0
PRAIRIE VIEW A&M	11/22/11	8	0	1	.000	0	0	.000	2	4	.500	0	0	0	0	2.0	2	0	0	1	0	1	0	1	0	2	2.0	
vs Nevada	11/25/11	4	0	0	.000	0	0	.000	0	0	.000	0	0	0	0	1.6	1	0	0	0	1	1	1	0	1	0	1.6	
vs Wisconsin	11/26/11	1	0	0	.000	0	0	.000	2	2	1.000	0	0	0	1.3	0	0	0	0	0	0	0	0	0	2	1.7		
vs Northern Arizona	11/30/11	9	5	6	.833	1	2	.500	0	0	.000	1	3	4	1.7	3	0	1	0	0	0	0	0	11	3.0			
vs Oregon	12/03/11	18	4	7	.571	1	2	.500	0	0	.000	2	4	6	2.3	5	1	0	0	0	0	0	0	9	3.8			
WEBER STATE	12/07/11	21	7	8	.875	1	2	.500	0	3	.000	2	7	9	3.0	3	0	0	0	0	1	0	0	15	5.0			
at Utah	12/10/11	18	1	1	1.000	1	1	1.000	0	0	.000	0	5	5	3.2	3	0	1	0	0	0	0	0	3	4.8			
BAYLOR	12/17/11	7	0	1	.000	0	0	.000	0	0	.000	1	2	3	3.2	2	0	0	0	1	0	0	0	0	4.4			
BUFFALO	12/20/11	24	2	4	.500	0	1	.000	3	4	.750	2	7	9	3.7	4	0	1	1	0	1	1	0	7	4.6			
UC SANTA BARBARA	12/22/11	8	0	1	.000	0	1	.000	0	2	.000	0	0	0	3.4	2	0	0	3	0	0	0	0	0	4.2			
CS SAN MARCOS	12/27/11	13	1	3	.333	0	0	.000	1	2	.500	0	2	2	3.3	3	0	1	0	2	0	0	3	4.1				
at Saint Mary's (CA)	12/29/11	12	0	1	.000	0	0	.000	0	2	.000	2	2	4	3.3	1	0	2	0	0	0	0	0	0	3.9			
SAN DIEGO	12/31/11	14	3	6	.500	1	2	.500	2	2	1.000	0	1	1	3.2	5	1	0	0	1	1	1	9	4.2				
at Loyola Marymount	01/05/12	15	4	5	.800	0	0	.000	0	0	.000	4	2	6	3.4	2	0	0	0	0	0	0	0	8	4.4			
SAN FRANCISCO	01/07/12	16	2	4	.500	0	1	.000	0	2	.000	2	7	9	3.7	1	0	1	0	1	0	1	0	4	4.4			
SANTA CLARA	01/14/12	16	1	1	1.000	0	0	.000	1	2	.500	4	3	7	3.8	2	0	2	0	0	0	0	0	3	4.3			
at San Diego	01/16/12	10	2	4	.500	1	1	1.000	2	3	.667	3	2	5	3.9	2	0	1	2	0	0	0	7	4.5				
LOYOLA MARYMOUNT	01/19/12	10	0	2	.000	0	2	.000	2	4	.500	0	2	2	3.8	1	0	0	0	0	0	0	0	2	4.3			
at Pepperdine	01/21/12	9	2	2	1.000	0	0	.000	0	1	.000	2	3	5	3.9	3	0	0	0	0	0	0	0	4	4.3			
at Virginia Tech	01/25/12	17	3	7	.429	0	0	.000	0	0	.000	3	1	4	3.9	2	0	0	1	0	0	0	6	4.4				
SAINT MARY'S	01/28/12	14	2	3	.667	0	0	.000	0	1	.000	2	1	3	3.8	3	0	0	1	0	0	1	4	4.4				
GONZAGA	02/02/12	12	1	5	.200	0	2	.000	1	1	1.000	0	2	2	3.8	4	0	0	0	0	1	1	3	4.3				
at Portland	02/04/12	11	1	2	.500	0	0	.000	2	2	1.000	1	0	1	3.7	3	0	0	1	0	0	0	4	4.3				
PEPPERDINE	02/11/12	23	2	4	.500	0	0	.000	0	0	.000	6	2	8	3.8	3	0	0	1	1	1	1	4	4.3				
at San Francisco	02/16/12	18	3	4	.750	0	0	.000	0	0	.000	1	2	3	3.8	5	1	0	0	1	1	1	6	4.4				
at Santa Clara	02/18/12	17	2	2	1.000	0	0	.000	2	2	1.000	0	1	1	3.7	5	1	1	1	0	0	0	6	4.4				
at Gonzaga	02/23/12	17	2	5	.400	0	2	.000	0	0	.000	5	5	10	3.9	5	1	2	1	0	0	0	4	4.4				
PORTLAND	02/25/12 *	16	1	2	.500	0	0	.000	0	0	.000	1	1	2	3.8	3	0	0	1	1	0	2	4.3					
vs San Diego	03/02/12	13	1	2	.500	0	0	.000	0	0	.000	1	1	2	3.8	2	0	3	0	0	1	2	4.3					
vs GONZAGA	03/03/12	13	1	3	.333	0	1	.000	0	0	.000	2	2	4	3.8	5	1	1	0	0	0	0	2	4.2				
Totals			1	433	56	101	.554	6	20	.300	20	39	.513	51	74	125	3.8	92	6	18	19	12	9	138	4.2			

CAREER STATISTICS (ALL GAMES)																									
Year	GP	GS	Min	Avg	FG	FGA	Pct	3FG	FGA	Pct	FT	FTA	Pct	Off	Def	TR	Avg	PF	FO	A	TO	Blk	Stl	Pts	Avg
2011-12	33	1	433	13.1	56	101	.554	6	20	.300	20	39	.513	51	74	125	3.8	92	6	18	19	12	9	138	4.2
<b>TOTAL</b>	<b>33</b>	<b>1</b>	<b>433</b>	<b>13.1</b>	<b>56</b>	<b>101</b>	<b>.554</b>	<b>6</b>	<b>20</b>	<b>.300</b>	<b>20</b>	<b>39</b>	<b>.513</b>	<b>51</b>	<b>74</b>	<b>125</b>	<b>3.8</b>	<b>92</b>	<b>6</b>	<b>18</b>	<b>19</b>	<b>12</b>	<b>9</b>	<b>138</b>	<b>4.2</b>

CAREER STATISTICS (CONFERENCE GAMES)																									
Year	GP	GS	Min	Avg	FG	FGA	Pct	3FG	FGA	Pct	FT	FTA	Pct	Off	Def	TR	Avg	PF	FO	A	TO	Blk	Stl	Pts	Avg
2011-12	16	1	230	14.4	28	52	.538	2	10	.200	12	22	.545	33	36	69	4.3	48	4	9	8	5	5	70	4.4
<b>TOTAL</b>	<b>16</b>	<b>1</b>	<b>230</b>	<b>14.4</b>	<b>28</b>	<b>52</b>	<b>.538</b>	<b>2</b>	<b>10</b>	<b>.200</b>	<b>12</b>	<b>22</b>	<b>.545</b>	<b>33</b>	<b>36</b>	<b>69</b>	<b>4.3</b>	<b>48</b>	<b>4</b>	<b>9</b>	<b>8</b>	<b>5</b>	<b>5</b>	<b>70</b>	<b>4.4</b>





**34 — NOAH HARTSOCK**  
 6-8 • 230 • Senior • Forward  
 Bartlesville, Okla. (Bartlesville HS)

**HARTSOCK NOTES**

**Last time out**

- Scored 12 points and posted 2 blocks, 1 rebound, 1 assist and 1 steal vs. Gonzaga

**In 2011-12**

- Earned a spot on the All-WCC Team
- Has started every game this season but 2 and scored in double figures in all but 4
- WCC Player of the Month (December)
- Posted double-double vs. Gonzaga with 24 points and a career-high 14 rebounds
- Recorded back-to-back double-double games vs. Oregon and Weber State (23 pts/12 reb vs. Oregon and 19 pts/12 reb vs. Weber State)
- Has had 3 or more blocks in 9 games (three with 4 blocks)
- Averages 16.7 points, 5.2 rebounds, 1.6 blocks and 1.5 assists
- 56.5 percent FG shooting and 83.9 percent FT shooting

**Other**

- Parents are David and Leslie Hartssock and has five brothers and one sister
- Wife Kendalyn plays volleyball at BYU
- Served a mission for The Church of Jesus Christ of Latter-day Saints in Salt Lake City
- McDonald's High School All-America nominee at Bartlesville High School

Click/scan for Hartssock's bio on BYUcougars.com



**11-12 SEASON HIGHS**

Points: 28, Loyola Marymount – 1/19/12  
 Points 1st half: 15, Loyola Marymount – 1/19/12  
 Points 2nd half: 17, at Loyola Marymount – 1/5/12  
 Rebounds: 14, Gonzaga – 2/2/12  
 Assists: 5, vs. BYU-Hawaii – 11/15/11  
 Steals: 2, five times, last, CSUSM -- 12/27/11  
 Blocks: 4, three times, last, at Utah – 12/10/11  
 FG made: 11, Loyola Marymount – 1/19/12  
 FG attempts: 19, Gonzaga – 2/2/12  
 3FG made: 2, vs. Nevada – 11/25/11  
 3FG attempts: 6, at San Diego – 1/16/12  
 FT made: 12, at Portland – 2/4/12  
 FT attempts: 12, at Portland – 2/4/12

**CAREER HIGHS**

Points: 28, Loyola Marymount – 1/19/12  
 Rebounds: 14, Gonzaga – 2/2/12  
 Assists: 6, Eastern New Mexico -- 01/02/10  
 Steals: 3, vs Florida -- 03/24/11  
 Blocks: 5, at Creighton -- 12/01/10  
 FG made: 11, Loyola Marymount – 1/19/12  
 FG attempts: 19, Gonzaga – 2/2/12  
 3FG made: 3, three times, last, vs. Gonzaga -- 03/19/11  
 3FG attempts: 6, at San Diego – 1/16/12  
 FT made: 12, at Portland – 2/4/12  
 FT attempts: 12, at Portland – 2/4/12

**MISCELLANEOUS**

	11-12	Career
Double-Figure Pts:	29 (22-7)	54 (44-10)
20-plus Pts:	11 (10-1)	12 (11-1)
Double-Figure Reb:	3 (3-0)	7 (7-0)
Double-Doubles:	3 (3-0)	6 (6-0)
3-plus Steals:	0 (0-0)	1 (0-1)
3-plus Blocks:	9 (8-1)	24 (22-2)
3-plus 3-point FGs:	0 (0-0)	3 (3-0)
Scoring Leader:	13 (9-4)	14 (10-4)
Rebound Leader:	5 (4-1)	29 (24-5)
Assist Leader:	2 (1-1)	7 (5-2)

**2011-12 GAME-BY-GAME**

Opponent	Date	GS	Min	FG FGA	Pct	3FG FGA	Pct	FT FTA	Pct	Off	Def	TR	Avg	PF	FO	A	TO	Blk	Stl	Pts	Avg	
at Utah State	11/11/11	*	36	8 13	.615	0 1	.000	2 2	1.000	1	4	5	5.0	3	0	4	3	1	2	18	18.0	
BYU-HAWAII	11/15/11	*	32	4 7	.571	0 1	.000	6 6	1.000	2	7	9	7.0	0	0	5	0	2	2	14	16.0	
LONGWOOD	11/18/11	*	30	7 11	.636	1 2	.500	3 6	.500	0	5	5	6.3	0	0	0	0	1	1	18	16.7	
PRAIRIE VIEW A&M	11/22/11	*	24	5 9	.556	1 1	1.000	1 2	.500	0	3	3	5.5	2	0	0	1	3	0	12	15.5	
vs Nevada	11/25/11	*	33	9 12	.750	2 2	1.000	1 2	.500	0	6	6	5.6	4	0	2	2	1	1	21	16.6	
vs Wisconsin	11/26/11	*	39	7 14	.500	0 1	.000	4 4	1.000	3	3	6	5.7	3	0	1	1	4	0	18	16.8	
vs Northern Arizona	11/30/11	*	26	4 10	.400	1 3	.333	2 2	1.000	2	2	4	5.4	1	0	2	0	3	2	11	16.0	
vs Oregon	12/03/11	*	37	8 14	.571	0 1	.000	7 8	.875	4	8	12	6.3	4	0	2	1	4	0	23	16.9	
WEBER STATE	12/07/11	*	30	7 16	.438	0 0	.000	5 6	.833	4	8	12	6.9	1	0	3	2	3	0	19	17.1	
at Utah	12/10/11	*	36	6 9	.667	1 2	.500	6 6	1.000	2	5	7	6.9	2	0	1	1	4	0	19	17.3	
BAYLOR	12/17/11	*	37	7 14	.500	0 1	.000	1 1	1.000	3	2	5	6.7	2	0	1	1	1	2	15	17.1	
BUFFALO	12/20/11	*	18	7 9	.778	0 1	.000	2 3	.667	0	1	1	6.3	3	0	2	0	0	1	16	17.0	
UC SANTA BARBARA	12/22/11	*	37	7 11	.636	0 0	.000	7 8	.875	1	4	5	6.2	3	0	1	0	1	0	21	17.3	
CS SAN MARCOS	12/27/11	*	28	8 10	.800	0 0	.000	4 5	.800	1	3	4	6.0	0	0	2	1	1	2	20	17.5	
at Saint Mary's (CA)	12/29/11	*	37	6 11	.545	0 0	.000	1 2	.500	2	3	5	5.9	3	0	0	3	1	1	13	17.2	
SAN DIEGO	12/31/11	*	23	5 11	.455	0 0	.000	5 6	.833	0	3	3	5.8	2	0	0	2	0	1	15	17.1	
at Loyola Marymount	01/05/12	*	36	9 12	.750	0 1	.000	3 5	.600	1	6	7	5.8	2	0	1	4	1	1	21	17.3	
SAN FRANCISCO	01/07/12	*	30	5 9	.556	0 1	.000	4 4	1.000	0	6	6	5.8	2	0	2	2	1	0	14	17.1	
SANTA CLARA	01/14/12	*	33	8 11	.727	1 1	1.000	4 6	.667	2	3	5	5.8	3	0	1	3	0	0	21	17.3	
at San Diego	01/16/12	*	29	2 12	.167	1 6	.167	2 2	1.000	0	1	1	5.6	2	0	3	3	1	0	7	16.8	
LOYOLA MARYMOUNT	01/19/12	*	37	11 15	.733	0 1	.000	6 7	.857	1	4	5	5.5	4	0	2	1	0	0	28	17.3	
at Pepperdine	01/21/12	*	36	8 14	.571	0 1	.000	4 4	1.000	0	3	3	5.4	1	0	1	3	3	1	20	17.5	
at Virginia Tech	01/25/12	*	38	7 12	.583	1 1	1.000	7 8	.875	2	5	7	5.5	1	0	1	1	3	2	22	17.7	
SAINT MARY'S	01/28/12	*	31	5 9	.556	0 0	.000	5 5	1.000	1	2	3	5.4	3	0	0	3	0	2	15	17.5	
GONZAGA	02/02/12	*	35	10 19	.526	0 0	.000	4 5	.800	2	12	14	5.7	3	0	0	3	1	2	1	24	17.8
at Portland	02/04/12	*	24	0 6	.000	0 0	.000	12 12	1.000	2	2	4	5.7	3	0	0	1	1	1	12	17.6	
PEPPERDINE	02/11/12	*	23	3 5	.600	0 0	.000	3 4	.750	1	4	5	5.6	1	0	3	1	3	1	9	17.3	
at San Francisco	02/16/12	*	35	7 13	.538	0 0	.000	2 2	1.000	1	1	2	5.5	2	0	1	3	2	0	16	17.2	
at Santa Clara	02/18/12	*	34	8 14	.571	0 1	.000	5 7	.714	0	5	5	5.5	2	0	3	1	1	2	21	17.3	
at Gonzaga	02/23/12	*	7	0 0	.000	0 0	.000	0 0	.000	0	1	1	5.3	1	0	0	1	0	0	0	16.8	
PORTLAND	02/25/12	DNP																				
vs San Diego	03/02/12		27	8 13	.615	0 1	.000	3 4	.750	1	4	5	5.3	0	0	0	0	2	0	19	16.8	
vs GONZAGA	03/03/12		30	4 9	.444	0 1	.000	4 5	.800	0	1	1	5.2	1	0	1	2	2	1	12	16.7	
Totals			30	988	200 354	.565	9 31	.290	125 149	.839	39 127	166	5.2	64	0	48	48	52	27	534	16.7	

**CAREER STATISTICS (ALL GAMES)**

Year	GP	GS	Min	Avg	FG FGA	Pct	3FG FGA	Pct	FT FTA	Pct	Off	Def	TR	Avg	PF	FO	A	TO	Blk	Stl	Pts	Avg
2008-09	27	0	304	11.3	25 43	.581	0 0	.000	16 27	.593	25	38	63	2.3	43	0	7	14	15	6	66	2.4
2009-10	36	30	878	24.4	97 175	.554	1 4	.250	38 44	.864	56	128	184	5.1	78	1	42	21	46	18	233	6.5
2010-11	37	36	1100	29.7	123 247	.498	26 60	.433	48 58	.828	72	148	220	5.9	84	0	59	35	61	21	320	8.6
2011-12	32	30	988	30.9	200 354	.565	9 31	.290	125 149	.839	39	127	166	5.2	64	0	48	48	52	27	534	16.7
<b>TOTAL</b>	<b>132</b>	<b>96</b>	<b>3270</b>	<b>24.8</b>	<b>445 819</b>	<b>.543</b>	<b>36 95</b>	<b>.379</b>	<b>227 278</b>	<b>.817</b>	<b>192</b>	<b>441</b>	<b>633</b>	<b>4.8</b>	<b>269</b>	<b>1</b>	<b>156</b>	<b>118</b>	<b>174</b>	<b>72</b>	<b>1153</b>	<b>8.7</b>

**CAREER STATISTICS (CONFERENCE GAMES)**

Year	GP	GS	Min	Avg	FG FGA	Pct	3FG FGA	Pct	FT FTA	Pct	Off	Def	TR	Avg	PF	FO	A	TO	Blk	Stl	Pts	Avg
2008-09	15	0	162	10.8	10 19	.526	0 0	.000	7 14	.500	15	19	34	2.3	21	0	4	9	7	5	27	1.8
2009-10	16	16	391	24.4	41 82	.500	0 3	.000	21 23	.913	22	56	78	4.9	33	0	18	9	23	6	103	6.4
2010-11	16	16	513	32.1	42 94	.447	12 33	.364	22 26	.846	30	75	105	6.6	43	0	30	15	23	4	118	7.4
2011-12	15	15	450	30.0	87 161	.540	2 12	.167	60 71	.845	13	56	69	4.6	34	0	20	32	16	11	236	15.7
<b>TOTAL</b>	<b>62</b>	<b>47</b>	<b>1516</b>	<b>24.5</b>	<b>180 356</b>	<b>.506</b>	<b>14 48</b>	<b>.292</b>	<b>110 134</b>	<b>.821</b>	<b>80</b>	<b>206</b>	<b>286</b>	<b>4.6</b>	<b>131</b>	<b>0</b>	<b>72</b>	<b>65</b>	<b>69</b>	<b>26</b>	<b>484</b>	<b>7.8</b>



**5 PLAYERS SCORED IN DOUBLE FIGURES**

2/4/12 at Portland, 79-60 W, Davies - 18, Carlino - 13, Hartssock - 12, Cusick - 12, Zylstra - 12

**6 PLAYERS SCORED IN DOUBLE FIGURES**

12/7/11 vs. Weber State, 94-66 W, Hartssock - 19, Austin - 15, Abouo - 15, Rogers - 15, Zylstra - 15, Davies - 11

**NO PLAYERS SCORED IN DOUBLE FIGURES**

2/21/05 at Air Force, 39-70 L

**ONE PLAYER RECORDED A DOUBLE-DOUBLE**

2/23/12 at Gonzaga  
Charles Abouo and Brandon Davies

**TWO PLAYERS RECORD A DOUBLE-DOUBLE**

2/23/12 at Gonzaga  
Brandon Davies, 23 points, 10 rebounds  
Charles Abouo, 10 points, 10 rebounds

**TWO DOUBLE-DIGIT REBOUNDERS**

2/23/12 at Gonzaga  
Davies, Abouo and Austin - 10 rebounds

**SIX PLAYERS HAD 5 OR MORE REBOUNDS**

1/1/11 vs. Fresno Pacific, C. Collinsworth-8, Rogers-5, Emery-5, Hartssock-5, Abouo-5, Davies-5

**FIVE PLAYERS HAD 6 OR MORE REBOUNDS**

11/20/10 vs. Chicago State, Abouo-8, K. Collinsworth-7, Rogers-7, Anderson-6, C. Collinsworth-6, Davies-6

**FOUR PLAYERS HAD 9 OR MORE REBOUNDS**

12/30/06 vs. Seton Hall, Cummard-12, Plaisted-9, Young-9, Ainge-9

**TWO PLAYERS FOULED OUT**

2/23/12 vs. Saint Mary's  
Bradon Davies, Nate Austin

**THREE OR MORE PLAYERS FOULED OUT**

1/3/09 vs. Wake Forest  
Chris Miles, Gavin MacGregor, Charles Abouo

**A BYU PLAYER RECEIVED A TECHNICAL FOUL**

2/23/12 at Gonzaga - Brandon Davies

**AN OPPONENT PLAYER RECEIVED A TECHNICAL FOUL**

12/29/11 vs. Saint Mary's - Stephen Holt

**A BYU COACH RECEIVED A TECHNICAL FOUL**

3/8/12 vs. Gonzaga - Dave Rose

**AN OPPONENT COACH RECEIVED A TECHNICAL FOUL**

12/20/11 vs. Buffalo - Reggie Witherspoon

**A BYU PLAYER EJECTED FROM A GAME**

11/23/02 vs. Kansas State  
Travis Hansen (2 technical fouls)

**AN OPPONENT PLAYER EJECTED FROM A GAME**

1/30/10 vs. Utah - Marshall Henderson (flagrant foul)

**A COACH EJECTED FROM THE GAME**

11/30/05 vs. Lamar (at Delta Center)  
Lamar coach Billy Tubbs (2 tech. fouls)

**AT LEAST TWO PLAYERS SCORED 20+ POINTS**

2/25/12 vs. Portland, Davies 25, Zylstra 20

**THREE PLAYERS SCORED 20+ POINTS**

1/14/12 vs. Santa Clara, Davies 23, Carlino 21, Hartssock 21

**FOUR PLAYERS SCORED 20+ POINTS**

1/13/79 vs. UNM, D. Ainge-27, Scott Runia-25, Devin Durrant-20, Alan Taylor-20

**TWO PLAYERS SCORED 25+ POINTS**

3/18/10 vs. Florida-NCAA 1st Round  
Jimmer Fredette 37, Michael Loyd, Jr. 26

**A PLAYER SCORED 30+ POINTS**

2/16/12 at San Francisco, Matt Carlino, 30

**A PLAYER ATTEMPTED 20 OR MORE FIELD GOALS**

2/23/12 at Gonzaga, Matt Carlino, 23

**A PLAYER WITH 5 OR MORE STEALS**

2/23/12 at Gonzaga, Brandon Davies, 6

**A PLAYER HAD DOUBLE-DIGIT ASSISTS**

12/20/11 vs. Buffalo, Matt Carlino, 11

**A PLAYER MADE DOUBLE-DIGIT FREE THROWS**

1/21/12 at Pepperdine, Brandon Davies (15-18)

**A PLAYER 100% AT FT LINE (MIN. 8 ATTS)**

2/4/12 at Portland, Noah Hartssock (12-12)

**A PLAYER 100% FROM FLOOR (MIN. 5 ATTS)**

1/7/12 vs. San Francisco, Brock Zylstra (8-8)

**A PLAYER 100% ON TREYS (MIN. 3 ATTS)**

1/7/12 vs. San Francisco, Brock Zylstra (6-6)

**DID NOT MAKE A THREE**

11/22/96 vs. CS Fullerton (0-9)

**LAST TIME OPPONENT DID NOT MAKE A TREY**

2/2/08 at Wyoming (0-15)

**BYU HAD SIX OR FEWER TURNOVERS**

1/11/11 at Utah, 5

**BYU COMMITTED 25-PLUS TURNOVERS**

12/15/07 vs. Pepperdine, 86-67 W (29)

**BYU COMMITTED 11 OR LESS TEAM FOULS IN A GAME**

1/21/12 at Pepperdine, 11

**BYU SCORED 90 POINTS**

1/14/12 vs. Santa Clara, 95-78 W

**BYU SCORED 100 POINTS**

3/5/11 vs. Wyoming, 102-78 W

**BYU SCORED 110 POINTS**

12/22/09 vs. Nevada 110-104 W

**BYU SCORED LESS THAN 50 POINTS IN A GAME**

1/15/08 at UNLV 41-70 L

**HELD OPPONENT TO LESS THAN 50 POINTS IN A GAME**

12/10/11 at Utah 61-42 W

**BYU SCORED LESS THAN 40 POINTS IN A GAME**

2/21/05 at Air Force 39-70 L

**HELD OPPONENT TO LESS THAN 40 POINTS IN A GAME**

11/23/10 vs. Mississippi Valley State 83-36 W

**SHOT 60% FG**

3/6/10 at TCU, (.623), 38-61

**OPPONENT SHOT 60% FG**

12/22/05 at Utah State, (.600), 36-60

**SHOT 70% FG IN A HALF**

3/6/10 at TCU, (.720), 18-25

**DID NOT MISS A 2-POINT ATTEMPT IN A HALF**

2/23/04 vs. Air Force, 13-13 inside the arc, (14-17, .824 overall)

**SHOT LESS THAN 30% FG**

2/21/05 at Air Force, (.280), 14-50

**SHOT 100% FT**

11/26/11 vs. Wisconsin (11-11)

**SHOT 90% FT (AT LEAST 10 ATTEMPTS)**

11/30/11 vs. Northern Arizona, (.900), 9-10

**SHOT LESS THAN 50% FT**

11/20/08 vs. North Florida, (.400), 4-10

**SHOT 60% THREE-POINTERS**

1/7/12 vs. San Francisco, (.632), 12-19

**SHOT 70% THREE-POINTERS**

1/26/08 vs. New Mexico, (.813), 13-16

**OPPONENT SCORED LESS THAN 20 POINTS IN 1ST HALF**

12/10/11 at Utah, 17 (25-17, 61-42 W)

**OPPONENT SCORED LESS THAN 20 POINTS IN 2ND HALF**

1/13/10 at Air Force, 18 (31-18, 67-49 W)

**BYU SCORED LESS THAN 20 POINTS IN THE FIRST HALF**

2/21/05 at Air Force, 13 (BYU trailed 13-37)

**BYU SCORED LESS THAN 20 POINTS IN THE 2ND HALF**

1/15/00 vs. Utah, 19

**OPPONENT SCORED 50 OR MORE POINTS IN A HALF**

1/14/12 vs. Santa Clara, 50 (second half)

**BYU SCORED 50 OR MORE POINTS IN FIRST HALF**

1/11/11 at Utah, 53

**BYU SCORED 50 OR MORE POINTS IN SECOND HALF**

1/14/12 vs. Santa Clara, 50 (second half)

**BYU SCORED 60 OR MORE POINTS IN FIRST HALF**

11/20/10 vs. Chicago State, 60

**BYU SCORED 60 OR MORE POINTS IN SECOND HALF**

12/22/09 vs. Nevada, 64

**WON BY 50 OR MORE POINTS (LARGEST MARGIN EVER)**

12/22/06 vs. W. Oregon (62) 102-40

**WON BY 50 OR MORE POINTS**

11/23/10 vs. Mississippi Valley State (50) 86-36

**WON BY 40 OR MORE POINTS**

11/23/10 vs. Mississippi Valley State (50) 86-36

**WON BY 30 OR MORE POINTS**

2/11/12 vs. Pepperdine (38) 86-48

**WON BY 25 OR MORE POINTS**

1/7/12 vs. San Francisco (25) 81-56

**LOST BY 35-PLUS POINTS**

11/22/04 vs. North Carolina (36) 86-50

**LOST BY 30-PLUS POINTS**

2/21/05 at Air Force (31) 39-70

**LOST BY 25-PLUS POINTS**

1/15/08 at UNLV (29) 70-41

**PLAYED AN OVERTIME GAME**

3/24/11 vs. Florida, 74-83 (OT)

**WON IN SINGLE OVERTIME**

2/26/08 at New Mexico, 70-69

**LOST IN OVERTIME**

3/24/11 vs. Florida, 74-83 (OT)

**PLAYED A DOUBLE OT GAME**

11/26/10 vs. South Florida, 77-75 (2OT)

**PLAYED A TRIPLE OT GAME**

2/28/98 at UTEP 76-75 W 3OT

**WON 15 STRAIGHT GAMES**

2009-10 (15)

**WON 10 STRAIGHT GAMES**

2010-11 (10)

**LOST 3 STRAIGHT GAMES**

2004-05 (three times)  
last time - @ New Mexico, @ Air Force, @ Utah

**LOST 4 STRAIGHT GAMES**

2004-05 @ New Mexico, @ Air Force, @ Utah, UNLV

**LOST 5 STRAIGHT**

2004-05 @ UNM, @ AFA, @ Utah, UNLV, vs. UNM (at MWC)

**LOST 9 STRAIGHT**

1997-98

**LOST 10 STRAIGHT GAMES**

1996-97 (21) - school record

**PLAYED AN NCAA TOURNAMENT GAME**

3/24/11 vs. Florida-Regional Semifinals, 74-83 (OT)

**WON AN NCAA TOURNAMENT GAME**

3/19/11 vs. Gonzaga-NCAA 3rd Round, 89-67

**WON TWO NCAA TOURNAMENT GAMES**

1980-81 Princeton 60-51, UCLA 78-55, Notre Dame 51-50, then lost to Virginia 60-74  
2010-11 Wofford 74-66, Gonzaga 89-67

**WON THREE NCAA TOURNAMENT GAMES**

1980-81 Princeton 60-51, UCLA 78-55, Notre Dame 51-50, then lost to Virginia 60-74

**WON FOUR NCAA TOURNAMENT GAMES**

Never

**PLAYED IN THE NIT**

3/15/06 at Houston 67-77 L

**WON AN NIT GAME**

3/14/02 vs. UC Irvine 78-55 W

**WON TWO NIT GAMES**

1999-00 Bowling Green 81-54, So. Illinois 82-57  
Then lost to Notre Dame in quarterfinals

**WON THREE NIT GAMES**

1965-66 NIT CHAMPIONS  
1950-51 NIT CHAMPIONS

**WON CONFERENCE TOURNAMENT**

2000-01

**WON CONFERENCE REGULAR SEASON**

2010-11

**WON CONFERENCE REGULAR SEASON OUTRIGHT**

2007-08

**DEFEATED A RANKED TEAM**

2/2/12 vs. Gonzaga (24/RV), 83-73

**DEFEATED A RANKED TEAM AT HOME**

2/2/12 vs. Gonzaga (24/RV), 83-73

**DEFEATED A RANKED TEAM ON THE ROAD**

2/26/11 at SDSU (6/4), 80-67

**WAS RANKED IN THE TOP 25 AP POLL**

3/14/11 Ranked 10th

**WAS RANKED IN THE TOP 25 COACHES POLL**

3/29/11 Ranked 13th

**FINISHED SEASON RANKED IN THE TOP 25 POLLS**

2010-11 10th (AP), 13th (Coaches)



Official Basketball Box Score -- Game Totals -- Final Statistics
Brigham Young vs Utah State
11/11/11 7:05 pm at Dee Glen Smith Spectrum

Table with columns: Player, FG, 3-P, FT, Rebounds, PF, TP, A, O, Bk, Stl, Min. Lists stats for players like DAVIES, Brandon, ROGERS, Stephen, etc.

FG % 1st Half: 11-22 50.0% 2nd Half: 11-25 44.0% Game: 22-47 46.8%
3FG % 1st Half: 2-8 25.0% 2nd Half: 1-6 16.7% Game: 3-14 21.4%
FT % 1st Half: 4-6 66.7% 2nd Half: 11-16 68.8% Game: 20-29 68.9%

Table with columns: Player, FG, 3-P, FT, Rebounds, PF, TP, A, O, Bk, Stl, Min. Lists stats for players like Grim, Moran, Jardine, Brady, etc.

FG % 1st Half: 10-21 47.6% 2nd Half: 12-27 44.4% Game: 22-48 46.0%
3FG % 1st Half: 2-5 40.0% 2nd Half: 3-10 30.0% Game: 5-15 33.3%
FT % 1st Half: 8-12 66.7% 2nd Half: 12-17 70.6% Game: 20-29 68.9%

Score by periods table with columns: 1st, 2nd, 3rd, Total. Shows scores for Utah State and BYU.

Technical fouls: Brigham Young None, Utah State None. Attendance: 10270

Official Basketball Box Score -- Game Totals -- Final Statistics
Prairie View A&M vs BYU
11/22/11 7:05 pm at Provo, Utah, Marriott Center

Table with columns: Player, FG, 3-P, FT, Rebounds, PF, TP, A, O, Bk, Stl, Min. Lists stats for players like DEMUWICK, Jordan, HARTSOCK, Noah, etc.

FG % 1st Half: 10-21 32.3% 2nd Half: 10-28 26.3% Game: 20-49 29.0%
3FG % 1st Half: 1-10 10.0% 2nd Half: 2-10 20.0% Game: 3-20 15.0%
FT % 1st Half: 4-7 57.1% 2nd Half: 4-9 44.4% Game: 8-16 50.0%

Table with columns: Player, FG, 3-P, FT, Rebounds, PF, TP, A, O, Bk, Stl, Min. Lists stats for players like DAVIES, Brandon, ABUO, Charles, etc.

FG % 1st Half: 10-23 43.5% 2nd Half: 19-28 67.9% Game: 29-51 56.9%
3FG % 1st Half: 4-10 40.0% 2nd Half: 10-16 62.5% Game: 12-22 54.5%
FT % 1st Half: 10-17 58.8% 2nd Half: 10-17 58.8% Game: 20-29 69.0%

Score by periods table with columns: 1st, 2nd, 3rd, Total. Shows scores for Utah State and BYU.

Technical fouls: Michael Eggers, Jeff Keith, Coban Lyles, Ryan Zylstra, Brock Hoffman, Estel, IL. Attendance: 11760

Official Basketball Box Score -- Game Totals -- Final Statistics
Brigham Young vs Northern Arizona
11/30/11 7:05 pm at Tim's Toyota Center

Table with columns: Player, FG, 3-P, FT, Rebounds, PF, TP, A, O, Bk, Stl, Min. Lists stats for players like DAVIES, Brandon, HARTSOCK, Noah, etc.

FG % 1st Half: 18-33 54.5% 2nd Half: 17-33 51.5% Game: 34-66 51.0%
3FG % 1st Half: 5-10 50.0% 2nd Half: 5-15 33.3% Game: 10-25 40.0%
FT % 1st Half: 7-8 87.5% 2nd Half: 7-10 70.0% Game: 14-18 77.8%

Table with columns: Player, FG, 3-P, FT, Rebounds, PF, TP, A, O, Bk, Stl, Min. Lists stats for players like BEWERNICK, Gaetan, EKANEH, Ephraim, etc.

FG % 1st Half: 8-24 33.3% 2nd Half: 12-29 41.4% Game: 20-53 37.6%
3FG % 1st Half: 3-7 42.9% 2nd Half: 3-10 30.0% Game: 5-17 29.4%
FT % 1st Half: 2-4 50.0% 2nd Half: 5-10 50.0% Game: 7-14 50.0%

Score by periods table with columns: 1st, 2nd, 3rd, Total. Shows scores for Northern Arizona and BYU.

Technical fouls: Travis Swadlow, Chris Rastetter, Gregory Nixon. Attendance: 3215

Official Basketball Box Score -- Game Totals -- Final Statistics
BYU-Hawaii vs BYU
11/15/11 7:05 pm at Provo, Utah, Marriott Center

Table with columns: Player, FG, 3-P, FT, Rebounds, PF, TP, A, O, Bk, Stl, Min. Lists stats for players like HURST, Brady, FUNK, Brocketh, etc.

FG % 1st Half: 6-31 19.4% 2nd Half: 15-37 40.5% Game: 21-68 30.9%
3FG % 1st Half: 2-13 15.4% 2nd Half: 6-23 26.1% Game: 8-36 22.2%
FT % 1st Half: 3-6 50.0% 2nd Half: 3-3 0.0% Game: 3-9 33.3%

Table with columns: Player, FG, 3-P, FT, Rebounds, PF, TP, A, O, Bk, Stl, Min. Lists stats for players like ABUO, Charles, DAVIES, Brandon, etc.

FG % 1st Half: 15-30 50.0% 2nd Half: 17-35 48.6% Game: 32-65 49.3%
3FG % 1st Half: 3-11 27.3% 2nd Half: 1-2 50.0% Game: 4-13 30.8%
FT % 1st Half: 7-8 87.5% 2nd Half: 10-17 58.8% Game: 17-25 68.0%

Score by periods table with columns: 1st, 2nd, 3rd, Total. Shows scores for Hawaii and BYU.

Technical fouls: Glenn Meyberry, James Giron, Casey McChellan. Attendance: 13435

Official Basketball Box Score -- Game Totals -- Final Statistics
Nevada Wolf Pack vs BYU Cougars
11-25-11 5:00 pm at Sears Center Hoffman Estates, IL

Table with columns: Player, FG, 3-P, FT, Rebounds, PF, TP, A, O, Bk, Stl, Min. Lists stats for players like NYEKO, Patrick, HARTSOCK, Noah, etc.

FG % 1st Half: 10-29 34.5% 2nd Half: 11-27 40.7% Game: 21-56 37.6%
3FG % 1st Half: 2-5 40.0% 2nd Half: 3-15 20.0% Game: 5-20 25.0%
FT % 1st Half: 5-6 83.3% 2nd Half: 3-7 42.9% Game: 8-13 61.5%

Table with columns: Player, FG, 3-P, FT, Rebounds, PF, TP, A, O, Bk, Stl, Min. Lists stats for players like DAVIES, Brandon, ABUO, Charles, etc.

FG % 1st Half: 14-30 46.7% 2nd Half: 16-38 42.1% Game: 30-68 44.4%
3FG % 1st Half: 4-11 36.4% 2nd Half: 6-18 33.3% Game: 10-29 34.5%
FT % 1st Half: 4-6 66.7% 2nd Half: 3-7 42.9% Game: 6-13 46.2%

Score by periods table with columns: 1st, 2nd, 3rd, Total. Shows scores for Nevada Wolf Pack and BYU.

Technical fouls: Kevin Kelly, Tony Dawkins, Ron Tyburk. Attendance: 12845

Official Basketball Box Score -- Game Totals -- Final Statistics
Oregon vs BYU
12/03/11 3:05 pm at EnergySolutions Arena, Salt Lake City

Table with columns: Player, FG, 3-P, FT, Rebounds, PF, TP, A, O, Bk, Stl, Min. Lists stats for players like SIM, Garrett, ASHAULU, Ulu, etc.

FG % 1st Half: 10-24 41.7% 2nd Half: 17-32 53.1% Game: 27-56 48.0%
3FG % 1st Half: 5-13 38.5% 2nd Half: 4-13 30.8% Game: 9-26 34.6%
FT % 1st Half: 6-10 60.0% 2nd Half: 6-11 54.5% Game: 12-21 57.1%

Table with columns: Player, FG, 3-P, FT, Rebounds, PF, TP, A, O, Bk, Stl, Min. Lists stats for players like DAVIES, Brandon, ABUO, Charles, etc.

FG % 1st Half: 14-37 37.8% 2nd Half: 14-34 41.2% Game: 28-71 39.4%
3FG % 1st Half: 5-17 29.4% 2nd Half: 5-19 26.3% Game: 10-36 27.8%
FT % 1st Half: 5-9 55.6% 2nd Half: 8-11 72.7% Game: 13-19 68.4%

Score by periods table with columns: 1st, 2nd, 3rd, Total. Shows scores for Oregon and BYU.

Technical fouls: Kevin Brill, Gregory Nixon, Jy Orr. Attendance: 12845

Official Basketball Box Score -- Game Totals -- Final Statistics
Longwood vs BYU
11/18/11 7:05 pm at Provo, Utah, Marriott Center

Table with columns: Player, FG, 3-P, FT, Rebounds, PF, TP, A, O, Bk, Stl, Min. Lists stats for players like Bowman, Jeremiah, WASHINGTON, Martiz, etc.

FG % 1st Half: 11-20 55.0% 2nd Half: 12-28 42.9% Game: 23-48 47.9%
3FG % 1st Half: 5-13 38.5% 2nd Half: 4-9 44.4% Game: 9-22 40.9%
FT % 1st Half: 3-7 42.9% 2nd Half: 3-7 42.9% Game: 6-14 42.9%

Table with columns: Player, FG, 3-P, FT, Rebounds, PF, TP, A, O, Bk, Stl, Min. Lists stats for players like DAVIES, Brandon, ABUO, Charles, etc.

FG % 1st Half: 11-23 47.8% 2nd Half: 12-28 42.9% Game: 23-51 45.3%
3FG % 1st Half: 5-13 38.5% 2nd Half: 4-9 44.4% Game: 9-22 40.9%
FT % 1st Half: 7-13 53.8% 2nd Half: 6-10 60.0% Game: 13-23 56.5%

Score by periods table with columns: 1st, 2nd, 3rd, Total. Shows scores for Longwood and BYU.

Technical fouls: Daryl Gelinas, Mark Cook, Jeffrey Kent. Attendance: 10373

Official Basketball Box Score -- Game Totals -- Final Statistics
Wisconsin 73 vs BYU Cougars
11/26/11 7:00 pm at Hoffman Estates, Ill., Sears Center

Table with columns: Player, FG, 3-P, FT, Rebounds, PF, TP, A, O, Bk, Stl, Min. Lists stats for players like BRUST, Ben, FANEY, Dan, etc.

FG % 1st Half: 12-28 42.9% 2nd Half: 15-25 60.0% Game: 27-53 50.9%
3FG % 1st Half: 3-14 21.4% 2nd Half: 4-9 44.4% Game: 7-23 30.4%
FT % 1st Half: 3-4 75.0% 2nd Half: 3-4 75.0% Game: 6-8 75.0%

Table with columns: Player, FG, 3-P, FT, Rebounds, PF, TP, A, O, Bk, Stl, Min. Lists stats for players like DAVIES, Brandon, ZYLSTRA, Brock, etc.

FG % 1st Half: 13-26 50.0% 2nd Half: 9-25 36.0% Game: 22-51 42.7%
3FG % 1st Half: 5-15 33.3% 2nd Half: 3-9 33.3% Game: 8-24 33.3%
FT % 1st Half: 5-5 100.0% 2nd Half: 6-6 100.0% Game: 11-11 100.0%

Score by periods table with columns: 1st, 2nd, 3rd, Total. Shows scores for Wisconsin and BYU.

Technical fouls: Bill Covington, Tony Dawkins, Boi Tosta. Attendance: 2634

Official Basketball Box Score -- Game Totals -- Final Statistics
Webster State vs BYU
12/07/11 7:05 pm at Provo, Utah, Marriott Center

Table with columns: Player, FG, 3-P, FT, Rebounds, PF, TP, A, O, Bk, Stl, Min. Lists stats for players like LILLARD, Damian, BAMFORTH, Scott, etc.

FG % 1st Half: 12-37 32.4% 2nd Half: 10-29 34.4% Game: 22-66 33.3%
3FG % 1st Half: 4-11 36.4% 2nd Half: 2-11 18.2% Game: 5-22 22.7%
FT % 1st Half: 7-9 77.8% 2nd Half: 10-10 100.0% Game: 17-19 89.5%

Table with columns: Player, FG, 3-P, FT, Rebounds, PF, TP, A, O, Bk, Stl, Min. Lists stats for players like DAVIES, Brandon, ABUO, Charles, etc.

FG % 1st Half: 18-44 40.9% 2nd Half: 21-33 63.6% Game: 39-77 50.6%
3FG % 1st Half: 4-11 36.4% 2nd Half: 4-9 44.4% Game: 8-20 40.0%
FT % 1st Half: 7-8 87.5% 2nd Half: 1-5 20.0% Game: 8-13 61.5%

Score by periods table with columns: 1st, 2nd, 3rd, Total. Shows scores for Webster State and BYU.

Technical fouls: Eric Curry, Jon Stiglano, Scott Brown. Attendance: 11676

**Official Basketball Box Score -- Game Totals -- Final Statistics**  
**BYU vs Utah**  
12/10/11 8:00 pm at Salt Lake City, UT (Huntsman Center)

**BYU 61 • 8-2**

#	Player	Total		3-Pr		Rebounds		PF	TP	A	TO	Bk	Stl	Min
		FG	FGA	FT	FTA	Off	Def							
00	DAVIES, Brandon	1	4	0	0	2	3	1	1	1	1	1	1	25
04	HARTSOCK, Noah	6	9	1	2	6	2	7	2	19	1	4	0	36
11	ABOU, Charles	7	14	2	2	4	6	3	11	0	2	1	1	25
13	ZYLSTRA, Brock	9	26	2	5	0	1	2	1	6	4	0	0	28
02	WINDER, Anson	9	25	4	9	1	2	1	1	2	0	0	0	31
02	CUSICK, Craig	9	26	2	4	5	3	3	10	6	2	0	0	28
14	MARTINEAU, Nick	0	0	0	0	0	1	0	0	0	0	0	0	1
21	ROGERS, Stephen	2	8	1	5	0	2	5	1	1	0	1	0	13
24	HARRISON, Damarcus	1	5	1	4	0	0	1	3	0	0	0	0	8
33	AUSTIN, Nate	1	1	1	0	0	5	3	3	1	0	0	0	18
Team		19	49	9	27	14	19	31	41	19	6	10	7	200
Totals		19-49	9-27	14-19	13-31	41	19	61	15	7	2	200		

FG % 1st Half: 7-26 26.9% 2nd Half: 12-23 52.2% Game: 19-49 38.8%  
3FG % 1st Half: 5-16 31.3% 2nd Half: 4-11 36.4% Game: 9-27 33.3%  
FT % 1st Half: 6-9 66.7% 2nd Half: 8-10 80.0% Game: 14-19 73.3%

**Utah 42 • 1-8**

#	Player	Total		3-Pr		Rebounds		PF	TP	A	TO	Bk	Stl	Min
		FG	FGA	FT	FTA	Off	Def							
10	Farr, Dion	1	8	0	1	2	0	7	2	3	0	2	1	32
43	Martin, Cedric	2	6	2	5	4	4	1	10	0	1	1	1	35
02	Washington, Jason	0	7	0	0	0	3	1	6	0	2	0	0	18
00	Hines, Chris	0	4	0	0	0	0	0	0	0	0	0	0	17
15	Watkins, Josh	6	15	1	4	5	3	14	5	3	1	0	0	27
03	Odum, Anthony	0	2	0	0	0	2	1	2	0	0	0	0	14
05	Stroy, Kareem	0	2	0	0	1	2	1	4	6	3	0	0	27
21	Dawson, Javon	0	1	0	0	0	4	1	5	1	3	1	0	19
15	Wilkinson, Blake	0	2	0	0	0	1	2	0	0	1	0	1	11
Team		14	52	3	17	11	18	11	23	19	42	6	10	4
Totals		14-52	3-17	11-18	11-23	19	42	6	10	4	200			

FG % 1st Half: 4-22 18.2% 2nd Half: 10-30 33.3% Game: 14-52 26.9%  
3FG % 1st Half: 1-9 11.1% 2nd Half: 1-7 14.3% Game: 2-16 12.5%  
FT % 1st Half: 8-10 80.0% 2nd Half: 3-8 37.5% Game: 11-18 61.1%

Officials: Deon White, Bobby McRoy, Glen Mayberry  
Technical fouls: BYU-None; Utah-None.  
Attendance: 1027

Score by periods	1st	2nd	Total	Points	In	Off	2nd	Fast	Bench
BYU	25	36	61	Points	20	2	6	0	9
Utah	17	25	42	BYU	20	2	6	0	9

Score tied - 1 time.  
Lead changed - 2 times.

**Official Basketball Box Score -- Game Totals -- Final Statistics**  
**BYU vs BYU**  
12/17/11 12:05 pm at Provo, Utah, Marriott Center

**BYU 86 • 9-0, 0-0**

#	Player	Total		3-Pr		Rebounds		PF	TP	A	TO	Bk	Stl	Min
		FG	FGA	FT	FTA	Off	Def							
01	Jones III, Perry	11	16	2	4	7	3	28	4	1	0	3	33	
04	Acy, Quincy	3	7	0	2	4	2	8	0	1	0	1	27	
05	Heslop, Brady	6	10	6	10	0	1	18	2	5	0	2	33	
22	Walton, A.J.	2	4	1	3	0	4	5	0	1	0	1	27	
30	Miller, Quincy	4	9	0	1	3	4	8	1	2	2	0	22	
00	Franklin, Gary	2	4	0	0	2	1	2	0	0	0	0	13	
14	Bello, Deuce	0	1	0	0	0	1	0	1	0	0	1	6	
34	Jefferson, Cory	0	3	0	0	0	1	0	1	0	0	0	10	
41	Jones, Anthony	1	1	0	1	0	0	1	1	1	1	0	10	
55	Jackson, Pierre	4	8	2	4	3	3	13	7	5	1	1	30	
Team		32	63	13	25	19	51	86	17	13	4	0	200	
Totals		32-63	13-25	19-51	10	21	31	86	17	13	4	0	200	

FG % 1st Half: 13-28 46.4% 2nd Half: 19-35 53.9% Game: 32-63 50.8%  
3FG % 1st Half: 6-10 60.0% 2nd Half: 7-15 46.7% Game: 13-25 52.0%  
FT % 1st Half: 6-10 60.0% 2nd Half: 7-15 46.7% Game: 13-25 52.0%

**BYU 83 • 8-3, 0-0**

#	Player	Total		3-Pr		Rebounds		PF	TP	A	TO	Bk	Stl	Min
		FG	FGA	FT	FTA	Off	Def							
00	DAVIES, Brandon	6	15	0	1	6	8	13	1	1	1	1	1	36
11	ABOU, Charles	7	10	4	2	6	9	4	17	2	5	1	0	22
02	CUSICK, Craig	9	20	2	4	0	2	0	0	0	0	0	0	18
13	ZYLSTRA, Brock	4	14	1	2	0	7	1	4	3	3	0	1	38
34	HARTSOCK, Noah	7	14	0	1	3	2	5	15	1	1	2	37	
00	CARLINO, Matt	7	24	0	0	2	2	18	2	4	1	1	0	34
20	WINDER, Anson	0	0	1	2	0	0	1	0	0	0	0	3	
24	HARRISON, Damarcus	3	7	1	3	1	2	8	1	1	1	1	15	
33	AUSTIN, Nate	1	1	0	0	0	3	2	0	0	1	0	0	7
Team		32	68	7	21	12	29	44	16	6	6	2	0	200
Totals		32-68	7-21	12-29	19	25	44	16	6	6	2	0	0	200

FG % 1st Half: 16-35 45.7% 2nd Half: 16-33 48.5% Game: 32-68 47.1%  
3FG % 1st Half: 4-14 28.6% 2nd Half: 6-10 60.0% Game: 10-24 41.3%  
FT % 1st Half: 6-10 60.0% 2nd Half: 6-10 60.0% Game: 12-20 60.0%

Officials: Rick Crawford, Keith Kimble, Joe DeBuss  
Technical fouls: BYU-None; BYU-None.  
Attendance: 2700

Score by periods	1st	2nd	Total	Points	In	Off	2nd	Fast	Bench
BYU	35	48	83	Points	24	26	12	2	19
BYU	41	42	83	BYU	24	26	12	2	19

Score tied - 2 times.  
Lead changed - 2 times.

**Official Basketball Box Score -- Game Totals -- Final Statistics**  
**BYU vs BYU**  
12/20/11 7:05 pm at Provo, Utah, Marriott Center

**Buffalo 78 • 6-2, 0-0**

#	Player	Total		3-Pr		Rebounds		PF	TP	A	TO	Bk	Stl	Min
		FG	FGA	FT	FTA	Off	Def							
00	OLDHAM, Jared	2	3	1	2	0	0	4	3	5	3	0	3	31
05	FILZEN, Zach	5	7	4	6	0	0	0	1	14	1	4	0	37
24	MCCREY, Javon	6	11	0	4	5	4	3	16	1	2	1	0	23
21	WATT, Mitchell	7	12	1	1	3	8	2	5	2	1	2	32	
24	BARNETT, Dave	4	11	2	5	0	4	1	10	5	0	1	0	34
01	WATSON, Tony	1	3	0	2	0	0	0	1	2	1	2	0	8
10	RALEY-ROSS, Corey	0	0	0	0	0	0	0	0	0	0	0	0	3
25	FORD, Xavier	0	2	0	0	0	1	0	0	0	0	0	0	1
30	ROBINSON, Titus	1	2	0	0	1	1	4	7	1	2	0	0	16
32	THOMAS-EDWARDS, Ra	1	1	0	0	1	0	1	0	2	1	0	0	7
33	DOWNING, Cameron	1	1	0	0	2	0	0	1	4	0	0	0	8
Team		2	3	0	5	0	0	0	0	0	0	0	0	0
Totals		28-53	8-16	14-17	4	24	28	17	78	20	3	8	200	

FG % 1st Half: 14-26 53.8% 2nd Half: 14-27 51.9% Game: 28-53 52.8%  
3FG % 1st Half: 4-9 44.4% 2nd Half: 4-7 57.1% Game: 8-16 50.0%  
FT % 1st Half: 7-8 87.5% 2nd Half: 7-9 77.8% Game: 14-17 82.4%

**BYU 93 • 8-3, 0-0**

#	Player	Total		3-Pr		Rebounds		PF	TP	A	TO	Bk	Stl	Min
		FG	FGA	FT	FTA	Off	Def							
00	DAVIES, Brandon	1	3	0	0	2	3	2	1	0	2	1	1	22
11	ABOU, Charles	3	10	1	3	1	4	8	4	8	4	0	2	24
00	CARLINO, Matt	5	11	0	0	2	3	18	2	5	2	1	0	32
13	ZYLSTRA, Brock	9	16	4	10	2	2	26	4	2	0	4	1	38
34	HARTSOCK, Noah	7	9	1	2	3	1	16	2	0	0	0	16	
02	CUSICK, Craig	9	21	0	0	2	2	0	0	0	0	0	0	28
12	SHARP, Josh	2	3	0	1	0	0	0	0	1	0	0	0	14
14	MARTINEAU, Nick	0	1	0	0	0	0	0	0	0	0	0	0	1
20	WINDER, Anson	7	8	6	7	0	0	20	3	0	1	1	0	19
33	AUSTIN, Nate	1	1	0	0	3	1	4	7	1	1	0	0	24
Team		34	64	13	29	12	17	11	22	33	19	9	21	200
Totals		34-64	13-29	12-17	11	22	33	19	9	21	33	9	21	200

FG % 1st Half: 18-35 51.4% 2nd Half: 16-29 55.2% Game: 34-64 53.1%  
3FG % 1st Half: 7-16 43.8% 2nd Half: 6-7 85.7% Game: 13-29 44.8%  
FT % 1st Half: 4-4 100.0% 2nd Half: 8-13 61.5% Game: 12-17 70.6%

Officials: Ken Ditty, Tom Malley, Jeffrey Kent  
Technical fouls: Buffalo-TEAM; BYU-None.  
Attendance: 9632

Score by periods	1st	2nd	Total	Points	In	Off	2nd	Fast	Bench
Buffalo	39	39	78	Points	21	BY	28	20	14
BYU	47	46	93	BYU	28	20	14	14	31

Score tied - 1 time.  
Lead changed - 3 times.

**Official Basketball Box Score -- Game Totals -- Final Statistics**  
**UC Santa Barbara vs BYU**  
1

### Official Basketball Box Score -- Game Totals -- Final Statistics

**Santa Clara vs BYU**  
**01/14/12 6:05 pm at Provo, Utah, Marriott Center**

**Santa Clara 78 • 89, 0-4**

#	Player	Total		3-Pr		Rebounds		PF	TP	A	TO	Bk	Stl	Min	
		FG	FGA	FG	FGA	FT	FTA								Off
00	ROQUEMERE, Evan	3	9	1	4	0	1	1	2	11	3	1	0	1	32
01	FOSTER, Kevin	6	12	4	9	6	8	1	1	2	5	2	0	1	34
05	MCRATHUR, John	2	6	0	0	1	2	3	4	0	2	0	0	0	26
11	HARRISON, Nivi	7	9	0	0	1	2	3	18	0	2	0	0	0	20
42	COWLES, Raymond III	0	1	0	0	0	0	1	1	1	1	0	0	0	14
63	CLARK, Brandon	2	6	0	3	1	2	1	0	3	2	0	0	1	13
65	AKVENUEK, Jordan	0	0	0	0	0	0	0	0	0	0	0	0	0	11
20	JOHNSON, Denzel	0	0	0	0	0	0	0	0	0	0	0	0	0	2
24	CLARKE, Julian	0	1	0	1	0	0	0	0	0	0	0	0	0	3
25	GARRETT, Robert	2	3	0	2	2	4	1	0	0	0	0	0	1	11
44	ATANG, Yanick	0	1	0	0	0	5	4	0	1	0	0	0	1	10
Team		0		2		3		0		0		0		0	
Totals		27	58	15	25	15	25	6	20	26	11	11	2	4	200

FG % 1st Half: 15.0% 51.7% 2nd Half: 12.9% 41.4% Game: 25.4% 46.6%  
 3FG % 1st Half: 0.0% 0.0% 2nd Half: 3.1% 21.4% Game: 9.2% 38.0%  
 FT % 1st Half: 9.1% 60.0% 2nd Half: 9.1% 60.0% Game: 12.5% 60.0%

### BYU 95 • 15-4, 1-1

#	Player	Total		3-Pr		Rebounds		PF	TP	A	TO	Bk	Stl	Min	
		FG	FGA	FG	FGA	FT	FTA								Off
00	DAVIES, Brandon	9	13	0	5	7	4	2	2	2	2	1	0	29	
01	ABDOU, Charles	3	6	1	2	6	6	1	1	4	13	3	1	0	21
10	CARLINO, Matt	7	12	3	6	4	6	3	3	2	1	1	0	33	
13	ZYLSTRA, Brock	3	6	1	3	0	4	2	7	2	1	0	1	29	
14	HARTSOCK, Noah	6	11	4	6	2	3	5	2	1	3	0	0	33	
62	CUSICK, Craig	1	1	0	0	0	0	2	3	0	1	0	0	19	
12	SHARP, Josh	0	0	0	0	2	2	1	1	0	0	0	0	2	
20	WINDER, Anson	0	0	0	0	2	2	0	0	0	0	0	0	9	
21	ROGERS, Stephen	1	6	0	3	0	3	0	0	0	0	0	0	12	
24	HARRISON, Damarcus	0	2	0	1	0	1	0	0	0	0	0	0	2	
33	AUSTIN, Nate	1	1	0	0	2	2	3	0	0	0	0	0	16	
Team		0		2		3		0		0		0		0	
Totals		33	58	17	37	17	29	19	9	21	2	7	0	200	

FG % 1st Half: 15.2% 53.6% 2nd Half: 18.3% 60.0% Game: 33.5% 56.9%  
 3FG % 1st Half: 4.8% 50.0% 2nd Half: 18.3% 60.0% Game: 21.8% 60.0%  
 FT % 1st Half: 11.1% 73.3% 2nd Half: 11.1% 73.3% Game: 9.2% 75.9%

Officials: Rick Betsell, Randy Burkhardt, Mike Peterson  
 Technical fouls: Santa Clara-None, BYU-None.  
 Attendance: 16116

Score by periods		1st	2nd	Total	In	Off	2nd	Fast
BYU	Santa Clara	45	50	95	Points	Paint	T/O	Chance
BYU		23	22	45	18	16	6	9
Santa Clara		25	25	50	18	17	6	10

Start FG - SCU 2nd-02:12, BYU 2nd-02:19.  
 Largest lead - SCU by 2 1st-16:22, BYU by 17 2nd-08:08.  
 Score tied - 3 times.  
 Lead changed - 4 times.

### Official Basketball Box Score -- Game Totals -- Final Statistics

**BYU vs San Diego**  
**01/16/12 7:05pm at San Diego, CA (Jenny Garret Pavilion)**

**BYU 82 • 16-4 (5-1 WCC)**

#	Player	Total		3-Pr		Rebounds		PF	TP	A	TO	Bk	Stl	Min	
		FG	FGA	FG	FGA	FT	FTA								Off
00	DAVIES, Brandon	3	9	0	6	10	2	12	2	2	2	1	0	32	
01	ABDOU, Charles	5	10	0	2	1	7	0	0	1	1	0	0	34	
34	HARTSOCK, Noah	2	12	1	6	2	2	1	2	7	3	3	1	29	
10	CARLINO, Matt	6	10	2	5	2	1	6	7	2	4	1	0	25	
13	ZYLSTRA, Brock	4	8	0	0	0	1	0	0	0	0	0	0	18	
62	CUSICK, Craig	3	3	2	2	0	1	1	0	8	0	0	0	16	
12	SHARP, Josh	0	0	0	0	1	2	0	0	0	0	0	0	8	
04	MARTINEAU, Nick	0	0	0	0	0	1	0	0	0	0	0	0	5	
20	WINDER, Anson	0	0	0	0	0	1	0	0	0	0	0	0	5	
21	ROGERS, Stephen	1	1	0	0	0	0	0	0	0	0	0	0	5	
24	HARRISON, Damarcus	0	0	0	0	0	1	0	0	0	0	0	0	5	
33	AUSTIN, Nate	2	4	1	2	3	2	5	2	1	2	0	0	10	
Team		0		4		4		0		0		0		0	
Totals		28	62	11	24	15	21	15	31	46	11	8	1	4	200

FG % 1st Half: 14.3% 41.2% 2nd Half: 14.2% 50.0% Game: 28.2% 45.2%  
 3FG % 1st Half: 5.2% 41.7% 2nd Half: 15.2% 50.0% Game: 11.2% 45.8%  
 FT % 1st Half: 4.6% 57.1% 2nd Half: 11.5% 73.3% Game: 15.2% 71.4%

### San Diego 63 • 6-11 (1-4 WCC)

#	Player	Total		3-Pr		Rebounds		PF	TP	A	TO	Bk	Stl	Min	
		FG	FGA	FG	FGA	FT	FTA								Off
22	RANCIHER, Ken	3	6	1	2	0	4	2	7	2	2	0	1	23	
00	KRANER, Dennis	5	12	0	3	2	6	1	2	7	3	0	4	34	
25	FAJESIMIN, Simi	0	0	0	0	1	2	2	4	1	0	0	0	15	
00	ANDERSON, Christopher	5	11	1	2	0	2	2	1	11	3	0	0	39	
01	DEE, Johnny	3	8	1	2	0	4	0	1	7	1	2	0	31	
03	NORRIS, Darian	1	6	1	4	0	3	0	3	2	1	0	0	18	
64	KERR, Nick	0	1	0	0	0	0	0	0	0	0	0	0	3	
09	WILES, Cameron	3	7	0	0	1	2	0	0	0	0	0	0	19	
24	BANKER, Blair	0	0	0	0	0	0	0	0	0	0	0	0	7	
31	SINIS, John	0	2	0	0	0	1	2	0	0	0	0	0	20	
34	MAREESA, Chris	2	4	0	0	3	2	4	0	1	0	0	0	20	
Team		0		4		4		0		0		0		0	
Totals		24	59	6	19	9	12	7	21	48	15	2	0	200	

FG % 1st Half: 10.5% 40.0% 2nd Half: 16.0% 46.7% Game: 26.9% 46.7%  
 3FG % 1st Half: 1.6% 16.7% 2nd Half: 5.1% 38.5% Game: 6.1% 31.6%  
 FT % 1st Half: 0.0% 0.0% 2nd Half: 9.1% 75.0% Game: 9.1% 75.0%

Officials: Dick Cartmel, Mike Reed, Tony Padilla  
 Technical fouls: BYU-None, San Diego-None.  
 Attendance: 3204

Score by periods		1st	2nd	Total	In	Off	2nd	Fast
BYU	San Diego	45	37	82	Points	Paint	T/O	Chance
BYU		29	41	70	18	17	6	9
San Diego		20	34	54	18	17	6	12

Start FG - BYU 2nd-04:27, USD 2nd-00:58.  
 Largest lead - BYU by 22 2nd-07:52, USD by 17 1st-15:32.  
 Score tied - 1 time.  
 Lead changed - 1 time.

### Official Basketball Box Score -- Game Totals -- Final Statistics

**Loyola Marymount vs BYU**  
**01/19/12 6:35 pm at Provo, Utah, Marriott Center**

**Loyola Marymount 82 • 11-8, 4-2**

#	Player	Total		3-Pr		Rebounds		PF	TP	A	TO	Bk	Stl	Min	
		FG	FGA	FG	FGA	FT	FTA								Off
03	IRELAND, Anthony	3	9	1	2	12	14	2	2	3	27	5	6	0	34
05	HAMILTON, Ashley	3	7	0	3	5	2	7	3	9	0	0	0	0	23
12	ARMISTEAD, LaRon	2	11	2	8	6	6	6	1	12	3	2	1	1	32
22	OKONDI, Godwin	0	1	0	1	2	4	5	4	1	1	0	0	1	24
24	VINNY, Drew	7	11	5	7	2	4	6	3	1	2	0	2	1	34
01	ENGLISH, Bruce	1	3	1	2	2	0	1	2	5	0	0	0	0	7
02	BLACKWELL, C.J.	1	3	1	2	0	0	0	0	3	1	0	1	9	
13	OSBORNE, Alex	2	3	0	0	0	2	0	0	4	0	0	1	16	
20	LAWSON, Quincy	0	1	0	0	0	1	1	0	0	0	0	0	4	
24	EGBEYEMI, Ayodeji	0	3	0	2	0	1	5	6	4	3	1	0	17	
Team		0		3		3		0		0		0		0	
Totals		23	53	7	22	29	36	9	33	42	25	8	13	4	200

FG % 1st Half: 13.3% 41.9% 2nd Half: 10.2% 45.5% Game: 23.5% 43.2%  
 3FG % 1st Half: 4.1% 30.0% 2nd Half: 7.9% 33.3% Game: 7.2% 38.8%  
 FT % 1st Half: 4.6% 66.7% 2nd Half: 29.3% 83.3% Game: 29.3% 80.6%

### BYU 68 • 16-5, 2-2

#	Player	Total		3-Pr		Rebounds		PF	TP	A	TO	Bk	Stl	Min
		FG	FGA	FG	FGA	FT	FTA							
00	DAVIES, Brandon	4	8	0	6	8	2	7	9	14	2	2	0	31
01	ABDOU, Charles	2	10	1	7	0	1	2	2	5	6	1	0	24
10	CARLINO, Matt	2	10	1	7	0	1	3	4	4	5	3	0	30

**Official Basketball Box Score -- Game Totals -- Final Statistics**  
**BYU vs San Francisco**  
**02/16/12 7:00 PM at San Francisco, CA; War Memorial Gym**

**BYU 85 • 22-6,10-3 WCC**

#	Player	Total		3-Pr		Rebounds		PF	TP	A	T	Bk	Stl	Min
		FG	FGA	FT	FTA	Off	Def							
00	DAVIES, Brandon	3	7	0	0	0	5	4	6	2	2	2	0	21
01	ABDOU, Charles	1	1	0	0	0	2	1	2	4	2	0	1	34
10	CARLINO, Matt	13	19	4	7	0	1	4	3	3	3	0	0	19
20	WINDER, Anson	3	5	0	2	0	6	2	8	2	1	0	0	22
24	HARTSOCK, Noah	7	13	0	1	2	1	2	16	1	3	2	0	35
02	CUSICK, Craig	0	2	0	1	2	0	0	1	1	2	0	0	13
12	SHARP, Josh	1	1	0	0	0	0	0	1	0	0	0	0	2
13	ZYLSTRA, Brock	0	5	0	3	1	3	4	0	3	1	0	1	18
23	AUSTIN, Nate	3	4	0	2	0	2	0	5	0	0	0	1	18
<b>Team</b>		36	67	7	17	6	9	25	32	18	85	15	5	10
<b>Totals</b>		36-67	7-17	6-9	7	25	32	18	85	15	5	5	10	200

FG % 1st Half: 20-35 57.1% 2nd Half: 16-32 50.0% Game: 36-67 53.7%  
 3FG % 1st Half: 6-10 60.0% 2nd Half: 1-7 14.3% Game: 7-17 41.2%  
 FT % 1st Half: 3-5 60.0% 2nd Half: 3-4 75.0% Game: 6-9 66.7%

**San Francisco 84 • 17-11, 7-7 WCC**

#	Player	Total		3-Pr		Rebounds		PF	TP	A	T	Bk	Stl	Min
		FG	FGA	FT	FTA	Off	Def							
05	WILLIAMS, Michael	2	10	1	4	0	1	0	5	1	1	0	0	26
13	GREEN, Rashad	5	14	1	4	1	2	5	7	4	12	1	0	34
22	BLACKWELL, Perris	9	11	0	0	3	6	11	3	18	5	0	1	34
23	CALOJARO, Angelo	7	13	3	8	6	6	1	5	6	23	5	2	38
45	DOOLIN, Cody	6	11	4	8	0	1	5	6	1	16	7	2	35
02	JOHNSON, Avery	0	1	0	0	0	0	0	0	0	1	0	0	7
21	DICKERSON, Cole	4	9	2	4	1	1	1	1	2	1	1	2	23
30	WEY, Jay	0	1	0	0	0	0	0	0	0	0	0	0	2
31	HOFFMANN, Gavin	0	1	0	1	0	0	0	0	0	0	0	0	1
<b>Team</b>		33	70	10	32	8	15	17	25	42	11	84	17	4
<b>Totals</b>		33-70	10-32	8-15	17	25	42	11	84	17	4	5	20	200

FG % 1st Half: 17-30 56.7% 2nd Half: 16-40 40.0% Game: 33-70 47.1%  
 3FG % 1st Half: 6-14 42.9% 2nd Half: 4-18 22.2% Game: 10-32 31.3%  
 FT % 1st Half: 4-7 57.1% 2nd Half: 6-15 40.0% Game: 6-15 40.0%

Officials: Dick Cartmel, Tony Padilla, Deron White  
 Technical fouls: BYU-None, San Francisco-None.  
 Attendance: 3975

Score by periods	1st	2nd	Total
BYU	49	36	85
San Francisco	44	40	84

Last FG - BYU 2nd-00:21, USF 2nd-00:47.  
 Largest lead - BYU by 11 1st-12:11, USF by 1 2nd-00:47.

**Official Basketball Box Score -- Game Totals -- Final Statistics**  
**Portland vs BYU**  
**02/12/12 4:05 pm at Provo, Utah, Marriott Center**

**Portland 66 • 6-23, 10-13**

#	Player	Total		3-Pr		Rebounds		PF	TP	A	T	Bk	Stl	Min
		FG	FGA	FT	FTA	Off	Def							
00	BAILEY, Kevin	1	4	0	2	0	0	3	3	4	2	0	0	17
01	RILEY, Tanner	6	12	0	0	0	2	1	6	0	2	1	1	20
12	VAN DER MARS, Thoma	3	6	0	0	0	1	3	1	4	3	0	0	19
23	NICHOLAS, Ryan	8	14	1	2	3	3	11	4	19	2	2	0	35
25	CARLINO, Matt	3	8	0	2	4	0	2	4	1	2	0	1	25
05	BAILEY, John	1	2	0	0	0	1	4	5	0	2	1	0	19
11	DOUGLAS, Tim	3	6	2	5	2	2	0	0	4	10	4	4	24
15	RODGERS, Derrick	1	1	0	0	1	2	0	0	0	3	2	0	0
22	CASON, Doran	3	4	0	1	1	0	1	5	6	1	0	1	17
33	MITROVIC, Nemanja	1	5	0	2	0	0	1	3	4	1	2	3	0
<b>Team</b>		27	62	7	23	5	9	12	26	38	28	66	17	1
<b>Totals</b>		27-62	7-23	5-9	12	26	38	28	66	17	1	4	20	200

FG % 1st Half: 13-33 39.4% 2nd Half: 14-29 48.3% Game: 27-62 43.5%  
 3FG % 1st Half: 3-11 27.3% 2nd Half: 4-12 33.3% Game: 7-23 30.4%  
 FT % 1st Half: 0-2 0.0% 2nd Half: 5-7 71.4% Game: 5-9 55.6%

**BYU 76 • 24-7, 12-4**

#	Player	Total		3-Pr		Rebounds		PF	TP	A	T	Bk	Stl	Min
		FG	FGA	FT	FTA	Off	Def							
00	DAVIES, Brandon	10	13	0	0	5	7	1	2	2	25	2	4	0
01	ABDOU, Charles	5	11	1	4	5	8	1	6	1	16	1	1	0
10	CARLINO, Matt	3	8	0	2	4	0	3	3	8	2	0	0	32
20	WINDER, Anson	0	2	0	1	2	0	3	2	2	0	1	0	26
23	AUSTIN, Nate	1	2	0	0	0	1	2	3	2	0	1	0	16
02	CUSICK, Craig	0	4	0	2	3	4	1	3	4	1	3	1	0
12	SHARP, Josh	0	0	0	0	0	0	0	0	0	0	0	0	1
13	ZYLSTRA, Brock	6	12	4	8	4	6	3	6	9	0	20	1	1
14	MARTINEAU, Nick	0	0	0	0	0	0	0	0	0	0	0	0	0
24	HARRISON, Damarcus	0	0	0	0	0	0	0	0	0	0	0	0	0
<b>Team</b>		26	52	5	17	31	31	8	26	34	11	76	13	1
<b>Totals</b>		26-52	5-17	31-31	8	26	34	11	76	13	1	6	20	200

FG % 1st Half: 15-32 46.9% 2nd Half: 10-20 50.0% Game: 26-52 48.1%  
 3FG % 1st Half: 4-12 33.3% 2nd Half: 1-5 20.0% Game: 5-17 29.4%  
 FT % 1st Half: 8-12 66.7% 2nd Half: 13-19 68.4% Game: 21-31 67.7%

Officials: Tom Wood, Mike Peterson, Niti Stove  
 Technical fouls: Portland-None, BYU-None.  
 Attendance: 22700  
 Marriott Center sellout.

Score by periods	1st	2nd	Total
Portland	29	37	66
BYU	42	34	76

Last FG - POR 2nd-00:24, BYU 2nd-02:24.  
 Largest lead - POR None, BYU by 17 2nd-18:10.

**Official Basketball Box Score -- Game Totals -- Final Statistics**  
**Brigham Young vs Santa Clara**  
**02/18/12 4 pm at Santa Clara, Calif. (Leaves Center)**

**Brigham Young 82 • 23-6, 11-3**

#	Player	Total		3-Pr		Rebounds		PF	TP	A	T	Bk	Stl	Min
		FG	FGA	FT	FTA	Off	Def							
00	DAVIES, Brandon	6	7	0	0	8	11	0	3	3	4	2	0	26
01	ABDOU, Charles	6	10	0	0	2	3	5	14	4	1	0	0	34
34	HARTSOCK, Noah	8	14	0	1	5	7	5	2	21	3	1	2	34
10	CARLINO, Matt	1	4	0	1	2	3	2	7	2	0	2	0	22
20	WINDER, Anson	1	4	0	0	0	2	0	2	0	1	0	1	14
02	CUSICK, Craig	0	1	0	0	1	2	1	0	5	1	0	0	19
12	SHARP, Josh	0	0	0	0	1	1	1	0	0	0	0	0	2
13	ZYLSTRA, Brock	5	6	2	3	2	12	1	1	1	1	0	0	29
14	MARTINEAU, Nick	0	0	0	0	0	0	0	0	0	0	0	0	1
24	HARRISON, Damarcus	0	1	0	0	0	0	1	0	1	0	0	0	5
33	AUSTIN, Nate	2	2	0	1	1	2	0	1	1	0	0	0	17
<b>Team</b>		31	53	3	12	2	2	21	82	23	4	7	20	200

FG % 1st Half: 13-22 59.1% 2nd Half: 10-31 32.3% Game: 23-53 43.6%  
 3FG % 1st Half: 2-7 28.6% 2nd Half: 1-14 7.1% Game: 3-21 14.3%  
 FT % 1st Half: 6-8 75.0% 2nd Half: 11-14 78.6% Game: 17-22 77.3%

**Santa Clara 67 • 8-19, 0-14 WCC**

#	Player	Total		3-Pr		Rebounds		PF	TP	A	T	Bk	Stl	Min
		FG	FGA	FT	FTA	Off	Def							
01	HARRISON, Niyi	7	9	0	0	5	8	3	3	5	2	1	0	30
32	COWLES, Raymond III	5	14	1	4	3	3	5	4	14	0	0	0	33
15	MCARTHY, John	2	13	0	0	0	0	0	0	0	0	0	0	14
00	ROQUEMORE, Evan	2	10	1	4	2	0	1	1	6	6	2	0	34
20	JOHNSON, Denzel	0	5	0	2	0	1	1	0	2	1	2	0	22
03	CLARK, Brandon	7	12	3	6	2	0	2	2	12	1	1	0	29
04	PERRICONE, Kyle	0	0	0	0	0	0	0	0	0	0	0	0	1
05	AKWENKWE, Jordan	0	0	0	0	1	3	4	1	0	2	0	0	10
14	CLARKE, Julian	0	0	0	0	0	0	0	0	0	0	0	0	1
33	BACH, Phillip	1	1	0	0	0	0	0	0	2	0	0	0	1
35	GARRETT, Robert	0	0	0	0	2	2	2	2	0	1	1	0	4
44	ATANKA, Yannick	0	2	0	1	2	2	2	2	0	1	0	0	21
<b>Team</b>		23	56	5	17	16	24	11	30	18	67	10	2	3
<b>Totals</b>		23-56	5-17	16-24										

**2011-12 SEASON STATS**  
**BYU Combined Team Statistics (as of Mar 08, 2012)**  
**All games**

<b>RECORD:</b>	<b>OVERALL</b>	<b>HOME</b>	<b>AWAY</b>	<b>NEUTRAL</b>
ALL GAMES	25-8	13-3	8-3	4-2
CONFERENCE	12-4	6-2	6-2	0-0
NON-CONFERENCE	13-4	7-1	2-1	4-2

#	Player	gp-gs	min	avg	Total		3-Point		F-Throw		Rebounds				pf	dq	a	to	blk	stl	pts	avg
					fg-fga	fg%	3fg-fga	3fg%	ft-fa	ft%	off	def	tot	avg								
34	HARTSOCK, Noah	32-30	988	30.9	200-354	.565	9-31	.290	125-149	.839	39	127	166	5.2	64	0	48	48	52	27	534	16.7
00	DAVIES, Brandon	33-33	934	28.3	181-351	.516	1-2	.500	132-194	.680	72	170	242	7.3	107	4	68	92	43	47	495	15.0
10	CARLINO, Matt	23-22	640	27.8	106-257	.412	40-117	.342	40-54	.741	9	63	72	3.1	55	2	109	65	7	33	292	12.7
01	ABOUO, Charles	33-33	905	27.4	125-282	.443	41-111	.369	88-119	.739	70	143	213	6.5	87	2	86	57	8	36	379	11.5
13	ZYLSTRA, Brock	32-26	900	28.1	93-202	.460	49-128	.383	33-52	.635	29	108	137	4.3	56	0	59	44	5	40	268	8.4
21	ROGERS, Stephen	18-2	245	13.6	41-88	.466	16-46	.348	10-15	.667	3	27	30	1.7	19	1	23	14	6	9	108	6.0
20	WINDER, Anson	32-15	526	16.4	46-125	.368	23-80	.288	24-37	.649	3	47	50	1.6	38	0	54	31	3	35	139	4.3
33	AUSTIN, Nate	33-1	433	13.1	56-101	.554	6-20	.300	20-39	.513	51	74	125	3.8	92	6	18	19	12	9	138	4.2
02	CUSICK, Craig	33-3	533	16.2	30-80	.375	19-51	.373	19-29	.655	5	40	45	1.4	36	0	64	23	0	25	98	3.0
24	HARRISON, Damarcus	28-0	236	8.4	32-98	.327	11-43	.256	8-16	.500	6	19	25	0.9	20	0	14	22	1	12	83	3.0
12	SHARP, Josh	27-0	196	7.3	9-23	.391	1-5	.200	14-23	.609	16	22	38	1.4	21	0	12	12	3	4	33	1.2
14	MARTINEAU, Nick	18-0	52	2.9	5-13	.385	3-5	.600	1-2	.500	1	6	7	0.4	2	0	6	3	0	2	14	0.8
05	COLLINSWORTH, Chri	2-0	12	6.0	0-2	.000	0-1	.000	0-0	.000	0	1	1	0.5	3	0	1	3	1	0	0	0.0
Team																						
Total.....		33	6600		924-1976	.468	219-640	.342	514-729	.705	362	908	1270	38.5	601	15	562	436	141	279	2581	78.2
Opponents.....		33	6573		780-1893	.412	214-689	.311	424-637	.666	324	805	1129	34.2	628	-	446	520	88	205	2198	66.6

<b>TEAM STATISTICS</b>	<b>BY</b>	<b>OPP</b>	<b>Date</b>	<b>Opponent</b>	<b>Score</b>	<b>Att.</b>
SCORING	2581	2198	11/11/11	at Utah State	L 62-69	10270
Points per game	78.2	66.6	11/15/11	BYU-HAWAII	w 73-52	13435
Scoring margin	+11.6	-	11/18/11	LONGWOOD	w 92-60	10173
FIELD GOALS-ATT	924-1976	780-1893	11/22/11	PRAIRIE VIEW A&M	w 90-51	11760
Field goal pct	.468	.412	11/25/11	vs Nevada	w 76-55	3424
3 POINT FG-ATT	219-640	214-689	11/26/11	vs Wisconsin	L 56-73	2634
3-point FG pct	.342	.311	11/30/11	vs Northern Arizona	w 87-52	3215
3-pt FG made per game	6.6	6.5	12/03/11	vs Oregon	w 79-65	12845
FREE THROWS-ATT	514-729	424-637	12/07/11	WEBER STATE	w 94-66	11676
Free throw pct	.705	.666	12/10/11	at Utah	w 61-42	10327
F-Throws made per game	15.6	12.8	12/17/11	BAYLOR	L 83-86	22700
REBOUNDS	1270	1129	12/20/11	BUFFALO	w 93-78	9632
Rebounds per game	38.5	34.2	12/22/11	UC SANTA BARBARA	w 89-75	10670
Rebounding margin	+4.3	-	12/27/11	CAL STATE SAN MARCOS	w 79-51	13007
ASSISTS	562	446	* 12/29/11	at Saint Mary's (CA)	L 82-98	3500
Assists per game	17.0	13.5	* 12/31/11	SAN DIEGO	w 88-52	16369
TURNOVERS	436	520	* 01/05/12	at Loyola Marymount	w 73-65	3073
Turnovers per game	13.2	15.8	* 01/07/12	SAN FRANCISCO	w 81-56	14823
Turnover margin	+2.5	-	* 01/14/12	SANTA CLARA	w 95-78	16116
Assist/turnover ratio	1.3	0.9	* 01/16/12	at San Diego	w 82-63	3204
STEALS	279	205	* 01/19/12	LOYOLA MARYMOUNT	L 68-82	12751
Steals per game	8.5	6.2	* 01/21/12	at Pepperdine	w 77-64	3104
BLOCKS	141	88	01/25/12	at Virginia Tech	w 70-68	9231
Blocks per game	4.3	2.7	* 01/28/12	SAIN'T MARY'S	L 66-80	22700
ATTENDANCE	246777	95426	* 02/02/12	GONZAGA	w 83-73	19257
Home games-Avg/Game	16-15424	11-5495	* 02/04/12	at Portland	w 79-60	4159
Neutral site-Avg/Game	-	6-5830	* 02/11/12	PEPPERDINE	w 86-48	19008
			* 02/16/12	at San Francisco	w 85-84	2875
			* 02/18/12	at Santa Clara	w 82-67	4700
			* 02/23/12	at GONZAGA BULLDOGS	L 63-74	6000
			* 02/25/12	PORTLAND	w 76-66	22700
			03/02/12	vs San Diego	w 73-68	5037
			03/03/12	vs GONZAGA BULLDOGS	L 58-77	7828

<b>Score by Periods</b>	<b>1st</b>	<b>2nd</b>	<b>Totals</b>
BYU	1206	1375	2581
Opponents	1016	1182	2198

\* = Conference name





**2011-12 SEASON STATS**  
**BYU Combined Team Statistics (as of Mar 08, 2012)**  
**Conference games**

<b>RECORD:</b>	<b>OVERALL</b>	<b>HOME</b>	<b>AWAY</b>	<b>NEUTRAL</b>
ALL GAMES	12-4	6-2	6-2	0-0
CONFERENCE	12-4	6-2	6-2	0-0
NON-CONFERENCE	0-0	0-0	0-0	0-0

##	Player	gp-gs	min	avg	Total		3-Point		F-Throw		Rebounds				pf	dq	a	to	blk	stl	pts	avg
					fg-fga	fg%	3fg-fga	3fg%	ft-fga	ft%	off	def	tot	avg								
00	DAVIES, Brandon	16-16	491	30.7	103-191	.539	0-0	.000	82-121	.678	37	92	129	8.1	54	2	35	55	25	29	288	18.0
34	HARTSOCK, Noah	15-15	450	30.0	87-161	.540	2-12	.167	60-71	.845	13	56	69	4.6	34	0	20	32	16	11	236	15.7
10	CARLINO, Matt	16-16	437	27.3	72-177	.407	23-77	.299	29-41	.707	7	43	50	3.1	37	2	74	36	4	22	196	12.3
01	ABOUO, Charles	16-16	448	28.0	60-140	.429	17-53	.321	43-57	.754	27	63	90	5.6	42	2	43	17	2	18	180	11.3
13	ZYLSTRA, Brock	15-9	426	28.4	41-88	.466	20-57	.351	20-33	.606	17	57	74	4.9	27	0	23	19	2	17	122	8.1
33	AUSTIN, Nate	16-1	230	14.4	28-52	.538	2-10	.200	12-22	.545	33	36	69	4.3	48	4	9	8	5	5	70	4.4
20	WINDER, Anson	16-7	238	14.9	23-62	.371	10-36	.278	11-14	.786	1	26	27	1.7	26	0	19	11	0	20	67	4.2
02	CUSICK, Craig	16-0	286	17.9	18-49	.367	14-30	.467	10-16	.625	4	21	25	1.6	17	0	29	12	0	17	60	3.8
24	HARRISON, Damarcus	13-0	71	5.5	8-29	.276	3-10	.300	1-1	1.000	2	8	10	0.8	7	0	3	9	0	3	20	1.5
21	ROGERS, Stephen	6-0	41	6.8	3-13	.231	1-7	.143	2-2	1.000	1	6	7	1.2	5	0	5	2	1	1	9	1.5
14	MARTINEAU, Nick	6-0	19	3.2	3-6	.500	2-3	.667	0-0	.000	0	1	1	0.2	1	0	0	0	0	0	8	1.3
12	SHARP, Josh	13-0	63	4.8	0-4	.000	0-1	.000	10-14	.714	6	4	10	0.8	7	0	3	2	3	2	10	0.8
Team																						
Total.....		16	3200		446-972	.459	94-296	.318	280-392	.714	182	439	621	38.8	306	10	263	205	58	145	1266	79.1
Opponents.....		16	3173		378-918	.412	100-344	.291	254-370	.686	165	401	566	35.4	324	-	218	251	40	110	1110	69.4

<b>TEAM STATISTICS</b>	<b>BY</b>	<b>OPP</b>	<b>Date</b>	<b>Opponent</b>	<b>Score</b>	<b>Att.</b>
SCORING	1266	1110	* 12/29/11	at Saint Mary's (CA)	L 82-98	3500
Points per game	79.1	69.4	* 12/31/11	SAN DIEGO	w 88-52	16369
Scoring margin	+9.8	-	* 01/05/12	at Loyola Marymount	w 73-65	3073
FIELD GOALS-ATT	446-972	378-918	* 01/07/12	SAN FRANCISCO	w 81-56	14823
Field goal pct	.459	.412	* 01/14/12	SANTA CLARA	w 95-78	16116
3 POINT FG-ATT	94-296	100-344	* 01/16/12	at San Diego	w 82-63	3204
3-point FG pct	.318	.291	* 01/19/12	LOYOLA MARYMOUNT	L 68-82	12751
3-pt FG made per game	5.9	6.3	* 01/21/12	at Pepperdine	w 77-64	3104
FREE THROWS-ATT	280-392	254-370	* 01/28/12	SAINT MARY'S	L 66-80	22700
Free throw pct	.714	.686	* 02/02/12	GONZAGA	w 83-73	19257
F-Throws made per game	17.5	15.9	* 02/04/12	at Portland	w 79-60	4159
REBOUNDS	621	566	* 02/11/12	PEPPERDINE	w 86-48	19008
Rebounds per game	38.8	35.4	* 02/16/12	at San Francisco	w 85-84	2875
Rebounding margin	+3.4	-	* 02/18/12	at Santa Clara	w 82-67	4700
ASSISTS	263	218	* 02/23/12	at GONZAGA BULLDOGS	L 63-74	6000
Assists per game	16.4	13.6	* 02/25/12	PORTLAND	w 76-66	22700
TURNOVERS	205	251				
Turnovers per game	12.8	15.7				
Turnover margin	+2.9	-				
Assist/turnover ratio	1.3	0.9				
STEALS	145	110				
Steals per game	9.1	6.9				
BLOCKS	58	40				
Blocks per game	3.6	2.5				
ATTENDANCE	143724	30615				
Home games-Avg/Game	8-17966	8-3827				
Neutral site-Avg/Game	-	0-0				

\* = Conference game

<b>Score by Periods</b>	<b>1st</b>	<b>2nd</b>	<b>Totals</b>
BYU	601	665	1266
Opponents	522	588	1110

