



**2023 FOOTBALL**

**CONFERENCE STANDINGS**

Week 2 | Joni Lehmann | 469-524-1022 | joni@Big12Sports.com











	BIG 12 GAMES				OVERALL				Home	Road	Neutral	Streak	vs. Top 10	vs. Top 25
	W-L	Pct.	PF	PA	W-L	Pct.	PF	PA						
BYU	0-0	.000	-	-	1-0	1.000	14	0	1-0	-	-	W5	-	-
UCF	0-0	.000	-	-	1-0	1.000	56	6	1-0	-	-	W1	-	-
Cincinnati	0-0	.000	-	-	1-0	1.000	66	13	1-0	-	-	W1	-	-
Houston	0-0	.000	-	-	1-0	1.000	17	14	1-0	-	-	W2	-	-
Iowa State	0-0	.000	-	-	1-0	1.000	30	9	1-0	-	-	W1	-	-
Kansas	0-0	.000	-	-	1-0	1.000	48	17	1-0	-	-	W1	-	-
Kansas State	0-0	.000	-	-	1-0	1.000	45	0	1-0	-	-	W1	-	-
Oklahoma	0-0	.000	-	-	1-0	1.000	73	0	1-0	-	-	W1	-	-
Oklahoma State	0-0	.000	-	-	1-0	1.000	27	13	1-0	-	-	W1	-	-
Texas	0-0	.000	-	-	1-0	1.000	37	10	1-0	-	-	W1	-	-
Baylor	0-0	.000	-	-	0-1	.000	31	42	0-1	-	-	L5	-	-
TCU	0-0	.000	-	-	0-1	.000	42	45	0-1	-	-	L2	-	-
Texas Tech	0-0	.000	-	-	0-1	.000	33	35	-	0-1	-	L1	-	-
West Virginia	0-0	.000	-	-	0-1	.000	15	38	-	0-1	-	L1	0-1	0-1

**THIS WEEK'S SCHEDULE**

	CT
<b>Friday, September 8</b>	
Illinois at Kansas (ESPN2)	6:30 p.m.
<b>Saturday, September 9</b>	
No. 12/12 Utah at Baylor (ESPN)	11:00 a.m.
Troy at No. 15/15 Kansas State (FSI)	11:00 a.m.
Southern Utah at BYU (Big 12 Now on ESPN+)	2:00 p.m.
Iowa at Iowa State (FOX)	2:30 p.m.
SMU at No. 18/17 Oklahoma (Soonervision on ESPN+)	5:00 p.m.
Duquesne at West Virginia (Big 12 Now on ESPN+)	5:00 p.m.
Cincinnati at Pittsburgh (The CW)	5:30 p.m.
No. 13/13 Oregon at Texas Tech (FOX)	6:00 p.m.
No. 11/10 Texas at No. 3/3 Alabama (ESPN)	6:00 p.m.
UCF at Boise State (FSI)	6:00 p.m.
Houston at Rice (NFL Network)	6:00 p.m.
Nicholls at TCU (Big 12 Now on ESPN+)	7:00 p.m.
Oklahoma State at Arizona State (FSI)	9:30 p.m.

All times listed as Central.  
Rankings listed as AP/Coaches.

**CONFERENCE NEWS & NOTES**

-  The Big 12 will play seven of its 14 games this week against teams from other A5 conferences. Two of the matchups feature future Big 12 schools as No. 12/12 Utah travels to Baylor and Arizona State hosts Oklahoma State.
-  ESPN's College GameDay will be on-site for the No. 11/10 Texas at No. 3/3 Alabama game a week after FOX's Big Noon Kickoff went live from the Colorado at TCU season opener. Last season, a Big 12 television partner pregame show originated from a Conference game nine times in eight contests. The game is one of just two ranked matchups nationally this week.
-  Ten of 14 Big 12 teams are ranked or receiving votes in the AP and AFCA Coaches polls including No. 11/10 Texas, No. 15/15 K-State and No. 18/17 Oklahoma.
-  The Big 12 went 10-4 (.714) in the first week of the season. New members BYU, UCF, Cincinnati and Houston picked up wins in their Big 12 debuts.
-  Five Big 12 teams were at 100% or over in home stadium capacity last week to rank second among conferences. TCU leads Big 12 programs as it ranked second among teams at 115.86 capacity followed by 6. K-State (104.13), 8. Oklahoma (103.86), 10. Cincinnati (101.85) and 15. Oklahoma State (100.0). A total of 13 Conference teams were over 92% capacity.
-  The Big 12's 15 interceptions lead the nation.
-  The Big 12 is second among all conferences in total offense (478.4) and passing (294.5) as well as third in scoring (38.1), rushing (183.9), completion pct. (67.9) and passer rating (158.2).
-  BYU, K-State and Oklahoma are among the five teams that pitched shutouts in their opening game. BYU and OU were the only two FBS teams to shut out another FBS foe.
-  UCF racked up 389 rushing yards in its season opener to lead FBS teams.
-  Half of Big 12 defenses gave up less than 100 yards rushing last week, highlighted by K-State allowing just six yards to rank second nationally. Others include 6. Texas (27), 10. BYU (38), 14. Oklahoma (48), 18. TCU (55), 26. Kansas (74) and 42. UCF (95).

- Notes continued on page 5 -

**Weekly National Rankings  
(AP/Coaches/CFP)**

	<b>BU</b>	<b>BYU</b>	<b>UCF</b>	<b>UC</b>	<b>UH</b>	<b>ISU</b>	<b>KU</b>	<b>K-State</b>	<b>OU</b>	<b>OSU</b>	<b>TCU</b>	<b>UT</b>	<b>TTU</b>	<b>WVU</b>
Preseason	RV/RV	-/RV	-	-	-/RV	-	RV/RV	16/17	20/19	-/RV	17/16	11/12	RV/24	-
9/5	-	-	RV/RV	RV/-	-	RV/-	-/RV	15/15	18/17	-/RV	RV/RV	11/10	RV/RV	-
9/11														
9/18														
9/25														
10/2														
10/9														
10/16														
10/23														
10/30														
11/6														
11/13														
11/20														
11/27														
12/4														
Final														

**WEEKLY AWARDS**

	<u>Offense</u>	<u>Defense</u>
9/4	Emory Jones, UC, QB, Sr.	Jeremiah Cooper, ISU, DB, So.
9/11		
9/18		
9/25		
10/2		
10/9		
10/16		
10/23		
10/30		
11/6		
11/13		
11/20		
11/27		

	<u>Special Teams</u>	<u>Newcomer</u>
9/4	Ryan Rehkow, BYU, P, Jr. Gavin Freeman, OU, WR/PR, So.	Emory Jones, UC, QB, Sr.
9/11		
9/18		
9/25		
10/2		
10/9		
10/16		
10/23		
10/30		
11/6		
11/13		
11/20		
11/27		

**Big 12 CHAMPIONS**

- 1996 - Texas (Nebraska)
- 1997 - Nebraska (Texas A&M)
- 1998 - Texas A&M (K-State)
- 1999 - Nebraska (Texas)
- 2000 - Oklahoma (K-State)
- 2001 - Colorado (Texas)
- 2002 - Oklahoma (Colorado)
- 2003 - Kansas State (Oklahoma)
- 2004 - Oklahoma (Colorado)
- 2005 - Texas (Colorado)
- 2006 - Oklahoma (Nebraska)
- 2007 - Oklahoma (Missouri)
- 2008 - Oklahoma (Missouri)
- 2009 - Texas (Nebraska)
- 2010 - Oklahoma (Nebraska)
- 2011 - Oklahoma State\*\*
- 2012 - Kansas State/Oklahoma\*\*
- 2013 - Baylor\*\*
- 2014 - Baylor/TCU\*\*
- 2015 - Oklahoma\*\*
- 2016 - Oklahoma\*\*
- 2017 - Oklahoma (TCU)
- 2018 - Oklahoma (Texas)
- 2019 - Oklahoma (Baylor)
- 2020 - Oklahoma (Iowa State)
- 2021 - Baylor (Oklahoma State)
- 2022 - Kansas State (TCU)

*\*\*A Championship Game was not played from 2011-16 seasons. Opponent in parenthesis.*

**Big 12 BOWL PARTNERS**

*(listed in order of selection)*

- Allstate Sugar
- Valero Alamo
- Pop-Tarts
- TaxAct Texas
- AutoZone Liberty
- Guaranteed Rate
- Lockheed Martin Armed Forces Bowl\*/SERVPRO
- First Responders Bowl\*
- Radiance Technologies Independence Bowl

\* Game is a "flex pick" for the seventh selection after CFP.

The Big 12 champion will earn the Conference's automatic berth for its CFP contract bowl slot.

In the event the Big 12 Champion is displaced from the Sugar Bowl to participate in the College Football Playoff Semifinals, the championship game runner-up shall serve as the Sugar Bowl replacement team.

**VERSUS OTHER CONFERENCES**

	All-Time			2023		
	<u>W</u>	<u>L</u>	<u>Pct.</u>	<u>W</u>	<u>L</u>	<u>Pct.</u>
American	95	25	.792	2	0	1.000
ACC	45	48	.484	0	0	.000
Big Ten	56	59	.487	0	1	.000
Conference USA	139	15	.902	1	0	1.000
Independents	15	15	.500	0	0	.000
MAC	58	15	.795	1	0	1.000
Mountain West	78	24	.772	0	1	.000
Pac-12	68	55	.553	0	1	.000
SEC	43	60	.417	0	0	.000
Sun Belt	77	11	.885	1	1	.500
Non-FBS	169	14	.921	5	0	1.000
<b>Total</b>	<b>844</b>	<b>339</b>	<b>.713</b>	<b>10</b>	<b>4</b>	<b>.714</b>

*All-time totals are based on current conference affiliation.*

**BAYLOR (0-1, 0-0 Big 12)**

Date	Opponent	Time (CT)	Attend	BU			OPP		
				CFP	AP	C	CFP	AP	C
S2	Texas State (Big 12 Now)	L 31-42	44,945		RV	RV			
S9	Utah (ESPN)	11:00 a.m.						12	12
S16	Long Island (Big 12 Now)	11:00 a.m.							
S23	Texas*								
S30	at UCF*								
07	Texas Tech*								
014	Open								
021	at Cincinnati*								
028	Iowa State*								
N4	Houston*								
N11	at K-State*								
N18	at TCU*								
N25	West Virginia*								

\*Big 12 Game

**BYU (1-0, 0-0 Big 12)**

Date	Opponent	Time (MT)	Attend	BYU			OPP		
				CFP	AP	C	CFP	AP	C
S2	Sam Houston (FSI)	W 14-0	59,006					RV	
S9	S. Utah (Big 12 Now)	1:00 p.m.							
S16	at Arkansas (ESPN2)	6:30 p.m.							
S23	at Kansas*								
S29	Cincinnati* (ESPN)	8:15 p.m.							
07	Open								
014	at TCU*								
021	Texas Tech*								
028	at Texas*								
N4	at West Virginia*								
N11	Iowa State*								
N18	Oklahoma*								
N25	at Oklahoma State*								

\*Big 12 Game

**UCF (1-0, 0-0 Big 12)**

Date	Opponent	Time (ET)	Attend	UCF			OPP		
				CFP	AP	C	CFP	AP	C
A31	Kent State (FSI)	W 56-6	44,088						
S9	at Boise State (FSI)	7:00 p.m.					RV	RV	
S16	Villanova (Big 12 Now)	6:30 p.m.							
S23	at K-State*								
S30	Baylor*								
07	at Kansas*								
014	Open								
021	at Oklahoma*								
028	West Virginia*								
N4	at Cincinnati*								
N11	Oklahoma State*								
N18	at Texas Tech*								
N25	Houston*								

\*Big 12 Game

**CINCINNATI (1-0, 0-0 Big 12)**

Date	Opponent	Time (ET)	Attend	UC			OPP		
				CFP	AP	C	CFP	AP	C
S2	E. Kentucky (Big 12 Now)	W 66-13	38,193						
S9	at Pitt (The CW)	6:30 p.m.						RV	
S16	Miami - OH (Big 12 Now)	7:00 p.m.							
S23	Oklahoma*								
S29	at BYU* (ESPN)	9:15 p.m.							
07	Open								
014	Iowa State*								
021	Baylor*								
028	at Oklahoma State*								
N4	UCF*								
N11	at Houston*								
N18	at West Virginia*								
N25	Kansas*								

\*Big 12 Game

**HOUSTON (1-0, 0-0 Big 12)**

Date	Opponent	Time (CT)	Attend	UH			OPP		
				CFP	AP	C	CFP	AP	C
S2	UTSA (FSI)	W 17-14	37,862					RV	
S9	at Rice (NFL Network)	6:00 p.m.							
S16	TCU* (FOX)	7:00 p.m.							
S23	Sam Houston (Big 12 Now)	6:00 p.m.							
S30	at Texas Tech*								
07	Open								
012	West Virginia* (FSI)	6:00 p.m.							
021	Texas*								
028	at K-State*								
N4	at Baylor*								
N11	Cincinnati*								
N18	Oklahoma State*								
N25	at UCF*								

\*Big 12 Game

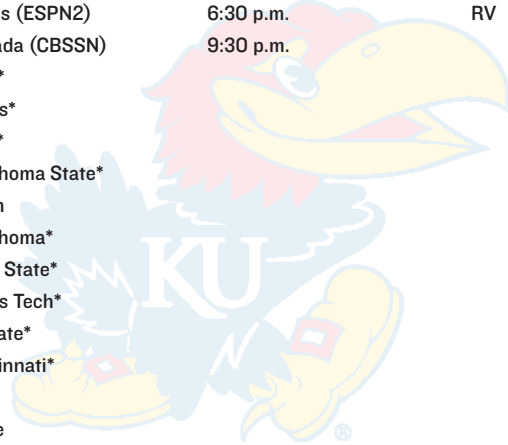
**IOWA STATE (1-0, 0-0 Big 12)**

Date	Opponent	Time (CT)	Attend	ISU			OPP		
				CFP	AP	C	CFP	AP	C
S2	UNI (Big 12 Now)	W 30-9	58,248						
S9	Iowa (FOX)	2:30 p.m.					RV		RV RV
S16	at Ohio (ESPN2/U)	11:00 a.m.							
S23	Oklahoma State*								
S30	at Oklahoma*								
07	TCU*								
014	at Cincinnati*								
021	Open								
028	at Baylor*								
N4	Kansas*								
N11	at BYU*								
N18	Texas*								
N25	at K-State*								

\*Big 12 Game

**KANSAS (1-0, 0-0 Big 12)**

Date	Opponent	Time (CT)	Attend	KU			OPP		
				CFP	AP	C	CFP	AP	C
S1	Missouri State (Big 12 Now)	W 48-17	41,091		RV	RV			
S8	Illinois (ESPN2)	6:30 p.m.				RV		RV	RV
S16	at Nevada (CBSSN)	9:30 p.m.							
S23	BYU*								
S30	at Texas*								
O7	UCF*								
O14	at Oklahoma State*								
O21	Open								
O28	Oklahoma*								
N4	at Iowa State*								
N11	Texas Tech*								
N18	K-State*								
N25	at Cincinnati*								



\*Big 12 Game

**K-STATE (1-0, 0-0 Big 12)**

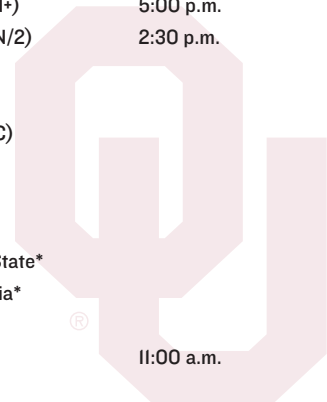
Date	Opponent	Time (CT)	Attend	K-State			OPP		
				CFP	AP	C	CFP	AP	C
S2	SE Missouri St. (Big 12 Now)	W 45-0	52,066		16	17			
S9	Troy* (FSI)	11:00 a.m.						15	15
S16	at Missouri (SECN)	11:00 a.m.							
S23	UCF*								
S30	Open								
O6	at Oklahoma State* (ESPN)	6:30 p.m.							
O14	at Texas Tech*								
O21	TCU*								
O28	Houston*								
N4	at Texas								
N11	Baylor*								
N18	at Kansas*								
N25	Iowa State*								



\*Big 12 Game

**OKLAHOMA (1-0, 0-0 Big 12)**


Date	Opponent	Time (CT)	Attend	OU			OPP		
				CFP	AP	C	CFP	AP	C
S2	Arkansas State (ESPN)	W 73-0	83,221		20	19			
S9	SMU (ESPN+)	5:00 p.m.			18	17			RV
S16	at Tulsa (ESPN/2)	2:30 p.m.							
S23	at Cincinnati*								
S30	Iowa State*								
O7	vs. Texas* (ABC)								
O14	Open								
O21	UCF*								
O28	at Kansas*								
N4	at Oklahoma State*								
N11	West Virginia*								
N18	at BYU*								
N24	TCU* (FOX)	11:00 a.m.							



\*Big 12 Game

**OKLAHOMA STATE (1-0, 0-0 Big 12)**


Date	Opponent	Time (CT)	Attend	OSU			OPP		
				CFP	AP	C	CFP	AP	C
S2	UCA (Big 12 Now)	W 27-13	53,855					RV	
S9	at Arizona State (FSI)	9:30 p.m.							RV
S16	S. Alabama (Big 12 Now)	6:00 p.m.							
S23	at Iowa State*								
S30	Open								
O6	K-State* (ESPN)	6:30 p.m.							
O14	Kansas*								
O21	at West Virginia*								
O28	Cincinnati*								
N4	Oklahoma*								
N11	at UCF*								
N18	at Houston*								
N25	BYU*								



\*Big 12 Game

**TCU (0-1, 0-0 Big 12)**

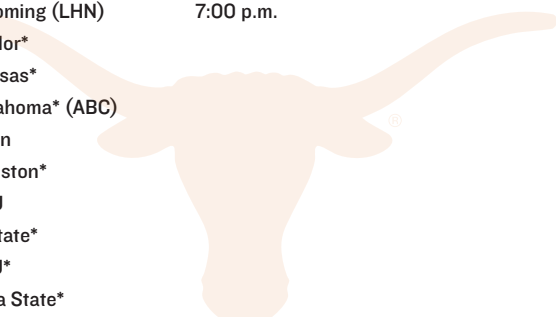
Date	Opponent	Time (CT)	Attend	TCU			OPP		
				CFP	AP	C	CFP	AP	C
S2	Colorado (FOX)	L 42-45	53,294		17	16			
S9	Nicholls (Big 12 Now)	7:00 p.m.				RV	RV		
S16	at Houston* (FOX)	7:00 p.m.							
S23	SMU								
S30	West Virginia*								
O7	at Iowa State*								
O14	BYU*								
O21	at K-State*								
O28	Open								
N2	at Texas Tech (FSI)	6:00 p.m.							
N11	Texas*								
N18	Baylor*								
N24	at Oklahoma* (FOX)	11:00 a.m.							



\*Big 12 Game

**TEXAS (1-0, 0-0 Big 12)**

Date	Opponent	Time (CT)	Attend	UT			OPP		
				CFP	AP	C	CFP	AP	C
S2	Rice (FOX)	W 37-10	98,017		11	12			
S9	at Alabama (ESPN)	6:00 p.m.					11	10	3 3
S16	Wyoming (LHN)	7:00 p.m.							
S23	at Baylor*								
S30	Kansas*								
O7	vs. Oklahoma* (ABC)								
O14	Open								
O21	at Houston*								
O28	BYU								
N4	K-State*								
N11	at TCU*								
N18	at Iowa State*								
N24	Texas Tech* (ABC)	6:30 p.m.							












\*Big 12 Game









**TEXAS TECH (0-1, 0-0 Big 12)**

Date	Opponent	Time (CT)	Attend	TTU		OPP	
				CFP	AP C	CFP	AP C
S2	at Wyoming (CBS)	L 33-35 20T	26,450	RV	24		
S9	Oregon (FOX)	6:00 p.m.		RV	RV	13	13
SI6	Tarleton State (Big 12 Now)	6:00 p.m.					
S23	at West Virginia*						
S30	Houston*						
O7	at Baylor*						
O14	K-State*						
O21	at BYU*						
O28	Open						
N2	TCU*						
N11	at Kansas*						
N18	UCF*						
N24	at Texas* (ABC)	6:30 p.m.					

**WEST VIRGINIA (0-1, 0-0 Big 12)**

Date	Opponent	Time (ET)	Attend	WVU			OPP		
				CFP	AP C	C	CFP	AP C	C
S2	at Penn State (NBC)	L 15-38	110,747					7	7
S9	Duquesne (Big 12 Now)	6:00 p.m.							
SI6	Pitt (ABC)	7:30 p.m.							
S23	Texas Tech*								
S30	at TCU*								
O7	Open								
O12	at Houston* (FSI)	7:00 p.m.							
O21	Oklahoma State*								
O28	at UCF*								
N4	BYU*								
N11	at Oklahoma*								
N18	Cincinnati*								
N25	at Baylor*								

-  Three Big 12 QBs are in the top five nationally in total offense: 4. Tyler Shough (TTU), 374.0, T5. Emory Jones (UC) and John Rhys Plumlee (UCF), 371.0.
-  "Big 12 Homecoming" will make its debut Sept. 14-16 at Houston as the Cougars host TCU on Sept. 16 in their first Big 12 game.
-  Cincinnati's Emory Jones (offensive and newcomer), Iowa State's Jeremiah Cooper (defensive), BYU's Ryan Rehkov (co-special teams) and Oklahoma's Gavin Freeman (co-special teams) picked up the first Big 12 football weekly awards of the season.
-  Baylor senior TE Drake Dabney had a career-best six catches for 101 yards with a career-high two TD grabs. Dabney's 100-yard receiving game was the first for a Baylor tight end since Ken Hodge went for 121 yards on six catches in 1964 vs. Oregon State.
-  BYU recorded its first shutout since a 64-0 win over Savannah State in 2014. It was the program's first shutout over an FBS opponent since a 47-0 win over Hawaii in 2012.
-  UCF set a program record with 8.5 rushing yards per carry, besting the previous high of 8.3 set on Nov. 11, 1986.
-  Cincinnati QB Emory Jones became the first Bearcat quarterback to throw for five touchdowns since Gunner Kiel versus UCF on Oct. 31, 2015. He also tied his single-game total touchdown record by a quarterback with seven.
-  Houston's 14 points allowed were its fewest in a season opener since permitting 13 in a 62-13 win vs. Southern on Aug. 30, 2013.
-  Iowa State's Jaylin Noel surpassed 100 career receptions, matching Otto Stowe (1968-70) for the third-fastest (25 games) to 100 receptions in school history.

-  Kansas' Dylan McDuffie and Devin Neal are the second Power Five duo since 2012 to rush for a touchdown of at least 15 yards in their first carry of the season (Ole Miss - Sept. 5, 2015 with Jaylen Walton and Chad Kelly).
-  K-State shutout its opponent for the second-straight season opener, the first time the Wildcats did so in consecutive seasons since 1998 and 1999.
-  Oklahoma set a school record for completion percentage (minimum 15 pass attempts). QBs Dillon Gabriel and Jackson Arnold combined to complete 30 of 33 pass attempts (90.9%). Gabriel was 19 for 22 and Arnold was 11 for 11 in his collegiate debut.
-  Oklahoma State set a school record with nine consecutive wins in season openers with a 27-13 victory over Central Arkansas. In addition to the active streak, there were also eight straight wins in season openers from 1981-88 and from 1928-35.
-  Namdi Obiazor had TCU's first blocked field goal since Ochaun Mathis against West Virginia in 2021.
-  Texas recorded multiple interceptions for the first time since Oct. 8, 2022 vs. Oklahoma. LB Jaylan Ford and DB Austin Jordan each tallied one against Rice.
-  Texas Tech LB Jesiah Pierre set a career-high for tackles with 14, including matching his previous career-high (7) in the first half. It was the most tackles in a single game since Kosi Eldridge posted 14 last season against Oklahoma.
-  In his first game as a Mountaineer, WR Devin Carter led WVU in receiving with six receptions for 90 yards.

**Big 12 Homecoming**

**2023 Schedule**

- Sept. 14-16: Houston
- Sept. 21-23: Cincinnati
- Sept. 28-30: UCF
- Oct. 19-21: BYU

Big 12 Homecoming will visit four campuses per fall and feature three days of entertainment and community engagement around home football games. The 2023 schedule features the Big 12's four new members.

**Dr Pepper Big 12 Championship**

**Saturday, Dec. 2, 11 a.m. CT (ABC)  
AT&T Stadium, Arlington, Texas**

**Tickets available at:  
<https://big12.us/3i564VW>**

The top two finishers by conference winning percentage in the Big 12 standings will compete in the Dr Pepper Big 12 Football Championship game. Three-time Grammy-award-winning artist Nelly will perform at halftime with the bands of the participating institutions.

**Big 12 Pro Day**

**Spring 2024  
Ford Center, Frisco, Texas**

The Big 12 and the NFL have partnered to debut Big 12 Pro Day in the spring of 2024. The reimagined Pro Day experience will feature state of the art medical and player skill assessments designed to maximize the student-athlete prospect experience. The NFL Network and additional NFL media platforms will air content. Off the field, a job fair and non-football career networking opportunities will be provided. The Conference will also host Big 12 Fan Fest outside of the event.



**2023-24 Big 12 Football**  
**Extended Individual Statistics**  
**All games**

**TOTAL OFFENSE** (Minimum Games Played Pct. 75%)

#	Player	G	Rush	Pass	Plays	Total	Yds/g
1	Shough, Tyler - TTU	1	36	338	62	374	374.00
2	Jones, Emory - UC	1	26	345	32	371	371.00
3	Plumlee, John Rhys - UCF	1	90	281	38	371	371.00
4	Gabriel, Dillon - OU	1	15	308	24	323	323.00
5	Bean, Jason - KU	1	41	276	33	317	317.00
6	Morris, Chandler - TCU	1	30	279	47	309	309.00
7	Howard, Will - KState	1	5	297	29	302	302.00
8	Shapen, Blake - Baylor	1	-2	303	35	301	301.00
9	Ewers, Quinn - UT	1	12	260	38	272	272.00
10	Smith, Donovan - UH	1	31	233	47	264	264.00

**ALL PURPOSE** (Minimum Games Played Pct. 75%)

#	Player	G	Rush	Rcv	PR	KR	Yds	Avg/g
1	Henderson, Xzavier - UC	1	0	149	0	26	175	175.00
2	Bailey, Emani - TCU	1	164	0	0	0	164	164.00
3	Everhart, Major - TCU	1	7	11	0	140	158	158.00
4	Gordon Jr., Corey - Baylor	1	0	0	0	145	145	145.00
5	Harvey, RJ - UCF	1	84	50	0	0	134	134.00
6	Giddens, DJ - KState	1	128	0	0	0	128	128.00
7	Garcia II, RJ - KState	1	0	119	0	0	119	119.00
8	Neal, Devin - KU	1	94	25	0	0	119	119.00
9	Worthy, Xavier - UT	1	0	90	21	0	111	111.00
10	Richardson, Johnny - UCF	1	100	10	0	0	110	110.00

**TOTAL OFFENSE AVG/PLAY** (Minimum Games Played Pct. 75%)

#	Player	G	Rush	Pass	Plays	Total	Yds/p
1	Townsend, Xavier - UCF	1	28	0	1	28	28.00
2	Lichtenberg, Brady - UC	1	4	93	5	97	19.40
3	Williams, Savion - TCU	1	14	0	1	14	14.00
4	Gabriel, Dillon - OU	1	15	308	24	323	13.46
5	Bailey, Emani - TCU	1	164	0	14	164	11.71
6	Jones, Emory - UC	1	26	345	32	371	11.59
7	Gundy, Gunnar - OSU	1	20	106	11	126	11.45
8	McClain, Timmy - UCF	1	21	53	7	74	10.57
9	Howard, Will - KState	1	5	297	29	302	10.41
10	Turner, Aaron - UC	1	31	0	3	31	10.33

**SCORING** (Minimum Games Played Pct. 75%)

#	Player	G	TD	FG	XPT	2XP	Pts	Pts/g
1	Sanders, Trey - TCU	1	3	0	0	0	18	18.00
2	Auburn, Bert - UT	1	0	3	4	0	13	13.00
3	Harvey, RJ - UCF	1	2	0	0	0	12	12.00
4	Neal, Devin - KU	1	2	0	0	0	12	12.00
5	Slovis, Kedon - BYU	1	2	0	0	0	12	12.00
6	Howard, Will - KState	1	2	0	0	0	12	12.00
7	Jones, Emory - UC	1	2	0	0	0	12	12.00
8	Dabney, Drake - Baylor	1	2	0	0	0	12	12.00
9	Freeman, Gavin - OU	1	2	0	0	0	12	12.00
10	Brown, Carter - UC	1	0	1	9	0	12	12.00

**TOTAL OFFENSE PLAYS**

#	Player	G	Rush	Pass	Plays	Total	Yds/g
1	Shough, Tyler - TTU	1	36	338	62	374	374.00
2	Smith, Donovan - UH	1	31	233	47	264	264.00
3	Morris, Chandler - TCU	1	30	279	47	309	309.00
4	Greene, Garrett - WVU	1	71	162	42	233	233.00
5	Slovis, Kedon - BYU	1	2	145	38	147	147.00
6	Ewers, Quinn - UT	1	12	260	38	272	272.00
7	Plumlee, John Rhys - UCF	1	90	281	38	371	371.00
8	Shapen, Blake - Baylor	1	-2	303	35	301	301.00
9	Bean, Jason - KU	1	41	276	33	317	317.00
10	Jones, Emory - UC	1	26	345	32	371	371.00

**SCORING (TDs)** (Minimum 1 Touchdowns)

#	Player	G	Run	Rec	Ret	Pts	Avg/g
1	Sanders, Trey - TCU	1	3	0	0	18	18.00
2	Harvey, RJ - UCF	1	1	1	0	12	12.00
3	Jones, Emory - UC	1	2	0	0	12	12.00
4	Howard, Will - KState	1	1	1	0	12	12.00
5	Slovis, Kedon - BYU	1	2	0	0	12	12.00
6	Neal, Devin - KU	1	1	1	0	12	12.00
7	Freeman, Gavin - OU	1	0	1	1	12	12.00
8	Dabney, Drake - Baylor	1	0	2	0	12	12.00
9	Walker, Tawee - OU	1	2	0	0	12	12.00
10	Donaldson, CJ - WVU	1	1	0	0	8	8.00

**TOTAL OFFENSE YARDS**

#	Player	G	Rush	Pass	Plays	Total	Yds/g
1	Shough, Tyler - TTU	1	36	338	62	374	374.00
2	Smith, Donovan - UH	1	31	233	47	264	264.00
3	Morris, Chandler - TCU	1	30	279	47	309	309.00
4	Greene, Garrett - WVU	1	71	162	42	233	233.00
5	Slovis, Kedon - BYU	1	2	145	38	147	147.00
6	Ewers, Quinn - UT	1	12	260	38	272	272.00
7	Plumlee, John Rhys - UCF	1	90	281	38	371	371.00
8	Shapen, Blake - Baylor	1	-2	303	35	301	301.00
9	Bean, Jason - KU	1	41	276	33	317	317.00
10	Jones, Emory - UC	1	26	345	32	371	371.00

**SCORING (KICK)** (Minimum Games Played Pct. 75%)

#	Player	G	PAT	FG	Pts	Avg/g
1	Auburn, Bert - UT	1	4-4	3-4	13	13.00
2	Brown, Carter - UC	1	9-9	1-1	12	12.00
3	Hankins, Isaiah - Baylor	1	2-2	3-4	11	11.00
4	Schmit, Zach - OU	1	8-8	1-1	11	11.00
5	Keller, Seth - KU	1	5-5	2-2	11	11.00
6	Garcia, Gino - TTU	1	3-3	2-5	9	9.00
7	Hale, Alex - OSU	1	3-3	2-2	9	9.00
8	Boomer, Colton - UCF	1	8-8	0-0	8	8.00
9	Tennant, Chris - KState	1	5-5	1-1	8	8.00
10	Contreras, Chase - IowaSt	1	3-3	1-1	6	6.00



**2023-24 Big 12 Football**  
**Extended Individual Statistics**  
**All games**

**TOTAL OFFENSE TDS**

#	Player	G	Rush	Pass	Total
1	Jones, Emory - UC	1	26	345	7
2	Ewers, Quinn - UT	1	12	260	4
3	Plumlee, John Rhys - UCF	1	90	281	4
4	Sanders, Trey - TCU	1	46	0	3
5	Morris, Chandler - TCU	1	30	279	3
6	Howard, Will - KState	1	5	297	3
7	Gabriel, Dillon - OU	1	15	308	3
8	Shough, Tyler - TTU	1	36	338	3
9	Becht, Rocco - IowaSt	1	10	113	3
10	Shapen, Blake - Baylor	1	-2	303	3

**YARDS PER RUSH** (Minimum 10 Rushing Attempts/Game, Games Played Pct. 75%)

#	Player	G	Att.	Yds	Avg.	TD	Lg	Avg/g
1	Bailey, Emani - TCU	1	14	164	11.71	0	74	164.00
2	Giddens, DJ - KState	1	15	128	8.53	0	43	128.00
3	Harvey, RJ - UCF	1	10	84	8.40	1	48	84.00
4	Richardson, Johnny - UCF	1	12	100	8.33	0	43	100.00
5	Kiner, Corey - UC	1	13	105	8.08	0	54	105.00
6	Neal, Devin - KU	1	13	94	7.23	1	48	94.00
7	Martin, LJ - BYU	1	16	91	5.69	0	21	91.00
8	Blue, Jaydon - UT	1	10	55	5.50	0	19	55.00
9	Ward, Treshaun - KState	1	11	56	5.09	1	17	56.00
10	Richardson, Dominic - Baylor	1	16	79	4.94	0	32	79.00

**RUSH YARDS** (Minimum 10 Rushing Attempts/Game)

#	Player	G	Att.	Yds	Avg.	TD	Lg	Avg/g
1	Bailey, Emani - TCU	1	14	164	11.71	0	74	164.00
2	Giddens, DJ - KState	1	15	128	8.53	0	43	128.00
3	Kiner, Corey - UC	1	13	105	8.08	0	54	105.00
4	Richardson, Johnny - UCF	1	12	100	8.33	0	43	100.00
5	Neal, Devin - KU	1	13	94	7.23	1	48	94.00
6	Martin, LJ - BYU	1	16	91	5.69	0	21	91.00
7	Harvey, RJ - UCF	1	10	84	8.40	1	48	84.00
8	Donaldson, CJ - WVU	1	18	81	4.50	1	17	81.00
9	Richardson, Dominic - Baylor	1	16	79	4.94	0	32	79.00
10	Greene, Garrett - WVU	1	15	71	4.73	1	15	71.00

**PASSING Avg/GAME** (Minimum Games Played Pct. 75%)

#	Player	G	Comp	att-int	Yds	TD	Avg/g
1	Jones, Emory - UC	1	19	23-0	345	5	345.00
2	Shough, Tyler - TTU	1	31	47-1	338	3	338.00
3	Gabriel, Dillon - OU	1	19	22-0	308	2	308.00
4	Shapen, Blake - Baylor	1	21	31-0	303	2	303.00
5	Howard, Will - KState	1	18	26-1	297	2	297.00
6	Plumlee, John Rhys - UCF	1	22	30-2	281	3	281.00
7	Morris, Chandler - TCU	1	24	42-2	279	2	279.00
8	Bean, Jason - KU	1	22	28-0	276	2	276.00
9	Ewers, Quinn - UT	1	19	30-0	260	3	260.00
10	Smith, Donovan - UH	1	22	34-0	233	2	233.00

**RUSHING** (Minimum 10 Rushing Attempts/Game, Games Played Pct. 75%)

#	Player	G	Att.	Yds	Avg.	TD	Lg	Avg/g
1	Bailey, Emani - TCU	1	14	164	11.71	0	74	164.00
2	Giddens, DJ - KState	1	15	128	8.53	0	43	128.00
3	Kiner, Corey - UC	1	13	105	8.08	0	54	105.00
4	Richardson, Johnny - UCF	1	12	100	8.33	0	43	100.00
5	Neal, Devin - KU	1	13	94	7.23	1	48	94.00
6	Martin, LJ - BYU	1	16	91	5.69	0	21	91.00
7	Harvey, RJ - UCF	1	10	84	8.40	1	48	84.00
8	Donaldson, CJ - WVU	1	18	81	4.50	1	17	81.00
9	Richardson, Dominic - Baylor	1	16	79	4.94	0	32	79.00
10	Greene, Garrett - WVU	1	15	71	4.73	1	15	71.00

**RUSH ATTEMPTS** (Minimum 10 Rushing Attempts/Game)

#	Player	G	Att.	Yds	Avg.	TD	Lg	Avg/g
1	Donaldson, CJ - WVU	1	18	81	4.50	1	17	81.00
2	Martin, LJ - BYU	1	16	91	5.69	0	21	91.00
3	Richardson, Dominic - Baylor	1	16	79	4.94	0	32	79.00
4	Shough, Tyler - TTU	1	15	36	2.40	0	12	36.00
5	Giddens, DJ - KState	1	15	128	8.53	0	43	128.00
6	Greene, Garrett - WVU	1	15	71	4.73	1	15	71.00
7	Sanders, Trey - TCU	1	15	46	3.07	3	7	46.00
8	Bailey, Emani - TCU	1	14	164	11.71	0	74	164.00
9	Smith, Donovan - UH	1	13	31	2.38	0	13	31.00
10	Kiner, Corey - UC	1	13	105	8.08	0	54	105.00

**RUSHING TDS** (Minimum 10 Rushing Attempts/Game)

#	Player	G	Att.	Yds	Avg.	TD	Lg	Avg/g
1	Sanders, Trey - TCU	1	15	46	3.07	3	7	46.00
2	Greene, Garrett - WVU	1	15	71	4.73	1	15	71.00
3	Brooks, Tahj - TTU	1	11	39	3.55	1	8	39.00
4	Harvey, RJ - UCF	1	10	84	8.40	1	48	84.00
5	Neal, Devin - KU	1	13	94	7.23	1	48	94.00
6	Donaldson, CJ - WVU	1	18	81	4.50	1	17	81.00
7	Ward, Treshaun - KState	1	11	56	5.09	1	17	56.00

**PASSING YARDS**

#	Player	G	Comp	att-int	Yds	TD	Avg/g
1	Jones, Emory - UC	1	19	23-0	345	5	345.00
2	Shough, Tyler - TTU	1	31	47-1	338	3	338.00
3	Gabriel, Dillon - OU	1	19	22-0	308	2	308.00
4	Shapen, Blake - Baylor	1	21	31-0	303	2	303.00
5	Howard, Will - KState	1	18	26-1	297	2	297.00
6	Plumlee, John Rhys - UCF	1	22	30-2	281	3	281.00
7	Morris, Chandler - TCU	1	24	42-2	279	2	279.00
8	Bean, Jason - KU	1	22	28-0	276	2	276.00
9	Ewers, Quinn - UT	1	19	30-0	260	3	260.00
10	Smith, Donovan - UH	1	22	34-0	233	2	233.00



**2023-24 Big 12 Football**  
**Extended Individual Statistics**  
**All games**

**PASS EFFICIENCY** (Minimum 15 Total Passes/Game, Games Played Pct. 75%)

#	Player	G	Comp-att-int	Yds	TD	Eff
1	Jones, Emory - UC	1	19-23-0	345	5	280.35
2	Gabriel, Dillon - OU	1	19-22-0	308	2	233.96
3	Bean, Jason - KU	1	22-28-0	276	2	184.94
4	Howard, Will - KState	1	18-26-1	297	2	182.88
5	Plumlee, John Rhys - UCF	1	22-30-2	281	3	171.68
6	Shapen, Blake - Baylor	1	21-31-0	303	2	171.14
7	Ewers, Quinn - UT	1	19-30-0	260	3	169.13
8	Shough, Tyler - TTU	1	31-47-1	338	3	143.17
9	Smith, Donovan - UH	1	22-34-0	233	2	141.68
10	Rangel, Garret - OSU	1	10-15-1	118	1	141.41

**PASS ATTEMPTS**

#	Player	G	Comp-att-int	Yds	TD	Avg/g
1	Shough, Tyler - TTU	1	31-47-1	338	3	338.00
2	Morris, Chandler - TCU	1	24-42-2	279	2	279.00
3	Smith, Donovan - UH	1	22-34-0	233	2	233.00
4	Slovis, Kedon - BYU	1	20-33-0	145	0	145.00
5	Shapen, Blake - Baylor	1	21-31-0	303	2	303.00
6	Plumlee, John Rhys - UCF	1	22-30-2	281	3	281.00
7	Ewers, Quinn - UT	1	19-30-0	260	3	260.00
8	Bean, Jason - KU	1	22-28-0	276	2	276.00
9	Greene, Garrett - WVU	1	16-27-0	162	0	162.00
10	Howard, Will - KState	1	18-26-1	297	2	297.00

**PASS YDS/COMP.** (Minimum 15 Total Passes/Game, Games Played Pct. 75%)

#	Player	G	Comp-att-int	Yds	TD	Avg/c
1	Jones, Emory - UC	1	19-23-0	345	5	18.16
2	Howard, Will - KState	1	18-26-1	297	2	16.50
3	Gabriel, Dillon - OU	1	19-22-0	308	2	16.21
4	Shapen, Blake - Baylor	1	21-31-0	303	2	14.43
5	Ewers, Quinn - UT	1	19-30-0	260	3	13.68
6	Plumlee, John Rhys - UCF	1	22-30-2	281	3	12.77
7	Bean, Jason - KU	1	22-28-0	276	2	12.55
8	Rangel, Garret - OSU	1	10-15-1	118	1	11.80
9	Morris, Chandler - TCU	1	24-42-2	279	2	11.63
10	Shough, Tyler - TTU	1	31-47-1	338	3	10.90

**PASS COMPLETIONS**

#	Player	G	Comp-att-int	Yds	TD	Avg/g
1	Shough, Tyler - TTU	1	31-47-1	338	3	338.00
2	Morris, Chandler - TCU	1	24-42-2	279	2	279.00
3	Smith, Donovan - UH	1	22-34-0	233	2	233.00
4	Bean, Jason - KU	1	22-28-0	276	2	276.00
5	Plumlee, John Rhys - UCF	1	22-30-2	281	3	281.00
6	Shapen, Blake - Baylor	1	21-31-0	303	2	303.00
7	Slovis, Kedon - BYU	1	20-33-0	145	0	145.00
8	Gabriel, Dillon - OU	1	19-22-0	308	2	308.00
9	Ewers, Quinn - UT	1	19-30-0	260	3	260.00
10	Jones, Emory - UC	1	19-23-0	345	5	345.00

**PASS YDS/ATT** (Minimum 15 Total Passes/Game, Games Played Pct. 75%)

#	Player	G	Comp-att-int	Yds	TD	Avg/a
1	Jones, Emory - UC	1	19-23-0	345	5	15.00
2	Gabriel, Dillon - OU	1	19-22-0	308	2	14.00
3	Howard, Will - KState	1	18-26-1	297	2	11.42
4	Bean, Jason - KU	1	22-28-0	276	2	9.86
5	Shapen, Blake - Baylor	1	21-31-0	303	2	9.77
6	Plumlee, John Rhys - UCF	1	22-30-2	281	3	9.37
7	Ewers, Quinn - UT	1	19-30-0	260	3	8.67
8	Rangel, Garret - OSU	1	10-15-1	118	1	7.87
9	Shough, Tyler - TTU	1	31-47-1	338	3	7.19
10	Smith, Donovan - UH	1	22-34-0	233	2	6.85

**PASSING TDS**

#	Player	G	Comp-att-int	Yds	TD	Avg/g
1	Jones, Emory - UC	1	19-23-0	345	5	345.00
2	Plumlee, John Rhys - UCF	1	22-30-2	281	3	281.00
3	Shough, Tyler - TTU	1	31-47-1	338	3	338.00
4	Ewers, Quinn - UT	1	19-30-0	260	3	260.00
5	Shapen, Blake - Baylor	1	21-31-0	303	2	303.00
6	Howard, Will - KState	1	18-26-1	297	2	297.00
7	Bean, Jason - KU	1	22-28-0	276	2	276.00
8	Morris, Chandler - TCU	1	24-42-2	279	2	279.00
9	Smith, Donovan - UH	1	22-34-0	233	2	233.00
10	Gabriel, Dillon - OU	1	19-22-0	308	2	308.00

**PASS COMP. PCT** (Minimum 15 Total Passes/Game, Games Played Pct. 75%)

#	Player	G	Comp-att-int	Yds	TD	Pct.
1	Gabriel, Dillon - OU	1	19-22-0	308	2	86.36
2	Jones, Emory - UC	1	19-23-0	345	5	82.61
3	Bean, Jason - KU	1	22-28-0	276	2	78.57
4	Plumlee, John Rhys - UCF	1	22-30-2	281	3	73.33
5	Howard, Will - KState	1	18-26-1	297	2	69.23
6	Shapen, Blake - Baylor	1	21-31-0	303	2	67.74
7	Rangel, Garret - OSU	1	10-15-1	118	1	66.67
8	Shough, Tyler - TTU	1	31-47-1	338	3	65.96
9	Smith, Donovan - UH	1	22-34-0	233	2	64.71
10	Ewers, Quinn - UT	1	19-30-0	260	3	63.33

**PASS INTERCEPTIONS**

#	Player	G	Comp-att-int	Yds	TD	Avg/g
1	Plumlee, John Rhys - UCF	1	22-30-2	281	3	281.00
2	Morris, Chandler - TCU	1	24-42-2	279	2	279.00
3	Howard, Will - KState	1	18-26-1	297	2	297.00
4	Robertson, Sawyer - Baylor	1	6-12-1	113	0	113.00
5	Rangel, Garret - OSU	1	10-15-1	118	1	118.00
6	Shough, Tyler - TTU	1	31-47-1	338	3	338.00





**2023-24 Big 12 Football**  
**Extended Individual Statistics**  
**All games**

**RECEPTIONS/GAME** (Minimum Games Played Pct. 75%)

#	Player	G	No.	Yds	TD	Lg	Yds/g	Rec/g
1	Pettaway, Jaquaize - OU	1	9	56	0	13	56.00	9.00
2	Bradley, Jerand - TTU	1	8	88	1	29	88.00	8.00
3	Henderson, Xzavier - UC	1	7	149	1	49	149.00	7.00
4	Worthy, Xavier - UT	1	7	90	0	24	90.00	7.00
5	Wiley, Jared - TCU	1	6	69	1	21	69.00	6.00
6	Brooks, Phillip - KState	1	6	40	0	22	40.00	6.00
7	Dabney, Drake - Baylor	1	6	101	2	53	101.00	6.00
8	Price, Myles - TTU	1	6	65	1	33	65.00	6.00
9	Brown, Samuel - UH	1	6	106	0	47	106.00	6.00
10	Presley, Brennan - OSU	1	6	54	1	28	54.00	6.00

**RECEIVE YDS/GAME** (Minimum Games Played Pct. 75%)

#	Player	G	No.	Yds	TD	Long	Avg/c	Yds/g
1	Henderson, Xzavier - UC	1	7	149	1	49	21.29	149.00
2	Garcia II, RJ - KState	1	5	119	1	44	23.80	119.00
3	Brown, Samuel - UH	1	6	106	0	47	17.67	106.00
4	Dabney, Drake - Baylor	1	6	101	2	53	16.83	101.00
5	Sinnott, Ben - KState	1	5	100	0	40	20.00	100.00
6	Worthy, Xavier - UT	1	7	90	0	24	12.86	90.00
7	Carter, Devin - WVU	1	6	90	0	37	15.00	90.00
8	Burton, Jonah - Baylor	1	5	88	0	27	17.60	88.00
9	Bradley, Jerand - TTU	1	8	88	1	29	11.00	88.00
10	Presley, Hal - Baylor	1	4	83	0	40	20.75	83.00

**RECEPTIONS**

#	Player	G	No.	Yds	TD	Long	Avg/c	Yds/g
1	Pettaway, Jaquaize - OU	1	9	56	0	13	6.22	56.00
2	Bradley, Jerand - TTU	1	8	88	1	29	11.00	88.00
3	Henderson, Xzavier - UC	1	7	149	1	49	21.29	149.00
4	Worthy, Xavier - UT	1	7	90	0	24	12.86	90.00
5	Wiley, Jared - TCU	1	6	69	1	21	11.50	69.00
6	Brooks, Phillip - KState	1	6	40	0	22	6.67	40.00
7	Dabney, Drake - Baylor	1	6	101	2	53	16.83	101.00
8	Price, Myles - TTU	1	6	65	1	33	10.83	65.00
9	Brown, Samuel - UH	1	6	106	0	47	17.67	106.00
10	Presley, Brennan - OSU	1	6	54	1	28	9.00	54.00

**PUNTING** (Minimum 3.6 Punts/Game, Games Played Pct. 75%)

#	Player	G	No.	Yds	Lg	I20	50+	TB	Avg.
1	Perkins, Tyler - IowaSt	1	8	429	70	2	4	2	53.63
2	Rehkov, Ryan - BYU	1	9	479	65	4	7	1	53.22
3	McNamara, Austin - TTU	1	4	199	54	2	3	1	49.75
4	Wilkins, Laine - UH	1	5	219	54	3	2	1	43.80
5	Straw, Oliver - WVU	1	4	168	50	2	1	0	42.00

**RECEPTION TDS**

#	Player	G	No.	Yds	TD	Long	Avg/c	Yds/g
1	Dabney, Drake - Baylor	1	6	101	2	53	16.83	101.00
2	Holler, Alec - UCF	1	2	21	1	18	10.50	21.00
3	Smith, Braden - UC	1	4	72	1	48	18.00	72.00
4	Jackson, Jadon - KState	1	2	38	1	33	19.00	38.00
5	Stoops, Drake - OU	1	4	56	1	21	14.00	56.00
6	Wiley, Jared - TCU	1	6	69	1	21	11.50	69.00
7	Howard, Will - KState	1	1	8	1	8	8.00	8.00
8	Harvey, RJ - UCF	1	1	50	1	50	50.00	50.00
9	Presley, Brennan - OSU	1	6	54	1	28	9.00	54.00
10	Wright, Dylan - TCU	1	2	44	1	23	22.00	44.00

**YARDS PER CATCH** (Minimum 2 Receptions/Game, Games Played Pct. 75%)

#	Player	G	No.	Yds	TD	Long	Avg/c	Yds/g
1	Anderson, Nic - OU	1	2	68	0	52	34.00	68.00
2	Gibson, Jayden - OU	1	2	54	1	33	27.00	54.00
3	Brown, Jordan - TTU	1	2	51	0	27	25.50	51.00
4	Garcia II, RJ - KState	1	5	119	1	44	23.80	119.00
5	Baldwin, Monaray - Baylor	1	2	47	0	32	23.50	47.00
6	Anthony, AndreI - OU	1	3	66	0	45	22.00	66.00
7	Sanders, Ja'Tavion - UT	1	2	44	1	44	22.00	44.00
8	Wright, Dylan - TCU	1	2	44	1	23	22.00	44.00
9	Henderson, Xzavier - UC	1	7	149	1	49	21.29	149.00
10	Brooks, Jonathon - UT	1	2	42	1	37	21.00	42.00

**RECEPTION YARDS**

#	Player	G	No.	Yds	TD	Long	Avg/c	Yds/g
1	Henderson, Xzavier - UC	1	7	149	1	49	21.29	149.00
2	Garcia II, RJ - KState	1	5	119	1	44	23.80	119.00
3	Brown, Samuel - UH	1	6	106	0	47	17.67	106.00
4	Dabney, Drake - Baylor	1	6	101	2	53	16.83	101.00
5	Sinnott, Ben - KState	1	5	100	0	40	20.00	100.00
6	Worthy, Xavier - UT	1	7	90	0	24	12.86	90.00
7	Carter, Devin - WVU	1	6	90	0	37	15.00	90.00
8	Burton, Jonah - Baylor	1	5	88	0	27	17.60	88.00
9	Bradley, Jerand - TTU	1	8	88	1	29	11.00	88.00
10	Presley, Hal - Baylor	1	4	83	0	40	20.75	83.00

**PATS KICKS MADE**

#	Player	G	Made	Att.	Pct.
1	Brown, Carter - UC	1	9	9	100.00
2	Schmit, Zach - OU	1	8	8	100.00
3	Boomer, Colton - UCF	1	8	8	100.00
4	Kell, Griffin - TCU	1	6	6	100.00
5	Keller, Seth - KU	1	5	5	100.00
6	Tennant, Chris - KState	1	5	5	100.00
7	Auburn, Bert - UT	1	4	4	100.00
8	Contreras, Chase - IowaSt	1	3	3	100.00
9	Garcia, Gino - TTU	1	3	3	100.00
10	Hale, Alex - OSU	1	3	3	100.00



**2023-24 Big 12 Football**  
**Extended Individual Statistics**  
**All games**

**NUMBER OF PUNTS**

#	Player	G	No.	Yds	Lg	I20	50+	TB	Avg.
1	Rehkov, Ryan - BYU	1	9	479	65	4	7	1	53.22
2	Perkins, Tyler - IowaSt	1	8	429	70	2	4	2	53.63
3	Wilkins, Laine - UH	1	5	219	54	3	2	1	43.80
4	McNamara, Austin - TTU	1	4	199	54	2	3	1	49.75
5	Straw, Oliver - WVU	1	4	168	50	2	1	0	42.00
6	Kaak, Hudson - OSU	1	3	106	40	2	0	0	35.33
7	Blumer, Jack - KState	1	2	82	42	2	0	0	41.00
8	Sandy, Jordy - TCU	1	2	95	48	1	0	0	47.50
9	Pahl, Wes - OSU	1	2	114	60	1	2	1	57.00
10	Williams, Palmer - Baylor	1	2	81	51	0	1	0	40.50

**YARDS PUNTED**

#	Player	G	No.	Yds	Lg	I20	50+	TB	Avg.
1	Rehkov, Ryan - BYU	1	9	479	65	4	7	1	53.22
2	Perkins, Tyler - IowaSt	1	8	429	70	2	4	2	53.63
3	Wilkins, Laine - UH	1	5	219	54	3	2	1	43.80
4	McNamara, Austin - TTU	1	4	199	54	2	3	1	49.75
5	Straw, Oliver - WVU	1	4	168	50	2	1	0	42.00
6	Pahl, Wes - OSU	1	2	114	60	1	2	1	57.00
7	Kaak, Hudson - OSU	1	3	106	40	2	0	0	35.33
8	Sandy, Jordy - TCU	1	2	95	48	1	0	0	47.50
9	Sanborn, Ryan - UT	1	2	89	45	1	0	0	44.50
10	Blumer, Jack - KState	1	2	82	42	2	0	0	41.00

**PAT KICKING PCT** (Minimum Games Played Pct. 75%)

#	Player	G	Made	Att.	Pct.
1	Kell, Griffin - TCU	1	6	6	100.00
2	Garcia, Gino - TTU	1	3	3	100.00
3	Hale, Alex - OSU	1	3	3	100.00
4	Schmit, Zach - OU	1	8	8	100.00
5	Contreras, Chase - IowaSt	1	3	3	100.00
6	Ferrin, Will - BYU	1	2	2	100.00
7	Tennant, Chris - KState	1	5	5	100.00
8	Martin, Jack - UH	1	2	2	100.00
9	Auburn, Bert - UT	1	4	4	100.00
10	Keller, Seth - KU	1	5	5	100.00

**PAT KICKING ATTEMPTS**

#	Player	G	Made	Att.	Pct.
1	Brown, Carter - UC	1	9	9	100.00
2	Schmit, Zach - OU	1	8	8	100.00
3	Boomer, Colton - UCF	1	8	8	100.00
4	Kell, Griffin - TCU	1	6	6	100.00
5	Keller, Seth - KU	1	5	5	100.00
6	Tennant, Chris - KState	1	5	5	100.00
7	Auburn, Bert - UT	1	4	4	100.00
8	Contreras, Chase - IowaSt	1	3	3	100.00
9	Garcia, Gino - TTU	1	3	3	100.00
10	Hale, Alex - OSU	1	3	3	100.00

**PUNT RETURN AVG** (Minimum Games Played Pct. 75%)

#	Player	G	No.	Yds	TD	Long	Avg/g
1	Fleming, Malik - UH	1	1	48	0	48	48.00
2	Freeman, Gavin - OU	1	2	90	1	82	45.00
3	Noel, Jaylin - IowaSt	1	2	60	0	39	30.00

**FIELD GOALS** (Minimum Games Played Pct. 75%)

#	Player	G	Made	Att.	Long	Pct.	FG/G.
1	Auburn, Bert - UT	1	3	4	49	75.00	3.00
2	Hankins, Isaiah - Baylor	1	3	4	53	75.00	3.00
3	Hale, Alex - OSU	1	2	2	45	100.00	2.00
4	Keller, Seth - KU	1	2	2	35	100.00	2.00
5	Garcia, Gino - TTU	1	2	5	54	40.00	2.00
6	Martin, Jack - UH	1	1	2	31	50.00	1.00
7	Tennant, Chris - KState	1	1	1	51	100.00	1.00
8	Brown, Carter - UC	1	1	1	46	100.00	1.00
9	Contreras, Chase - IowaSt	1	1	1	56	100.00	1.00
10	Schmit, Zach - OU	1	1	1	21	100.00	1.00

**FIELD GOAL PCT** (Minimum Games Played Pct. 75%)

#	Player	G	Made	Att.	Long	Pct.
1	Schmit, Zach - OU	1	1	1	21	100.00
2	Brown, Carter - UC	1	1	1	46	100.00
3	Keller, Seth - KU	1	2	2	35	100.00
4	Contreras, Chase - IowaSt	1	1	1	56	100.00
5	Tennant, Chris - KState	1	1	1	51	100.00
6	Hale, Alex - OSU	1	2	2	45	100.00
7	Hankins, Isaiah - Baylor	1	3	4	53	75.00
8	Auburn, Bert - UT	1	3	4	49	75.00
9	Martin, Jack - UH	1	1	2	31	50.00
10	Garcia, Gino - TTU	1	2	5	54	40.00

**FIELD GOALS ATTEMPTED**

#	Player	G	Made	Att.	Long	Pct.
1	Garcia, Gino - TTU	1	2	5	54	40.00
2	Hankins, Isaiah - Baylor	1	3	4	53	75.00
3	Auburn, Bert - UT	1	3	4	49	75.00
4	Keller, Seth - KU	1	2	2	35	100.00
5	Martin, Jack - UH	1	1	2	31	50.00
6	Hale, Alex - OSU	1	2	2	45	100.00
7	Tennant, Chris - KState	1	1	1	51	100.00
8	Contreras, Chase - IowaSt	1	1	1	56	100.00
9	Schmit, Zach - OU	1	1	1	21	100.00
10	Kell, Griffin - TCU	1	0	1	0	0.00

**FIELD GOALS MADE**

#	Player	G	Made	Att.	Long	Pct.
1	Auburn, Bert - UT	1	3	4	49	75.00
2	Hankins, Isaiah - Baylor	1	3	4	53	75.00
3	Hale, Alex - OSU	1	2	2	45	100.00
4	Keller, Seth - KU	1	2	2	35	100.00
5	Garcia, Gino - TTU	1	2	5	54	40.00
6	Martin, Jack - UH	1	1	2	31	50.00
7	Tennant, Chris - KState	1	1	1	51	100.00
8	Brown, Carter - UC	1	1	1	46	100.00
9	Contreras, Chase - IowaSt	1	1	1	56	100.00
10	Schmit, Zach - OU	1	1	1	21	100.00

**KICK RETURN AVG** (Minimum Games Played Pct. 75%)

#	Player	G	No.	Yds	TD	Long	Avg/g
1	Everhart, Major - TCU	1	4	140	0	86	35.00
2	Brooks, Phillip - KState	1	1	33	0	33	33.00
3	Wilson, Trevor - KU	1	2	61	0	34	30.50



**2023-24 Big 12 Football**  
**Extended Individual Statistics**  
**All games**

**PUNT RETURNS** (Minimum 1.2 Punt Returns/Game)

#	Player	G	No.	Yds	TD	Long	Avg/g
1	Nyberg, Hobbs - BYU	1	5	22	0	14	4.40
2	Smith, Braden - UC	1	3	22	0	11	7.33
3	Freeman, Gavin - OU	1	2	90	1	82	45.00
4	Noel, Jaylin - IowaSt	1	2	60	0	39	30.00

**PUNT RETURN YARDS**

#	Player	G	No.	Yds	TD	Long	Avg/g
1	Freeman, Gavin - OU	1	2	90	1	82	45.00
2	Noel, Jaylin - IowaSt	1	2	60	0	39	30.00
3	Fleming, Malik - UH	1	1	48	0	48	48.00
4	Nyberg, Hobbs - BYU	1	5	22	0	14	4.40
5	Smith, Braden - UC	1	3	22	0	11	7.33
6	Worthy, Xavier - UT	1	1	21	0	21	21.00
7	Montgomery, Ryan - UC	1	1	12	0	12	12.00
8	Price, Myles - TTU	1	1	8	0	8	8.00
9	Cameron, Josh - Baylor	1	1	6	0	6	6.00
10	Fox, Preston - WVU	1	1	4	0	4	4.00

**PUNT RETURN TDS**

#	Player	G	No.	Yds	TD	Long	Avg/g
1	Freeman, Gavin - OU	1	2	90	1	82	45.00

**INTERCEPTIONS** (Minimum Games Played Pct. 75%)

#	Player	G	No.	Yds	TD	Long	Avg/g
1	Robinson, Jakob - BYU	1	2	0	0	0	2.00
2	Fleming, Malik - UH	1	2	19	0	19	2.00
3	Cooper, Jeremiah - IowaSt	1	2	88	1	58	2.00
4	Heckard, Eddie - BYU	1	1	0	0	0	1.00
5	Bryant, Cobee - KU	1	1	9	0	9	1.00
6	Threats, Bryon - UC	1	1	6	0	6	1.00
7	Harris, Justin - UC	1	1	0	0	0	1.00
8	Lassiter, Kwinton - KU	1	1	3	0	3	1.00
9	Ford, Jaylan - UT	1	1	0	0	0	1.00
10	Mask, DeJordan - UCF	1	1	0	0	0	1.00

**INTERCEPTION RET YARDS**

#	Player	G	No.	Yds	TD	Long	Yds/i
1	Cooper, Jeremiah - IowaSt	1	2	88	1	58	44.00
2	Fleming, Malik - UH	1	2	19	0	19	9.50
3	Bryant, Cobee - KU	1	1	9	0	9	9.00
4	Threats, Bryon - UC	1	1	6	0	6	6.00
5	Lassiter, Kwinton - KU	1	1	3	0	3	3.00

**KICK RETURNS** (Minimum 1.2 Total Kick Returns/Game)

#	Player	G	No.	Yds	TD	Long	Avg/g
1	Gordon Jr., Corey - Baylor	1	6	145	0	36	24.17
2	Everhart, Major - TCU	1	4	140	0	86	35.00
3	Purchase, Myles - IowaSt	1	2	26	0	14	13.00
4	Wilson, Trevor - KU	1	2	61	0	34	30.50
5	Brown, Jordan - TTU	1	2	45	0	28	22.50
6	Presley, Brennan - OSU	1	2	25	0	15	12.50

**KICK RETURN YARDS**

#	Player	G	No.	Yds	TD	Long	Avg/g
1	Gordon Jr., Corey - Baylor	1	6	145	0	36	24.17
2	Everhart, Major - TCU	1	4	140	0	86	35.00
3	Wilson, Trevor - KU	1	2	61	0	34	30.50
4	Brown, Jordan - TTU	1	2	45	0	28	22.50
5	Brooks, Phillip - KState	1	1	33	0	33	33.00
6	Purchase, Myles - IowaSt	1	2	26	0	14	13.00
7	Henderson, Xzavier - UC	1	1	26	0	26	26.00
8	Presley, Brennan - OSU	1	2	25	0	15	12.50
9	Kingston, Parker - BYU	1	1	21	0	21	21.00
10	Bishop Jr., Beanie - WVU	1	1	20	0	20	20.00

**KICK RETURN TDS**

#	Player	G	No.	Yds	TD	Long	Avg/g
---	--------	---	-----	-----	----	------	-------

**INTERCEPTION RETURNS**

#	Player	G	No.	Yds	TD	Long	Yds/i
1	Robinson, Jakob - BYU	1	2	0	0	0	0.00
2	Fleming, Malik - UH	1	2	19	0	19	9.50
3	Cooper, Jeremiah - IowaSt	1	2	88	1	58	44.00
4	Heckard, Eddie - BYU	1	1	0	0	0	0.00
5	Bryant, Cobee - KU	1	1	9	0	9	9.00
6	Threats, Bryon - UC	1	1	6	0	6	6.00
7	Harris, Justin - UC	1	1	0	0	0	0.00
8	Lassiter, Kwinton - KU	1	1	3	0	3	3.00
9	Ford, Jaylan - UT	1	1	0	0	0	0.00
10	Mask, DeJordan - UCF	1	1	0	0	0	0.00

**INTERCEPTION RETURN TDS**

#	Player	G	No.	Yds	TD	Long	Yds/i
1	Cooper, Jeremiah - IowaSt	1	2	88	1	58	44.00



## 2023-24 Big 12 Football Extended Individual Statistics All games

### TACKLES (All positions) (Minimum Games Played Pct. 75%)

#	Player	G	Pos	Solo	Ast	Total	Avg/g
1	Pierre, Jesiah - TTU	1	LB	10	4	14	14.00
2	Kpogba, Lee - WVU	1	LB	7	6	13	13.00
3	Bywater, Ben - BYU	1	LB	3	6	9	9.00
4	Hodges, Johnny - TCU	1	LB	5	4	9	9.00
5	Tooley, Max - BYU	1	LB	7	2	9	9.00
6	Clark, Bud - TCU	1	S	4	5	9	9.00
7	Hunter, Lee - UCF	1	DL	6	2	8	8.00
8	Hodge, Jamoi - TCU	1	LB	5	3	8	8.00
9	Yates, Walter - UCF	1	LB	1	6	7	7.00
10	Celiscar, Josh - UCF	1	DL	4	3	7	7.00
11	Onyedim, Tyler - IowaSt	1	DL	2	5	7	7.00
12	Miller, Rich - KU	1	LB	6	1	7	7.00
13	Grzesiak, Daniel - UC	1	LB	5	2	7	7.00
14	Bishop Jr., Beanie - WVU	1	CB	5	2	7	7.00
15	Purchase, Myles - IowaSt	1	DB	6	1	7	7.00
16	Hatcher, Hayden - KU	1	DE	2	5	7	7.00
17	Moore, Austin - KState	1	LB	3	3	6	6.00
18	Latu, Nathan - OSU	1	DE	3	3	6	6.00
19	Obiazor, Namdi - TCU	1	LB	2	4	6	6.00
20	Robinson, Malik - UH	1	LB	2	4	6	6.00
21	Gbenda, David - UT	1	LB	3	3	6	6.00
22	Hunter, Dion - UC	1	LB	2	4	6	6.00
23	Verdon, Malik - IowaSt	1	DB	4	2	6	6.00
24	Pace, Deshawn - UC	1	LB	3	3	6	6.00
25	Matthews, Tyrique - TTU	1	LB	5	1	6	6.00
26	Rawls, Lyrik - OSU	1	S	4	2	6	6.00
27	Lathan, Trey - WVU	1	LB	3	3	6	6.00
28	Ward, Taj - UC	1	DB	3	3	6	6.00
29	Daniels, Kendal - OSU	1	S	5	1	6	6.00
30	Freyler, Beau - IowaSt	1	DB	3	3	6	6.00
31	Camara, Abe - TCU	1	S	4	2	6	6.00
32	McKinney, D.J. - OSU	1	CB	5	0	5	5.00
33	Savage, Kobe - KState	1	S	3	2	5	5.00
34	Bradford, Millard - TCU	1	S	3	2	5	5.00
35	Smith Jr., Mike - Baylor	1	LB	4	1	5	5.00
36	Linton, Steve - TTU	1	LB	4	1	5	5.00
37	Bobby, Devyn - Baylor	1	S	3	2	5	5.00
38	Williams III, Tevin - Baylor	1	CB	3	2	5	5.00
39	Vongphachanh, AJ - BYU	1	LB	1	4	5	5.00
40	Haulcy, A.J. - UH	1	DB	3	2	5	5.00
41	Ford, Jaylan - UT	1	LB	1	4	5	5.00
42	Bartlett, Jared - WVU	1	LB	4	1	5	5.00
43	Sweat, T'Vondre - UT	1	DL	2	3	5	5.00
44	Helm, Avery - TCU	1	CB	4	1	5	5.00
45	Davis, Rian - UCF	1	LB	3	2	5	5.00
46	Hogan, Alex - UH	1	DB	4	1	5	5.00
47	Taylor-Demerson, Dadrion - TTU	1	DB	5	0	5	5.00
48	Jones, Matt - Baylor	1	LB	3	2	5	5.00
49	Robinson, Jakob - BYU	1	CB	2	3	5	5.00
50	Peek Jr., Antwan - UC	1	S	2	3	5	5.00

### SACKS (Minimum Games Played Pct. 75%)

#	Player	G	Pos	Solo	Ast	Total	Avg/g
1	Bacon, Caleb - IowaSt	1	LB	2	0	2	2.00
2	Latu, Nathan - OSU	1	DE	1	1	1.5	1.50
3	Burke, Ethan - UT	1	DL	1	1	1.5	1.50
4	Hutchings, Jaylon - TTU	1	DL	1	0	1	1.00
5	Phillips, Eric - UC	1	DE	1	0	1	1.00
6	Ceaser, Nelson - UH	1	DL	1	0	1	1.00
7	Batty, Tyler - BYU	1	DL	1	0	1	1.00
8	Ross, Xavier - OSU	1	DE	1	0	1	1.00
9	Grzesiak, Daniel - UC	1	LB	1	0	1	1.00
10	Duke, Khalid - KState	1	LB	1	0	1	1.00

### TACKLES FOR LOSS (Minimum 1.25 Total Tackles For Loss/Game, Games Played Pct. 75%)

#	Player	G	Pos	Solo	Ast	Total	Avg/g
1	Moore, Austin - KState	1	LB	2	2	3	3.00
2	Ross, Xavier - OSU	1	DE	2	0	2	2.00
3	Bacon, Caleb - IowaSt	1	LB	2	0	2	2.00
4	Hatcher, Hayden - KU	1	DE	1	2	2	2.00
5	Purchase, Myles - IowaSt	1	DB	2	0	2	2.00
6	Grant, Marvin - KU	1	S	2	0	2	2.00
7	Phillips, Eric - UC	1	DE	2	0	2	2.00
8	Hodge, Jamoi - TCU	1	LB	2	0	2	2.00
9	Grzesiak, Daniel - UC	1	LB	2	0	2	2.00
10	Matlack, Nate - KState	1	DE	2	0	2	2.00
11	Martin, Nickolas - OSU	1	LB	2	0	2	2.00
12	Onyedim, Tyler - IowaSt	1	DL	1	1	1.5	1.50
13	Latu, Nathan - OSU	1	DE	1	1	1.5	1.50
14	Morris-Brash, Tre'mon - UCF	1	DL	1	1	1.5	1.50
15	Burke, Ethan - UT	1	DL	1	1	1.5	1.50
16	Slade, Ethan - BYU	1	DB	1	1	1.5	1.50
17	Baskerville, CJ - TTU	1	DB	1	1	1.5	1.50
18	Celiscar, Josh - UCF	1	DL	1	1	1.5	1.50
19	Kpogba, Lee - WVU	1	LB	1	1	1.5	1.50

### FUMBLES FORCED (Minimum Games Played Pct. 75%)

#	Player	G	No.	Avg/g
1	Phillips, Eric - UC	1	1	1.00
2	Grzesiak, Daniel - UC	1	1	1.00
3	Black, Korie - OSU	1	1	1.00
4	Ledet, Quincy - TTU	1	1	1.00
5	Walker, Kani - OU	1	1	1.00
6	Lassiter, Kwinton - KU	1	1	1.00
7	Rodriguez, Jacob - TTU	1	1	1.00
8	Allen, Alfonzo - Baylor	1	1	1.00
9	Tezino, Devonte - Baylor	1	1	1.00
10	Bradford, Millard - TCU	1	1	1.00

### FUMBLES RECOVERED (Minimum Games Played Pct. 75%)

#	Player	G	No.	Avg/g
1	Linton, Steve - TTU	1	1	1.00
2	Bradford, Millard - TCU	1	1	1.00
3	Bush, Jett - UT	1	1	1.00
4	Grzesiak, Daniel - UC	1	1	1.00
5	Walker, Kani - OU	1	1	1.00
6	Daniels, Kendal - OSU	1	1	1.00
7	Rodriguez, Jacob - TTU	1	1	1.00
8	Wilson, Trey - Baylor	1	1	1.00
9	Jackson, Bryson - Baylor	1	1	1.00

### PASSES DEFENDED (Minimum Games Played Pct. 75%)

#	Player	G	Brup	Int.	Total	Avg/g
1	Robinson, Jakob - BYU	1	0	2	2	2.00
2	Cooper, Jeremiah - IowaSt	1	0	2	2	2.00
3	Fleming, Malik - UH	1	0	2	2	2.00
4	Thornton, Corey - UCF	1	2	0	2	2.00
5	Adams, Brandon - UCF	1	2	0	2	2.00
6	Nikkel, Ben - IowaSt	1	2	0	2	2.00
7	Heckard, Eddie - BYU	1	1	1	2	2.00
8	Harris, Justin - UC	1	1	1	2	2.00
9	McKinney, D.J. - OSU	1	2	0	2	2.00
10	Taylor-Demerson, Dadrion - TTU	1	1	0	1	1.00



**2023-24 Big 12 Football  
Extended Team Leaders  
All games**

**SCORING OFFENSE**

Team	G	TD	FG	XPT	2XP	DXP	Saf	Pts	Avg/G
Oklahoma	1	10	1	10	0	0	0	73	73
Cincinnati	1	9	1	9	0	0	0	66	66
UCF	1	8	0	8	0	0	0	56	56
Kansas	1	6	2	6	0	0	0	48	48
Kansas St.	1	6	1	6	0	0	0	45	45
TCU	1	6	0	6	0	0	0	42	42
Texas	1	4	3	4	0	0	0	37	37
Texas Tech	1	4	2	3	0	0	0	33	33
Baylor	1	3	3	2	1	0	0	31	31
Iowa St.	1	4	1	3	0	0	0	30	30
Oklahoma St.	1	3	2	3	0	0	0	27	27
Houston	1	2	1	2	0	0	0	17	17
West Virginia	1	2	0	1	1	0	0	15	15
BYU	1	2	0	2	0	0	0	14	14

**TOTAL DEFENSE**

Team	G	Rush	Pass	Plays	Yards	Avg/P	TD	Avg/G
Texas	1	27	149	51	176	3.45	1	176
BYU	1	38	147	57	185	3.25	0	185
Oklahoma	1	48	160	50	208	4.16	0	208
Kansas	1	74	143	48	217	4.52	2	217
Kansas St.	1	6	221	63	227	3.6	0	227
UCF	1	95	145	68	240	3.53	0	240
Iowa St.	1	106	173	72	279	3.88	1	279
Cincinnati	1	125	177	57	302	5.3	1	302
Texas Tech	1	171	149	78	320	4.1	4	320
Oklahoma St.	1	123	268	65	391	6.02	2	391
Houston	1	208	209	71	417	5.87	2	417
Baylor	1	143	298	69	441	6.39	6	441
West Virginia	1	146	332	65	478	7.35	5	478
TCU	1	55	510	81	565	6.98	6	565

**SCORING DEFENSE**

Team	G	TD	FG	XPT	2XP	DXP	Saf	Pts	Avg/G
Oklahoma	1	0	0	0	0	0	0	0	0
Kansas St.	1	0	0	0	0	0	0	0	0
BYU	1	0	0	0	0	0	0	0	0
UCF	1	0	2	0	0	0	0	6	6
Iowa St.	1	1	1	0	0	0	0	9	9
Texas	1	1	1	1	0	0	0	10	10
Oklahoma St.	1	2	0	1	0	0	0	13	13
Cincinnati	1	1	2	1	0	0	0	13	13
Houston	1	2	0	2	0	0	0	14	14
Kansas	1	2	1	2	0	0	0	17	17
Texas Tech	1	4	2	3	1	0	0	35	35
West Virginia	1	5	1	5	0	0	0	38	38
Baylor	1	6	0	6	0	0	0	42	42
TCU	1	6	1	6	0	0	0	45	45

**TOTAL OFFENSE PLAYS**

Team	G	Rush	Pass	Plays	Yards	Avg/P	TD	Avg/G
Oklahoma	1	220	422	82	642	7.83	9	642
UCF	1	389	334	81	723	8.93	8	723
Texas Tech	1	93	338	80	431	5.39	4	431
TCU	1	262	279	79	541	6.85	6	541
Oklahoma St.	1	149	304	79	453	5.73	3	453
Baylor	1	108	416	76	524	6.89	3	524
Texas	1	158	300	75	458	6.11	4	458
Houston	1	101	233	72	334	4.64	2	334
Kansas St.	1	228	360	71	588	8.28	6	588
Cincinnati	1	229	438	71	667	9.39	9	667
West Virginia	1	146	162	67	308	4.6	2	308
BYU	1	112	145	67	257	3.84	2	257
Kansas	1	245	276	66	521	7.89	6	521
Iowa St.	1	134	116	45	250	5.56	3	250

**TOUCHDOWNS SCORED**

Team	G	TD	FG	XPT	2XP	DXP	Saf	Pts	Avg/G
Oklahoma	1	10	1	10	0	0	0	73	73
Cincinnati	1	9	1	9	0	0	0	66	66
UCF	1	8	0	8	0	0	0	56	56
TCU	1	6	0	6	0	0	0	42	42
Kansas St.	1	6	1	6	0	0	0	45	45
Kansas	1	6	2	6	0	0	0	48	48
Texas Tech	1	4	2	3	0	0	0	33	33
Texas	1	4	3	4	0	0	0	37	37
Iowa St.	1	4	1	3	0	0	0	30	30
Oklahoma St.	1	3	2	3	0	0	0	27	27
Baylor	1	3	3	2	1	0	0	31	31
West Virginia	1	2	0	1	1	0	0	15	15
Houston	1	2	1	2	0	0	0	17	17
BYU	1	2	0	2	0	0	0	14	14

**TOTAL OFFENSE YARDS**

Team	G	Rush	Pass	Plays	Yards	Avg/P	TD	Avg/G
UCF	1	389	334	81	723	8.93	8	723
Cincinnati	1	229	438	71	667	9.39	9	667
Oklahoma	1	220	422	82	642	7.83	9	642
Kansas St.	1	228	360	71	588	8.28	6	588
TCU	1	262	279	79	541	6.85	6	541
Baylor	1	108	416	76	524	6.89	3	524
Kansas	1	245	276	66	521	7.89	6	521
Texas	1	158	300	75	458	6.11	4	458
Oklahoma St.	1	149	304	79	453	5.73	3	453
Texas Tech	1	93	338	80	431	5.39	4	431
Houston	1	101	233	72	334	4.64	2	334
West Virginia	1	146	162	67	308	4.6	2	308
BYU	1	112	145	67	257	3.84	2	257
Iowa St.	1	134	116	45	250	5.56	3	250



**2023-24 Big 12 Football  
Extended Team Leaders  
All games**

**PTS SCORED KICKING**

Team	G	TD	FG	XPT	2XP	DXP	Saf	Pts	Avg/G
Oklahoma	1	10	1	10	0	0	0	73	73
Cincinnati	1	9	1	9	0	0	0	66	66
UCF	1	8	0	8	0	0	0	56	56
Kansas	1	6	2	6	0	0	0	48	48
Kansas St.	1	6	1	6	0	0	0	45	45
TCU	1	6	0	6	0	0	0	42	42
Texas	1	4	3	4	0	0	0	37	37
Texas Tech	1	4	2	3	0	0	0	33	33
Baylor	1	3	3	2	1	0	0	31	31
Iowa St.	1	4	1	3	0	0	0	30	30
Oklahoma St.	1	3	2	3	0	0	0	27	27
Houston	1	2	1	2	0	0	0	17	17
West Virginia	1	2	0	1	1	0	0	15	15
BYU	1	2	0	2	0	0	0	14	14

**TOTAL OFF. AVG/PLAY**

Team	G	Rush	Pass	Plays	Yards	Avg/P	TD	Avg/G
Cincinnati	1	229	438	71	667	9.39	9	667
UCF	1	389	334	81	723	8.93	8	723
Kansas St.	1	228	360	71	588	8.28	6	588
Kansas	1	245	276	66	521	7.89	6	521
Oklahoma	1	220	422	82	642	7.83	9	642
Baylor	1	108	416	76	524	6.89	3	524
TCU	1	262	279	79	541	6.85	6	541
Texas	1	158	300	75	458	6.11	4	458
Oklahoma St.	1	149	304	79	453	5.73	3	453
Iowa St.	1	134	116	45	250	5.56	3	250
Texas Tech	1	93	338	80	431	5.39	4	431
Houston	1	101	233	72	334	4.64	2	334
West Virginia	1	146	162	67	308	4.6	2	308
BYU	1	112	145	67	257	3.84	2	257

**TOTAL OFFENSE**

Team	G	Rush	Pass	Plays	Yards	Avg/P	TD	Avg/G
UCF	1	389	334	81	723	8.93	8	723
Cincinnati	1	229	438	71	667	9.39	9	667
Oklahoma	1	220	422	82	642	7.83	9	642
Kansas St.	1	228	360	71	588	8.28	6	588
TCU	1	262	279	79	541	6.85	6	541
Baylor	1	108	416	76	524	6.89	3	524
Kansas	1	245	276	66	521	7.89	6	521
Texas	1	158	300	75	458	6.11	4	458
Oklahoma St.	1	149	304	79	453	5.73	3	453
Texas Tech	1	93	338	80	431	5.39	4	431
Houston	1	101	233	72	334	4.64	2	334
West Virginia	1	146	162	67	308	4.6	2	308
BYU	1	112	145	67	257	3.84	2	257
Iowa St.	1	134	116	45	250	5.56	3	250

**TOTAL OFFENSE TDS**

Team	G	Rush	Pass	Plays	Yards	Avg/P	TD	Avg/G
Oklahoma	1	220	422	82	642	7.83	9	642
Cincinnati	1	229	438	71	667	9.39	9	667
UCF	1	389	334	81	723	8.93	8	723
TCU	1	262	279	79	541	6.85	6	541
Kansas St.	1	228	360	71	588	8.28	6	588
Kansas	1	245	276	66	521	7.89	6	521
Texas Tech	1	93	338	80	431	5.39	4	431
Texas	1	158	300	75	458	6.11	4	458
Oklahoma St.	1	149	304	79	453	5.73	3	453
Iowa St.	1	134	116	45	250	5.56	3	250
Baylor	1	108	416	76	524	6.89	3	524
West Virginia	1	146	162	67	308	4.6	2	308
Houston	1	101	233	72	334	4.64	2	334
BYU	1	112	145	67	257	3.84	2	257

**RUSHING OFFENSE**

Team	G	Att	Yards	Avg/A	Long	TD	Avg/G
UCF	1	46	389	8.46	48	5	389
TCU	1	37	262	7.08	74	4	262
Kansas	1	38	245	6.45	48	4	245
Cincinnati	1	44	229	5.2	54	3	229
Kansas St.	1	40	228	5.7	43	3	228
Oklahoma	1	49	220	4.49	16	6	220
Texas	1	39	158	4.05	32	1	158
Oklahoma St.	1	31	149	4.81	17	2	149
West Virginia	1	40	146	3.65	17	2	146
Iowa St.	1	27	134	4.96	26	1	134
BYU	1	34	112	3.29	21	2	112
Baylor	1	32	108	3.38	32	1	108
Houston	1	38	101	2.66	21	0	101
Texas Tech	1	33	93	2.82	12	1	93

**RUSHING TDS**

Team	G	Att	Yards	Avg/A	Long	TD	Avg/G
Oklahoma	1	49	220	4.49	16	6	220
UCF	1	46	389	8.46	48	5	389
TCU	1	37	262	7.08	74	4	262
Kansas	1	38	245	6.45	48	4	245
Kansas St.	1	40	228	5.7	43	3	228
Cincinnati	1	44	229	5.2	54	3	229
West Virginia	1	40	146	3.65	17	2	146
Oklahoma St.	1	31	149	4.81	17	2	149
BYU	1	34	112	3.29	21	2	112
Texas Tech	1	33	93	2.82	12	1	93
Texas	1	39	158	4.05	32	1	158
Iowa St.	1	27	134	4.96	26	1	134
Baylor	1	32	108	3.38	32	1	108
Houston	1	38	101	2.66	21	0	101



**2023-24 Big 12 Football  
Extended Team Leaders  
All games**

**RUSHING DEFENSE**

Team	G	Att	Yards	Avg/A	Long	TD	Avg/G
Kansas St.	1	26	6	0.23	14	0	6
Texas	1	25	27	1.08	6	0	27
BYU	1	24	38	1.58	8	0	38
Oklahoma	1	23	48	2.09	10	0	48
TCU	1	34	55	1.62	10	2	55
Kansas	1	27	74	2.74	26	1	74
UCF	1	36	95	2.64	24	0	95
Iowa St.	1	37	106	2.86	15	0	106
Oklahoma St.	1	28	123	4.39	27	0	123
Cincinnati	1	32	125	3.91	34	0	125
Baylor	1	39	143	3.67	65	3	143
West Virginia	1	35	146	4.17	14	2	146
Texas Tech	1	44	171	3.89	17	2	171
Houston	1	35	208	5.94	44	1	208

**PASS EFFICIENCY**

Team	G	Comp-Att-Int	Pct.	Yds	Avg/G	TD	Effic
Cincinnati	1	23 - 27 - 0	85.19	438	438.00	6	294.79
Oklahoma	1	30 - 33 - 0	90.91	422	422.00	3	228.33
Kansas St.	1	22 - 31 - 1	70.97	360	360.00	3	194.00
Kansas	1	22 - 28 - 0	78.57	276	276.00	2	184.94
Iowa St.	1	14 - 18 - 0	77.78	116	116.00	2	168.58
UCF	1	25 - 35 - 2	71.43	334	334.00	3	168.45
Texas	1	22 - 36 - 0	61.11	300	300.00	3	158.61
Baylor	1	27 - 44 - 1	61.36	416	416.00	2	151.24
Texas Tech	1	31 - 47 - 1	65.96	338	338.00	3	143.17
Houston	1	22 - 34 - 0	64.71	233	233.00	2	141.68
TCU	1	24 - 42 - 2	57.14	279	279.00	2	119.13
Oklahoma St.	1	30 - 48 - 1	62.50	304	304.00	1	118.41
West Virginia	1	16 - 27 - 0	59.26	162	162.00	0	109.66
BYU	1	20 - 33 - 0	60.61	145	145.00	0	97.52

**YARDS PER RUSH**

Team	G	Att	Yards	Avg/A	Long	TD	Avg/G
UCF	1	46	389	8.46	48	5	389
TCU	1	37	262	7.08	74	4	262
Kansas	1	38	245	6.45	48	4	245
Kansas St.	1	40	228	5.7	43	3	228
Cincinnati	1	44	229	5.2	54	3	229
Iowa St.	1	27	134	4.96	26	1	134
Oklahoma St.	1	31	149	4.81	17	2	149
Oklahoma	1	49	220	4.49	16	6	220
Texas	1	39	158	4.05	32	1	158
West Virginia	1	40	146	3.65	17	2	146
Baylor	1	32	108	3.38	32	1	108
BYU	1	34	112	3.29	21	2	112
Texas Tech	1	33	93	2.82	12	1	93
Houston	1	38	101	2.66	21	0	101

**PASS DEFENSE EFFIC.**

Team	G	Comp-Att-Int	Pct.	Yds	Avg/G	TD	Effic
UCF	1	12 - 32 - 1	37.50	145	145.00	0	69.31
BYU	1	18 - 33 - 3	54.55	147	147.00	0	73.78
Iowa St.	1	17 - 35 - 2	48.57	173	173.00	1	88.09
Houston	1	18 - 36 - 3	50.00	209	209.00	1	91.27
Oklahoma	1	13 - 27 - 0	48.15	160	160.00	0	97.93
Texas	1	14 - 26 - 2	53.85	149	149.00	1	99.29
Cincinnati	1	13 - 25 - 2	52.00	177	177.00	1	108.67
Texas Tech	1	18 - 34 - 0	52.94	149	149.00	2	109.16
Kansas St.	1	25 - 37 - 0	67.57	221	221.00	0	117.74
Kansas	1	14 - 21 - 2	66.67	143	143.00	1	120.53
Oklahoma St.	1	24 - 37 - 0	64.86	268	268.00	2	143.55
Baylor	1	22 - 30 - 0	73.33	298	298.00	3	189.77
West Virginia	1	22 - 30 - 0	73.33	332	332.00	3	199.29
TCU	1	38 - 47 - 0	80.85	510	510.00	4	200.09

**RUSH ATTEMPTS**

Team	G	Att	Yards	Avg/A	Long	TD	Avg/G
Oklahoma	1	49	220	4.49	16	6	220
UCF	1	46	389	8.46	48	5	389
Cincinnati	1	44	229	5.2	54	3	229
West Virginia	1	40	146	3.65	17	2	146
Kansas St.	1	40	228	5.7	43	3	228
Texas	1	39	158	4.05	32	1	158
Kansas	1	38	245	6.45	48	4	245
Houston	1	38	101	2.66	21	0	101
TCU	1	37	262	7.08	74	4	262
BYU	1	34	112	3.29	21	2	112
Texas Tech	1	33	93	2.82	12	1	93
Baylor	1	32	108	3.38	32	1	108
Oklahoma St.	1	31	149	4.81	17	2	149
Iowa St.	1	27	134	4.96	26	1	134



**2023-24 Big 12 Football  
Extended Team Leaders  
All games**

**RUSH YARDS**

Team	G	Att	Yards	Avg/A	Long	TD	Avg/G
UCF	1	46	389	8.46	48	5	389
TCU	1	37	262	7.08	74	4	262
Kansas	1	38	245	6.45	48	4	245
Cincinnati	1	44	229	5.2	54	3	229
Kansas St.	1	40	228	5.7	43	3	228
Oklahoma	1	49	220	4.49	16	6	220
Texas	1	39	158	4.05	32	1	158
Oklahoma St.	1	31	149	4.81	17	2	149
West Virginia	1	40	146	3.65	17	2	146
Iowa St.	1	27	134	4.96	26	1	134
BYU	1	34	112	3.29	21	2	112
Baylor	1	32	108	3.38	32	1	108
Houston	1	38	101	2.66	21	0	101
Texas Tech	1	33	93	2.82	12	1	93





**2023-24 Big 12 Football  
Extended Team Leaders  
All games**

**PASS OFFENSE**

Team	G	Comp-Att-Int	Pct.	Yds	Avg/A	TD	Avg/G
Cincinnati	1	23 - 27 - 0	85.19	438	16.22	6	438.00
Oklahoma	1	30 - 33 - 0	90.91	422	12.79	3	422.00
Baylor	1	27 - 44 - 1	61.36	416	9.45	2	416.00
Kansas St.	1	22 - 31 - 1	70.97	360	11.61	3	360.00
Texas Tech	1	31 - 47 - 1	65.96	338	7.19	3	338.00
UCF	1	25 - 35 - 2	71.43	334	9.54	3	334.00
Oklahoma St.	1	30 - 48 - 1	62.50	304	6.33	1	304.00
Texas	1	22 - 36 - 0	61.11	300	8.33	3	300.00
TCU	1	24 - 42 - 2	57.14	279	6.64	2	279.00
Kansas	1	22 - 28 - 0	78.57	276	9.86	2	276.00
Houston	1	22 - 34 - 0	64.71	233	6.85	2	233.00
West Virginia	1	16 - 27 - 0	59.26	162	6.00	0	162.00
BYU	1	20 - 33 - 0	60.61	145	4.39	0	145.00
Iowa St.	1	14 - 18 - 0	77.78	116	6.44	2	116.00

**PASS COMP. PCT**

Team	G	Comp-Att-Int	Pct.	Yds	Avg/A	TD	Avg/G
Oklahoma	1	30 - 33 - 0	90.91	422	12.79	3	422.00
Cincinnati	1	23 - 27 - 0	85.19	438	16.22	6	438.00
Kansas	1	22 - 28 - 0	78.57	276	9.86	2	276.00
Iowa St.	1	14 - 18 - 0	77.78	116	6.44	2	116.00
UCF	1	25 - 35 - 2	71.43	334	9.54	3	334.00
Kansas St.	1	22 - 31 - 1	70.97	360	11.61	3	360.00
Texas Tech	1	31 - 47 - 1	65.96	338	7.19	3	338.00
Houston	1	22 - 34 - 0	64.71	233	6.85	2	233.00
Oklahoma St.	1	30 - 48 - 1	62.50	304	6.33	1	304.00
Baylor	1	27 - 44 - 1	61.36	416	9.45	2	416.00
Texas	1	22 - 36 - 0	61.11	300	8.33	3	300.00
BYU	1	20 - 33 - 0	60.61	145	4.39	0	145.00
West Virginia	1	16 - 27 - 0	59.26	162	6.00	0	162.00
TCU	1	24 - 42 - 2	57.14	279	6.64	2	279.00

**PASS DEFENSE**

Team	G	Comp-Att-Int	Pct.	Yds	Avg/A	TD	Avg/G
Kansas	1	14 - 21 - 2	66.67	143	6.81	1	143.00
UCF	1	12 - 32 - 1	37.50	145	4.53	0	145.00
BYU	1	18 - 33 - 3	54.55	147	4.45	0	147.00
Texas Tech	1	18 - 34 - 0	52.94	149	4.38	2	149.00
Texas	1	14 - 26 - 2	53.85	149	5.73	1	149.00
Oklahoma	1	13 - 27 - 0	48.15	160	5.93	0	160.00
Iowa St.	1	17 - 35 - 2	48.57	173	4.94	1	173.00
Cincinnati	1	13 - 25 - 2	52.00	177	7.08	1	177.00
Houston	1	18 - 36 - 3	50.00	209	5.81	1	209.00
Kansas St.	1	25 - 37 - 0	67.57	221	5.97	0	221.00
Oklahoma St.	1	24 - 37 - 0	64.86	268	7.24	2	268.00
Baylor	1	22 - 30 - 0	73.33	298	9.93	3	298.00
West Virginia	1	22 - 30 - 0	73.33	332	11.07	3	332.00
TCU	1	38 - 47 - 0	80.85	510	10.85	4	510.00

**PASS YDS/COMP.**

Team	G	Comp-Att-Int	Pct.	Yds	Avg/A	TD	Avg/G
Cincinnati	1	23 - 27 - 0	85.19	438	16.22	6	438.00
Oklahoma	1	30 - 33 - 0	90.91	422	12.79	3	422.00
Kansas St.	1	22 - 31 - 1	70.97	360	11.61	3	360.00
Kansas	1	22 - 28 - 0	78.57	276	9.86	2	276.00
Iowa St.	1	14 - 18 - 0	77.78	116	6.44	2	116.00
UCF	1	25 - 35 - 2	71.43	334	9.54	3	334.00
Texas	1	22 - 36 - 0	61.11	300	8.33	3	300.00
Baylor	1	27 - 44 - 1	61.36	416	9.45	2	416.00
Texas Tech	1	31 - 47 - 1	65.96	338	7.19	3	338.00
Houston	1	22 - 34 - 0	64.71	233	6.85	2	233.00
TCU	1	24 - 42 - 2	57.14	279	6.64	2	279.00
Oklahoma St.	1	30 - 48 - 1	62.50	304	6.33	1	304.00
West Virginia	1	16 - 27 - 0	59.26	162	6.00	0	162.00
BYU	1	20 - 33 - 0	60.61	145	4.39	0	145.00

**PASS ATTEMPTS**

Team	G	Comp-Att-Int	Pct.	Yds	Avg/A	TD	Avg/G
Oklahoma St.	1	30 - 48 - 1	62.50	304	6.33	1	304.00
Texas Tech	1	31 - 47 - 1	65.96	338	7.19	3	338.00
Baylor	1	27 - 44 - 1	61.36	416	9.45	2	416.00
TCU	1	24 - 42 - 2	57.14	279	6.64	2	279.00
Texas	1	22 - 36 - 0	61.11	300	8.33	3	300.00
UCF	1	25 - 35 - 2	71.43	334	9.54	3	334.00
Houston	1	22 - 34 - 0	64.71	233	6.85	2	233.00
Oklahoma	1	30 - 33 - 0	90.91	422	12.79	3	422.00
BYU	1	20 - 33 - 0	60.61	145	4.39	0	145.00
Kansas St.	1	22 - 31 - 1	70.97	360	11.61	3	360.00
Kansas	1	22 - 28 - 0	78.57	276	9.86	2	276.00
West Virginia	1	16 - 27 - 0	59.26	162	6.00	0	162.00
Cincinnati	1	23 - 27 - 0	85.19	438	16.22	6	438.00
Iowa St.	1	14 - 18 - 0	77.78	116	6.44	2	116.00

**PASS YDS/ATT.**

Team	G	Comp-Att-Int	Pct.	Yds	Avg/A	TD	Avg/G
Cincinnati	1	23 - 27 - 0	85.19	438	16.22	6	438.00
Oklahoma	1	30 - 33 - 0	90.91	422	12.79	3	422.00
Kansas St.	1	22 - 31 - 1	70.97	360	11.61	3	360.00
Kansas	1	22 - 28 - 0	78.57	276	9.86	2	276.00
UCF	1	25 - 35 - 2	71.43	334	9.54	3	334.00
Baylor	1	27 - 44 - 1	61.36	416	9.45	2	416.00
Texas	1	22 - 36 - 0	61.11	300	8.33	3	300.00
Texas Tech	1	31 - 47 - 1	65.96	338	7.19	3	338.00
Houston	1	22 - 34 - 0	64.71	233	6.85	2	233.00
TCU	1	24 - 42 - 2	57.14	279	6.64	2	279.00
Iowa St.	1	14 - 18 - 0	77.78	116	6.44	2	116.00
Oklahoma St.	1	30 - 48 - 1	62.50	304	6.33	1	304.00
West Virginia	1	16 - 27 - 0	59.26	162	6.00	0	162.00
BYU	1	20 - 33 - 0	60.61	145	4.39	0	145.00



**2023-24 Big 12 Football  
Extended Team Leaders  
All games**

**PASS COMPLETIONS**

Team	G	Comp-Att-Int	Pct.	Yds	Avg/A	TD	Avg/G
Texas Tech	1	31 - 47 - 1	65.96	338	7.19	3	338.00
Oklahoma St.	1	30 - 48 - 1	62.50	304	6.33	1	304.00
Oklahoma	1	30 - 33 - 0	90.91	422	12.79	3	422.00
Baylor	1	27 - 44 - 1	61.36	416	9.45	2	416.00
UCF	1	25 - 35 - 2	71.43	334	9.54	3	334.00
TCU	1	24 - 42 - 2	57.14	279	6.64	2	279.00
Cincinnati	1	23 - 27 - 0	85.19	438	16.22	6	438.00
Texas	1	22 - 36 - 0	61.11	300	8.33	3	300.00
Kansas St.	1	22 - 31 - 1	70.97	360	11.61	3	360.00
Kansas	1	22 - 28 - 0	78.57	276	9.86	2	276.00
Houston	1	22 - 34 - 0	64.71	233	6.85	2	233.00
BYU	1	20 - 33 - 0	60.61	145	4.39	0	145.00
West Virginia	1	16 - 27 - 0	59.26	162	6.00	0	162.00
Iowa St.	1	14 - 18 - 0	77.78	116	6.44	2	116.00

**PASS INTERCEPTIONS**

Team	G	Comp-Att-Int	Pct.	Yds	Avg/A	TD	Avg/G
West Virginia	1	16 - 27 - 0	59.26	162	6.00	0	162.00
Texas	1	22 - 36 - 0	61.11	300	8.33	3	300.00
Oklahoma	1	30 - 33 - 0	90.91	422	12.79	3	422.00
Kansas	1	22 - 28 - 0	78.57	276	9.86	2	276.00
Iowa St.	1	14 - 18 - 0	77.78	116	6.44	2	116.00
Houston	1	22 - 34 - 0	64.71	233	6.85	2	233.00
Cincinnati	1	23 - 27 - 0	85.19	438	16.22	6	438.00
BYU	1	20 - 33 - 0	60.61	145	4.39	0	145.00
Texas Tech	1	31 - 47 - 1	65.96	338	7.19	3	338.00
Oklahoma St.	1	30 - 48 - 1	62.50	304	6.33	1	304.00
Kansas St.	1	22 - 31 - 1	70.97	360	11.61	3	360.00
Baylor	1	27 - 44 - 1	61.36	416	9.45	2	416.00
UCF	1	25 - 35 - 2	71.43	334	9.54	3	334.00
TCU	1	24 - 42 - 2	57.14	279	6.64	2	279.00

**PASS YARDS**

Team	G	Comp-Att-Int	Pct.	Yds	Avg/A	TD	Avg/G
Cincinnati	1	23 - 27 - 0	85.19	438	16.22	6	438.00
Oklahoma	1	30 - 33 - 0	90.91	422	12.79	3	422.00
Baylor	1	27 - 44 - 1	61.36	416	9.45	2	416.00
Kansas St.	1	22 - 31 - 1	70.97	360	11.61	3	360.00
Texas Tech	1	31 - 47 - 1	65.96	338	7.19	3	338.00
UCF	1	25 - 35 - 2	71.43	334	9.54	3	334.00
Oklahoma St.	1	30 - 48 - 1	62.50	304	6.33	1	304.00
Texas	1	22 - 36 - 0	61.11	300	8.33	3	300.00
TCU	1	24 - 42 - 2	57.14	279	6.64	2	279.00
Kansas	1	22 - 28 - 0	78.57	276	9.86	2	276.00
Houston	1	22 - 34 - 0	64.71	233	6.85	2	233.00
West Virginia	1	16 - 27 - 0	59.26	162	6.00	0	162.00
BYU	1	20 - 33 - 0	60.61	145	4.39	0	145.00
Iowa St.	1	14 - 18 - 0	77.78	116	6.44	2	116.00

**PASSING TDS**

Team	G	Comp-Att-Int	Pct.	Yds	Avg/A	TD	Avg/G
Cincinnati	1	23 - 27 - 0	85.19	438	16.22	6	438.00
UCF	1	25 - 35 - 2	71.43	334	9.54	3	334.00
Texas Tech	1	31 - 47 - 1	65.96	338	7.19	3	338.00
Texas	1	22 - 36 - 0	61.11	300	8.33	3	300.00
Oklahoma	1	30 - 33 - 0	90.91	422	12.79	3	422.00
Kansas St.	1	22 - 31 - 1	70.97	360	11.61	3	360.00
TCU	1	24 - 42 - 2	57.14	279	6.64	2	279.00
Kansas	1	22 - 28 - 0	78.57	276	9.86	2	276.00
Iowa St.	1	14 - 18 - 0	77.78	116	6.44	2	116.00
Houston	1	22 - 34 - 0	64.71	233	6.85	2	233.00
Baylor	1	27 - 44 - 1	61.36	416	9.45	2	416.00
Oklahoma St.	1	30 - 48 - 1	62.50	304	6.33	1	304.00
West Virginia	1	16 - 27 - 0	59.26	162	6.00	0	162.00
BYU	1	20 - 33 - 0	60.61	145	4.39	0	145.00

**FIELD GOALS**

Team	G	Made	Att	Pct
Oklahoma St.	1	2	2	100
Oklahoma	1	1	1	100
Kansas St.	1	1	1	100
Kansas	1	2	2	100
Iowa St.	1	1	1	100
Cincinnati	1	1	1	100
Texas	1	3	4	75
Baylor	1	3	4	75
Houston	1	1	2	50
Texas Tech	1	2	5	40
West Virginia	1	0	0	0
UCF	1	0	0	0
TCU	1	0	1	0
BYU	1	0	0	0

**PATS KICKS MADE**

Team	G	Made	Att	Pct
Oklahoma	1	10	10	100
Cincinnati	1	9	9	100
UCF	1	8	8	100
TCU	1	6	6	100
Kansas St.	1	6	6	100
Kansas	1	6	6	100
Texas	1	4	4	100
Texas Tech	1	3	3	100
Oklahoma St.	1	3	3	100
Iowa St.	1	3	4	75
Houston	1	2	2	100
BYU	1	2	2	100
Baylor	1	2	2	100
West Virginia	1	1	1	100



**2023-24 Big 12 Football  
Extended Team Leaders  
All games**

**FIELD GOALS ATTEMPTED**

Team	G	Made	Att	Pct
Texas Tech	1	2	5	40
Texas	1	3	4	75
Baylor	1	3	4	75
Oklahoma St.	1	2	2	100
Kansas	1	2	2	100
Houston	1	1	2	50
TCU	1	0	1	0
Oklahoma	1	1	1	100
Kansas St.	1	1	1	100
Iowa St.	1	1	1	100
Cincinnati	1	1	1	100
West Virginia	1	0	0	0
UCF	1	0	0	0
BYU	1	0	0	0

**NET YARDS PER PUNT**

Team	G	No.	Yards	Avg/P	Ret.	Avg/R	TB	Net/P
Oklahoma	1	1	50	50.00	0	0.00	0	50.00
BYU	1	9	479	53.22	17	4.25	1	49.11
Iowa St.	1	8	429	53.63	11	5.50	2	47.25
TCU	1	2	95	47.50	2	2.00	0	46.50
Cincinnati	1	1	45	45.00	0	0.00	0	45.00
Texas Tech	1	4	199	49.75	0	0.00	1	44.75
Texas	1	2	89	44.50	0	0.00	0	44.50
West Virginia	1	4	168	42.00	-2	-2.00	0	42.50
UCF	1	1	42	42.00	0	0.00	0	42.00
Kansas St.	1	2	82	41.00	0	0.00	0	41.00
Houston	1	5	219	43.80	0	0.00	1	39.80
Oklahoma St.	1	5	220	44.00	5	2.50	1	39.00
Baylor	1	2	81	40.50	7	7.00	0	37.00
Kansas	1	0	0	0.00	0	0.00	0	0.00

**FIELD GOALS MADE**

Team	G	Made	Att	Pct
Texas	1	3	4	75
Baylor	1	3	4	75
Texas Tech	1	2	5	40
Oklahoma St.	1	2	2	100
Kansas	1	2	2	100
Oklahoma	1	1	1	100
Kansas St.	1	1	1	100
Iowa St.	1	1	1	100
Houston	1	1	2	50
Cincinnati	1	1	1	100
West Virginia	1	0	0	0
UCF	1	0	0	0
TCU	1	0	1	0
BYU	1	0	0	0

**AVG YARDS PER PUNT**

Team	G	No.	Yards	Avg/P	Ret.	Avg/R	TB	Net/P
BYU	1	9	479	53.22	17	4.25	1	49.11
Iowa St.	1	8	429	53.63	11	5.50	2	47.25
Oklahoma St.	1	5	220	44.00	5	2.50	1	39.00
Houston	1	5	219	43.80	0	0.00	1	39.80
West Virginia	1	4	168	42.00	-2	-2.00	0	42.50
Texas Tech	1	4	199	49.75	0	0.00	1	44.75
Texas	1	2	89	44.50	0	0.00	0	44.50
TCU	1	2	95	47.50	2	2.00	0	46.50
Kansas St.	1	2	82	41.00	0	0.00	0	41.00
Baylor	1	2	81	40.50	7	7.00	0	37.00
UCF	1	1	42	42.00	0	0.00	0	42.00
Oklahoma	1	1	50	50.00	0	0.00	0	50.00
Cincinnati	1	1	45	45.00	0	0.00	0	45.00
Kansas	1	0	0	0.00	0	0.00	0	0.00

**PAT KICKING**

Team	G	Made	Att	Pct
West Virginia	1	1	1	100
UCF	1	8	8	100
Texas Tech	1	3	3	100
Texas	1	4	4	100
TCU	1	6	6	100
Oklahoma St.	1	3	3	100
Oklahoma	1	10	10	100
Kansas St.	1	6	6	100
Kansas	1	6	6	100
Houston	1	2	2	100
Cincinnati	1	9	9	100
BYU	1	2	2	100
Baylor	1	2	2	100
Iowa St.	1	3	4	75

**NUMBER OF PUNTS**

Team	G	No.	Yards	Avg/P	Ret.	Avg/R	TB	Net/P
BYU	1	9	479	53.22	17	4.25	1	49.11
Iowa St.	1	8	429	53.63	11	5.50	2	47.25
Oklahoma St.	1	5	220	44.00	5	2.50	1	39.00
Houston	1	5	219	43.80	0	0.00	1	39.80
West Virginia	1	4	168	42.00	-2	-2.00	0	42.50
Texas Tech	1	4	199	49.75	0	0.00	1	44.75
Texas	1	2	89	44.50	0	0.00	0	44.50
TCU	1	2	95	47.50	2	2.00	0	46.50
Kansas St.	1	2	82	41.00	0	0.00	0	41.00
Baylor	1	2	81	40.50	7	7.00	0	37.00
UCF	1	1	42	42.00	0	0.00	0	42.00
Oklahoma	1	1	50	50.00	0	0.00	0	50.00
Cincinnati	1	1	45	45.00	0	0.00	0	45.00
Kansas	1	0	0	0.00	0	0.00	0	0.00



**2023-24 Big 12 Football  
Extended Team Leaders  
All games**

**PAT KICK ATTEMPTS**

Team	G	Made	Att	Pct
Oklahoma	1	10	10	100
Cincinnati	1	9	9	100
UCF	1	8	8	100
TCU	1	6	6	100
Kansas St.	1	6	6	100
Kansas	1	6	6	100
Texas	1	4	4	100
Iowa St.	1	3	4	75
Texas Tech	1	3	3	100
Oklahoma St.	1	3	3	100
Houston	1	2	2	100
BYU	1	2	2	100
Baylor	1	2	2	100
West Virginia	1	1	1	100

**YARDS PUNTED**

Team	G	No.	Yards	Avg/P	Ret.	Avg/R	TB	Net/P
BYU	1	9	479	53.22	17	4.25	1	49.11
Iowa St.	1	8	429	53.63	11	5.50	2	47.25
Oklahoma St.	1	5	220	44.00	5	2.50	1	39.00
Houston	1	5	219	43.80	0	0.00	1	39.80
Texas Tech	1	4	199	49.75	0	0.00	1	44.75
West Virginia	1	4	168	42.00	-2	-2.00	0	42.50
TCU	1	2	95	47.50	2	2.00	0	46.50
Texas	1	2	89	44.50	0	0.00	0	44.50
Kansas St.	1	2	82	41.00	0	0.00	0	41.00
Baylor	1	2	81	40.50	7	7.00	0	37.00
Oklahoma	1	1	50	50.00	0	0.00	0	50.00
Cincinnati	1	1	45	45.00	0	0.00	0	45.00
UCF	1	1	42	42.00	0	0.00	0	42.00
Kansas	1	0	0	0.00	0	0.00	0	0.00

**PUNT RETURN AVG**

Team	G	No	Yards	TD	Long	Avg.
Houston	1	1	48	0	48	48
Oklahoma	1	3	90	1	82	30
Iowa St.	1	2	60	0	39	30
Texas	1	1	21	0	21	21
Cincinnati	1	4	34	0	12	8.5
Texas Tech	1	1	8	0	8	8
Baylor	1	1	6	0	6	6
BYU	1	5	22	0	14	4.4
West Virginia	1	1	4	0	4	4
UCF	1	0	0	0	0	0
TCU	1	0	0	0	0	0
Oklahoma St.	1	1	0	0	0	0
Kansas St.	1	0	0	0	0	0
Kansas	1	0	0	0	0	0

**KICK RETURNS**

Team	G	No.	Yards	TD	Long	Avg.
Baylor	1	6	145	0	36	24.17
TCU	1	5	150	0	86	30.00
Texas Tech	1	2	45	0	28	22.50
Oklahoma St.	1	2	25	0	15	12.50
Kansas	1	2	61	0	34	30.50
Iowa St.	1	2	26	0	14	13.00
Cincinnati	1	2	42	0	26	21.00
West Virginia	1	1	20	0	20	20.00
Texas	1	1	13	0	13	13.00
Kansas St.	1	1	33	0	33	33.00
Houston	1	1	14	0	14	14.00
BYU	1	1	21	0	21	21.00
UCF	1	0	0	0	0	0.00
Oklahoma	1	0	0	0	0	0.00

**PUNT RETURNS**

Team	G	No	Yards	TD	Long	Avg.
BYU	1	5	22	0	14	4.4
Cincinnati	1	4	34	0	12	8.5
Oklahoma	1	3	90	1	82	30
Iowa St.	1	2	60	0	39	30
West Virginia	1	1	4	0	4	4
Texas Tech	1	1	8	0	8	8
Texas	1	1	21	0	21	21
Oklahoma St.	1	1	0	0	0	0
Houston	1	1	48	0	48	48
Baylor	1	1	6	0	6	6
UCF	1	0	0	0	0	0
TCU	1	0	0	0	0	0
Kansas St.	1	0	0	0	0	0
Kansas	1	0	0	0	0	0

**KICK RETURN YARDS**

Team	G	No.	Yards	TD	Long	Avg.
TCU	1	5	150	0	86	30.00
Baylor	1	6	145	0	36	24.17
Kansas	1	2	61	0	34	30.50
Texas Tech	1	2	45	0	28	22.50
Cincinnati	1	2	42	0	26	21.00
Kansas St.	1	1	33	0	33	33.00
Iowa St.	1	2	26	0	14	13.00
Oklahoma St.	1	2	25	0	15	12.50
BYU	1	1	21	0	21	21.00
West Virginia	1	1	20	0	20	20.00
Houston	1	1	14	0	14	14.00
Texas	1	1	13	0	13	13.00
UCF	1	0	0	0	0	0.00
Oklahoma	1	0	0	0	0	0.00



**2023-24 Big 12 Football  
Extended Team Leaders  
All games**

**PUNT RETURN YARDS**

Team	G	No	Yards	TD	Long	Avg.
Oklahoma	1	3	90	1	82	30
Iowa St.	1	2	60	0	39	30
Houston	1	1	48	0	48	48
Cincinnati	1	4	34	0	12	8.5
BYU	1	5	22	0	14	4.4
Texas	1	1	21	0	21	21
Texas Tech	1	1	8	0	8	8
Baylor	1	1	6	0	6	6
West Virginia	1	1	4	0	4	4
UCF	1	0	0	0	0	0
TCU	1	0	0	0	0	0
Oklahoma St.	1	1	0	0	0	0
Kansas St.	1	0	0	0	0	0
Kansas	1	0	0	0	0	0

**KICK RETURN TDS**

Team	G	No.	Yards	TD	Long	Avg.
West Virginia	1	1	20	0	20	20.00
UCF	1	0	0	0	0	0.00
Texas Tech	1	2	45	0	28	22.50
Texas	1	1	13	0	13	13.00
TCU	1	5	150	0	86	30.00
Oklahoma St.	1	2	25	0	15	12.50
Oklahoma	1	0	0	0	0	0.00
Kansas St.	1	1	33	0	33	33.00
Kansas	1	2	61	0	34	30.50
Iowa St.	1	2	26	0	14	13.00
Houston	1	1	14	0	14	14.00
Cincinnati	1	2	42	0	26	21.00
BYU	1	1	21	0	21	21.00
Baylor	1	6	145	0	36	24.17

**PUNT RETURN TDS**

Team	G	No	Yards	TD	Long	Avg.
Oklahoma	1	3	90	1	82	30
West Virginia	1	1	4	0	4	4
UCF	1	0	0	0	0	0
Texas Tech	1	1	8	0	8	8
Texas	1	1	21	0	21	21
TCU	1	0	0	0	0	0
Oklahoma St.	1	1	0	0	0	0
Kansas St.	1	0	0	0	0	0
Kansas	1	0	0	0	0	0
Iowa St.	1	2	60	0	39	30
Houston	1	1	48	0	48	48
Cincinnati	1	4	34	0	12	8.5
BYU	1	5	22	0	14	4.4
Baylor	1	1	6	0	6	6

**KICKOFF RETURNS**

Team	G	No	Yards	TD	Long	Avg.
Houston	1	3	156	0	14	52
West Virginia	1	2	86	0	20	43
Oklahoma St.	1	5	215	0	15	43
Kansas St.	1	8	333	0	33	41.63
Texas	1	7	289	0	13	41.29
TCU	1	7	287	0	86	41
Cincinnati	1	11	449	0	26	40.82
Kansas	1	9	367	0	34	40.78
Texas Tech	1	5	200	0	28	40
Baylor	1	7	276	0	36	39.43
Iowa St.	1	5	196	0	14	39.2
UCF	1	9	351	0	0	39
Oklahoma	1	12	463	0	0	38.58
BYU	1	3	110	0	21	36.67



**INTERCEPTION RETURN AVG**

Team	G	No.	Yards	TD	Long	Avg.
Iowa St.	1	2	88	1	58	44.00
Houston	1	3	19	0	19	6.33
Kansas	1	2	12	0	9	6.00
Cincinnati	1	2	6	0	6	3.00
West Virginia	1	0	0	0	0	0.00
UCF	1	1	0	0	0	0.00
Texas Tech	1	0	0	0	0	0.00
Texas	1	2	0	0	0	0.00
TCU	1	0	0	0	0	0.00
Oklahoma St.	1	0	0	0	0	0.00
Oklahoma	1	0	0	0	0	0.00
Kansas St.	1	0	0	0	0	0.00
BYU	1	3	0	0	0	0.00
Baylor	1	0	0	0	0	0.00

**FUMBLE RETURNS**

Team	G	No.	Yards	TD	Long	Avg.
West Virginia	1	0	0	0	0	0.00
UCF	1	0	0	0	0	0.00
Texas Tech	1	2	0	0	0	0.00
Texas	1	1	0	0	0	0.00
TCU	1	1	9	0	9	9.00
Oklahoma St.	1	1	25	0	25	25.00
Oklahoma	1	1	0	0	0	0.00
Kansas St.	1	0	0	0	0	0.00
Kansas	1	0	0	0	0	0.00
Iowa St.	1	0	0	0	0	0.00
Houston	1	0	0	0	0	0.00
Cincinnati	1	1	0	0	0	0.00
BYU	1	0	0	0	0	0.00
Baylor	1	2	0	0	0	0.00

**INTERCEPTION RETURNS**

Team	G	No.	Yards	TD	Long	Avg.
Houston	1	3	19	0	19	6.33
BYU	1	3	0	0	0	0.00
Texas	1	2	0	0	0	0.00
Kansas	1	2	12	0	9	6.00
Iowa St.	1	2	88	1	58	44.00
Cincinnati	1	2	6	0	6	3.00
UCF	1	1	0	0	0	0.00
West Virginia	1	0	0	0	0	0.00
Texas Tech	1	0	0	0	0	0.00
TCU	1	0	0	0	0	0.00
Oklahoma St.	1	0	0	0	0	0.00
Oklahoma	1	0	0	0	0	0.00
Kansas St.	1	0	0	0	0	0.00
Baylor	1	0	0	0	0	0.00

**FUMBLE RETURN YARDS**

Team	G	No.	Yards	TD	Long	Avg.
Oklahoma St.	1	1	25	0	25	25.00
TCU	1	1	9	0	9	9.00
West Virginia	1	0	0	0	0	0.00
UCF	1	0	0	0	0	0.00
Texas Tech	1	2	0	0	0	0.00
Texas	1	1	0	0	0	0.00
Oklahoma	1	1	0	0	0	0.00
Kansas St.	1	0	0	0	0	0.00
Kansas	1	0	0	0	0	0.00
Iowa St.	1	0	0	0	0	0.00
Houston	1	0	0	0	0	0.00
Cincinnati	1	1	0	0	0	0.00
BYU	1	0	0	0	0	0.00
Baylor	1	2	0	0	0	0.00

**INTERCEPTION RET YARDS**

Team	G	No.	Yards	TD	Long	Avg.
Iowa St.	1	2	88	1	58	44.00
Houston	1	3	19	0	19	6.33
Kansas	1	2	12	0	9	6.00
Cincinnati	1	2	6	0	6	3.00
West Virginia	1	0	0	0	0	0.00
UCF	1	1	0	0	0	0.00
Texas Tech	1	0	0	0	0	0.00
Texas	1	2	0	0	0	0.00
TCU	1	0	0	0	0	0.00
Oklahoma St.	1	0	0	0	0	0.00
Oklahoma	1	0	0	0	0	0.00
Kansas St.	1	0	0	0	0	0.00
BYU	1	3	0	0	0	0.00
Baylor	1	0	0	0	0	0.00

**FUMBLE RETURN TDS**

Team	G	No.	Yards	TD	Long	Avg.
West Virginia	1	0	0	0	0	0.00
UCF	1	0	0	0	0	0.00
Texas Tech	1	2	0	0	0	0.00
Texas	1	1	0	0	0	0.00
TCU	1	1	9	0	9	9.00
Oklahoma St.	1	1	25	0	25	25.00
Oklahoma	1	1	0	0	0	0.00
Kansas St.	1	0	0	0	0	0.00
Kansas	1	0	0	0	0	0.00
Iowa St.	1	0	0	0	0	0.00
Houston	1	0	0	0	0	0.00
Cincinnati	1	1	0	0	0	0.00
BYU	1	0	0	0	0	0.00
Baylor	1	2	0	0	0	0.00



**2023-24 Big 12 Football  
Extended Team Leaders  
All games**

**INTERCEPTION RETURN TDS**

Team	G	No.	Yards	TD	Long	Avg.
Iowa St.	1	2	88	1	58	44.00
West Virginia	1	0	0	0	0	0.00
UCF	1	1	0	0	0	0.00
Texas Tech	1	0	0	0	0	0.00
Texas	1	2	0	0	0	0.00
TCU	1	0	0	0	0	0.00
Oklahoma St.	1	0	0	0	0	0.00
Oklahoma	1	0	0	0	0	0.00
Kansas St.	1	0	0	0	0	0.00
Kansas	1	2	12	0	9	6.00
Houston	1	3	19	0	19	6.33
Cincinnati	1	2	6	0	6	3.00
BYU	1	3	0	0	0	0.00
Baylor	1	0	0	0	0	0.00

**FUMBLE RECOVERED**

Team	G	No.	Yards	TD	Long	Avg.
Texas Tech	1	2	0	0	0	0.00
Baylor	1	2	0	0	0	0.00
Texas	1	1	0	0	0	0.00
TCU	1	1	9	0	9	9.00
Oklahoma St.	1	1	25	0	25	25.00
Oklahoma	1	1	0	0	0	0.00
Cincinnati	1	1	0	0	0	0.00
West Virginia	1	0	0	0	0	0.00
UCF	1	0	0	0	0	0.00
Kansas St.	1	0	0	0	0	0.00
Kansas	1	0	0	0	0	0.00
Iowa St.	1	0	0	0	0	0.00
Houston	1	0	0	0	0	0.00
BYU	1	0	0	0	0	0.00

**FUMBLE RETURN AVG**

Team	G	No.	Yards	TD	Long	Avg.
Oklahoma St.	1	1	25	0	25	25.00
TCU	1	1	9	0	9	9.00
West Virginia	1	0	0	0	0	0.00
UCF	1	0	0	0	0	0.00
Texas Tech	1	2	0	0	0	0.00
Texas	1	1	0	0	0	0.00
Oklahoma	1	1	0	0	0	0.00
Kansas St.	1	0	0	0	0	0.00
Kansas	1	0	0	0	0	0.00
Iowa St.	1	0	0	0	0	0.00
Houston	1	0	0	0	0	0.00
Cincinnati	1	1	0	0	0	0.00
BYU	1	0	0	0	0	0.00
Baylor	1	2	0	0	0	0.00

**TURNOVER MARGIN**

Team	Lost			Gained			Margin	Per/G	
	G	Fum	Int	Tot	Fum	Int			Tot
Texas	1	0	0	0	1	2	3	3	3.00
Houston	1	0	0	0	0	3	3	3	3.00
BYU	1	0	0	0	0	3	3	3	3.00
Iowa St.	1	0	0	0	0	2	2	2	2.00
Cincinnati	1	1	0	1	1	2	3	2	2.00
Texas Tech	1	0	1	1	2	0	2	1	1.00
Oklahoma	1	0	0	0	1	0	1	1	1.00
Kansas	1	1	0	1	0	2	2	1	1.00
West Virginia	1	0	0	0	0	0	0	0	0.00
Oklahoma St.	1	0	1	1	1	0	1	0	0.00
Baylor	1	1	1	2	2	0	2	0	0.00
TCU	1	0	2	2	1	0	1	-1	-1.00
Kansas St.	1	0	1	1	0	0	0	-1	-1.00
UCF	1	1	2	3	0	1	1	-2	-2.00

**FIRST DOWNS**

Team	G	Rush	Pass	Pen	Total	Avg/G
Oklahoma	1	13	18	5	36	36
UCF	1	17	13	2	32	32
Cincinnati	1	13	17	0	30	30
Kansas St.	1	11	16	1	28	28
TCU	1	11	15	1	27	27
Kansas	1	12	13	2	27	27
Texas Tech	1	7	19	0	26	26
Texas	1	7	16	1	24	24
Oklahoma St.	1	8	15	1	24	24
Baylor	1	4	16	2	22	22
Houston	1	6	10	3	19	19
West Virginia	1	10	7	0	17	17
BYU	1	6	6	0	12	12
Iowa St.	1	4	4	2	10	10

**3RD-DOWN CONVERSIONS**

Team	G	Conv.	Att.	Pct.
Oklahoma	1	11	13	84.62
UCF	1	9	12	75
Cincinnati	1	10	14	71.43
TCU	1	10	16	62.5
Kansas	1	6	11	54.55
Baylor	1	8	18	44.44
Texas Tech	1	7	17	41.18
Texas	1	6	15	40
Oklahoma St.	1	6	15	40
Kansas St.	1	4	10	40
Houston	1	5	15	33.33
BYU	1	5	17	29.41
West Virginia	1	4	14	28.57
Iowa St.	1	2	11	18.18



**2023-24 Big 12 Football  
Extended Team Leaders  
All games**

**1ST DOWNS RUSHING**

Team	G	Rush	Pass	Pen	Total	Avg/G
UCF	1	17	13	2	32	32
Oklahoma	1	13	18	5	36	36
Cincinnati	1	13	17	0	30	30
Kansas	1	12	13	2	27	27
TCU	1	11	15	1	27	27
Kansas St.	1	11	16	1	28	28
West Virginia	1	10	7	0	17	17
Oklahoma St.	1	8	15	1	24	24
Texas Tech	1	7	19	0	26	26
Texas	1	7	16	1	24	24
Houston	1	6	10	3	19	19
BYU	1	6	6	0	12	12
Iowa St.	1	4	4	2	10	10
Baylor	1	4	16	2	22	22

**OPT 3RD-DN CONVERT**

Team	G	Conv.	Att.	Pct.
Kansas	1	1	9	11.11
BYU	1	2	14	14.29
Oklahoma	1	2	12	16.67
Iowa St.	1	3	15	20
Cincinnati	1	3	11	27.27
Kansas St.	1	4	14	28.57
Texas	1	4	13	30.77
Houston	1	4	13	30.77
West Virginia	1	3	9	33.33
Oklahoma St.	1	5	13	38.46
Baylor	1	5	13	38.46
Texas Tech	1	6	15	40
UCF	1	7	17	41.18
TCU	1	9	15	60

**1ST DOWNS PASSING**

Team	G	Rush	Pass	Pen	Total	Avg/G
Texas Tech	1	7	19	0	26	26
Oklahoma	1	13	18	5	36	36
Cincinnati	1	13	17	0	30	30
Texas	1	7	16	1	24	24
Kansas St.	1	11	16	1	28	28
Baylor	1	4	16	2	22	22
TCU	1	11	15	1	27	27
Oklahoma St.	1	8	15	1	24	24
UCF	1	17	13	2	32	32
Kansas	1	12	13	2	27	27
Houston	1	6	10	3	19	19
West Virginia	1	10	7	0	17	17
BYU	1	6	6	0	12	12
Iowa St.	1	4	4	2	10	10

**4TH-DOWN CONVERSIONS**

Team	G	Conv.	Att.	Pct.
UCF	1	1	1	100
Texas Tech	1	2	2	100
Iowa St.	1	1	1	100
Cincinnati	1	2	2	100
Baylor	1	3	4	75
West Virginia	1	3	6	50
TCU	1	1	2	50
Oklahoma St.	1	1	2	50
Kansas St.	1	1	2	50
Kansas	1	1	2	50
Texas	1	1	3	33.33
BYU	1	1	3	33.33
Oklahoma	1	0	0	0
Houston	1	0	2	0

**1ST DOWNS BY PENALTY**

Team	G	Rush	Pass	Pen	Total	Avg/G
Oklahoma	1	13	18	5	36	36
Houston	1	6	10	3	19	19
UCF	1	17	13	2	32	32
Kansas	1	12	13	2	27	27
Iowa St.	1	4	4	2	10	10
Baylor	1	4	16	2	22	22
Texas	1	7	16	1	24	24
TCU	1	11	15	1	27	27
Oklahoma St.	1	8	15	1	24	24
Kansas St.	1	11	16	1	28	28
West Virginia	1	10	7	0	17	17
Texas Tech	1	7	19	0	26	26
Cincinnati	1	13	17	0	30	30
BYU	1	6	6	0	12	12

**OPP 4TH-DN CONVERT**

Team	G	Conv.	Att.	Pct.
UCF	1	0	1	0
Oklahoma St.	1	0	0	0
Oklahoma	1	0	1	0
Kansas St.	1	0	2	0
Cincinnati	1	0	1	0
BYU	1	0	1	0
Texas	1	1	2	50
Iowa St.	1	2	3	66.67
West Virginia	1	1	1	100
Texas Tech	1	2	2	100
TCU	1	2	2	100
Kansas	1	1	1	100
Houston	1	2	2	100
Baylor	1	4	4	100





**2023-24 Big 12 Football  
Extended Team Leaders  
All games**

**OPPONENT 1ST DOWNS**

Team	G	Rush	Pass	Pen	Total	Avg/G
Texas	1	3	5	0	8	8
Oklahoma	1	3	5	2	10	10
Kansas	1	3	6	1	10	10
BYU	1	1	8	1	10	10
Kansas St.	1	3	9	1	13	13
UCF	1	5	8	2	15	15
Cincinnati	1	8	7	0	15	15
Oklahoma St.	1	7	11	1	19	19
Iowa St.	1	7	10	2	19	19
Baylor	1	5	15	0	20	20
Houston	1	11	11	0	22	22
Texas Tech	1	11	8	5	24	24
West Virginia	1	9	16	2	27	27
TCU	1	6	20	4	30	30



**2023-24 Big 12 Football  
Extended Team Leaders  
All games**

**SACKS BY**

Team	G	No.	Yards	Avg/G
Oklahoma St.	1	5	18	5
Iowa St.	1	5	26	5
TCU	1	4	32	4
Kansas St.	1	4	37	4
UCF	1	3	15	3
Cincinnati	1	3	19	3
Texas Tech	1	2	8	2
Texas	1	2	15	2
West Virginia	1	1	6	1
Oklahoma	1	1	2	1
Kansas	1	1	5	1
Houston	1	1	6	1
BYU	1	1	12	1
Baylor	1	1	1	1

**KICKOFF COVERAGE**

Team	G	No	Yards	Avg.	Ret.	TB	NetAvg
Houston	1	3	186	62	30	0	57.33
West Virginia	1	2	130	65	19	1	42.5
Oklahoma St.	1	5	321	64.2	31	3	44.2
Kansas St.	1	8	520	65	37	6	42.13
Texas	1	7	430	61.43	26	4	40.29
TCU	1	7	455	65	18	6	22.14
Cincinnati	1	11	692	62.91	118	2	54.55
Kansas	1	9	585	65	18	8	36
Texas Tech	1	5	325	65	0	5	31
Baylor	1	7	452	64.57	51	5	26
Iowa St.	1	5	320	64	24	3	43.8
UCF	1	9	581	64.56	80	6	47.89
Oklahoma	1	12	755	62.92	42	10	42.08
BYU	1	3	194	64.67	0	2	29.33

**SACKS AGAINST**

Team	G	No.	Yards	Avg/G
TCU	1	0	0	0
Oklahoma	1	0	0	0
Kansas St.	1	0	0	0
Kansas	1	0	0	0
Iowa St.	1	0	0	0
BYU	1	0	0	0
UCF	1	1	2	1
Oklahoma St.	1	1	2	1
Texas	1	2	19	2
Cincinnati	1	2	10	2
West Virginia	1	3	17	3
Texas Tech	1	3	17	3
Houston	1	3	18	3
Baylor	1	3	21	3

**RED ZONE OFFENSE**

Team	G	Scores	Pct.	TDs	(R-P)	FGs	TurnO
West Virginia	1	2 - 2	100.00	2	2 - 0	0 - 0	0
Texas Tech	1	4 - 4	100.00	3	1 - 2	1 - 1	0
Oklahoma St.	1	4 - 4	100.00	3	2 - 1	1 - 1	0
Oklahoma	1	9 - 9	100.00	8	6 - 2	1 - 1	0
Kansas	1	6 - 6	100.00	4	2 - 2	2 - 2	0
Iowa St.	1	2 - 2	100.00	2	1 - 1	0 - 0	0
Cincinnati	1	6 - 6	100.00	5	3 - 2	1 - 1	0
BYU	1	2 - 2	100.00	2	2 - 0	0 - 0	0
UCF	1	6 - 7	85.71	6	4 - 2	0 - 0	1
Texas	1	4 - 5	80.00	2	1 - 1	2 - 3	0
Kansas St.	1	4 - 5	80.00	4	3 - 1	0 - 0	1
Baylor	1	4 - 5	80.00	2	1 - 1	2 - 2	1
TCU	1	4 - 6	66.67	4	4 - 0	0 - 0	2
Houston	1	2 - 4	50.00	2	0 - 2	0 - 0	1

**PENALTIES**

Team	G	No.	Yards	Avg/G
Houston	1	3	25	25
Kansas	1	3	35	35
Kansas St.	1	4	36	36
Texas	1	5	40	40
Oklahoma St.	1	5	41	41
Baylor	1	9	45	45
West Virginia	1	5	55	55
Cincinnati	1	7	55	55
Oklahoma	1	6	65	65
BYU	1	8	66	66
Texas Tech	1	7	69	69
UCF	1	7	70	70
TCU	1	10	78	78
Iowa St.	1	9	81	81

**RED ZONE DEFENSE**

Team	G	Scores	Pct.	TDs	(R-P)	FGs	TurnO
Oklahoma	1	0 - 0	0.00	0	0 - 0	0 - 0	0
Kansas St.	1	0 - 0	0.00	0	0 - 0	0 - 0	0
BYU	1	0 - 1	0.00	0	0 - 0	0 - 0	1
Oklahoma St.	1	2 - 3	66.67	2	0 - 2	0 - 1	0
Iowa St.	1	2 - 3	66.67	1	0 - 1	1 - 1	1
Houston	1	2 - 3	66.67	2	1 - 1	0 - 0	1
West Virginia	1	4 - 5	80.00	3	2 - 1	1 - 2	0
UCF	1	1 - 1	100.00	0	0 - 0	1 - 1	0
Texas Tech	1	5 - 5	100.00	4	2 - 2	1 - 1	0
Texas	1	1 - 1	100.00	1	0 - 1	0 - 0	0
TCU	1	3 - 3	100.00	3	2 - 1	0 - 0	0
Kansas	1	3 - 3	100.00	2	1 - 1	1 - 1	0
Cincinnati	1	2 - 2	100.00	1	0 - 1	1 - 1	0
Baylor	1	3 - 3	100.00	3	2 - 1	0 - 0	0



### OPPONENT PENALTIES

Team	G	No.	Yards	Avg/G
Oklahoma	1	14	111	111
Kansas St.	1	5	65	65
Houston	1	8	64	64
Oklahoma St.	1	9	63	63
Iowa St.	1	6	52	52
Kansas	1	6	50	50
BYU	1	7	47	47
Cincinnati	1	7	42	42
TCU	1	6	35	35
Baylor	1	4	31	31
UCF	1	4	30	30
Texas	1	5	25	25
Texas Tech	1	3	15	15
West Virginia	1	1	5	5

### TIME OF POSSESSION

Team	G	Total possession	Avg/G
Oklahoma	1	36:56	36:56
Baylor	1	33:48	33:48
Kansas	1	33:47	33:47
Cincinnati	1	31:46	31:46
Texas	1	31:36	31:36
BYU	1	31:33	31:33
UCF	1	31:26	31:26
West Virginia	1	31:16	31:16
Houston	1	30:13	30:13
Kansas St.	1	29:25	29:25
Oklahoma St.	1	29:02	29:02
Texas Tech	1	25:58	25:58
Iowa St.	1	25:36	25:36
TCU	1	25:27	25:27



**2023-24 Big 12 Football  
Conference Individual Game Highs  
All games**

**INDIVIDUAL PLAYER GAME HIGHS**

<b>Points scored</b>	
18	Trey Sanders (TCU) vs Colorado (09/02/2023)
13	Bert Auburn (Texas) vs Rice (09/02/2023)
<b>Touchdowns</b>	
3	Trey Sanders (TCU) vs Colorado (09/02/2023)
2	Kedon Slovis (BYU) vs Sam Houston (09/02/2023)
2	Drake Dabney (Baylor) vs Texas St. (09/02/2023)
2	Will Howard (Kansas St.) vs Southeast Mo. St. (09/02/2023)
2	Emory Jones (Cincinnati) vs Eastern Ky. (09/02/2023)
2	Gavin Freeman (Oklahoma) vs Arkansas St. (09/02/2023)
2	Tawee Walker (Oklahoma) vs Arkansas St. (09/02/2023)
2	Devin Neal (Kansas) vs Missouri St. (09/01/2023)
2	RJ Harvey (UCF) vs Kent St. (08/31/2023)
<b>TD responsibility</b>	
7	Emory Jones (Cincinnati) vs Eastern Ky. (09/02/2023) [2r,5p]
<b>Points scored kicking</b>	
13	Bert Auburn (Texas) vs Rice (09/02/2023) [3fg,4pat]
<b>Total offense yards</b>	
374	Tyler Shough (Texas Tech) at Wyoming (09/02/2023) [36r,338p]
371	Emory Jones (Cincinnati) vs Eastern Ky. (09/02/2023) [26r,345p]
371	John Rhys Plumlee (UCF) vs Kent St. (08/31/2023) [90r,281p]
<b>Total offense plays</b>	
62	Tyler Shough (Texas Tech) at Wyoming (09/02/2023) [15r,47p]
47	Donovan Smith (Houston) vs UTSA (09/02/2023) [13r,34p]
47	Chandler Morris (TCU) vs Colorado (09/02/2023) [5r,42p]
<b>Total offense yards/play</b>	
28	Xavier Townsend (UCF) vs Kent St. (08/31/2023) [28-1]
19.4	Brady Lichtenberg (Cincinnati) vs Eastern Ky. (09/02/2023) [97-5]
<b>Rushing yards</b>	
164	Emani Bailey (TCU) vs Colorado (09/02/2023)
128	DJ Giddens (Kansas St.) vs Southeast Mo. St. (09/02/2023)
<b>Rushing attempts</b>	
18	CJ Donaldson (West Virginia) at Penn St. (09/02/2023)
16	LJ Martin (BYU) vs Sam Houston (09/02/2023)
16	Dominic Richardson (Baylor) vs Texas St. (09/02/2023)
<b>Yards per rush</b>	
28	Xavier Townsend (UCF) vs Kent St. (08/31/2023) [28-1]
14	Savion Williams (TCU) vs Colorado (09/02/2023) [14-1]
<b>Rushing TDs</b>	
3	Trey Sanders (TCU) vs Colorado (09/02/2023)
2	Kedon Slovis (BYU) vs Sam Houston (09/02/2023)
2	Emory Jones (Cincinnati) vs Eastern Ky. (09/02/2023)
2	Tawee Walker (Oklahoma) vs Arkansas St. (09/02/2023)
<b>Longest rush</b>	
74	Emani Bailey (TCU) vs Colorado (09/02/2023)
54	Corey Kiner (Cincinnati) vs Eastern Ky. (09/02/2023)
<b>Passing yards</b>	
345	Emory Jones (Cincinnati) vs Eastern Ky. (09/02/2023)
338	Tyler Shough (Texas Tech) at Wyoming (09/02/2023)
<b>Passing attempts</b>	
47	Tyler Shough (Texas Tech) at Wyoming (09/02/2023)
42	Chandler Morris (TCU) vs Colorado (09/02/2023)
<b>Passing TDs</b>	



**2023-24 Big 12 Football  
Conference Individual Game Highs  
All games**

5	Emory Jones (Cincinnati) vs Eastern Ky. (09/02/2023)
3	Tyler Shough (Texas Tech) at Wyoming (09/02/2023)
3	Quinn Ewers (Texas) vs Rice (09/02/2023)
3	John Rhys Plumlee (UCF) vs Kent St. (08/31/2023)
<b>Longest pass</b>	
65	Brady Lichtenberg (Cincinnati) vs Eastern Ky. (09/02/2023)
53	Blake Shapen (Baylor) vs Texas St. (09/02/2023)
<b>Passes completed</b>	
31	Tyler Shough (Texas Tech) at Wyoming (09/02/2023)
24	Chandler Morris (TCU) vs Colorado (09/02/2023)
<b>Had intercepted</b>	
2	Chandler Morris (TCU) vs Colorado (09/02/2023)
2	John Rhys Plumlee (UCF) vs Kent St. (08/31/2023)
<b>Pass completion pct</b>	
100	Treshaun Ward (Kansas St.) vs Southeast Mo. St. (09/02/2023) [1-1]
100	Brady Lichtenberg (Cincinnati) vs Eastern Ky. (09/02/2023) [4-4]
100	Jackson Arnold (Oklahoma) vs Arkansas St. (09/02/2023) [11-11]
<b>Pass yards/attempt</b>	
23.3	Brady Lichtenberg (Cincinnati) vs Eastern Ky. (09/02/2023) [93-4]
15	Emory Jones (Cincinnati) vs Eastern Ky. (09/02/2023) [345-23]
<b>Pass yards/catch</b>	
23.3	Brady Lichtenberg (Cincinnati) vs Eastern Ky. (09/02/2023) [93-4]
18.8	Sawyer Robertson (Baylor) vs Texas St. (09/02/2023) [113-6]
<b>Receiving yards</b>	
149	Xzavier Henderson (Cincinnati) vs Eastern Ky. (09/02/2023)
119	RJ Garcia II (Kansas St.) vs Southeast Mo. St. (09/02/2023)
<b>Receptions</b>	
9	Jaquaize Pettaway (Oklahoma) vs Arkansas St. (09/02/2023)
8	Jerand Bradley (Texas Tech) at Wyoming (09/02/2023)
<b>Yards per catch</b>	
66	Barry Jackson Jr. (Cincinnati) vs Eastern Ky. (09/02/2023) [1-65]
57	RJ Garcia II (Kansas St.) vs Southeast Mo. St. (09/02/2023) [5-119]
<b>Receiving TDs</b>	
2	Drake Dabney (Baylor) vs Texas St. (09/02/2023)
1	Jadon Jackson (Kansas St.) vs Southeast Mo. St. (09/02/2023)
1	Brennan Presley (Oklahoma St.) vs Central Ark. (09/02/2023)
1	Matthew Golden (Houston) vs UTSA (09/02/2023)
1	RJ Garcia II (Kansas St.) vs Southeast Mo. St. (09/02/2023)
1	Joseph Manjack IV (Houston) vs UTSA (09/02/2023)
1	Will Howard (Kansas St.) vs Southeast Mo. St. (09/02/2023)
1	Myles Price (Texas Tech) at Wyoming (09/02/2023)
1	Jayden York (Texas Tech) at Wyoming (09/02/2023)
1	Jerand Bradley (Texas Tech) at Wyoming (09/02/2023)
1	Aaron Turner (Cincinnati) vs Eastern Ky. (09/02/2023)
1	Xzavier Henderson (Cincinnati) vs Eastern Ky. (09/02/2023)
1	Barry Jackson Jr. (Cincinnati) vs Eastern Ky. (09/02/2023)
1	Payten Singletary (Cincinnati) vs Eastern Ky. (09/02/2023)
1	Dee Wiggins (Cincinnati) vs Eastern Ky. (09/02/2023)
1	Braden Smith (Cincinnati) vs Eastern Ky. (09/02/2023)
1	Jonathon Brooks (Texas) vs Rice (09/02/2023)
1	Ja'Tavion Sanders (Texas) vs Rice (09/02/2023)
1	Adonai Mitchell (Texas) vs Rice (09/02/2023)
1	Benjamin Brahmer (Iowa St.) vs UNI (09/02/2023)
1	Tyler Moore (Iowa St.) vs UNI (09/02/2023)
1	Drake Stoops (Oklahoma) vs Arkansas St. (09/02/2023)



**2023-24 Big 12 Football  
Conference Individual Game Highs  
All games**

1	Jared Wiley (TCU) vs Colorado (09/02/2023)
1	Jayden Gibson (Oklahoma) vs Arkansas St. (09/02/2023)
1	Dylan Wright (TCU) vs Colorado (09/02/2023)
1	Gavin Freeman (Oklahoma) vs Arkansas St. (09/02/2023)
1	Devin Neal (Kansas) vs Missouri St. (09/01/2023)
1	Luke Grimm (Kansas) vs Missouri St. (09/01/2023)
1	Alec Holler (UCF) vs Kent St. (08/31/2023)
1	Xavier Townsend (UCF) vs Kent St. (08/31/2023)
1	RJ Harvey (UCF) vs Kent St. (08/31/2023)
<b>Longest reception</b>	
65	Barry Jackson Jr. (Cincinnati) vs Eastern Ky. (09/02/2023)
53	Drake Dabney (Baylor) vs Texas St. (09/02/2023)
<b>Field goal attempts</b>	
5	Gino Garcia (Texas Tech) at Wyoming (09/02/2023)
4	Isaiah Hankins (Baylor) vs Texas St. (09/02/2023)
4	Bert Auburn (Texas) vs Rice (09/02/2023)
<b>Field goals made</b>	
3	Isaiah Hankins (Baylor) vs Texas St. (09/02/2023)
3	Bert Auburn (Texas) vs Rice (09/02/2023)
<b>Longest field goal</b>	
56	Chase Contreras (Iowa St.) vs UNI (09/02/2023)
54	Gino Garcia (Texas Tech) at Wyoming (09/02/2023)
<b>Field goal pct</b>	
100	Alex Hale (Oklahoma St.) vs Central Ark. (09/02/2023) [2-2]
100	Chris Tennant (Kansas St.) vs Southeast Mo. St. (09/02/2023) [1-1]
100	Carter Brown (Cincinnati) vs Eastern Ky. (09/02/2023) [1-1]
100	Chase Contreras (Iowa St.) vs UNI (09/02/2023) [1-1]
100	Zach Schmit (Oklahoma) vs Arkansas St. (09/02/2023) [1-1]
100	Seth Keller (Kansas) vs Missouri St. (09/01/2023) [2-2]
<b>PAT kicks attempted</b>	
9	Carter Brown (Cincinnati) vs Eastern Ky. (09/02/2023)
<b>PAT kicks made</b>	
9	Carter Brown (Cincinnati) vs Eastern Ky. (09/02/2023)
<b>PAT kicks pct</b>	
100	Will Ferrin (BYU) vs Sam Houston (09/02/2023) [2-2]
100	Michael Hayes (West Virginia) at Penn St. (09/02/2023) [1-1]
100	Isaiah Hankins (Baylor) vs Texas St. (09/02/2023) [2-2]
100	Alex Hale (Oklahoma St.) vs Central Ark. (09/02/2023) [3-3]
100	Leyton Simmering (Kansas St.) vs Southeast Mo. St. (09/02/2023) [1-1]
100	Chris Tennant (Kansas St.) vs Southeast Mo. St. (09/02/2023) [5-5]
100	Jack Martin (Houston) vs UTSA (09/02/2023) [2-2]
100	Gino Garcia (Texas Tech) at Wyoming (09/02/2023) [3-3]
100	Carter Brown (Cincinnati) vs Eastern Ky. (09/02/2023) [9-9]
100	Bert Auburn (Texas) vs Rice (09/02/2023) [4-4]
100	Chase Contreras (Iowa St.) vs UNI (09/02/2023) [3-3]
100	Griffin Kell (TCU) vs Colorado (09/02/2023) [6-6]
100	Gavin Marshall (Oklahoma) vs Arkansas St. (09/02/2023) [2-2]
100	Zach Schmit (Oklahoma) vs Arkansas St. (09/02/2023) [8-8]
100	Owen Piepergerdes (Kansas) vs Missouri St. (09/01/2023) [1-1]
100	Seth Keller (Kansas) vs Missouri St. (09/01/2023) [5-5]
100	Colton Boomer (UCF) vs Kent St. (08/31/2023) [8-8]
<b>Punts</b>	
9	Ryan Rehkow (BYU) vs Sam Houston (09/02/2023)
8	Tyler Perkins (Iowa St.) vs UNI (09/02/2023)
<b>Yards punted</b>	



**2023-24 Big 12 Football  
Conference Individual Game Highs  
All games**

447	Ryan Rehkow (BYU) vs Sam Houston (09/02/2023) [9-447]
378	Tyler Perkins (Iowa St.) vs UNI (09/02/2023) [8-378]
<b>Longest punt</b>	
70	Tyler Perkins (Iowa St.) vs UNI (09/02/2023)
<b>Punting avg</b>	
50	Josh Plaster (Oklahoma) vs Arkansas St. (09/02/2023) [50-1]
<b>Punt returns</b>	
5	Hobbs Nyberg (BYU) vs Sam Houston (09/02/2023)
3	Braden Smith (Cincinnati) vs Eastern Ky. (09/02/2023)
<b>Punt return yards</b>	
90	Gavin Freeman (Oklahoma) vs Arkansas St. (09/02/2023)
60	Jaylin Noel (Iowa St.) vs UNI (09/02/2023)
<b>Longest punt return</b>	
82	Gavin Freeman (Oklahoma) vs Arkansas St. (09/02/2023)
48	Malik Fleming (Houston) vs UTSA (09/02/2023)
<b>Punt return avg</b>	
48	Malik Fleming (Houston) vs UTSA (09/02/2023) [48-1]
45	Gavin Freeman (Oklahoma) vs Arkansas St. (09/02/2023) [90-2]
<b>Kick returns</b>	
6	Corey Gordon Jr. (Baylor) vs Texas St. (09/02/2023)
<b>Kick return yards</b>	
145	Corey Gordon Jr. (Baylor) vs Texas St. (09/02/2023)
140	Major Everhart (TCU) vs Colorado (09/02/2023)
<b>Kick return avg</b>	
35	Major Everhart (TCU) vs Colorado (09/02/2023) [140-4]
33	Phillip Brooks (Kansas St.) vs Southeast Mo. St. (09/02/2023) [33-1]
<b>Longest kick return</b>	
86	Major Everhart (TCU) vs Colorado (09/02/2023)
36	Corey Gordon Jr. (Baylor) vs Texas St. (09/02/2023)
<b>Kick return TDs</b>	
<b>Combined PR/KR yards</b>	
145	Corey Gordon Jr. (Baylor) vs Texas St. (09/02/2023) [0pr,145kr]
140	Major Everhart (TCU) vs Colorado (09/02/2023) [0pr,140kr]
<b>Interceptions</b>	
2	Jakob Robinson (BYU) vs Sam Houston (09/02/2023)
2	Malik Fleming (Houston) vs UTSA (09/02/2023)
2	Jeremiah Cooper (Iowa St.) vs UNI (09/02/2023)
<b>Interception return yds</b>	
88	Jeremiah Cooper (Iowa St.) vs UNI (09/02/2023)
19	Malik Fleming (Houston) vs UTSA (09/02/2023)
<b>Interception return avg</b>	
44	Jeremiah Cooper (Iowa St.) vs UNI (09/02/2023) [88-2]
9.5	Malik Fleming (Houston) vs UTSA (09/02/2023) [19-2]
<b>Longest interception rtn</b>	
58	Jeremiah Cooper (Iowa St.) vs UNI (09/02/2023)
19	Malik Fleming (Houston) vs UTSA (09/02/2023)
<b>All-purpose yards</b>	
175	Xzavier Henderson (Cincinnati) vs Eastern Ky. (09/02/2023)
164	Emani Bailey (TCU) vs Colorado (09/02/2023)
<b>Tackles</b>	
14	Jesiah Pierre (Texas Tech) at Wyoming (09/02/2023) [10-4]
<b>Sacks</b>	
2	Caleb Bacon (Iowa St.) vs UNI (09/02/2023) [0-2]
1.5	Nathan Latu (Oklahoma St.) vs Central Ark. (09/02/2023) [1-1]



2023-24 Big 12 Football  
Conference Individual Game Highs  
All games

1.5 Ethan Burke (Texas) vs Rice (09/02/2023) [1-1]

**Tackles for loss**

- 3 Austin Moore (Kansas St.) vs Southeast Mo. St. (09/02/2023) [2-2]
- 2 Xavier Ross (Oklahoma St.) vs Central Ark. (09/02/2023) [2-0]
- 2 Nickolas Martin (Oklahoma St.) vs Central Ark. (09/02/2023) [2-0]
- 2 Nate Matlack (Kansas St.) vs Southeast Mo. St. (09/02/2023) [2-0]
- 2 Daniel Grzesiak (Cincinnati) vs Eastern Ky. (09/02/2023) [2-0]
- 2 Eric Phillips (Cincinnati) vs Eastern Ky. (09/02/2023) [2-0]
- 2 Myles Purchase (Iowa St.) vs UNI (09/02/2023) [2-0]
- 2 Caleb Bacon (Iowa St.) vs UNI (09/02/2023) [2-0]
- 2 Jamoi Hodge (TCU) vs Colorado (09/02/2023) [2-0]
- 2 Hayden Hatcher (Kansas) vs Missouri St. (09/01/2023) [1-2]
- 2 Marvin Grant (Kansas) vs Missouri St. (09/01/2023) [2-0]





2023-24 Big 12 Football  
Conference Individual Game Highs  
All games

<b>200-Yard Rushing Performances</b>	
<b>100-Yard Rushing Performances</b>	
164	Emani Bailey (TCU) vs Colorado (09/02/2023)
128	DJ Giddens (Kansas St.) vs Southeast Mo. St. (09/02/2023)
105	Corey Kiner (Cincinnati) vs Eastern Ky. (09/02/2023)
100	Johnny Richardson (UCF) vs Kent St. (08/31/2023)
<b>Number of 100-Yard Rushing Performances</b>	
1	Emani Bailey, TCU
1	DJ Giddens, Kansas St.
1	Corey Kiner, Cincinnati
1	Johnny Richardson, UCF
<b>500-Yard Passing Performances</b>	
<b>400-Yard Passing Performances</b>	
<b>300-Yard Passing Performances</b>	
345	Emory Jones (Cincinnati) vs Eastern Ky. (09/02/2023)
338	Tyler Shough (Texas Tech) at Wyoming (09/02/2023)
308	Dillon Gabriel (Oklahoma) vs Arkansas St. (09/02/2023)
303	Blake Shapen (Baylor) vs Texas St. (09/02/2023)
<b>Number of 300-Yard Passing Performances</b>	
1	Emory Jones, Cincinnati
1	Tyler Shough, Texas Tech
1	Dillon Gabriel, Oklahoma
1	Blake Shapen, Baylor
<b>200-Yard Receiving Performances</b>	
<b>100-Yard Receiving Performances</b>	
149	Xzavier Henderson (Cincinnati) vs Eastern Ky. (09/02/2023)
119	RJ Garcia II (Kansas St.) vs Southeast Mo. St. (09/02/2023)
106	Samuel Brown (Houston) vs UTSA (09/02/2023)
101	Drake Dabney (Baylor) vs Texas St. (09/02/2023)
100	Ben Sinnott (Kansas St.) vs Southeast Mo. St. (09/02/2023)
<b>Number of 100-Yard Receiving Performances</b>	
1	Xzavier Henderson, Cincinnati
1	RJ Garcia II, Kansas St.
1	Samuel Brown, Houston
1	Drake Dabney, Baylor
1	Ben Sinnott, Kansas St.



**2023-24 Big 12 Football  
Team Highs  
All games**

<b>POINTS</b>	73	Oklahoma vs Arkansas St. (09/02/2023)
<b>POINTS SCORED KICKING</b>	13	Texas vs Rice (09/02/2023)
	13	Oklahoma vs Arkansas St. (09/02/2023)
<b>TOUCHDOWNS</b>	10	Oklahoma vs Arkansas St. (09/02/2023)
<b>TOTAL OFFENSE YARDS</b>	723	UCF vs Kent St. (08/31/2023)
<b>TOTAL OFFENSE PLAYS</b>	82	Oklahoma vs Arkansas St. (09/02/2023)
<b>TOTAL OFFENSE YARDS/PLAY</b>	9.4	Cincinnati vs Eastern Ky. (09/02/2023)
<b>RUSHING YARDS</b>	389	UCF vs Kent St. (08/31/2023)
<b>RUSHING ATTEMPTS</b>	49	Oklahoma vs Arkansas St. (09/02/2023)
<b>YARDS PER RUSH</b>	8.5	UCF vs Kent St. (08/31/2023)
<b>RUSHING TDS</b>	6	Oklahoma vs Arkansas St. (09/02/2023)
<b>LONGEST RUSH</b>	74	TCU vs Colorado (09/02/2023)
<b>PASSING YARDS</b>	438	Cincinnati vs Eastern Ky. (09/02/2023)
<b>PASSING ATTEMPTS</b>	48	Oklahoma St. vs Central Ark. (09/02/2023)
<b>PASSING TDS</b>	6	Cincinnati vs Eastern Ky. (09/02/2023)
<b>LONGEST PASS</b>	65	Cincinnati vs Eastern Ky. (09/02/2023)
<b>PASSES COMPLETED</b>	31	Texas Tech at Wyoming (09/02/2023)
<b>HAD INTERCEPTED</b>	2	TCU vs Colorado (09/02/2023)
	2	UCF vs Kent St. (08/31/2023)
<b>PASS COMPLETION PCT</b>	90.9	Oklahoma vs Arkansas St. (09/02/2023)
<b>PASSING YARDS/ATTEMPT</b>	16.2	Cincinnati vs Eastern Ky. (09/02/2023)
<b>YARDS PER CATCH</b>	19.0	Cincinnati vs Eastern Ky. (09/02/2023)
<b>FIELD GOAL ATTEMPTS</b>	5	Texas Tech at Wyoming (09/02/2023)
<b>FIELD GOALS MADE</b>	3	Baylor vs Texas St. (09/02/2023)
	3	Texas vs Rice (09/02/2023)
<b>LONGEST FIELD GOAL</b>	56	Iowa St. vs UNI (09/02/2023)
<b>FIELD GOAL PCT</b>	100.0	Kansas St. vs Southeast Mo. St. (09/02/2023)
	100.0	Oklahoma St. vs Central Ark. (09/02/2023)
	100.0	Cincinnati vs Eastern Ky. (09/02/2023)
	100.0	Iowa St. vs UNI (09/02/2023)
	100.0	Oklahoma vs Arkansas St. (09/02/2023)
	100.0	Kansas vs Missouri St. (09/01/2023)
<b>PAT KICKS ATTEMPTED</b>	10	Oklahoma vs Arkansas St. (09/02/2023)
<b>PAT KICKS MADE</b>	10	Oklahoma vs Arkansas St. (09/02/2023)
<b>PAT KICKS PCT</b>	100.0	BYU vs Sam Houston (09/02/2023)
	100.0	West Virginia at Penn St. (09/02/2023)
	100.0	Kansas St. vs Southeast Mo. St. (09/02/2023)
	100.0	Oklahoma St. vs Central Ark. (09/02/2023)
	100.0	Baylor vs Texas St. (09/02/2023)
	100.0	Houston vs UTSA (09/02/2023)
	100.0	Texas Tech at Wyoming (09/02/2023)
	100.0	Cincinnati vs Eastern Ky. (09/02/2023)
	100.0	Texas vs Rice (09/02/2023)
	100.0	TCU vs Colorado (09/02/2023)
	100.0	Oklahoma vs Arkansas St. (09/02/2023)
	100.0	Kansas vs Missouri St. (09/01/2023)
	100.0	UCF vs Kent St. (08/31/2023)
<b>2 POINTS PATS MADE</b>	1	West Virginia at Penn St. (09/02/2023)
	1	Baylor vs Texas St. (09/02/2023)
<b>PUNTS</b>	9	BYU vs Sam Houston (09/02/2023)
<b>LONGEST PUNT</b>	70	Iowa St. vs UNI (09/02/2023)
<b>YARDS PUNTED</b>	447	BYU vs Sam Houston (09/02/2023)
<b>PUNTING AVG</b>	50.0	Oklahoma vs Arkansas St. (09/02/2023)
<b>PUNT RETURNS</b>	5	BYU vs Sam Houston (09/02/2023)
<b>PUNT RETURN YARDS</b>	90	Oklahoma vs Arkansas St. (09/02/2023)



**2023-24 Big 12 Football**  
**Team Highs**  
**All games**

<b>PUNT RETURN AVG</b>	48.0	Houston vs UTSA (09/02/2023)
<b>LONGEST PUNT RETURN</b>	82	Oklahoma vs Arkansas St. (09/02/2023)
<b>KICK RETURN</b>	6	Baylor vs Texas St. (09/02/2023)
<b>KICK RETURN YARDS</b>	150	TCU vs Colorado (09/02/2023)
<b>KICK RETURN AVERAGE</b>	33.0	Kansas St. vs Southeast Mo. St. (09/02/2023)
<b>LONGEST KICK RETURN</b>	86	TCU vs Colorado (09/02/2023)
<b>KICK RETURN TDS</b>	0	BYU vs Sam Houston (09/02/2023)
	0	West Virginia at Penn St. (09/02/2023)
	0	Kansas St. vs Southeast Mo. St. (09/02/2023)
	0	Oklahoma St. vs Central Ark. (09/02/2023)
	0	Baylor vs Texas St. (09/02/2023)
	0	Houston vs UTSA (09/02/2023)
	0	Texas Tech at Wyoming (09/02/2023)
	0	Cincinnati vs Eastern Ky. (09/02/2023)
	0	Texas vs Rice (09/02/2023)
	0	Iowa St. vs UNI (09/02/2023)
	0	TCU vs Colorado (09/02/2023)
	0	Oklahoma vs Arkansas St. (09/02/2023)
	0	Kansas vs Missouri St. (09/01/2023)
	0	UCF vs Kent St. (08/31/2023)
<b>INTERCEPTIONS</b>	3	BYU vs Sam Houston (09/02/2023)
	3	Houston vs UTSA (09/02/2023)
<b>INTERCEPTION RETURN YARDS</b>	88	Iowa St. vs UNI (09/02/2023)
<b>INTERCEPTION RETURN AVERAGE</b>	44.0	Iowa St. vs UNI (09/02/2023)
<b>LONGEST INTERCEPTION RETURN</b>	58	Iowa St. vs UNI (09/02/2023)
<b>INTERCEPTION RETURN TDS</b>	1	Iowa St. vs UNI (09/02/2023)
<b>FUMBLES LOST</b>	1	Baylor vs Texas St. (09/02/2023)
	1	Cincinnati vs Eastern Ky. (09/02/2023)
	1	Kansas vs Missouri St. (09/01/2023)
	1	UCF vs Kent St. (08/31/2023)
<b>FUMBLES RECOVERED</b>	2	Baylor vs Texas St. (09/02/2023)
	2	Texas Tech at Wyoming (09/02/2023)
<b>SACKED BY OPP</b>	3	West Virginia at Penn St. (09/02/2023)
	3	Baylor vs Texas St. (09/02/2023)
	3	Houston vs UTSA (09/02/2023)
	3	Texas Tech at Wyoming (09/02/2023)
<b>QB SACKS</b>	5	Texas Tech at Wyoming (09/02/2023)
<b>TURNOVERS COMMITTED</b>	3	UCF vs Kent St. (08/31/2023)
<b>TURNOVERS CAUSED</b>	3	BYU vs Sam Houston (09/02/2023)
	3	Houston vs UTSA (09/02/2023)
	3	Cincinnati vs Eastern Ky. (09/02/2023)
	3	Texas vs Rice (09/02/2023)
<b>KICKS BLOCKED</b>	1	Texas Tech at Wyoming (09/02/2023)
<b>FIRST DOWNS</b>	16	Oklahoma vs Arkansas St. (09/02/2023)
<b>1ST DOWN RUSHING</b>	17	UCF vs Kent St. (08/31/2023)
<b>1ST DOWN PASSING</b>	19	Texas Tech at Wyoming (09/02/2023)
<b>1ST DOWN BY PENALTY</b>	5	Oklahoma vs Arkansas St. (09/02/2023)
<b>PENALTIES</b>	10	TCU vs Colorado (09/02/2023)
<b>PENALTIES YARDS</b>	81	Iowa St. vs UNI (09/02/2023)



2023-24 Big 12 Football  
Team Lows  
All games

<b>TOTAL OFFENSE YARDS</b>	250	Iowa St. vs UNI (09/02/2023)
<b>TOTAL OFFENSE YARDS/PLAY</b>	3.8	BYU vs Sam Houston (09/02/2023)
<b>RUSHING YARDS</b>	93	Texas Tech at Wyoming (09/02/2023)
<b>RUSHING ATTEMPTS</b>	27	Iowa St. vs UNI (09/02/2023)
<b>YARDS PER RUSH</b>	2.7	Houston vs UTSA (09/02/2023)
<b>LONGEST RUSH</b>	12	Texas Tech at Wyoming (09/02/2023)
<b>PASSING ATTEMPTS</b>	18	Iowa St. vs UNI (09/02/2023)
<b>PASSING YARDS</b>	116	Iowa St. vs UNI (09/02/2023)
<b>YARDS PER COMPLETION</b>	7.3	BYU vs Sam Houston (09/02/2023)
<b>PASSES COMPLETED</b>	14	Iowa St. vs UNI (09/02/2023)
<b>PASS COMPLETION PCT</b>	57.1	TCU vs Colorado (09/02/2023)
<b>LONGEST PASS</b>	18	BYU vs Sam Houston (09/02/2023)
<b>FIRST DOWNS</b>	2	BYU vs Sam Houston (09/02/2023)
<b>1ST DOWN RUSHING</b>	4	Baylor vs Texas St. (09/02/2023)
	4	Iowa St. vs UNI (09/02/2023)
<b>1ST DOWN PASSING</b>	4	Iowa St. vs UNI (09/02/2023)
<b>1ST DOWN BY PENALTY</b>	0	BYU vs Sam Houston (09/02/2023)
	0	West Virginia at Penn St. (09/02/2023)
	0	Texas Tech at Wyoming (09/02/2023)
	0	Cincinnati vs Eastern Ky. (09/02/2023)
<b>PENALTIES</b>	3	Houston vs UTSA (09/02/2023)
	3	Kansas vs Missouri St. (09/01/2023)
<b>PENALTIES YARDS</b>	25	Houston vs UTSA (09/02/2023)



2023-24 Big 12 Football  
Standings  
All games

Team	Overall	Pct.	Conference	Pct.	PF	PA	Home	Away	Neut	Streak
BYU	1-0	1.000	0-0	.000	14	0	1-0	0-0	0-0	W 1
Kansas	1-0	1.000	0-0	.000	48	17	1-0	0-0	0-0	W 1
Oklahoma	1-0	1.000	0-0	.000	73	0	1-0	0-0	0-0	W 1
Texas	1-0	1.000	0-0	.000	37	10	1-0	0-0	0-0	W 1
Kansas St.	1-0	1.000	0-0	.000	45	0	1-0	0-0	0-0	W 1
UCF	1-0	1.000	0-0	.000	56	6	1-0	0-0	0-0	W 1
Iowa St.	1-0	1.000	0-0	.000	30	9	1-0	0-0	0-0	W 1
Cincinnati	1-0	1.000	0-0	.000	66	13	1-0	0-0	0-0	W 1
Oklahoma St.	1-0	1.000	0-0	.000	27	13	1-0	0-0	0-0	W 1
Houston	1-0	1.000	0-0	.000	17	14	1-0	0-0	0-0	W 1
West Virginia	0-1	.000	0-0	.000	15	38	0-0	0-1	0-0	L 1
Texas Tech	0-1	.000	0-0	.000	33	35	0-0	0-1	0-0	L 1
Baylor	0-1	.000	0-0	.000	31	42	0-1	0-0	0-0	L 1
TCU	0-1	.000	0-0	.000	42	45	0-1	0-0	0-0	L 1