

2023 FOOTBALL

CONFERENCE STANDINGS

Week 3 | Joni Lehmann | 469-524-1022 | joni@Big12Sports.com











| | BIG 12 GAMES | | | | OVERALL | | | | Home | Road | Neutral | Streak | vs. Top 10 | vs. Top 25 |
|----------------|--------------|------|----|----|---------|-------|-----|----|------|------|---------|--------|------------|------------|
| | W-L | Pct. | PF | PA | W-L | Pct. | PF | PA | | | | | | |
| BYU | 0-0 | .000 | - | - | 2-0 | 1.000 | 55 | 16 | 2-0 | - | - | W6 | - | - |
| UCF | 0-0 | .000 | - | - | 2-0 | 1.000 | 74 | 22 | 1-0 | 1-0 | - | W2 | - | - |
| Cincinnati | 0-0 | .000 | - | - | 2-0 | 1.000 | 93 | 34 | 1-0 | 1-0 | - | W2 | - | - |
| Kansas | 0-0 | .000 | - | - | 2-0 | 1.000 | 82 | 40 | 2-0 | - | - | W2 | - | - |
| Kansas State | 0-0 | .000 | - | - | 2-0 | 1.000 | 87 | 13 | 2-0 | - | - | W2 | - | - |
| Oklahoma | 0-0 | .000 | - | - | 2-0 | 1.000 | 101 | 11 | 2-0 | - | - | W2 | - | - |
| Oklahoma State | 0-0 | .000 | - | - | 2-0 | 1.000 | 54 | 28 | 1-0 | 1-0 | - | W2 | - | - |
| Texas | 0-0 | .000 | - | - | 2-0 | 1.000 | 71 | 34 | 1-0 | 1-0 | - | W2 | 1-0 | 1-0 |
| Houston | 0-0 | .000 | - | - | 1-1 | .500 | 58 | 57 | 1-0 | 0-1 | - | L1 | - | - |
| Iowa State | 0-0 | .000 | - | - | 1-1 | .500 | 43 | 29 | 1-1 | - | - | L1 | - | - |
| TCU | 0-0 | .000 | - | - | 1-1 | .500 | 83 | 51 | 1-1 | - | - | W1 | - | - |
| West Virginia | 0-0 | .000 | - | - | 1-1 | .500 | 71 | 55 | 1-0 | 0-1 | - | W1 | 0-1 | 0-1 |
| Baylor | 0-0 | .000 | - | - | 0-2 | .000 | 44 | 62 | 0-2 | - | - | L6 | - | 0-1 |
| Texas Tech | 0-0 | .000 | - | - | 0-2 | .000 | 63 | 73 | 0-1 | 0-1 | - | L2 | - | 0-1 |

THIS WEEK'S SCHEDULE

| | CT |
|---|------------|
| Iowa State at Ohio (ESPNU) | 11:00 a.m. |
| No. 15/15 Kansas State at Missouri (SEC Network) | 11:00 a.m. |
| Long Island at Baylor (Big 12 Now on ESPN+) | 11:00 a.m. |
| No. 19/16 Oklahoma at Tulsa (ESPN2) | 2:30 p.m. |
| Villanova at UCF (Big 12 Now on ESPN+) | 5:30 p.m. |
| Miami (OH) at Cincinnati (Big 12 Now on ESPN+) | 6:00 p.m. |
| South Alabama at Oklahoma State (Big 12 Now on ESPN+) | 6:00 p.m. |
| Tarleton State at Texas Tech (Big 12 Now on ESPN+) | 6:00 p.m. |
| Pittsburgh at West Virginia (ABC) | 6:30 p.m. |
| BYU at Arkansas (ESPN2) | 6:30 p.m. |
| TCU at Houston* (FOX) | 7:00 p.m. |
| Wyoming at No. 4/6 Texas (Longhorn Network) | 7:00 p.m. |
| Kansas at Nevada (CBSSN) | 9:30 p.m. |

* Denotes Big 12 game.
All times listed as Central.
Rankings listed as AP/Coaches.

CONFERENCE NEWS & NOTES

-  TCU will travel to Houston this week in the Big 12's conference opener and UH's first league game as a member of the Big 12. The Horned Frogs are tied for second in the nation with a six-game conference road win streak. Non-conference play will wrap up for the other league teams.
-  "Big 12 Homecoming" will make its debut Thursday-Saturday on the Houston campus with three days of entertainment and community engagement. [Click here](#) for additional information.
-  No. 4 Texas jumped seven spots in the AP Poll after winning at No. 3 Alabama for its highest ranking since finishing No. 2 in 2009. This week's rankings are No. 4/6 Texas, No. 15/15 K-State and No. 19/16 Oklahoma. TCU, Kansas, Cincinnati, Oklahoma State and UCF received votes.
-  After two weeks, the Big 12 is 20-8 (.714) in non-conference games. A nation-high-tying eight teams are undefeated - BYU, UCF, Cincinnati, Kansas, K-State, Oklahoma, Oklahoma State and Texas.
-  The Big 12 captured both of the Week 2 Walter Camp National Players of the Week as Texas QB Quinn Ewers picked up the offensive award after the win over Alabama and Oklahoma LB Danny Stutsman collected the defensive honor with the Sooners' win against SMU.
-  Ewers (offensive) and Stutsman (defensive) were also named Big 12 Players of the Week along with UT wide receiver Adonai Mitchell (newcomer) and UCF kicker Colton Boomer (special teams).
-  Texas was named the Cheez-It National Team of the Week for the sixth time since the award was established in 2002.
-  The Big 12 ranks second nationally with five of the 22 teams that are averaging 100% or over in home stadium capacity. TCU is third among all teams at 106.85 capacity followed by 6. Oklahoma (104.46), 8. K-State (104.01), 11. Cincinnati (101.85) and tie 22. Oklahoma State (100). Twelve of 14 Big 12 teams are averaging over 92 percent capacity.
-  The Big 12 is tied for the nation's lead with 20 interceptions.
-  The Big 12 is second among conferences in total touchdowns (122) and passing yards a game (276.1) as well as third in total offense (451.4) and rushing (175.3).

- Notes continued on page 5 -

**Weekly National Rankings
(AP/Coaches/CFP)**

| | BU | BYU | UCF | UC | UH | ISU | KU | K-State | OU | OSU | TCU | UT | TTU | WVU |
|-----------|-----------|------------|------------|-----------|-----------|------------|-----------|----------------|-----------|------------|------------|-----------|------------|------------|
| Preseason | RV/RV | -/RV | - | - | -/RV | - | RV/RV | 16/17 | 20/19 | -/RV | 17/16 | 11/12 | RV/24 | - |
| 9/5 | - | - | RV/RV | RV/- | - | RV/- | -/RV | 15/15 | 18/17 | -/RV | RV/RV | 11/10 | RV/RV | - |
| 9/11 | - | - | -/RV | RV/RV | - | - | RV/RV | 15/15 | 19/16 | RV/RV | RV/RV | 4/6 | - | - |
| 9/18 | | | | | | | | | | | | | | |
| 9/25 | | | | | | | | | | | | | | |
| 10/2 | | | | | | | | | | | | | | |
| 10/9 | | | | | | | | | | | | | | |
| 10/16 | | | | | | | | | | | | | | |
| 10/23 | | | | | | | | | | | | | | |
| 10/30 | | | | | | | | | | | | | | |
| 11/6 | | | | | | | | | | | | | | |
| 11/13 | | | | | | | | | | | | | | |
| 11/20 | | | | | | | | | | | | | | |
| 11/27 | | | | | | | | | | | | | | |
| 12/4 | | | | | | | | | | | | | | |
| Final | | | | | | | | | | | | | | |

WEEKLY AWARDS

| | <u>Offense</u> | <u>Defense</u> |
|-------|--------------------------|-------------------------------|
| 9/4 | Emory Jones, UC, QB, Sr. | Jeremiah Cooper, ISU, DB, So. |
| 9/11 | Quinn Ewers, UT, QB, So. | Danny Stutsman, OU, LB, Jr. |
| 9/18 | | |
| 9/25 | | |
| 10/2 | | |
| 10/9 | | |
| 10/16 | | |
| 10/23 | | |
| 10/30 | | |
| 11/6 | | |
| 11/13 | | |
| 11/20 | | |
| 11/27 | | |

| | <u>Special Teams</u> | <u>Newcomer</u> |
|-------|--|------------------------------|
| 9/4 | Ryan Rehow, BYU, P, Jr. Gavin Freeman, OU, WR/PR, So. | Emory Jones, UC, QB, Sr. |
| 9/11 | Colton Boomer, UCF, K, So. | Adonai Mitchell, UT, WR, Jr. |
| 9/18 | | |
| 9/25 | | |
| 10/2 | | |
| 10/9 | | |
| 10/16 | | |
| 10/23 | | |
| 10/30 | | |
| 11/6 | | |
| 11/13 | | |
| 11/20 | | |
| 11/27 | | |

Big 12 CHAMPIONS

- 1996 - Texas (Nebraska)
- 1997 - Nebraska (Texas A&M)
- 1998 - Texas A&M (K-State)
- 1999 - Nebraska (Texas)
- 2000 - Oklahoma (K-State)
- 2001 - Colorado (Texas)
- 2002 - Oklahoma (Colorado)
- 2003 - Kansas State (Oklahoma)
- 2004 - Oklahoma (Colorado)
- 2005 - Texas (Colorado)
- 2006 - Oklahoma (Nebraska)
- 2007 - Oklahoma (Missouri)
- 2008 - Oklahoma (Missouri)
- 2009 - Texas (Nebraska)
- 2010 - Oklahoma (Nebraska)
- 2011 - Oklahoma State**
- 2012 - Kansas State/Oklahoma**
- 2013 - Baylor**
- 2014 - Baylor/TCU**
- 2015 - Oklahoma**
- 2016 - Oklahoma**
- 2017 - Oklahoma (TCU)
- 2018 - Oklahoma (Texas)
- 2019 - Oklahoma (Baylor)
- 2020 - Oklahoma (Iowa State)
- 2021 - Baylor (Oklahoma State)
- 2022 - Kansas State (TCU)

***A Championship Game was not played from 2011-16 seasons. Opponent in parenthesis.*

Big 12 BOWL PARTNERS

(listed in order of selection)

- Allstate Sugar
- Valero Alamo
- Pop-Tarts
- TaxAct Texas
- AutoZone Liberty
- Guaranteed Rate
- Lockheed Martin Armed Forces Bowl*/SERVPRO
- First Responders Bowl*
- Radiance Technologies Independence Bowl

* Game is a "flex pick" for the seventh selection after CFP.

The Big 12 champion will earn the Conference's automatic berth for its CFP contract bowl slot.

In the event the Big 12 Champion is displaced from the Sugar Bowl to participate in the College Football Playoff Semifinals, the championship game runner-up shall serve as the Sugar Bowl replacement team.

VERSUS OTHER CONFERENCES

| | All-Time | | | 2023 | | |
|----------------|------------|------------|-------------|-----------|----------|-------------|
| | <u>W</u> | <u>L</u> | <u>Pct.</u> | <u>W</u> | <u>L</u> | <u>Pct.</u> |
| American | 96 | 26 | .792 | 3 | 1 | .750 |
| ACC | 46 | 48 | .484 | 1 | 0 | .000 |
| Big Ten | 56 | 60 | .487 | 0 | 2 | .000 |
| Conference USA | 139 | 15 | .902 | 1 | 0 | 1.000 |
| Independents | 15 | 15 | .500 | 0 | 0 | .000 |
| MAC | 58 | 15 | .795 | 1 | 0 | 1.000 |
| Mountain West | 79 | 24 | .772 | 1 | 1 | .500 |
| Pac-12 | 69 | 57 | .553 | 1 | 3 | .250 |
| SEC | 44 | 60 | .417 | 1 | 0 | 1.000 |
| Sun Belt | 78 | 11 | .885 | 2 | 1 | .667 |
| Non-FBS | 171 | 15 | .921 | 8 | 0 | 1.000 |
| Total | 854 | 343 | .713 | 20 | 8 | .714 |

All-time totals are based on current conference affiliation.

BAYLOR (0-2, 0-0 Big 12)

| Date | Opponent | Time (CT) | Attend | BU | | | OPP | | |
|------|--------------------------|------------|--------|-----|----|----|-----|----|---|
| | | | | CFP | AP | C | CFP | AP | C |
| S2 | Texas State (Big 12 Now) | L 31-42 | 44,945 | | RV | RV | | | |
| S9 | Utah (ESPN) | L 13-20 | 43,732 | | | | 12 | 12 | |
| S16 | Long Island (Big 12 Now) | 11:00 a.m. | | | | | | | |
| S23 | Texas* (ABC) | 6:30 p.m. | | | | | | | |
| S30 | at UCF* | | | | | | | | |
| 07 | Texas Tech* | | | | | | | | |
| 014 | Open | | | | | | | | |
| 021 | at Cincinnati* | | | | | | | | |
| 028 | Iowa State* | | | | | | | | |
| N4 | Houston* | | | | | | | | |
| N11 | at K-State* | | | | | | | | |
| N18 | at TCU* | | | | | | | | |
| N25 | West Virginia* | | | | | | | | |

*Big 12 Game

BYU (2-0, 0-0 Big 12)

| Date | Opponent | Time (MT) | Attend | BYU | | | OPP | | |
|------|----------------------|-----------|--------|-----|----|---|-----|----|---|
| | | | | CFP | AP | C | CFP | AP | C |
| S2 | Sam Houston (FSI) | W 14-0 | 59,006 | | | | RV | RV | |
| S9 | S. Utah (Big 12 Now) | W 41-16 | 60,834 | | | | RV | RV | |
| S16 | at Arkansas (ESPN2) | 6:30 p.m. | | | | | | | |
| S23 | at Kansas* (ESPN) | 1:30 p.m. | | | | | | | |
| S29 | Cincinnati* (ESPN) | 8:15 p.m. | | | | | | | |
| 07 | Open | | | | | | | | |
| 014 | at TCU* | | | | | | | | |
| 021 | Texas Tech* | | | | | | | | |
| 028 | at Texas* | | | | | | | | |
| N4 | at West Virginia* | | | | | | | | |
| N11 | Iowa State* | | | | | | | | |
| N18 | Oklahoma* | | | | | | | | |
| N25 | at Oklahoma State* | | | | | | | | |

*Big 12 Game

UCF (2-0, 0-0 Big 12)

| Date | Opponent | Time (ET) | Attend | UCF | | | OPP | | |
|------|------------------------|-----------|--------|-----|----|----|-----|----|---|
| | | | | CFP | AP | C | CFP | AP | C |
| A31 | Kent State (FSI) | W 56-6 | 44,088 | | | | | | |
| S9 | at Boise State (FSI) | W 18-16 | 36,447 | | | RV | RV | | |
| S16 | Villanova (Big 12 Now) | 6:30 p.m. | | | | | RV | | |
| S23 | at K-State* (FSI) | 8:00 p.m. | | | | | | | |
| S30 | Baylor* | | | | | | | | |
| 07 | at Kansas* | | | | | | | | |
| 014 | Open | | | | | | | | |
| 021 | at Oklahoma* | | | | | | | | |
| 028 | West Virginia* | | | | | | | | |
| N4 | at Cincinnati* | | | | | | | | |
| N11 | Oklahoma State* | | | | | | | | |
| N18 | at Texas Tech* | | | | | | | | |
| N25 | Houston* | | | | | | | | |

*Big 12 Game

CINCINNATI (2-0, 0-0 Big 12)

| Date | Opponent | Time (ET) | Attend | UC | | | OPP | | |
|------|--------------------------|-----------|--------|-----|----|---|-----|----|---|
| | | | | CFP | AP | C | CFP | AP | C |
| S2 | E. Kentucky (Big 12 Now) | W 66-13 | 38,193 | | | | | | |
| S9 | at Pitt (The CW) | W 27-21 | 49,398 | | | | RV | | |
| S16 | Miami - OH (Big 12 Now) | 7:00 p.m. | | | | | RV | RV | |
| S23 | Oklahoma* (FOX) | Noon | | | | | | | |
| S29 | at BYU* (ESPN) | 9:15 p.m. | | | | | | | |
| 07 | Open | | | | | | | | |
| 014 | Iowa State* | | | | | | | | |
| 021 | Baylor* | | | | | | | | |
| 028 | at Oklahoma State* | | | | | | | | |
| N4 | UCF* | | | | | | | | |
| N11 | at Houston* | | | | | | | | |
| N18 | at West Virginia* | | | | | | | | |
| N25 | Kansas* | | | | | | | | |

*Big 12 Game

HOUSTON (1-1, 0-0 Big 12)

| Date | Opponent | Time (CT) | Attend | UH | | | OPP | | |
|------|--------------------------|-------------|--------|-----|----|---|-----|----|---|
| | | | | CFP | AP | C | CFP | AP | C |
| S2 | UTSA (FSI) | W 17-14 | 37,862 | | | | RV | | |
| S9 | at Rice (NFL Network) | L 41-43 2OT | 23,425 | | | | | | |
| S16 | TCU* (FOX) | 7:00 p.m. | | | | | RV | RV | |
| S23 | Sam Houston (Big 12 Now) | 6:00 p.m. | | | | | | | |
| S30 | at Texas Tech* | | | | | | | | |
| 07 | Open | | | | | | | | |
| 012 | West Virginia* (FSI) | 6:00 p.m. | | | | | | | |
| 021 | Texas* | | | | | | | | |
| 028 | at K-State* | | | | | | | | |
| N4 | at Baylor* | | | | | | | | |
| N11 | Cincinnati* | | | | | | | | |
| N18 | Oklahoma State* | | | | | | | | |
| N25 | at UCF* | | | | | | | | |

*Big 12 Game

IOWA STATE (1-1, 0-0 Big 12)

| Date | Opponent | Time (CT) | Attend | ISU | | | OPP | | |
|------|-----------------------|------------|--------|-----|----|----|-----|----|----|
| | | | | CFP | AP | C | CFP | AP | C |
| S2 | UNI (Big 12 Now) | W 30-9 | 58,248 | | | | | | |
| S9 | Iowa (FOX) | L 13-20 | 61,500 | | | RV | | RV | RV |
| S16 | at Ohio (ESPNU) | 11:00 a.m. | | | | | | | |
| S23 | Oklahoma State* (FSI) | 3:00 p.m. | | | | | | | |
| S30 | at Oklahoma* | | | | | | | | |
| 07 | TCU* | | | | | | | | |
| 014 | at Cincinnati* | | | | | | | | |
| 021 | Open | | | | | | | | |
| 028 | at Baylor* | | | | | | | | |
| N4 | Kansas* | | | | | | | | |
| N11 | at BYU* | | | | | | | | |
| N18 | Texas* | | | | | | | | |
| N25 | at K-State* | | | | | | | | |

*Big 12 Game

KANSAS (2-0, 0-0 Big 12)

| Date | Opponent | Time (CT) | Attend | KU | | | OPP | | |
|------|-----------------------------|-----------|--------|-----|----|----|-----|----|----|
| | | | | CFP | AP | C | CFP | AP | C |
| S1 | Missouri State (Big 12 Now) | W 48-17 | 41,091 | | RV | RV | | | |
| S8 | Illinois (ESPN2) | W 34-23 | 45,809 | | RV | RV | | RV | RV |
| S16 | at Nevada (CBSSN) | 9:30 p.m. | | | RV | RV | | | |
| S23 | BYU* (ESPN) | 2:30 p.m. | | | | | | | |
| S30 | at Texas* | | | | | | | | |
| O7 | UCF* | | | | | | | | |
| O14 | at Oklahoma State* | | | | | | | | |
| O21 | Open | | | | | | | | |
| O28 | Oklahoma* | | | | | | | | |
| N4 | at Iowa State* | | | | | | | | |
| N11 | Texas Tech* | | | | | | | | |
| N18 | K-State* | | | | | | | | |
| N25 | at Cincinnati* | | | | | | | | |

*Big 12 Game

K-STATE (2-0, 0-0 Big 12)

| Date | Opponent | Time (CT) | Attend | K-State | | | OPP | | |
|------|------------------------------|------------|--------|---------|----|----|-----|----|----|
| | | | | CFP | AP | C | CFP | AP | C |
| S2 | SE Missouri St. (Big 12 Now) | W 45-0 | 52,066 | | 16 | 17 | | | |
| S9 | Troy* (FSI) | W 42-13 | 51,940 | | 15 | 15 | | | |
| S16 | at Missouri (SECN) | 11:00 a.m. | | | 15 | 15 | | | RV |
| S23 | UCF* (FSI) | 7:00 p.m. | | | | | | | |
| S30 | Open | | | | | | | | |
| O6 | at Oklahoma State* (ESPN) | 6:30 p.m. | | | | | | | |
| O14 | at Texas Tech* | | | | | | | | |
| O21 | TCU* | | | | | | | | |
| O28 | Houston* | | | | | | | | |
| N4 | at Texas | | | | | | | | |
| N11 | Baylor* | | | | | | | | |
| N18 | at Kansas* | | | | | | | | |
| N25 | Iowa State* | | | | | | | | |

*Big 12 Game

OKLAHOMA (2-0, 0-0 Big 12)

| Date | Opponent | Time (CT) | Attend | OU | | | OPP | | |
|------|-----------------------|------------|--------|-----|----|----|-----|----|----|
| | | | | CFP | AP | C | CFP | AP | C |
| S2 | Arkansas State (ESPN) | W 73-0 | 83,221 | | 20 | 19 | | | |
| S9 | SMU (ESPN+) | W 28-11 | 84,186 | | 18 | 17 | | | RV |
| S16 | at Tulsa (ESPN2) | 2:30 p.m. | | | 19 | 16 | | | |
| S23 | at Cincinnati* (FOX) | 11:00 a.m. | | | | | | | |
| S30 | Iowa State* | | | | | | | | |
| O7 | vs. Texas* (ABC) | | | | | | | | |
| O14 | Open | | | | | | | | |
| O21 | UCF* | | | | | | | | |
| O28 | at Kansas* | | | | | | | | |
| N4 | at Oklahoma State* | | | | | | | | |
| N11 | West Virginia* | | | | | | | | |
| N18 | at BYU* | | | | | | | | |
| N24 | TCU* (FOX) | 11:00 a.m. | | | | | | | |

*Big 12 Game

OKLAHOMA STATE (2-0, 0-0 Big 12)

| Date | Opponent | Time (CT) | Attend | OSU | | | OPP | | |
|------|-------------------------|-----------|--------|-----|----|----|-----|----|---|
| | | | | CFP | AP | C | CFP | AP | C |
| S2 | UCA (Big 12 Now) | W 27-13 | 53,855 | | | RV | | | |
| S9 | at Arizona State (FSI) | W 27-15 | 42,569 | | | RV | | | |
| S16 | S. Alabama (Big 12 Now) | 6:00 p.m. | | | | RV | RV | | |
| S23 | at Iowa State* (FSI) | 3:00 p.m. | | | | | | | |
| S30 | Open | | | | | | | | |
| O6 | K-State* (ESPN) | 6:30 p.m. | | | | | | | |
| O14 | Kansas* | | | | | | | | |
| O21 | at West Virginia* | | | | | | | | |
| O28 | Cincinnati* | | | | | | | | |
| N4 | Oklahoma* | | | | | | | | |
| N11 | at UCF* | | | | | | | | |
| N18 | at Houston* | | | | | | | | |
| N25 | BYU* | | | | | | | | |

*Big 12 Game

TCU (1-1, 0-0 Big 12)

| Date | Opponent | Time (CT) | Attend | TCU | | | OPP | | |
|------|-----------------------|------------|--------|-----|----|----|-----|----|---|
| | | | | CFP | AP | C | CFP | AP | C |
| S2 | Colorado (FOX) | L 42-45 | 53,294 | | 17 | 16 | | | |
| S9 | Nicholls (Big 12 Now) | W 41-6 | 45,010 | | RV | RV | | | |
| S16 | at Houston* (FOX) | 7:00 p.m. | | | RV | RV | | | |
| S23 | SMU (FSI) | 11:00 a.m. | | | | | | | |
| S30 | West Virginia* | | | | | | | | |
| O7 | at Iowa State* | | | | | | | | |
| O14 | BYU* | | | | | | | | |
| O21 | at K-State* | | | | | | | | |
| O28 | Open | | | | | | | | |
| N2 | at Texas Tech (FSI) | 6:00 p.m. | | | | | | | |
| N11 | Texas* | | | | | | | | |
| N18 | Baylor* | | | | | | | | |
| N24 | at Oklahoma* (FOX) | 11:00 a.m. | | | | | | | |

*Big 12 Game

TEXAS (2-0, 0-0 Big 12)

| Date | Opponent | Time (CT) | Attend | UT | | | OPP | | |
|------|---------------------|-----------|---------|-----|----|----|-----|----|----|
| | | | | CFP | AP | C | CFP | AP | C |
| S2 | Rice (FOX) | W 37-10 | 98,017 | | 11 | 12 | | | |
| S9 | at Alabama (ESPN) | W 34-24 | 100,077 | | 11 | 10 | | 3 | 3 |
| S16 | Wyoming (LHN) | 7:00 p.m. | | | 4 | 6 | | | RV |
| S23 | at Baylor* (ABC) | 6:30 p.m. | | | | | | | |
| S30 | Kansas* | | | | | | | | |
| O7 | vs. Oklahoma* (ABC) | | | | | | | | |
| O14 | Open | | | | | | | | |
| O21 | at Houston* | | | | | | | | |
| O28 | BYU | | | | | | | | |
| N4 | K-State* | | | | | | | | |
| N11 | at TCU* | | | | | | | | |
| N18 | at Iowa State* | | | | | | | | |
| N24 | Texas Tech* (ABC) | 6:30 p.m. | | | | | | | |

*Big 12 Game

TEXAS TECH (0-2, 0-0 Big 12)

| Date | Opponent | Time (CT) | Attend | TTU | | OPP | |
|------|--------------------------------|-------------|--------|-----|------|-------|-------|
| | | | | CFP | AP C | CFP | AP C |
| S2 | at Wyoming (CBS) | L 33-35 20T | 26,450 | | | RV | 24 |
| S9 | Oregon (FOX) | L 30-38 | 56,200 | | | RV RV | 13 13 |
| S16 | Tarleton State (Big 12 Now) | 6:00 p.m. | | | | | |
| S23 | at West Virginia* (Big 12 Now) | 2:30 p.m. | | | | | |
| S30 | Houston* | | | | | | |
| O7 | at Baylor* | | | | | | |
| O14 | K-State* | | | | | | |
| O21 | at BYU* | | | | | | |
| O28 | Open | | | | | | |
| N2 | TCU* | | | | | | |
| N11 | at Kansas* | | | | | | |
| N18 | UCF* | | | | | | |
| N24 | at Texas* (ABC) | 6:30 p.m. | | | | | |

WEST VIRGINIA (1-1, 0-0 Big 12)

| Date | Opponent | Time (ET) | Attend | WVU | | | OPP | | |
|------|--------------------------|-----------|---------|-----|------|---|-----|------|-----|
| | | | | CFP | AP C | C | CFP | AP C | C |
| S2 | at Penn State (NBC) | L 15-38 | 110,747 | | | | | | 7 7 |
| S9 | Duquesne (Big 12 Now) | W 56-17 | 50,037 | | | | | | |
| S16 | Pitt (ABC) | 7:30 p.m. | | | | | | | |
| S23 | Texas Tech* (Big 12 Now) | 3:30 p.m. | | | | | | | |
| S30 | at TCU* | | | | | | | | |
| O7 | Open | | | | | | | | |
| O12 | at Houston* (FSI) | 7:00 p.m. | | | | | | | |
| O21 | Oklahoma State* | | | | | | | | |
| O28 | at UCF* | | | | | | | | |
| N4 | BYU* | | | | | | | | |
| N11 | at Oklahoma* | | | | | | | | |
| N18 | Cincinnati* | | | | | | | | |
| N25 | at Baylor* | | | | | | | | |

XXII UCF leads the nation in total offense (626.5) with nine other teams in the top 51, averaging over 430 yards a game: 10. Kansas (530.0), 12. Cincinnati (519.0), 16. Oklahoma (503.5), 17. K-State (492.5), 18. TCU (491.5), 32. West Virginia (463.5), 37. Texas (456.0), 46. Texas Tech (443.5) and 51. Baylor (431.5).

XXII Eight teams are in the top 43 of scoring defense, allowing less than 17 points a game, highlighted by 6. Oklahoma (5.5), 7. K-State (6.5) and 10. BYU (8.0) holding opponents in single digits.

XXII Baylor QB Sawyer Robertson threw for a career-high 218 yards and rushed five times for 19 yards and his first career TD against No. 13 Utah.

XXII BYU held Southern Utah to three points in the first half, the first time since 2012 that BYU's defense opened the first six quarters of a season without allowing a touchdown (Washington State, Weber State).

XXII Colton Boomer set a career best with a 50-yard field goal only to surpass it later in the game with a 55-yarder to tie the UCF program record. The sophomore finished the game a perfect 4-for-4 including a 40-yard game-winning field goal as time expired.

XXII Cincinnati RB Corey Kiner finished with a career-high 153 yards on 20 carries and a touchdown against Pittsburgh. Kiner ripped off a career-long 68-yard rush in the first quarter. It marked the longest play from scrimmage this season and the second straight week that he has set a career-long rush after a 54-yard rush vs. ECU last week.

XXII Houston QB Donovan Smith set a career record with three rushing touchdowns against Rice, surpassing his previous career-high of one.

XXII ISU has held 17 straight opponents under 400 yards of total offense, the longest streak in the nation.

XXII With three 10-play touchdown drives covering 80-plus yards in the first half, Kansas became the third team in the last 20 seasons to accomplish the feat, joining Texas Tech in 2013 (vs. Iowa State) and Florida State in 2009 (at BYU).

XXII K-State's defense has allowed a total of 13 points over the first two games of the 2023 season, the second straight year the Cats have held their first two opponents to 13 points or less (2022: 0 vs. South Dakota, 12 vs. Missouri).

XXII Oklahoma surrendered just three points through the first seven quarters of the season. The last time OU did not give up a touchdown in its first seven quarters of a season was 1999.

XXII OSU held Arizona State to 1-for-5 on fourth down, the most fourth-down stops by the Cowboys in a game since Oct. 13, 2012, when they held Kansas to 0-for-5.

XXII A block by Trent Battle and a 24-yard return by Blake Nowell gave TCU its first blocked punt for a touchdown since Antonio Graves against New Mexico in 2011.

XXII Texas secured its first non-conference road victory over an AP Top-3 opponent in program history and the first victory on the road against any top-three team since 1969 to snap a 21-game home winning streak for Alabama, and a 57-game home non-conference streak.

XXII Texas Tech had seven explosive plays (20-yard gains or more) against No. 13 Oregon. The Red Raiders logged a season-high seven twice in 2022 versus FBS opponents.

XXII West Virginia WR Hudson Clement joined Tavon Austin and Stedman Bailey as the only Mountaineers to reach 175 receiving yards and catch three TDs in one game.

Big 12 Homecoming

2023 Schedule

Sept. 14-16: Houston

Sept. 21-23: Cincinnati

Sept. 28-30: UCF

Oct. 19-21: BYU

Big 12 Homecoming will visit four campuses per fall and feature three days of entertainment and community engagement around home football games. The 2023 schedule features the Big 12's four new members.

Dr Pepper Big 12 Championship

Saturday, Dec. 2, 11 a.m. CT (ABC)

AT&T Stadium, Arlington, Texas

Tickets available at:

<https://big12.us/3i564VW>

The top two finishers by conference winning percentage in the Big 12 standings will compete in the Dr Pepper Big 12 Football Championship game. Three-time Grammy-award-winning artist Nelly will perform at halftime with the bands of the participating institutions.

Big 12 Pro Day

Spring 2024

Ford Center, Frisco, Texas

The Big 12 and the NFL have partnered to debut Big 12 Pro Day in the spring of 2024. The reimagined Pro Day experience will feature state of the art medical and player skill assessments designed to maximize the student-athlete prospect experience. The NFL Network and additional NFL media platforms will air content. Off the field, a job fair and non-football career networking opportunities will be provided. The Conference will also host Big 12 Fan Fest outside of the event.



2023-24 Big 12 Football
Extended Individual Statistics
All games

TOTAL OFFENSE (Minimum Games Played Pct. 75%)

| # | Player | G | Rush | Pass | Plays | Total | Yds/g |
|----|--------------------------|---|------|------|-------|-------|--------|
| 1 | Shough, Tyler - TTU | 2 | 137 | 620 | 125 | 757 | 378.50 |
| 2 | Plumlee, John Rhys - UCF | 2 | 163 | 553 | 73 | 716 | 358.00 |
| 3 | Morris, Chandler - TCU | 2 | 93 | 542 | 83 | 635 | 317.50 |
| 4 | Ewers, Quinn - UT | 2 | 23 | 609 | 79 | 632 | 316.00 |
| 5 | Howard, Will - KState | 2 | 38 | 547 | 69 | 585 | 292.50 |
| 6 | Smith, Donovan - UH | 2 | 88 | 493 | 105 | 581 | 290.50 |
| 7 | Gabriel, Dillon - OU | 2 | 35 | 484 | 59 | 519 | 259.50 |
| 8 | Jones, Emory - UC | 2 | 43 | 470 | 69 | 513 | 256.50 |
| 9 | Greene, Garrett - WVU | 2 | 104 | 402 | 65 | 506 | 253.00 |
| 10 | Slovis, Kedon - BYU | 2 | 8 | 493 | 71 | 501 | 250.50 |

ALL PURPOSE (Minimum Games Played Pct. 75%)

| # | Player | G | Rush | Rcv | PR | KR | Yds | Avg/g |
|----|----------------------------|---|------|-----|----|-----|-----|--------|
| 1 | Neal, Devin - KU | 2 | 214 | 72 | 0 | 0 | 286 | 143.00 |
| 2 | Kiner, Corey - UC | 2 | 258 | 2 | 0 | 0 | 260 | 130.00 |
| 3 | Brooks, Phillip - KState | 2 | 2 | 134 | 37 | 78 | 251 | 125.50 |
| 4 | Bailey, Emani - TCU | 2 | 231 | 16 | 0 | 0 | 247 | 123.50 |
| 5 | Brown, Samuel - UH | 2 | 0 | 244 | 0 | 0 | 244 | 122.00 |
| 6 | Harvey, RJ - UCF | 2 | 154 | 84 | 0 | 0 | 238 | 119.00 |
| 7 | Everhart, Major - TCU | 2 | 4 | 16 | 0 | 187 | 207 | 103.50 |
| 8 | Henderson, Xzavier - UC | 2 | 0 | 159 | 0 | 41 | 200 | 100.00 |
| 9 | Richardson, Johnny - UCF | 2 | 162 | 20 | 0 | 16 | 198 | 99.00 |
| 10 | Gordon Jr., Corey - Baylor | 2 | 0 | 0 | 0 | 197 | 197 | 98.50 |

TOTAL OFFENSE AVG/PLAY (Minimum Games Played Pct. 75%)

| # | Player | G | Rush | Pass | Plays | Total | Yds/p |
|----|--------------------------|---|------|------|-------|-------|-------|
| 1 | Townsend, Xavier - UCF | 2 | 67 | 0 | 2 | 67 | 16.75 |
| 2 | Smith, Braden - UC | 2 | 0 | 30 | 1 | 30 | 15.00 |
| 3 | Wiggins, Dee - UC | 2 | 13 | 0 | 1 | 13 | 6.50 |
| 4 | Turner, Aaron - UC | 2 | 53 | 0 | 5 | 53 | 5.30 |
| 5 | Farooq, Jalil - OU | 2 | 10 | 0 | 1 | 10 | 5.00 |
| 6 | Plumlee, John Rhys - UCF | 2 | 163 | 553 | 73 | 716 | 4.90 |
| 7 | Neal, Devin - KU | 2 | 214 | 0 | 23 | 214 | 4.65 |
| 8 | Gabriel, Dillon - OU | 2 | 35 | 484 | 59 | 519 | 4.40 |
| 9 | Howard, Will - KState | 2 | 38 | 547 | 69 | 585 | 4.24 |
| 10 | Arnold, Jackson - OU | 2 | 50 | 114 | 20 | 164 | 4.10 |

SCORING (Minimum Games Played Pct. 75%)

| # | Player | G | TD | FG | XPT | 2XP | Pts | Pts/g |
|----|-----------------------|---|----|----|-----|-----|-----|-------|
| 1 | Howard, Will - KState | 2 | 4 | 0 | 0 | 0 | 24 | 12.00 |
| 2 | Auburn, Bert - UT | 2 | 0 | 5 | 8 | 0 | 23 | 11.50 |
| 3 | Keller, Seth - KU | 2 | 0 | 4 | 9 | 0 | 21 | 10.50 |
| 4 | Brown, Carter - UC | 2 | 0 | 3 | 12 | 0 | 21 | 10.50 |
| 5 | Boomer, Colton - UCF | 2 | 0 | 4 | 8 | 0 | 20 | 10.00 |
| 6 | Slovis, Kedon - BYU | 2 | 3 | 0 | 0 | 0 | 18 | 9.00 |
| 7 | Harvey, RJ - UCF | 2 | 3 | 0 | 0 | 0 | 18 | 9.00 |
| 8 | Smith, Donovan - UH | 2 | 3 | 0 | 0 | 0 | 18 | 9.00 |
| 9 | Hale, Alex - OSU | 2 | 0 | 4 | 6 | 0 | 18 | 9.00 |
| 10 | Sanders, Trey - TCU | 2 | 3 | 0 | 0 | 0 | 18 | 9.00 |

TOTAL OFFENSE PLAYS

| # | Player | G | Rush | Pass | Plays | Total | Yds/g |
|----|--------------------------|---|------|------|-------|-------|--------|
| 1 | Shough, Tyler - TTU | 2 | 137 | 620 | 125 | 757 | 378.50 |
| 2 | Smith, Donovan - UH | 2 | 88 | 493 | 105 | 581 | 290.50 |
| 3 | Morris, Chandler - TCU | 2 | 93 | 542 | 83 | 635 | 317.50 |
| 4 | Ewers, Quinn - UT | 2 | 23 | 609 | 79 | 632 | 316.00 |
| 5 | Plumlee, John Rhys - UCF | 2 | 163 | 553 | 73 | 716 | 358.00 |
| 6 | Slovis, Kedon - BYU | 2 | 8 | 493 | 71 | 501 | 250.50 |
| 7 | Jones, Emory - UC | 2 | 43 | 470 | 69 | 513 | 256.50 |
| 8 | Howard, Will - KState | 2 | 38 | 547 | 69 | 585 | 292.50 |
| 9 | Greene, Garrett - WVU | 2 | 104 | 402 | 65 | 506 | 253.00 |
| 10 | Becht, Rocco - IowaSt | 2 | 14 | 316 | 61 | 330 | 165.00 |

SCORING (TDs) (Minimum 1 Touchdowns)

| # | Player | G | Run | Rec | Ret | Pts | Avg/g |
|----|-----------------------|---|-----|-----|-----|-----|-------|
| 1 | Howard, Will - KState | 2 | 3 | 1 | 0 | 24 | 12.00 |
| 2 | Golden, Matthew - UH | 2 | 0 | 3 | 0 | 18 | 9.00 |
| 3 | Slovis, Kedon - BYU | 2 | 3 | 0 | 0 | 18 | 9.00 |
| 4 | Smith, Donovan - UH | 2 | 3 | 0 | 0 | 18 | 9.00 |
| 5 | Mitchell, Adonai - UT | 2 | 0 | 3 | 0 | 18 | 9.00 |
| 6 | Neal, Devin - KU | 2 | 2 | 1 | 0 | 18 | 9.00 |
| 7 | Harvey, RJ - UCF | 2 | 2 | 1 | 0 | 18 | 9.00 |
| 8 | Sanders, Trey - TCU | 2 | 3 | 0 | 0 | 18 | 9.00 |
| 9 | Clement, Hudson - WVU | 2 | 0 | 3 | 0 | 18 | 9.00 |
| 10 | Smith, Braden - UC | 2 | 0 | 2 | 0 | 12 | 6.00 |

TOTAL OFFENSE YARDS

| # | Player | G | Rush | Pass | Plays | Total | Yds/g |
|----|--------------------------|---|------|------|-------|-------|--------|
| 1 | Shough, Tyler - TTU | 2 | 137 | 620 | 125 | 757 | 378.50 |
| 2 | Smith, Donovan - UH | 2 | 88 | 493 | 105 | 581 | 290.50 |
| 3 | Morris, Chandler - TCU | 2 | 93 | 542 | 83 | 635 | 317.50 |
| 4 | Ewers, Quinn - UT | 2 | 23 | 609 | 79 | 632 | 316.00 |
| 5 | Plumlee, John Rhys - UCF | 2 | 163 | 553 | 73 | 716 | 358.00 |
| 6 | Slovis, Kedon - BYU | 2 | 8 | 493 | 71 | 501 | 250.50 |
| 7 | Jones, Emory - UC | 2 | 43 | 470 | 69 | 513 | 256.50 |
| 8 | Howard, Will - KState | 2 | 38 | 547 | 69 | 585 | 292.50 |
| 9 | Greene, Garrett - WVU | 2 | 104 | 402 | 65 | 506 | 253.00 |
| 10 | Becht, Rocco - IowaSt | 2 | 14 | 316 | 61 | 330 | 165.00 |

SCORING (KICK) (Minimum Games Played Pct. 75%)

| # | Player | G | PAT | FG | Pts | Avg/g |
|----|--------------------------|---|-------|-----|-----|-------|
| 1 | Auburn, Bert - UT | 2 | 8-8 | 5-7 | 23 | 11.50 |
| 2 | Keller, Seth - KU | 2 | 9-9 | 4-4 | 21 | 10.50 |
| 3 | Brown, Carter - UC | 2 | 12-12 | 3-3 | 21 | 10.50 |
| 4 | Boomer, Colton - UCF | 2 | 8-8 | 4-4 | 20 | 10.00 |
| 5 | Hankins, Isaiah - Baylor | 2 | 3-3 | 5-7 | 18 | 9.00 |
| 6 | Hale, Alex - OSU | 2 | 6-6 | 4-5 | 18 | 9.00 |
| 7 | Kell, Griffin - TCU | 2 | 11-11 | 2-3 | 17 | 8.50 |
| 8 | Garcia, Gino - TTU | 2 | 6-6 | 3-7 | 15 | 7.50 |
| 9 | Schmit, Zach - OU | 2 | 12-12 | 1-1 | 15 | 7.50 |
| 10 | Tennant, Chris - KState | 2 | 11-11 | 1-1 | 14 | 7.00 |



2023-24 Big 12 Football
Extended Individual Statistics
All games

TOTAL OFFENSE TDS

| # | Player | G | Rush | Pass | Total |
|----|--------------------------|---|------|------|-------|
| 1 | Jones, Emory - UC | 2 | 43 | 470 | 9 |
| 2 | Howard, Will - KState | 2 | 38 | 547 | 8 |
| 3 | Smith, Donovan - UH | 2 | 88 | 493 | 7 |
| 4 | Ewers, Quinn - UT | 2 | 23 | 609 | 7 |
| 5 | Gabriel, Dillon - OU | 2 | 35 | 484 | 7 |
| 6 | Shough, Tyler - TTU | 2 | 137 | 620 | 7 |
| 7 | Slovis, Kedon - BYU | 2 | 8 | 493 | 7 |
| 8 | Morris, Chandler - TCU | 2 | 93 | 542 | 6 |
| 9 | Greene, Garrett - WVU | 2 | 104 | 402 | 5 |
| 10 | Plumlee, John Rhys - UCF | 2 | 163 | 553 | 4 |

RUSHING (Minimum 10 Rushing Attempts/Game, Games Played Pct. 75%)

| # | Player | G | Att. | Yds | Avg. | TD | Lg | Avg/g |
|----|------------------------------|---|------|-----|------|----|----|--------|
| 1 | Kiner, Corey - UC | 2 | 33 | 258 | 7.82 | 1 | 68 | 129.00 |
| 2 | Bailey, Emani - TCU | 2 | 33 | 231 | 7.00 | 0 | 74 | 115.50 |
| 3 | Neal, Devin - KU | 2 | 23 | 214 | 9.30 | 2 | 48 | 107.00 |
| 4 | Giddens, DJ - KState | 2 | 27 | 180 | 6.67 | 0 | 43 | 90.00 |
| 5 | Richardson, Johnny - UCF | 2 | 23 | 162 | 7.04 | 0 | 43 | 81.00 |
| 6 | Walker, Tawee - OU | 2 | 29 | 161 | 5.55 | 2 | 30 | 80.50 |
| 7 | Richardson, Dominic - Baylor | 2 | 30 | 156 | 5.20 | 0 | 32 | 78.00 |
| 8 | Harvey, RJ - UCF | 2 | 25 | 154 | 6.16 | 2 | 48 | 77.00 |
| 9 | Donaldson, CJ - WVU | 2 | 31 | 137 | 4.42 | 1 | 17 | 68.50 |
| 10 | Shough, Tyler - TTU | 2 | 38 | 137 | 3.61 | 1 | 58 | 68.50 |

YARDS PER RUSH (Minimum 10 Rushing Attempts/Game, Games Played Pct. 75%)

| # | Player | G | Att. | Yds | Avg. | TD | Lg | Avg/g |
|----|------------------------------|---|------|-----|------|----|----|--------|
| 1 | Neal, Devin - KU | 2 | 23 | 214 | 9.30 | 2 | 48 | 107.00 |
| 2 | Kiner, Corey - UC | 2 | 33 | 258 | 7.82 | 1 | 68 | 129.00 |
| 3 | Richardson, Johnny - UCF | 2 | 23 | 162 | 7.04 | 0 | 43 | 81.00 |
| 4 | Bailey, Emani - TCU | 2 | 33 | 231 | 7.00 | 0 | 74 | 115.50 |
| 5 | Giddens, DJ - KState | 2 | 27 | 180 | 6.67 | 0 | 43 | 90.00 |
| 6 | Harvey, RJ - UCF | 2 | 25 | 154 | 6.16 | 2 | 48 | 77.00 |
| 7 | Walker, Tawee - OU | 2 | 29 | 161 | 5.55 | 2 | 30 | 80.50 |
| 8 | Martin, LJ - BYU | 2 | 22 | 118 | 5.36 | 0 | 21 | 59.00 |
| 9 | Richardson, Dominic - Baylor | 2 | 30 | 156 | 5.20 | 0 | 32 | 78.00 |
| 10 | Greene, Garrett - WVU | 2 | 20 | 104 | 5.20 | 1 | 18 | 52.00 |

RUSH ATTEMPTS (Minimum 10 Rushing Attempts/Game)

| # | Player | G | Att. | Yds | Avg. | TD | Lg | Avg/g |
|----|------------------------------|---|------|-----|------|----|----|--------|
| 1 | Shough, Tyler - TTU | 2 | 38 | 137 | 3.61 | 1 | 58 | 68.50 |
| 2 | Bailey, Emani - TCU | 2 | 33 | 231 | 7.00 | 0 | 74 | 115.50 |
| 3 | Kiner, Corey - UC | 2 | 33 | 258 | 7.82 | 1 | 68 | 129.00 |
| 4 | Norton, Cartevius - IowaSt | 2 | 32 | 108 | 3.38 | 0 | 17 | 54.00 |
| 5 | Donaldson, CJ - WVU | 2 | 31 | 137 | 4.42 | 1 | 17 | 68.50 |
| 6 | Richardson, Dominic - Baylor | 2 | 30 | 156 | 5.20 | 0 | 32 | 78.00 |
| 7 | Walker, Tawee - OU | 2 | 29 | 161 | 5.55 | 2 | 30 | 80.50 |
| 8 | Smith, Donovan - UH | 2 | 29 | 88 | 3.03 | 3 | 22 | 44.00 |
| 9 | Ward, Treshaun - KState | 2 | 27 | 114 | 4.22 | 1 | 20 | 57.00 |
| 10 | Giddens, DJ - KState | 2 | 27 | 180 | 6.67 | 0 | 43 | 90.00 |

RUSH YARDS (Minimum 10 Rushing Attempts/Game)

| # | Player | G | Att. | Yds | Avg. | TD | Lg | Avg/g |
|----|------------------------------|---|------|-----|------|----|----|--------|
| 1 | Kiner, Corey - UC | 2 | 33 | 258 | 7.82 | 1 | 68 | 129.00 |
| 2 | Bailey, Emani - TCU | 2 | 33 | 231 | 7.00 | 0 | 74 | 115.50 |
| 3 | Neal, Devin - KU | 2 | 23 | 214 | 9.30 | 2 | 48 | 107.00 |
| 4 | Giddens, DJ - KState | 2 | 27 | 180 | 6.67 | 0 | 43 | 90.00 |
| 5 | Richardson, Johnny - UCF | 2 | 23 | 162 | 7.04 | 0 | 43 | 81.00 |
| 6 | Walker, Tawee - OU | 2 | 29 | 161 | 5.55 | 2 | 30 | 80.50 |
| 7 | Richardson, Dominic - Baylor | 2 | 30 | 156 | 5.20 | 0 | 32 | 78.00 |
| 8 | Harvey, RJ - UCF | 2 | 25 | 154 | 6.16 | 2 | 48 | 77.00 |
| 9 | Donaldson, CJ - WVU | 2 | 31 | 137 | 4.42 | 1 | 17 | 68.50 |
| 10 | Shough, Tyler - TTU | 2 | 38 | 137 | 3.61 | 1 | 58 | 68.50 |

RUSHING TDS (Minimum 10 Rushing Attempts/Game)

| # | Player | G | Att. | Yds | Avg. | TD | Lg | Avg/g |
|----|-----------------------|---|------|-----|------|----|----|--------|
| 1 | Smith, Donovan - UH | 2 | 29 | 88 | 3.03 | 3 | 22 | 44.00 |
| 2 | Sanders, Trey - TCU | 2 | 20 | 59 | 2.95 | 3 | 7 | 29.50 |
| 3 | Harvey, RJ - UCF | 2 | 25 | 154 | 6.16 | 2 | 48 | 77.00 |
| 4 | Jones, Emory - UC | 2 | 20 | 43 | 2.15 | 2 | 12 | 21.50 |
| 5 | Walker, Tawee - OU | 2 | 29 | 161 | 5.55 | 2 | 30 | 80.50 |
| 6 | Neal, Devin - KU | 2 | 23 | 214 | 9.30 | 2 | 48 | 107.00 |
| 7 | Shough, Tyler - TTU | 2 | 38 | 137 | 3.61 | 1 | 58 | 68.50 |
| 8 | Brooks, Jonathon - UT | 2 | 26 | 109 | 4.19 | 1 | 18 | 54.50 |
| 9 | Kiner, Corey - UC | 2 | 33 | 258 | 7.82 | 1 | 68 | 129.00 |
| 10 | Greene, Garrett - WVU | 2 | 20 | 104 | 5.20 | 1 | 18 | 52.00 |



2023-24 Big 12 Football
Extended Individual Statistics
All games

PASSING Avg/GAME (Minimum Games Played Pct. 75%)

| # | Player | G | Comp-att-int | Yds | TD | Avg/g |
|----|--------------------------|---|--------------|-----|----|--------|
| 1 | Shough, Tyler - TTU | 2 | 55-87-4 | 620 | 6 | 310.00 |
| 2 | Ewers, Quinn - UT | 2 | 43-68-0 | 609 | 6 | 304.50 |
| 3 | Plumlee, John Rhys - UCF | 2 | 38-54-4 | 553 | 3 | 276.50 |
| 4 | Howard, Will - KState | 2 | 39-58-2 | 547 | 5 | 273.50 |
| 5 | Morris, Chandler - TCU | 2 | 50-72-2 | 542 | 4 | 271.00 |
| 6 | Smith, Donovan - UH | 2 | 46-76-1 | 493 | 4 | 246.50 |
| 7 | Slovis, Kedon - BYU | 2 | 42-65-1 | 493 | 4 | 246.50 |
| 8 | Gabriel, Dillon - OU | 2 | 38-49-0 | 484 | 6 | 242.00 |
| 9 | Jones, Emory - UC | 2 | 37-49-1 | 470 | 7 | 235.00 |
| 10 | Greene, Garrett - WVU | 2 | 26-45-0 | 402 | 4 | 201.00 |

PASSING YARDS

| # | Player | G | Comp-att-int | Yds | TD | Avg/g |
|----|--------------------------|---|--------------|-----|----|--------|
| 1 | Shough, Tyler - TTU | 2 | 55-87-4 | 620 | 6 | 310.00 |
| 2 | Ewers, Quinn - UT | 2 | 43-68-0 | 609 | 6 | 304.50 |
| 3 | Plumlee, John Rhys - UCF | 2 | 38-54-4 | 553 | 3 | 276.50 |
| 4 | Howard, Will - KState | 2 | 39-58-2 | 547 | 5 | 273.50 |
| 5 | Morris, Chandler - TCU | 2 | 50-72-2 | 542 | 4 | 271.00 |
| 6 | Smith, Donovan - UH | 2 | 46-76-1 | 493 | 4 | 246.50 |
| 7 | Slovis, Kedon - BYU | 2 | 42-65-1 | 493 | 4 | 246.50 |
| 8 | Gabriel, Dillon - OU | 2 | 38-49-0 | 484 | 6 | 242.00 |
| 9 | Jones, Emory - UC | 2 | 37-49-1 | 470 | 7 | 235.00 |
| 10 | Greene, Garrett - WVU | 2 | 26-45-0 | 402 | 4 | 201.00 |

PASS EFFICIENCY (Minimum 15 Total Passes/Game, Games Played Pct. 75%)

| # | Player | G | Comp-att-int | Yds | TD | Eff |
|----|--------------------------|---|--------------|-----|----|--------|
| 1 | Gabriel, Dillon - OU | 2 | 38-49-0 | 484 | 6 | 200.93 |
| 2 | Jones, Emory - UC | 2 | 37-49-1 | 470 | 7 | 199.14 |
| 3 | Howard, Will - KState | 2 | 39-58-2 | 547 | 5 | 168.01 |
| 4 | Ewers, Quinn - UT | 2 | 43-68-0 | 609 | 6 | 167.58 |
| 5 | Greene, Garrett - WVU | 2 | 26-45-0 | 402 | 4 | 162.15 |
| 6 | Plumlee, John Rhys - UCF | 2 | 38-54-4 | 553 | 3 | 159.91 |
| 7 | Slovis, Kedon - BYU | 2 | 42-65-1 | 493 | 4 | 145.56 |
| 8 | Morris, Chandler - TCU | 2 | 50-72-2 | 542 | 4 | 145.46 |
| 9 | Shough, Tyler - TTU | 2 | 55-87-4 | 620 | 6 | 136.64 |
| 10 | Smith, Donovan - UH | 2 | 46-76-1 | 493 | 4 | 129.75 |

PASS ATTEMPTS

| # | Player | G | Comp-att-int | Yds | TD | Avg/g |
|----|--------------------------|---|--------------|-----|----|--------|
| 1 | Shough, Tyler - TTU | 2 | 55-87-4 | 620 | 6 | 310.00 |
| 2 | Smith, Donovan - UH | 2 | 46-76-1 | 493 | 4 | 246.50 |
| 3 | Morris, Chandler - TCU | 2 | 50-72-2 | 542 | 4 | 271.00 |
| 4 | Ewers, Quinn - UT | 2 | 43-68-0 | 609 | 6 | 304.50 |
| 5 | Slovis, Kedon - BYU | 2 | 42-65-1 | 493 | 4 | 246.50 |
| 6 | Howard, Will - KState | 2 | 39-58-2 | 547 | 5 | 273.50 |
| 7 | Becht, Rocco - IowaSt | 2 | 33-57-1 | 316 | 3 | 158.00 |
| 8 | Plumlee, John Rhys - UCF | 2 | 38-54-4 | 553 | 3 | 276.50 |
| 9 | Gabriel, Dillon - OU | 2 | 38-49-0 | 484 | 6 | 242.00 |
| 10 | Jones, Emory - UC | 2 | 37-49-1 | 470 | 7 | 235.00 |

PASS YDS/COMP. (Minimum 15 Total Passes/Game, Games Played Pct. 75%)

| # | Player | G | Comp-att-int | Yds | TD | Avg/c |
|----|----------------------------|---|--------------|-----|----|-------|
| 1 | Robertson, Sawyer - Baylor | 2 | 18-40-3 | 331 | 0 | 18.39 |
| 2 | Greene, Garrett - WVU | 2 | 26-45-0 | 402 | 4 | 15.46 |
| 3 | Plumlee, John Rhys - UCF | 2 | 38-54-4 | 553 | 3 | 14.55 |
| 4 | Ewers, Quinn - UT | 2 | 43-68-0 | 609 | 6 | 14.16 |
| 5 | Howard, Will - KState | 2 | 39-58-2 | 547 | 5 | 14.03 |
| 6 | Gabriel, Dillon - OU | 2 | 38-49-0 | 484 | 6 | 12.74 |
| 7 | Jones, Emory - UC | 2 | 37-49-1 | 470 | 7 | 12.70 |
| 8 | Slovis, Kedon - BYU | 2 | 42-65-1 | 493 | 4 | 11.74 |
| 9 | Shough, Tyler - TTU | 2 | 55-87-4 | 620 | 6 | 11.27 |
| 10 | Morris, Chandler - TCU | 2 | 50-72-2 | 542 | 4 | 10.84 |

PASS COMPLETIONS

| # | Player | G | Comp-att-int | Yds | TD | Avg/g |
|----|--------------------------|---|--------------|-----|----|--------|
| 1 | Shough, Tyler - TTU | 2 | 55-87-4 | 620 | 6 | 310.00 |
| 2 | Morris, Chandler - TCU | 2 | 50-72-2 | 542 | 4 | 271.00 |
| 3 | Smith, Donovan - UH | 2 | 46-76-1 | 493 | 4 | 246.50 |
| 4 | Ewers, Quinn - UT | 2 | 43-68-0 | 609 | 6 | 304.50 |
| 5 | Slovis, Kedon - BYU | 2 | 42-65-1 | 493 | 4 | 246.50 |
| 6 | Howard, Will - KState | 2 | 39-58-2 | 547 | 5 | 273.50 |
| 7 | Plumlee, John Rhys - UCF | 2 | 38-54-4 | 553 | 3 | 276.50 |
| 8 | Gabriel, Dillon - OU | 2 | 38-49-0 | 484 | 6 | 242.00 |
| 9 | Jones, Emory - UC | 2 | 37-49-1 | 470 | 7 | 235.00 |
| 10 | Becht, Rocco - IowaSt | 2 | 33-57-1 | 316 | 3 | 158.00 |

PASS YDS/ATT (Minimum 15 Total Passes/Game, Games Played Pct. 75%)

| # | Player | G | Comp-att-int | Yds | TD | Avg/a |
|----|----------------------------|---|--------------|-----|----|-------|
| 1 | Plumlee, John Rhys - UCF | 2 | 38-54-4 | 553 | 3 | 10.24 |
| 2 | Gabriel, Dillon - OU | 2 | 38-49-0 | 484 | 6 | 9.88 |
| 3 | Jones, Emory - UC | 2 | 37-49-1 | 470 | 7 | 9.59 |
| 4 | Howard, Will - KState | 2 | 39-58-2 | 547 | 5 | 9.43 |
| 5 | Ewers, Quinn - UT | 2 | 43-68-0 | 609 | 6 | 8.96 |
| 6 | Greene, Garrett - WVU | 2 | 26-45-0 | 402 | 4 | 8.93 |
| 7 | Robertson, Sawyer - Baylor | 2 | 18-40-3 | 331 | 0 | 8.28 |
| 8 | Slovis, Kedon - BYU | 2 | 42-65-1 | 493 | 4 | 7.58 |
| 9 | Morris, Chandler - TCU | 2 | 50-72-2 | 542 | 4 | 7.53 |
| 10 | Shough, Tyler - TTU | 2 | 55-87-4 | 620 | 6 | 7.13 |

PASSING TDS

| # | Player | G | Comp-att-int | Yds | TD | Avg/g |
|----|--------------------------|---|--------------|-----|----|--------|
| 1 | Jones, Emory - UC | 2 | 37-49-1 | 470 | 7 | 235.00 |
| 2 | Gabriel, Dillon - OU | 2 | 38-49-0 | 484 | 6 | 242.00 |
| 3 | Shough, Tyler - TTU | 2 | 55-87-4 | 620 | 6 | 310.00 |
| 4 | Ewers, Quinn - UT | 2 | 43-68-0 | 609 | 6 | 304.50 |
| 5 | Howard, Will - KState | 2 | 39-58-2 | 547 | 5 | 273.50 |
| 6 | Slovis, Kedon - BYU | 2 | 42-65-1 | 493 | 4 | 246.50 |
| 7 | Smith, Donovan - UH | 2 | 46-76-1 | 493 | 4 | 246.50 |
| 8 | Greene, Garrett - WVU | 2 | 26-45-0 | 402 | 4 | 201.00 |
| 9 | Morris, Chandler - TCU | 2 | 50-72-2 | 542 | 4 | 271.00 |
| 10 | Plumlee, John Rhys - UCF | 2 | 38-54-4 | 553 | 3 | 276.50 |



2023-24 Big 12 Football
Extended Individual Statistics
All games

PASS COMP. PCT (Minimum 15 Total Passes/Game, Games Played Pct. 75%)

| # | Player | G | Comp | att-int | Yds | TD | Pct. |
|----|--------------------------|---|------|---------|-----|----|-------|
| 1 | Gabriel, Dillon - OU | 2 | 38 | 49-0 | 484 | 6 | 77.55 |
| 2 | Jones, Emory - UC | 2 | 37 | 49-1 | 470 | 7 | 75.51 |
| 3 | Plumlee, John Rhys - UCF | 2 | 38 | 54-4 | 553 | 3 | 70.37 |
| 4 | Morris, Chandler - TCU | 2 | 50 | 72-2 | 542 | 4 | 69.44 |
| 5 | Howard, Will - KState | 2 | 39 | 58-2 | 547 | 5 | 67.24 |
| 6 | Slovis, Kedon - BYU | 2 | 42 | 65-1 | 493 | 4 | 64.62 |
| 7 | Ewers, Quinn - UT | 2 | 43 | 68-0 | 609 | 6 | 63.24 |
| 8 | Shough, Tyler - TTU | 2 | 55 | 87-4 | 620 | 6 | 63.22 |
| 9 | Smith, Donovan - UH | 2 | 46 | 76-1 | 493 | 4 | 60.53 |
| 10 | Bowman, Alan - OSU | 2 | 24 | 40-0 | 193 | 0 | 60.00 |

PASS INTERCEPTIONS

| # | Player | G | Comp | att-int | Yds | TD | Avg/g |
|----|----------------------------|---|------|---------|-----|----|--------|
| 1 | Shough, Tyler - TTU | 2 | 55 | 87-4 | 620 | 6 | 310.00 |
| 2 | Plumlee, John Rhys - UCF | 2 | 38 | 54-4 | 553 | 3 | 276.50 |
| 3 | Robertson, Sawyer - Baylor | 2 | 18 | 40-3 | 331 | 0 | 165.50 |
| 4 | Morris, Chandler - TCU | 2 | 50 | 72-2 | 542 | 4 | 271.00 |
| 5 | Howard, Will - KState | 2 | 39 | 58-2 | 547 | 5 | 273.50 |
| 6 | Smith, Donovan - UH | 2 | 46 | 76-1 | 493 | 4 | 246.50 |
| 7 | Becht, Rocco - IowaSt | 2 | 33 | 57-1 | 316 | 3 | 158.00 |
| 8 | Daniels, Jalon - KU | 1 | 21 | 29-1 | 277 | 2 | 277.00 |
| 9 | Jones, Emory - UC | 2 | 37 | 49-1 | 470 | 7 | 235.00 |
| 10 | Slovis, Kedon - BYU | 2 | 42 | 65-1 | 493 | 4 | 246.50 |

RECEPTIONS/GAME (Minimum Games Played Pct. 75%)

| # | Player | G | No. | Yds | TD | Lg | Yds/g | Rec/g |
|----|---------------------------|---|-----|-----|----|----|--------|-------|
| 1 | Brown, Samuel - UH | 2 | 15 | 244 | 0 | 52 | 122.00 | 7.50 |
| 2 | Brooks, Phillip - KState | 2 | 13 | 134 | 1 | 39 | 67.00 | 6.50 |
| 3 | Bradley, Jerand - TTU | 2 | 13 | 171 | 2 | 34 | 85.50 | 6.50 |
| 4 | Noel, Jaylin - IowaSt | 2 | 12 | 56 | 0 | 11 | 28.00 | 6.00 |
| 5 | Worthy, Xavier - UT | 2 | 12 | 165 | 1 | 44 | 82.50 | 6.00 |
| 6 | Roberts, Chase - BYU | 2 | 11 | 126 | 1 | 39 | 63.00 | 5.50 |
| 7 | Stribling, De'Zhaun - OSU | 2 | 11 | 138 | 1 | 30 | 69.00 | 5.50 |
| 8 | Price, Myles - TTU | 2 | 10 | 96 | 2 | 33 | 48.00 | 5.00 |
| 9 | Anthony, Andrei - OU | 2 | 10 | 142 | 1 | 45 | 71.00 | 5.00 |
| 10 | Presley, Brennan - OSU | 2 | 10 | 78 | 2 | 28 | 39.00 | 5.00 |

RECEPTION TDS

| # | Player | G | No. | Yds | TD | Long | Avg/c | Yds/g |
|----|-------------------------|---|-----|-----|----|------|-------|-------|
| 1 | Mitchell, Adonai - UT | 2 | 6 | 104 | 3 | 39 | 17.33 | 52.00 |
| 2 | Golden, Matthew - UH | 2 | 9 | 96 | 3 | 39 | 10.67 | 48.00 |
| 3 | Clement, Hudson - WVU | 2 | 5 | 177 | 3 | 70 | 35.40 | 88.50 |
| 4 | Bradley, Jerand - TTU | 2 | 13 | 171 | 2 | 34 | 13.15 | 85.50 |
| 5 | Singleton, Payten - UC | 2 | 5 | 25 | 2 | 12 | 5.00 | 12.50 |
| 6 | Presley, Brennan - OSU | 2 | 10 | 78 | 2 | 28 | 7.80 | 39.00 |
| 7 | Jackson, Jadon - KState | 2 | 6 | 115 | 2 | 40 | 19.17 | 57.50 |
| 8 | Smith, Braden - UC | 2 | 9 | 131 | 2 | 48 | 14.56 | 65.50 |
| 9 | Dabney, Drake - Baylor | 2 | 7 | 136 | 2 | 53 | 19.43 | 68.00 |
| 10 | Price, Myles - TTU | 2 | 10 | 96 | 2 | 33 | 9.60 | 48.00 |

RECEIVE YDS/GAME (Minimum Games Played Pct. 75%)

| # | Player | G | No. | Yds | TD | Long | Avg/c | Yds/g |
|----|-------------------------|---|-----|-----|----|------|-------|--------|
| 1 | Brown, Samuel - UH | 2 | 15 | 244 | 0 | 52 | 16.27 | 122.00 |
| 2 | Hudson, Kobe - UCF | 2 | 9 | 178 | 0 | 53 | 19.78 | 89.00 |
| 3 | Clement, Hudson - WVU | 2 | 5 | 177 | 3 | 70 | 35.40 | 88.50 |
| 4 | Bradley, Jerand - TTU | 2 | 13 | 171 | 2 | 34 | 13.15 | 85.50 |
| 5 | Arnold, Lawrence - KU | 2 | 9 | 166 | 0 | 52 | 18.44 | 83.00 |
| 6 | Worthy, Xavier - UT | 2 | 12 | 165 | 1 | 44 | 13.75 | 82.50 |
| 7 | Henderson, Xzavier - UC | 2 | 8 | 159 | 1 | 49 | 19.88 | 79.50 |
| 8 | Sanders, Ja'Tavion - UT | 2 | 7 | 158 | 1 | 50 | 22.57 | 79.00 |
| 9 | Presley, Hal - Baylor | 2 | 8 | 155 | 0 | 47 | 19.38 | 77.50 |
| 10 | Garcia II, RJ - KState | 2 | 8 | 150 | 1 | 44 | 18.75 | 75.00 |

YARDS PER CATCH (Minimum 2 Receptions/Game, Games Played Pct. 75%)

| # | Player | G | No. | Yds | TD | Long | Avg/c | Yds/g |
|----|-------------------------|---|-----|-----|----|------|-------|-------|
| 1 | Clement, Hudson - WVU | 2 | 5 | 177 | 3 | 70 | 35.40 | 88.50 |
| 2 | Wiggins, Dee - UC | 2 | 4 | 91 | 1 | 39 | 22.75 | 45.50 |
| 3 | Sanders, Ja'Tavion - UT | 2 | 7 | 158 | 1 | 50 | 22.57 | 79.00 |
| 4 | Rex, Isaac - BYU | 2 | 6 | 127 | 1 | 65 | 21.17 | 63.50 |
| 5 | Henderson, Xzavier - UC | 2 | 8 | 159 | 1 | 49 | 19.88 | 79.50 |
| 6 | Hudson, Kobe - UCF | 2 | 9 | 178 | 0 | 53 | 19.78 | 89.00 |
| 7 | Dabney, Drake - Baylor | 2 | 7 | 136 | 2 | 53 | 19.43 | 68.00 |
| 8 | Presley, Hal - Baylor | 2 | 8 | 155 | 0 | 47 | 19.38 | 77.50 |
| 9 | Jackson, Jadon - KState | 2 | 6 | 115 | 2 | 40 | 19.17 | 57.50 |
| 10 | Garcia II, RJ - KState | 2 | 8 | 150 | 1 | 44 | 18.75 | 75.00 |

RECEPTIONS

| # | Player | G | No. | Yds | TD | Long | Avg/c | Yds/g |
|----|---------------------------|---|-----|-----|----|------|-------|--------|
| 1 | Brown, Samuel - UH | 2 | 15 | 244 | 0 | 52 | 16.27 | 122.00 |
| 2 | Brooks, Phillip - KState | 2 | 13 | 134 | 1 | 39 | 10.31 | 67.00 |
| 3 | Bradley, Jerand - TTU | 2 | 13 | 171 | 2 | 34 | 13.15 | 85.50 |
| 4 | Noel, Jaylin - IowaSt | 2 | 12 | 56 | 0 | 11 | 4.67 | 28.00 |
| 5 | Worthy, Xavier - UT | 2 | 12 | 165 | 1 | 44 | 13.75 | 82.50 |
| 6 | Roberts, Chase - BYU | 2 | 11 | 126 | 1 | 39 | 11.45 | 63.00 |
| 7 | Stribling, De'Zhaun - OSU | 2 | 11 | 138 | 1 | 30 | 12.55 | 69.00 |
| 8 | Presley, Brennan - OSU | 2 | 10 | 78 | 2 | 28 | 7.80 | 39.00 |
| 9 | Anthony, Andrei - OU | 2 | 10 | 142 | 1 | 45 | 14.20 | 71.00 |
| 10 | Price, Myles - TTU | 2 | 10 | 96 | 2 | 33 | 9.60 | 48.00 |

RECEPTION YARDS

| # | Player | G | No. | Yds | TD | Long | Avg/c | Yds/g |
|----|-------------------------|---|-----|-----|----|------|-------|--------|
| 1 | Brown, Samuel - UH | 2 | 15 | 244 | 0 | 52 | 16.27 | 122.00 |
| 2 | Hudson, Kobe - UCF | 2 | 9 | 178 | 0 | 53 | 19.78 | 89.00 |
| 3 | Clement, Hudson - WVU | 2 | 5 | 177 | 3 | 70 | 35.40 | 88.50 |
| 4 | Bradley, Jerand - TTU | 2 | 13 | 171 | 2 | 34 | 13.15 | 85.50 |
| 5 | Arnold, Lawrence - KU | 2 | 9 | 166 | 0 | 52 | 18.44 | 83.00 |
| 6 | Worthy, Xavier - UT | 2 | 12 | 165 | 1 | 44 | 13.75 | 82.50 |
| 7 | Henderson, Xzavier - UC | 2 | 8 | 159 | 1 | 49 | 19.88 | 79.50 |
| 8 | Sanders, Ja'Tavion - UT | 2 | 7 | 158 | 1 | 50 | 22.57 | 79.00 |
| 9 | Presley, Hal - Baylor | 2 | 8 | 155 | 0 | 47 | 19.38 | 77.50 |
| 10 | Garcia II, RJ - KState | 2 | 8 | 150 | 1 | 44 | 18.75 | 75.00 |



2023-24 Big 12 Football
Extended Individual Statistics
All games

PUNTING (Minimum 3.6 Punts/Game, Games Played Pct. 75%)

| # | Player | G | No. | Yds | Lg | I20 | 50+ | TB | Avg. |
|---|-------------------------|---|-----|-----|----|-----|-----|----|-------|
| 1 | Perkins, Tyler - IowaSt | 2 | 14 | 740 | 70 | 5 | 8 | 4 | 52.86 |
| 2 | Rehkow, Ryan - BYU | 2 | 13 | 665 | 65 | 6 | 8 | 1 | 51.15 |
| 3 | Wilkins, Laine - UH | 2 | 8 | 378 | 66 | 4 | 3 | 2 | 47.25 |

PATS KICKS MADE

| # | Player | G | Made | Att. | Pct. |
|----|-------------------------|---|------|------|--------|
| 1 | Schmit, Zach - OU | 2 | 12 | 12 | 100.00 |
| 2 | Brown, Carter - UC | 2 | 12 | 12 | 100.00 |
| 3 | Kell, Griffin - TCU | 2 | 11 | 11 | 100.00 |
| 4 | Tennant, Chris - KState | 2 | 11 | 11 | 100.00 |
| 5 | Keller, Seth - KU | 2 | 9 | 9 | 100.00 |
| 6 | Boomer, Colton - UCF | 2 | 8 | 8 | 100.00 |
| 7 | Auburn, Bert - UT | 2 | 8 | 8 | 100.00 |
| 8 | Ferrin, Will - BYU | 2 | 7 | 8 | 87.50 |
| 9 | Hayes, Michael - WVU | 2 | 7 | 7 | 100.00 |
| 10 | Martin, Jack - UH | 2 | 7 | 7 | 100.00 |

NUMBER OF PUNTS

| # | Player | G | No. | Yds | Lg | I20 | 50+ | TB | Avg. |
|----|---------------------------|---|-----|-----|----|-----|-----|----|-------|
| 1 | Perkins, Tyler - IowaSt | 2 | 14 | 740 | 70 | 5 | 8 | 4 | 52.86 |
| 2 | Rehkow, Ryan - BYU | 2 | 13 | 665 | 65 | 6 | 8 | 1 | 51.15 |
| 3 | Wilkins, Laine - UH | 2 | 8 | 378 | 66 | 4 | 3 | 2 | 47.25 |
| 4 | Blumer, Jack - KState | 2 | 7 | 278 | 52 | 5 | 1 | 1 | 39.71 |
| 5 | Fletcher, Mason - UC | 2 | 6 | 243 | 47 | 3 | 0 | 0 | 40.50 |
| 6 | McNamara, Austin - TTU | 2 | 6 | 288 | 54 | 3 | 4 | 1 | 48.00 |
| 7 | Williams, Palmer - Baylor | 2 | 6 | 267 | 51 | 1 | 2 | 0 | 44.50 |
| 8 | Sandy, Jordy - TCU | 2 | 5 | 221 | 49 | 2 | 0 | 0 | 44.20 |
| 9 | Sanborn, Ryan - UT | 2 | 5 | 239 | 56 | 2 | 1 | 0 | 47.80 |
| 10 | Straw, Oliver - WVU | 2 | 5 | 222 | 52 | 3 | 2 | 0 | 44.40 |

FIELD GOALS (Minimum Games Played Pct. 75%)

| # | Player | G | Made | Att. | Long | Pct. | FG/G. |
|----|---------------------------|---|------|------|------|--------|-------|
| 1 | Hankins, Isaiah - Baylor | 2 | 5 | 7 | 53 | 71.43 | 2.50 |
| 2 | Auburn, Bert - UT | 2 | 5 | 7 | 49 | 71.43 | 2.50 |
| 3 | Keller, Seth - KU | 2 | 4 | 4 | 41 | 100.00 | 2.00 |
| 4 | Boomer, Colton - UCF | 2 | 4 | 4 | 55 | 100.00 | 2.00 |
| 5 | Hale, Alex - OSU | 2 | 4 | 5 | 52 | 80.00 | 2.00 |
| 6 | Garcia, Gino - TTU | 2 | 3 | 7 | 54 | 42.86 | 1.50 |
| 7 | Contreras, Chase - IowaSt | 2 | 3 | 4 | 56 | 75.00 | 1.50 |
| 8 | Brown, Carter - UC | 2 | 3 | 3 | 47 | 100.00 | 1.50 |
| 9 | Kell, Griffin - TCU | 2 | 2 | 3 | 57 | 66.67 | 1.00 |
| 10 | Tennant, Chris - KState | 2 | 1 | 1 | 51 | 100.00 | 0.50 |

YARDS PUNTED

| # | Player | G | No. | Yds | Lg | I20 | 50+ | TB | Avg. |
|----|---------------------------|---|-----|-----|----|-----|-----|----|-------|
| 1 | Perkins, Tyler - IowaSt | 2 | 14 | 740 | 70 | 5 | 8 | 4 | 52.86 |
| 2 | Rehkow, Ryan - BYU | 2 | 13 | 665 | 65 | 6 | 8 | 1 | 51.15 |
| 3 | Wilkins, Laine - UH | 2 | 8 | 378 | 66 | 4 | 3 | 2 | 47.25 |
| 4 | McNamara, Austin - TTU | 2 | 6 | 288 | 54 | 3 | 4 | 1 | 48.00 |
| 5 | Blumer, Jack - KState | 2 | 7 | 278 | 52 | 5 | 1 | 1 | 39.71 |
| 6 | Williams, Palmer - Baylor | 2 | 6 | 267 | 51 | 1 | 2 | 0 | 44.50 |
| 7 | Fletcher, Mason - UC | 2 | 6 | 243 | 47 | 3 | 0 | 0 | 40.50 |
| 8 | Sanborn, Ryan - UT | 2 | 5 | 239 | 56 | 2 | 1 | 0 | 47.80 |
| 9 | Pahl, Wes - OSU | 2 | 5 | 228 | 60 | 2 | 2 | 1 | 45.60 |
| 10 | Straw, Oliver - WVU | 2 | 5 | 222 | 52 | 3 | 2 | 0 | 44.40 |

FIELD GOAL PCT (Minimum Games Played Pct. 75%)

| # | Player | G | Made | Att. | Long | Pct. |
|----|---------------------------|---|------|------|------|--------|
| 1 | Tennant, Chris - KState | 2 | 1 | 1 | 51 | 100.00 |
| 2 | Keller, Seth - KU | 2 | 4 | 4 | 41 | 100.00 |
| 3 | Schmit, Zach - OU | 2 | 1 | 1 | 21 | 100.00 |
| 4 | Boomer, Colton - UCF | 2 | 4 | 4 | 55 | 100.00 |
| 5 | Brown, Carter - UC | 2 | 3 | 3 | 47 | 100.00 |
| 6 | Hale, Alex - OSU | 2 | 4 | 5 | 52 | 80.00 |
| 7 | Contreras, Chase - IowaSt | 2 | 3 | 4 | 56 | 75.00 |
| 8 | Hankins, Isaiah - Baylor | 2 | 5 | 7 | 53 | 71.43 |
| 9 | Auburn, Bert - UT | 2 | 5 | 7 | 49 | 71.43 |
| 10 | Kell, Griffin - TCU | 2 | 2 | 3 | 57 | 66.67 |

PAT KICKING PCT (Minimum Games Played Pct. 75%)

| # | Player | G | Made | Att. | Pct. |
|----|---------------------------|---|------|------|--------|
| 1 | Kell, Griffin - TCU | 2 | 11 | 11 | 100.00 |
| 2 | Keller, Seth - KU | 2 | 9 | 9 | 100.00 |
| 3 | Hale, Alex - OSU | 2 | 6 | 6 | 100.00 |
| 4 | Schmit, Zach - OU | 2 | 12 | 12 | 100.00 |
| 5 | Contreras, Chase - IowaSt | 2 | 4 | 4 | 100.00 |
| 6 | Garcia, Gino - TTU | 2 | 6 | 6 | 100.00 |
| 7 | Tennant, Chris - KState | 2 | 11 | 11 | 100.00 |
| 8 | Martin, Jack - UH | 2 | 7 | 7 | 100.00 |
| 9 | Hankins, Isaiah - Baylor | 2 | 3 | 3 | 100.00 |
| 10 | Auburn, Bert - UT | 2 | 8 | 8 | 100.00 |

FIELD GOALS ATTEMPTED

| # | Player | G | Made | Att. | Long | Pct. |
|----|---------------------------|---|------|------|------|--------|
| 1 | Auburn, Bert - UT | 2 | 5 | 7 | 49 | 71.43 |
| 2 | Garcia, Gino - TTU | 2 | 3 | 7 | 54 | 42.86 |
| 3 | Hankins, Isaiah - Baylor | 2 | 5 | 7 | 53 | 71.43 |
| 4 | Hale, Alex - OSU | 2 | 4 | 5 | 52 | 80.00 |
| 5 | Contreras, Chase - IowaSt | 2 | 3 | 4 | 56 | 75.00 |
| 6 | Boomer, Colton - UCF | 2 | 4 | 4 | 55 | 100.00 |
| 7 | Keller, Seth - KU | 2 | 4 | 4 | 41 | 100.00 |
| 8 | Brown, Carter - UC | 2 | 3 | 3 | 47 | 100.00 |
| 9 | Kell, Griffin - TCU | 2 | 2 | 3 | 57 | 66.67 |
| 10 | Martin, Jack - UH | 2 | 1 | 2 | 31 | 50.00 |



2023-24 Big 12 Football
Extended Individual Statistics
All games

PAT KICKING ATTEMPTS

| # | Player | G | Made | Att. | Pct. |
|----|-------------------------|---|------|------|--------|
| 1 | Schmit, Zach - OU | 2 | 12 | 12 | 100.00 |
| 2 | Brown, Carter - UC | 2 | 12 | 12 | 100.00 |
| 3 | Tennant, Chris - KState | 2 | 11 | 11 | 100.00 |
| 4 | Kell, Griffin - TCU | 2 | 11 | 11 | 100.00 |
| 5 | Keller, Seth - KU | 2 | 9 | 9 | 100.00 |
| 6 | Ferrin, Will - BYU | 2 | 7 | 8 | 87.50 |
| 7 | Boomer, Colton - UCF | 2 | 8 | 8 | 100.00 |
| 8 | Auburn, Bert - UT | 2 | 8 | 8 | 100.00 |
| 9 | Hayes, Michael - WVU | 2 | 7 | 7 | 100.00 |
| 10 | Martin, Jack - UH | 2 | 7 | 7 | 100.00 |

FIELD GOALS MADE

| # | Player | G | Made | Att. | Long | Pct. |
|----|---------------------------|---|------|------|------|--------|
| 1 | Hankins, Isaiah - Baylor | 2 | 5 | 7 | 53 | 71.43 |
| 2 | Auburn, Bert - UT | 2 | 5 | 7 | 49 | 71.43 |
| 3 | Keller, Seth - KU | 2 | 4 | 4 | 41 | 100.00 |
| 4 | Boomer, Colton - UCF | 2 | 4 | 4 | 55 | 100.00 |
| 5 | Hale, Alex - OSU | 2 | 4 | 5 | 52 | 80.00 |
| 6 | Garcia, Gino - TTU | 2 | 3 | 7 | 54 | 42.86 |
| 7 | Contreraz, Chase - IowaSt | 2 | 3 | 4 | 56 | 75.00 |
| 8 | Brown, Carter - UC | 2 | 3 | 3 | 47 | 100.00 |
| 9 | Kell, Griffin - TCU | 2 | 2 | 3 | 57 | 66.67 |
| 10 | Tennant, Chris - KState | 2 | 1 | 1 | 51 | 100.00 |

PUNT RETURN AVG (Minimum Games Played Pct. 75%)

| # | Player | G | No. | Yds | TD | Long | Avg/g |
|---|---------------------|---|-----|-----|----|------|-------|
| 1 | Freeman, Gavin - OU | 2 | 3 | 97 | 1 | 82 | 32.33 |
| 2 | Fleming, Malik - UH | 2 | 3 | 72 | 0 | 48 | 24.00 |
| 3 | Worthy, Xavier - UT | 2 | 1 | 21 | 0 | 21 | 21.00 |

KICK RETURN AVG (Minimum Games Played Pct. 75%)

| # | Player | G | No. | Yds | TD | Long | Avg/g |
|---|------------------------|---|-----|-----|----|------|-------|
| 1 | Townsend, Xavier - UCF | 2 | 1 | 34 | 0 | 34 | 34.00 |
| 2 | Everhart, Major - TCU | 2 | 6 | 187 | 0 | 86 | 31.17 |
| 3 | McCray, Drae - TTU | 2 | 1 | 31 | 0 | 31 | 31.00 |

PUNT RETURNS (Minimum 1.2 Punt Returns/Game)

| # | Player | G | No. | Yds | TD | Long | Avg/g |
|---|--------------------------|---|-----|-----|----|------|-------|
| 1 | Nyberg, Hobbs - BYU | 2 | 6 | 22 | 0 | 14 | 3.67 |
| 2 | Noel, Jaylin - IowaSt | 2 | 5 | 56 | 0 | 39 | 11.20 |
| 3 | Smith, Braden - UC | 2 | 5 | 27 | 0 | 11 | 5.40 |
| 4 | Fox, Preston - WVU | 2 | 4 | 45 | 0 | 16 | 11.25 |
| 5 | Fleming, Malik - UH | 2 | 3 | 72 | 0 | 48 | 24.00 |
| 6 | Earle, Jojo - TCU | 2 | 3 | 38 | 0 | 30 | 12.67 |
| 7 | Freeman, Gavin - OU | 2 | 3 | 97 | 1 | 82 | 32.33 |
| 8 | Brooks, Phillip - KState | 2 | 3 | 37 | 0 | 29 | 12.33 |

KICK RETURNS (Minimum 1.2 Total Kick Returns/Game)

| # | Player | G | No. | Yds | TD | Long | Avg/g |
|---|----------------------------|---|-----|-----|----|------|-------|
| 1 | Gordon Jr., Corey - Baylor | 2 | 9 | 197 | 0 | 36 | 21.89 |
| 2 | Everhart, Major - TCU | 2 | 6 | 187 | 0 | 86 | 31.17 |
| 3 | Wilson, Trevor - KU | 2 | 4 | 102 | 0 | 34 | 25.50 |
| 4 | Kingston, Parker - BYU | 2 | 4 | 108 | 0 | 41 | 27.00 |
| 5 | Brooks, Phillip - KState | 2 | 3 | 78 | 0 | 33 | 26.00 |

PUNT RETURN YARDS

| # | Player | G | No. | Yds | TD | Long | Avg/g |
|----|--------------------------|---|-----|-----|----|------|-------|
| 1 | Freeman, Gavin - OU | 2 | 3 | 97 | 1 | 82 | 32.33 |
| 2 | Fleming, Malik - UH | 2 | 3 | 72 | 0 | 48 | 24.00 |
| 3 | Noel, Jaylin - IowaSt | 2 | 5 | 56 | 0 | 39 | 11.20 |
| 4 | Fox, Preston - WVU | 2 | 4 | 45 | 0 | 16 | 11.25 |
| 5 | Price, Myles - TTU | 2 | 2 | 41 | 0 | 33 | 20.50 |
| 6 | Earle, Jojo - TCU | 2 | 3 | 38 | 0 | 30 | 12.67 |
| 7 | Brooks, Phillip - KState | 2 | 3 | 37 | 0 | 29 | 12.33 |
| 8 | Smith, Braden - UC | 2 | 5 | 27 | 0 | 11 | 5.40 |
| 9 | Nowell, Blake - TCU | 2 | 0 | 24 | 1 | 24 | 0.00 |
| 10 | Nyberg, Hobbs - BYU | 2 | 6 | 22 | 0 | 14 | 3.67 |

KICK RETURN YARDS

| # | Player | G | No. | Yds | TD | Long | Avg/g |
|----|----------------------------|---|-----|-----|----|------|-------|
| 1 | Gordon Jr., Corey - Baylor | 2 | 9 | 197 | 0 | 36 | 21.89 |
| 2 | Everhart, Major - TCU | 2 | 6 | 187 | 0 | 86 | 31.17 |
| 3 | Kingston, Parker - BYU | 2 | 4 | 108 | 0 | 41 | 27.00 |
| 4 | Wilson, Trevor - KU | 2 | 4 | 102 | 0 | 34 | 25.50 |
| 5 | Brooks, Phillip - KState | 2 | 3 | 78 | 0 | 33 | 26.00 |
| 6 | Brown, Jordan - TTU | 2 | 2 | 45 | 0 | 28 | 22.50 |
| 7 | Henderson, Xzavier - UC | 2 | 2 | 41 | 0 | 26 | 20.50 |
| 8 | Robinson, Keilan - UT | 2 | 2 | 35 | 0 | 22 | 17.50 |
| 9 | Townsend, Xavier - UCF | 2 | 1 | 34 | 0 | 34 | 34.00 |
| 10 | McCray, Drae - TTU | 2 | 1 | 31 | 0 | 31 | 31.00 |

PUNT RETURN TDS

| # | Player | G | No. | Yds | TD | Long | Avg/g |
|---|---------------------|---|-----|-----|----|------|-------|
| 1 | Freeman, Gavin - OU | 2 | 3 | 97 | 1 | 82 | 32.33 |
| 2 | Nowell, Blake - TCU | 2 | 0 | 24 | 1 | 24 | 0.00 |

KICK RETURN TDS

| # | Player | G | No. | Yds | TD | Long | Avg/g |
|---|---------------------|---|-----|-----|----|------|-------|
| 1 | Nowell, Blake - TCU | 2 | 0 | 24 | 1 | 24 | 0.00 |

INTERCEPTIONS (Minimum Games Played Pct. 75%)

| # | Player | G | No. | Yds | TD | Long | Avg/g |
|----|---------------------------|---|-----|-----|----|------|-------|
| 1 | Cooper, Jeremiah - IowaSt | 2 | 3 | 88 | 1 | 58 | 1.50 |
| 2 | Fleming, Malik - UH | 2 | 2 | 19 | 0 | 19 | 1.00 |
| 3 | Lassiter, Kwinton - KU | 2 | 2 | 3 | 0 | 3 | 1.00 |
| 4 | Robinson, Jakob - BYU | 2 | 2 | 0 | 0 | 0 | 1.00 |
| 5 | Garrett, Camden - BYU | 2 | 1 | 0 | 0 | 0 | 0.50 |
| 6 | Harris, Justin - UC | 2 | 1 | 0 | 0 | 0 | 0.50 |
| 7 | Thompson, Jerrin - UT | 2 | 1 | 32 | 0 | 32 | 0.50 |
| 8 | Heckard, Eddie - BYU | 2 | 1 | 0 | 0 | 0 | 0.50 |
| 9 | Thornton, Corey - UCF | 2 | 1 | 1 | 0 | 1 | 0.50 |
| 10 | Ford, Jaylan - UT | 2 | 1 | 0 | 0 | 0 | 0.50 |

INTERCEPTION RETURNS

| # | Player | G | No. | Yds | TD | Long | Yds/i |
|----|---------------------------|---|-----|-----|----|------|-------|
| 1 | Cooper, Jeremiah - IowaSt | 2 | 3 | 88 | 1 | 58 | 29.33 |
| 2 | Fleming, Malik - UH | 2 | 2 | 19 | 0 | 19 | 9.50 |
| 3 | Lassiter, Kwinton - KU | 2 | 2 | 3 | 0 | 3 | 1.50 |
| 4 | Robinson, Jakob - BYU | 2 | 2 | 0 | 0 | 0 | 0.00 |
| 5 | Garrett, Camden - BYU | 2 | 1 | 0 | 0 | 0 | 0.00 |
| 6 | Harris, Justin - UC | 2 | 1 | 0 | 0 | 0 | 0.00 |
| 7 | Thompson, Jerrin - UT | 2 | 1 | 32 | 0 | 32 | 32.00 |
| 8 | Heckard, Eddie - BYU | 2 | 1 | 0 | 0 | 0 | 0.00 |
| 9 | Thornton, Corey - UCF | 2 | 1 | 1 | 0 | 1 | 1.00 |
| 10 | Ford, Jaylan - UT | 2 | 1 | 0 | 0 | 0 | 0.00 |



2023-24 Big 12 Football
Extended Individual Statistics
All games

INTERCEPTION RET YARDS

| # | Player | G | No. | Yds | TD | Long | Yds/i |
|----|---------------------------|---|-----|-----|----|------|-------|
| 1 | Cooper, Jeremiah - IowaSt | 2 | 3 | 88 | 1 | 58 | 29.33 |
| 2 | Wilcox, Avery - WVU | 2 | 1 | 34 | 0 | 34 | 34.00 |
| 3 | Thompson, Jerrin - UT | 2 | 1 | 32 | 0 | 32 | 32.00 |
| 4 | Fleming, Malik - UH | 2 | 2 | 19 | 0 | 19 | 9.50 |
| 5 | Barron, Jahdae - UT | 2 | 1 | 16 | 0 | 16 | 16.00 |
| 6 | Lee III, Will - KState | 2 | 1 | 11 | 0 | 11 | 11.00 |
| 7 | Bryant, Cobee - KU | 2 | 1 | 9 | 0 | 9 | 9.00 |
| 8 | Threats, Bryon - UC | 2 | 1 | 6 | 0 | 6 | 6.00 |
| 9 | Harrington, Justin - OU | 2 | 1 | 5 | 0 | 5 | 5.00 |
| 10 | Jordan, Kyler - Baylor | 2 | 1 | 3 | 0 | 3 | 3.00 |

INTERCEPTION RETURN TDS

| # | Player | G | No. | Yds | TD | Long | Yds/i |
|---|---------------------------|---|-----|-----|----|------|-------|
| 1 | Cooper, Jeremiah - IowaSt | 2 | 3 | 88 | 1 | 58 | 29.33 |



2023-24 Big 12 Football Extended Individual Statistics All games

TACKLES (All positions) (Minimum Games Played Pct. 75%)

| # | Player | G | Pos | Solo | Ast | Total | Avg/g |
|----|--------------------------------|---|-----|------|-----|-------|-------|
| 1 | Stutsman, Danny - OU | 2 | LB | 8 | 13 | 21 | 10.50 |
| 2 | Pierre, Jesiah - TTU | 2 | LB | 13 | 7 | 20 | 10.00 |
| 3 | Taylor-Demerson, Dadrion - TTU | 2 | DB | 16 | 1 | 17 | 8.50 |
| 4 | Freyler, Beau - IowaSt | 2 | DB | 9 | 8 | 17 | 8.50 |
| 5 | Bywater, Ben - BYU | 2 | LB | 4 | 12 | 16 | 8.00 |
| 6 | Kpogba, Lee - WVU | 2 | LB | 9 | 6 | 15 | 7.50 |
| 7 | Daniels, Kendal - OSU | 2 | S | 10 | 5 | 15 | 7.50 |
| 8 | Obiazor, Namdi - TCU | 2 | LB | 6 | 9 | 15 | 7.50 |
| 9 | Hodges, Johnny - TCU | 2 | LB | 7 | 7 | 14 | 7.00 |
| 10 | Jones, Matt - Baylor | 2 | LB | 9 | 5 | 14 | 7.00 |
| 11 | Celiscar, Josh - UCF | 2 | DL | 8 | 6 | 14 | 7.00 |
| 12 | Tooley, Max - BYU | 2 | LB | 8 | 6 | 14 | 7.00 |
| 13 | Yates, Walter - UCF | 2 | LB | 7 | 6 | 13 | 6.50 |
| 14 | Robinson, Malik - UH | 2 | LB | 5 | 8 | 13 | 6.50 |
| 15 | Martin, Nickolas - OSU | 2 | LB | 8 | 5 | 13 | 6.50 |
| 16 | Smith Jr., Mike - Baylor | 2 | LB | 9 | 4 | 13 | 6.50 |
| 17 | Roberts, Ben - TTU | 2 | LB | 6 | 7 | 13 | 6.50 |
| 18 | Clark, Bud - TCU | 2 | S | 5 | 7 | 12 | 6.00 |
| 19 | Purchase, Myles - IowaSt | 2 | DB | 8 | 4 | 12 | 6.00 |
| 20 | Hunter, Lee - UCF | 2 | DL | 8 | 4 | 12 | 6.00 |
| 21 | Gbenda, David - UT | 2 | LB | 6 | 6 | 12 | 6.00 |
| 22 | Lewis, Kip - OU | 2 | LB | 4 | 8 | 12 | 6.00 |
| 23 | Hogan, Alex - UH | 2 | DB | 11 | 1 | 12 | 6.00 |
| 24 | Moore, Austin - KState | 2 | LB | 8 | 4 | 12 | 6.00 |
| 25 | Hodge, Jamoi - TCU | 2 | LB | 7 | 4 | 11 | 5.50 |
| 26 | Rawls, Lyrik - OSU | 2 | S | 7 | 4 | 11 | 5.50 |
| 27 | Lee III, Will - KState | 2 | CB | 9 | 2 | 11 | 5.50 |
| 28 | Ceaser, Nelson - UH | 2 | DL | 7 | 4 | 11 | 5.50 |
| 29 | Haulcy, A.J. - UH | 2 | DB | 6 | 5 | 11 | 5.50 |
| 30 | Pace, Deshawn - UC | 2 | LB | 6 | 5 | 11 | 5.50 |
| 31 | Bobby, Devyn - Baylor | 2 | S | 5 | 6 | 11 | 5.50 |
| 32 | Onyedim, Tyler - IowaSt | 2 | DL | 4 | 7 | 11 | 5.50 |
| 33 | Johnson, Jason - UCF | 2 | LB | 6 | 5 | 11 | 5.50 |
| 34 | Ward, Taj - UC | 2 | DB | 6 | 4 | 10 | 5.00 |
| 35 | Grzesiak, Daniel - UC | 2 | LB | 6 | 4 | 10 | 5.00 |
| 36 | Oliver, Collin - OSU | 2 | LB | 6 | 4 | 10 | 5.00 |
| 37 | Ford, Jaylan - UT | 2 | LB | 3 | 7 | 10 | 5.00 |
| 38 | Hatcher, Hayden - KU | 2 | DE | 2 | 8 | 10 | 5.00 |
| 39 | Logan Jr., Kenny - KU | 2 | S | 4 | 6 | 10 | 5.00 |
| 40 | Brown, JB - KU | 2 | LB | 5 | 5 | 10 | 5.00 |
| 41 | Cooper, Jeremiah - IowaSt | 2 | DB | 4 | 6 | 10 | 5.00 |
| 42 | Dingle, Jack - UC | 2 | LB | 5 | 4 | 9 | 4.50 |
| 43 | Gordon Jr., Corey - Baylor | 2 | S | 5 | 4 | 9 | 4.50 |
| 44 | Lathan, Trey - WVU | 2 | LB | 4 | 5 | 9 | 4.50 |
| 45 | Threats, Bryon - UC | 2 | S | 5 | 4 | 9 | 4.50 |
| 46 | Verdon, Malik - IowaSt | 2 | DB | 6 | 3 | 9 | 4.50 |
| 47 | Bartlett, Jared - WVU | 2 | LB | 5 | 4 | 9 | 4.50 |
| 48 | Latu, Nathan - OSU | 2 | DE | 4 | 5 | 9 | 4.50 |
| 49 | Slade, Ethan - BYU | 2 | DB | 4 | 5 | 9 | 4.50 |
| 50 | Benson, Xavier - OSU | 2 | LB | 5 | 4 | 9 | 4.50 |

SACKS (Minimum Games Played Pct. 75%)

| # | Player | G | Pos | Solo | Ast | Total | Avg/g |
|----|-------------------------|---|-----|------|-----|-------|-------|
| 1 | Ceaser, Nelson - UH | 2 | DL | 3 | 0 | 3 | 1.50 |
| 2 | Robinson, Jereme - KU | 2 | DE | 3 | 0 | 3 | 1.50 |
| 3 | Duke, Khalid - KState | 2 | LB | 3 | 0 | 3 | 1.50 |
| 4 | Durojaiye, Tomiwa - WVU | 2 | DL | 2 | 1 | 2.5 | 1.25 |
| 5 | Booker, Austin - KU | 2 | DL | 2 | 0 | 2 | 1.00 |
| 6 | Martin, Nickolas - OSU | 2 | LB | 2 | 0 | 2 | 1.00 |
| 7 | Lawrence, Malachi - UCF | 2 | DL | 2 | 0 | 2 | 1.00 |
| 8 | Phillips, Eric - UC | 2 | DE | 2 | 0 | 2 | 1.00 |
| 9 | Matlack, Nate - KState | 2 | DE | 2 | 0 | 2 | 1.00 |
| 10 | Bacon, Caleb - IowaSt | 2 | LB | 2 | 0 | 2 | 1.00 |

TACKLES FOR LOSS (Minimum 1.25 Total Tackles For Loss/Game, Games Played Pct. 75%)

| # | Player | G | Pos | Solo | Ast | Total | Avg/g |
|----|-----------------------------|---|-----|------|-----|-------|-------|
| 1 | Moore, Austin - KState | 2 | LB | 4 | 2 | 5 | 2.50 |
| 2 | Morris-Brash, Tre'mon - UCF | 2 | DL | 4 | 1 | 4.5 | 2.25 |
| 3 | Duke, Khalid - KState | 2 | LB | 4 | 0 | 4 | 2.00 |
| 4 | Ceaser, Nelson - UH | 2 | DL | 4 | 0 | 4 | 2.00 |
| 5 | Purchase, Myles - IowaSt | 2 | DB | 3 | 0 | 3 | 1.50 |
| 6 | Martin, Nickolas - OSU | 2 | LB | 3 | 0 | 3 | 1.50 |
| 7 | Phillips, Eric - UC | 2 | DE | 3 | 0 | 3 | 1.50 |
| 8 | Robinson, Jereme - KU | 2 | DE | 3 | 0 | 3 | 1.50 |
| 9 | Brown, JB - KU | 2 | LB | 3 | 0 | 3 | 1.50 |
| 10 | Matlack, Nate - KState | 2 | DE | 3 | 0 | 3 | 1.50 |
| 11 | Burke, Ethan - UT | 2 | DL | 3 | 0 | 3 | 1.50 |
| 12 | Stutsman, Danny - OU | 2 | LB | 1 | 3 | 2.5 | 1.25 |
| 13 | Onyedim, Tyler - IowaSt | 2 | DL | 2 | 1 | 2.5 | 1.25 |
| 14 | Grzesiak, Daniel - UC | 2 | LB | 2 | 1 | 2.5 | 1.25 |
| 15 | Durojaiye, Tomiwa - WVU | 2 | DL | 2 | 1 | 2.5 | 1.25 |
| 16 | Roberts, Ben - TTU | 2 | LB | 1 | 3 | 2.5 | 1.25 |
| 17 | Hatcher, Hayden - KU | 2 | DE | 1 | 3 | 2.5 | 1.25 |
| 18 | Franklin, TJ - Baylor | 2 | DL | 2 | 1 | 2.5 | 1.25 |

FUMBLES FORCED (Minimum Games Played Pct. 75%)

| # | Player | G | No. | Avg/g |
|----|-------------------------|---|-----|-------|
| 1 | Lawrence, Key - OU | 2 | 1 | 0.50 |
| 2 | Bradford, Millard - TCU | 2 | 1 | 0.50 |
| 3 | Ward, Taj - UC | 2 | 1 | 0.50 |
| 4 | Phillips, Eric - UC | 2 | 1 | 0.50 |
| 5 | Grzesiak, Daniel - UC | 2 | 1 | 0.50 |
| 6 | Black, Korie - OSU | 2 | 1 | 0.50 |
| 7 | Mott, Brendan - KState | 2 | 1 | 0.50 |
| 8 | Ledet, Quincy - TTU | 2 | 1 | 0.50 |
| 9 | Hamilton, Isaiah - UH | 2 | 1 | 0.50 |
| 10 | Duke, Khalid - KState | 2 | 1 | 0.50 |

FUMBLES RECOVERED (Minimum Games Played Pct. 75%)

| # | Player | G | No. | Avg/g |
|----|--------------------------|---|-----|-------|
| 1 | Linton, Steve - TTU | 2 | 1 | 0.50 |
| 2 | Bradford, Millard - TCU | 2 | 1 | 0.50 |
| 3 | Bush, Jett - UT | 2 | 1 | 0.50 |
| 4 | Ward, Taj - UC | 2 | 1 | 0.50 |
| 5 | Robinson, Malik - UH | 2 | 1 | 0.50 |
| 6 | Grzesiak, Daniel - UC | 2 | 1 | 0.50 |
| 7 | Walker, Kani - OU | 2 | 1 | 0.50 |
| 8 | Daniels, Kendal - OSU | 2 | 1 | 0.50 |
| 9 | Stutsman, Danny - OU | 2 | 1 | 0.50 |
| 10 | Jackson, Bryson - Baylor | 2 | 1 | 0.50 |

PASSES DEFENDED (Minimum Games Played Pct. 75%)

| # | Player | G | Brup | Int. | Total | Avg/g |
|----|---------------------------|---|------|------|-------|-------|
| 1 | Harris, Justin - UC | 2 | 5 | 1 | 6 | 3.00 |
| 2 | Cooper, Jeremiah - IowaSt | 2 | 1 | 3 | 4 | 2.00 |
| 3 | Thornton, Corey - UCF | 2 | 3 | 1 | 4 | 2.00 |
| 4 | Newton, Josh - TCU | 2 | 3 | 0 | 3 | 1.50 |
| 5 | Parrish, Jacob - KState | 2 | 3 | 0 | 3 | 1.50 |
| 6 | Robinson, Jakob - BYU | 2 | 1 | 2 | 3 | 1.50 |
| 7 | Bishop Jr., Beanie - WVU | 2 | 2 | 1 | 3 | 1.50 |
| 8 | Fleming, Malik - UH | 2 | 0 | 2 | 2 | 1.00 |
| 9 | Garrett, Kamden - BYU | 2 | 1 | 1 | 2 | 1.00 |
| 10 | Hogan, Alex - UH | 2 | 2 | 0 | 2 | 1.00 |



**2023-24 Big 12 Football
Extended Team Leaders
All games**

SCORING OFFENSE

| Team | G | TD | FG | XPT | 2XP | DXP | Saf | Pts | Avg/G |
|---------------|---|----|----|-----|-----|-----|-----|-----|-------|
| Oklahoma | 2 | 14 | 1 | 14 | 0 | 0 | 0 | 101 | 50.5 |
| Cincinnati | 2 | 12 | 3 | 12 | 0 | 0 | 0 | 93 | 46.5 |
| Kansas St. | 2 | 12 | 1 | 12 | 0 | 0 | 0 | 87 | 43.5 |
| TCU | 2 | 11 | 2 | 11 | 0 | 0 | 0 | 83 | 41.5 |
| Kansas | 2 | 10 | 4 | 10 | 0 | 0 | 0 | 82 | 41 |
| UCF | 2 | 9 | 4 | 8 | 0 | 0 | 0 | 74 | 37 |
| West Virginia | 2 | 10 | 0 | 9 | 1 | 0 | 0 | 71 | 35.5 |
| Texas | 2 | 8 | 5 | 8 | 0 | 0 | 0 | 71 | 35.5 |
| Texas Tech | 2 | 8 | 3 | 6 | 0 | 0 | 0 | 63 | 31.5 |
| Houston | 2 | 8 | 1 | 7 | 0 | 0 | 0 | 58 | 29 |
| BYU | 2 | 8 | 0 | 7 | 0 | 0 | 0 | 55 | 27.5 |
| Oklahoma St. | 2 | 6 | 4 | 6 | 0 | 0 | 0 | 54 | 27 |
| Baylor | 2 | 4 | 5 | 3 | 1 | 0 | 0 | 44 | 22 |
| Iowa St. | 2 | 5 | 3 | 4 | 0 | 0 | 0 | 43 | 21.5 |

TOTAL DEFENSE

| Team | G | Rush | Pass | Plays | Yards | Avg/P | TD | Avg/G |
|---------------|---|------|------|-------|-------|-------|----|-------|
| Kansas St. | 2 | 76 | 437 | 129 | 513 | 3.98 | 1 | 256.5 |
| Iowa St. | 2 | 218 | 296 | 123 | 514 | 4.18 | 2 | 257 |
| BYU | 2 | 122 | 409 | 117 | 531 | 4.54 | 2 | 265.5 |
| Texas | 2 | 134 | 404 | 113 | 538 | 4.76 | 3 | 269 |
| Kansas | 2 | 213 | 345 | 104 | 558 | 5.37 | 5 | 279 |
| Cincinnati | 2 | 208 | 356 | 118 | 564 | 4.78 | 4 | 282 |
| Oklahoma | 2 | 165 | 410 | 129 | 575 | 4.46 | 1 | 287.5 |
| UCF | 2 | 267 | 356 | 134 | 623 | 4.65 | 2 | 311.5 |
| Oklahoma St. | 2 | 233 | 435 | 128 | 668 | 5.22 | 4 | 334 |
| West Virginia | 2 | 149 | 563 | 125 | 712 | 5.7 | 7 | 356 |
| Texas Tech | 2 | 284 | 508 | 153 | 792 | 5.18 | 7 | 396 |
| Baylor | 2 | 367 | 451 | 142 | 818 | 5.76 | 8 | 409 |
| TCU | 2 | 141 | 687 | 156 | 828 | 5.31 | 6 | 414 |
| Houston | 2 | 277 | 610 | 144 | 887 | 6.16 | 8 | 443.5 |

SCORING DEFENSE

| Team | G | TD | FG | XPT | 2XP | DXP | Saf | Pts | Avg/G |
|---------------|---|----|----|-----|-----|-----|-----|-----|-------|
| Oklahoma | 2 | 1 | 1 | 0 | 1 | 0 | 0 | 11 | 5.5 |
| Kansas St. | 2 | 1 | 2 | 1 | 0 | 0 | 0 | 13 | 6.5 |
| BYU | 2 | 2 | 1 | 1 | 0 | 0 | 0 | 16 | 8 |
| UCF | 2 | 2 | 3 | 1 | 0 | 0 | 0 | 22 | 11 |
| Oklahoma St. | 2 | 4 | 0 | 2 | 1 | 0 | 0 | 28 | 14 |
| Iowa St. | 2 | 3 | 3 | 2 | 0 | 0 | 0 | 29 | 14.5 |
| Texas | 2 | 3 | 4 | 2 | 1 | 0 | 0 | 34 | 17 |
| Cincinnati | 2 | 4 | 2 | 4 | 0 | 0 | 0 | 34 | 17 |
| Kansas | 2 | 5 | 1 | 3 | 2 | 0 | 0 | 40 | 20 |
| TCU | 2 | 6 | 3 | 6 | 0 | 0 | 0 | 51 | 25.5 |
| West Virginia | 2 | 7 | 2 | 7 | 0 | 0 | 0 | 55 | 27.5 |
| Houston | 2 | 8 | 0 | 7 | 1 | 0 | 0 | 57 | 28.5 |
| Baylor | 2 | 8 | 2 | 8 | 0 | 0 | 0 | 62 | 31 |
| Texas Tech | 2 | 8 | 5 | 6 | 2 | 0 | 0 | 73 | 36.5 |

TOTAL OFFENSE PLAYS

| Team | G | Rush | Pass | Plays | Yards | Avg/P | TD | Avg/G |
|---------------|---|------|------|-------|-------|-------|----|-------|
| Oklahoma | 2 | 409 | 598 | 156 | 1007 | 6.46 | 13 | 503.5 |
| Houston | 2 | 284 | 493 | 153 | 777 | 5.08 | 8 | 388.5 |
| Texas Tech | 2 | 267 | 620 | 152 | 887 | 5.84 | 8 | 443.5 |
| Texas | 2 | 263 | 649 | 150 | 912 | 6.08 | 8 | 456 |
| TCU | 2 | 391 | 592 | 149 | 983 | 6.6 | 10 | 491.5 |
| West Virginia | 2 | 450 | 477 | 148 | 927 | 6.26 | 10 | 463.5 |
| UCF | 2 | 647 | 606 | 146 | 1253 | 8.58 | 9 | 626.5 |
| Oklahoma St. | 2 | 262 | 495 | 142 | 757 | 5.33 | 6 | 378.5 |
| Kansas St. | 2 | 375 | 610 | 141 | 985 | 6.99 | 12 | 492.5 |
| Cincinnati | 2 | 445 | 593 | 140 | 1038 | 7.41 | 12 | 519 |
| Kansas | 2 | 507 | 553 | 139 | 1060 | 7.63 | 10 | 530 |
| Baylor | 2 | 229 | 634 | 133 | 863 | 6.49 | 4 | 431.5 |
| BYU | 2 | 158 | 493 | 122 | 651 | 5.34 | 8 | 325.5 |
| Iowa St. | 2 | 221 | 319 | 120 | 540 | 4.5 | 4 | 270 |

TOUCHDOWNS SCORED

| Team | G | TD | FG | XPT | 2XP | DXP | Saf | Pts | Avg/G |
|---------------|---|----|----|-----|-----|-----|-----|-----|-------|
| Oklahoma | 2 | 14 | 1 | 14 | 0 | 0 | 0 | 101 | 50.5 |
| Kansas St. | 2 | 12 | 1 | 12 | 0 | 0 | 0 | 87 | 43.5 |
| Cincinnati | 2 | 12 | 3 | 12 | 0 | 0 | 0 | 93 | 46.5 |
| TCU | 2 | 11 | 2 | 11 | 0 | 0 | 0 | 83 | 41.5 |
| West Virginia | 2 | 10 | 0 | 9 | 1 | 0 | 0 | 71 | 35.5 |
| Kansas | 2 | 10 | 4 | 10 | 0 | 0 | 0 | 82 | 41 |
| UCF | 2 | 9 | 4 | 8 | 0 | 0 | 0 | 74 | 37 |
| Texas Tech | 2 | 8 | 3 | 6 | 0 | 0 | 0 | 63 | 31.5 |
| Texas | 2 | 8 | 5 | 8 | 0 | 0 | 0 | 71 | 35.5 |
| Houston | 2 | 8 | 1 | 7 | 0 | 0 | 0 | 58 | 29 |
| BYU | 2 | 8 | 0 | 7 | 0 | 0 | 0 | 55 | 27.5 |
| Oklahoma St. | 2 | 6 | 4 | 6 | 0 | 0 | 0 | 54 | 27 |
| Iowa St. | 2 | 5 | 3 | 4 | 0 | 0 | 0 | 43 | 21.5 |
| Baylor | 2 | 4 | 5 | 3 | 1 | 0 | 0 | 44 | 22 |

TOTAL OFFENSE YARDS

| Team | G | Rush | Pass | Plays | Yards | Avg/P | TD | Avg/G |
|---------------|---|------|------|-------|-------|-------|----|-------|
| UCF | 2 | 647 | 606 | 146 | 1253 | 8.58 | 9 | 626.5 |
| Kansas | 2 | 507 | 553 | 139 | 1060 | 7.63 | 10 | 530 |
| Cincinnati | 2 | 445 | 593 | 140 | 1038 | 7.41 | 12 | 519 |
| Oklahoma | 2 | 409 | 598 | 156 | 1007 | 6.46 | 13 | 503.5 |
| Kansas St. | 2 | 375 | 610 | 141 | 985 | 6.99 | 12 | 492.5 |
| TCU | 2 | 391 | 592 | 149 | 983 | 6.6 | 10 | 491.5 |
| West Virginia | 2 | 450 | 477 | 148 | 927 | 6.26 | 10 | 463.5 |
| Texas | 2 | 263 | 649 | 150 | 912 | 6.08 | 8 | 456 |
| Texas Tech | 2 | 267 | 620 | 152 | 887 | 5.84 | 8 | 443.5 |
| Baylor | 2 | 229 | 634 | 133 | 863 | 6.49 | 4 | 431.5 |
| Houston | 2 | 284 | 493 | 153 | 777 | 5.08 | 8 | 388.5 |
| Oklahoma St. | 2 | 262 | 495 | 142 | 757 | 5.33 | 6 | 378.5 |
| BYU | 2 | 158 | 493 | 122 | 651 | 5.34 | 8 | 325.5 |
| Iowa St. | 2 | 221 | 319 | 120 | 540 | 4.5 | 4 | 270 |



**2023-24 Big 12 Football
Extended Team Leaders
All games**

PTS SCORED KICKING

| Team | G | TD | FG | XPT | 2XP | DXP | Saf | Pts | Avg/G |
|---------------|---|----|----|-----|-----|-----|-----|-----|-------|
| Oklahoma | 2 | 14 | 1 | 14 | 0 | 0 | 0 | 101 | 50.5 |
| Cincinnati | 2 | 12 | 3 | 12 | 0 | 0 | 0 | 93 | 46.5 |
| Kansas St. | 2 | 12 | 1 | 12 | 0 | 0 | 0 | 87 | 43.5 |
| TCU | 2 | 11 | 2 | 11 | 0 | 0 | 0 | 83 | 41.5 |
| Kansas | 2 | 10 | 4 | 10 | 0 | 0 | 0 | 82 | 41 |
| UCF | 2 | 9 | 4 | 8 | 0 | 0 | 0 | 74 | 37 |
| West Virginia | 2 | 10 | 0 | 9 | 1 | 0 | 0 | 71 | 35.5 |
| Texas | 2 | 8 | 5 | 8 | 0 | 0 | 0 | 71 | 35.5 |
| Texas Tech | 2 | 8 | 3 | 6 | 0 | 0 | 0 | 63 | 31.5 |
| Houston | 2 | 8 | 1 | 7 | 0 | 0 | 0 | 58 | 29 |
| BYU | 2 | 8 | 0 | 7 | 0 | 0 | 0 | 55 | 27.5 |
| Oklahoma St. | 2 | 6 | 4 | 6 | 0 | 0 | 0 | 54 | 27 |
| Baylor | 2 | 4 | 5 | 3 | 1 | 0 | 0 | 44 | 22 |
| Iowa St. | 2 | 5 | 3 | 4 | 0 | 0 | 0 | 43 | 21.5 |

TOTAL OFF. AVG/PLAY

| Team | G | Rush | Pass | Plays | Yards | Avg/P | TD | Avg/G |
|---------------|---|------|------|-------|-------|-------|----|-------|
| UCF | 2 | 647 | 606 | 146 | 1253 | 8.58 | 9 | 626.5 |
| Kansas | 2 | 507 | 553 | 139 | 1060 | 7.63 | 10 | 530 |
| Cincinnati | 2 | 445 | 593 | 140 | 1038 | 7.41 | 12 | 519 |
| Kansas St. | 2 | 375 | 610 | 141 | 985 | 6.99 | 12 | 492.5 |
| TCU | 2 | 391 | 592 | 149 | 983 | 6.6 | 10 | 491.5 |
| Baylor | 2 | 229 | 634 | 133 | 863 | 6.49 | 4 | 431.5 |
| Oklahoma | 2 | 409 | 598 | 156 | 1007 | 6.46 | 13 | 503.5 |
| West Virginia | 2 | 450 | 477 | 148 | 927 | 6.26 | 10 | 463.5 |
| Texas | 2 | 263 | 649 | 150 | 912 | 6.08 | 8 | 456 |
| Texas Tech | 2 | 267 | 620 | 152 | 887 | 5.84 | 8 | 443.5 |
| BYU | 2 | 158 | 493 | 122 | 651 | 5.34 | 8 | 325.5 |
| Oklahoma St. | 2 | 262 | 495 | 142 | 757 | 5.33 | 6 | 378.5 |
| Houston | 2 | 284 | 493 | 153 | 777 | 5.08 | 8 | 388.5 |
| Iowa St. | 2 | 221 | 319 | 120 | 540 | 4.5 | 4 | 270 |

TOTAL OFFENSE

| Team | G | Rush | Pass | Plays | Yards | Avg/P | TD | Avg/G |
|---------------|---|------|------|-------|-------|-------|----|-------|
| UCF | 2 | 647 | 606 | 146 | 1253 | 8.58 | 9 | 626.5 |
| Kansas | 2 | 507 | 553 | 139 | 1060 | 7.63 | 10 | 530 |
| Cincinnati | 2 | 445 | 593 | 140 | 1038 | 7.41 | 12 | 519 |
| Oklahoma | 2 | 409 | 598 | 156 | 1007 | 6.46 | 13 | 503.5 |
| Kansas St. | 2 | 375 | 610 | 141 | 985 | 6.99 | 12 | 492.5 |
| TCU | 2 | 391 | 592 | 149 | 983 | 6.6 | 10 | 491.5 |
| West Virginia | 2 | 450 | 477 | 148 | 927 | 6.26 | 10 | 463.5 |
| Texas | 2 | 263 | 649 | 150 | 912 | 6.08 | 8 | 456 |
| Texas Tech | 2 | 267 | 620 | 152 | 887 | 5.84 | 8 | 443.5 |
| Baylor | 2 | 229 | 634 | 133 | 863 | 6.49 | 4 | 431.5 |
| Houston | 2 | 284 | 493 | 153 | 777 | 5.08 | 8 | 388.5 |
| Oklahoma St. | 2 | 262 | 495 | 142 | 757 | 5.33 | 6 | 378.5 |
| BYU | 2 | 158 | 493 | 122 | 651 | 5.34 | 8 | 325.5 |
| Iowa St. | 2 | 221 | 319 | 120 | 540 | 4.5 | 4 | 270 |

TOTAL OFFENSE TDS

| Team | G | Rush | Pass | Plays | Yards | Avg/P | TD | Avg/G |
|---------------|---|------|------|-------|-------|-------|----|-------|
| Oklahoma | 2 | 409 | 598 | 156 | 1007 | 6.46 | 13 | 503.5 |
| Kansas St. | 2 | 375 | 610 | 141 | 985 | 6.99 | 12 | 492.5 |
| Cincinnati | 2 | 445 | 593 | 140 | 1038 | 7.41 | 12 | 519 |
| West Virginia | 2 | 450 | 477 | 148 | 927 | 6.26 | 10 | 463.5 |
| TCU | 2 | 391 | 592 | 149 | 983 | 6.6 | 10 | 491.5 |
| Kansas | 2 | 507 | 553 | 139 | 1060 | 7.63 | 10 | 530 |
| UCF | 2 | 647 | 606 | 146 | 1253 | 8.58 | 9 | 626.5 |
| Texas Tech | 2 | 267 | 620 | 152 | 887 | 5.84 | 8 | 443.5 |
| Texas | 2 | 263 | 649 | 150 | 912 | 6.08 | 8 | 456 |
| Houston | 2 | 284 | 493 | 153 | 777 | 5.08 | 8 | 388.5 |
| BYU | 2 | 158 | 493 | 122 | 651 | 5.34 | 8 | 325.5 |
| Oklahoma St. | 2 | 262 | 495 | 142 | 757 | 5.33 | 6 | 378.5 |
| Iowa St. | 2 | 221 | 319 | 120 | 540 | 4.5 | 4 | 270 |
| Baylor | 2 | 229 | 634 | 133 | 863 | 6.49 | 4 | 431.5 |

RUSHING OFFENSE

| Team | G | Att | Yards | Avg/A | Long | TD | Avg/G |
|---------------|---|-----|-------|-------|------|----|-------|
| UCF | 2 | 87 | 647 | 7.44 | 48 | 6 | 323.5 |
| Kansas | 2 | 82 | 507 | 6.18 | 48 | 6 | 253.5 |
| West Virginia | 2 | 89 | 450 | 5.06 | 39 | 6 | 225 |
| Cincinnati | 2 | 86 | 445 | 5.17 | 68 | 4 | 222.5 |
| Oklahoma | 2 | 96 | 409 | 4.26 | 30 | 6 | 204.5 |
| TCU | 2 | 74 | 391 | 5.28 | 74 | 5 | 195.5 |
| Kansas St. | 2 | 78 | 375 | 4.81 | 43 | 6 | 187.5 |
| Houston | 2 | 76 | 284 | 3.74 | 23 | 4 | 142 |
| Texas Tech | 2 | 65 | 267 | 4.11 | 58 | 2 | 133.5 |
| Texas | 2 | 76 | 263 | 3.46 | 32 | 2 | 131.5 |
| Oklahoma St. | 2 | 62 | 262 | 4.23 | 34 | 3 | 131 |
| Baylor | 2 | 61 | 229 | 3.75 | 32 | 2 | 114.5 |
| Iowa St. | 2 | 58 | 221 | 3.81 | 26 | 1 | 110.5 |
| BYU | 2 | 57 | 158 | 2.77 | 21 | 4 | 79 |

RUSHING TDS

| Team | G | Att | Yards | Avg/A | Long | TD | Avg/G |
|---------------|---|-----|-------|-------|------|----|-------|
| West Virginia | 2 | 89 | 450 | 5.06 | 39 | 6 | 225 |
| UCF | 2 | 87 | 647 | 7.44 | 48 | 6 | 323.5 |
| Oklahoma | 2 | 96 | 409 | 4.26 | 30 | 6 | 204.5 |
| Kansas St. | 2 | 78 | 375 | 4.81 | 43 | 6 | 187.5 |
| Kansas | 2 | 82 | 507 | 6.18 | 48 | 6 | 253.5 |
| TCU | 2 | 74 | 391 | 5.28 | 74 | 5 | 195.5 |
| Houston | 2 | 76 | 284 | 3.74 | 23 | 4 | 142 |
| Cincinnati | 2 | 86 | 445 | 5.17 | 68 | 4 | 222.5 |
| BYU | 2 | 57 | 158 | 2.77 | 21 | 4 | 79 |
| Oklahoma St. | 2 | 62 | 262 | 4.23 | 34 | 3 | 131 |
| Texas Tech | 2 | 65 | 267 | 4.11 | 58 | 2 | 133.5 |
| Texas | 2 | 76 | 263 | 3.46 | 32 | 2 | 131.5 |
| Baylor | 2 | 61 | 229 | 3.75 | 32 | 2 | 114.5 |
| Iowa St. | 2 | 58 | 221 | 3.81 | 26 | 1 | 110.5 |



**2023-24 Big 12 Football
Extended Team Leaders
All games**

RUSHING DEFENSE

| Team | G | Att | Yards | Avg/A | Long | TD | Avg/G |
|---------------|---|-----|-------|-------|------|----|-------|
| Kansas St. | 2 | 54 | 76 | 1.41 | 46 | 0 | 38 |
| BYU | 2 | 51 | 122 | 2.39 | 16 | 1 | 61 |
| Texas | 2 | 60 | 134 | 2.23 | 20 | 0 | 67 |
| TCU | 2 | 73 | 141 | 1.93 | 10 | 2 | 70.5 |
| West Virginia | 2 | 63 | 149 | 2.37 | 14 | 2 | 74.5 |
| Oklahoma | 2 | 57 | 165 | 2.89 | 23 | 0 | 82.5 |
| Cincinnati | 2 | 61 | 208 | 3.41 | 38 | 0 | 104 |
| Kansas | 2 | 55 | 213 | 3.87 | 72 | 3 | 106.5 |
| Iowa St. | 2 | 66 | 218 | 3.3 | 59 | 1 | 109 |
| Oklahoma St. | 2 | 62 | 233 | 3.76 | 27 | 1 | 116.5 |
| UCF | 2 | 75 | 267 | 3.56 | 24 | 0 | 133.5 |
| Houston | 2 | 66 | 277 | 4.2 | 44 | 4 | 138.5 |
| Texas Tech | 2 | 75 | 284 | 3.79 | 17 | 3 | 142 |
| Baylor | 2 | 86 | 367 | 4.27 | 65 | 5 | 183.5 |

PASS EFFICIENCY

| Team | G | Comp-Att-Int | Pct. | Yds | Avg/G | TD | Effic |
|---------------|---|--------------|-------|-----|--------|----|--------|
| Cincinnati | 2 | 42 - 54 - 1 | 77.78 | 593 | 296.50 | 8 | 215.21 |
| Oklahoma | 2 | 49 - 60 - 0 | 81.67 | 598 | 299.00 | 7 | 203.89 |
| Kansas | 2 | 43 - 57 - 1 | 75.44 | 553 | 276.50 | 4 | 176.58 |
| Kansas St. | 2 | 43 - 63 - 2 | 68.25 | 610 | 305.00 | 6 | 174.67 |
| Texas | 2 | 46 - 74 - 0 | 62.16 | 649 | 324.50 | 6 | 162.59 |
| UCF | 2 | 41 - 59 - 4 | 69.49 | 606 | 303.00 | 3 | 158.99 |
| TCU | 2 | 52 - 75 - 3 | 69.33 | 592 | 296.00 | 5 | 149.64 |
| West Virginia | 2 | 33 - 59 - 0 | 55.93 | 477 | 238.50 | 4 | 146.22 |
| BYU | 2 | 42 - 65 - 1 | 64.62 | 493 | 246.50 | 4 | 145.56 |
| Texas Tech | 2 | 55 - 87 - 4 | 63.22 | 620 | 310.00 | 6 | 136.64 |
| Baylor | 2 | 39 - 72 - 3 | 54.17 | 634 | 317.00 | 2 | 128.97 |
| Houston | 2 | 46 - 77 - 1 | 59.74 | 493 | 246.50 | 4 | 128.07 |
| Oklahoma St. | 2 | 52 - 80 - 1 | 65.00 | 495 | 247.50 | 3 | 126.85 |
| Iowa St. | 2 | 37 - 62 - 1 | 59.68 | 319 | 159.50 | 3 | 115.64 |

YARDS PER RUSH

| Team | G | Att | Yards | Avg/A | Long | TD | Avg/G |
|---------------|---|-----|-------|-------|------|----|-------|
| UCF | 2 | 87 | 647 | 7.44 | 48 | 6 | 323.5 |
| Kansas | 2 | 82 | 507 | 6.18 | 48 | 6 | 253.5 |
| TCU | 2 | 74 | 391 | 5.28 | 74 | 5 | 195.5 |
| Cincinnati | 2 | 86 | 445 | 5.17 | 68 | 4 | 222.5 |
| West Virginia | 2 | 89 | 450 | 5.06 | 39 | 6 | 225 |
| Kansas St. | 2 | 78 | 375 | 4.81 | 43 | 6 | 187.5 |
| Oklahoma | 2 | 96 | 409 | 4.26 | 30 | 6 | 204.5 |
| Oklahoma St. | 2 | 62 | 262 | 4.23 | 34 | 3 | 131 |
| Texas Tech | 2 | 65 | 267 | 4.11 | 58 | 2 | 133.5 |
| Iowa St. | 2 | 58 | 221 | 3.81 | 26 | 1 | 110.5 |
| Baylor | 2 | 61 | 229 | 3.75 | 32 | 2 | 114.5 |
| Houston | 2 | 76 | 284 | 3.74 | 23 | 4 | 142 |
| Texas | 2 | 76 | 263 | 3.46 | 32 | 2 | 131.5 |
| BYU | 2 | 57 | 158 | 2.77 | 21 | 4 | 79 |

PASS DEFENSE EFFIC.

| Team | G | Comp-Att-Int | Pct. | Yds | Avg/G | TD | Effic |
|---------------|---|--------------|-------|-----|--------|----|--------|
| Iowa St. | 2 | 29 - 57 - 3 | 50.88 | 296 | 148.00 | 1 | 89.76 |
| BYU | 2 | 35 - 66 - 4 | 53.03 | 409 | 204.50 | 1 | 97.96 |
| UCF | 2 | 26 - 59 - 2 | 44.07 | 356 | 178.00 | 2 | 99.16 |
| Oklahoma | 2 | 39 - 72 - 1 | 54.17 | 410 | 205.00 | 1 | 103.81 |
| Cincinnati | 2 | 23 - 57 - 2 | 40.35 | 356 | 178.00 | 4 | 108.95 |
| Kansas St. | 2 | 47 - 75 - 1 | 62.67 | 437 | 218.50 | 1 | 113.34 |
| Texas | 2 | 28 - 53 - 4 | 52.83 | 404 | 202.00 | 3 | 120.45 |
| Kansas | 2 | 33 - 49 - 4 | 67.35 | 345 | 172.50 | 2 | 123.63 |
| Oklahoma St. | 2 | 40 - 66 - 1 | 60.61 | 435 | 217.50 | 3 | 127.94 |
| Houston | 2 | 46 - 78 - 4 | 58.97 | 610 | 305.00 | 4 | 131.33 |
| Texas Tech | 2 | 50 - 78 - 0 | 64.10 | 508 | 254.00 | 4 | 135.73 |
| Baylor | 2 | 34 - 56 - 1 | 60.71 | 451 | 225.50 | 3 | 142.47 |
| TCU | 2 | 55 - 83 - 1 | 66.27 | 687 | 343.50 | 4 | 149.29 |
| West Virginia | 2 | 37 - 62 - 2 | 59.68 | 563 | 281.50 | 5 | 156.12 |

RUSH ATTEMPTS

| Team | G | Att | Yards | Avg/A | Long | TD | Avg/G |
|---------------|---|-----|-------|-------|------|----|-------|
| Oklahoma | 2 | 96 | 409 | 4.26 | 30 | 6 | 204.5 |
| West Virginia | 2 | 89 | 450 | 5.06 | 39 | 6 | 225 |
| UCF | 2 | 87 | 647 | 7.44 | 48 | 6 | 323.5 |
| Cincinnati | 2 | 86 | 445 | 5.17 | 68 | 4 | 222.5 |
| Kansas | 2 | 82 | 507 | 6.18 | 48 | 6 | 253.5 |
| Kansas St. | 2 | 78 | 375 | 4.81 | 43 | 6 | 187.5 |
| Texas | 2 | 76 | 263 | 3.46 | 32 | 2 | 131.5 |
| Houston | 2 | 76 | 284 | 3.74 | 23 | 4 | 142 |
| TCU | 2 | 74 | 391 | 5.28 | 74 | 5 | 195.5 |
| Texas Tech | 2 | 65 | 267 | 4.11 | 58 | 2 | 133.5 |
| Oklahoma St. | 2 | 62 | 262 | 4.23 | 34 | 3 | 131 |
| Baylor | 2 | 61 | 229 | 3.75 | 32 | 2 | 114.5 |
| Iowa St. | 2 | 58 | 221 | 3.81 | 26 | 1 | 110.5 |
| BYU | 2 | 57 | 158 | 2.77 | 21 | 4 | 79 |



**2023-24 Big 12 Football
Extended Team Leaders
All games**

RUSH YARDS

| Team | G | Att | Yards | Avg/A | Long | TD | Avg/G |
|---------------|---|-----|-------|-------|------|----|-------|
| UCF | 2 | 87 | 647 | 7.44 | 48 | 6 | 323.5 |
| Kansas | 2 | 82 | 507 | 6.18 | 48 | 6 | 253.5 |
| West Virginia | 2 | 89 | 450 | 5.06 | 39 | 6 | 225 |
| Cincinnati | 2 | 86 | 445 | 5.17 | 68 | 4 | 222.5 |
| Oklahoma | 2 | 96 | 409 | 4.26 | 30 | 6 | 204.5 |
| TCU | 2 | 74 | 391 | 5.28 | 74 | 5 | 195.5 |
| Kansas St. | 2 | 78 | 375 | 4.81 | 43 | 6 | 187.5 |
| Houston | 2 | 76 | 284 | 3.74 | 23 | 4 | 142 |
| Texas Tech | 2 | 65 | 267 | 4.11 | 58 | 2 | 133.5 |
| Texas | 2 | 76 | 263 | 3.46 | 32 | 2 | 131.5 |
| Oklahoma St. | 2 | 62 | 262 | 4.23 | 34 | 3 | 131 |
| Baylor | 2 | 61 | 229 | 3.75 | 32 | 2 | 114.5 |
| Iowa St. | 2 | 58 | 221 | 3.81 | 26 | 1 | 110.5 |
| BYU | 2 | 57 | 158 | 2.77 | 21 | 4 | 79 |



**2023-24 Big 12 Football
Extended Team Leaders
All games**

PASS OFFENSE

| Team | G | Comp-Att-Int | Pct. | Yds | Avg/A | TD | Avg/G |
|---------------|---|--------------|-------|-----|-------|----|--------|
| Texas | 2 | 46 - 74 - 0 | 62.16 | 649 | 8.77 | 6 | 324.50 |
| Baylor | 2 | 39 - 72 - 3 | 54.17 | 634 | 8.81 | 2 | 317.00 |
| Texas Tech | 2 | 55 - 87 - 4 | 63.22 | 620 | 7.13 | 6 | 310.00 |
| Kansas St. | 2 | 43 - 63 - 2 | 68.25 | 610 | 9.68 | 6 | 305.00 |
| UCF | 2 | 41 - 59 - 4 | 69.49 | 606 | 10.27 | 3 | 303.00 |
| Oklahoma | 2 | 49 - 60 - 0 | 81.67 | 598 | 9.97 | 7 | 299.00 |
| Cincinnati | 2 | 42 - 54 - 1 | 77.78 | 593 | 10.98 | 8 | 296.50 |
| TCU | 2 | 52 - 75 - 3 | 69.33 | 592 | 7.89 | 5 | 296.00 |
| Kansas | 2 | 43 - 57 - 1 | 75.44 | 553 | 9.70 | 4 | 276.50 |
| Oklahoma St. | 2 | 52 - 80 - 1 | 65.00 | 495 | 6.19 | 3 | 247.50 |
| Houston | 2 | 46 - 77 - 1 | 59.74 | 493 | 6.40 | 4 | 246.50 |
| BYU | 2 | 42 - 65 - 1 | 64.62 | 493 | 7.58 | 4 | 246.50 |
| West Virginia | 2 | 33 - 59 - 0 | 55.93 | 477 | 8.08 | 4 | 238.50 |
| Iowa St. | 2 | 37 - 62 - 1 | 59.68 | 319 | 5.15 | 3 | 159.50 |

PASS COMP. PCT

| Team | G | Comp-Att-Int | Pct. | Yds | Avg/A | TD | Avg/G |
|---------------|---|--------------|-------|-----|-------|----|--------|
| Oklahoma | 2 | 49 - 60 - 0 | 81.67 | 598 | 9.97 | 7 | 299.00 |
| Cincinnati | 2 | 42 - 54 - 1 | 77.78 | 593 | 10.98 | 8 | 296.50 |
| Kansas | 2 | 43 - 57 - 1 | 75.44 | 553 | 9.70 | 4 | 276.50 |
| UCF | 2 | 41 - 59 - 4 | 69.49 | 606 | 10.27 | 3 | 303.00 |
| TCU | 2 | 52 - 75 - 3 | 69.33 | 592 | 7.89 | 5 | 296.00 |
| Kansas St. | 2 | 43 - 63 - 2 | 68.25 | 610 | 9.68 | 6 | 305.00 |
| Oklahoma St. | 2 | 52 - 80 - 1 | 65.00 | 495 | 6.19 | 3 | 247.50 |
| BYU | 2 | 42 - 65 - 1 | 64.62 | 493 | 7.58 | 4 | 246.50 |
| Texas Tech | 2 | 55 - 87 - 4 | 63.22 | 620 | 7.13 | 6 | 310.00 |
| Texas | 2 | 46 - 74 - 0 | 62.16 | 649 | 8.77 | 6 | 324.50 |
| Houston | 2 | 46 - 77 - 1 | 59.74 | 493 | 6.40 | 4 | 246.50 |
| Iowa St. | 2 | 37 - 62 - 1 | 59.68 | 319 | 5.15 | 3 | 159.50 |
| West Virginia | 2 | 33 - 59 - 0 | 55.93 | 477 | 8.08 | 4 | 238.50 |
| Baylor | 2 | 39 - 72 - 3 | 54.17 | 634 | 8.81 | 2 | 317.00 |

PASS DEFENSE

| Team | G | Comp-Att-Int | Pct. | Yds | Avg/A | TD | Avg/G |
|---------------|---|--------------|-------|-----|-------|----|--------|
| Iowa St. | 2 | 29 - 57 - 3 | 50.88 | 296 | 5.19 | 1 | 148.00 |
| Kansas | 2 | 33 - 49 - 4 | 67.35 | 345 | 7.04 | 2 | 172.50 |
| UCF | 2 | 26 - 59 - 2 | 44.07 | 356 | 6.03 | 2 | 178.00 |
| Cincinnati | 2 | 23 - 57 - 2 | 40.35 | 356 | 6.25 | 4 | 178.00 |
| Texas | 2 | 28 - 53 - 4 | 52.83 | 404 | 7.62 | 3 | 202.00 |
| BYU | 2 | 35 - 66 - 4 | 53.03 | 409 | 6.20 | 1 | 204.50 |
| Oklahoma | 2 | 39 - 72 - 1 | 54.17 | 410 | 5.69 | 1 | 205.00 |
| Oklahoma St. | 2 | 40 - 66 - 1 | 60.61 | 435 | 6.59 | 3 | 217.50 |
| Kansas St. | 2 | 47 - 75 - 1 | 62.67 | 437 | 5.83 | 1 | 218.50 |
| Baylor | 2 | 34 - 56 - 1 | 60.71 | 451 | 8.05 | 3 | 225.50 |
| Texas Tech | 2 | 50 - 78 - 0 | 64.10 | 508 | 6.51 | 4 | 254.00 |
| West Virginia | 2 | 37 - 62 - 2 | 59.68 | 563 | 9.08 | 5 | 281.50 |
| Houston | 2 | 46 - 78 - 4 | 58.97 | 610 | 7.82 | 4 | 305.00 |
| TCU | 2 | 55 - 83 - 1 | 66.27 | 687 | 8.28 | 4 | 343.50 |

PASS YDS/COMP.

| Team | G | Comp-Att-Int | Pct. | Yds | Avg/A | TD | Avg/G |
|---------------|---|--------------|-------|-----|-------|----|--------|
| Cincinnati | 2 | 42 - 54 - 1 | 77.78 | 593 | 10.98 | 8 | 296.50 |
| Oklahoma | 2 | 49 - 60 - 0 | 81.67 | 598 | 9.97 | 7 | 299.00 |
| Kansas | 2 | 43 - 57 - 1 | 75.44 | 553 | 9.70 | 4 | 276.50 |
| Kansas St. | 2 | 43 - 63 - 2 | 68.25 | 610 | 9.68 | 6 | 305.00 |
| Texas | 2 | 46 - 74 - 0 | 62.16 | 649 | 8.77 | 6 | 324.50 |
| UCF | 2 | 41 - 59 - 4 | 69.49 | 606 | 10.27 | 3 | 303.00 |
| TCU | 2 | 52 - 75 - 3 | 69.33 | 592 | 7.89 | 5 | 296.00 |
| West Virginia | 2 | 33 - 59 - 0 | 55.93 | 477 | 8.08 | 4 | 238.50 |
| BYU | 2 | 42 - 65 - 1 | 64.62 | 493 | 7.58 | 4 | 246.50 |
| Texas Tech | 2 | 55 - 87 - 4 | 63.22 | 620 | 7.13 | 6 | 310.00 |
| Baylor | 2 | 39 - 72 - 3 | 54.17 | 634 | 8.81 | 2 | 317.00 |
| Houston | 2 | 46 - 77 - 1 | 59.74 | 493 | 6.40 | 4 | 246.50 |
| Oklahoma St. | 2 | 52 - 80 - 1 | 65.00 | 495 | 6.19 | 3 | 247.50 |
| Iowa St. | 2 | 37 - 62 - 1 | 59.68 | 319 | 5.15 | 3 | 159.50 |

PASS ATTEMPTS

| Team | G | Comp-Att-Int | Pct. | Yds | Avg/A | TD | Avg/G |
|---------------|---|--------------|-------|-----|-------|----|--------|
| Texas Tech | 2 | 55 - 87 - 4 | 63.22 | 620 | 7.13 | 6 | 310.00 |
| Oklahoma St. | 2 | 52 - 80 - 1 | 65.00 | 495 | 6.19 | 3 | 247.50 |
| Houston | 2 | 46 - 77 - 1 | 59.74 | 493 | 6.40 | 4 | 246.50 |
| TCU | 2 | 52 - 75 - 3 | 69.33 | 592 | 7.89 | 5 | 296.00 |
| Texas | 2 | 46 - 74 - 0 | 62.16 | 649 | 8.77 | 6 | 324.50 |
| Baylor | 2 | 39 - 72 - 3 | 54.17 | 634 | 8.81 | 2 | 317.00 |
| BYU | 2 | 42 - 65 - 1 | 64.62 | 493 | 7.58 | 4 | 246.50 |
| Kansas St. | 2 | 43 - 63 - 2 | 68.25 | 610 | 9.68 | 6 | 305.00 |
| Iowa St. | 2 | 37 - 62 - 1 | 59.68 | 319 | 5.15 | 3 | 159.50 |
| Oklahoma | 2 | 49 - 60 - 0 | 81.67 | 598 | 9.97 | 7 | 299.00 |
| West Virginia | 2 | 33 - 59 - 0 | 55.93 | 477 | 8.08 | 4 | 238.50 |
| UCF | 2 | 41 - 59 - 4 | 69.49 | 606 | 10.27 | 3 | 303.00 |
| Kansas | 2 | 43 - 57 - 1 | 75.44 | 553 | 9.70 | 4 | 276.50 |
| Cincinnati | 2 | 42 - 54 - 1 | 77.78 | 593 | 10.98 | 8 | 296.50 |

PASS YDS/ATT.

| Team | G | Comp-Att-Int | Pct. | Yds | Avg/A | TD | Avg/G |
|---------------|---|--------------|-------|-----|-------|----|--------|
| Cincinnati | 2 | 42 - 54 - 1 | 77.78 | 593 | 10.98 | 8 | 296.50 |
| UCF | 2 | 41 - 59 - 4 | 69.49 | 606 | 10.27 | 3 | 303.00 |
| Kansas St. | 2 | 43 - 63 - 2 | 68.25 | 610 | 9.68 | 6 | 305.00 |
| Kansas | 2 | 43 - 57 - 1 | 75.44 | 553 | 9.70 | 4 | 276.50 |
| Oklahoma | 2 | 49 - 60 - 0 | 81.67 | 598 | 9.97 | 7 | 299.00 |
| Texas | 2 | 46 - 74 - 0 | 62.16 | 649 | 8.77 | 6 | 324.50 |
| Baylor | 2 | 39 - 72 - 3 | 54.17 | 634 | 8.81 | 2 | 317.00 |
| TCU | 2 | 52 - 75 - 3 | 69.33 | 592 | 7.89 | 5 | 296.00 |
| West Virginia | 2 | 33 - 59 - 0 | 55.93 | 477 | 8.08 | 4 | 238.50 |
| BYU | 2 | 42 - 65 - 1 | 64.62 | 493 | 7.58 | 4 | 246.50 |
| Texas Tech | 2 | 55 - 87 - 4 | 63.22 | 620 | 7.13 | 6 | 310.00 |
| Houston | 2 | 46 - 77 - 1 | 59.74 | 493 | 6.40 | 4 | 246.50 |
| Oklahoma St. | 2 | 52 - 80 - 1 | 65.00 | 495 | 6.19 | 3 | 247.50 |
| Iowa St. | 2 | 37 - 62 - 1 | 59.68 | 319 | 5.15 | 3 | 159.50 |



**2023-24 Big 12 Football
Extended Team Leaders
All games**

PASS COMPLETIONS

| Team | G | Comp-Att-Int | Pct. | Yds | Avg/A | TD | Avg/G |
|---------------|---|--------------|-------|-----|-------|----|--------|
| Texas Tech | 2 | 55 - 87 - 4 | 63.22 | 620 | 7.13 | 6 | 310.00 |
| TCU | 2 | 52 - 75 - 3 | 69.33 | 592 | 7.89 | 5 | 296.00 |
| Oklahoma St. | 2 | 52 - 80 - 1 | 65.00 | 495 | 6.19 | 3 | 247.50 |
| Oklahoma | 2 | 49 - 60 - 0 | 81.67 | 598 | 9.97 | 7 | 299.00 |
| Texas | 2 | 46 - 74 - 0 | 62.16 | 649 | 8.77 | 6 | 324.50 |
| Houston | 2 | 46 - 77 - 1 | 59.74 | 493 | 6.40 | 4 | 246.50 |
| Kansas St. | 2 | 43 - 63 - 2 | 68.25 | 610 | 9.68 | 6 | 305.00 |
| Kansas | 2 | 43 - 57 - 1 | 75.44 | 553 | 9.70 | 4 | 276.50 |
| Cincinnati | 2 | 42 - 54 - 1 | 77.78 | 593 | 10.98 | 8 | 296.50 |
| BYU | 2 | 42 - 65 - 1 | 64.62 | 493 | 7.58 | 4 | 246.50 |
| UCF | 2 | 41 - 59 - 4 | 69.49 | 606 | 10.27 | 3 | 303.00 |
| Baylor | 2 | 39 - 72 - 3 | 54.17 | 634 | 8.81 | 2 | 317.00 |
| Iowa St. | 2 | 37 - 62 - 1 | 59.68 | 319 | 5.15 | 3 | 159.50 |
| West Virginia | 2 | 33 - 59 - 0 | 55.93 | 477 | 8.08 | 4 | 238.50 |

PASS INTERCEPTIONS

| Team | G | Comp-Att-Int | Pct. | Yds | Avg/A | TD | Avg/G |
|---------------|---|--------------|-------|-----|-------|----|--------|
| West Virginia | 2 | 33 - 59 - 0 | 55.93 | 477 | 8.08 | 4 | 238.50 |
| Texas | 2 | 46 - 74 - 0 | 62.16 | 649 | 8.77 | 6 | 324.50 |
| Oklahoma | 2 | 49 - 60 - 0 | 81.67 | 598 | 9.97 | 7 | 299.00 |
| Oklahoma St. | 2 | 52 - 80 - 1 | 65.00 | 495 | 6.19 | 3 | 247.50 |
| Kansas | 2 | 43 - 57 - 1 | 75.44 | 553 | 9.70 | 4 | 276.50 |
| Iowa St. | 2 | 37 - 62 - 1 | 59.68 | 319 | 5.15 | 3 | 159.50 |
| Houston | 2 | 46 - 77 - 1 | 59.74 | 493 | 6.40 | 4 | 246.50 |
| Cincinnati | 2 | 42 - 54 - 1 | 77.78 | 593 | 10.98 | 8 | 296.50 |
| BYU | 2 | 42 - 65 - 1 | 64.62 | 493 | 7.58 | 4 | 246.50 |
| Kansas St. | 2 | 43 - 63 - 2 | 68.25 | 610 | 9.68 | 6 | 305.00 |
| TCU | 2 | 52 - 75 - 3 | 69.33 | 592 | 7.89 | 5 | 296.00 |
| Baylor | 2 | 39 - 72 - 3 | 54.17 | 634 | 8.81 | 2 | 317.00 |
| UCF | 2 | 41 - 59 - 4 | 69.49 | 606 | 10.27 | 3 | 303.00 |
| Texas Tech | 2 | 55 - 87 - 4 | 63.22 | 620 | 7.13 | 6 | 310.00 |

PASS YARDS

| Team | G | Comp-Att-Int | Pct. | Yds | Avg/A | TD | Avg/G |
|---------------|---|--------------|-------|-----|-------|----|--------|
| Texas | 2 | 46 - 74 - 0 | 62.16 | 649 | 8.77 | 6 | 324.50 |
| Baylor | 2 | 39 - 72 - 3 | 54.17 | 634 | 8.81 | 2 | 317.00 |
| Texas Tech | 2 | 55 - 87 - 4 | 63.22 | 620 | 7.13 | 6 | 310.00 |
| Kansas St. | 2 | 43 - 63 - 2 | 68.25 | 610 | 9.68 | 6 | 305.00 |
| UCF | 2 | 41 - 59 - 4 | 69.49 | 606 | 10.27 | 3 | 303.00 |
| Oklahoma | 2 | 49 - 60 - 0 | 81.67 | 598 | 9.97 | 7 | 299.00 |
| Cincinnati | 2 | 42 - 54 - 1 | 77.78 | 593 | 10.98 | 8 | 296.50 |
| TCU | 2 | 52 - 75 - 3 | 69.33 | 592 | 7.89 | 5 | 296.00 |
| Kansas | 2 | 43 - 57 - 1 | 75.44 | 553 | 9.70 | 4 | 276.50 |
| Oklahoma St. | 2 | 52 - 80 - 1 | 65.00 | 495 | 6.19 | 3 | 247.50 |
| Houston | 2 | 46 - 77 - 1 | 59.74 | 493 | 6.40 | 4 | 246.50 |
| BYU | 2 | 42 - 65 - 1 | 64.62 | 493 | 7.58 | 4 | 246.50 |
| West Virginia | 2 | 33 - 59 - 0 | 55.93 | 477 | 8.08 | 4 | 238.50 |
| Iowa St. | 2 | 37 - 62 - 1 | 59.68 | 319 | 5.15 | 3 | 159.50 |

PASSING TDS

| Team | G | Comp-Att-Int | Pct. | Yds | Avg/A | TD | Avg/G |
|---------------|---|--------------|-------|-----|-------|----|--------|
| Cincinnati | 2 | 42 - 54 - 1 | 77.78 | 593 | 10.98 | 8 | 296.50 |
| Oklahoma | 2 | 49 - 60 - 0 | 81.67 | 598 | 9.97 | 7 | 299.00 |
| Texas Tech | 2 | 55 - 87 - 4 | 63.22 | 620 | 7.13 | 6 | 310.00 |
| Texas | 2 | 46 - 74 - 0 | 62.16 | 649 | 8.77 | 6 | 324.50 |
| Kansas St. | 2 | 43 - 63 - 2 | 68.25 | 610 | 9.68 | 6 | 305.00 |
| TCU | 2 | 52 - 75 - 3 | 69.33 | 592 | 7.89 | 5 | 296.00 |
| West Virginia | 2 | 33 - 59 - 0 | 55.93 | 477 | 8.08 | 4 | 238.50 |
| Kansas | 2 | 43 - 57 - 1 | 75.44 | 553 | 9.70 | 4 | 276.50 |
| Houston | 2 | 46 - 77 - 1 | 59.74 | 493 | 6.40 | 4 | 246.50 |
| BYU | 2 | 42 - 65 - 1 | 64.62 | 493 | 7.58 | 4 | 246.50 |
| UCF | 2 | 41 - 59 - 4 | 69.49 | 606 | 10.27 | 3 | 303.00 |
| Oklahoma St. | 2 | 52 - 80 - 1 | 65.00 | 495 | 6.19 | 3 | 247.50 |
| Iowa St. | 2 | 37 - 62 - 1 | 59.68 | 319 | 5.15 | 3 | 159.50 |
| Baylor | 2 | 39 - 72 - 3 | 54.17 | 634 | 8.81 | 2 | 317.00 |

FIELD GOALS

| Team | G | Made | Att | Pct |
|---------------|---|------|-----|-------|
| UCF | 2 | 4 | 4 | 100 |
| Oklahoma | 2 | 1 | 1 | 100 |
| Kansas St. | 2 | 1 | 1 | 100 |
| Kansas | 2 | 4 | 4 | 100 |
| Cincinnati | 2 | 3 | 3 | 100 |
| Oklahoma St. | 2 | 4 | 5 | 80 |
| Iowa St. | 2 | 3 | 4 | 75 |
| Texas | 2 | 5 | 7 | 71.43 |
| Baylor | 2 | 5 | 7 | 71.43 |
| TCU | 2 | 2 | 3 | 66.67 |
| Houston | 2 | 1 | 2 | 50 |
| Texas Tech | 2 | 3 | 7 | 42.86 |
| West Virginia | 2 | 0 | 0 | 0 |
| BYU | 2 | 0 | 0 | 0 |

PATS KICKS MADE

| Team | G | Made | Att | Pct |
|---------------|---|------|-----|------|
| Oklahoma | 2 | 14 | 14 | 100 |
| Kansas St. | 2 | 12 | 12 | 100 |
| Cincinnati | 2 | 12 | 12 | 100 |
| TCU | 2 | 11 | 11 | 100 |
| Kansas | 2 | 10 | 10 | 100 |
| West Virginia | 2 | 9 | 9 | 100 |
| UCF | 2 | 8 | 8 | 100 |
| Texas | 2 | 8 | 8 | 100 |
| Houston | 2 | 7 | 7 | 100 |
| BYU | 2 | 7 | 8 | 87.5 |
| Texas Tech | 2 | 6 | 6 | 100 |
| Oklahoma St. | 2 | 6 | 6 | 100 |
| Iowa St. | 2 | 4 | 5 | 80 |
| Baylor | 2 | 3 | 3 | 100 |



FIELD GOALS ATTEMPTED

| Team | G | Made | Att | Pct |
|---------------|---|------|-----|-------|
| Texas Tech | 2 | 3 | 7 | 42.86 |
| Texas | 2 | 5 | 7 | 71.43 |
| Baylor | 2 | 5 | 7 | 71.43 |
| Oklahoma St. | 2 | 4 | 5 | 80 |
| UCF | 2 | 4 | 4 | 100 |
| Kansas | 2 | 4 | 4 | 100 |
| Iowa St. | 2 | 3 | 4 | 75 |
| TCU | 2 | 2 | 3 | 66.67 |
| Cincinnati | 2 | 3 | 3 | 100 |
| Houston | 2 | 1 | 2 | 50 |
| Oklahoma | 2 | 1 | 1 | 100 |
| Kansas St. | 2 | 1 | 1 | 100 |
| West Virginia | 2 | 0 | 0 | 0 |
| BYU | 2 | 0 | 0 | 0 |

NET YARDS PER PUNT

| Team | G | No. | Yards | Avg/P | Ret. | Avg/R | TB | Net/P |
|---------------|---|-----|-------|-------|------|-------|----|-------|
| BYU | 2 | 13 | 665 | 51.15 | 3 | 0.38 | 1 | 49.38 |
| Texas | 2 | 5 | 239 | 47.80 | -6 | -6.00 | 0 | 49.00 |
| Iowa St. | 2 | 14 | 740 | 52.86 | 16 | 4.00 | 4 | 46.00 |
| Texas Tech | 2 | 6 | 288 | 48.00 | 0 | 0.00 | 1 | 44.67 |
| Oklahoma | 2 | 6 | 253 | 42.17 | -5 | -2.50 | 0 | 43.00 |
| UCF | 2 | 3 | 135 | 45.00 | 7 | 7.00 | 0 | 42.67 |
| TCU | 2 | 5 | 221 | 44.20 | 8 | 4.00 | 0 | 42.60 |
| Houston | 2 | 8 | 378 | 47.25 | 0 | 0.00 | 2 | 42.25 |
| West Virginia | 2 | 6 | 248 | 41.33 | 0 | 0.00 | 0 | 41.33 |
| Oklahoma St. | 2 | 10 | 428 | 42.80 | 6 | 3.00 | 1 | 40.20 |
| Cincinnati | 2 | 6 | 243 | 40.50 | 8 | 4.00 | 0 | 39.17 |
| Baylor | 2 | 6 | 267 | 44.50 | 35 | 11.67 | 0 | 38.67 |
| Kansas | 2 | 1 | 37 | 37.00 | 0 | 0.00 | 0 | 37.00 |
| Kansas St. | 2 | 7 | 278 | 39.71 | 0 | 0.00 | 1 | 36.86 |

FIELD GOALS MADE

| Team | G | Made | Att | Pct |
|---------------|---|------|-----|-------|
| Texas | 2 | 5 | 7 | 71.43 |
| Baylor | 2 | 5 | 7 | 71.43 |
| UCF | 2 | 4 | 4 | 100 |
| Oklahoma St. | 2 | 4 | 5 | 80 |
| Kansas | 2 | 4 | 4 | 100 |
| Texas Tech | 2 | 3 | 7 | 42.86 |
| Iowa St. | 2 | 3 | 4 | 75 |
| Cincinnati | 2 | 3 | 3 | 100 |
| TCU | 2 | 2 | 3 | 66.67 |
| Oklahoma | 2 | 1 | 1 | 100 |
| Kansas St. | 2 | 1 | 1 | 100 |
| Houston | 2 | 1 | 2 | 50 |
| West Virginia | 2 | 0 | 0 | 0 |
| BYU | 2 | 0 | 0 | 0 |

AVG YARDS PER PUNT

| Team | G | No. | Yards | Avg/P | Ret. | Avg/R | TB | Net/P |
|---------------|---|-----|-------|-------|------|-------|----|-------|
| Iowa St. | 2 | 14 | 740 | 52.86 | 16 | 4.00 | 4 | 46.00 |
| BYU | 2 | 13 | 665 | 51.15 | 3 | 0.38 | 1 | 49.38 |
| Oklahoma St. | 2 | 10 | 428 | 42.80 | 6 | 3.00 | 1 | 40.20 |
| Houston | 2 | 8 | 378 | 47.25 | 0 | 0.00 | 2 | 42.25 |
| Kansas St. | 2 | 7 | 278 | 39.71 | 0 | 0.00 | 1 | 36.86 |
| West Virginia | 2 | 6 | 248 | 41.33 | 0 | 0.00 | 0 | 41.33 |
| Texas Tech | 2 | 6 | 288 | 48.00 | 0 | 0.00 | 1 | 44.67 |
| Oklahoma | 2 | 6 | 253 | 42.17 | -5 | -2.50 | 0 | 43.00 |
| Cincinnati | 2 | 6 | 243 | 40.50 | 8 | 4.00 | 0 | 39.17 |
| Baylor | 2 | 6 | 267 | 44.50 | 35 | 11.67 | 0 | 38.67 |
| Texas | 2 | 5 | 239 | 47.80 | -6 | -6.00 | 0 | 49.00 |
| TCU | 2 | 5 | 221 | 44.20 | 8 | 4.00 | 0 | 42.60 |
| UCF | 2 | 3 | 135 | 45.00 | 7 | 7.00 | 0 | 42.67 |
| Kansas | 2 | 1 | 37 | 37.00 | 0 | 0.00 | 0 | 37.00 |

PAT KICKING

| Team | G | Made | Att | Pct |
|---------------|---|------|-----|------|
| West Virginia | 2 | 9 | 9 | 100 |
| UCF | 2 | 8 | 8 | 100 |
| Texas Tech | 2 | 6 | 6 | 100 |
| Texas | 2 | 8 | 8 | 100 |
| TCU | 2 | 11 | 11 | 100 |
| Oklahoma St. | 2 | 6 | 6 | 100 |
| Oklahoma | 2 | 14 | 14 | 100 |
| Kansas St. | 2 | 12 | 12 | 100 |
| Kansas | 2 | 10 | 10 | 100 |
| Houston | 2 | 7 | 7 | 100 |
| Cincinnati | 2 | 12 | 12 | 100 |
| Baylor | 2 | 3 | 3 | 100 |
| BYU | 2 | 7 | 8 | 87.5 |
| Iowa St. | 2 | 4 | 5 | 80 |

NUMBER OF PUNTS

| Team | G | No. | Yards | Avg/P | Ret. | Avg/R | TB | Net/P |
|---------------|---|-----|-------|-------|------|-------|----|-------|
| Iowa St. | 2 | 14 | 740 | 52.86 | 16 | 4.00 | 4 | 46.00 |
| BYU | 2 | 13 | 665 | 51.15 | 3 | 0.38 | 1 | 49.38 |
| Oklahoma St. | 2 | 10 | 428 | 42.80 | 6 | 3.00 | 1 | 40.20 |
| Houston | 2 | 8 | 378 | 47.25 | 0 | 0.00 | 2 | 42.25 |
| Kansas St. | 2 | 7 | 278 | 39.71 | 0 | 0.00 | 1 | 36.86 |
| West Virginia | 2 | 6 | 248 | 41.33 | 0 | 0.00 | 0 | 41.33 |
| Texas Tech | 2 | 6 | 288 | 48.00 | 0 | 0.00 | 1 | 44.67 |
| Oklahoma | 2 | 6 | 253 | 42.17 | -5 | -2.50 | 0 | 43.00 |
| Cincinnati | 2 | 6 | 243 | 40.50 | 8 | 4.00 | 0 | 39.17 |
| Baylor | 2 | 6 | 267 | 44.50 | 35 | 11.67 | 0 | 38.67 |
| Texas | 2 | 5 | 239 | 47.80 | -6 | -6.00 | 0 | 49.00 |
| TCU | 2 | 5 | 221 | 44.20 | 8 | 4.00 | 0 | 42.60 |
| UCF | 2 | 3 | 135 | 45.00 | 7 | 7.00 | 0 | 42.67 |
| Kansas | 2 | 1 | 37 | 37.00 | 0 | 0.00 | 0 | 37.00 |



PAT KICK ATTEMPTS

| Team | G | Made | Att | Pct |
|---------------|---|------|-----|------|
| Oklahoma | 2 | 14 | 14 | 100 |
| Kansas St. | 2 | 12 | 12 | 100 |
| Cincinnati | 2 | 12 | 12 | 100 |
| TCU | 2 | 11 | 11 | 100 |
| Kansas | 2 | 10 | 10 | 100 |
| West Virginia | 2 | 9 | 9 | 100 |
| UCF | 2 | 8 | 8 | 100 |
| Texas | 2 | 8 | 8 | 100 |
| BYU | 2 | 7 | 8 | 87.5 |
| Houston | 2 | 7 | 7 | 100 |
| Texas Tech | 2 | 6 | 6 | 100 |
| Oklahoma St. | 2 | 6 | 6 | 100 |
| Iowa St. | 2 | 4 | 5 | 80 |
| Baylor | 2 | 3 | 3 | 100 |

YARDS PUNTED

| Team | G | No. | Yards | Avg/P | Ret. | Avg/R | TB | Net/P |
|---------------|---|-----|-------|-------|------|-------|----|-------|
| Iowa St. | 2 | 14 | 740 | 52.86 | 16 | 4.00 | 4 | 46.00 |
| BYU | 2 | 13 | 665 | 51.15 | 3 | 0.38 | 1 | 49.38 |
| Oklahoma St. | 2 | 10 | 428 | 42.80 | 6 | 3.00 | 1 | 40.20 |
| Houston | 2 | 8 | 378 | 47.25 | 0 | 0.00 | 2 | 42.25 |
| Texas Tech | 2 | 6 | 288 | 48.00 | 0 | 0.00 | 1 | 44.67 |
| Kansas St. | 2 | 7 | 278 | 39.71 | 0 | 0.00 | 1 | 36.86 |
| Baylor | 2 | 6 | 267 | 44.50 | 35 | 11.67 | 0 | 38.67 |
| Oklahoma | 2 | 6 | 253 | 42.17 | -5 | -2.50 | 0 | 43.00 |
| West Virginia | 2 | 6 | 248 | 41.33 | 0 | 0.00 | 0 | 41.33 |
| Cincinnati | 2 | 6 | 243 | 40.50 | 8 | 4.00 | 0 | 39.17 |
| Texas | 2 | 5 | 239 | 47.80 | -6 | -6.00 | 0 | 49.00 |
| TCU | 2 | 5 | 221 | 44.20 | 8 | 4.00 | 0 | 42.60 |
| UCF | 2 | 3 | 135 | 45.00 | 7 | 7.00 | 0 | 42.67 |
| Kansas | 2 | 1 | 37 | 37.00 | 0 | 0.00 | 0 | 37.00 |

PUNT RETURN AVG

| Team | G | No | Yards | TD | Long | Avg. |
|---------------|---|----|-------|----|------|-------|
| Oklahoma | 2 | 4 | 97 | 1 | 82 | 24.25 |
| Houston | 2 | 3 | 72 | 0 | 48 | 24 |
| Texas | 2 | 1 | 21 | 0 | 21 | 21 |
| TCU | 2 | 3 | 62 | 1 | 30 | 20.67 |
| Texas Tech | 2 | 2 | 41 | 0 | 33 | 20.5 |
| Kansas St. | 2 | 3 | 37 | 0 | 29 | 12.33 |
| Iowa St. | 2 | 5 | 56 | 0 | 39 | 11.2 |
| West Virginia | 2 | 5 | 41 | 0 | 16 | 8.2 |
| Oklahoma St. | 2 | 2 | 13 | 0 | 13 | 6.5 |
| Cincinnati | 2 | 6 | 39 | 0 | 12 | 6.5 |
| Baylor | 2 | 1 | 6 | 0 | 6 | 6 |
| UCF | 2 | 1 | 5 | 0 | 5 | 5 |
| BYU | 2 | 6 | 22 | 0 | 14 | 3.67 |
| Kansas | 2 | 1 | -2 | 0 | 0 | -2 |

KICK RETURNS

| Team | G | No. | Yards | TD | Long | Avg. |
|---------------|---|-----|-------|----|------|-------|
| Baylor | 2 | 9 | 197 | 0 | 36 | 21.89 |
| TCU | 2 | 8 | 214 | 0 | 86 | 26.75 |
| Kansas St. | 2 | 4 | 96 | 0 | 33 | 24.00 |
| Kansas | 2 | 4 | 102 | 0 | 34 | 25.50 |
| Houston | 2 | 4 | 51 | 0 | 15 | 12.75 |
| BYU | 2 | 4 | 108 | 0 | 41 | 27.00 |
| Texas Tech | 2 | 3 | 76 | 0 | 31 | 25.33 |
| Cincinnati | 2 | 3 | 57 | 0 | 26 | 19.00 |
| UCF | 2 | 2 | 50 | 0 | 34 | 25.00 |
| Texas | 2 | 2 | 35 | 0 | 22 | 17.50 |
| Oklahoma St. | 2 | 2 | 25 | 0 | 15 | 12.50 |
| Iowa St. | 2 | 2 | 26 | 0 | 14 | 13.00 |
| West Virginia | 2 | 1 | 20 | 0 | 20 | 20.00 |
| Oklahoma | 2 | 1 | 29 | 0 | 29 | 29.00 |

PUNT RETURNS

| Team | G | No | Yards | TD | Long | Avg. |
|---------------|---|----|-------|----|------|-------|
| Cincinnati | 2 | 6 | 39 | 0 | 12 | 6.5 |
| BYU | 2 | 6 | 22 | 0 | 14 | 3.67 |
| West Virginia | 2 | 5 | 41 | 0 | 16 | 8.2 |
| Iowa St. | 2 | 5 | 56 | 0 | 39 | 11.2 |
| Oklahoma | 2 | 4 | 97 | 1 | 82 | 24.25 |
| TCU | 2 | 3 | 62 | 1 | 30 | 20.67 |
| Kansas St. | 2 | 3 | 37 | 0 | 29 | 12.33 |
| Houston | 2 | 3 | 72 | 0 | 48 | 24 |
| Texas Tech | 2 | 2 | 41 | 0 | 33 | 20.5 |
| Oklahoma St. | 2 | 2 | 13 | 0 | 13 | 6.5 |
| UCF | 2 | 1 | 5 | 0 | 5 | 5 |
| Texas | 2 | 1 | 21 | 0 | 21 | 21 |
| Kansas | 2 | 1 | -2 | 0 | 0 | -2 |
| Baylor | 2 | 1 | 6 | 0 | 6 | 6 |

KICK RETURN YARDS

| Team | G | No. | Yards | TD | Long | Avg. |
|---------------|---|-----|-------|----|------|-------|
| TCU | 2 | 8 | 214 | 0 | 86 | 26.75 |
| Baylor | 2 | 9 | 197 | 0 | 36 | 21.89 |
| BYU | 2 | 4 | 108 | 0 | 41 | 27.00 |
| Kansas | 2 | 4 | 102 | 0 | 34 | 25.50 |
| Kansas St. | 2 | 4 | 96 | 0 | 33 | 24.00 |
| Texas Tech | 2 | 3 | 76 | 0 | 31 | 25.33 |
| Cincinnati | 2 | 3 | 57 | 0 | 26 | 19.00 |
| Houston | 2 | 4 | 51 | 0 | 15 | 12.75 |
| UCF | 2 | 2 | 50 | 0 | 34 | 25.00 |
| Texas | 2 | 2 | 35 | 0 | 22 | 17.50 |
| Oklahoma | 2 | 1 | 29 | 0 | 29 | 29.00 |
| Iowa St. | 2 | 2 | 26 | 0 | 14 | 13.00 |
| Oklahoma St. | 2 | 2 | 25 | 0 | 15 | 12.50 |
| West Virginia | 2 | 1 | 20 | 0 | 20 | 20.00 |



**2023-24 Big 12 Football
Extended Team Leaders
All games**

PUNT RETURN YARDS

| Team | G | No | Yards | TD | Long | Avg. |
|---------------|---|----|-------|----|------|-------|
| Oklahoma | 2 | 4 | 97 | 1 | 82 | 24.25 |
| Houston | 2 | 3 | 72 | 0 | 48 | 24 |
| TCU | 2 | 3 | 62 | 1 | 30 | 20.67 |
| Iowa St. | 2 | 5 | 56 | 0 | 39 | 11.2 |
| West Virginia | 2 | 5 | 41 | 0 | 16 | 8.2 |
| Texas Tech | 2 | 2 | 41 | 0 | 33 | 20.5 |
| Cincinnati | 2 | 6 | 39 | 0 | 12 | 6.5 |
| Kansas St. | 2 | 3 | 37 | 0 | 29 | 12.33 |
| BYU | 2 | 6 | 22 | 0 | 14 | 3.67 |
| Texas | 2 | 1 | 21 | 0 | 21 | 21 |
| Oklahoma St. | 2 | 2 | 13 | 0 | 13 | 6.5 |
| Baylor | 2 | 1 | 6 | 0 | 6 | 6 |
| UCF | 2 | 1 | 5 | 0 | 5 | 5 |
| Kansas | 2 | 1 | -2 | 0 | 0 | -2 |

KICK RETURN TDS

| Team | G | No. | Yards | TD | Long | Avg. |
|---------------|---|-----|-------|----|------|-------|
| West Virginia | 2 | 1 | 20 | 0 | 20 | 20.00 |
| UCF | 2 | 2 | 50 | 0 | 34 | 25.00 |
| Texas Tech | 2 | 3 | 76 | 0 | 31 | 25.33 |
| Texas | 2 | 2 | 35 | 0 | 22 | 17.50 |
| TCU | 2 | 8 | 214 | 0 | 86 | 26.75 |
| Oklahoma St. | 2 | 2 | 25 | 0 | 15 | 12.50 |
| Oklahoma | 2 | 1 | 29 | 0 | 29 | 29.00 |
| Kansas St. | 2 | 4 | 96 | 0 | 33 | 24.00 |
| Kansas | 2 | 4 | 102 | 0 | 34 | 25.50 |
| Iowa St. | 2 | 2 | 26 | 0 | 14 | 13.00 |
| Houston | 2 | 4 | 51 | 0 | 15 | 12.75 |
| Cincinnati | 2 | 3 | 57 | 0 | 26 | 19.00 |
| BYU | 2 | 4 | 108 | 0 | 41 | 27.00 |
| Baylor | 2 | 9 | 197 | 0 | 36 | 21.89 |

PUNT RETURN TDS

| Team | G | No | Yards | TD | Long | Avg. |
|---------------|---|----|-------|----|------|-------|
| TCU | 2 | 3 | 62 | 1 | 30 | 20.67 |
| Oklahoma | 2 | 4 | 97 | 1 | 82 | 24.25 |
| West Virginia | 2 | 5 | 41 | 0 | 16 | 8.2 |
| UCF | 2 | 1 | 5 | 0 | 5 | 5 |
| Texas Tech | 2 | 2 | 41 | 0 | 33 | 20.5 |
| Texas | 2 | 1 | 21 | 0 | 21 | 21 |
| Oklahoma St. | 2 | 2 | 13 | 0 | 13 | 6.5 |
| Kansas St. | 2 | 3 | 37 | 0 | 29 | 12.33 |
| Kansas | 2 | 1 | -2 | 0 | 0 | -2 |
| Iowa St. | 2 | 5 | 56 | 0 | 39 | 11.2 |
| Houston | 2 | 3 | 72 | 0 | 48 | 24 |
| Cincinnati | 2 | 6 | 39 | 0 | 12 | 6.5 |
| BYU | 2 | 6 | 22 | 0 | 14 | 3.67 |
| Baylor | 2 | 1 | 6 | 0 | 6 | 6 |

KICKOFF RETURNS

| Team | G | No | Yards | TD | Long | Avg. |
|---------------|---|----|-------|----|------|-------|
| Houston | 2 | 8 | 365 | 0 | 15 | 45.63 |
| Oklahoma St. | 2 | 11 | 456 | 0 | 15 | 41.45 |
| TCU | 2 | 14 | 579 | 0 | 86 | 41.36 |
| Texas | 2 | 14 | 574 | 0 | 22 | 41 |
| Texas Tech | 2 | 11 | 447 | 0 | 31 | 40.64 |
| West Virginia | 2 | 11 | 446 | 0 | 20 | 40.55 |
| Iowa St. | 2 | 9 | 364 | 0 | 14 | 40.44 |
| Oklahoma | 2 | 17 | 680 | 0 | 29 | 40 |
| Cincinnati | 2 | 17 | 678 | 0 | 26 | 39.88 |
| Baylor | 2 | 11 | 437 | 0 | 36 | 39.73 |
| Kansas | 2 | 16 | 627 | 0 | 34 | 39.19 |
| BYU | 2 | 10 | 390 | 0 | 41 | 39 |
| Kansas St. | 2 | 15 | 577 | 0 | 33 | 38.47 |
| UCF | 2 | 14 | 538 | 0 | 34 | 38.43 |



**2023-24 Big 12 Football
Extended Team Leaders
All games**

INTERCEPTION RETURN AVG

| Team | G | No. | Yards | TD | Long | Avg. |
|---------------|---|-----|-------|----|------|-------|
| Iowa St. | 2 | 3 | 88 | 1 | 58 | 29.33 |
| West Virginia | 2 | 2 | 29 | 0 | 34 | 14.50 |
| Texas | 2 | 4 | 48 | 0 | 32 | 12.00 |
| Kansas St. | 2 | 1 | 11 | 0 | 11 | 11.00 |
| Oklahoma | 2 | 1 | 5 | 0 | 5 | 5.00 |
| Houston | 2 | 4 | 19 | 0 | 19 | 4.75 |
| Kansas | 2 | 4 | 12 | 0 | 9 | 3.00 |
| Cincinnati | 2 | 2 | 6 | 0 | 6 | 3.00 |
| Baylor | 2 | 1 | 3 | 0 | 3 | 3.00 |
| UCF | 2 | 2 | 1 | 0 | 1 | 0.50 |
| Texas Tech | 2 | 0 | 0 | 0 | 0 | 0.00 |
| TCU | 2 | 1 | 0 | 0 | 0 | 0.00 |
| Oklahoma St. | 2 | 1 | 0 | 0 | 0 | 0.00 |
| BYU | 2 | 4 | 0 | 0 | 0 | 0.00 |

FUMBLE RETURNS

| Team | G | No. | Yards | TD | Long | Avg. |
|---------------|---|-----|-------|----|------|-------|
| West Virginia | 2 | 0 | 0 | 0 | 0 | 0.00 |
| UCF | 2 | 0 | 0 | 0 | 0 | 0.00 |
| Texas Tech | 2 | 2 | 0 | 0 | 0 | 0.00 |
| Texas | 2 | 1 | 0 | 0 | 0 | 0.00 |
| TCU | 2 | 2 | 14 | 0 | 9 | 7.00 |
| Oklahoma St. | 2 | 1 | 25 | 0 | 25 | 25.00 |
| Oklahoma | 2 | 2 | 0 | 0 | 0 | 0.00 |
| Kansas St. | 2 | 1 | 0 | 0 | 0 | 0.00 |
| Kansas | 2 | 0 | 0 | 0 | 0 | 0.00 |
| Iowa St. | 2 | 0 | 0 | 0 | 0 | 0.00 |
| Houston | 2 | 1 | 0 | 0 | 0 | 0.00 |
| Cincinnati | 2 | 2 | 0 | 0 | 0 | 0.00 |
| BYU | 2 | 1 | 0 | 0 | 0 | 0.00 |
| Baylor | 2 | 2 | 0 | 0 | 0 | 0.00 |

INTERCEPTION RETURNS

| Team | G | No. | Yards | TD | Long | Avg. |
|---------------|---|-----|-------|----|------|-------|
| Texas | 2 | 4 | 48 | 0 | 32 | 12.00 |
| Kansas | 2 | 4 | 12 | 0 | 9 | 3.00 |
| Houston | 2 | 4 | 19 | 0 | 19 | 4.75 |
| BYU | 2 | 4 | 0 | 0 | 0 | 0.00 |
| Iowa St. | 2 | 3 | 88 | 1 | 58 | 29.33 |
| West Virginia | 2 | 2 | 29 | 0 | 34 | 14.50 |
| UCF | 2 | 2 | 1 | 0 | 1 | 0.50 |
| Cincinnati | 2 | 2 | 6 | 0 | 6 | 3.00 |
| TCU | 2 | 1 | 0 | 0 | 0 | 0.00 |
| Oklahoma St. | 2 | 1 | 0 | 0 | 0 | 0.00 |
| Oklahoma | 2 | 1 | 5 | 0 | 5 | 5.00 |
| Kansas St. | 2 | 1 | 11 | 0 | 11 | 11.00 |
| Baylor | 2 | 1 | 3 | 0 | 3 | 3.00 |
| Texas Tech | 2 | 0 | 0 | 0 | 0 | 0.00 |

FUMBLE RETURN YARDS

| Team | G | No. | Yards | TD | Long | Avg. |
|---------------|---|-----|-------|----|------|-------|
| Oklahoma St. | 2 | 1 | 25 | 0 | 25 | 25.00 |
| TCU | 2 | 2 | 14 | 0 | 9 | 7.00 |
| West Virginia | 2 | 0 | 0 | 0 | 0 | 0.00 |
| UCF | 2 | 0 | 0 | 0 | 0 | 0.00 |
| Texas Tech | 2 | 2 | 0 | 0 | 0 | 0.00 |
| Texas | 2 | 1 | 0 | 0 | 0 | 0.00 |
| Oklahoma | 2 | 2 | 0 | 0 | 0 | 0.00 |
| Kansas St. | 2 | 1 | 0 | 0 | 0 | 0.00 |
| Kansas | 2 | 0 | 0 | 0 | 0 | 0.00 |
| Iowa St. | 2 | 0 | 0 | 0 | 0 | 0.00 |
| Houston | 2 | 1 | 0 | 0 | 0 | 0.00 |
| Cincinnati | 2 | 2 | 0 | 0 | 0 | 0.00 |
| BYU | 2 | 1 | 0 | 0 | 0 | 0.00 |
| Baylor | 2 | 2 | 0 | 0 | 0 | 0.00 |

INTERCEPTION RET YARDS

| Team | G | No. | Yards | TD | Long | Avg. |
|---------------|---|-----|-------|----|------|-------|
| Iowa St. | 2 | 3 | 88 | 1 | 58 | 29.33 |
| Texas | 2 | 4 | 48 | 0 | 32 | 12.00 |
| West Virginia | 2 | 2 | 29 | 0 | 34 | 14.50 |
| Houston | 2 | 4 | 19 | 0 | 19 | 4.75 |
| Kansas | 2 | 4 | 12 | 0 | 9 | 3.00 |
| Kansas St. | 2 | 1 | 11 | 0 | 11 | 11.00 |
| Cincinnati | 2 | 2 | 6 | 0 | 6 | 3.00 |
| Oklahoma | 2 | 1 | 5 | 0 | 5 | 5.00 |
| Baylor | 2 | 1 | 3 | 0 | 3 | 3.00 |
| UCF | 2 | 2 | 1 | 0 | 1 | 0.50 |
| Texas Tech | 2 | 0 | 0 | 0 | 0 | 0.00 |
| TCU | 2 | 1 | 0 | 0 | 0 | 0.00 |
| Oklahoma St. | 2 | 1 | 0 | 0 | 0 | 0.00 |
| BYU | 2 | 4 | 0 | 0 | 0 | 0.00 |

FUMBLE RETURN TDS

| Team | G | No. | Yards | TD | Long | Avg. |
|---------------|---|-----|-------|----|------|-------|
| West Virginia | 2 | 0 | 0 | 0 | 0 | 0.00 |
| UCF | 2 | 0 | 0 | 0 | 0 | 0.00 |
| Texas Tech | 2 | 2 | 0 | 0 | 0 | 0.00 |
| Texas | 2 | 1 | 0 | 0 | 0 | 0.00 |
| TCU | 2 | 2 | 14 | 0 | 9 | 7.00 |
| Oklahoma St. | 2 | 1 | 25 | 0 | 25 | 25.00 |
| Oklahoma | 2 | 2 | 0 | 0 | 0 | 0.00 |
| Kansas St. | 2 | 1 | 0 | 0 | 0 | 0.00 |
| Kansas | 2 | 0 | 0 | 0 | 0 | 0.00 |
| Iowa St. | 2 | 0 | 0 | 0 | 0 | 0.00 |
| Houston | 2 | 1 | 0 | 0 | 0 | 0.00 |
| Cincinnati | 2 | 2 | 0 | 0 | 0 | 0.00 |
| BYU | 2 | 1 | 0 | 0 | 0 | 0.00 |
| Baylor | 2 | 2 | 0 | 0 | 0 | 0.00 |



**2023-24 Big 12 Football
Extended Team Leaders
All games**

INTERCEPTION RETURN TDS

| Team | G | No. | Yards | TD | Long | Avg. |
|---------------|---|-----|-------|----|------|-------|
| Iowa St. | 2 | 3 | 88 | 1 | 58 | 29.33 |
| West Virginia | 2 | 2 | 29 | 0 | 34 | 14.50 |
| UCF | 2 | 2 | 1 | 0 | 1 | 0.50 |
| Texas Tech | 2 | 0 | 0 | 0 | 0 | 0.00 |
| Texas | 2 | 4 | 48 | 0 | 32 | 12.00 |
| TCU | 2 | 1 | 0 | 0 | 0 | 0.00 |
| Oklahoma St. | 2 | 1 | 0 | 0 | 0 | 0.00 |
| Oklahoma | 2 | 1 | 5 | 0 | 5 | 5.00 |
| Kansas St. | 2 | 1 | 11 | 0 | 11 | 11.00 |
| Kansas | 2 | 4 | 12 | 0 | 9 | 3.00 |
| Houston | 2 | 4 | 19 | 0 | 19 | 4.75 |
| Cincinnati | 2 | 2 | 6 | 0 | 6 | 3.00 |
| BYU | 2 | 4 | 0 | 0 | 0 | 0.00 |
| Baylor | 2 | 1 | 3 | 0 | 3 | 3.00 |

FUMBLE RECOVERED

| Team | G | No. | Yards | TD | Long | Avg. |
|---------------|---|-----|-------|----|------|-------|
| Texas Tech | 2 | 2 | 0 | 0 | 0 | 0.00 |
| TCU | 2 | 2 | 14 | 0 | 9 | 7.00 |
| Oklahoma | 2 | 2 | 0 | 0 | 0 | 0.00 |
| Cincinnati | 2 | 2 | 0 | 0 | 0 | 0.00 |
| Baylor | 2 | 2 | 0 | 0 | 0 | 0.00 |
| Texas | 2 | 1 | 0 | 0 | 0 | 0.00 |
| Oklahoma St. | 2 | 1 | 25 | 0 | 25 | 25.00 |
| Kansas St. | 2 | 1 | 0 | 0 | 0 | 0.00 |
| Houston | 2 | 1 | 0 | 0 | 0 | 0.00 |
| BYU | 2 | 1 | 0 | 0 | 0 | 0.00 |
| West Virginia | 2 | 0 | 0 | 0 | 0 | 0.00 |
| UCF | 2 | 0 | 0 | 0 | 0 | 0.00 |
| Kansas | 2 | 0 | 0 | 0 | 0 | 0.00 |
| Iowa St. | 2 | 0 | 0 | 0 | 0 | 0.00 |

FUMBLE RETURN AVG

| Team | G | No. | Yards | TD | Long | Avg. |
|---------------|---|-----|-------|----|------|-------|
| Oklahoma St. | 2 | 1 | 25 | 0 | 25 | 25.00 |
| TCU | 2 | 2 | 14 | 0 | 9 | 7.00 |
| West Virginia | 2 | 0 | 0 | 0 | 0 | 0.00 |
| UCF | 2 | 0 | 0 | 0 | 0 | 0.00 |
| Texas Tech | 2 | 2 | 0 | 0 | 0 | 0.00 |
| Texas | 2 | 1 | 0 | 0 | 0 | 0.00 |
| Oklahoma | 2 | 2 | 0 | 0 | 0 | 0.00 |
| Kansas St. | 2 | 1 | 0 | 0 | 0 | 0.00 |
| Kansas | 2 | 0 | 0 | 0 | 0 | 0.00 |
| Iowa St. | 2 | 0 | 0 | 0 | 0 | 0.00 |
| Houston | 2 | 1 | 0 | 0 | 0 | 0.00 |
| Cincinnati | 2 | 2 | 0 | 0 | 0 | 0.00 |
| BYU | 2 | 1 | 0 | 0 | 0 | 0.00 |
| Baylor | 2 | 2 | 0 | 0 | 0 | 0.00 |

TURNOVER MARGIN

| Team | Lost | | | | Gained | | | Margin | Per/G |
|---------------|------|-----|-----|-----|--------|-----|-----|--------|-------|
| | G | Fum | Int | Tot | Fum | Int | Tot | | |
| Texas | 2 | 0 | 0 | 0 | 1 | 4 | 5 | 5 | 2.50 |
| Houston | 2 | 0 | 1 | 1 | 1 | 4 | 5 | 4 | 2.00 |
| BYU | 2 | 0 | 1 | 1 | 1 | 4 | 5 | 4 | 2.00 |
| Oklahoma | 2 | 0 | 0 | 0 | 2 | 1 | 3 | 3 | 1.50 |
| Iowa St. | 2 | 0 | 1 | 1 | 0 | 3 | 3 | 2 | 1.00 |
| Cincinnati | 2 | 1 | 1 | 2 | 2 | 2 | 4 | 2 | 1.00 |
| Oklahoma St. | 2 | 0 | 1 | 1 | 1 | 1 | 2 | 1 | 0.50 |
| Kansas | 2 | 2 | 1 | 3 | 0 | 4 | 4 | 1 | 0.50 |
| West Virginia | 2 | 2 | 0 | 2 | 0 | 2 | 2 | 0 | 0.00 |
| Kansas St. | 2 | 0 | 2 | 2 | 1 | 1 | 2 | 0 | 0.00 |
| TCU | 2 | 1 | 3 | 4 | 2 | 1 | 3 | -1 | -0.50 |
| Baylor | 2 | 1 | 3 | 4 | 2 | 1 | 3 | -1 | -0.50 |
| UCF | 2 | 1 | 4 | 5 | 0 | 2 | 2 | -3 | -1.50 |
| Texas Tech | 2 | 1 | 4 | 5 | 2 | 0 | 2 | -3 | -1.50 |

FIRST DOWNS

| Team | G | Rush | Pass | Pen | Total | Avg/G |
|---------------|---|------|------|-----|-------|-------|
| Oklahoma | 2 | 24 | 29 | 5 | 58 | 29 |
| UCF | 2 | 29 | 22 | 4 | 55 | 27.5 |
| Texas Tech | 2 | 15 | 34 | 6 | 55 | 27.5 |
| Kansas | 2 | 24 | 25 | 5 | 54 | 27 |
| Cincinnati | 2 | 22 | 27 | 1 | 50 | 25 |
| TCU | 2 | 20 | 28 | 1 | 49 | 24.5 |
| Kansas St. | 2 | 20 | 26 | 2 | 48 | 24 |
| West Virginia | 2 | 27 | 19 | 1 | 47 | 23.5 |
| Texas | 2 | 14 | 28 | 5 | 47 | 23.5 |
| Houston | 2 | 17 | 24 | 5 | 46 | 23 |
| Oklahoma St. | 2 | 16 | 21 | 3 | 40 | 20 |
| Baylor | 2 | 10 | 23 | 3 | 36 | 18 |
| BYU | 2 | 7 | 22 | 1 | 30 | 15 |
| Iowa St. | 2 | 11 | 16 | 2 | 29 | 14.5 |

3RD-DOWN CONVERSIONS

| Team | G | Conv. | Att. | Pct. |
|---------------|---|-------|------|-------|
| Oklahoma | 2 | 18 | 28 | 64.29 |
| Kansas | 2 | 15 | 24 | 62.5 |
| UCF | 2 | 13 | 22 | 59.09 |
| Kansas St. | 2 | 14 | 25 | 56 |
| Cincinnati | 2 | 16 | 30 | 53.33 |
| Texas Tech | 2 | 15 | 30 | 50 |
| TCU | 2 | 14 | 29 | 48.28 |
| Oklahoma St. | 2 | 14 | 31 | 45.16 |
| Houston | 2 | 14 | 32 | 43.75 |
| Texas | 2 | 13 | 33 | 39.39 |
| Baylor | 2 | 11 | 29 | 37.93 |
| West Virginia | 2 | 10 | 27 | 37.04 |
| Iowa St. | 2 | 9 | 29 | 31.03 |
| BYU | 2 | 8 | 27 | 29.63 |



**2023-24 Big 12 Football
Extended Team Leaders
All games**

1ST DOWNS RUSHING

| Team | G | Rush | Pass | Pen | Total | Avg/G |
|---------------|---|------|------|-----|-------|-------|
| UCF | 2 | 29 | 22 | 4 | 55 | 27.5 |
| West Virginia | 2 | 27 | 19 | 1 | 47 | 23.5 |
| Oklahoma | 2 | 24 | 29 | 5 | 58 | 29 |
| Kansas | 2 | 24 | 25 | 5 | 54 | 27 |
| Cincinnati | 2 | 22 | 27 | 1 | 50 | 25 |
| TCU | 2 | 20 | 28 | 1 | 49 | 24.5 |
| Kansas St. | 2 | 20 | 26 | 2 | 48 | 24 |
| Houston | 2 | 17 | 24 | 5 | 46 | 23 |
| Oklahoma St. | 2 | 16 | 21 | 3 | 40 | 20 |
| Texas Tech | 2 | 15 | 34 | 6 | 55 | 27.5 |
| Texas | 2 | 14 | 28 | 5 | 47 | 23.5 |
| Iowa St. | 2 | 11 | 16 | 2 | 29 | 14.5 |
| Baylor | 2 | 10 | 23 | 3 | 36 | 18 |
| BYU | 2 | 7 | 22 | 1 | 30 | 15 |

OPT 3RD-DN CONVERT

| Team | G | Conv. | Att. | Pct. |
|---------------|---|-------|------|-------|
| Oklahoma | 2 | 6 | 27 | 22.22 |
| Kansas | 2 | 5 | 19 | 26.32 |
| Iowa St. | 2 | 8 | 29 | 27.59 |
| West Virginia | 2 | 8 | 25 | 32 |
| Cincinnati | 2 | 8 | 25 | 32 |
| Kansas St. | 2 | 10 | 31 | 32.26 |
| Texas | 2 | 9 | 27 | 33.33 |
| BYU | 2 | 10 | 30 | 33.33 |
| Oklahoma St. | 2 | 11 | 28 | 39.29 |
| UCF | 2 | 13 | 31 | 41.94 |
| Baylor | 2 | 13 | 30 | 43.33 |
| Houston | 2 | 12 | 27 | 44.44 |
| Texas Tech | 2 | 16 | 33 | 48.48 |
| TCU | 2 | 17 | 35 | 48.57 |

1ST DOWNS PASSING

| Team | G | Rush | Pass | Pen | Total | Avg/G |
|---------------|---|------|------|-----|-------|-------|
| Texas Tech | 2 | 15 | 34 | 6 | 55 | 27.5 |
| Oklahoma | 2 | 24 | 29 | 5 | 58 | 29 |
| Texas | 2 | 14 | 28 | 5 | 47 | 23.5 |
| TCU | 2 | 20 | 28 | 1 | 49 | 24.5 |
| Cincinnati | 2 | 22 | 27 | 1 | 50 | 25 |
| Kansas St. | 2 | 20 | 26 | 2 | 48 | 24 |
| Kansas | 2 | 24 | 25 | 5 | 54 | 27 |
| Houston | 2 | 17 | 24 | 5 | 46 | 23 |
| Baylor | 2 | 10 | 23 | 3 | 36 | 18 |
| UCF | 2 | 29 | 22 | 4 | 55 | 27.5 |
| BYU | 2 | 7 | 22 | 1 | 30 | 15 |
| Oklahoma St. | 2 | 16 | 21 | 3 | 40 | 20 |
| West Virginia | 2 | 27 | 19 | 1 | 47 | 23.5 |
| Iowa St. | 2 | 11 | 16 | 2 | 29 | 14.5 |

4TH-DOWN CONVERSIONS

| Team | G | Conv. | Att. | Pct. |
|---------------|---|-------|------|-------|
| Cincinnati | 2 | 4 | 4 | 100 |
| Texas Tech | 2 | 3 | 4 | 75 |
| Baylor | 2 | 3 | 4 | 75 |
| Oklahoma | 2 | 2 | 3 | 66.67 |
| Iowa St. | 2 | 2 | 3 | 66.67 |
| BYU | 2 | 3 | 5 | 60 |
| West Virginia | 2 | 6 | 11 | 54.55 |
| UCF | 2 | 1 | 2 | 50 |
| Texas | 2 | 3 | 6 | 50 |
| TCU | 2 | 3 | 6 | 50 |
| Oklahoma St. | 2 | 1 | 2 | 50 |
| Kansas St. | 2 | 1 | 2 | 50 |
| Kansas | 2 | 1 | 3 | 33.33 |
| Houston | 2 | 2 | 6 | 33.33 |

1ST DOWNS BY PENALTY

| Team | G | Rush | Pass | Pen | Total | Avg/G |
|---------------|---|------|------|-----|-------|-------|
| Texas Tech | 2 | 15 | 34 | 6 | 55 | 27.5 |
| Texas | 2 | 14 | 28 | 5 | 47 | 23.5 |
| Oklahoma | 2 | 24 | 29 | 5 | 58 | 29 |
| Kansas | 2 | 24 | 25 | 5 | 54 | 27 |
| Houston | 2 | 17 | 24 | 5 | 46 | 23 |
| UCF | 2 | 29 | 22 | 4 | 55 | 27.5 |
| Oklahoma St. | 2 | 16 | 21 | 3 | 40 | 20 |
| Baylor | 2 | 10 | 23 | 3 | 36 | 18 |
| Kansas St. | 2 | 20 | 26 | 2 | 48 | 24 |
| Iowa St. | 2 | 11 | 16 | 2 | 29 | 14.5 |
| West Virginia | 2 | 27 | 19 | 1 | 47 | 23.5 |
| TCU | 2 | 20 | 28 | 1 | 49 | 24.5 |
| Cincinnati | 2 | 22 | 27 | 1 | 50 | 25 |
| BYU | 2 | 7 | 22 | 1 | 30 | 15 |

OPP 4TH-DN CONVERT

| Team | G | Conv. | Att. | Pct. |
|---------------|---|-------|------|-------|
| BYU | 2 | 0 | 1 | 0 |
| Oklahoma St. | 2 | 1 | 5 | 20 |
| Kansas St. | 2 | 1 | 5 | 20 |
| Oklahoma | 2 | 2 | 5 | 40 |
| West Virginia | 2 | 1 | 2 | 50 |
| UCF | 2 | 1 | 2 | 50 |
| TCU | 2 | 2 | 4 | 50 |
| Cincinnati | 2 | 2 | 4 | 50 |
| Texas Tech | 2 | 2 | 3 | 66.67 |
| Texas | 2 | 2 | 3 | 66.67 |
| Kansas | 2 | 2 | 3 | 66.67 |
| Iowa St. | 2 | 2 | 3 | 66.67 |
| Baylor | 2 | 4 | 5 | 80 |
| Houston | 2 | 3 | 3 | 100 |



**2023-24 Big 12 Football
Extended Team Leaders
All games**

OPPONENT 1ST DOWNS

| Team | G | Rush | Pass | Pen | Total | Avg/G |
|---------------|---|------|------|-----|-------|-------|
| Texas | 2 | 10 | 15 | 1 | 26 | 13 |
| BYU | 2 | 4 | 20 | 2 | 26 | 13 |
| Kansas St. | 2 | 5 | 19 | 4 | 28 | 14 |
| Iowa St. | 2 | 11 | 14 | 3 | 28 | 14 |
| Kansas | 2 | 7 | 19 | 3 | 29 | 14.5 |
| Oklahoma | 2 | 7 | 18 | 6 | 31 | 15.5 |
| Cincinnati | 2 | 14 | 13 | 6 | 33 | 16.5 |
| Oklahoma St. | 2 | 17 | 15 | 2 | 34 | 17 |
| West Virginia | 2 | 10 | 25 | 2 | 37 | 18.5 |
| UCF | 2 | 17 | 18 | 2 | 37 | 18.5 |
| Baylor | 2 | 16 | 24 | 0 | 40 | 20 |
| Texas Tech | 2 | 18 | 21 | 6 | 45 | 22.5 |
| TCU | 2 | 11 | 29 | 5 | 45 | 22.5 |
| Houston | 2 | 16 | 28 | 2 | 46 | 23 |



**2023-24 Big 12 Football
Extended Team Leaders
All games**

SACKS BY

| Team | G | No. | Yards | Avg/G |
|---------------|---|-----|-------|-------|
| Oklahoma St. | 2 | 8 | 28 | 4 |
| Kansas St. | 2 | 8 | 67 | 4 |
| Cincinnati | 2 | 8 | 57 | 4 |
| Texas | 2 | 7 | 46 | 3.5 |
| TCU | 2 | 7 | 51 | 3.5 |
| Kansas | 2 | 7 | 33 | 3.5 |
| UCF | 2 | 6 | 31 | 3 |
| Iowa St. | 2 | 6 | 29 | 3 |
| West Virginia | 2 | 4 | 25 | 2 |
| Baylor | 2 | 4 | 9 | 2 |
| Texas Tech | 2 | 3 | 11 | 1.5 |
| Houston | 2 | 3 | 22 | 1.5 |
| Oklahoma | 2 | 2 | 4 | 1 |
| BYU | 2 | 1 | 12 | 0.5 |

KICKOFF COVERAGE

| Team | G | No | Yards | Avg. | Ret. | TB | NetAvg |
|---------------|---|----|-------|-------|------|----|--------|
| Houston | 2 | 8 | 489 | 61.13 | 99 | 1 | 51.63 |
| Oklahoma St. | 2 | 11 | 709 | 64.45 | 53 | 8 | 44 |
| TCU | 2 | 14 | 902 | 64.43 | 74 | 9 | 33.07 |
| Texas | 2 | 14 | 883 | 63.07 | 44 | 9 | 42 |
| Texas Tech | 2 | 11 | 709 | 64.45 | 37 | 9 | 37.09 |
| West Virginia | 2 | 11 | 703 | 63.91 | 19 | 6 | 48.45 |
| Iowa St. | 2 | 9 | 558 | 62 | 62 | 4 | 48 |
| Oklahoma | 2 | 17 | 1078 | 63.41 | 48 | 14 | 41.12 |
| Cincinnati | 2 | 17 | 1049 | 61.71 | 146 | 8 | 46.59 |
| Baylor | 2 | 11 | 712 | 64.73 | 75 | 8 | 28.64 |
| Kansas | 2 | 16 | 1025 | 64.06 | 48 | 14 | 35.81 |
| BYU | 2 | 10 | 649 | 64.9 | 0 | 9 | 28.1 |
| Kansas St. | 2 | 15 | 948 | 63.2 | 88 | 10 | 37.8 |
| UCF | 2 | 14 | 881 | 62.93 | 108 | 9 | 40.79 |

SACKS AGAINST

| Team | G | No. | Yards | Avg/G |
|---------------|---|-----|-------|-------|
| TCU | 2 | 0 | 0 | 0 |
| Iowa St. | 2 | 0 | 0 | 0 |
| BYU | 2 | 0 | 0 | 0 |
| Oklahoma | 2 | 1 | 9 | 0.5 |
| Kansas St. | 2 | 1 | 8 | 0.5 |
| UCF | 2 | 2 | 12 | 1 |
| Kansas | 2 | 2 | 15 | 1 |
| Texas | 2 | 3 | 20 | 1.5 |
| Baylor | 2 | 3 | 21 | 1.5 |
| West Virginia | 2 | 4 | 19 | 2 |
| Oklahoma St. | 2 | 4 | 17 | 2 |
| Cincinnati | 2 | 4 | 17 | 2 |
| Houston | 2 | 6 | 38 | 3 |
| Texas Tech | 2 | 7 | 59 | 3.5 |

RED ZONE OFFENSE

| Team | G | Scores | Pct. | TDs | (R-P) | FGs | TurnO |
|---------------|---|---------|--------|-----|-------|-------|-------|
| Oklahoma St. | 2 | 8 - 8 | 100.00 | 6 | 3 - 3 | 2 - 2 | 0 |
| Kansas | 2 | 11 - 11 | 100.00 | 8 | 4 - 4 | 3 - 3 | 0 |
| Cincinnati | 2 | 9 - 9 | 100.00 | 7 | 4 - 3 | 2 - 2 | 0 |
| BYU | 2 | 6 - 6 | 100.00 | 6 | 4 - 2 | 0 - 0 | 0 |
| Oklahoma | 2 | 11 - 12 | 91.67 | 10 | 6 - 4 | 1 - 1 | 1 |
| Kansas St. | 2 | 9 - 10 | 90.00 | 9 | 6 - 3 | 0 - 0 | 1 |
| Texas Tech | 2 | 8 - 9 | 88.89 | 6 | 2 - 4 | 2 - 2 | 1 |
| Texas | 2 | 8 - 9 | 88.89 | 4 | 2 - 2 | 4 - 5 | 0 |
| West Virginia | 2 | 7 - 8 | 87.50 | 7 | 6 - 1 | 0 - 0 | 1 |
| Baylor | 2 | 7 - 8 | 87.50 | 3 | 2 - 1 | 4 - 4 | 1 |
| Iowa St. | 2 | 3 - 4 | 75.00 | 3 | 1 - 2 | 0 - 1 | 0 |
| Houston | 2 | 8 - 11 | 72.73 | 8 | 4 - 4 | 0 - 0 | 2 |
| TCU | 2 | 7 - 10 | 70.00 | 6 | 4 - 2 | 1 - 1 | 3 |
| UCF | 2 | 8 - 12 | 66.67 | 7 | 5 - 2 | 1 - 1 | 4 |

PENALTIES

| Team | G | No. | Yards | Avg/G |
|---------------|---|-----|-------|-------|
| Kansas | 2 | 7 | 69 | 34.5 |
| Houston | 2 | 9 | 69 | 34.5 |
| Texas | 2 | 9 | 80 | 40 |
| Baylor | 2 | 14 | 80 | 40 |
| Kansas St. | 2 | 9 | 81 | 40.5 |
| West Virginia | 2 | 9 | 85 | 42.5 |
| BYU | 2 | 11 | 91 | 45.5 |
| UCF | 2 | 11 | 95 | 47.5 |
| Oklahoma St. | 2 | 14 | 103 | 51.5 |
| Iowa St. | 2 | 11 | 105 | 52.5 |
| TCU | 2 | 15 | 128 | 64 |
| Texas Tech | 2 | 13 | 134 | 67 |
| Cincinnati | 2 | 14 | 145 | 72.5 |
| Oklahoma | 2 | 15 | 153 | 76.5 |

RED ZONE DEFENSE

| Team | G | Scores | Pct. | TDs | (R-P) | FGs | TurnO |
|---------------|---|---------|--------|-----|-------|-------|-------|
| BYU | 2 | 2 - 3 | 66.67 | 1 | 1 - 0 | 1 - 1 | 1 |
| Oklahoma St. | 2 | 3 - 4 | 75.00 | 3 | 1 - 2 | 0 - 1 | 0 |
| Houston | 2 | 7 - 9 | 77.78 | 7 | 4 - 3 | 0 - 0 | 2 |
| Iowa St. | 2 | 5 - 6 | 83.33 | 2 | 1 - 1 | 3 - 3 | 1 |
| West Virginia | 2 | 6 - 7 | 85.71 | 4 | 2 - 2 | 2 - 3 | 0 |
| Texas Tech | 2 | 10 - 11 | 90.91 | 6 | 3 - 3 | 4 - 4 | 1 |
| UCF | 2 | 1 - 1 | 100.00 | 0 | 0 - 0 | 1 - 1 | 0 |
| Texas | 2 | 2 - 2 | 100.00 | 1 | 0 - 1 | 1 - 1 | 0 |
| TCU | 2 | 4 - 4 | 100.00 | 3 | 2 - 1 | 1 - 1 | 0 |
| Oklahoma | 2 | 2 - 2 | 100.00 | 1 | 0 - 1 | 1 - 1 | 0 |
| Kansas St. | 2 | 2 - 2 | 100.00 | 0 | 0 - 0 | 2 - 2 | 0 |
| Kansas | 2 | 5 - 5 | 100.00 | 4 | 2 - 2 | 1 - 1 | 0 |
| Cincinnati | 2 | 5 - 5 | 100.00 | 4 | 0 - 4 | 1 - 1 | 0 |
| Baylor | 2 | 6 - 6 | 100.00 | 5 | 4 - 1 | 1 - 1 | 0 |



OPPONENT PENALTIES

| Team | G | No. | Yards | Avg/G |
|---------------|---|-----|-------|-------|
| Texas Tech | 2 | 17 | 139 | 69.5 |
| Oklahoma | 2 | 16 | 126 | 63 |
| Texas | 2 | 15 | 115 | 57.5 |
| Kansas | 2 | 12 | 108 | 54 |
| Houston | 2 | 12 | 102 | 51 |
| Oklahoma St. | 2 | 13 | 93 | 46.5 |
| BYU | 2 | 12 | 90 | 45 |
| Baylor | 2 | 11 | 90 | 45 |
| Kansas St. | 2 | 8 | 87 | 43.5 |
| TCU | 2 | 13 | 80 | 40 |
| Cincinnati | 2 | 12 | 77 | 38.5 |
| UCF | 2 | 8 | 69 | 34.5 |
| Iowa St. | 2 | 6 | 52 | 26 |
| West Virginia | 2 | 4 | 40 | 20 |

TIME OF POSSESSION

| Team | G | Total possession | Avg/G |
|---------------|---|------------------|-------|
| Kansas | 2 | 70:26 | 35:13 |
| Cincinnati | 2 | 66:29 | 33:14 |
| Oklahoma | 2 | 64:36 | 32:18 |
| Texas | 2 | 64:07 | 32:04 |
| West Virginia | 2 | 62:55 | 31:28 |
| Oklahoma St. | 2 | 60:41 | 30:20 |
| BYU | 2 | 60:14 | 30:07 |
| UCF | 2 | 59:29 | 29:44 |
| Iowa St. | 2 | 59:06 | 29:33 |
| Kansas St. | 2 | 59:02 | 29:31 |
| Houston | 2 | 58:23 | 29:11 |
| Baylor | 2 | 57:31 | 28:46 |
| Texas Tech | 2 | 53:43 | 26:52 |
| TCU | 2 | 50:01 | 25:01 |



**2023-24 Big 12 Football
Conference Individual Game Highs
All games**

INDIVIDUAL PLAYER GAME HIGHS

| | |
|---------------------------------|--|
| Points scored | |
| 18 | Hudson Clement (West Virginia) vs Duquesne (09/09/2023) |
| 18 | Donovan Smith (Houston) at Rice (09/09/2023) |
| 18 | Trey Sanders (TCU) vs Colorado (09/02/2023) |
| Touchdowns | |
| 3 | Donovan Smith (Houston) at Rice (09/09/2023) |
| 3 | Hudson Clement (West Virginia) vs Duquesne (09/09/2023) |
| 3 | Trey Sanders (TCU) vs Colorado (09/02/2023) |
| TD responsibility | |
| 7 | Emory Jones (Cincinnati) vs Eastern Ky. (09/02/2023) [2r,5p] |
| Points scored kicking | |
| 13 | Bert Auburn (Texas) vs Rice (09/02/2023) [3fg,4pat] |
| Total offense yards | |
| 383 | Tyler Shough (Texas Tech) vs Oregon (09/09/2023) [101r,282p] |
| 374 | Tyler Shough (Texas Tech) at Wyoming (09/02/2023) [36r,338p] |
| Total offense plays | |
| 63 | Tyler Shough (Texas Tech) vs Oregon (09/09/2023) [23r,40p] |
| 62 | Tyler Shough (Texas Tech) at Wyoming (09/02/2023) [15r,47p] |
| Total offense yards/play | |
| 39 | Xavier Townsend (UCF) at Boise St. (09/09/2023) [39-1] |
| 30 | Braden Smith (Cincinnati) at Pittsburgh (09/09/2023) [30-1] |
| Rushing yards | |
| 164 | Emani Bailey (TCU) vs Colorado (09/02/2023) |
| 153 | Corey Kiner (Cincinnati) at Pittsburgh (09/09/2023) |
| Rushing attempts | |
| 23 | Tyler Shough (Texas Tech) vs Oregon (09/09/2023) |
| 21 | Tawee Walker (Oklahoma) vs SMU (09/09/2023) |
| 21 | Cartevius Norton (Iowa St.) vs Iowa (09/09/2023) |
| Yards per rush | |
| 39 | Xavier Townsend (UCF) at Boise St. (09/09/2023) [39-1] |
| 28 | Xavier Townsend (UCF) vs Kent St. (08/31/2023) [28-1] |
| Rushing TDs | |
| 3 | Donovan Smith (Houston) at Rice (09/09/2023) |
| 3 | Trey Sanders (TCU) vs Colorado (09/02/2023) |
| Longest rush | |
| 74 | Emani Bailey (TCU) vs Colorado (09/02/2023) |
| 68 | Corey Kiner (Cincinnati) at Pittsburgh (09/09/2023) |
| Passing yards | |
| 349 | Quinn Ewers (Texas) at Alabama (09/09/2023) |
| 348 | Kedon Slovis (BYU) vs Southern Utah (09/09/2023) |
| Passing attempts | |
| 47 | Tyler Shough (Texas Tech) at Wyoming (09/02/2023) |
| 44 | Rocco Becht (Iowa St.) vs Iowa (09/09/2023) |
| Passing TDs | |
| 5 | Emory Jones (Cincinnati) vs Eastern Ky. (09/02/2023) |
| 4 | Garrett Greene (West Virginia) vs Duquesne (09/09/2023) |
| 4 | Dillon Gabriel (Oklahoma) vs SMU (09/09/2023) |
| 4 | Kedon Slovis (BYU) vs Southern Utah (09/09/2023) |
| Longest pass | |
| 70 | Garrett Greene (West Virginia) vs Duquesne (09/09/2023) |
| 65 | Kedon Slovis (BYU) vs Southern Utah (09/09/2023) |
| 65 | Brady Lichtenberg (Cincinnati) vs Eastern Ky. (09/02/2023) |



**2023-24 Big 12 Football
Conference Individual Game Highs
All games**

| | |
|----------------------------|--|
| Passes completed | |
| 31 | Tyler Shough (Texas Tech) at Wyoming (09/02/2023) |
| 26 | Chandler Morris (TCU) vs Nicholls (09/09/2023) |
| Had intercepted | |
| 3 | Tyler Shough (Texas Tech) vs Oregon (09/09/2023) |
| 2 | John Rhys Plumlee (UCF) at Boise St. (09/09/2023) |
| 2 | Sawyer Robertson (Baylor) vs Utah (09/09/2023) |
| 2 | Chandler Morris (TCU) vs Colorado (09/02/2023) |
| 2 | John Rhys Plumlee (UCF) vs Kent St. (08/31/2023) |
| Pass completion pct | |
| 100 | Braden Smith (Cincinnati) at Pittsburgh (09/09/2023) [1-1] |
| 100 | Treshaun Ward (Kansas St.) vs Southeast Mo. St. (09/02/2023) [1-1] |
| 100 | Brady Lichtenberg (Cincinnati) vs Eastern Ky. (09/02/2023) [4-4] |
| 100 | Jackson Arnold (Oklahoma) vs Arkansas St. (09/02/2023) [11-11] |
| Pass yards/attempt | |
| 30 | Braden Smith (Cincinnati) at Pittsburgh (09/09/2023) [30-1] |
| 23.3 | Brady Lichtenberg (Cincinnati) vs Eastern Ky. (09/02/2023) [93-4] |
| Pass yards/catch | |
| 30 | Braden Smith (Cincinnati) at Pittsburgh (09/09/2023) [30-1] |
| 25 | Josh Hoover (TCU) vs Nicholls (09/09/2023) [50-2] |
| Receiving yards | |
| 177 | Hudson Clement (West Virginia) vs Duquesne (09/09/2023) |
| 149 | Xzavier Henderson (Cincinnati) vs Eastern Ky. (09/02/2023) |
| Receptions | |
| 9 | Samuel Brown (Houston) at Rice (09/09/2023) |
| 9 | Jaquaize Pettaway (Oklahoma) vs Arkansas St. (09/02/2023) |
| Yards per catch | |
| 88 | Keanu Hill (BYU) vs Southern Utah (09/09/2023) [3-41] |
| 72 | Hudson Clement (West Virginia) vs Duquesne (09/09/2023) [5-177] |
| Receiving TDs | |
| 3 | Hudson Clement (West Virginia) vs Duquesne (09/09/2023) |
| 2 | Adonai Mitchell (Texas) at Alabama (09/09/2023) |
| 2 | Matthew Golden (Houston) at Rice (09/09/2023) |
| 2 | Drake Dabney (Baylor) vs Texas St. (09/02/2023) |
| Longest reception | |
| 70 | Hudson Clement (West Virginia) vs Duquesne (09/09/2023) |
| 65 | Isaac Rex (BYU) vs Southern Utah (09/09/2023) |
| 65 | Barry Jackson Jr. (Cincinnati) vs Eastern Ky. (09/02/2023) |
| Field goal attempts | |
| 5 | Gino Garcia (Texas Tech) at Wyoming (09/02/2023) |
| 4 | Colton Boomer (UCF) at Boise St. (09/09/2023) |
| 4 | Isaiah Hankins (Baylor) vs Texas St. (09/02/2023) |
| 4 | Bert Auburn (Texas) vs Rice (09/02/2023) |
| Field goals made | |
| 4 | Colton Boomer (UCF) at Boise St. (09/09/2023) |
| 3 | Isaiah Hankins (Baylor) vs Texas St. (09/02/2023) |
| 3 | Bert Auburn (Texas) vs Rice (09/02/2023) |
| Longest field goal | |
| 57 | Griffin Kell (TCU) vs Nicholls (09/09/2023) |
| 56 | Chase Contreras (Iowa St.) vs UNI (09/02/2023) |
| Field goal pct | |
| 100 | Griffin Kell (TCU) vs Nicholls (09/09/2023) [2-2] |
| 100 | Carter Brown (Cincinnati) at Pittsburgh (09/09/2023) [2-2] |
| 100 | Colton Boomer (UCF) at Boise St. (09/09/2023) [4-4] |
| 100 | Seth Keller (Kansas) vs Illinois (09/08/2023) [2-2] |



**2023-24 Big 12 Football
Conference Individual Game Highs
All games**

| | |
|----------------------------|---|
| 100 | Alex Hale (Oklahoma St.) vs Central Ark. (09/02/2023) [2-2] |
| 100 | Chris Tennant (Kansas St.) vs Southeast Mo. St. (09/02/2023) [1-1] |
| 100 | Carter Brown (Cincinnati) vs Eastern Ky. (09/02/2023) [1-1] |
| 100 | Chase Contreras (Iowa St.) vs UNI (09/02/2023) [1-1] |
| 100 | Zach Schmit (Oklahoma) vs Arkansas St. (09/02/2023) [1-1] |
| 100 | Seth Keller (Kansas) vs Missouri St. (09/01/2023) [2-2] |
| PAT kicks attempted | |
| 9 | Carter Brown (Cincinnati) vs Eastern Ky. (09/02/2023) |
| PAT kicks made | |
| 9 | Carter Brown (Cincinnati) vs Eastern Ky. (09/02/2023) |
| PAT kicks pct | |
| 100 | Alex Hale (Oklahoma St.) at Arizona St. (09/09/2023) [3-3] |
| 100 | Griffin Kell (TCU) vs Nicholls (09/09/2023) [5-5] |
| 100 | Carter Brown (Cincinnati) at Pittsburgh (09/09/2023) [3-3] |
| 100 | Jack Martin (Houston) at Rice (09/09/2023) [5-5] |
| 100 | Gino Garcia (Texas Tech) vs Oregon (09/09/2023) [3-3] |
| 100 | Michael Hayes (West Virginia) vs Duquesne (09/09/2023) [6-6] |
| 100 | Danny King (West Virginia) vs Duquesne (09/09/2023) [2-2] |
| 100 | Bert Auburn (Texas) at Alabama (09/09/2023) [4-4] |
| 100 | Zach Schmit (Oklahoma) vs SMU (09/09/2023) [4-4] |
| 100 | Chase Contreras (Iowa St.) vs Iowa (09/09/2023) [1-1] |
| 100 | Isaiah Hankins (Baylor) vs Utah (09/09/2023) [1-1] |
| 100 | Chris Tennant (Kansas St.) vs Troy (09/09/2023) [6-6] |
| 100 | Seth Keller (Kansas) vs Illinois (09/08/2023) [4-4] |
| 100 | Will Ferrin (BYU) vs Sam Houston (09/02/2023) [2-2] |
| 100 | Michael Hayes (West Virginia) at Penn St. (09/02/2023) [1-1] |
| 100 | Chris Tennant (Kansas St.) vs Southeast Mo. St. (09/02/2023) [5-5] |
| 100 | Jack Martin (Houston) vs UTSA (09/02/2023) [2-2] |
| 100 | Isaiah Hankins (Baylor) vs Texas St. (09/02/2023) [2-2] |
| 100 | Alex Hale (Oklahoma St.) vs Central Ark. (09/02/2023) [3-3] |
| 100 | Leyton Simmering (Kansas St.) vs Southeast Mo. St. (09/02/2023) [1-1] |
| 100 | Gino Garcia (Texas Tech) at Wyoming (09/02/2023) [3-3] |
| 100 | Carter Brown (Cincinnati) vs Eastern Ky. (09/02/2023) [9-9] |
| 100 | Bert Auburn (Texas) vs Rice (09/02/2023) [4-4] |
| 100 | Chase Contreras (Iowa St.) vs UNI (09/02/2023) [3-3] |
| 100 | Gavin Marshall (Oklahoma) vs Arkansas St. (09/02/2023) [2-2] |
| 100 | Zach Schmit (Oklahoma) vs Arkansas St. (09/02/2023) [8-8] |
| 100 | Griffin Kell (TCU) vs Colorado (09/02/2023) [6-6] |
| 100 | Seth Keller (Kansas) vs Missouri St. (09/01/2023) [5-5] |
| 100 | Owen Piepergerdes (Kansas) vs Missouri St. (09/01/2023) [1-1] |
| 100 | Colton Boomer (UCF) vs Kent St. (08/31/2023) [8-8] |
| Punts | |
| 9 | Ryan Rehkow (BYU) vs Sam Houston (09/02/2023) |
| 8 | Tyler Perkins (Iowa St.) vs UNI (09/02/2023) |
| Yards punted | |
| 447 | Ryan Rehkow (BYU) vs Sam Houston (09/02/2023) [9-447] |
| 378 | Tyler Perkins (Iowa St.) vs UNI (09/02/2023) [8-378] |
| Longest punt | |
| 70 | Tyler Perkins (Iowa St.) vs UNI (09/02/2023) |
| Punting avg | |
| 54 | Alex Hale (Oklahoma St.) at Arizona St. (09/09/2023) [54-1] |
| Punt returns | |
| 5 | Hobbs Nyberg (BYU) vs Sam Houston (09/02/2023) |
| 3 | JoJo Earle (TCU) vs Nicholls (09/09/2023) |
| 3 | Preston Fox (West Virginia) vs Duquesne (09/09/2023) |
| 3 | Jaylin Noel (Iowa St.) vs Iowa (09/09/2023) |



**2023-24 Big 12 Football
Conference Individual Game Highs
All games**

| | |
|---------------------------------|---|
| 3 | Phillip Brooks (Kansas St.) vs Troy (09/09/2023) |
| 3 | Braden Smith (Cincinnati) vs Eastern Ky. (09/02/2023) |
| Punt return yards | |
| 90 | Gavin Freeman (Oklahoma) vs Arkansas St. (09/02/2023) |
| 60 | Jaylin Noel (Iowa St.) vs UNI (09/02/2023) |
| Longest punt return | |
| 82 | Gavin Freeman (Oklahoma) vs Arkansas St. (09/02/2023) |
| 48 | Malik Fleming (Houston) vs UTSA (09/02/2023) |
| Punt return avg | |
| 48 | Malik Fleming (Houston) vs UTSA (09/02/2023) [48-1] |
| 45 | Gavin Freeman (Oklahoma) vs Arkansas St. (09/02/2023) [90-2] |
| Kick returns | |
| 6 | Corey Gordon Jr. (Baylor) vs Texas St. (09/02/2023) |
| Kick return yards | |
| 145 | Corey Gordon Jr. (Baylor) vs Texas St. (09/02/2023) |
| 140 | Major Everhart (TCU) vs Colorado (09/02/2023) |
| Kick return avg | |
| 35 | Major Everhart (TCU) vs Colorado (09/02/2023) [140-4] |
| 34 | Xavier Townsend (UCF) at Boise St. (09/09/2023) [34-1] |
| Longest kick return | |
| 86 | Major Everhart (TCU) vs Colorado (09/02/2023) |
| 41 | Parker Kingston (BYU) vs Southern Utah (09/09/2023) |
| Kick return TDs | |
| Combined PR/KR yards | |
| 145 | Corey Gordon Jr. (Baylor) vs Texas St. (09/02/2023) [0pr,145kr] |
| 140 | Major Everhart (TCU) vs Colorado (09/02/2023) [0pr,140kr] |
| Interceptions | |
| 2 | Jakob Robinson (BYU) vs Sam Houston (09/02/2023) |
| 2 | Malik Fleming (Houston) vs UTSA (09/02/2023) |
| 2 | Jeremiah Cooper (Iowa St.) vs UNI (09/02/2023) |
| Interception return yds | |
| 88 | Jeremiah Cooper (Iowa St.) vs UNI (09/02/2023) |
| 34 | Avery Wilcox (West Virginia) vs Duquesne (09/09/2023) |
| Interception return avg | |
| 44 | Jeremiah Cooper (Iowa St.) vs UNI (09/02/2023) [88-2] |
| 34 | Avery Wilcox (West Virginia) vs Duquesne (09/09/2023) [34-1] |
| Longest interception rtn | |
| 58 | Jeremiah Cooper (Iowa St.) vs UNI (09/02/2023) |
| 34 | Avery Wilcox (West Virginia) vs Duquesne (09/09/2023) |
| All-purpose yards | |
| 178 | Phillip Brooks (Kansas St.) vs Troy (09/09/2023) |
| 177 | Hudson Clement (West Virginia) vs Duquesne (09/09/2023) |
| Tackles | |
| 17 | Danny Stutsman (Oklahoma) vs SMU (09/09/2023) [5-12] |
| Sacks | |
| 2 | Nelson Ceaser (Houston) at Rice (09/09/2023) [0-2] |
| 2 | Anthony Hill Jr. (Texas) at Alabama (09/09/2023) [0-2] |
| 2 | Khalid Duke (Kansas St.) vs Troy (09/09/2023) [0-2] |
| 2 | Austin Booker (Kansas) vs Illinois (09/08/2023) [0-2] |
| 2 | Jereme Robinson (Kansas) vs Illinois (09/08/2023) [0-2] |
| 2 | Caleb Bacon (Iowa St.) vs UNI (09/02/2023) [0-2] |
| Tackles for loss | |
| 3 | Nelson Ceaser (Houston) at Rice (09/09/2023) [3-0] |
| 3 | Tre'mon Morris-Brash (UCF) at Boise St. (09/09/2023) [3-0] |



**2023-24 Big 12 Football
Conference Individual Game Highs
All games**

-
- | | |
|---|---|
| 3 | Khalid Duke (Kansas St.) vs Troy (09/09/2023) [3-0] |
| 3 | Austin Moore (Kansas St.) vs Southeast Mo. St. (09/02/2023) [2-2] |



**2023-24 Big 12 Football
Conference Individual Game Highs
All games**

| | |
|--|---|
| 200-Yard Rushing Performances | |
| 100-Yard Rushing Performances | |
| 164 | Emani Bailey (TCU) vs Colorado (09/02/2023) |
| 153 | Corey Kiner (Cincinnati) at Pittsburgh (09/09/2023) |
| 128 | DJ Giddens (Kansas St.) vs Southeast Mo. St. (09/02/2023) |
| 120 | Devin Neal (Kansas) vs Illinois (09/08/2023) |
| 117 | Tawee Walker (Oklahoma) vs SMU (09/09/2023) |
| 110 | Jahiem White (West Virginia) vs Duquesne (09/09/2023) |
| 105 | Corey Kiner (Cincinnati) vs Eastern Ky. (09/02/2023) |
| 101 | Tyler Shough (Texas Tech) vs Oregon (09/09/2023) |
| 100 | Johnny Richardson (UCF) vs Kent St. (08/31/2023) |
| Number of 100-Yard Rushing Performances | |
| 2 | Corey Kiner, Cincinnati |
| 1 | Emani Bailey, TCU |
| 1 | DJ Giddens, Kansas St. |
| 1 | Devin Neal, Kansas |
| 1 | Tawee Walker, Oklahoma |
| 1 | Jahiem White, West Virginia |
| 1 | Tyler Shough, Texas Tech |
| 1 | Johnny Richardson, UCF |
| 500-Yard Passing Performances | |
| 400-Yard Passing Performances | |
| 300-Yard Passing Performances | |
| 349 | Quinn Ewers (Texas) at Alabama (09/09/2023) |
| 348 | Kedon Slovis (BYU) vs Southern Utah (09/09/2023) |
| 345 | Emory Jones (Cincinnati) vs Eastern Ky. (09/02/2023) |
| 338 | Tyler Shough (Texas Tech) at Wyoming (09/02/2023) |
| 308 | Dillon Gabriel (Oklahoma) vs Arkansas St. (09/02/2023) |
| 303 | Blake Shapen (Baylor) vs Texas St. (09/02/2023) |
| Number of 300-Yard Passing Performances | |
| 1 | Quinn Ewers, Texas |
| 1 | Kedon Slovis, BYU |
| 1 | Emory Jones, Cincinnati |
| 1 | Tyler Shough, Texas Tech |
| 1 | Dillon Gabriel, Oklahoma |
| 1 | Blake Shapen, Baylor |
| 200-Yard Receiving Performances | |
| 100-Yard Receiving Performances | |
| 177 | Hudson Clement (West Virginia) vs Duquesne (09/09/2023) |
| 149 | Xzavier Henderson (Cincinnati) vs Eastern Ky. (09/02/2023) |
| 138 | Samuel Brown (Houston) at Rice (09/09/2023) |
| 134 | Kobe Hudson (UCF) at Boise St. (09/09/2023) |
| 119 | RJ Garcia II (Kansas St.) vs Southeast Mo. St. (09/02/2023) |
| 114 | Ja'Tavion Sanders (Texas) at Alabama (09/09/2023) |
| 112 | Isaac Rex (BYU) vs Southern Utah (09/09/2023) |
| 106 | Samuel Brown (Houston) vs UTSA (09/02/2023) |
| 101 | Drake Dabney (Baylor) vs Texas St. (09/02/2023) |
| 100 | Ben Sinnott (Kansas St.) vs Southeast Mo. St. (09/02/2023) |
| Number of 100-Yard Receiving Performances | |
| 2 | Samuel Brown, Houston |
| 1 | Hudson Clement, West Virginia |
| 1 | Xzavier Henderson, Cincinnati |
| 1 | Kobe Hudson, UCF |
| 1 | RJ Garcia II, Kansas St. |
| 1 | Ja'Tavion Sanders, Texas |



**2023-24 Big 12 Football
Conference Individual Game Highs
All games**

-
- | | |
|---|-------------------------|
| 1 | Isaac Rex, BYU |
| 1 | Drake Dabney, Baylor |
| 1 | Ben Sinnott, Kansas St. |



**2023-24 Big 12 Football
Team Highs
All games**

| | | |
|---------------------------------|-------|--|
| POINTS | 73 | Oklahoma vs Arkansas St. (09/02/2023) |
| POINTS SCORED KICKING | 13 | Texas vs Rice (09/02/2023) |
| | 13 | Oklahoma vs Arkansas St. (09/02/2023) |
| TOUCHDOWNS | 10 | Oklahoma vs Arkansas St. (09/02/2023) |
| TOTAL OFFENSE YARDS | 723 | UCF vs Kent St. (08/31/2023) |
| TOTAL OFFENSE PLAYS | 82 | Oklahoma vs Arkansas St. (09/02/2023) |
| TOTAL OFFENSE YARDS/PLAY | 9.4 | Cincinnati vs Eastern Ky. (09/02/2023) |
| RUSHING YARDS | 389 | UCF vs Kent St. (08/31/2023) |
| RUSHING ATTEMPTS | 49 | West Virginia vs Duquesne (09/09/2023) |
| | 49 | Oklahoma vs Arkansas St. (09/02/2023) |
| YARDS PER RUSH | 8.5 | UCF vs Kent St. (08/31/2023) |
| RUSHING TDS | 6 | Oklahoma vs Arkansas St. (09/02/2023) |
| LONGEST RUSH | 74 | TCU vs Colorado (09/02/2023) |
| PASSING YARDS | 438 | Cincinnati vs Eastern Ky. (09/02/2023) |
| PASSING ATTEMPTS | 48 | Oklahoma St. vs Central Ark. (09/02/2023) |
| PASSING TDS | 6 | Cincinnati vs Eastern Ky. (09/02/2023) |
| LONGEST PASS | 70 | West Virginia vs Duquesne (09/09/2023) |
| PASSES COMPLETED | 31 | Texas Tech at Wyoming (09/02/2023) |
| HAD INTERCEPTED | 3 | Texas Tech vs Oregon (09/09/2023) |
| PASS COMPLETION PCT | 90.9 | Oklahoma vs Arkansas St. (09/02/2023) |
| PASSING YARDS/ATTEMPT | 16.2 | Cincinnati vs Eastern Ky. (09/02/2023) |
| YARDS PER CATCH | 19.0 | Cincinnati vs Eastern Ky. (09/02/2023) |
| FIELD GOAL ATTEMPTS | 5 | Texas Tech at Wyoming (09/02/2023) |
| FIELD GOALS MADE | 4 | UCF at Boise St. (09/09/2023) |
| LONGEST FIELD GOAL | 57 | TCU vs Nicholls (09/09/2023) |
| FIELD GOAL PCT | 100.0 | TCU vs Nicholls (09/09/2023) |
| | 100.0 | Cincinnati at Pittsburgh (09/09/2023) |
| | 100.0 | UCF at Boise St. (09/09/2023) |
| | 100.0 | Kansas vs Illinois (09/08/2023) |
| | 100.0 | Kansas St. vs Southeast Mo. St. (09/02/2023) |
| | 100.0 | Oklahoma St. vs Central Ark. (09/02/2023) |
| | 100.0 | Cincinnati vs Eastern Ky. (09/02/2023) |
| | 100.0 | Iowa St. vs UNI (09/02/2023) |
| | 100.0 | Oklahoma vs Arkansas St. (09/02/2023) |
| | 100.0 | Kansas vs Missouri St. (09/01/2023) |
| PAT KICKS ATTEMPTED | 10 | Oklahoma vs Arkansas St. (09/02/2023) |
| PAT KICKS MADE | 10 | Oklahoma vs Arkansas St. (09/02/2023) |



2023-24 Big 12 Football
Team Highs
All games

| | | |
|----------------------------|-------|--|
| PAT KICKS PCT | 100.0 | Oklahoma St. at Arizona St. (09/09/2023) |
| | 100.0 | TCU vs Nicholls (09/09/2023) |
| | 100.0 | Cincinnati at Pittsburgh (09/09/2023) |
| | 100.0 | Texas Tech vs Oregon (09/09/2023) |
| | 100.0 | Houston at Rice (09/09/2023) |
| | 100.0 | Texas at Alabama (09/09/2023) |
| | 100.0 | West Virginia vs Duquesne (09/09/2023) |
| | 100.0 | Oklahoma vs SMU (09/09/2023) |
| | 100.0 | Iowa St. vs Iowa (09/09/2023) |
| | 100.0 | Kansas St. vs Troy (09/09/2023) |
| | 100.0 | Baylor vs Utah (09/09/2023) |
| | 100.0 | Kansas vs Illinois (09/08/2023) |
| | 100.0 | BYU vs Sam Houston (09/02/2023) |
| | 100.0 | West Virginia at Penn St. (09/02/2023) |
| | 100.0 | Baylor vs Texas St. (09/02/2023) |
| | 100.0 | Houston vs UTSA (09/02/2023) |
| | 100.0 | Kansas St. vs Southeast Mo. St. (09/02/2023) |
| | 100.0 | Oklahoma St. vs Central Ark. (09/02/2023) |
| | 100.0 | Texas Tech at Wyoming (09/02/2023) |
| | 100.0 | Cincinnati vs Eastern Ky. (09/02/2023) |
| | 100.0 | Texas vs Rice (09/02/2023) |
| | 100.0 | Oklahoma vs Arkansas St. (09/02/2023) |
| | 100.0 | TCU vs Colorado (09/02/2023) |
| | 100.0 | Kansas vs Missouri St. (09/01/2023) |
| | 100.0 | UCF vs Kent St. (08/31/2023) |
| 2 POINTS PATS MADE | 1 | West Virginia at Penn St. (09/02/2023) |
| | 1 | Baylor vs Texas St. (09/02/2023) |
| PUNTS | 9 | BYU vs Sam Houston (09/02/2023) |
| LONGEST PUNT | 70 | Iowa St. vs UNI (09/02/2023) |
| YARDS PUNTED | 447 | BYU vs Sam Houston (09/02/2023) |
| PUNTING AVG | 52.0 | Texas at Alabama (09/09/2023) |
| PUNT RETURNS | 5 | BYU vs Sam Houston (09/02/2023) |
| PUNT RETURN YARDS | 90 | Oklahoma vs Arkansas St. (09/02/2023) |
| PUNT RETURN AVG | 48.0 | Houston vs UTSA (09/02/2023) |
| LONGEST PUNT RETURN | 82 | Oklahoma vs Arkansas St. (09/02/2023) |
| KICK RETURN | 6 | Baylor vs Texas St. (09/02/2023) |
| KICK RETURN YARDS | 150 | TCU vs Colorado (09/02/2023) |
| KICK RETURN AVERAGE | 33.0 | Kansas St. vs Southeast Mo. St. (09/02/2023) |
| LONGEST KICK RETURN | 86 | TCU vs Colorado (09/02/2023) |



**2023-24 Big 12 Football
Team Highs
All games**

| | | |
|------------------------------------|------|--|
| KICK RETURN TDS | 0 | Oklahoma St. at Arizona St. (09/09/2023) |
| | 0 | TCU vs Nicholls (09/09/2023) |
| | 0 | Cincinnati at Pittsburgh (09/09/2023) |
| | 0 | Texas Tech vs Oregon (09/09/2023) |
| | 0 | Houston at Rice (09/09/2023) |
| | 0 | Texas at Alabama (09/09/2023) |
| | 0 | West Virginia vs Duquesne (09/09/2023) |
| | 0 | UCF at Boise St. (09/09/2023) |
| | 0 | Oklahoma vs SMU (09/09/2023) |
| | 0 | Iowa St. vs Iowa (09/09/2023) |
| | 0 | BYU vs Southern Utah (09/09/2023) |
| | 0 | Kansas St. vs Troy (09/09/2023) |
| | 0 | Baylor vs Utah (09/09/2023) |
| | 0 | Kansas vs Illinois (09/08/2023) |
| | 0 | BYU vs Sam Houston (09/02/2023) |
| | 0 | West Virginia at Penn St. (09/02/2023) |
| | 0 | Baylor vs Texas St. (09/02/2023) |
| | 0 | Houston vs UTSA (09/02/2023) |
| | 0 | Kansas St. vs Southeast Mo. St. (09/02/2023) |
| | 0 | Oklahoma St. vs Central Ark. (09/02/2023) |
| | 0 | Texas Tech at Wyoming (09/02/2023) |
| | 0 | Cincinnati vs Eastern Ky. (09/02/2023) |
| | 0 | Texas vs Rice (09/02/2023) |
| | 0 | Iowa St. vs UNI (09/02/2023) |
| | 0 | Oklahoma vs Arkansas St. (09/02/2023) |
| | 0 | TCU vs Colorado (09/02/2023) |
| | 0 | Kansas vs Missouri St. (09/01/2023) |
| | 0 | UCF vs Kent St. (08/31/2023) |
| INTERCEPTIONS | 3 | BYU vs Sam Houston (09/02/2023) |
| | 3 | Houston vs UTSA (09/02/2023) |
| INTERCEPTION RETURN YARDS | 88 | Iowa St. vs UNI (09/02/2023) |
| INTERCEPTION RETURN AVERAGE | 44.0 | Iowa St. vs UNI (09/02/2023) |
| LONGEST INTERCEPTION RETURN | 58 | Iowa St. vs UNI (09/02/2023) |
| INTERCEPTION RETURN TDS | 1 | Iowa St. vs UNI (09/02/2023) |
| FUMBLES LOST | 2 | West Virginia vs Duquesne (09/09/2023) |
| FUMBLES RECOVERED | 2 | Baylor vs Texas St. (09/02/2023) |
| | 2 | Texas Tech at Wyoming (09/02/2023) |
| SACKED BY OPP | 4 | Texas Tech vs Oregon (09/09/2023) |
| QB SACKS | 6 | TCU vs Nicholls (09/09/2023) |
| TURNOVERS COMMITTED | 4 | Texas Tech vs Oregon (09/09/2023) |
| TURNOVERS CAUSED | 3 | BYU vs Sam Houston (09/02/2023) |
| | 3 | Houston vs UTSA (09/02/2023) |
| | 3 | Cincinnati vs Eastern Ky. (09/02/2023) |
| | 3 | Texas vs Rice (09/02/2023) |
| KICKS BLOCKED | 1 | Iowa St. vs Iowa (09/09/2023) |
| | 1 | Texas Tech at Wyoming (09/02/2023) |
| FIRST DOWNS | 16 | Oklahoma vs Arkansas St. (09/02/2023) |
| 1ST DOWN RUSHING | 17 | West Virginia vs Duquesne (09/09/2023) |
| | 17 | UCF vs Kent St. (08/31/2023) |
| 1ST DOWN PASSING | 19 | Texas Tech at Wyoming (09/02/2023) |
| 1ST DOWN BY PENALTY | 6 | Texas Tech vs Oregon (09/09/2023) |
| PENALTIES | 10 | TCU vs Colorado (09/02/2023) |
| PENALTIES YARDS | 90 | Cincinnati at Pittsburgh (09/09/2023) |



2023-24 Big 12 Football
Team Lows
All games

| | | |
|---------------------------------|------|--|
| TOTAL OFFENSE YARDS | 250 | Iowa St. vs UNI (09/02/2023) |
| TOTAL OFFENSE YARDS/PLAY | 3.8 | BYU vs Sam Houston (09/02/2023) |
| RUSHING YARDS | 46 | BYU vs Southern Utah (09/09/2023) |
| RUSHING ATTEMPTS | 23 | BYU vs Southern Utah (09/09/2023) |
| YARDS PER RUSH | 2.0 | BYU vs Southern Utah (09/09/2023) |
| LONGEST RUSH | 11 | Iowa St. vs Iowa (09/09/2023) |
| PASSING ATTEMPTS | 18 | Iowa St. vs UNI (09/02/2023) |
| PASSING YARDS | 116 | Iowa St. vs UNI (09/02/2023) |
| YARDS PER COMPLETION | 7.3 | BYU vs Sam Houston (09/02/2023) |
| PASSES COMPLETED | 12 | Baylor vs Utah (09/09/2023) |
| PASS COMPLETION PCT | 42.9 | Baylor vs Utah (09/09/2023) |
| LONGEST PASS | 16 | Iowa St. vs Iowa (09/09/2023) |
| FIRST DOWNS | 2 | BYU vs Sam Houston (09/02/2023) |
| 1ST DOWN RUSHING | 1 | BYU vs Southern Utah (09/09/2023) |
| 1ST DOWN PASSING | 4 | Iowa St. vs UNI (09/02/2023) |
| 1ST DOWN BY PENALTY | 0 | TCU vs Nicholls (09/09/2023) |
| | 0 | Oklahoma vs SMU (09/09/2023) |
| | 0 | Iowa St. vs Iowa (09/09/2023) |
| | 0 | BYU vs Sam Houston (09/02/2023) |
| | 0 | West Virginia at Penn St. (09/02/2023) |
| | 0 | Texas Tech at Wyoming (09/02/2023) |
| | 0 | Cincinnati vs Eastern Ky. (09/02/2023) |
| PENALTIES | 2 | Iowa St. vs Iowa (09/09/2023) |
| PENALTIES YARDS | 24 | Iowa St. vs Iowa (09/09/2023) |



2023-24 Big 12 Football
Standings
All games

Page 1/1
as of Sep 10, 2023

| Team | Overall | Pct. | Conference | Pct. | PF | PA | Home | Away | Neut | Streak |
|---------------|---------|-------|------------|------|-----|----|------|------|------|--------|
| BYU | 2-0 | 1.000 | 0-0 | .000 | 55 | 16 | 2-0 | 0-0 | 0-0 | W 2 |
| Texas | 2-0 | 1.000 | 0-0 | .000 | 71 | 34 | 1-0 | 1-0 | 0-0 | W 2 |
| Kansas St. | 2-0 | 1.000 | 0-0 | .000 | 87 | 13 | 2-0 | 0-0 | 0-0 | W 2 |
| Kansas | 2-0 | 1.000 | 0-0 | .000 | 82 | 40 | 2-0 | 0-0 | 0-0 | W 2 |
| UCF | 2-0 | 1.000 | 0-0 | .000 | 74 | 22 | 1-0 | 1-0 | 0-0 | W 2 |
| Oklahoma | 2-0 | 1.000 | 0-0 | .000 | 101 | 11 | 2-0 | 0-0 | 0-0 | W 2 |
| Cincinnati | 2-0 | 1.000 | 0-0 | .000 | 93 | 34 | 1-0 | 1-0 | 0-0 | W 2 |
| Oklahoma St. | 2-0 | 1.000 | 0-0 | .000 | 54 | 28 | 1-0 | 1-0 | 0-0 | W 2 |
| Iowa St. | 1-1 | .500 | 0-0 | .000 | 43 | 29 | 1-1 | 0-0 | 0-0 | L 1 |
| West Virginia | 1-1 | .500 | 0-0 | .000 | 71 | 55 | 1-0 | 0-1 | 0-0 | W 1 |
| TCU | 1-1 | .500 | 0-0 | .000 | 83 | 51 | 1-1 | 0-0 | 0-0 | W 1 |
| Houston | 1-1 | .500 | 0-0 | .000 | 58 | 57 | 1-0 | 0-1 | 0-0 | L 1 |
| Texas Tech | 0-2 | .000 | 0-0 | .000 | 63 | 73 | 0-1 | 0-1 | 0-0 | L 2 |
| Baylor | 0-2 | .000 | 0-0 | .000 | 44 | 62 | 0-2 | 0-0 | 0-0 | L 2 |