



KANSAS FOOTBALL GAME NOTES



GAME 4 | SEPT. 23, 2023 | 2:30 P.M. CT | LAWRENCE, KAN. | DAVID BOOTH KANSAS MEMORIAL STADIUM (47,233)

ON THE AIR
ESPN



KANSAS JAYHAWKS
3-0, 0-0 Big 12

VS.



BYU COUGARS
3-0, 0-0 Big 12

Record	3-0 (0-0 Big 12)
Ranking (AP/Coaches)	RV/RV
Last Game	Sept. 16, 2023 (at Nevada; W, 31-24)
Head Coach	Lance Leipold
Career Record	157-56 (17th Season)
Record at Kansas	11-17 (3rd Season)

TEAM STATISTICS

Points Per Game	37.7
1st Downs	78
Rushing Yards	650 216.7/game
Passing Yards	851 283.7/game
Total Offense	1,501 500.3/game
Touchdowns	14
Field Goals	5-5
Time of Possession	34:06
Sacks	9-41

STATISTICAL LEADERS

Passing	Jalon Daniels (42-56, 575 yds, 2 TD)
Rushing	Devin Neal (40 att, 303 yds, 5 TD)
Receiving	Lawrence Arnold (14 rec, 212 yds)
Tackles	Kenny Logan Jr. (10 solo, 9 assist, 19 total)
Sacks	Jereme Robinson (3.0 sacks-13 yds)
Interceptions	Kwintun Lassiter (2 INT, 3 yds)

Record	3-0 (0-0 Big 12)
Ranking (AP/Coaches)	RV/RV
Last Game	Sept. 16, 2023 (at Arkansas; W, 38-31)
Head Coach	Kalani Sitake
Career Record	59-34 (8th Season)
Record at BYU	59-34 (8th Season)

TEAM STATISTICS

Points Per Game	31.0
1st Downs	47
Rushing Yards	235 78.3/game
Passing Yards	697 232.3/game
Total Offense	932 310.3/game
Touchdowns	13
Field Goals	1-2
Time of Possession	28:21
Sacks	5-37

STATISTICAL LEADERS

Passing	Kedon Slovis (55-90, 660 yds, 6 TD)
Rushing	LJ Martin (45 att, 195 yds, 2 TD)
Receiving	Chris Roberts (13 rec, 138 yds, 2 TD)
Tackles	Max Tooley (10 solo, 8 assist, 18 total)
Sacks	Tyler Batty (2.5 sacks-22 yds)
Interceptions	Jacob Robinson (2 INT 0 yds)

KANSAS RETURNS HOME 3-0 TO TAKE ON UNBEATEN BYU

In a battle of 3-0 teams, Kansas hosts BYU at David Booth Kansas Memorial Stadium on Saturday, Sept. 23 at 2:30 p.m. CT. The game will be each team's 2023 Big 12 opener, while it marks BYU's first Big 12 Conference game as a member of the conference. The Jayhawks and Cougars have met once in the series history, dating back to 1992 when the two teams met in the Aloha Bowl in Honolulu, Hawaii on Christmas Day, December 25, 1992. Kansas scored 11 unanswered points in the fourth quarter to win that game, 23-20. The Jayhawks enter Saturday's matchup 3-0 in back-to-back seasons for the first time since 1991-92, while they own a seven-game win streak in the month of September, dating back to last season, which is the longest since 2002-04. Last week, Kansas earned its 600th win in program history as the Jayhawks held on to beat Nevada in Reno, 31-24, behind three rushing touchdowns by junior Devin Neal, along with 298 yards passing from junior quarterback Jalon Daniels. BYU comes into the game 3-0 following a back-and-forth 38-31 victory at Arkansas. The Cougars have won seven-straight games dating back to the 2022 season under head coach Kalani Sitake, who is in his eighth year with the program. This season, BYU has registered wins against Sam Houston State (Sept. 2, 14-0), Southern Utah (Sept. 9, 41-14) and at Arkansas (Sept. 16, 38-31).

Saturday's game will be televised on ESPN with Mark Jones (Play-by-Play), Louis Riddick (Analyst) and Quint Kessenich (Sideline) on the call. Game action can also be heard across the Jayhawk Radio Network with Brian Hanni (Play-by-Play), David Lawrence (Analyst) and Brandon McAnderson (Sideline) calling the action.

JAYHAWK QUICK HITS

- Kansas enters Saturday's showdown with BYU following a 31-24 victory at Nevada, marking Kansas' second-consecutive 3-0 start to the season for the first time since 1991-92. Prior to the 2022 season, Kansas hadn't begun the season 3-0 since 2009. The Jayhawks have now won four road games since head coach Lance Leipold took over at Kansas in 2021. Over the previous 13 seasons, dating back to 2008, Kansas won only four road games during that span.
- Through the first three games, Kansas is averaging 500.3 yards of total offense, as the Jayhawks have surpassed 500+ yards in two games, including 539 against Illinois and 521 in the season opener against Missouri State. The Jayhawks have now gone over 500 yards of total offense in nine games under head coach Lance Leipold, eight of which have come in the last 16 games. In the six years prior to Leipold's tenure (2015-2020) the Jayhawks had seven games of 500+ yards, spanning 64 total games.

BY THE NUMBERS

216.7 Kansas is averaging 216.7 rushing yards per game this season, which ranks third in the Big 12 and No. 15 nationally. KU is led by junior running back Devin Neal, who is averaging 101.0 yards per game.

212 Senior safety Kenny Logan Jr. is one of two active players in FBS football with more than 200 career solo tackles, entering the BYU game with 212. Logan ranks fifth among active FBS players with 310 tackles, the most among active safeties.

4,167 With 298 passing yards against Nevada, Kansas QB Jalon Daniels surpassed the 4,000-yard plateau for his career, becoming the 9th QB in Jayhawk history to hit the mark. Daniels is currently No. 8 on the career passing list with 4,167 yards.

28.0 Through three games, Kansas has recorded a Big 12 best 28.0 tackles for loss, which ranks No. 6 nationally. The 28 TFLs are the most by the Jayhawks through the first three games of the season since 2016 (29.0)

- Among the nation's leaders in returning production, Kansas returns 85% of its production from 2022 (No. 2 in the country), including a nation's leading 91% production on offense and 80% on defense (No. 10 in the country). The Jayhawks enter Saturday's game with a roster that features players with 464 career starts.

- In addition to its returning production on the field, Kansas returns its head coach, all 10 position coaches and strength and conditioning coach for the first time in nearly 20 years. The last time Kansas returned its head coach and all 10 position coaches in consecutive seasons was the 2003-2004 seasons.

- Offensively, the Jayhawks are led by Big 12 Preseason Offensive Player of the Year, Jalon Daniels. Daniels made his season debut against Illinois, completing 21-of-29 passing for 277 yards and two touchdowns, and led Kansas past Nevada by completing 21-of-27 for 298 yards. Daniels is Kansas' first Big 12 Preseason Offensive Player of the Year and the second Jayhawk to be named a preseason individual award winner by the Big 12, joining Dorance Armstrong, who was the Preseason Defensive Player of the Year in 2016.

- Playing for his hometown team, running back Devin Neal is the only returning 1,000-yard rusher in the Big 12 from a season ago, and he has picked up right where he left off from a season ago. Through three games, Neal has rushed for 303 yards and five touchdowns on 40 carries. Neal's 7.6 yards per carry and five rushing touchdowns leads the Big 12 through three games this season. Against Illinois, Neal surpassed 2,000 career rushing yards, becoming the 13th Jayhawk in school history to accomplish such a feat. In 2022, Neal rushed for 1,090 yards on 180 attempts and nine touchdowns, becoming Kansas' 13th individual to rush for over 1,000 yards in a season. Kansas' 29 rushing touchdowns in 2022 were the most by the Jayhawks in a single season since 2007.

- Under the direction of offensive line coach Scott Fuchs, the Kansas offensive line has been a model of consistency, allowing just 12 sacks throughout the 2022 season, which was the fewest allowed in the Big 12 Conference and the seventh fewest nationally. Returning four of five starters for the 2023 season, the Kansas offensive line enters this week's game with 216 combined career starts, which is the 12th most in the country.

- Defensively, Kansas returns All-Big 12 First Team member Cobee Bryant, who had his sixth career interception in the season opener against Missouri State. Paired with Bryant in the secondary, safety Kenny Logan Jr. has 310 career tackles to his credit, which are the fifth most in FBS and the most by a safety. Kansas returns its top three tacklers from 2022, including Logan, Rich Miller and Craig Young.

Play-by-Play: Mark Jones

Analyst: Louis Riddick

Sideline: Quint Kessenich

RADIO: Jayhawk Radio Network from Learfield

Play-by-Play: Brian Hanni

Analyst: David Lawrence

Sideline: Brandon McAnderson

Web: KUAthletics.com

App: Kansas Jayhawks

Sirius: Sirius (137 or 200), SXM App (143)



2023 SCHEDULE

	Sept. 1 Missouri State Bears	W, 48-17
	1 David Booth Kansas Memorial Stadium Lawrence, Kan.	
	Sept. 8 Illinois Fighting Illini	W, 34-23
	8 David Booth Kansas Memorial Stadium Lawrence, Kan.	
	Sept. 16 Nevada Wolfpack	W, 31-24
	16 Mackey Stadium Reno, Nev.	
	Sept. 23 BYU Cougars	2:30 p.m. CT
	23 David Booth Kansas Memorial Stadium Lawrence, Kan.	
	Sept. 30 Texas Longhorns	TBA
	30 DKR-Texas Memorial Stadium Austin, Texas	
	Oct. 7 UCF Knights	TBA
	7 David Booth Kansas Memorial Stadium Lawrence, Kan.	
	Oct. 14 Oklahoma State Cowboys	TBA
	14 Boone Pickens Stadium Stillwater, Okla.	
	Oct. 28 Oklahoma Sooners	TBA
	28 David Booth Kansas Memorial Stadium Lawrence, Kan.	
	Nov. 4 Iowa State Cyclones	TBA
	4 Jack Trice Stadium Ames, Iowa	
	Nov. 11 Texas Tech Red Raiders	TBA
	11 David Booth Kansas Memorial Stadium Lawrence, Kan.	
	Nov. 18 Kansas State Wildcats	TBA
	18 David Booth Kansas Memorial Stadium Lawrence, Kan.	
	Nov. 25 Cincinnati Bearcats	TBA
	25 Nippert Stadium Cincinnati, Ohio	

A KU WIN WOULD ...

- Move Kansas to 601-675-58 all-time, including 12-17 in the Lance Leipold era. Leipold's career record would improve to 158-56.
- Give Kansas a win in it's Big 12 Conference opener for the second-consecutive season. The last time KU won consecutive conference openers was a stretch of three-straight from 2007-09.
- Make KU 44-68-4 all-time in conference openers, including 8-20 in Big 12 Conference opening games.
- Make KU 4-0 to open the year for the second-consecutive season. Prior to 2022, the last time the Jayhawks started 3-0 was 2009. The last time Kansas started 4-0 in consecutive seasons was a stretch of three-straight years doing it from 1913-1915.



HC **LANCE LEIPOLD**

GAME WEEK SCHEDULE

Mon., Sept. 18	Tues., Sept. 19	Wed., Sept. 20	Thurs., Sept. 21	Fri., Sept. 22	Sat., Sept. 23
11:15 am - Head Coach Lance Leipold Press Conference (Anderson Family Football Complex).	11:15 am - Coordinator Media Availability (Anderson Family Football Complex) 11:45 am - Student Athlete availability (Anderson Family Football Complex)	6 pm - Hawk Talk with Lance Leipold (Johnny's Tavern West Lawrence)	No media availability	No media availability	2:30 p.m. - BYU at Kansas Postgame media availability to take place in-person in visiting team media room.

Credentials

All credential requests can be made online at:

<https://kuathletics.com/kansas-football-media-center/>

Credentials can be picked up on gameday at Media Will Call near the media entrance (gate 35), located on the South end of David Booth Kansas Memorial Stadium.

Photographers

Credentials for sideline photographers will be issued on the basis of circulation, with priority granted to agencies covering the participating schools on a regular basis.

Parking

Media parking is located in the Mississippi Street Parking Garage just south of the Kansas Union on the southeast side of Memorial Stadium. The garage is approximately two blocks away from the stadium. Digital Parking passes will be emailed to the assigning editor. Instructions on how to retrieve mobile parking passes are attached.

Please access and download your mobile parking passes before leaving for the stadium.

Pressbox and Gameday Services

The Kivisto Field at David Booth Kansas Memorial Stadium pressbox is located on the west side of the stadium. Entrance is at the base of the elevator located just off of Maine Street. There is also a field-level media entrance at Gate 35. Level eight is reserved for the print media, home and visiting radio, home and visiting booths for coaches and athletics directors, along with game and scoreboard operations. Level nine serves as the photo deck and the location for television booths. Television monitors are also part of the fixtures in both home and visiting radio booths.

Wireless Internet

Complimentary access to wireless internet is available at Memorial Stadium and information about how to access it will be available in the pressbox.

Telephones

Writers wanting phone lines at their seat locations should contact the KU Telecommunications Office at (785) 864-9300 regarding installation. For specific line location, please list Andy Eisch as the contact. Allow at least two weeks notice prior to the game.

Weekly News Conference

Kansas Head Football Coach Lance Leipold will conduct a weekly press conference each Monday during the season. The press conference will begin at 11:15 a.m., and will be conducted in-person at Mrkonic Auditorium inside Anderson Family Football Complex.

Offensive Coordinator Andy Kotelnicki, Defensive Coordinator Brian Borland and select student-athletes will be available each Tuesday throughout the season, beginning at 11:15 a.m., at Mrkonic Auditorium.

After the conclusion of games, Coach Leipold and select student-athletes will be made available in a press conference setting.

Interviews

Contact the communications office for all player or coach interview requests. To request players, media should contact Andy Eisch (aeisch@ku.edu; 785-330-3698) or Doug Self (dself@ku.edu; 785-393-4978). Out-of-town media wishing to interview Kansas players should also contact the communications office with their requests.

Home and cell phone numbers for players will not be provided and players have been instructed not to accept calls from media without prior notice from the communications office. Please do not contact a player or coach without scheduling the interview through the communications office.

Digital Assets

Head shots and selected video and audio elements will be made available throughout the season on the KU Athletics Media FTP:
<https://kuathne.ws/KUMediaShare>.

**Please note that all formats and policies are subject to change throughout the season.*



collegepressbox is the official media website for Division I football. Access and download game notes, quotes, statistics, media guides, headshots, logos and more for all FBS schools, conferences, postseason games, awards and the College Football Playoff. For access, please register for an account at collegepressbox.com/register.

QUICK FACTS

Location	Lawrence, Kan.
Founded	1866
Enrollment	27,638 (Fall 2022)
Chancellor	Douglas A. Girod
	(UC Davis, 1981; UC San Francisco, 1985)
Athletics Director	Travis Goff
	(Kansas, 2002; Tulane, 2007)
Sport Administrator	Collin Sexton
Colors	Crimson (Pantone 186) & Blue (Pantone 293)
Nickname	Jayhawks
Affiliations	NCAA Division I
	Big 12 Conference
Conference Website	www.Big12Sports.com
Ticket Office	800.34.HAWKS (42957)
	KUTickets.com

KANSAS FOOTBALL COMMUNICATIONS STAFF

Office	785.864.3417
Associate AD - Public Relations and Strategic Communications	Daniel Berk
Cell	785.312.2159
Email	dberk@ku.edu
Director of Football Communications	Andy Eisch
Cell	785.330.3698
Email	aeisch@ku.edu
Associate Communications Director	Doug Self
Cell	785.393.4978
Email	dself@ku.edu
Communications GA (Credentials Contact)	Jack Gilligan
Email	jackgilligan@ku.edu
Football Credentials	https://kuathletics.com/kansas-football-media-center/
KU Athletics Website	KUAthletics.com
Facebook	/KUATHletics
Twitter	@KUATHletics
Instagram	@KUATHletics

STADIUM

Football Facility	David Booth Kansas Memorial Stadium
Capacity	47,233
Largest Crowd	52,530
	(Sept. 5, 2009 vs. Northern Colorado)
Surface	Field Turf (2009)
Year Opened	1921
Press Box Phone (Media Only)	785.864.5593

COACHING STAFF

Head Coach	Lance Leipold
Alma Mater	Wisconsin-Whitewater, 1987, 1991
Record at Kansas	11-17 (3rd Season)
Career Record (Seasons)	157-56 (17th Season)
Defensive Coordinator	Brian Borland
Assoc. Head Coach/Off. Coordinator	Andy Kotelnicki
Assistant Coach - Offensive Line	Scott Fuchs
Assistant Coach - DEs/ST Coordinator	Taiwo Onatolu
Assistant Coach - Defensive Tackles	Jim Panagos
Assistant Coach - DBs/Defensive Pass Game Coordinator	Jordan Peterson
Assistant Coach - Wide Receivers	Terrence Samuel
Assistant Coach - Linebackers	Chris Simpson
Assistant Coach - Running Backs	Jonathan Wallace
Assistant Coach - Quarterbacks	Jim Zebrowski
Senior Analyst - Offense	Matt Lubick
Senior Analyst - Defense	Mark DeLeon
Analyst - Offense	Joe Dailey
Analyst - Offense	Bill Queisert
Analyst - Defense	Oscar Rodriguez
Analyst - Special Teams	Zac Barton
Analyst - Special Teams	Aaron Miller
Special Assistant to the Head Coach	Sean Snyder
Quality Control - Defense	Brian Stoldt
Graduate Assistant - Offense	Teril Boldisi
Graduate Assistant - Offense	Chris Labidou
Graduate Assistant - Defense	Quentin Carter
Graduate Assistant - Defense	Donovan Nathaniel

HISTORY

First Season of Record	1890
Seasons	132nd
All-Time Record	600-675-58
Conference Titles (Last)	7 (2007)
Big 12 Titles (Last)	1 (North Division 2007)
Bowl Games (Last)	13 (2022)
Bowl Game Titles (Last)	6 (2008)
Bowl Games Record	6-7

TEAM INFORMATION

2022 Overall Record	6-7
2022 Conference Record	3-6 (T-7th)
2022 Home Record	4-2
2022 Road Record	2-4



UNIVERSITY OF KANSAS GATEWAY DISTRICT

CONSTRUCTION STARTING IN DECEMBER 2023



ANDERSON FAMILY FOOTBALL COMPLEX

NEWLY UPGRADED LOCKER ROOM AND WEIGHT ROOM
UNVEILED IN AUGUST OF 2023



THE SKY'S THE LIMIT

• In just three years under head coach Lance Leipold, the Kansas offense has made drastic improvements under the direction of Associate Head Coach/Offensive Coordinator Andy Kotelnicki.

• In 2022, Kansas' offense ranked 20th in scoring offense at 35.6 points per game. The Jayhawks averaged 20.8 points per game in 2021, ranking 111th of 130 teams. Kansas' 35.6 points per game are the most by a Kansas team since the 2007 Jayhawks averaged 42.7 points per game.

• Through three games this season, the Jayhawks are averaging 500.3 yards of offense, which ranks 17th nationally and is the most yards gained (1,501) through the first three games since 2009 (1,613). Kansas averaged 7.0 yards per play in 2022, the most in school history and the fourth most among power-five programs. The Jayhawks are currently averaging 7.3 yards per play this season, which compares to Kansas' 7.6 yards per play through the first three games of 2022.

• Much of Kansas' success has been due to its play on third down, converting 62.9% of the time on third down, which ranks second in the Big 12 Conference and third nationally. The Jayhawks have been converting consistently on third down through the first three games of the season, including 9-of-13 (69.2%) against Illinois and 7-of-11 (63.6%) at Nevada. In 2022, Kansas ranked eighth nationally and first in the Big 12 on third-down conversions, converting 50.6% on third down, compared to 35.8% in 2021. Kansas' +15% improvement from 2021 to 2022 was second in the country behind Florida State (+17%).

• The Kansas offense scored 63 touchdowns in 2022, which is the most since the 2007 season. In the 10 years prior, the most touchdowns scored was 36 in 2019. Of Kansas' 63 touchdowns, 29 came on the ground and 32 came through the air. Through the first three games of the 2023 season, Kansas has 14 touchdowns, including 10 rushing and four passing.

• Kansas' scoring offensive improved +13.4 points per game from 2021 to 2022, which ranks fourth among power-five teams over that span. Only Washington (19.3), USC (13.8) and Arizona (13.6) showed greater improvement over that span. The Jayhawks finished the 2022 season averaging 35.6 points per game and are currently averaging 37.7 through the first three games of the 2023 season.

• The Jayhawks were firing on all cylinders in Big 12 play in 2022, marking three games of 500 or more yards on offense. From 2010 to 2018, Kansas topped the 500-yard mark just once in a conference game when the Jayhawks totaled 514 yards against Iowa State in 2014.

• The Jayhawks broke off 85 plays of 20+ yards in 2022, which ranked sixth among power-five programs nationally. Kansas' 85 plays of +20 yards was an improvement of +44 from 2021, which was the second-best improvement nationally.

STATISTIC	2023 (3 GMS)	2022 (13)	2021 (12)	2020 (9)
Total Off.	500.3 yds	424.9 yds	324.2 yds	259.2 yds
Sacks Allowed	4	9	16	47
Average YPP	7.3	7.0	5.2	3.7
3rd Down %	63%	50%	36%	23%
Rushing YPG	216.7	194.7	139.3	104.9
Points / Game	37.7	34.2	20.8	15.8

MOST YARDS GAINED BY KANSAS (THROUGH FIRST THREE GAMES)

YEAR	YARDS
2009	1,613
2007	1,596
2023	1,501

Starting Strong in September

• For the second straight season, Kansas has started the season 3-0, marking the first back-to-back 3-0 starts since the 1991-92 seasons. The strong start to the 2022 season helped propel Kansas to the Autozone Liberty Bowl, its first Bowl appearance since 2008.

• The Jayhawks are looking to keep the momentum going, as they are 7-0 in the month of September over the last two seasons. Kansas' seven-game September win streak is the longest since a seven-game September win streak from 2002-04, while the longest in school history spanned from 1912 to 1933.

• In the seven years prior to Leipold, Kansas was 7-19 in games played in September dating back to the 2014 season. Prior to the 2022 season, in which Kansas began the season 4-0 in the month of September, Kansas had not won more than two games in September since 2009.



JD6

• Kansas quarterback Jalon Daniels, nicknamed JD6, was named the Preseason Big 12 Offensive Player of the Year entering 2023. After missing the season opener against Missouri State, Daniels has completed 42-of-56 for 575 yards and two touchdowns. Daniels, of Lawndale, California, threw for 2,014 yards on 152-of-230 (66.1%) passing and 18 touchdowns during the 2022 season.

• Against Nevada, Daniels surpassed the 4,000 career passing yards, becoming the ninth Jayhawk in school history to pass for 4,000+ yards. Daniels enters Saturday's game vs. BYU with 4,167 yards for his career.

• Daniels has been efficient throughout his career, completing 63.1% (351-of-555) of his passes throughout his career, which currently ranks second in school history, behind only Todd Reesing (63.3%, 932-of-1,461). In 2022, Daniels completed 66.1% of his passes, which ranks second in a single season in school history, also behind Reesing (66.5%, 2008). Daniels also holds two of the top-seven best passing percentage performances in school history, both of which were set in 2022 (82.6% vs. Duke, 83.3% vs. Tennessee Tech).

• In the AutoZone Liberty Bowl, Daniels passed for a school record 544 passing yards, becoming the first Jayhawk in school history with 500+ passing yards in a game. Daniels also threw for five touchdowns against Arkansas, tying for the second most in a single game in school history.

	Leipold Era	2023
Overall	11-17	3-0
Big 12	4-14	0-0
Nonconference	7-3	3-0
vs. ACC	1-1	0-0
vs. American	1-0	0-0
vs. Big 10	1-0	1-0
vs. Missouri Valley	2-0	1-0
vs. Mountain West	1-0	1-0
vs. Ohio Valley	1-0	0-0
vs. Southeastern Conference	0-1	0-0
vs. Sun Belt	0-1	0-0
Home	7-7	2-0
Away	4-9	1-0
Neutral	0-1	0-0
Day Games	4-11	0-0
Night Games (6 p.m. start or later)	7-6	3-0
vs. Top 25 teams	1-5	0-0
vs. Top 10 teams	0-1	0-0
TV games	11-17	3-0
CBS Sports Network	1-0	1-0
ESPN	0-2	0-0
ESPN2	2-3	1-0
ESPNU	2-0	0-0
Big 12 Now on ESPN+	4-4	1-0
ACC Network	0-1	0-0
FOX	0-1	0-0
FS1	2-6	0-0
When scoring first	9-3	3-0
When opponents score first	2-14	0-0
When leading at halftime	9-3	2-0
When trailing at halftime	1-14	0-0
When tied at halftime	1-0	1-0
When leading after third quarter	11-2	3-0
When trailing after third quarter	0-15	0-0
When tied after third quarter	0-0	0-0
In overtime games	2-1	0-0
When scoring less than 20 points	2-6	0-0
When scoring 20+ points	7-10	2-0
When scoring 30+ points	9-4	3-0
When allowing less than 20 points	5-0	1-0
When allowing 20-30 points	3-0	2-0
When allowing 30+ points	3-17	0-0
When rushing for <100 yards	1-5	0-0
When rushing for 100+ yards	10-12	3-0
When rushing for 200+ yards	8-3	2-0
When passing for <200 yards	3-6	0-0
When passing for 200+ yards	8-12	3-0
When passing for 250+ yards	4-6	3-0
When passing for 300+ yards	1-3	0-0
When totaling <300 yds total offense	2-5	0-0
When gaining 300+ yds total offense	9-12	3-0
When gaining 400+ yds total offense	9-6	3-0
When gaining 500+ yds total offense	7-2	2-0
When allowing <100 yds rushing	3-0	1-0
When allowing 100+ yds rushing	8-15	2-0
When allowing 200+ yds rushing	0-16	0-0
When allowing <200 yds passing	4-6	2-0
When allowing 200+ yards passing	7-11	1-0
When allowing 250+ yards passing	6-7	0-0
When allowing 300+ yards passing	4-3	0-0
When allowing <300 yds total offense	4-0	2-0
When allowing 300+ yds total offense	7-16	1-0
When having a 100-yard rusher	5-3	1-0
When opp. have a 100-yard rusher	0-12	0-0
When having no turnovers	5-2	0-0
When having less than 3 turnovers	10-13	3-0
When having 3 or more turnovers	0-3	0-0
When having no takeaways	2-5	1-0
When having <3 takeaways	9-15	3-0
When having 3 or more takeaways	2-1	0-0
When having more than 30:00 TOP	6-11	3-0
When having less than 30:00 TOP	5-6	0-0

• Defenses also have to account for Daniels on the ground, as he rushed for 425 yards in 2022, the most by a Jayhawk quarterback since Bill Whittemore in 2003. His seven rushing touchdowns were also the most by a Jayhawk quarterback since Whittemore in 2003.

• A 2022 Academic All-American, Daniels has not shortage of accolades entering 2023, being named to the Maxwell Award Watch List, Preseason All-Big 12 First Team (Big 12, Athlon), The Wuerffel Trophy Watch List, Davey O'Brien National Quarterback Award Preseason Watch List, Walter Camp Football Foundation Player of the Year Award Watch List, Manning Award Watch List and Johnny Unitas Golden Arm Award Watch List.

DANIELS TOP-10 CAREER MARKS

CATEGORY	MARK (RANK)
Passing Yards	4,167 (8th)
Completions	351 (7th)
Touchdown Passes	28 (6th)
Completion %	63.2% (2nd)
500-yard Passing Games	1 (1st)

BEAN'S BACK

• In addition to Daniels, Kansas' Jason Bean proves to be a reliable option after deciding to return to the Jayhawks for his redshirt senior season.

• In the season opener against Missouri State, Bean completed 22-of-28 for 276 yards and two touchdowns, while rushing five times for 41 yards.

• Between Daniels and Bean, they have started a combined 41 games over their careers and each have notched wins over Big 12 opponents.

• In 2022, the duo of Daniels and Bean combined for 32 passing touchdowns (Daniels 18, Bean 14), the most passing touchdowns in a season since 2008. Daniels and Bean also led Kansas to rank fourth nationally in 2022 in team passing efficiency at 164.26.

• In addition to their success through the air, the duo combined for 11 rushing touchdowns in 2022 (Daniels 7, Bean 4), the third most among power-five programs.

• After a 5-0 start to the 2022 season, Daniels exited Kansas' College Gameday appearance vs. TCU, in which Bean substituted in and led a thrilling four touchdown second-half performance. Bean would lead Kansas to a 37-16 victory over #18 Oklahoma State on Nov. 5, 2022, clinching Kansas' first Bowl appearance since 2008.

• Daniels finished the 2022 season completing 152-of-230 passes for 2,014 yards and 18 touchdowns, while rushing for 425 yards on 77 attempts and 7 touchdowns.

• Bean completed 87-of-136 passing for 1,280 yards and 14 touchdowns and added 222 yards on 38 attempts scoring four touchdowns on the ground in 2022.

REAL DEAL DEVIN NEAL

• Junior running back Devin Neal picked up where he left off in 2022, as he currently leads the Big 12 Conference in rushing touchdowns (5) and rushing yards per carry (7.3). Through the first three games of the season, Neal has rushed for 303 yards and five touchdowns on 40 carries.

• Neal's 7.3 rushing yards per carry ranks sixth nationally and leads the Big 12. Through three games, Neal has accumulated 434 all-purpose yards, which are the most in the Big 12 and eighth nationally.

• Last week at Nevada, Neal found the endzone three times on the ground, marking his second-career three

touchdown game (previously at Texas, 2021). Neal's three touchdown performance came behind 148 yards of total offense (89 rush, 59 receiving).

• Against Illinois, Neal carried 10 times for 120 yards and a touchdown, marking his seventh career 100-yard rushing performance including his first of the season. Neal also surpassed the 2,000-career rushing yard mark on Sept. 8 against Illinois. Entering Saturday's contest, Neal has 2,100 career rushing yards, which ranks 13th in school history.

• Neal took his first carry of the 2023 season for a 48-yard touchdown against Missouri State, marking his 20th career touchdown. Neal's touchdown on his first carry marked the second-consecutive season in which Neal scored on his first carry. His first rush of the 2022 season was a 19-yard touchdown against Tennessee Tech, becoming the fourth FBS player since 2012 with a touchdown run of 15+ yards on his first carry of consecutive seasons, and the only running back of the four.

• Neal is Big 12's returning leading rusher from 2022, compiling 1,090 yards on 180 attempts and nine touchdowns as a sophomore. Neal finished the season averaging 6.1 yards per carry, which ranked 24th nationally while becoming just the third Jayhawk since at least 2000 with 6.0 YPC with over 100 attempts.

• Neal became the 13th Jayhawk in school history to rush for 1,000 yards in a season in 2022. Neal had three 100-yard rushing games in 2022, including a career-high 224 yards and one touchdown against Oklahoma State. He added 110 yards on six receptions against Oklahoma State, becoming the first Jayhawk to total 200-plus rushing yards and 100-plus receiving yards in the same game.

• As a true-freshman in 2021, Neal rushed for 707 yards on 158 carries – an average of 4.5 yards per carry. Neal finished his freshman campaign with eight rushing touchdowns, the most by a Kansas freshman since James Sims in 2010.

• Perhaps the most impressive and encouraging sign for Neal last year was his success against big-time opponents. The freshman rushed for 143 yards and three touchdowns on 24 carries against Texas. Against No. 3 Oklahoma, he went for 100 yards and two touchdowns on 23 carries. He also rushed for 83 yards on 15 carries at Iowa State.



RB DEVIN NEAL

2023 STANDINGS

	BIG 12	PCT	STREAK	OVERALL	PCT	STREAK
TCU	1-0	1.000	W1	2-1	.667	W2
Kansas	0-0	.000	--	3-0	1.000	W3
BYU	0-0	.000	--	3-0	1.000	W3
Oklahoma	0-0	.000	--	3-0	1.000	W3
Texas	0-0	.000	--	3-0	1.000	W3
UCF	0-0	.000	--	3-0	1.000	W3
Cincinnati	0-0	.000	--	2-1	.667	L1
Kansas State	0-0	.000	--	2-1	.667	L1
Oklahoma State	0-0	.000	--	2-1	.667	L1
West Virginia	0-0	.000	--	2-1	.667	W2
Baylor	0-0	.000	--	1-2	.333	W1
Iowa State	0-0	.000	--	1-2	.333	L2
Texas Tech	0-0	.000	--	1-2	.333	W1
Houston	0-1	.000	L1	1-2	.333	L2

THIS WEEK IN THE BIG 12

Saturday, Sept. 23

Oklahoma at Cincinnati	FOX	11 a.m. CT
SMU at TCU	FS1	11 a.m. CT
BYU at Kansas	ESPN	2:30 p.m. CT
Texas Tech at West Virginia	ESPN+	2:30 p.m. CT
Oklahoma St. at Iowa St.	FS1	3 p.m. CT
Sam Houston at Houston	ESPN+	6 p.m. CT
Texas at Baylor	ABC	6:30 p.m. CT
UCF at Kansas State	FS1	7 p.m. CT

2023 PRESEASON ALL-BIG 12 FOOTBALL TEAM

Offense

Pos.	Name	School
QB	Jalon Daniels %	Kansas
RB	Richard Reese	Baylor
RB	Devin Neal	Kansas
FB	Ben Sinnott	Kansas State
WR	Brennan Presley	Oklahoma State
WR	Xavier Worthy	Texas
WR	Jerand Bradley	Texas Tech
TE	Ja'Tavion Sanders	Texas
OL	Kingsley Suamataia	BYU
OL	Mike Novitsky	Kansas
OL	Cooper Beebe	Kansas State
OL	Kevin Vanks, Jr.	Texas
OL	Zach Frazier	West Virginia
PK	Griffin Kell	TCU
KR/PR	Phillip Brooks	Kansas State

Defense

Pos.	Name	School
DL	Dontay Corleone	Cincinnati
DL	Ethan Downs	Oklahoma
DL	Damonic Williams	TCU
DL	Byron Murphy II	Texas
DL	Jaylon Hutchings	Texas Tech
LB	Collin Oliver	Oklahoma State
LB	Johnny Hodges	TCU
LB	Jaylan Ford &	Texas
DB	TJ Tampa	Iowa State
DB	Cobee Bryant	Kansas
DB	Kobe Savage	Kansas State
DB	Kendal Daniels	Oklahoma State
DB	Josh Newton	TCU
P	Mason Fletcher	Cincinnati

% Offensive Player of the Year
& Defensive Player of the Year

BIG 12 PRESEASON POLL

1.	Texas (41)	886
2.	Kansas State (14)	858
3.	Oklahoma (4)	758
4.	Texas Tech (4)	729
5.	TCU (3)	727
6.	Baylor	572
7.	Oklahoma State (1)	470
8.	UCF	463
9.	Kansas	461
10.	Iowa State	334
11.	BYU	318
12.	Houston	215
13.	Cincinnati	202
14.	West Virginia	129

GOTTA CATCH THEM ALL

- The Kansas wide receivers have been model of consistency under wide receivers coach Terrence Samuel, as 11 different Jayhawks have caught a pass this season, including nine different receivers catching a pass against Illinois on Sept. 8. This isn't the first time Kansas has spread the ball around, at Houston in 2022, 11 different Jayhawks recorded a reception.
- Lawrence Arnold, the Kansas junior from DeSoto, Texas, leads Kansas with 14 receptions for 212 yards through the first two games of the season. In 2022, Arnold caught 44 passes for 716 yards and four touchdowns, all of which were career highs. Arnold knows how to have a big game, hauling in five receptions for 113 yards and two touchdowns against Oklahoma in 2022 and eight receptions for 119 yards in the AutoZone Liberty Bowl. Arnold surpassed 100 receiving yards in three games in 2022 (Oklahoma, Texas Tech, Arkansas).
- Arnold led a wide receivers unit, consisting of junior Luke Grimm, Quentin Skinner, Tanaka Scott, and others, who dropped only five passes in 2022, the fewest among power five programs, according to Pro Football Focus.
- Grimm, a junior from Raymore, Missouri, also had a career year in 2022, catching a career-high 52 passes for 623 yards and six touchdowns. Grimm has had a great start to his 2023 campaign, catching 11 balls for 157 yards and a touchdown. Against Illinois, Grimm recorded his 100th career reception, as he currently stands tied for 14th in school history with 104 career receptions.

Y'S GUYS

- The Kansas tight ends (nicknamed the Y's guys by Associate Head Coach/Offensive Coordinator Andy Kotelnicki), bring back a wealth of production from a season ago.
- Led by senior Mason Fairchild, who was named to the Mackey Award Preseason Watch List, Jayhawk tight ends combined for 11 receiving touchdowns in 2022, which ranked atop the Big 12 Conference and third nationally among power five programs at tight end a season ago.
- Against Nevada, Fairchild caught a season high five catches for 74 yards, which led the team.
- The tight end unit also combined for 63 receptions in 2022, the most receptions among tight ends in the Big 12 Conference and ninth among power five programs.
- Fairchild, a senior from Andale, Kansas, caught six touchdown receptions in 2022, the most by a Jayhawk tight end since 1992.
- Fairchild had the best game of his college career against Oklahoma in 2022, catching six passes for 106 yards and two touchdowns, becoming the first Kansas tight end since Jimmay Mundine in 2014 to record a 100-yard receiving game.
- Dating back to the 2021 season, Fairchild has caught seven touchdown passes in 14 games. He didn't have any touchdowns in his first 29 career games as a Jayhawk.
- Along with Fairchild, Kansas returns Jared Casey and Trevor Kardell to the tight end room. Casey caught 16 passes for 218 yards and three touchdowns in 2022. Casey added his first touchdown of the 2023 season against Illinois on Sept. 8, his seventh career touchdown reception.



WR LUKE GRIMM

BIG BOYS UP FRONT

- Kansas' offensive production has been fueled by its play on the offensive line under the direction of Scott Fuchs.
- The Jayhawks return four of five starters on the offensive line, including Dominick Puni, Michael Ford, Mike Novitsky and Bryce Cabeldue. The only departure was offensive tackle Earl Bostick Jr. to the NFL.
- With four starters returning, Kansas enters Saturday night's game with 216 career starts across the line, which is the 12th most in the country. The offensive line is anchored by Kansas center Mike Novitsky, who has started all 27 games in his Kansas career and has started 47 between Kansas and Buffalo. Novitsky was named to the Preseason Rimington Trophy Watch List entering the 2023 season for the fourth time in his career and third time as a Jayhawk.
- Through two games, Kansas has allowed four sacks. The Jayhawks allowed only 12 sacks throughout the 2022 season, which was the fewest allowed in the Big 12 Conference and the seventh fewest nationally.
- The turnaround on the offensive line is paramount, considering Kansas allowed 47 sacks in 10 games during the 2020 season prior to Leipold's arrival.
- Not only has the pass blocking been stellar, the offensive line has also paved the way for 216.7 rushing yards per game so far in 2023.
- Kansas running backs also averaged 2.5 yards before contact per attempt in 2022, which was the fourth most among power five programs, according to PFF.

STOPPED SHORT

- Kansas' defense has shown up in a big way through the first three games of the season, including a late fourth quarter stops against Illinois and Nevada to help seal the win.
- Through three games, Kansas has recorded 28.0 tackles-for-loss, including 10.0 last week at Nevada. Kansas' 10.0 tackles-for-loss are the most in a game since recording 12.0 against Tennessee Tech in 2022.
- Kansas' 28.0 tackles-for-loss have accumulated 93 total yards and are the most tackles-for-loss by the Jayhawks through the first three games of the season since 2016 (29.0).
- The Jayhawks rank sixth nationally in tackles-for-loss entering this weekend, including first in the Big 12 Conference.

Heading into the 2023 season, a number of Jayhawks have been named to preseason watch lists or teams, as KU brings back a number of playmakers for the 2023 season. Here are the list of Jayhawks earning preseason honors.

Name	Preseason Honor
Lawrence Arnold	Earl Campbell Tyler Rose Award Watch List Athlon Sports Preseason All-Big 12 Fourth Team Phil Steele Preseason All-Big 12 Fourth Team
Cobee Bryant	Chuck Bednarik Award Watch List Jim Thorpe Award Watch List Bronko Nagurski Award Watch List Lott IMPACT Trophy Watch List Preseason All-Big 12 First Team Athlon Sports Preseason All-Big 12 First Team Phil Steele Preseason All-Big 12 First Team
Jalon Daniels	Walter Camp Award Watch List Manning Award Watch List Davey O'Brien Award Watch List Wuerffel Trophy Watch List Maxwell Award Watch List Johnny Unitas Golden Arm Watch List Big 12 Preseason Offensive Player of the Year Preseason All-Big 12 First Team Athlon Sports Preseason All-Big 12 First Team Phil Steele Preseason All-Big 12 Second Team
Mason Fairchild	John Mackey Award Watch List AFCA Good Works Team Athlon Sports Preseason All-Big 12 Third Team Phil Steele Preseason All-Big 12 Third Team
Daniel Hishaw, Jr.	Doak Walker Award Watch List College Football Comeback Player of the Year Watch List
Luke Hosford	Phil Steele Preseason All-Big 12 Third Team
Seth Keller	Lou Groza Award Watch List Phil Steele Preseason All-Big 12 Fourth Team
Kenny Logan, Jr.	Paul Hornung Award Watch List Phil Steele Preseason All-Big 12 First Team Athlon Sports Preseason All-Big 12 Third Team
Rich Miller	Athlon Sports Preseason All-Big 12 Third Team
Devin Neal	Doak Walker Award Watch List Maxwell Award Watch List Preseason All-Big 12 First Team Athlon Sports Preseason All-Big 12 First Team Phil Steele Preseason All-Big 12 First Team
Mike Novitsky	Rimington Trophy Preseason Watch List Preseason All-Big 12 First Team Athlon Sports Preseason All-Big 12 First Team Phil Steele Preseason All-Big 12 Second Team
Devin Phillips	Phil Steele Preseason All-Big 12 Fourth Team
Dominic Puni	Phil Steele Preseason All-Big 12 Second Team Athlon Sports Preseason All-Big 12 Third Team
Craig Young	Phil Steele Preseason All-Big 12 Fourth Team Athlon Sports Preseason All-Big 12 Fourth Team



TE KENNY LOGAN JR.

- Transfer linebacker JB Brown leads the way with 4.0 tackles-for-loss, followed by Kenny Logan Jr. (3.5) and Jereme Robinson (3.0).
- The Jayhawks also have 9.0 sacks through the first three games of the season, including 6.0 that came against Illinois - the most in a game by the Jayhawks since 2009 (at UNLV). Jereme Robinson and Austin Booker each tallied two sacks a piece in the win against Illinois.
- Robinson, of Montgomery, Alabama, has played in 31 games over his KU career, with 2022 being his most productive to-date, forcing and recovering two tackles in 2022. Against Baylor, Robinson stripped quarterback Blake Shapen and returned the fumble 49 yards to setup a touchdown. Robinson is just the fifth Jayhawk since at least 2000 with two or more fumble recoveries and forced fumbles in the same season.

NO FLY ZONE

- Through the first three games of the season Kansas has recorded four interceptions, which are the 15th most in the country. Kansas' four interceptions through the first three games are the most during that span since 2018.
 - An All-Big 12 First Team selection in 2022, junior Cobee Bryant enters his junior season as one of the top shutdown corners in college football. Over his career, Bryant has recorded six interceptions, including which were returned for touchdowns. Bryant notched his first interception of the 2023 season against Missouri State.
 - Last season, Bryant was targeted 64 times, according to Pro Football Focus, recording 11 pass deflections and three interceptions. Against West Virginia, Bryant intercepted quarterback JT Daniels in overtime and returned it for a touchdown. Bryant's two career interception returns (at Texas, at West Virginia) ties the school record set by Aqib Talib, Patrick Brown and Roger Foote.
 - Bryant has earned notoriety by being selected to the Preseason All-Big 12 First Team (Big 12, Phil Steele), Bronko Nagurski Trophy Watch List, Lott IMPACT Preseason Watch List, Chuck Bednarik Award Watch List and Jim Thorpe Award Preseason Watch List.
 - Across from Bryant, junior Mello Dotson holds his own, starting 18 straight games at corner for KU. Dotson added two interceptions and seven passes deflected last season.
 - Cornerback Kwinton Lassiter leads the Jayhawks with two interceptions this season, including a clutch fourth quarter interception against Illinois on Sept. 8 to seal the win and his first-career interception against Missouri State on Sept. 1.
 - Kwinton Lassiter, son of the late Kwamie Lassiter Sr., wears No. 8 in honor of his father. Kwamie Lassiter Sr. played at Kansas from 1992-94 and was a 10-year NFL veteran for the Arizona Cardinals, San Diego Chargers and St. Louis Rams. Kwamie Lassiter II was an All-Big 12 wide receiver for Kansas from 2017-21 and currently plays for the Cincinnati Bengals.
- ONE-OF-ONE**
- Safety Kenny Logan Jr. returns for his senior season as a Jayhawk, after leading the team in tackles each of the last three seasons. Entering Saturday, Logan has 310 career tackles, where are the fifth most among active FBS players and are the most by a safety.
 - Logan currently ranks second in school history in



DE JEREME ROBINSON

career tackles by a defensive back, trailing only LeRoy Irvin (347, 1976-79).

- An All-Big 12 Honorable Mention safety in 2022, Logan leads the Jayhawks with 19 tackles entering Saturday's game. In 2022, Logan tallied 106 tackles, including 72 solo stops and 34 assisted. Logan added seven pass breakups and two interceptions.
- In 2021, Logan led the Big 12 Conference with 113 tackles, which also led all safeties nationally. Throughout his career, Logan has tallied 12 games with at least 10+ tackles, including a career-high 14 tackles at Oklahoma in 2022.
- Logan leads an experience Kansas safeties unit that includes junior OJ Burroughs and redshirt junior Marvin Grant.
- Burroughs took a major step forward in 2022, starting all 13 games and compiling 49 tackles, five pass breakups and two interceptions, all of which were career highs. Burroughs intercepted Arkansas' KJ Jefferson in the AutoZone Liberty Bowl just before halftime, which helped spur Kansas' comeback in the second half.
- Grant transferred to Kansas from Purdue following the 2021 season, where he started all 13 games as a redshirt sophomore in 2021. In his first season as a Jayhawk, Grant appeared in all 13 games, compiled 52 tackles.

MAKING THE GRADE

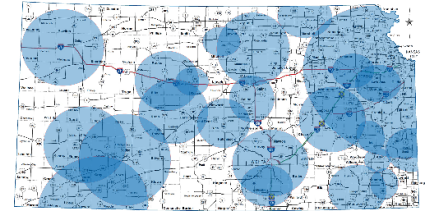
- Through the first three games of the 2023 season, Kansas has an overall PFF grade of 93.9 which ranks 11th in the country and second in the Big 12 Conference.
- Individually, here's a look at the top five graded players by PFF against Nevada.

Offense (20 or more snaps):

1.	Jalon Daniels	89.1
2.	Bryce Cabeldue	78.7
3.	Michael Ford Jr.	78.2
4.	Luke Grimm	75.5
5.	Devin Neal	73.9

Defense (20 or more snaps):

1.	Tommy Dunn	92.9
2.	Marvin Grant	88.8
3.	JB Brown	87.5
4.	Kenean Caldwell	80.3
5.	Cornell Wheeler	78.3



The Jayhawk IMG Radio Network has a footprint stretching across the state of Kansas, providing a highly efficient way to reach multiple demographics and an attentive audience through a single partnership. The Jayhawks are able to offer both local and state-wide exposure during the official pre-game shows, play-by-play broadcast and post-game show.

Abilene/Salina	KDJM-101.7 FM
Coffeyville	KGGF-104.1 FM
*Concordia	KNCK-94.9 FM
Dodge City	KGNO-1370 AM
Emporia	KVOE-1400 AM
Fort Scott	KMDO-1600 AM
Fort Scott	KOMB-103.9 FM
Garden City	KBUF-1030 AM
Glen Elder	KZDY-96.3 FM
Goodland/Colby	KWGB-97.9 FM
Great Bend	KBGL-106.9 FM
Hays	KAYS-1400 AM
Hutchinson	KSKU-94.7 FM
Iola	KIOL-1370 AM
Kansas City	KCTE-1510 AM
Kansas City	KCTE-99.3 FM
Kansas City	WHB-810 AM
Lawrence	KLWN-1320 AM
Lawrence	KLZR-105.9 FM
Liberal	KSCB-1270 AM
Marysville	KNDY-95.5 FM
Parsons	KLKC-1540 AM
*Parsons	KLKC-93.5 FM
Phillipsburg	KKAN-1490 AM
Phillipsburg	KQMA-92.5 FM
Russell	KRSL-95.9 FM
Topeka	KMAJ 1440 AM
*Topeka	KWIC 99.3 FM
Wellington	KLEY-100.3 FM
Wichita	KFH-1240 AM
Wichita	KFH-97.5 FM

*carries games only (does not carry Hawk Talk)
 -- affiliates subject to change, check your local listings

JAYHAWKS IN THE NFL
 As of September 17, 2023

Player	Year	Team (Status)
Hakeem Adeniji	4th	Minnesota Vikings (PS)
Dorance Armstrong, Jr.	6th	Dallas Cowboys (Active)
Earl Bostick, Jr.	1st	Dallas Cowboys (PS)
Kwamie Lassiter II	2nd	Cincinnati Bengals (PS)
Lonnie Phelps, Jr.	1st	Cleveland Browns (PS)
Steven Sims, Jr.	5th	Houston Texas (PS)



THE UNIVERSITY OF KANSAS GATEWAY DISTRICT

- On August 15, the University of Kansas and Kansas Athletics announced its plans for the transformational Gateway District, which will feature a reimagined David Booth Kansas Memorial Stadium, a new conference center and multi-use facilities that will enable year-round use and drive economic development in Lawrence. Plans for the district also include a combination of new retail, dining and other amenities that will drive student recruitment and enhance the campus experience for KU students and employees.
- The project will be completed in a multi-phased approach. The first phase of the project will include additional renovations to, and expansion of, Anderson Family Football Complex, the training hub for Kansas Football. Additionally, the first phase will include the construction of new southwest, west, and north sides of David Booth Kansas Memorial Stadium, as well as a new conference center on the north end.
- Construction on the first phase will begin at the conclusion of the 2023 football season and will be completed by the beginning of the 2025 season. Kansas Football will continue to play at David Booth Kansas Memorial Stadium during construction and will have reduced capacity for the 2024 season.
- For more information on the Gateway District, visit KUGatewayDistrict.com.

A LOOK AT BYU

- Playing in their first Big 12 Conference game as members of the Big 12, BYU enters Saturday's game at 3-0 following a 38-31 victory over Arkansas on Sept. 16.
- BYU comes to Lawrence on a seven-game win streak dating back to the end of the 2022 season, which resulted in a 24-23 victory over SMU in the New Mexico Bowl on Dec. 17, 2022.
- BYU is coached by eighth year coach Kalani Sitake, compiling a 59-34 record over his career at BYU.
- The Cougars average 31.0 points per game, while holding opponents to 15.7 points per game this season. BYU is led by quarterback Kedon Slovis, who has

completed 55-of-90 for 660 yards and six touchdowns. Wide receiver Chase Roberts leads the Cougars with 138 receiving yards and two touchdowns.

- Defensively, BYU pitched a shutout in the season opener against Sam Houston and are led by linebacker Max Tooley with 18 tackles. The Cougars have forced seven turnovers through the first three games, which ties for eighth nationally.

NEW LOCKER ROOM AND WEIGHT ROOM

- Unveiled in early August, Kansas Football has a new state-of-the-art locker room and weight room.
- The locker room is a 8,000-square foot space that is equipped with 124 lockers that feature super custom cushioned seats designed specifically for football players.
- The lockers are also equipped with extensive storage space for players, air flow to dry equipment, designated space for shoulder pads, shoe storage and more.
- The weight room features state-of-the-art equipment that is customized for the pressure training needs of the team. The equipment is brand new throughout the weight room.
- The weight room features 15,000-square feet and is equipped with 18 platform weight racks and a new artificial turf area.
- Kansas' new weight room also features a major investment into sports science with more force plates and 1080sprint, a portable resistance training and testing device for sprints and change of direction movements

UP NEXT: AT TEXAS

- The Jayhawks will go back on the road following their Big 12 opener against BYU, as the Jayhawks travel to Austin, Texas to take on the Texas Longhorns on Saturday, Sept. 30. The game will be the 22nd in the series history, dating back to 1901. It will be the 11th meeting between the two teams in Austin, with Kansas winning the previous game, 57-56 in a double-overtime thriller in 2021.



100-YARD RUSHING GAMES (PAST 10 YEARS)

YDS.	INDIVIDUAL	OPPONENT	DATE
109	James Sims, Sr.	Rice	2013
129	James Sims, Sr.	Oklahoma	2013
211	James Sims, Sr.	West Virginia	2013
114	James Sims, Sr.	Iowa State	2013
121	De'Andre Mann, Jr.	SEMO	2014
103	Corey Avery, Fr.	Iowa State	2014
101	Tony Pierson, Sr.	Iowa State	2014
157	Ke'aun Kinner, Jr.	S. Dakota St.	2015
113	Ke'aun Kinner, Jr.	Memphis	2015
107	De'Andre Mann, Sr.	Texas Tech	2015
145	Ke'aun Kinner, Sr.	Oklahoma State	2016
152	Ke'aun Kinner, Sr.	Iowa State	2016
137	Khalil Herbert, So.	Ohio	2017
291	Khalil Herbert, So.	West Virginia	2017
125	Pooka Williams Jr.,	Central Mich.	2018
163	Pooka Williams Jr.,	Rutgers	2018
252	Pooka Williams Jr.,	Oklahoma	2018
103	Pooka Williams Jr.,	Texas	2018
121	Pooka Williams Jr.,	Boston College	2019
187	Khalil Herbert	Boston College	2019
137	Pooka Williams Jr.,	Oklahoma	2019
190	Pooka Williams Jr.,	Texas	2019
154	Pooka Williams Jr.,	Iowa State	2019
116	Pooka Williams Jr.,	Baylor	2019
100	Amari Pesek-Hickson, Fr.	TCU	2020
100	Jason Bean, Jr.	Coastal Carolina	2021
107	Devin Neal, Fr.	Duke	2021
100	Devin Neal, Fr.	Oklahoma	2021
143	Devin Neal, Fr.	Texas	2021
108	Devin Neal, So.	Tennessee Tech	2022
123	Jalon Daniels, Jr.	Houston	2022
224	Devin Neal, So.	Oklahoma State	2022
190	Devin Neal, So.	Texas Tech	2022
120	Devin Neal, Jr.	Illinois	2023

100-YARD RECEIVING GAMES (PAST 10 YEARS)

REC/YDS	INDIVIDUAL	OPPONENT	YR.
6-118	Tony Pierson, Jr.	Texas Tech	2013
5-101	Nigel King, Jr.	Iowa State	2014
5-128	Nigel King, Jr.	TCU	2014
7-137	Jimmay Mundine, Sr.	TCU	2014
6-115	Tre' Parmalee, Sr.	Oklahoma State	2015
5-124	Steven Sims Jr., So.	Rhode Island	2016
4-114	Steven Sims Jr., So.	Ohio	2016
8-131	LaQuionte Gonzalez, Jr.	TCU	2016
9-101	Steven Sims Jr., So.	TCU	2016
6-106	LaQuionte Gonzalez, Jr.	Oklahoma State	2016
9-124	Steven Sims Jr., So.	West Virginia	2016
5-127	LaQuionte Gonzalez, Jr.	Kansas State	2016
4-147	Steven Sims Jr., Jr.	SEMO	2017
5-102	Steven Sims Jr., Jr.	Texas Tech	2017
9-233	Steven Sims Jr., Jr.	Kansas State	2017
5-113	Steven Sims Jr., Sr.	Kansas State	2018
7-102	Pooka Williams Jr., Fr.	TCU	2018
8-121	Andrew Parchment, Jr.	Indiana State	2019
8-100	Andrew Parchment, Jr.	Boston College	2019
5-132	Andrew Parchment, Jr.	West Virginia	2019
5-131	Stephon Robinson Jr., Jr.	Oklahoma	2019
7-109	Andrew Parchment, Jr.	Texas Tech	2019
6-186	Stephon Robinson Jr., Jr.	Texas Tech	2019
7-116	Kwamie Lassiter II, Sr.	TCU	2020
5-122	Trevor Wilson, So.	Duke	2021
7-101	Kwamie Lassiter II, S-Sr.	Oklahoma	2021
8-101	Kwamie Lassiter II, S-Sr.	TCU	2021
4-105	Luke Grimm, So.	West Virginia	2021
6-106	Mason Fairchild, Jr.	Oklahoma	2022
5-113	Lawrence Arnold, Jr.	Oklahoma	2022
6-110	Devin Neal, So.	Oklahoma State	2022
10-167	Luke Grimm, Jr.	Arkansas	2022
8-119	Lawrence Arnold, Jr.	Arkansas	2022

OPPONENT BREAKDOWN



BYU COUGARS
3-0, 0-0 BIG 12



HEAD COACH KALANI SITAKE
Career Record: 59-34 (8th season)
Record at BYU: 59-34 (8th season)

BYU STATISTICAL LEADERS

PASSING	Comp	Att	Yds	Int	Pct	TD	YPG
Kedon Slovis	55	90	660	1	61.1	6	220.0
Parker Kingston	1	1	37	0	100.0	1	12.3

RUSHING	Att	Yds	Avg	TD	Lg	Avg/G
LJ Martin	45	195	4.3	2	45	65.0
Aidan Robbins	10	29	2.9	0	10	14.5
Deion Smith	12	19	1.6	1	7	6.3

RECEIVING	Rec	Yds	Avg	TD	Lg	Avg/G
Chase Roberts	13	138	10.6	2	39	46.0
Isaac Rex	10	194	18.4	1	65	61.3
Darius Lassiter	9	116	12.9	1	42	38.7
Parker Kingston	6	78	13.0	1	20	26.0

DEFENSE	Solo	Ast	Total	TFL-Yds	Sacks-Yds	INT-Yds
Max Tooley	10	8	18	2.0-10	1.0-7	1-7
Tyler Batty	7	10	17	3.5-22	2.5-22	0-0
AJ Vongphachanh	5	12	17	0.5-1	0-0	0-0
Jakob Robinson	8	9	17	0-0	0-0	2-0
Ethan Slade	7	10	17	1.0-0	0-0	0-0
Eddie Heckard	7	4	11	2.0-6	1.0-4	1-0

LAST MEETING

KANSAS BEATS BYU 44-24 TO EARN FIRST BOWL WIN IN 31 YEARS

1992 Jeep Eagle Aloha Bowl | Dec. 25, 1992 | Aloha Stadium

	1	2	3	4	Final
BYU (8-5)	7	7	10	0	24
Kansas (8-4)	7	14	13	10	44

HONOLULU, Hawaii. - Playing in its first bowl game in 11 years, Kansas lost the coin toss to begin the game and, subsequently, surrendered a kickoff return touchdown to Brigham Young's Hema Heimuli on the first play of the game.

This auspicious start was much like the Jayhawks' last bowl appearance, 11 years earlier, when a Kansas turnover on the kickoff enabled Mississippi State to score a touchdown 12 seconds into a 10-0 win in the 1981 Hall of Fame Bowl. The rest of the game, however, unfolded quite nicely for Jayhawk fans.

Just two plays from scrimmage later, Kansas receiver Matt Gay caught a lateral from quarterback Chip Hilleary and then hit a wide-open Rodney Harris for a 74-yard touchdown pass. After just 1:01, each team had scored a touchdown.

The Jayhawks continued to score in the first quarter. With BYU pinned deep in its own territory, junior lineman Chris Maumalanga burst through the Cougars' line to sack running back Jamal Willis in his own endzone for a safety and a 9-7 lead. Maumalanga was one of the many highlights for the Kansas defensive line, which sacked BYU quarterback Tom Young six times. Senior Dana Stubblefield led the Jayhawks with three sacks, three hurries and one tackle for loss. For his efforts, Stubblefield was named the game's most valuable player.

But Willis later gained revenge with a 29-yard touchdown romp with 10:16 left to play in the half. Following his score, BYU led, 14-9, and seemed to have halted the Jayhawks' momentum.

On the ensuing kickoff, another Kansas senior, running back Maurice Douglas, broke free for a 54-yard return that put the Jayhawks on the BYU 43. Kicker Dan Eichloff hammered a 41-yard field goal that capped the first-half scoring at 14-12.

Brigham Young owned the third quarter, racking up 187 yards total offense and holding the ball for 9:50. Kansas, on the other hand, managed just 33 yards total offense but did limit the Cougars to six points as BYU carried a 20-12 lead into the final quarter. To start the final quarter, Hilleary engineered a six-play, 75-yard drive that resulted in his one-yard run and was capped by his two-point conversion that tied the game at 20. That drive was sustained by Hilleary's 48-yard completion to Harris, who finished with 142 yards on four catches.

On the following drive, the Jayhawk defense stopped the Cougars on three straight plays and BYU was forced to punt. Kansas regained the ball on its own

21 yard line with just over 10 minutes to play. Hilleary then embarked on the Jayhawks on a drive that would last nearly seven minutes and result in Dan Eichloff's 48-yard field goal that provided Kansas with the program's first bowl win in 31 years and just the second in school history, 23-20.

BYU then mounted a drive late in the game, advancing as far as the KU 34-yard line. But senior safety Charley Bowen secured the Jayhawks' first bowl win in 31 years by picking off Young's pass at the Kansas 29-yard line with 2:11 to play. It was the only turnover of the game for either team.

As the host team from the Western Athletic Conference, BYU had hoped to get the backing of the Hawaii fans, something it surely doesn't get when playing the Rainbow Warriors. The Cougars didn't, with Kansas' plays being cheered and some of BYU's booed. They didn't get a win they might have, either, and as such, ended their season with an 8-5 record. Kansas, which finished the season with a three-game losing streak, ended up 8-4.

A Christmas crowd of 42,933 paid to see the Jayhawks' win, and the game ranked among the top-watched bowl games on television in 1992-93.

SCORING

First Quarter

BYU Hema Heimuli 94-yard kickoff return (Lauder kick)
KU Rodney Harris 74-yard pass from Matt Gay (Dan Eichloff kick)
KU Safety, Willis tackled in the end zone

Second Quarter

BYU Willis 29-yard run (Lauder kick)
KU Dan Eichloff 42-yard field goal

Third Quarter

BYU Sterling 10-yard pass from Young (conversion failed)

Fourth Quarter

KU Chip Hilleary 1-yard run (Hilleary run)
KU Dan Eichloff 48-yard field goal

TEAM STATISTICS

	BYU	KU
First Downs	19	18
Rushing Yards	142	172
Passing Yards	262	200
Total Offense	404	372
Punts-Avg. Yards	4-48.3	8-48.3
Turnovers	3	2
Penalties-Yards	1-0	0-0

PLAYER STATISTICS

KANSAS

Rushing: Douglas, 18-68; White, 8-37; Levine, 6-26; Hilleary, 14-23; Cozzens, 2-12; Powell, 1-6
Passing: Hilleary, 23-11-0-126; Gay, 1-1-0-74
Receiving: Gay, 5-99; White, 2-29; Cozzens, 3-20
Tackles: Lassiter, 12; Davis, 7; Ch. Bowen, 5
Interceptions: Ch. Bowen
Sacks: Stubblefield, 3; Brown, 1; Christian, 1; Moore, 1

TEAM COMPARISON



NCAA TEAM RANKINGS

Category	KU	BYU
Rushing Offense	15th	124th
Passing Offense	32nd	75th
Total Offense	17th	116th
Scoring Offense	35th	61st
Rushing Defense	59th	37th
Passing Defense	10th	77th
Total Defense	20th	50th
Scoring Defense	57th	31st
Net Punting	70th	18th
Punt Returns	129th	96th
Kickoff Returns	26th	19th
Turnover Margin	58th	8th
Time of Possession	11th	97th

KANSAS RANKINGS

Category	Avg./Game	Big 12	NCAA
Rushing Offense	216.7	3rd	15th
Passing Offense	283.7	6th	32nd
Total Offense	500.3	5th	17th
Scoring Offense	37.7	6th	35th
Rushing Defense	121.0	10th	59th
Passing Defense	152.7	2nd	10th
Total Defense	273.7	2nd	10th
Scoring Defense	21.3	9th	57th
Net Punting	39.0	11th	70th
Punt Returns	-2.0	14th	129th
Kickoff Returns	25.5	5th	26th
Turnover Margin	0.0	7th	58th
Time of Possession	34:06	2nd	11th

BYU RANKINGS

Category	Avg./Game	Big 12	NCAA
Rushing Offense	78.3	14th	124th
Passing Offense	232.3	11th	75th
Total Offense	310.7	13th	116th
Scoring Offense	31.0	9th	61st
Rushing Defense	99.7	6th	37th
Passing Defense	218.7	10th	77th
Total Defense	318.3	9th	50th
Scoring Defense	15.7	6th	31st
Net Punting	43.1	6th	18th
Punt Returns	4.1	13th	96th
Kickoff Returns	27.3	2nd	19th
Turnover Margin	1.7	2nd	8th
Time of Possession	28:21	10th	97th

SERIES HISTORY

Series:	Kansas leads 1-0		
In Lawrence:	First Meeting		
In Provo:	No Meetings		
Neutral:	Kansas Leads 1-0		
1992	Honolulu	W	23-20



OPPONENT SCHEDULES



MISSOURI STATE

Sept. 1, 2023 | W, 48-17
David Booth Kansas Memorial Stadium
Lawrence, Kan.

2023 SCHEDULE

Sept. 1	at Kansas	L, 17-48
Sept. 9	at UT-Martin	L, 31-38
Sept. 23	UTAH TECH	
Sept. 30	at Southern Illinois	
Oct. 7	NORTH DAKOTA STATE	
Oct. 14	at Western Illinois	
Oct. 21	MURRAY STATE	
Oct. 28	at Youngstown State	
Nov. 4	ILLINOIS STATE	
Nov. 11	NORTHERN IOWA	
Nov. 18	at South Dakota State	

2023 Record: 0-2 (0-0 MVC)



ILLINOIS

Sept. 8, 2023 | W, 34-23
David Booth Kansas Memorial Stadium
Lawrence, Kan.

2023 SCHEDULE

Sept. 2	TOLEDO	W, 30-28
Sept. 8	at Kansas	L, 23-34
Sept. 16	PENN STATE	L, 13-30
Sept. 23	FLORIDA ATLANTIC	
Sept. 30	at Purdue	
Oct. 6	NEBRASKA	
Oct. 14	at Maryland	
Oct. 21	WISCONSIN	
Nov. 4	at Minnesota	
Nov. 11	INDIANA	
Nov. 18	at Iowa	
Nov. 25	NORTHWESTERN	

2023 Record: 1-2 (0-0 Big 10)



NEVADA

Sept. 16, 2023 | W, 31-24
Mackey Stadium
Reno, Nev.

2023 SCHEDULE

Sept. 2	at USC	L, 14-66
Sept. 9	IDAHO	L, 6-33
Sept. 16	KANSAS	L, 24-31
Sept. 23	at Texas State	
Sept. 30	at Fresno State	
Oct. 14	UNLV	
Oct. 21	at San Diego State	
Oct. 28	NEW MEXICO	
Nov. 4	HAWAII	
Nov. 11	at Utah State	
Nov. 18	at Colorado State	
Nov. 25	WYOMING	

2023 Record: 0-3 (0-0 MWC)



BYU

Sept. 23, 2023 | 2:30 p.m. CT
David Booth Kansas Memorial Stadium
Lawrence, Kan.

2023 SCHEDULE

Sept. 2	SAM HOUSTON	W, 14-0
Sept. 9	SOUTHERN UTAH	W, 41-16
Sept. 16	at Arkansas	W, 38-31
Sept. 23	at Kansas	
Sept. 29	CINCINNATI	
Oct. 14	at TCU	
Oct. 21	TEXAS TECH	
Oct. 28	at Texas	
Nov. 4	at West Virginia	
Nov. 11	IOWA STATE	
Nov. 18	OKLAHOMA	
Nov. 25	at Oklahoma State	

2023 Record: 3-0 (0-0 Big 12)



TEXAS

Sept. 30, 2023 | TBA
DKR-Texas Memorial Stadium
Austin, Texas

2023 SCHEDULE

Sept. 2	RICE	W, 37-10
Sept. 9	at Alabama	W, 34-24
Sept. 16	WYOMING	W, 31-10
Sept. 23	at Baylor	
Sept. 30	KANSAS	
Oct. 7	OKLAHOMA (Dallas)	
Oct. 21	at Houston	
Oct. 28	BYU	
Nov. 4	KANSAS STATE	
Nov. 11	at TCU	
Nov. 18	at Iowa State	
Nov. 24	TEXAS TECH	

2023 Record: 3-0 (0-0 Big 12)



UCF

Oct. 7, 2023 | TBA
David Booth Kansas Memorial Stadium
Lawrence, Kan.

2023 SCHEDULE

Aug. 31	KENT STATE	W, 56-6
Sept. 9	at Boise State	W, 18-16
Sept. 16	VILLANOVA	W, 48-14
Sept. 23	at Kansas State	
Sept. 30	BAYLOR	
Oct. 7	at Kansas	
Oct. 21	at Oklahoma	
Oct. 28	WEST VIRGINIA	
Nov. 4	at Cincinnati	
Nov. 11	OKLAHOMA STATE	
Nov. 18	at Texas Tech	
Nov. 25	HOUSTON	

2023 Record: 3-0 (0-0 Big 12)



OKLAHOMA STATE

Oct. 14, 2023 | TBA
Boone Pickens Stadium
Stillwater, Okla.

2023 SCHEDULE

Sept. 2	CENTRAL ARKANSAS	W, 27-13
Sept. 9	at Arizona State	W, 27-15
Sept. 16	SOUTH ALABAMA	L, 7-33
Sept. 23	at Iowa State	
Oct. 6	KANSAS STATE	
Oct. 14	KANSAS	
Oct. 21	at West Virginia	
Oct. 28	CINCINNATI	
Nov. 4	OKLAHOMA	
Nov. 11	at UCF	
Nov. 18	at Houston	
Nov. 25	BYU	

2023 Record: 2-1 (0-0 Big 12)



OKLAHOMA

Oct. 28, 2023 | TBA
David Booth Kansas Memorial Stadium
Lawrence, Kan.

2023 SCHEDULE

Sept. 2	ARKANSAS STATE	W, 73-0
Sept. 9	SMU	W, 28-11
Sept. 16	at Tulsa	W, 66-17
Sept. 23	at Cincinnati	
Sept. 30	IOWA STATE	
Oct. 7	vs. Texas (Dallas)	
Oct. 21	UCF	
Oct. 28	at Kansas	
Nov. 4	at Oklahoma State	
Nov. 11	WEST VIRGINIA	
Nov. 18	at BYU	
Nov. 24	TCU	

2023 Record: 3-0 (0-0 Big 12)



IOWA STATE

Nov. 4, 2023 | TBA
Jack Trice Stadium
Ames, Iowa

2023 SCHEDULE

Sept. 2	NORTHERN IOWA	W, 30-9
Sept. 9	IOWA	L, 13-20
Sept. 16	at Ohio	L, 7-10
Sept. 23	OKLAHOMA STATE	
Sept. 30	at Oklahoma	
Oct. 7	TCU	
Oct. 14	at Cincinnati	
Oct. 28	at Baylor	
Nov. 4	KANSAS	
Nov. 11	at BYU	
Nov. 18	TEXAS	
Nov. 25	at Kansas State	

2023 Record: 1-2 (0-0 Big 12)



TEXAS TECH

Nov. 11, 2023 | TBA
David Booth Kansas Memorial Stadium
Lawrence, Kan.

2023 SCHEDULE

Sept. 2	at Wyoming	L, 33-35
Sept. 9	OREGON	L, 30-38
Sept. 16	TARLETON STATE	W, 41-3
Sept. 23	at West Virginia	
Sept. 30	HOUSTON	
Oct. 7	at Baylor	
Oct. 14	KANSAS STATE	
Oct. 21	at BYU	
Nov. 2	TCU	
Nov. 11	at Kansas	
Nov. 18	UCF	
Nov. 24	at Texas	

2023 Record: 1-2 (0-0 Big 12)



KANSAS STATE

Nov. 18, 2023 | TBA
David Booth Kansas Memorial Stadium
Lawrence, Kan.

2023 SCHEDULE

Sept. 2	SE MISSOURI STATE	W, 45-0
Sept. 9	TROY	W, 42-13
Sept. 16	at Missouri	L, 27-30
Sept. 23	UCF	
Oct. 6	at Oklahoma State	
Oct. 14	at Texas Tech	
Oct. 21	TCU	
Oct. 28	HOUSTON	
Nov. 4	at Texas	
Nov. 11	BAYLOR	
Nov. 18	at Kansas	
Nov. 25	IOWA STATE	

2023 Record: 2-1 (0-0 Big 12)



CINCINNATI

Nov. 25, 2023 | TBA
Nippert Stadium
Cincinnati, Ohio

2023 SCHEDULE

Sept. 2	EASTERN KENTUCKY	W, 66-13
Sept. 9	at Pittsburgh	W, 27-21
Sept. 16	MIAMI (OH)	L, 24-31
Sept. 23	OKLAHOMA	
Sept. 29	at BYU	
Oct. 14	IOWA STATE	
Oct. 21	BAYLOR	
Oct. 28	at Oklahoma State	
Nov. 4	UCF	
Nov. 11	at Houston	
Nov. 18	at West Virginia	
Nov. 25	KANSAS	

2023 Record: 2-1 (0-0 Big 12)



LANCE LEIPOLD HEAD COACH

Lance Leipold, a six-time National Champion, a five-time conference coach of the year and the fastest coach in NCAA history to reach 100 career wins, was named the 41st head coach in Kansas Football history on April 30, 2021.

Leipold's track record as a program builder showed itself early in his time in Lawrence, leading the Jayhawks to its first-ever program win in Austin, Texas in 2021, followed by Kansas' first-ever win over West Virginia in Morgantown in 2022. In just his second year at the helm, Leipold engineered Kansas to its first 5-0 start of the season since 2009, guiding Kansas to its first national rankings in 675 weeks. Soon after, Kansas Football hosted ESPN's College GameDay for the first time in program history on October 8, 2022.

Leipold helped Kansas to secure its first bowl eligibility with a win over No. 18 Oklahoma State on November 5, 2022, giving Kansas its first bowl berth since 2008. Kansas' ranked win was the first since 2010, snapping a 44-game losing streak to AP ranked opponents, while it was Kansas's first ranked win against a conference opponent at home since 2005.

Leipold arrived at Kansas after a successful six-year stay at Buffalo, where in his final three seasons, he posted three straight winning seasons for the first time in 20 years. He won 24 games over the final three seasons, which included a seven-game shortened-season schedule in 2020 because of the COVID-19 pandemic, marking the most successful three-year run in Buffalo history.

A proven winner with a strong track record for player development, Leipold served as the head coach at Wisconsin-Whitewater for eight seasons from 2007 to 2014, capturing six NCAA Division III national

championships and tallying an astounding record of 109-6.

After taking over a rebuilding Buffalo program that went 7-17 in his first two seasons, Leipold put together a record of 30-16 over his final four seasons, including three bowl appearances and two bowl victories with the Bulls.

Leipold had a 2020 season at Buffalo that brought unprecedented success to the program. The Bulls went a perfect 5-0 in the regular season and won the MAC East Division title for the second-straight year. Leipold's squad also beat Marshall in the Camellia Bowl for the program's second ever bowl win and second in as many years.

Buffalo also appeared in the Associated Press Top 25 at No. 24 on December 6, 2020, marking the first-time in school history the Bulls appeared in the national rankings. The team finished the season ranked 25th in both the AP poll and the Amway Coaches Poll. Leipold was named the MAC Coach of the Year for the second time in his career after the record-breaking season.

Showcasing his pristine reputation for player development and a keen eye for recruiting, Buffalo tied a school-record with 12 All-MAC selections in 2020, all of whom were recruited by Leipold. Running back Jaret Patterson led the way, rushing for 1,072 yards in just six games, including a 409-yard performance against Kent State, which is the second-best performance in FBS history.

Patterson was named the winner of the Vern Smith Leadership Award, given to the MVP of the MAC and was also named the MAC Offensive Player of the Year under Leipold's tutelage.

THE LEIPOLD FILE

- Position:** Head Coach
- Alma Mater:** Wisconsin-Whitewater, 1987
- Wife:** Kelly
- Children:** Lindsey and Landon

COACHING HISTORY

- 2021-present** Kansas (Head Coach)
- 2015-21** Buffalo (Head Coach)
- 2007-14** Wisconsin Whitewater (Head Coach)
- 2004-06** Nebraska-Omaha (Assistant Head Coach/Offensive Coordinator)
- 2001-03** Nebraska (Administrative Assistant/Recruiting)
- 1991-93** Wisconsin (Graduate Assistant)
- 1990** Wisconsin-Whitewater (Assistant Coach)
- 1989** Doane (Assistant Coach)
- 1988** Wisconsin-Whitewater (Wide Receivers)
- 1987** Wisconsin-Whitewater (Quarterbacks)

Buffalo also had 12 all-conference players in 2019, a season that culminated in the school's first-ever bowl victory – a 31-9 win over Charlotte in the Makers Wanted Bahamas Bowl. The 2019 team featured one of the best defenses in the school's history. Buffalo ranked seventh nationally in total defense, allowing 291.9 yards per game. The Bulls were also fourth nationally against the run, allowing 94.2 yards per game.

In 2018, Buffalo won 10 games in a season for the first time ever in program history. Leipold's team went 7-1 in MAC play and won the East Division title. The Bulls also won 42-13 at Rutgers, marking the school's first-ever win over a Power 5 opponent. He was named the MAC Coach of the Year and was also a semifinalist for the George Munger College Coach of the Year Award.

In that 2018 season, the Buffalo offense had a record-breaking season. Buffalo scored 484 points, 64 touchdowns and totaled 5,803 yards of total offense, establishing new school records in each category. Quarterback Tyree Jackson was named the MAC Offensive Player of the Year, while Patterson earned MAC Freshman of the Year honors.

In Leipold's third season in 2017, the Bulls gained bowl

eligibility for just the third time as an FBS program. The Bulls offense averaged 432 yards per game and led the conference in passing yards per game at 291. Showing an ability for explosive plays, Buffalo produced 20 plays of 45 or more yards on the season.

Leipold became the head coach at Buffalo in December of 2014 after a triumphant career as the head coach at Wisconsin-Whitewater, which saw him earn six National Coach of the Year awards. In his first season there in 2007, the Warhawks went 14-1 and won the Division III national championship. In 2008, the team made it back to the title game and fell to Mount Union.

Wisconsin-Whitewater then went 45-0 over the next three seasons, winning three straight national championships. After a 7-3 campaign in 2012, Whitewater went 30-0 combined in 2013 and 2014 winning two more national titles with Leipold at the helm.

During his time there, Warhawk players totaled 56 All-America honors, with running back Justin Beaver winning the Gagliardi Trophy as the top player in Division III. Brent Allen won the Division III Rimington Award as the top center. Running back Levell Coppage

earned D3Football.com Offensive Player of the Year honors, while Cole Klotz won those honors on the defensive side.

Leipold, a native of Jefferson, Wisconsin, began his coaching career at Whitewater in 1987 as a quarterbacks coach. He moved to the University of Wisconsin in 1991, where he served as a graduate assistant for Barry Alvarez for three seasons and helped the Badgers win a Big Ten title and a Rose Bowl appearance in 1993.

He then served as an assistant coach at Division II Nebraska-Omaha from 1994-2000, helping the Mavericks become three-time conference champions. He was promoted to offensive coordinator in 2000, before moving on to Nebraska where he worked for Frank Solich for four seasons. He then returned to Nebraska-Omaha for three years as the associate head coach and offensive coordinator, before moving on to Wisconsin-Whitewater in 2007.

Leipold is a 1987 graduate of Wisconsin-Whitewater, where he was a standout quarterback.

Leipold and his wife Kelly, have a daughter, Lindsey, and a son, Landon.

YEAR-BY-YEAR AS HEAD COACH

YEAR	TEAM	RECORD	BOWL	NOTES
2023	Kansas	3-0		3-0 for the second straight season, first time for KU since 1991 and 1992
2022	Kansas	6-7	Autozone Liberty Bowl	First Bowl game since 2008, First AP rank since 2009
2021	Kansas	2-10		First Big 12 Road win since 2008
2020	Buffalo	6-1	Camellia	Ranked No. 25
2019	Buffalo	8-5	Bahamas	1st Postseason Ranking in School History
2018	Buffalo	10-4	Dollar General	1st Bowl Win in School History
2017	Buffalo	6-6		1st 10-win Season in School History
2016	Buffalo	2-10		
2015	Buffalo	5-7		
2014	Wisconsin-Whitewater	15-0		Division III National Champs
2013	Wisconsin-Whitewater	15-0		Division III National Champs
2012	Wisconsin-Whitewater	7-3		
2011	Wisconsin-Whitewater	15-0		Division III National Champs
2010	Wisconsin-Whitewater	15-0		Division III National Champs
2009	Wisconsin-Whitewater	15-0		Division III National Champs
2008	Wisconsin-Whitewater	13-2		
2007	Wisconsin-Whitewater	14-1		Division III National Champs

Wisconsin-Whitewater (8 years): 109-6

Buffalo Record (6 years): 37-33

Kansas Record (2 years): 11-17

Career Record (15 years): 156-56

YEAR-BY-YEAR AS ASSISTANT COACH

YEAR	TEAM	RECORD	BOWL	NOTES
2006	Nebraska-Omaha	8-3		Division II Playoffs; Conference Champs
2005	Nebraska-Omaha	8-3		Division II Playoffs; Conference Champs
2004	Nebraska-Omaha	8-3		Conference Champs
2003	Nebraska	10-3	Alamo	Ranked No. 19
2002	Nebraska	7-7	Independence	
2001	Nebraska	11-2	Rose	Ranked No. 8
2000	Nebraska-Omaha	11-2		Division II Playoffs; Conference Champs
1999	Nebraska-Omaha	7-4		
1998	Nebraska-Omaha	9-3		Division II Playoffs; Conference Champs
1997	Nebraska-Omaha	8-3		
1996	Nebraska-Omaha	10-2		Division II Playoffs; Conference Champs
1995	Nebraska-Omaha	3-8		
1994	Nebraska-Omaha	1-10		
1993	Wisconsin	10-1-1	Rose	Ranked No. 6
1992	Wisconsin	5-6		
1991	Wisconsin	5-6		
1990	Wisconsin-Whitewater	10-1		Division III Playoffs; Conference Champs
1989	Doane	5-4-1		
1988	Wisconsin-Whitewater	9-3		Division III Playoffs; Conference Champs
1987	Wisconsin-Whitewater	7-3-1		

Head Coach at Kansas**2023 (3-0, 0-0)**

DATE	OPPONENT	RESULT
9-1-23	Missouri State	W, 48-17
9-8-23	Illinois	W, 34-23
9-16-23	at Nevada	W, 31-24
9-23-23	BYU*	
9-30-23	at Texas*	
10-7-23	UCF*	
10-14-23	at Oklahoma State*	
10-28-23	Oklahoma*	
11-4-23	at Iowa State*	
11-11-23	Texas Tech*	
11-18-23	Kansas State*	
11-25-23	at Cincinnati*	

2022 (6-7, 3-6) Big 12: T-7th

DATE	OPPONENT	RESULT
9-2-22	Tennessee Tech	W, 56-10
9-10-22	at West Virginia*	W, 55-42 (OT)
9-17-22	at Houston	W, 48-30
9-24-22	Duke	W, 35-27
10-1-22	Iowa State*	W, 14-11
10-8-22	#17 TCU*	L, 31-38
10-15-22	at Oklahoma*	L, 42-52
10-22-22	at Baylor*	L, 23-35
11-5-22	#18 Oklahoma State*	W, 37-16
11-12-22	at Texas Tech*	L, 28-43
11-19-22	Texas*	L, 14-55
11-26-22	at #12 Kansas State*	L, 27-47
12-28-22	Arkansas	L, 53-55 (3OT)

AutoZone Liberty Bowl (Memphis, Tenn.)

(2-10, 1-8) Big 12: 10th

DATE	OPPONENT	RESULT
9-3-21	South Dakota	W, 17-14
9-10-21	at Coastal Carolina	L, 22-49
9-18-21	Baylor*	L, 7-45
9-25-21	at Duke	L, 33-52
10-2-21	at Iowa State*	L, 7-59
10-16-21	Texas Tech (HC)*	L, 14-41
10-23-21	Oklahoma*	L, 23-35
10-30-21	at Oklahoma State*	L, 3-55
11-6-21	Kansas State*	L, 10-35
11-13-21	at Texas*	W, 57-56 (OT)
11-20-21	at TCU*	L, 28-31
11-27-21	West Virginia*	L, 28-34

Head Coach at Buffalo**2020 (6-1, 5-1) MAC East: 1st**

DATE	OPPONENT	RESULT
11-4-20	at Northern Illinois*	W, 49-30
11-10-20	Miami (OH)*	W, 42-10
11-17-20	at Bowling Green*	W, 42-17
11-28-20	Kent State*	W, 70-41
12-12-20	Akron*	W, 56-7
12-18-20	Ball State	L, 28-38

MAC Championship (Detroit, Mich.)

12-25-20	Marshall	W, 17-10
----------	----------	----------

Camelia Bowl (Montgomery, Ala.)

2019 (8-5, 5-3) MAC East: T-2nd

DATE	OPPONENT	RESULT
8-29-19	Robert Morris	W, 38-10
9-7-19	at #15 Penn State	L, 13-45
9-14-19	at Liberty	L, 17-35
9-21-19	Temple	W, 38-22
9-28-19	at Miami (OH)*	L, 20-34
10-5-19	Ohio*	L, 20-21
10-19-19	at Akron*	W, 21-0
10-26-19	Central Michigan*	W, 43-20
11-2-19	at Eastern Michigan*	W, 43-13
11-14-19	at Kent State*	L, 27-30
11-20-19	Toledo*	W, 49-30
11-29-19	Bowling Green*	W, 49-7
12-20-19	Charlotte	W, 31-9

Makers Wanted Bahamas Bowl (Nassau, Bahamas)

2018 (10-4, 7-1) MAC East: 1st

DATE	OPPONENT	RESULT
9-1-18	Delaware State	W, 48-10
9-8-18	at Temple	W, 36-29
9-15-18	Eastern Michigan*	W, 35-28
9-22-18	at Rutgers	W, 42-13
9-29-18	Army	L, 13-42
10-6-18	at Central Michigan*	W, 34-24
10-13-18	Akron*	W, 24-6
10-20-18	at Toledo*	W, 31-17
10-30-18	Miami (OH)*	W, 51-42
11-6-18	Kent State*	W, 48-14
11-14-18	at Ohio*	L, 17-52
11-23-18	at Bowling Green*	W, 44-14
11-30-18	Northern Illinois*	L, 29-30

MAC Championship (Detroit, Mich.)

12-22-18	Troy	L, 32-42
----------	------	----------

Dollar General Bowl (Mobile, Ala.)

2017 (6-6, 4-4) MAC East: 3rd

DATE	OPPONENT	RESULT
8-31-17	at Minnesota	L, 7-17
9-9-17	at Army	L, 17-21
9-16-17	Colgate	W, 33-10
9-23-17	Florida Atlantic	W, 34-31
9-30-17	at Kent State*	W, 27-13
10-7-17	Western Michigan	L, 68-71
10-14-17	Northern Illinois*	L, 13-14
10-21-17	Miami (OH)*	L, 14-24
10-28-17	at Akron*	L, 20-21
11-7-17	Bowling Green*	W, 38-28
11-16-17	at Ball State*	W, 40-24
11-24-17	Ohio*	W, 31-24

2016 (2-10, 1-7) MAC East: 6th

DATE	OPPONENT	RESULT
9-2-16	Albany	L, 16-22
9-17-16	at Nevada	L, 14-38
9-24-16	Army	W, 23-20
10-1-16	at Boston College	L, 3-35
10-8-16	Kent State*	L, 20-44
10-15-16	Ball State*	L, 21-31
10-22-16	at Northern Illinois*	L, 7-44
10-27-16	Akron*	W, 41-20
11-3-16	at Ohio*	L, 10-34
11-12-16	Miami (OH)*	L, 24-35
11-19-16	at Western Michigan*	L, 0-38
11-25-16	at Bowling Green*	L, 19-27

2015 (5-7, 13-5) MAC East: 4th

DATE	OPPONENT	RESULT
9-5-15	Albany	W, 51-14
9-12-15	at Penn State	L, 14-27
9-19-15	at Florida Atlantic	W, 33-15
9-26-15	Nevada	L, 21-24
10-3-15	Bowling Green*	L, 22-28
10-17-15	at Central Michigan*	L, 14-51
10-24-15	Ohio*	W, 41-17
10-29-15	at Miami (OH)*	W, 29-24
11-5-15	at Kent State*	W, 18-17
11-11-15	Northern Illinois*	L, 30-41
11-21-15	at Akron*	L, 21-42
11-27-15	Massachusetts*	L, 26-31

**ALL-TIME AGAINST (48-50) VS. DIVISION I**

OPPONENT	RECORD
Akron	4-2
Albany	1-1
Arkansas	0-1
Army	1-2
Ball State	1-2
Baylor	0-2
Boston College	0-1
Bowling Green	4-2
BYU	0-0
Central Michigan	2-1
Charlotte	1-0
Cincinnati	0-0
Coastal Carolina	0-1
Colgate	1-0
Duke	1-1
Delaware State	1-0
Eastern Michigan	2-0
Florida Atlantic	2-0
Houston	1-0
Illinois	1-0
Iowa State	1-1
Kansas State	0-2
Kent State	4-2
Liberty	0-1
Marshall	1-0
Massachusetts	0-1
Miami (Ohio)	3-3
Minnesota	0-1
Missouri State	1-0
Nevada	1-2
Northern Illinois	1-4
Ohio	2-3
Oklahoma	0-2
Oklahoma State	1-1
Penn State	0-2
Robert Morris	1-0
Rutgers	1-0
South Dakota	1-0
TCU	0-2
Temple	2-0
Tennessee Tech	1-0
Texas	1-1
Texas Tech	0-2
Toledo	2-0
Troy	0-1
UCF	0-0
West Virginia	1-1
Western Michigan	0-2

2023 Opponents in BOLD

COACHING STAFF

GAMEDAY:
PRESS BOX



ANDY KOTELNICKI

Associate Head Coach/Offensive Coordinator - Tight Ends (Third Season)

In his third season at KU...Was promoted to Associate Head Coach in December 2022... Jayhawks posted six games of 500+ yards in 2022, including 603 in the AutoZone Liberty Bowl...Has coached with Leipold since 2013 at Wisconsin-Whitewater.

GAMEDAY:
PRESS BOX



BRIAN BORLAND

Defensive Coordinator - Safeties (Third Season)

In his third season at KU...Has coached seven All-Big 12 selections, one NFL Draft pick and two others who signed as undrafted free agents...In 2022, helped KU to first bowl game since 2008... Has coached alongside Leipold since 2007 at Wisconsin-Whitewater.

GAMEDAY:
FIELD



SCOTT FUCHS

Assistant Coach - Offensive Line (Third Season)

In his third season at KU...Jayhawks OL ranked No. 7 in NCAA for fewest sacks allowed in 2022... Three players earned All-Big 12 honors and LT Earl Bostick signed with NFL's Dallas Cowboys... Has been with Leipold since 2015 at Buffalo, previously together from 2003-06 at Omaha.

GAMEDAY:
PRESS BOX



TAIWO ONATOLU

Assistant Coach - Defensive Ends/ Special Teams Coordinator (Third Season)

In his third season at KU, and second as an on-field assistant...Was previously an analyst during the 2021 season...Has coached with Leipold since 2015 at Buffalo...Played at Nebraska-Omaha while Leipold, Fuchs and Samuel were on coaching staff.

GAMEDAY:
FIELD



JIM PANAGOS

Assistant Coach - Defensive Tackles (Second Season)

Joined the KU coaching staff in February 2022... Came to Kansas with 20+ years of collegiate and NFL experience...Senior DT Caleb Sampson signed as UDFA with Indianapolis Colts following his first season...Most recently coached at Rutgers (2020-21) and Minnesota (2019).

GAMEDAY:
FIELD



JORDAN PETERSON

Assistant Coach - Defensive Backs/ Defensive Pass Game Coordinator (Fourth Season)

In his fourth season overall at Kansas and second as on-field assistant under Leipold...Elevated to Defensive Pass Game Coordinator for the 2023 season...Previously safeties coach, where he mentored Kenny Logan Jr. to a standout sophomore season.

GAMEDAY:
FIELD



TERRENCE SAMUEL

Assistant Coach - Wide Receivers (Second Season)

Came to Kansas in December 2021 as WR Coach...KU averaged 254.4 yards through the air in 2022, with 144 receptions for more than 2,000 yards and 15 TDs for the WR group...Coached alongside Leipold and Fuchs at Nebraska-Omaha in the mid-2000's.

SUPPORT STAFF

Coaches

Matt Lubick (Senior Analyst - Offense)
Mark DeLeone (Senior Analyst - Defense)
Zac Barton (Analyst - Special Teams)
Aaron Miller (Analyst - Special Teams)
Oscar Rodriguez (Analyst - Defense)
Joe Dailey (Analyst - Offense)
Bill Queisert (Analyst - Offense)
Sean Snyder (Special Assistant to the HC)
Brian Stoldt (Quality Control - Defense)
Teril Boldiis (Graduate Assistant - Offense)
Chris Labidou (Graduate Assistant - Offense)
Quentin Carter (Graduate Assistant - Defense)
Donavon Nathaniel (Graduate Assistant - Def.)

Strength & Conditioning

Matt Gildersleeve (Dir. of Sports Performance)
Conor McNally (Asst. Sports Performance Coach)
Eric Scott (Asst. Sports Performance Coach)
Patrick Hampton (Asst. Sports Performance Coach)
Chula Loomis (Asst. Sports Performance Coach)

Administration

Collin Sexton (Associate AD/Sport Admin)
Rob Ianello (General Manager)
Michael Painter (Director of Operations)
Nadia Jackson (Assistant Dir. of Operations)
Grant Murray (Director of Player Personnel)

Recruiting

Billy Bonneau (Asst. Director of Player Personnel)
Scott Aligo (Director of Scouting)
Greg Svarczkopf (Director of Recruiting)
LaChelle Stanley (Dir. of On-Campus Recruiting)
Hayley Goldin (Asst. Dir. of On-Campus Rec.)

Kansas Team Health

Trent Carter (Director of Athletic Training)
Madison Beene (Assistant Athletic Trainer)
Jake Rosenfeldt (Assistant Athletic Trainer)
Cody Deardorff (Assistant Athletic Trainer)
Stacey Potter-McGill (Director of Perf. Nutrition)
Megan McCann (Performance Nutrition Assistant)

Player Development

Darrell Stuckey II (Director of Football Relations)
Ashley Goodman (Director of Player Development)

Video

Jimmy Le (Director of Football Video)
John Lintner (Asst. Director of Football Video)

Creative

Matt Holland (Dir. of Football Creative Video)
Traylor Kryger (Dir. of Football Creative/Social)
Parson Covington (Graphic Designer)

GAMEDAY:
FIELD



CHRIS SIMPSON

Assistant Coach - Linebackers (Third Season)

In his third season at Kansas...Has been with Leipold since joining the staff at Buffalo in 2015...Assisted as KU started the 2022 season 5-0 and advanced to first bowl game since 2008...Coached alongside Onatolu at Nebraska-Omaha.

GAMEDAY:
FIELD



JONATHAN WALLACE

Assistant Coach - Running Backs (Fourth Season)

Recognized on 247Sports 30 Under 30 list heading into 2023...In his fourth season at Kansas, third under Coach Leipold...Jayhawks rushed for 2,395 yards - 184.2 per game - and 29 touchdowns in 2022...Played on 2023 SEC Championship team at Auburn.

GAMEDAY:
FIELD



JIM ZEBROWSKI

Assistant Coach - Quarterbacks (Third Season)

Veteran QB Coach with Big Ten and MAC experience...Mentored two 1,000-yard passers in 2022, including QB Jalon Daniels who threw for 2,014 yards and 18 TDs...Serving under Leipold for the third time: 2017-20 at Buffalo; 2007-09 at Wisconsin-Whitewater.

GAME FOUR DEPTH CHART

Depth chart compiled by the Kansas football athletics communications office.

OFFENSE

LT	67	Dominick Puni	6-5	320	RS-Sr.	St. Charles, Mo.
	75	Calvin Clements	6-7	315	Fr.	Lawrence, Kan.
LG	55	Ar'maj Reed-Adams	6-5	325	RS-So.	DeSoto, Texas
	76	Spencer Lovell	6-6	325	RS-Jr.	Fort Collins, Colo.
OR	59	Nolan Gorczyca	6-6	320	RS-So.	Omaha, Neb.
C	50	Mike Novitsky	6-5	305	RS-Sr.	Victor, N.Y.
	73	Dre Doiron	6-4	305	RS-So.	London, Ontario
RG	54	Michael Ford Jr.	6-3	305	Jr.	Homewood, Ill.
	70	Kobe Baynes	6-4	315	RS-So.	Jacksonville, Fla.
RT	77	Bryce Cabeldue	6-6	315	Jr.	Clovis, N.M.
	52	Logan Brown	6-6	315	RS-Jr.	Grand Rapids, Mich.
TE	89	Mason Fairchild	6-4	260	Sr.	Andale, Kan.
	45	Trevor Kardell	6-5	255	Jr.	Lee's Summit, Mo.
OR	47	Jared Casey	6-0	255	Jr.	Plainville, Kan.
RB	4	Devin Neal	5-11	215	Jr.	Lawrence, Kan.
	20	Daniel Hishaw Jr.	5-10	220	RS-So.	Moore, Okla.
OR	25	Dylan McDuffie	6-0	215	RS-Sr.	Buffalo, N.Y.
OR	28	Sevion Morrison	6-0	215	Jr.	Tulsa, Okla.
OR	12	Torry Locklin	6-2	205	RS-Jr.	Rockdale, Texas
QB	6	Jalon Daniels	6-0	220	Jr.	Lawndale, Calif.
	9	Jason Bean	6-3	205	RS-Sr.	Mansfield, Texas
SLOT	11	Luke Grimm	6-0	195	Jr.	Raymore, Mo.
	5	Doug Emilien	6-1	190	RS-So.	Fort Lauderdale, Fla.
X	2	Lawrence Arnold	6-3	200	Jr.	DeSoto, Texas
	3	Tanaka Scott	6-4	210	RS-So.	Mobile, Ala.
	13	Keaton Kubecka	6-2	205	Fr.	Austin, Texas
Z	0	Quentin Skinner	6-5	195	Jr.	Claremore, Okla.
	7	Trevor Wilson	5-11	200	RS-Jr.	Tallahassee, Fla.

SPECIAL TEAMS

KO	40	Tabor Allen	6-1	195	Jr.	Mansfield, Texas
	34	Owen Piepergerdes	6-6	250	RS-So.	Kansas City, Mo.
PK	91	Seth Keller	5-8	170	RS-Sr.	Colleyville, Texas
	OR 34	Owen Piepergerdes	6-6	250	RS-So.	Kansas City, Mo.
P	95	Damon Greaves	6-1	200	Fr.	Busselton, Australia
OR	37	Grayden Addison	5-11	220	RS-So.	Noblesville, Ind.
LS	60	Luke Hosford	6-2	230	RS-Jr.	Cuyahoga Falls, Ohio
	51	Emory Duggar	6-2	230	RS-So.	Baton Rouge, La.

DEFENSE

DE	90	Jereme Robinson	6-3	260	Jr.	Montgomery, Ala.
	13	Dylan Brooks	6-4	240	RS-So.	Roanoke, Ala.
OR	46	Davion Westmoreland	6-3	255	RS-So.	Griffin, Ga.
DT	92	Tommy Dunn	6-3	310	RS-So.	Garland, Texas
	OR 52	DJ Withers	6-4	310	RS-So.	Little Rock, Ark.
	97	Kenean Caldwell	6-3	325	RS-So.	Oak Grove, La.
DT	40	Devin Phillips	6-2	315	RS-Sr.	Monroe, La.
	7	Gage Keys	6-5	290	RS-So.	Hilliard, Ohio
OR	53	Caleb Taylor	6-4	315	Jr.	St. Louis, Mo.
DE	37	Hayden Hatcher	6-3	245	RS-Sr.	Council Bluffs, Iowa
	9	Austin Booker	6-6	245	RS-So.	Greenwood, Ind.
OR	36	Patrick Joyner Jr.	6-3	255	RS-Sr.	Miami, Fla.
HAWK	15	Craig Young	6-3	225	RS-Sr.	Fort Wayne, Ind.
	10	Jayson Gilliom	6-2	220	RS-So.	Suwanee, Ga.
LB	30	Rich Miller	6-1	230	Sr.	Detroit, Mich.
	44	Cornell Wheeler	6-0	230	Jr.	West Bloomfield, Mich.
LB	28	JB Brown	6-2	230	Jr.	Hughes, Ark.
	OR 6	Taiwan Berryhill Jr.	6-2	230	Jr.	New Orleans, La.
CB	2	Cobee Bryant	6-0	170	Jr.	Evergreen, Ala.
	18	Kalon Gervin	5-11	195	RS-Sr.	Detroit, Mich.
S	4	Marvin Grant	6-2	210	RS-Jr.	Detroit, Mich.
	OR 5	O.J. Burroughs	5-10	185	Jr.	Savannah, Ga.
S	1	Kenny Logan Jr.	6-0	210	Sr.	St. Augustine, Fla.
	14	Jalen Dye	6-0	195	RS-So.	San Diego, Calif.
CB	3	Mello Dotson	6-1	190	Jr.	Daytona Beach, Fla.
	8	Kwinton Lassiter	5-11	190	Sr.	Chandler, Ariz.

PR	7	Trevor Wilson	5-11	200	RS-Jr.	Tallahassee, Fla.
	11	Luke Grimm	6-0	195	Jr.	Raymore, Mo.
KR	1	Kenny Logan Jr.	6-0	210	Sr.	St. Augustine, Fla.
	OR 7	Trevor Wilson	5-11	200	RS-Jr.	Tallahassee, Fla.
OR	28	Sevion Morrison	6-0	215	Jr.	Tulsa, Okla.
HOLD	37	Grayden Addison	5-11	220	RS-So.	Noblesville, Ind.
	24	Reis Vernon	6-2	185	Jr.	Bixby, Okla.

2023 ROSTER

NUMERICAL ROSTER

No.	Name	Pos.	Ht.	Wt.	Yr.	Hometown (High School/Previous School)
0	Quentin Skinner	WR	6-5	195	Jr.	Claremore, Okla. (Claremore HS)
1	Kenny Logan Jr.	S	6-0	210	Sr.	St. Augustine, Fla. (Menendez HS)
2	Lawrence Arnold	WR	6-3	200	Jr.	DeSoto, Texas (DeSoto HS)
2	Cobee Bryant	CB	6-0	170	Jr.	Evergreen, Ala. (Hillcrest HS)
3	Mello Dotson	CB	6-1	190	Jr.	Daytona Beach, Fla. (Mainland HS)
3	Tanaka Scott	WR	6-4	210	RS-So.	Mobile, Ala. (Murphy HS)
4	Devin Neal	RB	5-11	215	Jr.	Lawrence, Kan. (Lawrence HS)
4	Marvin Grant	S	6-2	210	RS-Jr.	Detroit, Mich. (Martin Luther King/Purdue)
5	O.J. Burroughs	S	5-10	185	Jr.	Savannah, Ga. (IMG Academy)
5	Doug Emilien	WR	6-1	190	RS-So.	Fort Lauderdale, Fla. (American Heritage/Minnesota)
6	Taiwan Berryhill Jr.	LB	6-2	230	Jr.	New Orleans, La. (St. Augustine HS)
6	Jalon Daniels	QB	6-0	220	Jr.	Lawndale, Calif. (Lawndale HS)
7	Gage Keys	DL	6-5	290	RS-So.	Hilliard, Ohio (Hilliard Davidson HS/Minnesota)
7	Trevor Wilson	WR	5-11	200	RS-Jr.	Tallahassee, Fla. (Amos P. Godby HS)
8	Kwinton Lassiter	CB	5-11	190	Sr.	Chandler, Ariz. (Free State HS (Kan.))
9	Jason Bean	QB	6-3	205	RS-Sr.	Mansfield, Texas (Lake Ridge HS/North Texas)
9	Austin Booker	DL	6-6	245	RS-So.	Greenwood, Ind. (Center Grove HS/Minnesota)
10	Jayson Gilliom	LB	6-2	220	RS-So.	Suwanee, Ga. (North Gwinnett HS)
11	Luke Grimm	WR	6-0	195	Jr.	Raymore, Mo. (Raymore-Peculiar HS)
12	Torry Locklin	RB	6-2	205	RS-Jr.	Rockdale, Texas (Rockdale HS)
13	Dylan Brooks	DE	6-4	240	RS-So.	Roanoke, Ala. (Handley HS/Auburn)
13	Keaton Kubecka	WR	6-2	205	Fr.	Austin, Texas (Westlake HS)
14	Jalen Dye	S	6-0	195	RS-So.	San Diego, Calif. (Cathedral Catholic HS/Palomar College)
14	Mikey Pauley	QB	6-3	215	RS-Fr.	Overland Park, Kan. (Blue Valley NW HS/Nebraska)
15	Cole Ballard	QB	6-2	225	Fr.	Westfield, Ind. (Westfield HS)
15	Craig Young	LB	6-3	225	RS-Sr.	Fort Wayne, Ind. (Wayne HS/Ohio State)
16	Logan Brantley	LB	6-2	210	Fr.	Denver, Colo. (Cherry Creek HS)
16	Ben Easters	QB	6-3	220	RS-So.	Brownsburg, Ind. (Brownsburg HS)
17	Jaden Hamm	TE	6-6	245	Fr.	Eudora, Kan. (Eudora HS)
17	Akili Hubbard	S	6-2	200	Jr.	Bellflower, Calif. (Bellflower HS/Golden West College)
18	Kalon Gervin	CB	5-11	195	RS-Sr.	Detroit, Mich. (Cass Technical HS/Michigan State)
18	Jack Jackson	QB	6-3	195	RS-So.	Dallas, Texas (Highland Park HS)
19	TJ Crews	QB	6-0	200	Fr.	Lenexa, Kan. (Chris Prep Academy)
19	Tristian Fletcher	LB	6-0	225	RS-So.	Cypress, Texas (Cy Ridge HS/Trinity Valley CC)
20	Donovan Gaines	LB	5-10	220	RS-So.	Moore, Okla. (Southmoore HS)
20	Daniel Hishaw Jr.	RB	5-10	220	RS-So.	Moore, Okla. (Moore HS)
22	Brian Dilworth	CB	5-11	185	RS-Fr.	Hollywood, Fla. (Chaminade-Madonna Prep)
23	Mason Ellis	S	6-2	205	RS-Fr.	Mulvane, Kan. (Mulvane HS)
24	Damarius McGhee	CB	6-0	170	RS-So.	Pensacola, Fla. (Pensacola Catholic HS/LSU)
24	Reis Vernon	P	6-2	185	Jr.	Bixby, Okla. (Bixby HS)
25	Dylan McDuffie	RB	6-0	215	RS-Sr.	Buffalo, N.Y. (Sweet Home HS/Buffalo/Georgia Tech)
25	Kaleb Purdy	S	5-11	185	RS-Fr.	St. Peters, Mo. (DeSmet Jesuit HS)
26	Krishawn Brown	LB	6-1	220	RS-So.	Tulsa, Okla. (Booker T. Washington HS)
26	Johnny Thompson, Jr.	RB	5-11	200	Fr.	Canoga Park, Calif. (Oaks Christian School)
27	Taylor Davis	S	6-0	195	Fr.	Missouri City, Texas (Ridge Point HS)
28	JB Brown	LB	6-2	230	Jr.	Hughes, Ark. (Har-Ber HS/Bowling Green)
28	Sevion Morrison	RB	6-0	215	Jr.	Tulsa, Okla. (Edison HS/Nebraska)
29	Jameel Croft	CB	6-0	180	Fr.	Detroit, Mich. (Martin Luther King HS)
29	Reece Thomas	WR	5-10	185	RS-So.	Lansing, Kan. (Lansing HS)
30	Rich Miller	LB	6-1	230	Sr.	Detroit, Mich. (Martin Luther King HS/Buffalo)
30	Carson Morgan	RB	6-0	205	Fr.	Bentonville, Ark. (Bentonville HS)
31	Landon Nelson	S	5-11	190	RS-So.	Maui, Hawaii (Valley HS)
32	Dylan Downing	LB	6-1	235	RS-Jr.	Kansas City, Kan. (Bishop Miege HS)
34	Owen Piepergerdes	K	6-6	250	RS-So.	Kansas City, Mo. (Rockhurst HS)
34	Alex Raich	LB	6-3	215	Jr.	Chur, Switzerland (Quader Schulhaus/Golden West College)
35	Billy Conaway	RB	6-2	215	RS-Jr.	Kansas City, Kan. (Shawnee Mission North/Butler CC)
35	Tony Terry	DE	6-5	265	Fr.	Jackson, Mo. (Jackson HS)
36	Isaiah Coppage	WR	6-0	205	Fr.	Shawnee Mission, Kan. (Bishop Miege HS)
36	Patrick Joyner Jr.	DE	6-3	255	RS-Sr.	Miami, Fla. (South Dade HS/Utah State)
37	Grayden Addison	P	5-11	220	RS-So.	Noblesville, Ind. (Noblesville HS)
37	Hayden Hatcher	DE	6-3	245	RS-Sr.	Council Bluffs, Iowa (Lewis Central HS)
38	Jack Schneider	RB	6-3	195	Fr.	Overland Park, Kan. (Blue Valley West HS)
39	Cole Mondl	LB	5-10	220	RS-So.	Lawrence, Kan. (Lawrence HS)
40	Tabor Allen	K	6-1	195	Jr.	Mansfield, Texas (Mansfield Lakeridge HS)
40	Devin Phillips	DL	6-2	315	RS-Sr.	Monroe, La. (Neville HS/Colorado State)
41	Hunter Luke	WR	5-10	175	Fr.	Westlake, Texas (Westlake HS)
41	Ezra Vedral	LB	6-2	215	Fr.	Omaha, Neb. (Creighton Prep HS)

ALPHABETICAL ROSTER

Name	Pos.	No.
Grayden Addison	P	37
Tabor Allen	K	40
Lawrence Arnold	WR	2
B		
Cole Ballard	QB	15
Lance Bassett	DL	98
Kobe Baynes	OL	70
Jason Bean	QB	9
Taiwan Berryhill	LB	6
Austin Booker	DL	9
Logan Brantley	LB	16
Jaydon Brittingham	DE	59
Dylan Brooks	DE	13
JB Brown	LB	28
Krishawn Brown	LB	26
Logan Brown	OL	52
Cobee Bryant	CB	2
Surahz Buncom	WR	86
OJ Burroughs	S	5
C		
Bryce Cabeldue	OL	77
Kenean Caldwell	DL	97
Marcus Calvin	DL	56
Jared Casey	TE	47
Calvin Clements	OL	75
Isaiah Coppage	WR	36
Billy Conaway	RB	35
Quinton Conley	WR	81
TJ Crews IV	QB	19
Jameel Croft	QB	29
D		
Jalon Daniels	QB	6
Jacoby Davis	CB	47
Taylor Davis	S	27
Brian Dilworth	CB	22
Mello Dotson	CB	3
Dylan Downing	LB	32
Emory Duggar	LS	51
Tommy Dunn Jr.	DL	92
Jalen Dye	S	14
E		
Ben Easters	QB	16
Jake Eisenhauer	OL	63
Mason Ellis	S	23
Doug Emilien	WR	5
F		
Mason Fairchild	TE	89
Kael Farkes	OL	58
Tristian Fletcher	LB	19
Michael Ford Jr.	OL	54
G		
Donovan Gaines	LB	20
Kalon Gervin	CB	18
Jayson Gilliom	S	10
Nolan Gorczca	OL	59
Marvin Grant	S	4
Damon Greaves	P	95
Luke Grimm	WR	11
H		
Jaden Hamm	TE	17
Hayden Hatcher	DE	37
Blake Herold	DL	94
Daniel Hishaw Jr.	RB	20
Luke Hosford	LS	60
Akili Hubbard	S	17
Will Huggins	TE	87
J		
Jack Jackson	QB	18
Patrick Joyner Jr.	DE	36

2023 ROSTER

No.	Name	Pos.	Ht.	Wt.	Yr.	Hometown (High School/Previous School)
43	Andrew Russell	S	6-2	200	RS-Sr.	Victor, N.Y. (Victor HS/Michigan)
44	Cornell Wheeler	LB	6-0	230	Jr.	West Bloomfield, Mich. (West Bloomfield HS/Michigan)
45	Trevor Kardell	TE	6-5	255	Jr.	Lee's Summit, Mo. (Lee's Summit West HS)
45	Dean Miller	DE	6-5	225	RS-So.	Los Angeles, Calif. (Cathedral HS/Coll. of the Canyons)
46	Dillon Mong	TE	6-7	235	Fr.	Shawnee Mission, Kan. (Shawnee Mission East HS)
46	Davion Westmoreland	DE	6-3	255	RS-So.	Griffin, Ga. (Griffin HS/Hutchinson CC)
47	Jared Casey	TE	6-0	255	Jr.	Plainville, Kan. (Plainville HS)
47	Jacoby Davis	CB	5-10	170	Fr.	Houston, Texas (North Shore Senior HS)
50	Mike Novitsky	OL	6-5	305	RS-Sr.	Victor, NY. (Victor HS/Buffalo)
51	Emory Duggar	LS	6-2	230	RS-So.	Baton Rouge, La. (Catholic HS)
52	Logan Brown	OL	6-6	315	RS-Jr.	Grand Rapids, Mich. (East Kentwood HS/Wisconsin)
52	D.J. Withers	DL	6-4	310	RS-So.	Little Rock, Ark. (Joe T. Robinson HS)
53	Caleb Taylor	DL	6-4	315	Jr.	St. Louis, Mo. (Staley HS)
54	Michael Ford Jr.	OL	6-3	305	Jr.	Homewood, Ill. (Homewood-Flossmoor HS)
55	Ar'maj Reed-Adams	OL	6-5	325	RS-So.	DeSoto, Texas (DeSoto HS)
56	Marcus Calvin	DL	6-2	320	Fr.	St. Petersburg, Fla. (Gibbs HS)
57	Hank Kelly	OL	6-4	295	RS-So.	Fayetteville, Ark. (Fayetteville HS)
58	Kael Farkes	OL	6-3	295	RS-Fr.	Lenexa, Kan. (Shawnee Mission Northwest HS)
59	Jaydon Brittingham	DE	6-3	250	Fr.	Lawrence, Kan. (Lawrence HS)
59	Nolan Gorczyca	OL	6-6	320	RS-So.	Omaha, Neb. (Roncalli Catholic HS/Buffalo)
60	Luke Hofsford	LS	6-2	230	RS-Jr.	Cuyahoga Falls, Ohio (Woodridge HS)
63	Jake Eisenhauer	OL	6-1	300	RS-So.	Salina, Kan. (Salina Central HS)
67	Dominick Puni	OL	6-5	320	RS-Sr.	St. Charles, Mo. (Francis Howell Central HS/Central Missouri)
70	Kobe Baynes	OL	6-4	315	RS-So.	Jacksonville, Fla. (Sandalwood HS/Louisville)
71	James Livingston	OL	6-7	305	RS-Fr.	Dexter, Mich. (Dexter HS)
71	Grady Seyfert	DL	6-1	280	Fr.	Beloit, Kan. (Beloit HS)
72	Danny Robinson	OL	6-5	315	RS-So.	Overland Park, Kan. (Blue Valley Northwest HS)
73	Dre Doiron	OL	6-4	305	RS-So.	London, Ontario (Catholic Central/Buffalo)
74	De'Kedrick Sterns	OL	6-4	320	RS-So.	Austin, Texas (Del Valle HS)
75	Calvin Clements	OL	6-7	315	Fr.	Lawrence, Kan. (Lawrence Free State HS)
76	Spencer Lovell	OL	6-6	325	RS-Jr.	Fort Collins, Colo. (Rocky Mountain HS/Arizona State/Cal)
77	Bryce Cabeldue	OL	6-6	315	Jr.	Clovis, N.M. (Clovis HS)
80	Mack Moeller	WR	6-3	210	RS-So.	Mission, Kan. (Bishop Miege HS)
81	Quinton Conley	TE	6-6	235	RS-Fr.	Kansas City, Mo. (Pembroke HS)
82	Isreal Moses	WR	6-2	185	Fr.	Minneapolis, Minn. (De La Salle HS)
84	Griffin Koch	WR	6-2	170	RS-Fr.	New Canaan, Conn. (IMG Academy)
85	Jarred Sample	WR	5-10	185	Fr.	Cypress, Texas (Cypress Ranch HS)
86	Surahz Buncom	WR	6-4	175	Fr.	Chula Vista, Calif. (Mater Dei Catholic)
87	Will Huggins	TE	6-7	250	RS-So.	Lenexa, Kan. (Shawnee Mission South HS)
88	Tevita Ahoafi-Noa	TE	6-4	250	RS-Sr.	Salt Lake City, Utah (Highland HS/Snow College)
89	Mason Fairchild	TE	6-5	260	Sr.	Andale, Kan. (Andale HS)
90	Jereme Robinson	DL	6-3	260	Jr.	Montgomery, Ala. (Carver HS)
91	Seth Keller	K	5-8	170	RS-Sr.	Colleyville, Texas (Covenant Christian HS/Texas St)
92	Tommy Dunn Jr.	DL	6-3	310	RS-So.	Garland, Texas (Naaman Forest HS)
93	Charlie Weinrich	K	5-11	205	RS-Fr.	Leawood, Kan. (Blue Valley HS/Nebraska)
94	Blake Herold	DL	6-3	280	Fr.	Shenandoah, Iowa (Shenandoah HS)
95	Damon Greaves	P	6-1	200	Fr.	Busselton, Australia
96	Cole Petrus	DE	6-4	240	RS-So.	St. Louis, Mo. (Vianney HS)
97	Kenean Caldwell	DL	6-3	325	RS-So.	Oak Grove, La. (Oak Grove HS)
98	Lance Bassett	DL	6-2	290	Fr.	Lawrence, Kan. (Lawrence HS)
99	Ronald McGee	DL	6-3	275	RS-Sr.	Sumter, S.C. (Sumter HS/Buffalo)

PRONUNCIATION GUIDE

Tanaka Scott	Tuh-nah-kuh	Mike Novitsky	No-vit-ski
Doug Emilien	Ee-million	Emory Duggar	Dug-er
Taiwan Berryhill	Tie-wan	Ar'maj Reed-Adams	Ar-mah-jay
Jayson Gilliom	Gill-ee-um	Kael Farkes	Far-kiss
Keaton Kubecka	Key-ton Cue-beck-uh	Nolan Gorczyca	Gor-sik-uh
Akili Hubbard	Uh-key-lee	Dominick Puni	Poo-knee
Kalon Gervin	Kay-len	Dre Doiron	Door-ee-in
Daniel Hishaw Jr.	High-shaw	Spencer Lovell	Love-ul
Sevion Morrison	Say-vee-on	Surahz Buncom	Sir-ahz Bun-com
Owen Piepergerdes	Pe-pur-ger-des	Tevita Ahoafi-Noa	Tuh-vee-tah Ah-ho-ah-fee Noah
Ezra Vedral	Vuh-drall		
Trevor Kardell	Car-dell		
Davion Westmoreland	Day-vee-on		

K

Trevor Kardell	TE	45
Seth Keller	K	91
Hank Kelly	OL	57
Gage Keys	DL	7
Griffin Koch	WR	84
Keaton Kubecka	WR	13

L

Kwinton Lassiter	CB	8
James Livingston	OL	71
Torry Locklin	RB	12
Kenny Logan Jr.	S	1
Spencer Lovell	OL	76
Hunter Luke	WR	41

M

Dylan McDuffie	RB	25
Ronald McGee	DL	99
Damarius McGhee	CB	24
Dean Miller	DE	45
Rich Miller	LB	30
Mack Moeller	TE	49
Cole Mondri	LB	39
Dillon Mong	TE	46
Carson Morgan	RB	30
Sevion Morrison	RB	28
Israel Moses	WR	82

N

Devin Neal	RB	4
Landon Nelson	S	31
Tevita Noa	TE	88
Mike Novitsky	C	50

P

Mikey Pauley	QB	14
Cole Petrus	DE	96
Devin Phillips	DL	40
Owen Piepergerdes	K	34
Dominick Puni	OL	67
Kaleb Purdy	S	25

R

Alex Raich	LB	34
Ar'maj Reed-Adams	OL	55
Danny Robinson	OL	72
Jereme Robinson	DL	90
Andrew Russell	S	43

S

Jarred Sample	WR	85
Jack Schneider	CB	38
Tanaka Scott	WR	3
Grady Seyfert	DL	71
Quentin Skinner	WR	0
De'Kedrick Sterns	OL	74

T

Caleb Taylor	DL	53
Tony Terry	DE	35
Reece Thomas	WR	29
Johnny Thompson Jr.	RB	26

V

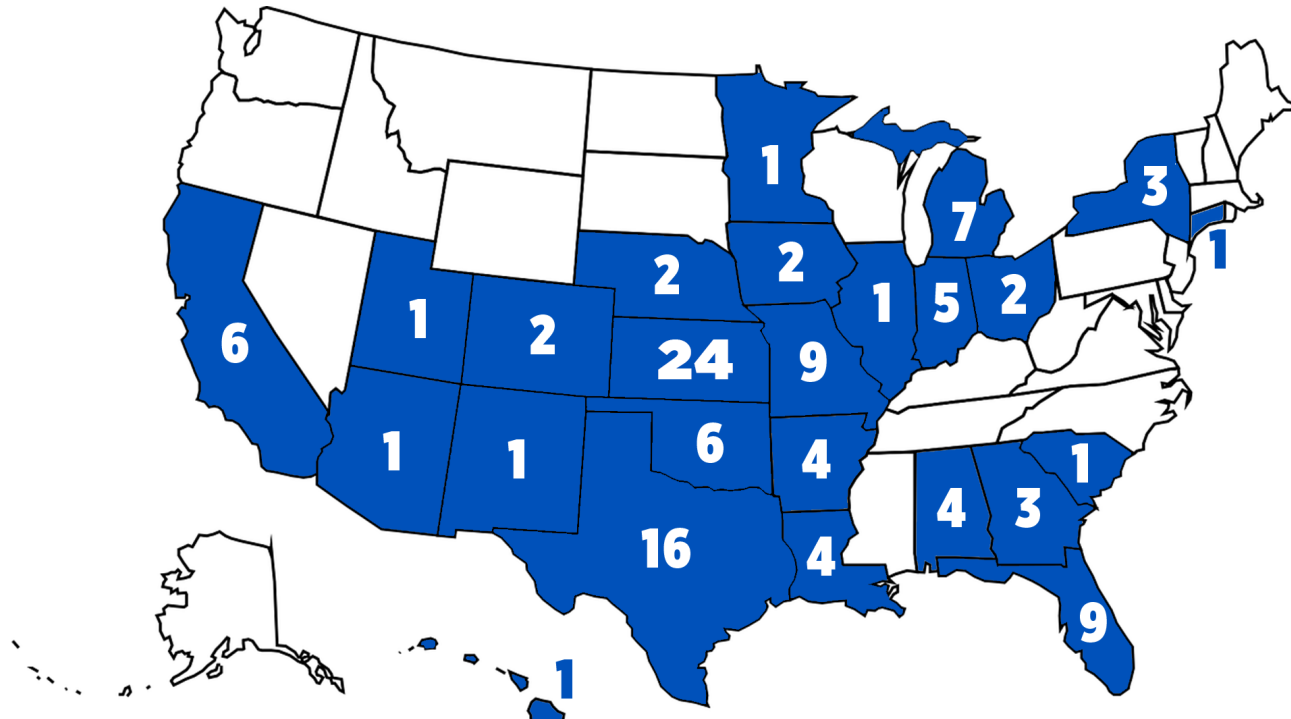
Ezra Vedral	LB	41
Reis Vernon	P	24

W

Charlie Weinrich	K	93
Davion Westmoreland	DE	46
Cornell Wheeler	LB	44
Trevor Wilson	WR	7
DJ Withers	DL	52

Y

Craig Young	LB	15
-------------	----	----



ALABAMA (4)

Cobee Bryant	Evergreen
Tanaka Scott	Mobile
Jereme Robinson	Montgomery
Dylan Brooks	Roanoke

ARKANSAS (4)

Carson Morgan	Bentonville
Hank Kelly	Fayetteville
JB Brown	Hughes
D.J. Withers	Little Rock

ARIZONA (1)

Kwinton Lassiter	Chandler
------------------	----------

CALIFORNIA (6)

Akili Hubbard	Bellflower
Johnny Thompson Jr.	Canoga Park
Surahz Buncom	Chula Vista
Jalon Daniels	Lawndale
Dean Miller	Los Angeles
Jalen Dye	San Diego

COLORADO (2)

Logan Brantley	Denver
Spencer Lovell	Fort Collins

CONNECTICUT (1)

Griffin Koch	New Canaan
--------------	------------

FLORIDA (9)

Mello Dotson	Daytona Beach
Doug Emilien	Fort Lauderdale
Brian Dilworth	Hollywood
Kobe Baynes	Jacksonville
Patrick Joyner Jr.	Miami
Damarius McGhee	Pensacola
Kenny Logan Jr.	St. Augustine
Marcus Calvin	St. Petersburg
Trevor Wilson	Tallahassee

GEORGIA (3)

Davion Westmoreland	Griffin
O.J. Burroughs	Savannah
Jayson Gilliom	Suwanee

HAWAII (1)

Landon Nelson	Maui
---------------	------

ILLINOIS (1)

Michael Ford Jr.	Homewood
------------------	----------

INDIANA (5)

Ben Easters	Brownsburg
Craig Young	Fort Wayne
Austin Booker	Greenwood
Grayden Addison	Noblesville
Cole Ballard	Westfield

IOWA (2)

Hayden Hatcher	Council Bluffs
Blake Herold	Shenandoah

KANSAS (24)

Mason Fairchild	Andale
Grady Seyfert	Beloit
Jaden Hamm	Eudora
Billy Conaway	Kansas City
Dylan Downing	Kansas City
Reece Thomas	Lansing
Lance Bassett	Lawrence
Jaydon Brittingham	Lawrence
Calvin Clements	Lawrence
Cole Mondl	Lawrence
Devin Neal	Lawrence
Charlie Weinrich	Leawood
TJ Crews IV	Lenexa
Kael Farkes	Lenexa
Will Huggins	Lenexa
Mack Moeller	Mission
Mason Ellis	Mulvane
Mikey Pauley	Overland Park
Danny Robinson	Overland Park
Jack Schneider	Overland Park
Jared Casey	Plainville
Jake Eisenhauer	Salina
Dillon Mong	Shawnee Mission
Isaiah Coppage	Shawnee Mission

LOUISIANA (4)

Emory Duggar	Baton Rouge
Devin Phillips	Monroe
Taiwan Berryhill	New Orleans
Kenean Caldwell	Oak Grove

MICHIGAN (7)

Jameel Croft	Detroit
Kalon Gervin	Detroit
Marvin Grant	Detroit
Rich Miller	Detroit
James Livingston	Dexter
Logan Brown	Grand Rapids
Cornell Wheeler	West Bloomfield

MINNESOTA (1)

Isreal Moses	Minneapolis
--------------	-------------

MISSOURI (9)

Tony Terry	Jackson
Quinton Conley	Kansas City
Owen Piepergerdes	Kansas City
Trevor Kardell	Lee's Summit
Luke Grimm	Raymore
Dominick Puni	St. Charles
Cole Petrus	St. Louis
Caleb Taylor	St. Louis
Kaleb Purdy	St. Peters

NEBRASKA (2)

Nolan Gorczyca	Omaha
Ezra Vedral	Omaha

NEW MEXICO (1)

Bryce Cabeldue	Clovis
----------------	--------

NEW YORK (3)

Dylan McDuffie	Buffalo
Mike Novitsky	Victor
Andrew Russell	Victor

OHIO (2)

Luke Hosford	Cuyahoga Falls
Gage Keys	Hilliard

OKLAHOMA (6)

Reis Vernon	Bixby
Quentin Skinner	Claremore
Donovan Gaines	Moore
Daniel Hishaw Jr.	Moore
Krishawn Brown	Tulsa
Sevion Morrison	Tulsa

SOUTH CAROLINA (1)

Ronald McGee	Sumter
--------------	--------

TEXAS (15)

Keaton Kubecka	Austin
Hunter Luke	Austin
De'Kedrick Sterns	Austin
Seth Keller	Colleyville
Tristian Fletcher	Cypress
Jared Sample	Cypress
Jack Jackson	Dallas
Lawrence Arnold	DeSoto
Armaj Reed-Adams	DeSoto
Tommy Dunn Jr.	Garland
Jacoby Davis	Houston
Tabor Allen	Mansfield
Jason Bean	Mansfield
Taylor Davis	Missouri City
Torry Locklin	Rockdale

UTAH (1)

Tevita Noa	Salt Lake City
------------	----------------

AUSTRALIA (1)

Damon Greaves	Busselton
---------------	-----------

CANADA (1)

Dre Doiron	London, Ontario
------------	-----------------

SWITZERLAND (1)

Alex Raich	Chur
------------	------



GAMES PLAYED AT KANSAS

OFFENSE

PLAYER	2023	CAREER
Mason Fairchild	3	47
Torry Locklin	3	32
Bryce Cabeldue	3	31
Luke Grimm	3	31
Lawrence Arnold	3	29
Trevor Kardell	3	28
Mike Novitsky	3	28
Quentin Skinner	3	27
Michael Ford Jr.	3	26
Jared Casey	3	25
Devin Neal	3	25
Jason Bean	3	24
Armaj Reed-Adams	3	23
Jalon Daniels	2	22
Trevor Wilson	3	17
Douglas Emilien	3	16
Daniel Hishaw, Jr.	3	16
Dominick Puni	3	16
Tanaka Scott	1	15
Sevion Morrison	2	13
Tevita Ahoafi-Noa	2	13
Will Huggins	1	8
Kobe Baynes	3	6
Deondre Doiron	1	4
Dylan McDuffie	3	3
Logan Brown	2	2
Keaton Kubecka	2	2
Spencer Lovell	2	2
Cole Ballard	1	1
Nolan Gorczyca	-	1
James Livingston	-	1
Mack Moeller	1	1

DEFENSE

PLAYER	2023	CAREER
Kenny Logan Jr.	3	48
Hayden Hatcher	3	41
Taiwan Berryhill	2	32
Mello Dotson	3	31
Jereme Robinson	3	31
Caleb Taylor	3	29
OJ Burroughs	3	28
Rich Miller	3	28
Cobee Bryant	3	26
Dylan Downing	3	24
Cornell Wheeler	2	21
Kenean Caldwell	3	19
Kwinton Lassiter	3	18
Donovan Gaines	3	17
Cole Petrus	3	17
Kalon Gervin	3	16
Marvin Grant	3	16
DJ Withers	3	16
Tommy Dunn, Jr.	3	15
Jayson Gilliom	3	15
Ronald McGee	-	13
Andrew Russell	1	13
Tristian Fletcher	1	5
Dean Miller	3	6
Davion Westmoreland	2	5
Jalen Dye	3	5
Alex Raich	3	5
Krishawn Brown	1	4
Landon Nelson	3	4
Brian Dilworth	-	2
Austin Booker	3	3
JB Brown	3	3
Mason Ellis	3	3
Patrick Joyner Jr.	3	3
Gage Keys	3	3
Devin Phillips	3	3
Logan Brantley	2	2
Dylan Brooks	2	2
Damarius McGhee	1	1
Kaleb Purdy	1	1

SPECIAL TEAMS

PLAYER	2023	CAREER
Tabor Allen	3	34
Reis Vernon	-	29
Luke Hosford	3	25
Emory Duggar	-	8
Owen Piepergerdes	1	4
Grayden Addison	3	6
Seth Keller	3	3
Damon Greaves	2	2


























CAREER STARTS AT KANSAS


























OFFENSE

PLAYER	POS.	YR.	STREAK	TOTAL	Starts By Year				
					2023	2022	2021	2020	2019
Mason Fairchild	TE	Sr.	12	32	3	12	9	6	2
Bryce Cabeldue	OL	Jr.	30	30	3	13	12	2	--
Mike Novitsky	OL	RS-Sr.	28	28	3	13	12	--	--
Michael Ford Jr.	OL	Jr.	27	27	3	13	11	--	--
Lawrence Arnold	WR	Jr.	25	26	3	13	9	1	--
Devin Neal	RB	Jr.	1	22	2	12	8	--	--
Jalon Daniels	QB	Jr.	2	20	2	9	3	6	--
Luke Grimm	WR	Jr.	0	19	1	10	6	2	--
Dominick Puni	OL	RS-Sr.	16	16	3	13	--	--	--
Jason Bean	QB	RS-Sr.	0	15	2	4	9	--	--
Jared Casey	TE	Jr.	1	10	2	7	1	0	--
Trevor Wilson	WR	RS-Jr.	0	8	1	0	7	--	--
Quentin Skinner	WR	Jr.	0	8	1	7	--	--	--
Armaj Reed-Adams	OL	RS-So.	2	5	2	0	0	3	--
Daniel Hishaw	RB	RS-So.	0	3	--	0	0	3	--
Trevor Kardell	TE	Jr.	1	3	1	0	2	0	--
Torry Locklin	RB	RS-Jr.	0	2	--	2	--	--	--
Douglas Emilien	WR	RS-So.	0	1	--	1	--	--	--
Kobe Baynes	OL	RS-So.	0	1	1	0	--	--	--
276 OFFENSE									
464 TOTAL									

DEFENSE

PLAYER	POS.	YR.	STREAK	TOTAL	Starts By Year				
					2023	2022	2021	2020	2019
Kenny Logan Jr.	S	Sr.	23	35	3	13	10	8	0
Rich Miller	LB	Sr.	25	25	3	13	9	--	--
Mello Dotson	CB	Jr.	18	24	3	13	8	0	--
Cobee Bryant	CB	Jr.	0	20	2	11	7	--	--
Taiwan Berryhill	LB	Jr.	0	19	1	13	4	1	--
OJ Burroughs	S	Jr.	0	14	--	13	1	--	--
Craig Young	LB	RS-Sr.	12	15	3	12	--	--	--
Kenean Caldwell	DL	RS-So.	0	7	--	0	7	0	--
Jereme Robinson	DL	Jr.	3	4	3	0	1	--	--
Caleb Taylor	DL	Jr.	0	4	--	0	4	0	--
Jayson Gilliom	S	RS-So.	0	3	--	0	3	--	--
Marvin Grant	S	RS-Jr.	3	3	3	0	--	--	--
Hayden Hatcher	DE	RS-Sr.	0	3	2	1	--	--	--
Devin Phillips	DL	RS-Sr.	3	3	3	--	--	--	--
JB Brown	LB	Jr.	2	2	2	--	--	--	--
Kalon Gervin	CB	RS-Sr.	0	2	--	2	--	--	--
DJ Withers	DL	RS-So.	1	2	2	0	--	--	--
Tommy Dunn Jr.	DL	RS-So.	0	1	1	--	--	--	--
Patrick Joyner Jr.	DL	RS-Sr.	1	1	1	--	--	--	--
Kwinton Lassiter	CB	Sr.	1	1	1	0	--	--	--
188 DEFENSE									
464 TOTAL									

LT		67 DOMINICK PUNI 6-5, 320, RS-Sr., 1L	<ul style="list-style-type: none"> Preseason All-Big 12 Second Team selection by Phil Steel and third team by Athlon...Honorable Mention All-Big 12 in 2022 after starting all 13 games at left guard...Transferred to Kansas from Central Missouri, where he started all 13 games at left tackle in 2019. 	Year	GP/GS				
				2023	3/3				
				Career	16/16				
LG		75 CALVIN CLEMENTS 6-7, 315, Fr., HS	<ul style="list-style-type: none"> Hometown product who arrived at KU as a three-star prospect and the No. 8 player in the state of Kansas by Rivals and 247Sports. 	Year	GP/GS				
				2023	2/2				
				Career	-/				
C		55 AR'MAJ REED-ADAMS 6-6, 315, RS-Jr., TR	<ul style="list-style-type: none"> Fourth-year member of the Kansas Football program...Started three games during the 2021 season and appeared in all 13 games of the 2022 season as a reserve...Three-star recruit out of DeSoto HS, where he was ranked the No. 72 prospect in the state of Texas. 	Year	GP/GS				
				2023	2/2				
				Career	22/5				
C		76 SPENCER LOVELL 6-6, 325, RS-Jr., TR	<ul style="list-style-type: none"> College football veteran who transferred to Kansas following one season at Cal and three at Arizona State...Suffered a season-ending injury in game three of the 2022 season vs. Notre Dame...Three-star prospect coming out of Rocky Mountain HS in Fort Collins, Colorado. 	Year	GP/GS				
				2023	2/0				
				Career	2/0				
C		50 MIKE NOVITSKY 6-5, 305, RS-Sr., 2L	<ul style="list-style-type: none"> Preseason All-Big 12 First Team selection...Selected to the Rimington Trophy Watch List for the fourth-consecutive season...Has started all 25 games at center for KU since arriving from Buffalo prior to the 2021 season...Didn't allow a sack and had just two QB hits in 846 snaps last season. 	Year	GP/GS				
				2023	3/3				
				Career	28/28				
C		73 DRE DOIRON 6-4, 305, RS-So., RS	<ul style="list-style-type: none"> Appeared in three games in 2022, his first at Kansas...Transferred to KU from Buffalo, where he started at right tackle in 10 games for the Bulls in 2021, appearing in all 12...Helped pave the way for a unit that averaged 195 rushing yards per game. 	Year	GP/GS				
				2023	1/0				
				Career	4/0				
RG		54 MICHAEL FORD 6-3, 305, Jr., 2L	<ul style="list-style-type: none"> Has started 24 straight games for the Jayhawks at right guard, dating back to Week 2 of the 2021 season...Transferred to Kansas from Buffalo, where he redshirted as a freshman...Was recruited to Buffalo from Homewood-Flossmoor HS in Illinois. 	Year	GP/GS				
				2023	3/3				
				Career	28/27				
RG		70 KOBE BAYNES 6-4, 315, RS-So., RS	<ul style="list-style-type: none"> Appeared in three games during the 2022 season after transferring to Kansas from Louisville during fall camp...Was the No. 124 player in the state of Florida coming out of Sandalwood HS in Jacksonville. 	Year	GP/GS				
				2023	3/1				
				Career	6/1				
RT		77 BRYCE CABELDUE 6-6, 315, Jr., 2L	<ul style="list-style-type: none"> Has started 27 consecutive games at right tackle, dating back to late in the 2020 season...Third-longest streak of starts on the roster heading into 2023 season...Was recruited to Kansas from Clovis HS in New Mexico. 	Year	GP/GS				
				2023	3/3				
				Career	32/30				
RT		52 LOGAN BROWN 6-6, 315, RS-Jr., TR	<ul style="list-style-type: none"> Transferred to Kansas in January 2023 following four seasons at Wisconsin...Appeared in 26 games for the Badgers, making three starts early in the 2022 season...Rated a five-star recruit by 247Sports and a four-star prospect by ESPN and Rivals. 	Year	GP/GS				
				2022	2/0				
				Career	2/0				
TE		89 MASON FAIRCHILD 6-5, 260, Sr., 4L	<ul style="list-style-type: none"> Three-year starter at tight end...Nominated for the Allstate AFCA Good Works Team...Preseason All-Big 12 Third Team selection (Athlon, Phil Steele) and on the John Mackey Award Preseason Watch List...All-Big 12 Second Team pick in 2022...Third-leading receiver (35 rec., 443 yds) and tied for the team lead with 6 TDs. 	Year	Rec.	Yds.	Avg.	TD	Long
				2023	8	111	13.9	0	29
				Career	63	771	12.2	7	48
TE		45 TREVOR KARDELL 6-5, 255, Jr., 2L	<ul style="list-style-type: none"> Has appeared in 24 games over the past two seasons...Hauled in five receptions last season, including a career-best three for 44 yards and his first career touchdown against Duke. 	Year	Rec.	Yds.	Avg.	TD	Long
				2023	2	22	11.0	0	15
				Career	12	173	14.4	1	44
TE		47 JARED CASEY 6-0, 255, Jr., 2L	<ul style="list-style-type: none"> Appeared in 13 games last season, making seven starts...Totaled 18 receptions for 224 yards and four touchdowns...Had a career-best four catches for 23 yards at Kansas State...In 2021, made the game-winning two-point conversion reception to defeat Texas, 57-56, in overtime. 	Year	Rec.	Yds.	Avg.	TD	Long
				2023	1	5	5.0	1	5
				Career	27	330	12.2	7	66
RB		4 DEVIN NEAL 5-11, 215, Jr., 2L	<ul style="list-style-type: none"> Surpassed 2,000 career rushing yards vs. Illinois...Preseason All-Big 12 First Team selection...On the watch list for the Maxwell Award and Doak Walker Award...Two-time All-Big 12 selection...Only returning 1,000-yard rusher in the Big 12...KU's first 1,000-yard rusher since 2019, finishing with 1,090 yards in 2022. 	Year	Att.	Yds.	Avg.	TD	Long
				2023	40	303	7.6	5	48
				Career	378	2,100	5.6	22	80
RB		20 DANIEL HISHAW JR. 5-10, 220, RS-So., 1L	<ul style="list-style-type: none"> Named to the Doak Walker Award Watch List and College Football Comeback Player of the Year Watch List...Appeared in five games in 2022 before suffering a season-ending injury...Rushed for 262 yards and five touchdowns and added 95 yards and a receiving touchdown last season before injury. 	Year	Att.	Yds.	Avg.	TD	Long
				2023	25	175	7.0	3	28
				Career	121	666	5.5	9	47
RB		25 DYLAN MCDUFFIE 6-0, 215, RS-Sr., TR	<ul style="list-style-type: none"> College football veteran, arrives in Lawrence after playing the 2022 season at Georgia Tech...Previously played four seasons at Buffalo, where he started his career under coach Lance Leipold...Has rushed for over 1,300 yards in his career, including 1,049 in 2021 at Buffalo. 	Year	Att.	Yds.	Avg.	TD	Long
				2023	18	72	4.0	1	17
				Career	18	72	4.0	1	17
RB		28 SEVION MORRISON 6-0, 215, Jr., 1L	<ul style="list-style-type: none"> Rushed for 165 yards in 12 games last season, averaging 7.2 yards per carry with one touchdown...Transferred to Kansas from Nebraska, where he appeared in seven games, rushing 30 times for 116 yards and a touchdown...Rushed for a school-record 4,009 yards at Edison HS in Tulsa. 	Year	Att.	Yds.	Avg.	TD	Long
				2023	8	41	5.1	1	9
				Career	31	206	6.6	2	40
QB		6 JALON DANIELS 6-0, 220, Jr., 3L	<ul style="list-style-type: none"> Preseason Big 12 Offensive Player of the Year...Named to watch lists for the Maxwell Award, Davey O'Brien Award, Walker Camp Award, Manning Award, Wuerffel Trophy and Johnny Unitas Golden Arm Award...Had an electric start to the 2022 season, guiding KU to a 5-0 record before suffering an injury. 	Year	Cmp	Att.	Pct.	Yds.	TD/Int.
				2023	42	56	75.0	575	2/1
				Career	351	555	63.2	4,167	28/12
QB		9 JASON BEAN 6-3, 205, RS-Sr., 2L	<ul style="list-style-type: none"> Has started 13 games over the past two seasons, throwing for better than 2,500 yards and 20 touchdowns...Threw for 200+ yards in five straight games in 2022, including two four-touchdown games...Began his career at North Texas for three seasons. 	Year	Cmp	Att.	Pct.	Yds.	TD/Int.
				2023	22	28	78.6	276	2/0
				Career	211	346	61.0	2,808	22/10
SL		11 LUKE GRIMM 6-0, 195, Jr., 2L	<ul style="list-style-type: none"> Recorded his 100th career reception vs. Illinois, becoming the 16th player in program history with 100+ receptions...Led the Jayhawks with 52 receptions and ranked second on the team with 623 receiving yards in 2022...Surpassed 1,000 yards for his career and enters 2022 nearing 100 career receptions. 	Year	Rec.	Yds.	Avg.	TD	Long
				2023	11	157	14.3	1	48
				Career	104	1,384	13.1	12	45
SL		5 DOUG EMILIEN 6-1, 190, RS-So., 1L	<ul style="list-style-type: none"> Appeared in all 13 games at KU in 2022, making two receptions including a 10-yard touchdown in the AutoZone Liberty Bowl vs. Arkansas...Transferred to Kansas from Minnesota following his redshirt freshman campaign. 	Year	Rec.	Yds.	Avg.	TD	Long
				2023	3	21	7.0	0	9
				Career	5	42	8.2	1	11
X		2 LAWRENCE ARNOLD 6-3, 200, Jr., 2L	<ul style="list-style-type: none"> Returning two-year starter and Preseason All-Big 12 Fourth Team selection (Athlon, Phil Steele)...Named to the Earl Campbell Tyler Rose Award Watch List...Led the Jayhawks with 716 receiving yards last season, averaging 16.3 yards per reception. 	Year	Rec.	Yds.	Avg.	TD	Long
				2023	14	212	15.1	0	52
				Career	91	1,289	14.2	7	60
X		3 TANAKA SCOTT 6-4, 210, RS-So., 1L	<ul style="list-style-type: none"> Played in 12 games in 2022, making eight receptions for 109 yards...Has played in 14 games as a Jayhawk...Three-star recruit by Rivals and 247Sports coming out of Murphy HS in Mobile, Alabama. 	Year	Rec.	Yds.	Avg.	TD	Long
				2023	1	8	8.0	0	8
				Career	9	117	13.0	0	52
Z		0 QUENTIN SKINNER 6-5, 195, RS-So., 2L	<ul style="list-style-type: none"> Breakthrough player in 2022, finishing fourth on the team with 26 receptions for 440 yards and five touchdowns...Had a career-high four receptions for 98 yards and two TDs vs. TCU...Played primarily special teams in 2021 after redshirting in 2020...Arrived at KU as a walk-on out of Claremore HS in Oklahoma. 	Year	Rec.	Yds.	Avg.	TD	Long
				2023	10	151	15.1	0	47
				Career	36	591	16.4	5	56
Z		7 TREVOR WILSON 5-11, 200, RS-Jr., 2L	<ul style="list-style-type: none"> Has appeared in 16 games across the past two seasons at KU...Arrived in Lawrence before the 2021 season after spending two seasons at Buffalo under coach Lance Leipold...Hauled in a touchdown vs. Baylor in his first season at KU. 	Year	Rec.	Yds.	Avg.	TD	Long
				2023	4	25	6.3	0	16
				Career	33	441	13.4	1	47

		90 JEROME ROBINSON 6-3, 260, Jr., 3L	<ul style="list-style-type: none"> Appeared in all 13 games in 2022, finishing with a career-high 34 tackles, 8.5 tackles for loss and 3.0 sacks... Forced and recovered two fumbles...Finished the season with a career-best 6 tackles against Arkansas in the AutoZone Liberty Bowl...Three-star prospect out of Carver HS in Alabama. 	<table border="1"> <thead> <tr> <th>Year</th> <th>U-A-T</th> <th>TFL-Yds.</th> <th>Sk-Yds.</th> <th>INT</th> <th>PD</th> <th>FF/R</th> </tr> </thead> <tbody> <tr> <td>2023</td> <td>5-0-5</td> <td>3-0-13</td> <td>3-0-13</td> <td>0</td> <td>0</td> <td>0/0</td> </tr> <tr> <td>Career</td> <td>36-20-56</td> <td>16-0-55</td> <td>7-0-39</td> <td>0</td> <td>0</td> <td>3/2</td> </tr> </tbody> </table>	Year	U-A-T	TFL-Yds.	Sk-Yds.	INT	PD	FF/R	2023	5-0-5	3-0-13	3-0-13	0	0	0/0	Career	36-20-56	16-0-55	7-0-39	0	0	3/2
Year	U-A-T	TFL-Yds.	Sk-Yds.	INT	PD	FF/R																			
2023	5-0-5	3-0-13	3-0-13	0	0	0/0																			
Career	36-20-56	16-0-55	7-0-39	0	0	3/2																			
DE		46 DAVION WESTMORELAND 6-3, 255, RS-So., RS	<ul style="list-style-type: none"> Played in three games down the stretch of the 2022 season...Recorded one tackle at Baylor and another vs. Texas...Played two seasons at Hutchinson CC, earning second team all-conference honors. 	<table border="1"> <thead> <tr> <th>Year</th> <th>U-A-T</th> <th>TFL-Yds.</th> <th>Sk-Yds.</th> <th>INT</th> <th>PD</th> <th>FF/R</th> </tr> </thead> <tbody> <tr> <td>2023</td> <td>1-1-2</td> <td>0-0-0</td> <td>0-0-0</td> <td>0</td> <td>0</td> <td>0/0</td> </tr> <tr> <td>Career</td> <td>2-2-4</td> <td>0-0-0</td> <td>0-0-0</td> <td>0</td> <td>0</td> <td>0/0</td> </tr> </tbody> </table>	Year	U-A-T	TFL-Yds.	Sk-Yds.	INT	PD	FF/R	2023	1-1-2	0-0-0	0-0-0	0	0	0/0	Career	2-2-4	0-0-0	0-0-0	0	0	0/0
Year	U-A-T	TFL-Yds.	Sk-Yds.	INT	PD	FF/R																			
2023	1-1-2	0-0-0	0-0-0	0	0	0/0																			
Career	2-2-4	0-0-0	0-0-0	0	0	0/0																			
		13 DYLAN BROOKS 6-4, 240, RS-So., TR	<ul style="list-style-type: none"> Transferred to Kansas from Auburn, where he appeared in nine games during the 2022 season...Redshirted his first season at Auburn...Highly recruited out of Handley HS in Roanoke, Alabama...Rated the No. 1 prospect in Alabama by ESPN, No. 2 by 247Sports. 	<table border="1"> <thead> <tr> <th>Year</th> <th>U-A-T</th> <th>TFL-Yds.</th> <th>Sk-Yds.</th> <th>INT</th> <th>PD</th> <th>FF/R</th> </tr> </thead> <tbody> <tr> <td>2023</td> <td>2-1-3</td> <td>1-0-4</td> <td>0</td> <td>0</td> <td>0</td> <td>0/0</td> </tr> <tr> <td>Career</td> <td>2-1-3</td> <td>1-0-4</td> <td>0</td> <td>0</td> <td>0</td> <td>0/0</td> </tr> </tbody> </table>	Year	U-A-T	TFL-Yds.	Sk-Yds.	INT	PD	FF/R	2023	2-1-3	1-0-4	0	0	0	0/0	Career	2-1-3	1-0-4	0	0	0	0/0
Year	U-A-T	TFL-Yds.	Sk-Yds.	INT	PD	FF/R																			
2023	2-1-3	1-0-4	0	0	0	0/0																			
Career	2-1-3	1-0-4	0	0	0	0/0																			
		92 TOMMY DUNN 6-3, 310, RS-So., 1L	<ul style="list-style-type: none"> Made his first career start against Illinois...Saw reserve action in all 13 games during the 2022 season...Had a career-high 3 tackles and one-half sack at Oklahoma...Came to Kansas as a three-star prospect out of Naaman Forest HS in Garland, Texas. 	<table border="1"> <thead> <tr> <th>Year</th> <th>U-A-T</th> <th>TFL-Yds.</th> <th>Sk-Yds.</th> <th>INT</th> <th>PD</th> <th>FF/R</th> </tr> </thead> <tbody> <tr> <td>2023</td> <td>1-1-2</td> <td>1-5-8</td> <td>1-0-7</td> <td>0</td> <td>0</td> <td>1/0</td> </tr> <tr> <td>Career</td> <td>8-3-11</td> <td>3-0-11</td> <td>1-5-9</td> <td>0</td> <td>0</td> <td>1/0</td> </tr> </tbody> </table>	Year	U-A-T	TFL-Yds.	Sk-Yds.	INT	PD	FF/R	2023	1-1-2	1-5-8	1-0-7	0	0	1/0	Career	8-3-11	3-0-11	1-5-9	0	0	1/0
Year	U-A-T	TFL-Yds.	Sk-Yds.	INT	PD	FF/R																			
2023	1-1-2	1-5-8	1-0-7	0	0	1/0																			
Career	8-3-11	3-0-11	1-5-9	0	0	1/0																			
DT		52 DJ WITHERS 6-4, 310, RS-So., 1L	<ul style="list-style-type: none"> Appeared as a reserve in all 13 games in 2022...Recorded a season-best 3 tackles against Texas and had at least one tackle in four different games...Three-star recruit out of Joe T. Robinson HS in Little Rock, Arkansas 	<table border="1"> <thead> <tr> <th>Year</th> <th>U-A-T</th> <th>TFL-Yds.</th> <th>Sk-Yds.</th> <th>INT</th> <th>PD</th> <th>FF/R</th> </tr> </thead> <tbody> <tr> <td>2023</td> <td>1-0-1</td> <td>1-0-2</td> <td>0-0-0</td> <td>0</td> <td>0</td> <td>0/0</td> </tr> <tr> <td>Career</td> <td>5-2-7</td> <td>2-0-3</td> <td>0-0-0</td> <td>0</td> <td>0</td> <td>0/0</td> </tr> </tbody> </table>	Year	U-A-T	TFL-Yds.	Sk-Yds.	INT	PD	FF/R	2023	1-0-1	1-0-2	0-0-0	0	0	0/0	Career	5-2-7	2-0-3	0-0-0	0	0	0/0
Year	U-A-T	TFL-Yds.	Sk-Yds.	INT	PD	FF/R																			
2023	1-0-1	1-0-2	0-0-0	0	0	0/0																			
Career	5-2-7	2-0-3	0-0-0	0	0	0/0																			
		97 KENEAN CALDWELL 6-3, 325, RS-So., 2L	<ul style="list-style-type: none"> Redshirted in 2022 after playing in 16 games during his first two seasons at Kansas...Recorded 13 tackles in 2021...Came to KU as a three-star recruit and the No. 37 recruit in Louisiana, playing at Oak Grove HS. 	<table border="1"> <thead> <tr> <th>Year</th> <th>U-A-T</th> <th>TFL-Yds.</th> <th>Sk-Yds.</th> <th>INT</th> <th>PD</th> <th>FF/R</th> </tr> </thead> <tbody> <tr> <td>2023</td> <td>2-1-3</td> <td>0-0</td> <td>0-0</td> <td>0</td> <td>0</td> <td>0/0</td> </tr> <tr> <td>Career</td> <td>9-7-16</td> <td>0-0</td> <td>0-0</td> <td>0</td> <td>0</td> <td>0/0</td> </tr> </tbody> </table>	Year	U-A-T	TFL-Yds.	Sk-Yds.	INT	PD	FF/R	2023	2-1-3	0-0	0-0	0	0	0/0	Career	9-7-16	0-0	0-0	0	0	0/0
Year	U-A-T	TFL-Yds.	Sk-Yds.	INT	PD	FF/R																			
2023	2-1-3	0-0	0-0	0	0	0/0																			
Career	9-7-16	0-0	0-0	0	0	0/0																			
DT		40 DEVIN PHILLIPS 6-2, 315, RS-Sr., TR	<ul style="list-style-type: none"> Transferred to Kansas as a four-year starter at the FBS level while at Colorado State...Preseason All-Big 12 Fourth Team selection by Phil Steele...Totaled 33 tackles, including 4.0 tackles for loss and 2.5 sacks in 2022. 	<table border="1"> <thead> <tr> <th>Year</th> <th>U-A-T</th> <th>TFL-Yds.</th> <th>Sk-Yds.</th> <th>INT</th> <th>PD</th> <th>FF/R</th> </tr> </thead> <tbody> <tr> <td>2023</td> <td>1-0-1</td> <td>0-0</td> <td>0-0</td> <td>0</td> <td>0</td> <td>0/0</td> </tr> <tr> <td>Career</td> <td>1-0-1</td> <td>0-0</td> <td>0-0</td> <td>0</td> <td>0</td> <td>0/0</td> </tr> </tbody> </table>	Year	U-A-T	TFL-Yds.	Sk-Yds.	INT	PD	FF/R	2023	1-0-1	0-0	0-0	0	0	0/0	Career	1-0-1	0-0	0-0	0	0	0/0
Year	U-A-T	TFL-Yds.	Sk-Yds.	INT	PD	FF/R																			
2023	1-0-1	0-0	0-0	0	0	0/0																			
Career	1-0-1	0-0	0-0	0	0	0/0																			
		7 GAGE KEYS 6-5, 290, RS-So., TR	<ul style="list-style-type: none"> Joined the Jayhawks in spring 2023 following three seasons at Minnesota...Made his Minnesota debut last season, appearing in seven games and totaling five tackles and one QBH...Consensus three-start recruit out of Hilliard Davidson HS in Hilliard, Ohio. 	<table border="1"> <thead> <tr> <th>Year</th> <th>U-A-T</th> <th>TFL-Yds.</th> <th>Sk-Yds.</th> <th>INT</th> <th>PD</th> <th>FF/R</th> </tr> </thead> <tbody> <tr> <td>2023</td> <td>1-2-3</td> <td>0-0-0</td> <td>0-0-0</td> <td>0</td> <td>0</td> <td>0/0</td> </tr> <tr> <td>Career</td> <td>1-2-3</td> <td>0-0-0</td> <td>0-0-0</td> <td>0</td> <td>0</td> <td>0/0</td> </tr> </tbody> </table>	Year	U-A-T	TFL-Yds.	Sk-Yds.	INT	PD	FF/R	2023	1-2-3	0-0-0	0-0-0	0	0	0/0	Career	1-2-3	0-0-0	0-0-0	0	0	0/0
Year	U-A-T	TFL-Yds.	Sk-Yds.	INT	PD	FF/R																			
2023	1-2-3	0-0-0	0-0-0	0	0	0/0																			
Career	1-2-3	0-0-0	0-0-0	0	0	0/0																			
		37 HAYDEN HATCHER 6-3, 245, RS-Sr., 2L	<ul style="list-style-type: none"> One of the longest-tenured players on the roster, now in his fifth season at KU after starting his career at Iowa Western CC...Appeared in all 13 games during the 2022 season, including his first career start at Oklahoma...Had a career-high 4 tackles at Houston. 	<table border="1"> <thead> <tr> <th>Year</th> <th>U-A-T</th> <th>TFL-Yds.</th> <th>Sk-Yds.</th> <th>INT</th> <th>PD</th> <th>FF/R</th> </tr> </thead> <tbody> <tr> <td>2023</td> <td>2-8-10</td> <td>2-5-4</td> <td>0-0-0</td> <td>0</td> <td>0</td> <td>0/0</td> </tr> <tr> <td>Career</td> <td>20-24-44</td> <td>5-5-10</td> <td>0-5-2</td> <td>0</td> <td>1</td> <td>0/1</td> </tr> </tbody> </table>	Year	U-A-T	TFL-Yds.	Sk-Yds.	INT	PD	FF/R	2023	2-8-10	2-5-4	0-0-0	0	0	0/0	Career	20-24-44	5-5-10	0-5-2	0	1	0/1
Year	U-A-T	TFL-Yds.	Sk-Yds.	INT	PD	FF/R																			
2023	2-8-10	2-5-4	0-0-0	0	0	0/0																			
Career	20-24-44	5-5-10	0-5-2	0	1	0/1																			
DE		36 PATRICK JOYNER JR. 6-3, 255, RS-Sr., TR	<ul style="list-style-type: none"> Graduate transfer who arrived in Lawrence after playing two seasons at Utah State and three at Miami (Fla.)...In 2022 at Uta State, totaled 31 tackles, including 3.0 tackles for loss, 1.0 sack and one pass breakup... Finished off his season with four tackles against Memphis in the ServPro First Responder Bowl. 	<table border="1"> <thead> <tr> <th>Year</th> <th>U-A-T</th> <th>TFL-Yds.</th> <th>Sk-Yds.</th> <th>INT</th> <th>PD</th> <th>FF/R</th> </tr> </thead> <tbody> <tr> <td>2023</td> <td>3-1-4</td> <td>1-0-1</td> <td>1-0-1</td> <td>0</td> <td>0</td> <td>0/0</td> </tr> <tr> <td>Career</td> <td>3-1-4</td> <td>1-0-1</td> <td>1-0-1</td> <td>0</td> <td>0</td> <td>0/0</td> </tr> </tbody> </table>	Year	U-A-T	TFL-Yds.	Sk-Yds.	INT	PD	FF/R	2023	3-1-4	1-0-1	1-0-1	0	0	0/0	Career	3-1-4	1-0-1	1-0-1	0	0	0/0
Year	U-A-T	TFL-Yds.	Sk-Yds.	INT	PD	FF/R																			
2023	3-1-4	1-0-1	1-0-1	0	0	0/0																			
Career	3-1-4	1-0-1	1-0-1	0	0	0/0																			
		9 AUSTIN BOOKER 6-6, 245, RS-So., TR	<ul style="list-style-type: none"> Arrived at Kansas in January after two seasons at Minnesota...Appeared in six games for the Gophers in 2022, totaling two tackles and 1.0 tackle for loss...Three-star recruit out of Center Grove HS in Greenwood, Indiana, where he was the No. 9 recruit in the state by 247Sports. 	<table border="1"> <thead> <tr> <th>Year</th> <th>U-A-T</th> <th>TFL-Yds.</th> <th>Sk-Yds.</th> <th>INT</th> <th>PD</th> <th>FF/R</th> </tr> </thead> <tbody> <tr> <td>2023</td> <td>2-1-3</td> <td>2-0-13</td> <td>2-0-13</td> <td>0</td> <td>0</td> <td>0/0</td> </tr> <tr> <td>Career</td> <td>2-1-3</td> <td>2-0-13</td> <td>2-0-13</td> <td>0</td> <td>0</td> <td>0/0</td> </tr> </tbody> </table>	Year	U-A-T	TFL-Yds.	Sk-Yds.	INT	PD	FF/R	2023	2-1-3	2-0-13	2-0-13	0	0	0/0	Career	2-1-3	2-0-13	2-0-13	0	0	0/0
Year	U-A-T	TFL-Yds.	Sk-Yds.	INT	PD	FF/R																			
2023	2-1-3	2-0-13	2-0-13	0	0	0/0																			
Career	2-1-3	2-0-13	2-0-13	0	0	0/0																			
LB		15 CRAIG YOUNG 6-3, 225, RS-Sr., 1L	<ul style="list-style-type: none"> Started 12 of 13 games in 2022, his first season at Kansas after transferring from Ohio State...Earned Preseason All-Big 12 Fourth Team honors from Phil Steele and Athlon Sports...Ranked third on the team with 4.5 sacks and second with 4.5 sacks as a junior...Three-star prospect out of Wayne HS in Fort Wayne, Indiana. 	<table border="1"> <thead> <tr> <th>Year</th> <th>U-A-T</th> <th>TFL-Yds.</th> <th>Sk-Yds.</th> <th>INT</th> <th>PD</th> <th>FF/R</th> </tr> </thead> <tbody> <tr> <td>2023</td> <td>8-1-9</td> <td>1-0-1</td> <td>1-0-1</td> <td>0</td> <td>0</td> <td>0/0</td> </tr> <tr> <td>Career</td> <td>50-19-69</td> <td>6-5-27</td> <td>5-5-24</td> <td>1</td> <td>4</td> <td>1/0</td> </tr> </tbody> </table>	Year	U-A-T	TFL-Yds.	Sk-Yds.	INT	PD	FF/R	2023	8-1-9	1-0-1	1-0-1	0	0	0/0	Career	50-19-69	6-5-27	5-5-24	1	4	1/0
Year	U-A-T	TFL-Yds.	Sk-Yds.	INT	PD	FF/R																			
2023	8-1-9	1-0-1	1-0-1	0	0	0/0																			
Career	50-19-69	6-5-27	5-5-24	1	4	1/0																			
		10 JAYSON GILLIOM 6-2, 220, RS-So., RS	<ul style="list-style-type: none"> Missed the 2022 season due to injury...Appeared in 12 games as a true freshman, making three starts... Had a career-best two tackles on four occasions...Composite three-star recruit by 247Sports and a top-20 recruit in Georgia coming out of North Gwinnett HS. 	<table border="1"> <thead> <tr> <th>Year</th> <th>U-A-T</th> <th>TFL-Yds.</th> <th>Sk-Yds.</th> <th>INT</th> <th>PD</th> <th>FF/R</th> </tr> </thead> <tbody> <tr> <td>2023</td> <td>2-0-2</td> <td>0-0</td> <td>0-0</td> <td>0</td> <td>0</td> <td>0/0</td> </tr> <tr> <td>Career</td> <td>14-1-15</td> <td>0-0</td> <td>0-0</td> <td>0</td> <td>0</td> <td>0/0</td> </tr> </tbody> </table>	Year	U-A-T	TFL-Yds.	Sk-Yds.	INT	PD	FF/R	2023	2-0-2	0-0	0-0	0	0	0/0	Career	14-1-15	0-0	0-0	0	0	0/0
Year	U-A-T	TFL-Yds.	Sk-Yds.	INT	PD	FF/R																			
2023	2-0-2	0-0	0-0	0	0	0/0																			
Career	14-1-15	0-0	0-0	0	0	0/0																			
LB		30 RICH MILLER 6-1, 230, RS-Sr., 2L	<ul style="list-style-type: none"> Two-year starter at Kansas after transferring from Buffalo, where he started his career under coach Lance Leipold...Preseason All-Big 12 Third Team selection by Athlon Sports...Earned Honorable Mention All-Big 12 in 2021...Ranked second on the team with 94 tackles (56 solo, 38 assist) in 2022. 	<table border="1"> <thead> <tr> <th>Year</th> <th>U-A-T</th> <th>TFL-Yds.</th> <th>Sk-Yds.</th> <th>INT</th> <th>PD</th> <th>FF/R</th> </tr> </thead> <tbody> <tr> <td>2023</td> <td>12-3-15</td> <td>1-5-5</td> <td>0-0</td> <td>0</td> <td>0</td> <td>0/0</td> </tr> <tr> <td>Career</td> <td>125-63-188</td> <td>9-5-37</td> <td>2-0-18</td> <td>1</td> <td>3</td> <td>1/1</td> </tr> </tbody> </table>	Year	U-A-T	TFL-Yds.	Sk-Yds.	INT	PD	FF/R	2023	12-3-15	1-5-5	0-0	0	0	0/0	Career	125-63-188	9-5-37	2-0-18	1	3	1/1
Year	U-A-T	TFL-Yds.	Sk-Yds.	INT	PD	FF/R																			
2023	12-3-15	1-5-5	0-0	0	0	0/0																			
Career	125-63-188	9-5-37	2-0-18	1	3	1/1																			
		44 CORNELL WHEELER 6-0, 230, Jr., 1L	<ul style="list-style-type: none"> Appeared in 19 games over his two seasons at Kansas, primarily on special teams...Transferred to KU from Michigan ahead of the 2021 season...Four-star prospect by Rivals and the No. 5 prospect in Michigan coming out of West Bloomfield HS. 	<table border="1"> <thead> <tr> <th>Year</th> <th>U-A-T</th> <th>TFL-Yds.</th> <th>Sk-Yds.</th> <th>INT</th> <th>PD</th> <th>FF/R</th> </tr> </thead> <tbody> <tr> <td>2023</td> <td>2-1-3</td> <td>0-0</td> <td>0-0</td> <td>0</td> <td>0</td> <td>0/0</td> </tr> <tr> <td>Career</td> <td>2-2-4</td> <td>0-0</td> <td>0-0</td> <td>0</td> <td>0</td> <td>0/0</td> </tr> </tbody> </table>	Year	U-A-T	TFL-Yds.	Sk-Yds.	INT	PD	FF/R	2023	2-1-3	0-0	0-0	0	0	0/0	Career	2-2-4	0-0	0-0	0	0	0/0
Year	U-A-T	TFL-Yds.	Sk-Yds.	INT	PD	FF/R																			
2023	2-1-3	0-0	0-0	0	0	0/0																			
Career	2-2-4	0-0	0-0	0	0	0/0																			
LB		28 JB BROWN 6-2, 230, Jr., TR	<ul style="list-style-type: none"> Transferred to Kansas after three seasons at Bowling Green...Appeared in all 30 games at BGSU over the past three seasons...Ranked fifth on the team with 53 tackles in 2022, including 4.5 tackles for loss and 1.5 sacks...Recruited to BGSU out of Har-Ber HS in Hughes, Arkansas. 	<table border="1"> <thead> <tr> <th>Year</th> <th>U-A-T</th> <th>TFL-Yds.</th> <th>Sk-Yds.</th> <th>INT</th> <th>PD</th> <th>FF/R</th> </tr> </thead> <tbody> <tr> <td>2023</td> <td>7-6-13</td> <td>4-0-22</td> <td>1-0-6</td> <td>0</td> <td>1</td> <td>1/0</td> </tr> <tr> <td>Career</td> <td>7-6-13</td> <td>4-0-22</td> <td>1-0-6</td> <td>0</td> <td>1</td> <td>1/0</td> </tr> </tbody> </table>	Year	U-A-T	TFL-Yds.	Sk-Yds.	INT	PD	FF/R	2023	7-6-13	4-0-22	1-0-6	0	1	1/0	Career	7-6-13	4-0-22	1-0-6	0	1	1/0
Year	U-A-T	TFL-Yds.	Sk-Yds.	INT	PD	FF/R																			
2023	7-6-13	4-0-22	1-0-6	0	1	1/0																			
Career	7-6-13	4-0-22	1-0-6	0	1	1/0																			
		6 TAIWAN BERRYHILL JR. 6-2, 230, Jr., 2L	<ul style="list-style-type: none"> Started all 13 games at linebacker in 2022...Ranked ninth on the team in tackles, totaling 46 (28 solo, 18 assist) on the year...Added 6.0 tackles for loss and 2.0 sacks...Has appeared in 30 consecutive games... Three-star recruit by all outlets coming out of St. Augustine HS in New Orleans. 	<table border="1"> <thead> <tr> <th>Year</th> <th>U-A-T</th> <th>TFL-Yds.</th> <th>Sk-Yds.</th> <th>INT</th> <th>PD</th> <th>FF/R</th> </tr> </thead> <tbody> <tr> <td>2023</td> <td>3-3-6</td> <td>0-5-0</td> <td>0</td> <td>0</td> <td>0</td> <td>0/0</td> </tr> <tr> <td>Career</td> <td>48-40-88</td> <td>6-5-22</td> <td>2-0-13</td> <td>0</td> <td>1</td> <td>0/0</td> </tr> </tbody> </table>	Year	U-A-T	TFL-Yds.	Sk-Yds.	INT	PD	FF/R	2023	3-3-6	0-5-0	0	0	0	0/0	Career	48-40-88	6-5-22	2-0-13	0	1	0/0
Year	U-A-T	TFL-Yds.	Sk-Yds.	INT	PD	FF/R																			
2023	3-3-6	0-5-0	0	0	0	0/0																			
Career	48-40-88	6-5-22	2-0-13	0	1	0/0																			
CB		2 COBEE BRYANT 6-0, 170, Jr., 2L	<ul style="list-style-type: none"> All-Big 12 First Team selection in 2022...Named to 2023 Watch Lists for Bronko Nagurski Trophy, Lott IMPACT Award, Chuck Bednarik Award and Jim Thorpe Award...Named Big 12 Defensive Player of the Week following an overtime interception to secure KU's victory at West Virginia in Week 2 of 2022 season. 	<table border="1"> <thead> <tr> <th>Year</th> <th>U-A-T</th> <th>TFL-Yds.</th> <th>Sk-Yds.</th> <th>INT</th> <th>PD</th> <th>FF/R</th> </tr> </thead> <tbody> <tr> <td>2023</td> <td>4-1-5</td> <td>1-0-5</td> <td>0-0</td> <td>1</td> <td>1</td> <td>0/0</td> </tr> <tr> <td>Career</td> <td>55-9-64</td> <td>2-5-7</td> <td>0-0</td> <td>6</td> <td>11</td> <td>0/1</td> </tr> </tbody> </table>	Year	U-A-T	TFL-Yds.	Sk-Yds.	INT	PD	FF/R	2023	4-1-5	1-0-5	0-0	1	1	0/0	Career	55-9-64	2-5-7	0-0	6	11	0/1
Year	U-A-T	TFL-Yds.	Sk-Yds.	INT	PD	FF/R																			
2023	4-1-5	1-0-5	0-0	1	1	0/0																			
Career	55-9-64	2-5-7	0-0	6	11	0/1																			
		18 KALON GERVIN 5-11, 195, RS-Sr., 1L	<ul style="list-style-type: none"> Saw action in all 13 games for KU in 2022, his first season with the Jayhawks after transferring in from Michigan State...Ranked fourth on the team with four passes defended while adding 21 tackles and 1.0 tackle for loss. 	<table border="1"> <thead> <tr> <th>Year</th> <th>U-A-T</th> <th>TFL-Yds.</th> <th>Sk-Yds.</th> <th>INT</th> <th>PD</th> <th>FF/R</th> </tr> </thead> <tbody> <tr> <td>2023</td> <td>2-0-2</td> <td>0-0</td> <td>0-0</td> <td>0</td> <td>1</td> <td>0/0</td> </tr> <tr> <td>Career</td> <td>19-4-23</td> <td>1-0-1</td> <td>0-0-0</td> <td>0</td> <td>5</td> <td>0/0</td> </tr> </tbody> </table>	Year	U-A-T	TFL-Yds.	Sk-Yds.	INT	PD	FF/R	2023	2-0-2	0-0	0-0	0	1	0/0	Career	19-4-23	1-0-1	0-0-0	0	5	0/0
Year	U-A-T	TFL-Yds.	Sk-Yds.	INT	PD	FF/R																			
2023	2-0-2	0-0	0-0	0	1	0/0																			
Career	19-4-23	1-0-1	0-0-0	0	5	0/0																			
S		4 MARVIN GRANT 6-2, 210, RS-Jr., 1L	<ul style="list-style-type: none"> Appeared in all 13 games during the 2022 season, his first at KU after transferring in from Purdue...Ranked sixth on the team with 52 tackles (34 solo, 18 assist)...Four-star recruit by all outlets out of Martin Luther King HS in Detroit. 	<table border="1"> <thead> <tr> <th>Year</th> <th>U-A-T</th> <th>TFL-Yds.</th> <th>Sk-Yds.</th> <th>INT</th> <th>PD</th> <th>FF/R</th> </tr> </thead> <tbody> <tr> <td>2023</td> <td>6-6-12</td> <td>3-0-3</td> <td>0-0-0</td> <td>0</td> <td>1</td> <td>1/0</td> </tr> <tr> <td>Career</td> <td>40-23-63</td> <td>5-0-5</td> <td>0-0-0</td> <td>0</td> <td>2</td> <td>2/0</td> </tr> </tbody> </table>	Year	U-A-T	TFL-Yds.	Sk-Yds.	INT	PD	FF/R	2023	6-6-12	3-0-3	0-0-0	0	1	1/0	Career	40-23-63	5-0-5	0-0-0	0	2	2/0
Year	U-A-T	TFL-Yds.	Sk-Yds.	INT	PD	FF/R																			
2023	6-6-12	3-0-3	0-0-0	0	1	1/0																			
Career	40-23-63	5-0-5	0-0-0	0	2	2/0																			
		5 O.J. BURROUGHS 5-10, 185, Jr., 2L	<ul style="list-style-type: none"> Started all 13 games at safety in 2022...Finished the season with a career-high 8 tackles and an interception against Arkansas in the AutoZone Liberty Bowl, earning the Outstanding Defensive Player honor...Three-star recruit out of IMG Academy and Savannah, Georgia. 	<table border="1"> <thead> <tr> <th>Year</th> <th>U-A-T</th> <th>TFL-Yds.</th> <th>Sk-Yds.</th> <th>INT</th> <th>PD</th> <th>FF/R</th> </tr> </thead> <tbody> <tr> <td>2023</td> <td>5-0-5</td> <td>0-0-0</td> <td>0-0-0</td> <td>0</td> <td>1</td> <td>0/0</td> </tr> <tr> <td>Career</td> <td>61-15-76</td> <td>0-5-1</td> <td>0-0-0</td> <td>3</td> <td>9</td> <td>2/0</td> </tr> </tbody> </table>	Year	U-A-T	TFL-Yds.	Sk-Yds.	INT	PD	FF/R	2023	5-0-5	0-0-0	0-0-0	0	1	0/0	Career	61-15-76	0-5-1	0-0-0	3	9	2/0
Year	U-A-T	TFL-Yds.	Sk-Yds.	INT	PD	FF/R																			
2023	5-0-5	0-0-0	0-0-0	0	1	0/0																			
Career	61-15-76	0-5-1	0-0-0	3	9	2/0																			
S		1 KENNY LOGAN JR. 6-0, 210, Sr., 4L	<ul style="list-style-type: none"> Most veteran member on the 2023 Kansas Football team, having played 45 games as a Jayhawk entering the season...Has led KU in tackles in each of the past three seasons, including back-to-back 100+ tackle seasons...On preseason watch list for the Paul Hornung Award for the third-straight season. 	<table border="1"> <thead> <tr> <th>Year</th> <th>U-A-T</th> <th>TFL-Yds.</th> <th>Sk-Yds.</th> <th>INT</th> <th>PD</th> <th>FF/R</th> </tr> </thead> <tbody> <tr> <td>2023</td> <td>10-8-18</td> <td>3-50-8</td> <td>0-0-0</td> <td>0</td> <td>0</td> <td>1/0</td> </tr> <tr> <td>Career</td> <td>212-98-310</td> <td>10-0-27</td> <td>1-0-6</td> <td>5</td> <td>18</td> <td>5/2</td> </tr> </tbody> </table>	Year	U-A-T	TFL-Yds.	Sk-Yds.	INT	PD	FF/R	2023	10-8-18	3-50-8	0-0-0	0	0	1/0	Career	212-98-310	10-0-27	1-0-6	5	18	5/2
Year	U-A-T	TFL-Yds.	Sk-Yds.	INT	PD	FF/R																			
2023	10-8-18	3-50-8	0-0-0	0	0	1/0																			
Career	212-98-310	10-0-27	1-0-6	5	18	5/2																			
		14 JALEN DYE 6-0, 195, RS-So., RS	<ul style="list-style-type: none"> Redshirted his first season at Kansas after transferring in from Palomar College, where he earned all-conference honors...Son of former Major League Baseball player Jermaine Dye, who played five seasons with the Kansas City Royals. 	<table border="1"> <thead> <tr> <th>Year</th> <th>U-A-T</th> <th>TFL-Yds.</th> <th>Sk-Yds.</th> <th>INT</th> <th>PD</th> <th>FF/R</th> </tr> </thead> <tbody> <tr> <td>2023</td> <td>0-0-0</td> <td>0-0-0</td> <td>0</td> <td>0</td> <td>1</td> <td>0/0</td> </tr> <tr> <td>Career</td> <td>0-0-0</td> <td>0-0-0</td> <td>0</td> <td>0</td> <td>1</td> <td>0/0</td> </tr> </tbody> </table>	Year	U-A-T	TFL-Yds.	Sk-Yds.	INT	PD	FF/R	2023	0-0-0	0-0-0	0	0	1	0/0	Career	0-0-0	0-0-0	0	0	1	0/0
Year	U-A-T	TFL-Yds.	Sk-Yds.	INT	PD	FF/R																			
2023	0-0-0	0-0-0	0	0	1	0/0																			
Career	0-0-0	0-0-0	0	0	1	0/0																			
		3 MELLO DOTSON 6-1, 190, Jr., 2L	<ul style="list-style-type: none"> Started all 13 games at cornerback in 2022 and has started 15 consecutive games...Ranked fifth on the team with 54 tackles (41 solo, 13 assist) in 2022 and was tied for second with two interceptions...Three-star prospect out of Mainland HS in Daytona Beach, Florida. 	<table border="1"> <thead> <tr> <th>Year</th> <th>U-A-T</th> <th>TFL-Yds.</th> <th>Sk-Yds.</th> <th>INT</th> <th>PD</th> <th>FF/R</th> </tr> </thead> <tbody> <tr> <td>2023</td> <td>7-1-8</td> <td>1-0-2</td> <td>0-0-0</td> <td>0</td> <td>2</td> <td>0/0</td> </tr> <tr> <td>Career</td> <td>70-18-88</td> <td>2-0-4</td> <td>0-0-0</td> <td>3</td> <td>11</td> <td>1/1</td> </tr> </tbody> </table>	Year	U-A-T	TFL-Yds.	Sk-Yds.	INT	PD	FF/R	2023	7-1-8	1-0-2	0-0-0	0	2	0/0	Career	70-18-88	2-0-4	0-0-0	3	11	1/1
Year	U-A-T	TFL-Yds.	Sk-Yds.	INT	PD	FF/R																			
2023	7-1-8	1-0-2	0-0-0	0	2	0/0																			
Career	70-18-88	2-0-4	0-0-0	3	11	1/1																			
CB		8 KWINTON LASSITER 5-11, 190, Sr., 2L	<ul style="list-style-type: none"> Appeared in all 13 games in 2022, primarily on special teams...Played two seasons at Butler CC...Son of the late Kwamie Lassiter, who played at KU from 1992-94 before a lengthy NFL career...Brother Kwamie Lassiter II played at KU from 2016-21 and currently plays for the NFL's Cincinnati Bengals. 	<table border="1"> <thead> <tr> <th>Year</th> <th>U-A-T</th> <th>TFL-Yds.</th> <th>Sk-Yds.</th> <th>INT</th> <th>PD</th> <th>FF/R</th> </tr> </thead> <tbody> <tr> <td>2023</td> <td>1-1-2</td> <td>0-5-2</td> <td>0-0-0</td> <td>2</td> <td>0</td> <td>0/0</td> </tr> <tr> <td>Career</td> <td>6-1-7</td> <td>0-5-2</td> <td>0-0-0</td> <td>2</td> <td>0</td> <td>0/0</td> </tr> </tbody> </table>	Year	U-A-T	TFL-Yds.	Sk-Yds.	INT	PD	FF/R	2023	1-1-2	0-5-2	0-0-0	2	0	0/0	Career	6-1-7	0-5-2	0-0-0	2	0	0/0
Year	U-A-T	TFL-Yds.	Sk-Yds.	INT	PD	FF/R																			
2023	1-1-2	0-5-2	0-0-0	2	0	0/0																			
Career	6-1-7	0-5-2	0-0-0	2	0	0/0																			



0

QUENTIN SKINNER

Wide Receiver | 6'5" | 195 | 2L | Jr.
Claremore, Okla. | Claremore HS

Notables:

- Matched his career-high with four receptions at Nevada (9-16-23)
- Had at least one reception in 12-of-13 games as a sophomore
- Hauled in two touchdowns on four recptions against TCU (10-8-22)

Career Receiving Stats

Date	Opponent	No.	Yds.	TD	Avg.
9-2-22	Tennessee Tech	1	56	0	56.0
9-10-22	at West Virginia	3	50	1	16.7
9-17-22	at Houston	1	-1	0	-1.0
9-24-22	Duke	2	19	0	9.5
10-1-22	Iowa State	1	10	0	10.0
10-8-22	TCU	4	98	2	24.5
10-15-22	at Oklahoma	1	7	0	7.0
10-22-22	at Baylor	4	66	1	16.5
11-5-22	Oklahoma State	1	4	0	4.0
11-12-22	at Texas Tech	3	29	1	9.7
11-19-22	Texas	4	98	0	24.5
12-28-22	vs. Arkansas	1	4	0	4.0
2022		26	440	5	16.9
9-1-23	Missouri State	4	77	0	19.3
9-8-23	Illinois	2	24	0	12.0
9-16-23	at Nevada	4	50	0	12.5
2023		10	151	0	15.1
Career		36	591	5	16.4

Career Highs: Receptions - 4 (Five Times, MR at Nevada, 9-16-23), Yards - 98 (Two Times, MR vs. Texas, 11-19-22), Touchdowns - 2 (vs. TCU, 10-8-22).

Career Rushing Stats

Date	Opponent	No.	Yds.	TD	Avg.
9-17-22	at Houston	1	18	0	18.0
10-8-22	TCU	1	8	0	8.0
10-15-22	at Oklahoma	1	20	0	20.0
2022		3	46	0	15.3
9-8-23	Illinois	1	2	0	2.0
Career		4	48	0	12.0

Career Highs: Rushes - 2 (at Oklahoma, 11-7-20), Yards - 12 (at Oklahoma, 11-7-20)



1

KENNY LOGAN JR.

Safety | 6'0" | 210 | 4L | Sr.
St. Augustine, Fla. | Menendez HS

Notables:

- Recorded 2.5 tackles for loss at Nevada (9-16-23), a new career-high.
- No. 5 among active FBS players for career tackles (310) and second among active players for solo tackles (212). Both marks are tops among active FBS safeties
- Preseason All-Big 12 selection by Phil Steele and Athlon Sports...Named to the Paul Hornung Award Watch List
- KU's leading tackler in each of the past three seasons, with 100+ tackles each during the 2021 and 2022 seasons

Career Defensive Stats

Date	Opponent	UA-At-TT	TFL	Sack	Int.	PD	FF/R
9-13-19	at Boston College	3-0-3	0-0	0-0	0	0	0/0
10-26-19	Texas Tech	2-1-3	0-0	0-0	0	0	0/0
11-2-19	K-State	2-1-3	0-0	0-0	0	0	0/0
11-16-19	at Oklahoma State	1-1-2	0-0	0-0	0	0	0/0
11-23-19	at Iowa State	1-0-1	0-0	0-0	0	0	0/0
11-30-19	Baylor	2-0-2	0-0	0-0	0	0	0/0
2019		11-3-14	0-0	0-0	0	0	0/0
9-12-20	Coastal Carolina	6-1-7	0-0	0-0	0	0	0/0
9-26-20	at Baylor	4-3-7	1.0-6	1.0-6	0	0	1/0
10-3-20	Oklahoma State	8-4-12	0-0	0-0	0	1	0/0
10-17-20	at West Virginia	5-3-8	0-0	0-0	0	1	0/0
10-24-20	at Kansas State	6-0-6	0-0	0-0	0	0	0/0
10-31-20	Iowa State	3-0-3	0-0	0-0	1	1	0/0
11-7-20	at Oklahoma State	3-4-7	0-0	0-0	1	0	0/0
11-28-20	TCU	3-2-5	0-0	0-0	0	0	0/0

12-5-20	at Texas Tech	2-1-3	0-0	0-0	0	0	0/0
2020		40-18-58	1.0-6	1.0-6	2	3	1/0
9-3-21	South Dakota	4-3-7	0-0	0-0	0	1	0/0
9-10-21	at Coastal Carolina	3-6-9	0-0	0-0	0	2	0/0
9-18-21	Baylor	7-2-9	0-0	0-0	0	1	1/1
9-25-21	at Duke	9-3-12	0-0	0-0	0	0	1/0
10-2-21	at Iowa State	1-1-2	0-0	0-0	0	0	0/0
10-16-21	Texas Tech	6-0-6	0-0	0-0	1	1	0/0
10-23-21	Oklahoma	10-4-14	0-0	0-0	0	0	0/0
10-30-21	at Oklahoma State	5-2-7	1.0-1	0-0	0	0	0/0
11-6-21	Kansas State	5-2-7	0-0	0-0	0	0	0/0
11-13-21	at Texas	11-0-11	0-0	0-0	0	1	0/0
11-20-21	at TCU	8-7-15	2.0-8	0-0	0	0	0/0
11-27-21	West Virginia	10-4-14	1.0-1	0-0	0	0	0/0
2021		79-34-113	4.0-10	0-0	1	6	2/1
9-2-22	Tennessee Tech	4-0-4	0-0	0-0	0	0	0/0
9-10-22	at West Virginia	3-7-10	0-0	0-0	0	0	0/0
9-17-22	at Houston	3-2-5	0-0	0-0	1	0	0/0
9-24-22	Duke	3-1-4	0-0	0-0	0	1	0/0
10-1-22	Iowa State	4-0-4	0-0	0-0	0	1	0/0
10-8-22	TCU	8-4-12	0-0	0-0	0	0	1/1
10-15-22	at Oklahoma	7-7-14	1.0-2	0-0	1	0	0/0
10-22-22	at Baylor	5-3-8	0-0	0-0	0	0	0/0
11-5-22	Oklahoma State	6-2-8	0-0	0-0	0	0	0/0
11-12-22	at Texas Tech	8-3-11	0-0	0-0	0	0	0/0
11-19-22	Texas	9-1-10	0-0	0-0	0	0	0/0
11-26-22	at Kansas State	5-1-6	0.5-1	0-0	0	1	0/0
12-28-22	vs. Arkansas	7-3-10	0-0	0-0	0	1	0/0
2022		72-34-106	1.5-3	0-0	2	5	1/1
9-1-23	Missouri State	1-1-2	0.5-1	0-0	0	0	0/0
9-8-23	Illinois	3-5-8	0.5-0	0-0	0	0	0/0
9-16-23	at Nevada	6-3-9	2.5-7	0-0	0	0	1/0
2023		10-9-19	3.5-8	0-0	0	0	1/0
Career		212-98-310	10.0-27	1.0-6	5	14	5/2

Career Highs: Tackles - 15 (at TCU, 11-20-21), Tackles for Loss - 2.5 (at Nevada, 9-16-23), Sacks - 1.0 (vs. Oklahoma State, 10-3-20), Pass Deflections - 2 (at Coastal Carolina, 9-10-21), Forced Fumbles - 1 (Five Times, MR at Nevada, 9-16-23), Fumble recoveries - 1 (Two Times, MR vs. TCU, 10-8-22) Interceptions - 1 (Five Times, MR at Oklahoma, 10-16-22).

Career Kick Return Stats

Date	Opponent	No.	Yds.	TD	Avg.
8-31-19	Indiana State	1	16	0	16.0
9-28-19	at TCU	3	40	0	13.3
10-5-19	Oklahoma	1	24	0	24.0
11-30-19	Baylor	4	70	0	17.5
2019		9	150	0	16.7
9-12-20	Coastal Carolina	1	24	0	24.0
9-31-20	Iowa State	2	124	1	62.0
11-7-20	at Oklahoma	5	118	0	23.6
11-28-20	TCU	4	65	0	16.0
12-5-20	at Texas Tech	1	15	0	15.0
2020		13	345	1	26.5
9-3-21	South Dakota	1	83	0	83.0
9-10-21	at Coastal Carolina	3	76	0	25.3
9-25-21	at Duke	4	72	0	18.2
10-23-21	Oklahoma	1	20	0	20.0
10-30-21	at Oklahoma State	1	18	0	18.0
11-6-21	Kansas State	2	43	0	21.5
11-20-21	at TCU	1	25	0	25.0
2021		13	337	0	25.9
9-2-22	Tennessee Tech	1	38	0	38.0
9-10-22	at West Virginia	2	30	0	15.0
10-8-22	TCU	1	21	0	21.0
10-15-22	at Oklahoma	1	31	0	31.0
11-5-22	Oklahoma State	1	15	0	15.0
11-12-22	at Texas Tech	2	36	0	18.0
11-19-22	Texas	4	66	0	16.5
2022		12	237	0	19.8
Career		49	1,151	1	23.5
Career Highs: Kick Returns - 5 (at Oklahoma, 11-7-20), Yards - 124 (vs. Iowa State, 10-31-20), Touchdowns - 1 (vs. Iowa State, 10-31-20), Long - 100 (vs. Iowa State, 10-31-20).					

Career Punt Return Stats

Date	Opponent	No.	Yds.	TD	Avg.
10-19-19	at Texas	1	14	0	14.0
11-16-19	at Oklahoma State	2	6	0	3.0
11-23-19	at Iowa State	1	8	0	8.0
11-30-19	Baylor	1	0	0	0.0
Career		5	28	0	5.6

Career Highs: Punt Returns - 2 (at Oklahoma State, 11-16-19), Yards - 14 (at Texas, 10-19-19)



LAWRENCE ARNOLD
Wide Receiver | 6'3" | 200 | 3L | Jr.
DeSoto, Texas | DeSoto HS

Notables:

- Preseason All-Big 12 Fourth Team selection by Phil Steele and Athlon
- Produced a team-high 716 receiving yards on 44 receptions
- Set new career-highs for receptions (eight) and yards (119) vs. Arkansas in the 2022 Autozone Liberty Bowl

Career Receiving Stats

Date	Opponent	No.	Yds.	TD	Avg.
9-12-20	Coastal Carolina	2	18	0	9.0
9-26-20	at Baylor	1	7	0	7.0
10-3-20	Oklahoma State	3	20	0	6.7
2020		6	45	0	7.5
9-3-21	South Dakota	3	33	2	11.0
9-10-21	at Coastal Carolina	1	37	0	37.0
9-25-21	at Duke	8	65	0	8.5
10-16-21	Texas Tech	1	16	1	16.0
10-23-21	Oklahoma	4	73	0	18.3
10-30-21	at Oklahoma State	1	14	0	14.0
11-6-21	Kansas State	3	21	0	7.0
11-13-21	at Texas	4	30	0	7.5
11-20-21	at TCU	1	14	0	14.0
2021		26	303	3	10.9
9-2-22	Tennessee Tech	4	56	0	14.0
9-10-22	at West Virginia	3	30	0	10.0
9-17-22	at Houston	3	24	0	8.0
9-24-22	Duke	4	84	1	21.0
10-8-22	TCU	3	41	0	13.7
10-15-22	at Oklahoma	5	113	2	22.6
10-22-22	at Baylor	3	53	0	17.7
11-5-22	Oklahoma State	2	18	1	9.0
11-12-22	at Texas Tech	4	110	0	27.5
11-19-22	Texas	1	42	0	42.0
11-26-22	at Kansas State	4	26	0	6.5
12-28-22	vs. Arkansas	8	119	0	14.9
2022		44	716	4	16.6
9-1-22	Missouri State	4	77	0	19.3
9-8-23	Illinois	5	89	0	17.8
9-16-23	at Nevada	5	46	0	9.2
2023		14	212	0	15.1
Career		91	1,289	7	14.2

Career Highs: Receptions - 8 (Two Times, MR vs. Arkansas, 12-28-22), Yards - 119 (vs. Arkansas, 12-28-22), Long - 60 (at Texas Tech, 11-12-22), Touchdowns - 2 (Two Times, MR at Oklahoma, 10-16-22)



COBEE BRYANT
Cornerback | 6'0" | 175 | 2L | Jr.
Evergreen, Ala. | Hillcrest HS

Notables:


- Preseason All-Big 12 First Team by Phil Steele and Athlon
- 2022 All-Big 12 First Team (Coaches) and All-Big 12 Second Team (AP)
- Caught a team-best three interceptions, including the walk-off interception at West Virginia in overtime
- Recorded the first interception of his 2023 campaign in week one (vs. Missouri State, 9-1-23)

Career Defensive Stats

Date	Opponent	UA-At-TT	TFL	Sack	Int.	PD	FF/R
9-10-21	at Coastal Carolina	2-0-2	0-0	0-0	0	0	0/0
9-18-21	Baylor	3-1-4	0-0	0-0	0	0	0/0
10-2-21	at Iowa State	5-0-5	1-0-0	0-0	0	0	0/0
10-16-21	Texas Tech	3-1-4	0-0	0-0	0	0	0/0
10-23-21	Oklahoma	1-0-1	0-0	0-0	0	0	0/0

11-6-21	Kansas State	1-0-1	0-0	0-0	0	0	0/0
11-13-21	at Texas	3-1-4	0-0	0-0	1	1	0/0
11-20-21	at TCU	1-0-1	0-0	0-0	1	0	0/0
2021		19-3-22	1.0-0	0-0	2	1	0/0
9-10-22	at West Virginia	3-1-4	0-0	0-0	1	1	0/0
9-17-22	at Houston	3-0-3	0-0	0-0	0	0	0/0
9-24-22	Duke	4-0-4	0-0	0-0	0	0	0/0
10-1-22	Iowa State	5-1-6	0-0	0-0	1	1	0/0
10-8-22	TCU	1-0-1	0-0	0-0	0	1	0/0
10-15-22	at Oklahoma	3-1-4	0-0	0-0	0	0	0/0
11-5-22	Oklahoma State	4-2-6	0.5-1	0-0	1	2	0/0
11-12-22	at Texas Tech	3-0-3	0-0	0-0	0	3	0/0
11-19-22	Texas	1-0-1	0-0	0-0	0	0	0/0
11-26-22	at Kansas State	1-0-1	0-0	0-0	0	0	0/0
12-18-22	vs. Arkansas	3-1-4	0-0	0-0	0	1	0/1
2022		32-6-38	0.5-1	0-0	3	9	0/1
9-1-23	Missouri State	2-0-2	1.0-5	0-0	1	0	0/0
9-8-23	Illinois	2-1-3	0-0	0-0	0	1	0/0
2023		4-1-5	1.0-5	0-0	1	1	0/0
Career		55-9-64	1.5-1	0-0	5	11	0/1

Career Highs: Tackles - 6 (Two Times, MR vs. Oklahoma State, 11-5-22), Tackles for loss - 1 (Two Times, MR vs. Missouri State, 9-1-22), Interceptions - 1 (Six Times, MR vs. Missouri State, 11-5-22), Pass Deflections - 3 (at Texas Tech, 11-12-22).



MELLO DOTSON
Cornerback | 6'1" | 185 | 2L | Jr.
Daytona Beach, Fla. | Mainland HS

Notables:

- Earned a career-high nine tackles vs. Duke (9-24-22)
- Broke up the second-most passes on the team (six), including two interceptions
- Earned the first interception of his 2023 season vs. Illinois (9-8-23)

Career Defensive Stats

Date	Opponent	UA-At-TT	TFL	Sack	Int.	PD	FF/R
10-3-20	Oklahoma State	1-0-1	0-0	0-0	0	0	0/0
11-7-20	Oklahoma	0-1-0	0-0	0-0	0	0	0/0
2020		1-1-2	0-0	0-0	0	0	0/0
9-3-21	South Dakota	1-0-1	0-0	0-0	0	0	0/0
9-10-21	at Coastal Carolina	1-0-1	0-0	0-0	0	0	0/0
9-18-21	Baylor	3-0-3	0-0	0-0	0	0	0/1
9-25-21	at Duke	3-1-4	0-0	0-0	1	0	0/0
10-2-21	at Iowa State	2-0-2	0-0	0-0	0	0	0/0
10-16-21	Texas Tech	2-1-3	0-0	0-0	0	1	1/0
10-23-21	Oklahoma	2-0-2	0-0	0-0	0	0	0/0
10-30-21	at Oklahoma State	2-0-2	0-0	0-0	0	0	0/0
11-6-21	Kansas State	2-0-2	0-0	0-0	0	0	0/0
11-13-21	at Texas	1-0-1	0-0	0-0	0	0	0/0
2021		20-2-22	0-0	0-0	1	1	1/1
9-2-22	Tennessee Tech	1-0-1	0-0	0-0	0	1	0/0
9-10-22	at West Virginia	4-0-4	0-0	0-0	0	0	0/0
9-17-22	at Houston	3-0-3	0-0	0-0	0	0	0/0
9-24-22	Duke	8-1-9	1.0-2	0-0	0	2	0/0
10-1-22	Iowa State	5-2-7	0-0	0-0	0	0	0/0
10-8-22	TCU	1-2-3	0-0	0-0	0	0	0/0
10-15-22	at Oklahoma	3-4-7	0-0	0-0	0	2	0/0
10-22-22	at Baylor	3-1-4	0-0	0-0	1	0	0/0
11-5-22	Oklahoma State	3-0-3	0-0	0-0	1	0	0/0
11-12-22	at Texas Tech	3-2-5	0-0	0-0	0	0	0/0
11-19-22	Texas	1-1-2	0-0	0-0	0	0	0/0
11-26-22	at Kansas State	2-0-2	0-0	0-0	0	0	0/0
12-28-22	vs. Arkansas	4-0-4	0-0	0-0	0	1	0/0
2022		41-13-54	1.0-2	0-0	2	6	0/0
9-1-23	Missouri State	2-0-2	0-0	0-0	0	0	0/0
9-8-23	Illinois	2-1-3	0-0	0-0	1	1	0/0
9-16-23	at Nevada	5-1-6	1.0-2	0-0	0	2	0/0
2023		9-2-11	1.0-2	0-0	1	3	0/0
Career		72-19-91	2.0-4	0-0	4	10	1/1

Career Highs: Tackles - 9 (vs. Duke, 9-24-22), Interceptions - 1 (Four Times, MR vs. Illinois, 9-8-23), Forced Fumbles - 1 (Texas Tech, 10-16-21), Tackles for loss - 1 (Two Times, MR at Nevada, 9-16-23), Pass Deflections - 2 (Three Times, MR at at Nevada, 9-16-23)



3

TANAKA SCOTT
Wide Receiver | 6'4" | 205 | 1L | RS-So.
Mobile, Ala. | Murphy HS

Notables:

- Hauled in his first reception of 2023 at Nevada. Made eight receptions in eight games last season.
- Caught a 52-yard pass vs. TCU (10-8-22), good enough for a new career-high

Career Receiving Stats

Date	Opponent	No.	Yds.	TD	Avg.
9-10-22	at West Virginia	1	11	0	11.0
9-17-22	at Houston	1	8	0	8.0
9-24-22	Duke	1	13	0	13.0
10-1-22	Iowa State	1	4	0	4.0
10-8-22	TCU	1	52	0	52.0
10-22-22	at Baylor	1	3	0	3.0
11-19-22	Texas	1	-2	0	-2.0
12-28-22	vs. Arkansas	1	20	0	20.0
2022		8	109	0	13.6
9-16-23	at Nevada	1	8	0	8.0
Career		9	117	0	13.0

Career Highs: Receptions - 1 (Nine Times, MR at Nevada, 9-16-23), Yards - 52 (vs. TCU, 10-8-22), Long - 52 (vs. TCU, 10-8-22)

Career Rushing Stats

Date	Opponent	No.	Yds.	TD	Avg.
10-15-22	at Oklahoma	1	1	0	1.0
2022		1	1	0	1.0
Career		1	1	0	1.0

Career Highs: Rushes - 2 (at Oklahoma, 11-7-20), Yards - 12 (at Oklahoma, 11-7-20)



4

MARVIN GRANT
Safety | 6'2" | 205 | 1L | RS-Jr.
Detroit, Mich. | Martin Luther King Jr. HS/Purdue

Notables:

- Appeared in all 13 games last season
- Logged a career-high 11 tackles at Baylor (10-22-22)
- 2022 included one pass defense and two tackles for loss

Career Defensive Stats

Date	Opponent	UA-At-TT	TFL	Sack	Int.	PD	FF/R
9-2-22	Tennessee Tech	2-0-2	0-0	0-0	0	0	0/0
9-10-22	at West Virginia	2-1-3	0-0	0-0	0	0	0/0
9-17-22	at Houston	1-0-1	0-0	0-0	0	0	0/0
9-24-22	Duke	3-1-4	0-0	0-0	0	1	0/0
10-1-22	Iowa State	2-2-4	0-0	0-0	0	0	0/0
10-8-22	TCU	1-1-2	0-0	0-0	0	0	0/0
10-15-22	at Oklahoma	3-3-6	0-0	0-0	0	0	0/0
10-22-22	at Baylor	7-4-11	0-0	0-0	0	0	0/0
11-5-22	Oklahoma State	1-1-2	0-0	0-0	0	0	0/0
11-12-22	at Texas Tech	1-0-1	0-0	0-0	0	0	0/0
11-19-22	Texas	5-1-6	1.0-2	0-0	0	0	0/0
11-26-22	at Kansas State	4-1-5	0.5-0	0-0	0	0	0/0
12-28-22	vs. Arkansas	2-3-5	0.5-0	0-0	0	0	1/0
2022		34-18-52	2.0-2	0-0	0	1	1/0
9-1-23	Missouri State	3-1-4	2.0-2	0-0	0	0	0/0
9-8-23	Illinois	2-2-4	0-0	0-0	0	1	0/0
9-16-23	at Nevada	1-3-4	1.0-1	0-0	0	0	1/0
2023		6-6-12	3.0-3	0-0	0	1	1/0
Career		40-24-64	5.0-4	0-0	0	2	2/0

Career Highs: Tackles - 11 (at Baylor, 10-22-22), Forced Fumbles - 1 (Two Times, MR at Nevada, 9-16-23), Tackles for loss - 2.0 (vs. Missouri State, 9-1-22), Pass Deflections - 1 (Two Times, MR vs. Illinois, 9-8-23)



4

DEVIN NEAL
Running Back | 5'11" | 210 | 2L | Jr.
Lawrence, Kan. | Lawrence HS

Notables:

- Sits at No. 13 on KU's career rushing yardage list (2,100) and T-7th for career rushing touchdowns (22)
- Preseason All-Big 12 First Team by Phil Steele and Athlon
- 2022 All-Big 12 Honorable Mention
- His 224 rushing yards vs. Oklahoma State (11-5-22) rank No. 12 in program history
- First touch of the 2022 and 2023 seasons went for a touchdown, including a 48-yard touchdown run vs. Missouri State to open 2023

Career Rushing Stats

Date	Opponent	No.	Yds.	TD	Avg.
9-3-21	South Dakota	1	2	0	2.0
9-10-21	at Coastal Carolina	11	40	1	3.6
9-18-21	Baylor	10	33	0	3.3
9-25-21	at Duke	17	107	1	6.3
10-2-21	at Iowa State	15	83	0	5.5
10-16-21	Texas Tech	15	54	0	3.6
10-23-21	Oklahoma	23	100	2	4.3
10-30-21	at Oklahoma State	9	25	0	2.8
11-6-21	Kansas State	19	62	0	3.3
11-13-21	at Texas	24	143	3	6.0
11-20-21	at TCU	14	59	1	4.2
2021		158	707	8	4.2
9-2-22	Tennessee Tech	4	108	2	27.0
9-10-22	at West Virginia	10	42	2	4.2
9-17-22	at Houston	14	54	0	3.9
9-24-22	Duke	9	54	0	6.0
10-1-22	Iowa State	12	75	0	6.2
10-8-22	TCU	15	88	0	5.9
10-15-22	at Oklahoma	12	84	1	7.0
10-22-22	at Baylor	10	32	1	3.2
11-5-22	Oklahoma State	32	224	1	7.0
11-12-22	at Texas Tech	24	190	0	7.9
11-19-22	Texas	13	51	0	3.9
11-26-22	at Kansas State	16	59	2	3.7
12-28-22	vs. Arkansas	9	29	0	3.2
2022		180	1,080	9	6.0
9-1-23	Missouri State	13	94	1	7.2
9-8-23	Illinois	10	120	1	12.0
9-16-23	at Nevada	17	89	3	5.2
2023		40	303	5	7.6
Career		378	2,100	22	5.6

Career Highs: Rushes - 32 (vs. Oklahoma State, 11-5-22), Yards - 224 (vs. Oklahoma State, 11-5-22), Touchdowns - 3 (Two Times, MR at Nevada, 9-16-23), Long - 80 (vs. Tennessee Tech, 9-2-22)

Career Receiving Stats

Date	Opponent	No.	Yds.	TD	Avg.
10-16-21	Texas Tech	1	7	0	7.0
10-30-21	at Oklahoma State	1	-2	0	-2.0
11-6-21	Kansas State	2	13	0	6.5
11-13-21	at Texas	2	26	1	13.0
11-20-21	at TCU	1	13	0	13.0
2021		7	57	1	8.1
9-2-22	Tennessee Tech	1	10	0	10.0
9-10-22	at West Virginia	1	17	1	17.0
9-24-22	Duke	1	4	0	4.0
10-8-22	TCU	1	1	0	1.0
10-15-22	at Oklahoma	1	3	0	3.0
10-22-22	at Baylor	1	-2	0	-2.0
11-5-22	Oklahoma State	6	110	0	18.3
11-12-22	at Texas Tech	4	8	0	2.0
11-19-22	Texas	1	-1	0	-1.0
11-26-22	at Kansas State	2	10	0	5.0
12-28-22	vs. Arkansas	2	23	0	11.5
2022		21	183	1	8.7
9-1-23	Missouri State	3	25	1	8.3
9-8-23	Illinois	4	47	0	11.8
9-16-23	at Nevada	1	59	0	59.0
2023		8	131	1	16.4
Career		36	371	3	10.3

Career Highs: Receptions - 6 (vs. Oklahoma State, 11-5-22), Yards - 110 (vs. Oklahoma State, 11-5-22), Touchdowns - 1 (Three Times, MR vs. Missouri State, 9-1-23), Long - 59 (at Nevada, 9-16-23)



5

O.J. BURROUGHS
 Safety | 5'10" | 185 | 2L | Jr.
 Savannah, Ga. | IMG Academy

Notables:

- Started all 13 games for the Jayhawks in 2022
- Logged two interception in 2022, second-most on the team
- Produced a career-high eight tackles vs. Arkansas in the 2022 Autozone Liberty Bowl and was named the team's Defensive MVP for the game

Career Defensive Stats

Date	Opponent	UA-At-TT	TFL	Sack	Int.	PD	FF/R
9-3-21	South Dakota	2-0-2	0-0	0-0	0	1	0/0
9-18-21	Baylor	4-1-5	0-0	0-0	0	0	1/0
9-25-21	at Duke	2-1-3	0-0	0-0	0	0	0/0
10-2-21	at Iowa State	1-0-1	0-0	0-0	0	0	0/0
10-16-21	Texas Tech	2-0-2	0-0	0-0	0	0	0/0
10-23-21	Oklahoma	1-1-2	0-0	0-0	0	0	0/0
10-30-21	at Oklahoma State	0-1-1	0-0	0-0	0	0	0/0
11-6-21	Kansas State	4-0-4	0-0	0-0	0	1	0/0
11-13-21	at Texas	4-0-4	0-0	0-0	1	0	0/0
11-20-21	at TCU	2-0-2	0-0	0-0	0	0	0/0
2021		22-4-26	0-0	0-0	1	2	1/0
9-2-22	Tennessee Tech	1-0-1	0-0	0-0	0	0	0/0
9-10-22	at West Virginia	3-0-3	0-0	0-0	0	0	0/0
9-17-22	at Houston	1-0-1	0-0	0-0	0	0	0/0
9-24-22	Duke	5-0-5	0-0	0-0	0	0	0/0
10-1-22	Iowa State	3-0-3	0-0	0-0	0	1	0/0
10-8-22	TCU	2-3-5	0.5-1	0-0	1	1	0/0
10-15-22	at Oklahoma	3-3-6	0-0	0-0	0	0	0/0
10-22-22	at Baylor	3-0-3	0-0	0-0	0	1	0/0
11-12-22	at Texas Tech	3-0-3	0-0	0-0	0	1	0/0
11-19-22	Texas	6-0-6	0-0	0-0	0	0	1/0
11-26-22	at Kansas State	4-0-4	0-0	0-0	0	0	0/0
12-28-22	vs. Arkansas	4-4-8	0-0	0-0	1	1	0/0
2022		38-11-49	0.5-1	0-0	2	5	1/0
9-8-23	Illinois	4-0-4	0-0	0-0	0	0	0/0
9-16-23	at Nevada	1-0-1	0-0	0-0	0	1	0/0
2023		5-0-5	0-0	0-0	0	1	0/0
Career		65-15-80	0.5-1	0-0	3	9	2/0

Career Highs: Tackles - 8 (vs. Arkansas, 12-28-22), Forced Fumbles - 1 (Two Times, MR vs. Texas, 11-19-22), Pass deflections - 1 (Nine times, MR at Nevada, 9-16-23), Interceptions - 1 (Three Times, MR vs. Arkansas, 12-28-22).



5

DOUG EMILIEN
 Wide Receiver | 6'1" | 190 | 1L | RS-So.
 Fort Lauderdale, Fla. | American Heritage/
 Minnesota

Notables:

- Caught his first-career reception vs. Iowa State (10-1-22)
- Completed his first-career touchdown reception vs. Arkansas in the 2022 Autozone Liberty Bowl

Career Receiving Stats

Date	Opponent	No.	Yds.	TD	Avg.
10-1-22	Iowa State	1	11	0	11.0
12-28-22	vs. Arkansas	1	10	1	10.0
2022		2	21	1	10.5
9-8-23	Illinois	2	15	0	7.5
9-16-23	at Nevada	1	6	0	6.0
2023		3	21	0	7.0
Career		5	42	1	8.4

Career Highs: Receptions - 2 (vs. Illinois, 9-8-23), Yards - 15 (vs. Illinois, 9-8-23), Touchdowns - 1 (vs. Arkansas, 12-28-22), Long - 11 (vs. Iowa State, 10-1-22)



6

JALON DANIELS
 Quarterback | 6'0" | 215 | 3L | Jr.
 Lawndale, Calif. | Lawndale HS

Notables:

- Big 12 Preseason Offensive Player of the Year and Preseason All-Big 12 First Team by Athlon
- Surpassed 4,000 career passing yards at Nevada, currently No. 8 on KU's career passing list
- Set the new KU passing yards game record with 544 passing yards vs. Arkansas in the 2022 Autozone Liberty Bowl

Career Passing Stats

Date	Opponent	Cmp.-Att.	Pct.	Yds.	TD	Int	Rate
9-12-20	Coastal Carolina	1-2	50.0	13	0	0	104.6
9-26-20	at Baylor	19-33	57.6	159	0	0	98.0
10-3-20	Oklahoma State	3-5	60.0	2	0	0	63.4
10-24-20	at Kansas State	22-39	56.4	207	0	1	95.9
10-31-20	Iowa State	16-29	55.2	165	0	1	96.1
11-7-20	at Oklahoma	11-31	35.5	115	0	2	53.7
11-28-20	TCU	4-13	30.8	57	1	0	93.0
2020		76-152	50.0	718	1	4	86.6
9-10-21	at Coastal Carolina	3-5	60.0	49	0	0	142.3
9-18-21	Baylor	0-1	0.0	0	0	0	0.0
11-6-21	Kansas State	13-19	68.4	105	1	0	132.2
11-13-21	at Texas	21-30	70.0	202	3	0	159.6
11-20-21	at TCU	22-30	73.3	255	2	1	160.1
11-27-21	West Virginia	22-32	68.8	249	1	2	131.9
2021		81-117	69.2	860	7	3	145.6
9-2-22	Tennessee Tech	15-18	83.3	189	1	1	178.8
9-10-22	at West Virginia	18-29	62.1	219	3	0	159.6
9-17-22	at Houston	14-23	60.9	158	3	0	161.6
9-24-22	Duke	19-23	82.6	324	4	0	258.3
10-1-22	Iowa State	7-14	50.0	93	0	0	105.8
10-8-22	TCU	5-10	50.0	89	0	0	124.8
11-19-22	Texas	17-26	65.4	230	2	1	157.4
11-26-22	at Kansas State	20-32	62.5	168	0	0	106.6
12-28-22	vs. Arkansas	37-55	67.3	544	5	2	173.1
2022		152-230	66.1	2,014	18	4	162.0
9-8-23	Illinois	21-29	72.4	277	2	1	168.5
9-16-23	at Nevada	21-27	77.7	298	0	0	170.5
2023		42-56	75.0	575	2	1	169.5
Career		351-555	63.2	4,167	28	12	138.6

Career Highs: Completions - 37 (vs. Arkansas, 12-28-22), Attempts - 55 (vs. Arkansas, 12-28-22), Yards - 544 (vs. Arkansas, 12-28-22), Touchdowns - 5 (vs. Arkansas, 12-28-22), Rating - 258.3 (vs. Arkansas, 12-28-22), Long - 73 (vs. Duke, 9-24-22).

Career Rushing Stats

Date	Opponent	No.	Yds.	TD	Avg.
9-12-20	Coastal Carolina	2	-7	0	-3.5
9-26-20	at Baylor	14	23	0	1.6
10-3-20	vs. Oklahoma State	4	4	0	1.0
10-24-20	at Kansas State	17	27	2	1.6
10-31-20	Iowa State	16	36	1	2.3
11-7-20	at Oklahoma	16	-43	0	-2.7
11-28-20	TCU	5	-16	0	-3.2
2020		74	24	3	0.3
9-10-21	at Coastal Carolina	2	-11	0	-5.5
11-6-21	Kansas State	2	3	0	1.5
11-13-21	at Texas	11	45	1	4.1
11-20-21	at TCU	6	37	1	6.2
2021		21	74	2	3.5
9-2-22	Tennessee Tech	3	29	1	9.7
9-10-22	at West Virginia	12	85	0	7.1
9-17-22	at Houston	12	123	2	10.2
9-24-22	Duke	11	89	1	8.1
10-1-22	Iowa State	8	9	1	1.1
10-8-22	TCU	7	6	0	0.9
11-19-22	Texas	2	12	0	6.0
11-26-22	at Kansas State	8	51	1	6.4
12-28-22	vs. Arkansas	14	21	1	1.5
2022		77	425	7	5.5

9-8-23	Illinois	11	24	0	2.2
9-16-23	at Nevada	7	-4	0	-0.6
2023		18	20	0	1.1
Career		201	548	13	2.7

Career Highs: Rushes - 17 (at Kansas State, 10-24-20), Yards - 123 (Houston, 9-17-22), Touchdowns - 2 (Two Times, MR at Houston, 9-17-22), Long - 37 (at Houston, 9-17-22).



6

TAIWAN BERRYHILL
Linebacker | 6'2" | 230 | 3L | Jr.
New Orleans, La. | St. Augustine HS

- Notables:**
- Produced the fifth-most sacks in 2022 from his linebacker position, getting to the quarterback twice
 - Logged a career-high eight tackles at Texas Tech (11-12-22)

Career Defensive Stats

Date	Opponent	UA-At-TT	TFL	Sack	Int.	PD	FF/R
10-31-20	Iowa State	1-0-1	0-0	0-0	0	0	0/0
11-7-20	at Oklahoma	0-1-1	0-0	0-0	0	0	0/0
11-28-20	TCU	2-0-2	0-0	0-0	0	0	0/0
12-5-20	at Texas Tech	0-1-1	0-0	0-0	0	0	0/0
2020		3-2-5	0-0	0-0	0	0	0/0
9-3-21	South Dakota	2-0-2	0-0	0-0	0	0	0/0
9-10-21	at Coastal Carolina	2-2-4	0-0	0-0	0	0	0/0
9-25-21	at Duke	2-4-6	0-0	0-0	0	0	0/0
10-16-21	Texas Tech	1-3-4	0-0	0-0	0	0	0/0
10-23-21	Oklahoma	0-2-2	0-0	0-0	0	0	0/0
10-30-21	at Oklahoma State	2-2-4	0-0	0-0	0	0	0/0
11-6-21	Kansas State	1-0-1	0-0	0-0	0	0	0/0
11-20-21	at TCU	2-2-4	0-0	0-0	0	0	0/0
2021		15-16-31	0-0	0-0	0	0	0/0
9-2-22	Tennessee Tech	3-0-3	1.0-2	0-0	0	0	0/0
9-10-22	at West Virginia	0-3-3	0.5-3	0-0	0	0	0/0
9-17-22	at Houston	2-1-3	1.0-3	1.0-3	0	0	0/0
10-1-22	Iowa State	2-1-3	1.0-10	1.0-10	0	0	0/0
10-8-22	TCU	1-2-3	0-0	0-0	0	0	0/0
10-15-22	at Oklahoma	3-3-6	0-0	0	0	0	0/0
10-22-22	at Baylor	1-2-3	1.0-3	0-0	0	0	0/0
11-5-22	Oklahoma State	1-0-1	0-0	0-0	0	0	0/0
11-12-22	at Texas Tech	7-1-8	1.0-3	0-0	0	0	0/0
11-19-22	Texas	3-1-4	0-0	0-0	0	1	0/0
11-26-22	at Kansas State	2-0-2	1.0-1	0-0	0	0	0/0
12-28-22	vs. Arkansas	2-5-7	0-0	0-0	0	0	0/0
2022		28-18-46	6.0-15	2.0-13	0	1	0/0
9-1-23	Missouri State	2-1-3	0.5-0	0-0	0	0	0/0
9-16-23	at Nevada	1-2-3	0-0	0-0	0	0	0/0
2023		3-3-6	0.5-0	0-0	0	0	0/0
Career		48-40-88	6.5-15	2.0-13	0	1	0/0

Career Highs: Tackles - 8 (at Texas Tech, 11-12-22), Tackles for loss - 1.0 (Five Times, MR at Kansas State, 11-26-22), Sacks - 1.0 (Two Times, MR vs. Iowa State (10-1-22), Pass Deflections - 1 (vs. Texas, 11-19-22).



7

TREVOR WILSON
Wide Receiver | 5'11" | 200 | 2L | RS-Jr.
Tallahassee, Fla. | Amos P. Godby HS/Buffalo

- Notables:**
- Made 2022 debut at Baylor (10-22-22)
 - Nabbed two receptions for 52 yards in the only game action he saw on the year
 - Caught the game-long 47 yard reception at Baylor (10-22-22)

Career Receiving Stats

Date	Opponent	No.	Yds.	TD	Avg.
9-3-21	South Dakota	5	50	0	10.0
9-10-21	at Coastal Carolina	1	39	0	39.0
9-18-21	Baylor	1	5	1	5.0
9-25-21	at Duke	5	122	0	24.4
10-2-21	at Iowa State	3	55	0	18.3
10-16-21	Texas Tech	2	16	0	8.0
10-30-21	at Oklahoma State	2	4	0	4.0
11-6-21	Kansas State	4	53	0	13.3
11-13-21	at Texas	2	12	0	6.0
2021		23	344	1	15.0
10-22-22	at Baylor	2	52	0	26.0
2022		2	52	0	26.0
9-1-23	Missouri State	2	17	0	8.5
9-8-23	Illinois	2	8	0	4.0
2023		4	25	0	6.3
Career		33	441	1	13.4

Career Highs: Receptions - 5 (Twice, MR at Duke, 9-25-21), Yards - 122 (at Duke, 9-25-21), Touchdowns - 1 (vs. Baylor, 9-18-21), Long - 45 (at Duke, 9-25-21).

Career Rushing Stats

Date	Opponent	No.	Yds.	TD	Avg.
9-18-21	Baylor	1	14	0	14.0
10-16-21	Texas Tech	1	4	0	4.0
10-23-21	Oklahoma	2	4	0	2.0
11-13-21	at Texas	1	3	0	3.0
2021		5	25	0	5.0
Career		5	25	0	5.0

Career Highs: Rushes - 1 (Two times, MR vs. Texas Tech, 10-16-21), Yards - 14 (vs. Baylor, 9-18-21)

Career Kick Return Stats

Date	Opponent	No.	Yds.	TD	Avg.
9-1-23	Missouri State	2	61	0	30.5
9-8-23	Illinois	2	41	0	20.5
Career		4	102	0	25.5

Career Highs: Returns - 2 (Two Times, MR vs. Illinois, 9-8-23), Yards - 61 (vs. Missouri State, 9-1-23)

Career Punt Return Stats

Date	Opponent	No.	Yds.	TD	Avg.
9-8-23	Illinois	1	-2	0	-2.0

Career Highs: Returns - 1 (vs. Illinois, 9-8-23)



7

GAGE KEYS
 Defensive Line | 6'5" | 280 | TR | RS-So.
 Hilliard, Ohio | Hilliard Davidson HS/Minnesota

Notables:

- 2021 Academic All-Big Ten
- The Minnesota transfer saw action in seven games last season, including four Big Ten Conference games

Career Defensive Stats

Date	Opponent	UA-At-TT	TFL	Sack	Int.	PD	FF/R
9-1-23	Missouri State	0-2-2	0-0	0-0	0	0	0/0
9-16-23	at Nevada	1-0-1	0-0	0-0	0	0	0/0
2023		1-2-3	0-0	0-0	0	0	0/0

Career Highs: Tackles - 2 (vs. Missouri State, 9-1-23)



8

KWINTON LASSITER
 Cornerback | 5'11" | 185 | RS | RS-Jr.
 Chandler, Ariz. | Free State HS/Butler CC

Notables:

- Made his first career start as a Jayhawk at Nevada
- Recorded interceptions in each of the Jayhawks first two games of the 2023 season (vs. Missouri, vs. Illinois)
- Saw action in all 13 games last season

Career Defensive Stats

Date	Opponent	UA-At-TT	TFL	Sack	Int.	PD	FF/R
9-2-22	Tennessee Tech	1-0-1	0-0	0-0	0	0	0/0
11-19-22	Texas	1-0-1	0-0	0-0	0	0	0/0
11-26-22	at Kansas State	1-0-1	0-0	0-0	0	0	0/0
2022		3-0-3	0-0	0-0	0	0	0/0
9-1-23	Missouri State	1-1-2	0.5-2	0-0	1	0	1/0
9-8-23	Illinois	0-0-0	0-0	0-0	1	0	0/0
2023		1-1-2	0.5-2	0-0	2	0	0/0
Career		4-1-5	0.5-2	0-0	2	0	1/0

Career Highs: Tackles - 2 (Missouri State, 9-1-23), Interceptions - 1 (Two Times, MR vs. Illinois, 9-8-23), Tackles for loss - 0.5 (Missouri State, 9-1-23).



9

JASON BEAN
 Quarterback | 6'3" | 195 | 2L | RS-Sr.
 Mansfield, Texas | Lake Ridge HS/North Texas

Notables:

- Led KU to a 37-16 win over conference opponent No. 18 Oklahoma State, as the starting quarterback to propel Kansas into bowl contention
- Passed for 1,280 yards and rushed for 222 yards throughout the 2022 season

Career Passing Stats

Date	Opponent	Cmp.-Att.	Pct.	Yds.	TD	Int.	Rate
9-3-21	South Dakota	17-26	65.4	163	2	0	143.4
9-10-21	at Coastal Carolina	12-23	52.2	189	0	0	121.2
9-18-21	Baylor	8-17	47.1	57	1	0	94.6
9-25-21	at Duke	19-32	59.4	323	2	2	152.3
10-2-21	at Iowa State	10-20	50.0	120	0	1	90.4
10-16-21	Texas Tech	11-21	52.4	80	0	1	74.9
10-23-21	Oklahoma	17-23	73.9	246	1	0	178.1
10-30-21	at Oklahoma State	3-10	30.0	10	0	2	-1.6
11-6-21	Kansas State	5-9	55.6	64	0	0	115.3
2021		102-181	56.4	1,252	6	6	118.8
9-2-22	Tennessee Tech	1-1	100.0	16	0	0	234.4
10-1-22	Iowa State	1-1	100.0	8	0	0	167.2
10-8-22	TCU	16-24	66.7	262	4	1	205.0


10-15-22	at Oklahoma	16-27	59.3	265	4	2	175.8
10-22-22	at Baylor	16-27	59.3	232	1	0	143.7
11-5-22	Oklahoma State	18-23	78.3	203	2	0	181.1
11-12-22	at Texas Tech	17-28	60.7	270	3	1	169.9
11-19-22	Texas	1-3	33.3	12	0	0	66.9
11-26-22	at Kansas State	1-1	100.0	12	0	0	200.8
12-28-22	vs. Arkansas	0-1	00.0	0	0	0	00.0
2022		87-136	64.0	1,280	14	4	171.1
9-1-23	Missouri State	22-28	78.6	276	2	0	184.9
Career		211-346	61.0	2,808	22	10	142.0

Career Highs: Completions - 22 (vs. Missouri State, 9-1-23), Attempts - 32 (at Duke, 9-25-21), Yards - 323 (at Duke, 9-25-21), Touchdowns - 4 (Two times, MR at Oklahoma, 10-15-22), Rate -234.4 (vs. Tennessee Tech, 9-2-22).

Career Rushing Stats

Date	Opponent	No.	Yds.	TD	Avg.
9-3-2021	South Dakota	15	54	0	3.6
9-10-21	at Coastal Carolina	13	102	2	7.8
9-18-21	Baylor	12	62	0	5.2
9-25-21	at Duke	15	51	0	3.6
10-2-21	at Iowa State	5	19	0	3.8
10-16-21	Texas Tech	5	14	0	2.8
10-21-21	Oklahoma	14	59	0	4.2
10-30-21	at Oklahoma State	9	24	0	2.7
11-6-21	Kansas State	3	13	0	4.3
11-20-21	at TCU	1	1	0	1.0
2021		92	402	2	4.4
9-2-22	Tennessee Tech	2	16	1	8.0
9-24-22	Duke	1	1	0	1.0
10-1-22	Iowa State	2	2	0	1.0
10-8-22	TCU	7	34	0	4.9
10-15-22	at Oklahoma	10	41	0	4.1
10-22-22	at Baylor	8	25	1	3.1
11-5-22	Oklahoma State	4	93	1	23.2
11-12-22	at Texas Tech	4	10	1	2.5
2022		38	222	4	5.8
9-1-23	Missouri State	4	41	0	8.2
9-16-23	at Nevada	1	-2	0	-2.0
2023		5	39	0	7.8
Career		136	661	6	4.9

Career Highs: Rushes - 15 (Two times, MR at Duke, 9-25-21), Yards - 102 (at Coastal Carolina, 9-10-21), Touchdowns - 2 (at Coastal Carolina, 9-10-21), Long - 73 (vs. Oklahoma State, 11-5-22).



9

AUSTIN BOOKER
 Defensive Line | 6'6" | 245 | TR | RS-So.
 Greenwood, Ind. | Center Grove HS/Minnesota

Notables:

- Transferred from Minnesota following the 2022 season
- Sacked the quarterback twice for a loss of 13 yards vs. Illinois (9-8-23)

Career Defensive Stats

Date	Opponent	UA-At-TT	TFL	Sack	Int.	PD	FF/R
9-8-23	Illinois	2-1-3	2.0-13	2.0-13	0	0	0/0
9-16-23	at Nevada	1-0-1	0-0	0-0	0	0	0/0
2023		3-1-4	1.0-13	2.0-13	0	0	0/0

Career Highs: Tackles - 3 (vs. Illinois, 9-8-23), Sacks - 2.0 (vs. Illinois, 9-8-23), Tackles for loss - 2.0 (vs. Illinois, 9-8-23)



10
JAYSON GILLIOM
 Safety | 6'2" | 215 | 1L | RS-Co.
 Suwanee, Ga. | North Gwinnett HS

Notables:

- Red-shirted during the 2022 season
- Has logged a tackle in every game this season

Career Defensive Stats

Date	Opponent	UA-At-TT	TFL	Sack	Int.	PD	FF/R
9-3-21	South Dakota	2-0-2	0-0	0-0	0	0	0/0
9-18-21	Baylor	1-0-1	0-0	0-0	0	0	0/0
10-2-21	at Iowa State	1-0-1	0-0	0-0	0	0	0/0
10-16-21	Texas Tech	1-1-2	0-0	0-0	0	0	0/0
10-23-21	Oklahoma	1-0-1	0-0	0-0	0	0	0/0
10-30-21	at Oklahoma State	2-0-2	0-0	0-0	0	0	0/0
11-6-21	Kansas State	1-0-1	0-0	0-0	0	0	0/0
11-13-21	at Texas	1-0-1	0-0	0-0	0	0	0/0
11-20-21	at TCU	2-0-2	0-0	0-0	0	0	0/0
2021	12-1-13	0-0	0-0	0	0	0	0/0
9-1-23	Missouri State	1-0-1	0-0	0-0	0	0	0/0
9-8-23	Illinois	1-0-1	0-0	0-0	0	0	0/0
9-16-23	at Nevada	0-1-1	0-0	0-0	0	0	0/0
2023	2-1-3	0-0	0-0	0	0	0	0/0
Career	13-2-15	0-0	0-0	0	0	0	0/0

Career Highs: Tackles - 2 (Four times, MR at TCU, 11-20-21).



11
LUKE GRIMM
 Wide Receiver | 6'0" | 190 | 3L | Jr.
 Raymore, Mo. | Raymore-Peculiar HS

Notables:

- Ranks 10th in Kansas career history for receiving touchdowns (12), T-14th in receptions (104) and 20th in receiving yards (1,384)
- Recorded his 100th career reception vs. Illinois (9-8-23)
- Logged 10 receptions for 167 yards and a touchdown vs. Arkansas in the 2022 Autozone Liberty Bowl

Career Receiving Stats

Date	Opponent	No.	Yds.	TD	Avg.
10-24-20	at Kansas State	1	28	0	28.0
10-31-20	Iowa State	4	53	0	13.3
11-7-20	at Oklahoma	4	61	0	15.3
11-28-20	TCU	4	72	2	18.0
12-5-20	at Texas Tech	6	41	0	6.8
2020	19	255	2	13.4	
9-10-21	at Coastal Carolina	5	75	0	15.0
9-18-21	Baylor	2	25	0	12.5
10-2-21	at Iowa State	1	22	0	22.0
10-16-21	Texas Tech	3	33	1	11.0
10-23-21	Oklahoma	3	50	1	16.7
11-20-21	at TCU	4	39	1	9.8
2021	18	244	3	13.6	
9-2-22	Tennessee Tech	2	27	0	13.5
9-10-22	at West Virginia	6	66	0	11.0
9-17-22	at Houston	2	6	1	3.0
9-24-22	Duke	5	63	1	12.6
10-1-22	Iowa State	4	46	0	11.5
10-8-22	TCU	6	73	1	12.2
10-15-22	at Oklahoma	1	19	0	19.0
11-5-22	Oklahoma State	7	65	0	9.3
11-12-22	at Texas Tech	3	21	1	7.0
11-19-22	Texas	3	22	1	7.3
11-26-22	at Kansas State	3	48	0	16.0
12-28-22	vs. Arkansas	10	167	1	16.7
2022	52	623	6	12.0	

9-1-23	Missouri State	4	33	1	8.3
9-8-23	Illinois	3	69	0	23.0
9-16-23	at Nevada	4	55	0	13.8
2023	11	157	1	14.3	
Career	104	1,384	12	13.3	

Career Highs: Receptions - 10 (vs. Arkansas, 12-28-22), Yards - 167 (vs. Arkansas, 12-28-22), Touchdowns - 2 (vs. TCU, 11-28-20), Long - 48 (Two Times, MR vs. Illinois, 9-8-23)

Career Rushing Stats

Date	Opponent	No.	Yds.	TD	Avg.
11-7-20	at Oklahoma	2	12	0	6.0
11-28-20	TCU	1	-2	0	-2.0
2020	3	10	0	3.3	
Career	3	10	0	3.3	

Career Highs: Rushes - 2 (at Oklahoma, 11-7-20), Yards - 12 (at Oklahoma, 11-7-20)

Career Kick Return Stats

Date	Opponent	No.	Yds.	TD	Avg.
9-3-21	South Dakota	1	27	0	27.0
2021	1	27	0	27.0	
Career	1	27	0	27.0	

Career Highs: Returns - 1 (vs. South Dakota, 9-3-21), Yards - 27 (vs. South Dakota, 9-3-21).



12
TORRY LOCKLIN
 Running Back | 6'2" | 205 | 2L | RS-Jr.
 Rockdale, Texas | Rockdale HS

Notables:

- Caught the game-long, 60-yard touchdown at Houston (9-17-22)
- Led the Jayhawks with two fumble recoveries in 2022
- Ended 2022 with two receiving touchdowns and one rushing touchdown

Career Rushing Stats

Date	Opponent	No.	Yds.	TD	Avg.
10-19-19	at Texas	2	2	0	1.0
11-23-19	at Iowa State	1	2	0	2.0
2019	3	4	0	1.3	
9-3-21	South Dakota	5	8	0	1.6
9-10-21	at Coastal Carolina	3	11	0	3.7
9-18-21	Baylor	2	0	0	0.0
9-25-21	at Duke	7	47	1	6.7
10-2-21	at Iowa State	12	39	1	3.3
10-16-21	Texas Tech	3	8	0	2.7
10-23-21	Oklahoma	3	3	0	1.0
10-30-21	at Oklahoma State	1	1	0	1.0
2021	36	117	2	3.3	
9-2-22	Tennessee Tech	1	3	0	3.0
9-24-22	Duke	2	2	0	1.0
11-19-22	Texas	3	10	0	3.3
11-26-22	at Kansas State	6	17	1	2.8
2022	12	32	1	2.7	
9-8-23	Illinois	1	1	0	1.0
Career	52	154	3	3.0	


Career Highs: Rushes - 12 (at Iowa State, 10-2-21), Yards - 47 (at Duke, 9-25-21), Touchdowns - 1 (Three times, MR at Kansas State, 11-26-22), Long - 36 (at Duke, 9-25-21).

Career Receiving Stats

Date	Opponent	No.	Yds.	TD	Avg.
9-25-21	at Duke	1	20	1	20.0
10-2-21	at Iowa State	1	1	0	1.0
11-6-21	Kansas State	1	3	0	3.0
2021	3	24	1	8.0	
9-17-22	at Houston	1	60	1	60.0
10-15-22	at Oklahoma	1	8	0	8.0
11-19-22	Texas	1	14	1	14.0
11-26-22	at Kansas State	2	23	0	11.5
12-28-22	vs. Arkansas	3	50	0	16.7
2022	8	155	2	19.4	

9-1-23	Missouri State	1	4	0	4.0
9-8-23	Illinois	1	4	1	4.0
2023		2	8	1	4.0
Career		13	187	4	14.4

Career Highs: Receptions - 3 (vs. Arkansas, 12-28-22), Yards - 60 (at Houston, 9-17-22), Touchdowns - 1 (Four Times, MR vs. Illinois, 9-8-23), Long - 60 (at Houston, 9-17-22).



13

DYLAN BROOKS
 Defensive End | 6'4" | 232 | TR | RS-So.
 Roanoke, Ala. | Handley HS/Auburn

Notables:

- Recorded his first tackle for loss for KU at Nevada (9-16-23)
- Transferred from Auburn following the 2022 season
- Produced the first tackle of his Kansas career vs. Missouri State (9-1-23)

Career Defensive Stats

Date	Opponent	UA-At-TT	TFL	Sack	Int.	PD	FF/R
9-1-23	Missouri State	1-0-1	0-0	0-0	0	0	0/0
9-16-23	at Nevada	1-1-2	1.0-4	0-0	0	0	0/0
2023		2-1-3	1.0-4	0-0	0	0	0/0

Career Highs: Tackles - 2 (at Nevada, 9-16-23), Tackles for loss - 1 (at Nevada, 9-16-23)



13

KEATON KUBECKA
 Wide Receiver | 6'2" | 198 | HS | Fr.
 Austin, Texas | Westlake HS

Notables:

- A 247Sports and Rivals 3-star recruit
- Finished his senior year with 53 receptions for 828 yards and nine touchdowns



14

JALEN DYE
 Safety | 6'0" | 195 | TR | RS-So.
 San Diego, Calif. | Cathedral Catholic HS/
 Palomar College

Notables:

- Played one season at Palomar before transferring to KU
- Named the defensive MVP of team's bowl game

Career Defensive Stats

Date	Opponent	UA-At-TT	TFL	Sack	Int.	PD	FF/R
9-1-23	Missouri State	0-0-0	0-0	0-0	0	1	0/0

Career Highs: Pass Deflections - 1 (vs. Missouri State, 9-1-23)




14

MIKEY PAULEY
 Quarterback | 6'5" | 220 | TR | RS-Fr.
 Overland Park, Kan. | Blue Valley Northwest/
 Nebraska

Notables:

- Transferred from Nebraska following the 2022 season
- Was a three-sport standout athlete in high school



15

COLE BALLARD
 Quarterback | 6'2" | 210 | HS | Fr.
 Westfield, Ind. | Westfield HS

Notables:

- Was named to the Indiana 6A All-State Team
- Was named an All-Academic Player for the 2022 high school season
- Saw action in the 2023 season opener vs. Missouri State (9-1-23)



15

CRAIG YOUNG
 Linebacker | 6'3" | 225 | 1L | RS-Sr.
 Fort Wayne, Ind. | Wayne HS/Ohio State


Notables:

- Preseason All-Big 12 Fourth Team by Phil Steele and Athlon
- Started in all 13 games during the 2022 season
- Recorded a career-high eight tackles at Kansas State (11-26-22)

Career Defensive Stats

Date	Opponent	UA-At-TT	TFL	Sack	Int.	PD	FF/R
9-2-22	Tennessee Tech	1-1-2	0-0	0-0	0	0	0/0
9-10-22	at West Virginia	2-5-7	0-0	0-0	0	2	0/0
9-17-22	at Houston	7-0-7	1.0-2	1.0-2	0	0	0/0
9-24-22	Duke	4-1-5	0-0	0-0	0	0	0/0
10-1-22	Iowa State	5-0-5	1.0-8	1.0-8	0	0	0/0
10-8-22	TCU	4-1-5	1.0-3	0-0	0	0	0/0
10-15-22	at Oklahoma	2-1-3	1.0-6	1.0-6	0	0	0/0
10-22-22	at Baylor	2-2-4	0-0	0-0	1	1	0/0
11-5-22	Oklahoma State	4-1-5	0.5-2	0.5-2	0	0	0/0
11-12-22	at Texas Tech	3-1-4	0-0	0-0	0	0	0/0
11-19-22	Texas	1-2-3	0-0	0-0	0	0	0/0
11-26-22	at Kansas State	7-1-8	1.0-5	1.0-5	0	1	1/0
12-28-22	vs. Arkansas	0-2-2	0-0	0-0	0	0	0/0
2022		42-18-60	5.5-26	4.5-23	1	4	1/0
9-8-23	Illinois	2-1-3	0-0	0-0	0	0	0/0
9-16-23	at Nevada	6-0-6	1.0-1	1.0-1	0	0	0/0
2023		8-1-9	1.0-1	1.0-1	0	0	0/0
Career		50-19-69	6.5-27	5.5-24	1	4	1/0

Career Highs: Tackles - 8 (at Kansas State, 11-26-22), Pass Deflections - 2 (at West Virginia, 9-10-22), Sacks - 1.0 (Five Times, MR at Nevada, 9-16-23), Interceptions - 1 (at Baylor, 10-22-22), Forced fumbles - 1 (at Kansas State, 11-26-22), Tackles for loss - 1 (Six Times, MR at Nevada, 9-16-23)




16

LOGAN BRANTLEY
 Linebacker | 6'2" | 211 | HS | Fr.
 Denver, Colo. | Cherry Creek HS

Notables:

- A 247Sports and Rivals three-star recruit
- Led his team to a 5A state championship his senior year
- Coached by former NFL receiver Dave Logan



16
BEN EASTERS
 Quarterback | 6'3" | 215 | RS | RS-So.
 Brownsburg, Ind. | Brownsburg HS

Notables:

- Did not see action in 2022
- A 247Sports and Rivals three-star recruit out of high school



17
JADEN HAMM
 Tight End | 6'6" | 245 | HS | Fr.
 Eudora, Kan. | Eudora HS

Notables:

- An ESPN four-star recruit and 247Sports/Rivals three-star recruit
- Rated as the fifth-best player in Kansas and 25th tight end in the country



17
AKILI HUBBARD
 Safety | 6'2" | 205 | TR | Jr.
 Bellflower, Calif. | Bellflower HS/Golden West College

Notables:

- Transferred from Golden West College following the 2022 season
- Was a part of a Golden West secondary that led the country with 25 interceptions



18
KALON GERVIN
 Cornerback | 5'11" | 195 | TR | RS-Jr.
 Detroit, Mich. | Cass Technical HS/Michigan State

Notables:

- Saw action in 12 games in 2022
- Recorded his first career tackle-for-loss at Oklahoma (10-15-22)


Career Defensive Stats

Date	Opponent	UA-At-TT	TFL	Sack	Int.	PD	FF/R
9-2-22	Tennessee Tech	1-1-2	0-0	0-0	0	0	0/0
9-10-22	at West Virginia	3-1-4	0-0	0-0	0	0	0/0
9-17-22	at Houston	0-0-0	0-0	0-0	0	1	0/0
9-24-22	Duke	3-0-3	0-0	0-0	0	0	0/0
10-1-22	Iowa State	3-0-3	0-0	0-0	0	0	0/0
10-15-22	at Oklahoma	3-2-5	0-0	0-0	0	0	0/0
10-22-22	at Baylor	1-0-1	0-0	0-0	0	0	0/0
11-5-22	Oklahoma State	1-0-1	1.0-1	0-0	0	1	0/0
11-12-22	at Texas Tech	0-0-0	0-0	0-0	0	1	0/0
11-19-22	Texas	0-0-0	0-0	0-0	0	1	0/0
11-26-22	at Kansas State	1-0-1	0-0	0-0	0	0	0/0
12-28-22	vs. Arkansas	1-0-1	0-0	0-0	0	0	0/0
2022		17-4-21	1.0-1	0-0	0	4	0/0
9-1-23	Missouri State	2-0-2	0-0	0-0	0	0	0/0
9-8-23	Illinois	0-0-0	0-0	0-0	0	1	0/0
2023		2-0-2	0-0	0-0	0	1	0/0
Career		19-4-23	1.0-1	0-0	0	5	0/0

Career Highs: Tackles - 5 (at Oklahoma, 10-15-22), Pass Deflections - 1 (Five Times, MR vs. Illinois, 9-8-23), Tackles for loss - 1.0 (vs. Oklahoma State, 11-5-22).




18
JACK JACKSON
 Quarterback | 6'3" | 195 | RS | RS-So.
 Dallas, Texas | Highland Park HS



19
TJ CREWS IV
 Quarterback | 6'0" | 190 | HS | Fr.
 Lenexa, Kan. | Christ Prep Academy

Notables:

- Was named the offensive MVP following the 2022 season for his high school team
- Scored a team-high 15 touchdowns as a senior



19
TRISTIAN FLETCHER
 Linebacker | 6'0" | 225 | 1L | RS-So.
 Cypress, Texas | Cy Ridge HS/Trinity Valley CC

Notables:

- Recorded his first tackle vs. Tennessee Tech (9-2-22)
- Saw action in three games during the 2022 season

Career Defensive Stats

Date	Opponent	UA-At-TT	TFL	Sack	Int.	PD	FF/R
9-2-22	Tennessee Tech	1-0-1	0-0	0-0	0	0	0/0
11-12-22	at Texas Tech	1-0-1	0-0	0-0	0	0	0/0
2022		2-0-2	0-0	0-0	0	0	0/0

Career Highs: Tackles - 1 (Two Times, MR at Texas Tech, 11-12-22).



20
DONOVAN GAINES
 Linebacker | 5'10" | 220 | 1L | RS-So.
 Moore, Okla. | Southmoore HS

Notables:

- Recorded his first tackle as a member of the program vs. TCU (10-8-22)
- Saw action in five games on the defense

Career Defensive Stats

Date	Opponent	UA-At-TT	TFL	Sack	Int.	PD	FF/R
10-8-22	TCU	1-0-1	0-0	0-0	0	0	0/0
10-15-22	at Oklahoma	1-0-1	0-0	0-0	0	0	0/0
11-19-22	Texas	1-0-1	0-0	0-0	0	0	0/0
2022		3-0-3	0-0	0-0	0	0	0/0
9-1-23	Missouri State	0-1-1	0-0	0-0	0	0	0/0
9-8-23	Illinois	0-1-1	0-0	0-0	0	0	0/0
2023		0-2-2	0-0	0-0	0	0	0/0
Career		3-2-5	0-0	0-0	0	0	0/0

Career Highs: Tackles - 1 (Five Times, MR vs. Illinois, 9-8-23).



20
DANIEL HISHAW JR.
 Running Back | 5'10" | 220 | 2L | RS-So.
 Moore, Okla. | Moore HS

Notables:

- Has scored a rushing touchdown in each game this season
- Made a career-high 73-yard receiving touchdown vs. Duke (9-24-22)

Career Rushing Stats

Date	Opponent	No.	Yds.	TD	Avg.
9-12-20	Coastal Carolina	2	2	0	1.0
9-26-20	at Baylor	1	0	0	0.0
10-3-20	Oklahoma State	5	51	0	10.2
10-24-20	at Kansas State	6	14	0	2.3
10-31-20	Iowa State	6	2	1	0.3
11-7-20	at Oklahoma	10	73	0	7.3
12-5-20	at Texas Tech	22	87	1	4.0
2020		55	229	2	4.4
9-2-22	Tennessee Tech	5	56	1	11.2
9-10-22	at West Virginia	10	63	2	6.3
9-17-22	at Houston	11	51	1	4.6
9-24-22	Duke	10	64	0	6.4
10-1-22	Iowa State	8	28	1	3.5
2022		44	262	5	6.0
9-1-23	Missouri State	4	29	1	7.2
9-8-23	Illinois	12	98	1	8.2
9-16-23	at Nevada	9	48	1	5.3
2023		25	175	3	7.0
Career		121	666	11	5.5

Career Highs: Rushes - 22 (at Texas Tech, 12-5-20), Yards - 98 (vs. Illinois, 9-8-23), Touchdowns - 2 (at West Virginia, 9-10-22), Long - 47 (at Oklahoma, 11-7-20).

Career Receiving Stats

Date	Opponent	No.	Yds.	TD	Avg.
10-24-20	at Kansas State	1	9	0	9.0
10-31-20	Iowa State	1	-2	0	-2.0
12-5-20	at Texas Tech	3	21	0	7.0
2020		5	28	0	5.6
9-2-22	Tennessee Tech	1	5	0	5.0
9-17-22	at Houston	1	17	0	17.0
9-24-22	Duke	1	73	1	73.0

Career Highs: Receptions - 3 (at Texas Tech, 12-5-20), Yards - 73 (vs. Duke, 9-24-22), Touchdowns - 1 (vs. Duke, 9-24-22), Long - 73 (vs. Duke, 9-24-22).



22
BRIAN DILWORTH
 Cornerback | 5'11" | 180 | RS | RS-Fr.
 Hollywood, Fla. | Chaminade-Madonna Prep

Notables:

- Recorded one tackle in the only action he saw vs. Arkansas in the 2022 Autozone Liberty Bowl

Career Defensive Stats

Date	Opponent	UA-At-TT	TFL	Sack	Int.	PD	FF/R
12-28-22	vs. Arkansas	0-1-1	0-0	0	0	0	0/0

Career Highs: Tackles - 1 (vs. Arkansas, 12-28-22).



23
MASON ELLIS
 Safety | 6'2" | 205 | RS | RS-Fr.
 Mulvane, Kan. | Mulvane HS

Notables:

- Did not see action in the 2022 season, red-shirted



24
REIS VERNON
 Punter | 6'2" | 195 | 3L | Jr.
 Bixby, Okla. | Bixby HS

Notables:

- Was named Academic All-Big 12 Football First Team in 2021
- Landed 10 punts inside the 20-yard line in 2022

Career Punting Stats

Date	Opponent	No.	Yds.	Avg.
10-24-20	at Kansas State	5	173	34.6
10-31-20	Iowa State	5	258	43.0
11-7-20	at Oklahoma	9	331	36.8
11-28-20	TCU	11	408	37.1
12-5-20	at Texas Tech	7	268	38.3
2020		38	1,438	37.8
9-3-21	South Dakota	7	281	40.1
9-10-21	at Coastal Carolina	1	38	38.0
9-18-21	Baylor	8	376	47.0
9-25-21	at Duke	4	131	38.3
10-2-21	at Iowa State	5	208	41.6
10-16-21	Texas Tech	4	129	32.3
10-23-21	Oklahoma	1	36	36.0
10-30-21	at Oklahoma State	7	310	44.3
11-6-21	Kansas State	4	177	44.2
11-13-21	at Texas	4	153	38.2
11-20-21	at TCU	3	102	34.0
11-27-21	West Virginia	1	40	40.0
2021		49	1,981	40.4
9-10-22	at West Virginia	3	129	43.0
9-17-22	at Houston	2	86	43.0
9-24-22	Duke	1	45	45.0
10-1-22	Iowa State	6	239	39.8
10-8-22	TCU	3	125	41.7
10-15-22	at Oklahoma	5	212	42.4
10-22-22	at Baylor	2	63	31.5
11-5-22	Oklahoma State	3	94	31.3
11-12-22	at Texas Tech	2	96	48.0
11-19-22	Texas	3	118	39.3
11-26-22	at Kansas State	5	190	38.0
2022		35	1,397	39.9
Career		122	4,816	39.5

Career Highs: Punts - 11 (vs. TCU, 11-28-20), Yards - 408 (vs. TCU, 11-28-20), Game average - 48.0 (at Texas Tech, 11-12-22).



24
DAMARIUS MCGHEE
 Cornerback | 6'0" | 170 | TR | RS-So.
 Pensacola, Fla. | Pensacola HS/LSU

Notables:

- Transferred from LSU following the 2022 season
- Started in the Valero Texas Bowl in 2021 as a freshman



25
DYLAN MCDUFFIE
 Running Back | 6'0" | 220 | TR | RS-Sr.
 Buffalo, N.Y. | Sweet Home HS/Georgia Tech


Notables:

- Transferred from Georgia Tech following the 2022 season
- Recorded a rushing touchdown as a Yellow Jacket against Western Carolina (9-10-2022)
- Produced 40 yards and a touchdown off of six touches in his first game at KU

Career Rushing Stats

Date	Opponent	No.	Yds.	TD	Avg.
9-1-23	Missouri State	6	40	1	6.7
9-8-23	Illinois	7	19	0	2.7
9-16-23	at Nevada	5	13	0	2.6
2023		18	72	1	4.0

Career Highs: Rushes - 7 (vs. Illinois, 9-8-23), Yards - 40 (vs. Missouri State, 9-1-23), Touchdowns - 1 (vs. Missouri State, 9-1-23).



25
KALEB PURDY
 Safety | 5'11" | 185 | RS | RS-Fr.
 St. Louis, Mo. | DeSmet Jesuit HS

Notables:

- Did not see action in the 2022 season, red-shirted



26
KRISHAWN BROWN
 Linebacker | 6'1" | 220 | 1L | RS-So.
 Tulsa, Okla. | Booker T. Washington HS

Notables:

- Played in three games as a part of the special teams unit in 2022



26
JOHNNY THOMPSON JR.
 Running Back | 5'11" | 186 | HS | Fr.
 Canoga Park, Calif. | Oaks Christian School

Notables:


- A 247Sports and Rivals 3-star recruit
- Rushed for 1,035 yards and 16 touchdowns on 152 carries as a senior



27
TAYLOR DAVIS
 Safety | 6'0" | 180 | HS | Fr.
 Missouri City, Texas | Ridge Point HS

Notables:

- A 247Sports and Rivals 3-star recruit
- Touchdown Club of Houston 2022 Defensive Player of the Year finalist



28
JB BROWN
 Linebacker | 6'2" | 230 | TR | Jr.
 Hughes, Ark. | Har-Ber HS/Bowling Green

Notables:

- Transferred from Bowling Green following the 2022 season
- Produced six tackles including two tackles for loss and one sack vs. Illinois (9-8-23)

Career Defensive Stats

Date	Opponent	UA-At-TT	TFL	Sack	Int.	PD	FF/R
9-1-23	Missouri State	2-2-4	0.5-2	0-0	0	1	0/0
9-8-23	Illinois	3-3-6	2.0-7	1.0-6	0	1	0/0
9-16-23	at Nevada	2-1-3	1.0-11	0-0	0	0	1/0
2023		7-6-13	3.5-20	1.0-6	0	2	1/0

Career Highs: Tackles - 6 (vs. Illinois, 9-8-23), Tackles for loss - 2.0 (vs. Illinois, 9-8-23), Sacks - 1.0 (vs. Illinois, 9-8-23), Pass deflections - 1 (Two Times, MR vs. Illinois, 9-8-23)



28
SEVION MORRISON
 Running Back | 6'0" | 210 | 1L | Jr.
 Tulsa, Okla. | Edison HS/Nebraska

Notables:

- Ran for a career-high 70 yards on eight touches in season opener vs. Tennessee Tech (9-2-22) last season.

Career Rushing Stats

Date	Opponent	No.	Yds.	TD	Avg.
9-2-22	Tennessee Tech	8	70	1	8.8
9-10-22	at West Virginia	1	7	0	7.0
9-17-22	at Houston	1	30	0	30.0
9-24-22	Duke	2	3	0	1.5
10-8-22	TCU	1	40	0	40.0
10-15-22	at Oklahoma	3	1	0	0.3
10-22-22	at Baylor	2	3	0	1.5
11-19-22	Texas	5	11	0	2.2
2022		23	165	1	7.2
9-1-23	Missouri State	8	41	1	5.1
Career		31	206	2	6.7

Career Highs: Rushes - 8 (Two Times, MR vs. Missouri State, 9-1-23), Yards - 70 (vs. Tennessee Tech, 9-2-22), Touchdowns - 1 (Two Times, MR vs. Missouri State, 9-1-23).

Career Receiving Stats

Date	Opponent	No.	Yds.	TD	Avg.
9-17-22	at Houston	1	13	0	13.0
10-8-22	TCU	1	1	0	1.0
10-22-22	at Baylor	1	12	0	12.0
2022		3	26	0	8.7
Career		3	26	0	8.7

Career Highs: Receptions - 1 (Three Times, MR at Baylor, 10-22-22), Yards - 13 (at Houston, 9-17-22).

Career Kick Return Stats

Date	Opponent	No.	Yds.	TD	Avg.
10-1-22	Iowa State	2	58	0	29.0
11-19-22	Texas	3	63	0	21.0
12-28-22	vs. Arkansas	1	7	0	7.0
2022		6	128	0	21.3
Career		6	128	0	21.3

Career Highs: Returns - 3 (vs. Texas, 11-19-22), Yards - 63 (vs. Texas, 11-19-22).



29
JAMEEL CROFT
 Cornerback | 6'0" | 177 | HS | Fr.
 Detroit, Mich. | Martin Luther King HS

Notables:

- A 247Sports and Rivals 3-star recruit
- 2022 Michigan Associated Press Division 3A All-State Team



29
REECE THOMAS
 Wide Receiver | 5'10" | 178 | RS | RS-So.
 Lansing, Kan. | Lansing HS



30
RICH MILLER
 Linebacker | 6'1" | 230 | 2L | Sr.
 Detroit, Mich. | Martin Luther King HS/Buffalo

Notables:

- Recorded 1.5 tackles for loss at Nevada (9-16-23), a career-high
- Preseason All-Big 12 Third Team by Athlon
- Notched a season-high 12 tackles at West Virginia (9-10-22)

Career Defensive Stats

Date	Opponent	UA-At-TT	TFL	Sack	Int.	PD	FF/R
9-3-21	South Dakota	1-0-1	0-0	0-0	0	0	0/0
9-10-21	at Coastal Carolina	2-2-4	0-0	0-0	0	1	0/0
9-18-21	Baylor	1-0-1	0-0	0-0	0	0	0/0
9-25-21	at Duke	7-7-14	0-0	0-0	0	0	0/0
10-2-21	at Iowa State	3-2-5	0-0	0-0	0	0	0/0
10-16-21	Texas Tech	7-0-7	1-0-1	1-0-12	0	0	0/0
10-23-21	Oklahoma	3-3-6	0-0	0-0	0	0	1/0
10-30-21	at Oklahoma State	7-2-9	1-0-2	0-0	0	0	0/0
11-6-21	Kansas State	8-0-8	0-0	0-0	0	1	0/0
11-13-21	at Texas	8-0-8	1-0-1	0-0	0	0	0/1
11-20-21	at TCU	3-4-7	0-0	0-0	0	0	0/0
11-27-21	West Virginia	7-2-9	2-0-15	1-0-14	0	0	0/0
2021		57-22-79	5.0-19	2.0-26	0	2	1/1
9-2-22	Tennessee Tech	2-4-6	0-0	0-0	0	0	0/0
9-10-22	at West Virginia	7-5-12	0-0	0-0	0	0	0/0
9-17-22	at Houston	7-2-9	1-0-7	0-0	0	0	0/0
9-24-22	Duke	4-0-4	0-0	0-0	0	0	0/0
10-1-22	Iowa State	2-5-7	0.5-1	0-0	0	0	0/0
10-8-22	TCU	5-4-9	0.5-1	0-0	0	0	0/0
10-15-22	at Oklahoma	4-5-9	0-0	0-0	0	0	0/0
10-22-22	at Baylor	6-1-7	0-0	0-0	0	0	0/0
11-5-22	Oklahoma State	5-1-6	1.0-4	1-0-4	1	1	0/0
11-12-22	at Texas Tech	4-2-6	0-0	0-0	0	0	0/0
11-19-22	Texas	3-1-4	0-0	0-0	0	0	0/0
11-26-22	at Kansas State	4-0-4	0-0	0-0	0	0	0/0
12-28-22	vs. Arkansas	3-8-11	0-0	0-0	0	0	0/0
2022		56-38-94	3.0-13	1.0-4	1	1	0/0
9-1-23	Missouri State	6-1-7	0-0	0-0	0	0	0/0
9-8-23	Illinois	2-0-2	0-0	0-0	0	0	0/0
9-16-23	at Nevada	4-2-6	1.5-5	0-0	0	0	0/0
2023		12-3-15	1.5-5	0-0	0	0	0/0
Career		125-63-188	9.5-37	3.0-30	1	3	1/1

Career Highs: Tackles - 12 (at West Virginia, 9-10-22), Tackles for Loss - 1.5 (at Nevada, 9-16-23), Sacks - 1 (Two Times, MR vs. Oklahoma State, 11-5-22), Pass deflections - 1 (Three times, MR vs. Oklahoma State, 11-5-22), Forced Fumbles - 1 (vs. Oklahoma, 10-23-21), Fumble Recoveries - 1 (at Texas, 11-13-21), Interceptions - 1 (vs. Oklahoma State, 11-5-22).



30
CARSON MORGAN
 Running Back | 6'0" | 200 | HS | Fr.
 Bentonville, Ark. | Bentonville HS

Notables:

- Accumulated over 1,500 rushing yards, 700 career receiving yards and 17 total touchdowns at Bentonville high school
- Arkansas 7A West Second Team All-Conference



31
LANDON NELSON
 Safety | 5'11" | 190 | 1L | RS-So.
 Maui, Hawaii | Valley HS

Notables:

- Saw action for the first time last season vs. Texas (11-19-22)
- Recorded his first tackle as a Jayhawk vs. Texas (11-19-22)

Career Defensive Stats

Date	Opponent	UA-At-TT	TFL	Sack	Int.	PD	FF/R
11-19-22	Texas	1-0-1	0-0	0-0	0	0	0/0
Career Highs:							
Tackles - 1 (vs. Texas, 11-19-22).							



32
DYLAN DOWNING
 Linebacker | 6'1" | 235 | 1L | RS-Jr.
 Kansas City, Kan. | Bishop Miege HS

Notables:

- Saw action in five games during the 2022 season
- Recorded a career-high two tackles at Kansas State (11-26-22)

Career Defensive Stats

Date	Opponent	UA-At-TT	TFL	Sack	Int.	PD	FF/R
10-8-22	TCU	1-0-1	0-0	0-0	0	0	0/0
11-12-22	at Texas Tech	1-0-1	0-0	0-0	0	0	0/0
11-26-22	at Kansas State	2-0-2	0-0	0-0	0	0	0/0
2022		4-0-4	0-0	0-0	0	0	0/0
Career		4-0-4	0-0	0-0	0	0	0/0
Career Highs:							
Tackles - 2 (at Kansas State, 11-26-22).							



34
OWEN PIEPERGERDES
 Kicker | 6'6" | 260 | RS | RS-So.
 Kansas City, Mo. | Rockhurst HS

Notables:

- Saw time as the place kicker in four games in 2022
- Went a perfect 9-for-9 in PATs during 2022

Career Kicking Stats

Date	Opponent	FGM-A	Pct.	XPM-A	Pct.	Pts.
11-19-22	Texas	0-0	00.0	2-2	100.0	2
11-26-22	at Kansas State	0-0	00.0	3-3	100.0	3
12-28-22	vs. Arkansas	1-1	100.0	4-4	100.0	7
2022		1-1	100.0	9-9	100.0	12
Career		1-1	100.0	9-9	100.0	12

Career Highs: Long - 36 (vs. Arkansas, 12-28-22), Field Goals Made - 1 (vs. Arkansas, 12-28-22), Extra Points Made - 4 (vs. Arkansas, 12-28-22), Points - 7 (vs. Arkansas, 12-28-22).



34
ALEX RAICH
 Linebacker | 6'3" | 215 | TR | Jr.
 Chur, Switzerland | Quader Schulhaus/Golden West College

Notables:

- Transferred from Golden West College following the 2022 season



35
BILLY CONAWAY
 Running Back | 6'2" | 220 | TR | RS-Jr.
 Kansas City, Kan. | Shawnee Mission North/Butler CC

Notables:

- Transferred from Butler Community College following the 2022 season



35
TONY TERRY
 Defensive End | 6'5" | 250 | HS | Fr.
 Jackson, Mo. | Jackson HS

Notables:

- Class 5A All-Region and SEMO All-Conference



36
PATRICK JOYNER JR.
 Defensive End | 6'3" | 250 | TR | RS-Sr.
 Miami, Florida | South Dade HS/Miami/Utah State

Notables:

- Recorded two tackles and a sack for a loss of one vs. Illinois (9-8-23)
- Notched two tackles for the second time in 2023 at Nevada (9-16-23)

Career Defensive Stats

Date	Opponent	UA-At-TT	TFL	Sack	Int.	PD	FF/R
9-8-23	Illinois	2-0-2	1.0-1	1.0-1	0	0	0/0
9-16-23	at Nevada	1-1-2	0-0	0-0	0	0	0/0
2023		3-1-4	1.0-1	1.0-1	0	0	0/0

Career Highs: Tackles - 2 (Two Times, MR at Nevada, 9-16-23), Sacks - 1 (vs. Illinois, 9-8-23), Tackles for loss - 1 (vs. Illinois, 9-8-23)



36
ISAIAH COPPAGE
 Wide Receiver | 6'0" | 191 | HS | Fr.
 Shawnee Mission, Kan. | Bishop Miege HS

Notables:

- 2022 Otis Taylor Award Winner, awarded to the Kansas City Metro's best wide receiver/tight end
- Selected to play in the 2023 Kansas Shrine Bowl



37
HAYDEN HATCHER
 Defensive End | 6'3" | 240 | 3L | RS-Sr.
 Council Bluffs, Iowa | Lewis Central HS

Notables:

- Recorded at least one tackle in 10 games during the 2022 season
- Tallied a career-high seven tackles with two tackles for loss vs. Missouri State (9-1-23)

Career Defensive Stats

Date	Opponent	UA-At-TT	TFL	Sack	Int.	PD	FF/R
9-26-20	at Baylor	0-2-2	0.0	0-0	0	0	0/0
10-3-20	Oklahoma State	3-0-3	1.0-1	0-0	0	0	0/0
10-24-20	at Kansas State	1-0-1	0-0	0-0	0	0	0/0
10-31-20	Iowa State	1-0-1	0-0	0-0	0	0	0/0
2020		5-2-7	1.0-1	0.0	0	0	0/0
9-3-21	South Dakota	1-0-1	0-0	0-0	0	0	0/0
9-10-21	at Coastal Carolina	2-0-2	0-0	0-0	0	0	0/0
9-25-21	at Duke	1-2-3	0-0	0-0	0	0	0/1
2021		4-2-6	0-0	0-0	0	0	0/1
9-2-22	Tennessee Tech	1-2-3	1.5-5	0.5-2	0	0	0/0
9-10-22	at West Virginia	1-1-2	0-0	0-0	0	0	0/0
9-17-22	at Houston	2-2-4	0-0	0-0	0	0	0/0
10-8-22	TCU	0-1-1	0-0	0-0	0	0	0/0
10-15-22	at Oklahoma	1-0-1	0-0	0-0	0	0	0/0
10-22-22	at Baylor	1-1-2	0-0	0-0	0	0	0/0
11-5-22	Oklahoma State	0-2-2	0.5-0	0-0	0	0	0/0
11-12-22	at Texas Tech	1-0-1	0-0	0-0	0	0	0/0
11-19-22	Texas	2-0-2	0-0	0-0	0	0	0/0
12-28-22	vs. Arkansas	0-3-3	0-0	0-0	0	1	0/0
2022		9-12-21	2.0-5	0.5-2	0	1	0/0
9-1-23	Missouri State	2-5-7	2.0-3	0-0	0	0	0/0
9-8-23	Illinois	0-3-3	0.5-1	0-0	0	0	0/0
2023		2-8-10	2.5-4	0-0	0	0	0/0
Career		20-24-44	5.5-10	0.5-2	0	1	0/1

Career Highs: Tackles - 7 (vs. Missouri State, 9-1-23), Tackles for Loss - 2.0 (vs. Missouri State, 9-1-23), Sacks - 0.5 (vs. Tennessee Tech, 9-2-22) Fumble recoveries - 1 (at Duke, 9-25-21).



37
GRAYDEN ADDISON
 Punter | 5'11" | 220 | 1L | RS-So.
 Noblesville, Ind. | Noblesville HS

Notables:

- Made his Kansas debut vs. the Longhorns (11-19-22)
- Punted four times in the 2022 Autozone Liberty bowl for 158 yards

Career Punting Stats

Date	Opponent	No.	Yds.	Avg.
11-19-22	Texas	1	28	28.0
12-28-22	vs. Arkansas	4	158	39.5
2022		5	186	37.2

Career highs: Punts - 4 (vs. Arkansas, 12-28-22), Yards - 158 (vs. Arkansas, 12-28-22), Game average - 39.5 (vs. Arkansas, 12-28-22).



38
JACK SCHNEIDER
 Cornerback | 6'3" | 175 | HS | Fr.
 Overland Park, Kan. | Blue Valley West

Notables:

- Named First Team All-State and First Team All-Conference in 2022
- Selected to play in the 2023 Kansas Shrine Bowl



39
COLE MONDRI
 Linebacker | 5'10" | 220 | 1L | RS-So.
 Lawrence, Kan. | Lawrence HS

Notables:

- Did not see game action, red-shirted



40
TABOR ALLEN
 Kicker | 6'1" | 190 | 3L | Jr.
 Mansfield, Texas | Mansfield Lakeridge HS

Notables:

- The main kicker for kickoffs during 2022
- Totaled 79 kickoffs for 4,826 yards and 43 touchbacks

Career Kickoff Stats

Date	No.	Yds.	Avg.	TB	OB
2020	18	943	52.4	6	0
2021	43	2,705	62.9	29	1
2022	79	4,826	61.1	43	2
2023	22	1,413	64.2	19	1
Career	162	9,887	61.0	97	4



40
DEVIN PHILLIPS
 Defensive Line | 6'2" | 325 | TR | RS-Sr.
 Monroe, La. | Neville HS/Colorado State

Notables:

- Preseason All-Big 12 Fourth Team by Phil Steele
- Transferred from Colorado State after the 2021 season

Career Defensive Stats

Date	Opponent	UA-At-TT	TFL	Sack	Int.	PD	FF/R
9-8-23	Illinois	1-0-1	0-0	0-0	0	0	0/0

Career Highs: Tackles - 1 (vs. Illinois, 9-8-23)



41
HUNTER LUKE
 Wide Receiver | 5'10" | 155 | HS | Fr.
 Austin, Texas | Westlake HS

Notables:

- Helped lead high school team to the 2021 Texas 6A State Championship
- Was on the 2023 state finalist 4x100 meter relay team at Westlake



41
EZRA VEDRAL
 Linebacker | 6'2" | 204 | HS | Fr.
 Omaha, Neb. | Creighton Prep HS

Notables:

- Named to the 102nd World-Herald All-Nebraska football team
- Second team defense in 2022



43
ANDREW RUSSELL
 Safety | 6'2" | 200 | 1L | RS-Sr.
 Victor, N.Y. | Victor HS/Michigan

Notables:

- Saw action in seven games during the 2022 season
- Recorded one tackle in four games last season

Career Defensive Stats

Date	Opponent	UA-At-TT	TFL	Sack	Int.	PD	FF/R
9-24-22	Duke	1-0-1	0-0	0-0	0	0	0/0
10-22-22	at Baylor	1-0-1	0-0	0-0	0	0	0/0
11-26-22	at Kansas State	1-0-1	0-0	0-0	0	0	0/0
12-28-22	vs. Arkansas	1-0-1	0-0	0-0	0	0	0/0
2022		4-0-4	0-0	0-0	0	0	0/0
Career		4-0-4	0-0	0-0	0	0	0/0

Career Highs: Tackles - 1 (Four Times, MR vs. Arkansas, 12-28-22).



44
CORNELL WHEELER
 Linebacker | 6'0" | 225 | 2L | Jr.
 West Bloomfield, Mich. | West Bloomfield HS/
 Michigan

Notables:

- Set a new career-high with three tackles at Nevada (9-16-23)
- Saw action in two games last season.
- Recorded his first tackle as a Jayhawk at Iowa State (10-2-21)

Career Defensive Stats

Date	Opponent	UA-A-TT	TFL	Sack	Int.	PD	FF/R
10-2-21	at Iowa State	0-1-1	0-0	0-0	0	0	0/0
2021		0-1-1	0-0	0-0	0	0	0/0
9-16-23	at Nevada	2-1-3	0-0	0-0	0	0	0/0
Career		2-2-4	0-0	0-0	0	0	0/0

Career Highs: Tackles - 3 (at Nevada, 9-16-23)



45
TREVOR KARDELL
 Tight End | 6'5" | 255 | 2L | Jr.
 Lee's Summit, Mo. | Lee's Summit West HS

Notables:

- Saw action in seven games during the 2022 season
- Logged his first touchdown donning the crimson and blue vs. Duke (9-24-22)

Career Receiving Stats

Date	Opponent	No.	Yds.	TD	Avg.
10-30-21	at Oklahoma State	2	12	0	6.0
11-13-21	at Texas	2	30	0	15.0
11-20-21	at TCU	1	44	0	44.0
2021		5	86	0	17.2
9-17-22	at Houston	1	17	0	17.0
9-24-22	Duke	3	44	1	14.7
10-8-22	TCU	1	4	0	4.0
2022		5	65	1	13.0
9-1-23	Missouri State	2	22	0	11.0
Career		12	173	1	14.4

Career Highs: Receptions - 3 (vs. Duke, 9-24-22), Yards - 44 (Two Times, MR vs. Duke, 9-24-22), Long - 44 (at TCU, 11-20-21), Touchdowns - 1 (vs. Duke, 9-24-22)



45
DEAN MILLER
 Defensive End | 6'5" | 200 | RS | RS-So.
 Los Angeles, Calif. | Cathedral HS/College of the
 Canyons

Notables:

- Finished with one assisted tackle vs. Arkansas in the 2022 Autozone Liberty Bowl

Career Defensive Stats

Date	Opponent	UA-At-TT	TFL	Sack	Int.	PD	FF/R
12-28-22	vs. Arkansas	0-1-1	0-0	0-0	0	0	0/0
2022		0-1-1	0-0	0-0	0	0	0/0
9-1-23	Missouri State	1-0-1	0-0	0-0	0	0	0/0
9-16-23	at Nevada	1-0-1	0-0	0-0	0	0	0/0
2023		2-0-2	0-0	0-0	0	0	0/0
Career		2-1-3	0-0	0-0	0	0	0/0

Career Highs: Tackles - 1 (Three Times, MR at Nevada, 9-16-23).



46
DILLON MONG
 Tight End | 6'7" | 201 | HS | Fr.
 Shawnee Mission, Kan. | Shawnee Mission East
 HS

Notables:

- Named a Kansas 2022 6A All-State Honorable Mention
- Also played basketball in high school



46
DAVION WESTMORELAND
 Defensive End | 6'3" | 250 | RS | RS-So.
 Griffin, Ga. | Griffin HS/Hutchinson CC

Notables:

- Recorded his first solo tackle as a Jayhawk at Baylor (10-15-22)
- Saw time in the season-opener vs. Missouri State (9-1-23), finishing with a tackle

Career Defensive Stats

Date	Opponent	UA-A-TT	TFL	Sack	Int.	PD	FF/R
10-15-22	at Baylor	1-0-1	0-0	0-0	0	0	0/0
11-19-22	Texas	0-1-1	0-0	0-0	0	0	0/0
2022		1-1-2	0-0	0-0	0	0	0/0
9-1-23	Missouri State	1-0-1	0-0	0-0	0	0	0/0
9-16-23	at Nevada	0-1-1	0-0	0-0	0	0	0/0
2023		1-1-2	0-0	0-0	0	0	0/0
Career		2-2-4	0-0	0-0	0	0	0/0

Career Highs: Tackles - 1 (Four Times, MR at Nevada, 9-16-23)



47
JARED CASEY
 Tight End | 6'0" | 255 | 2L | Jr.
 Plainville, Kan. | Plainville HS


Notables:

- Finished 2022 with three touchdown receptions
- Earned his first touchdown of 2023 vs. Illinois (9-8-23)

Career Receiving Stats

Date	Opponent	No.	Yds.	TD	Avg.
11-20-21	at TCU	4	34	1	8.5
11-27-21	West Virginia	4	67	1	16.8
2021		8	101	2	12.6
9-10-22	at West Virginia	2	23	0	11.5
9-17-22	at Houston	1	8	1	8.0
9-24-22	Duke	2	24	0	12.0
10-1-22	Iowa State	1	30	0	30.0
10-15-22	at Oklahoma	1	9	0	9.0
10-22-22	at Baylor	1	20	0	20.0
11-5-22	Oklahoma State	2	6	1	3.0
11-12-22	at Texas Tech	1	66	1	66.0
11-19-22	Texas	1	9	0	9.0
11-26-22	at Kansas State	4	23	0	5.8
12-28-22	vs. Arkansas	2	6	1	3.0
2022		16	218	3	13.6
9-8-23	Illinois	1	5	1	5.0
Career		25	324	6	13.0

Career Highs: Receptions - 4 (Three Times, MR at Kansas State, 11-26-22), Yards - 67 (vs. West Virginia, 11-27-21), Touchdowns - 1 (Five times, MR vs. Illinois, 9-8-23)



47

JACOBY DAVIS
 Cornerback | 5'10" | 165 | HS | Fr.
 Houston, Texas | North Shore Senior HS

Notables:

- A 247Sports and Rivals 3-star
- Named 2021 6A First Team All-Defense in 2022
- Recorded a pass breakup and interception in the 2022 6A State Championship game



50

MIKE NOVITSKY
 Offensive Line | 6'5" | 300 | 1L | RS-Sr.
 Victor, N.Y. | Victor HS

Notables:

- Preseason All-Big 12 First Team by the Big 12 and Athlon
- Preseason Rimington Trophy Watch List
- 2022 All-Big 12 Second Team (Coaches)



51

EMORY DUGGAR
 Long Snapper | 6'2" | 225 | SQ | RS-So.
 Baton Rouge, La. | Catholic HS

Notables:

- Played in final five games of the 2022 season as KU's longsnapper, replacing Luke Hosford due to injury



52

LOGAN BROWN
 Offensive Line | 6'6" | 320 | TR | RS-Jr.
 Grand Rapids, Mich. | East Kentwood HS/
 Wisconsin

Notables:

- Transferred from Wisconsin following the 2022 season
- Appeared in six games while making three starts for the Badgers last season



52

D.J. WITHERS
 Defensive Line | 6'4" | 292 | RS | RS-Fr.
 Little Rock, Ark. | Joe T. Robinson HS

Notables:

- Recorded a career-high three tackles vs. the Longhorns (11-19-22)
- Earned a tackle for loss for his first tackle of 2023 vs. Illinois (9-8-23)

Career Defensive Stats

Date	Opponent	UA-At-TT	TFL	Sack	Int.	PD	FF/R
9-2-22	Tennessee Tech	0-1-1	0-0	0-0	0	0	0/0
9-24-22	Duke	1-0-1	0-0	0-0	0	0	0/0
11-12-22	at Texas Tech	0-1-1	0-0	0-0	0	0	0/0
11-19-22	Texas	3-0-3	1.0-1	0-0	0	0	0/0
2022		4-2-6	1.0-1	0-0	0	0	0/0
9-8-23	Illinois	1-0-1	1.0-2	0-0	0	0	0/0
Career		5-2-7	2.0-3	0-0	0	0	0/0

Career Highs: Tackles - 3 (vs. Texas, 11-19-22), Tackles-for-loss - 1.0 (Two Times, MR vs. Illinois, 9-8-23)



53

CALEB TAYLOR
 Defensive Line | 6'4" | 300 | 2L | Jr.
 St. Louis, Mo. | Staley HS

Notables:

- Saw action in eight games last season
- Matched his career-high with four tackles at Oklahoma (10-15-22)

Career Defensive Stats

Date	Opponent	UA-At-TT	TFL	Sack	Int.	PD	FF/R
11-7-20	Oklahoma	0-2-2	0-0	0-0	0	0	0/0
11-28-20	TCU	1-0-1	0-0	0-0	0	0	0/0
12-5-20	at Texas Tech	0-0-0	0-0	0-0	0	0	1/0
2020		1-2-3	0-0	0-0	0	0	1/0
9-3-2021	South Dakota	2-0-2	2-5	0-0	0	0	1/0
9-10-21	at Coastal Carolina	2-1-3	0-0	0-0	0	0	0/0
9-18-21	Baylor	1-1-2	0-0	0-0	0	0	0/0
9-25-21	at Duke	2-2-4	0-0	0-0	0	0	0/0
10-30-21	at Oklahoma State	0-1-1	0-0	0-0	0	0	0/0
11-13-21	at Texas	1-0-1	0-0	0-0	0	0	0/0
11-20-21	at TCU	0-1-1	0-0	0-0	0	0	0/0
2021		8-6-14	2-5	0-0	0	0	0/0
9-2-22	Tennessee Tech	0-1-1	0-0	0-0	0	0	0/0
10-1-22	Iowa State	1-1-2	0-0	0-0	0	0	0/0
10-8-22	TCU	0-1-1	0-0	0-0	0	0	0/0
10-15-22	at Oklahoma	1-3-4	0.5-0	0-0	0	0	0/0
11-12-22	at Texas Tech	0-1-1	0-0	0-0	0	0	0/0
2022		2-7-9	0.5-0	0-0	0	0	0/0
Career		11-15-26	2.5-5	0-0	0	0	1/0

Career Highs: Tackles - 4 (Two Times, MR at Oklahoma, 10-15-22), Tackles for Loss - 2 (vs. South Dakota, 9-3-12) Fumble recoveries - 1 at (Texas Tech, 12-5-20), Sacks - 0.5 (vs. Tennessee Tech, 9-2-22).



54
MICHAEL FORD JR.
 Offensive Line | 6'3" | 305 | 2L | Jr.
 Homewood, Ill. | Homewood-Flossmoor HS

Notables:


- Played in all 13 games last season
- Did not allow a sack in six games last season



55
ARMAJ REED-ADAMS
 Offensive Line | 6'5" | 330 | 2L | RS-So.
 DeSoto, Texas | DeSoto HS

Notables:

- Saw action in two games in 2022



56
MARCUS CALVIN
 Defensive Line | 6'2" | 308 | HS | Fr.
 St. Petersburg, Fla. | Gibbs HS

Notables:

- A 247Sports and Rivals 3-star recruit
- Posted 76 total tackles his senior season



57
HANK KELLY
 Offensive Line | 6'4" | 305 | SQ | So.
 Fayetteville, Ark. | Fayetteville HS

Notables:

- Did not see game action in 2022



58
KAEL FARKES
 Offensive Line | 6'3" | 290 | RS | RS-Fr.
 Lenexa, Kan. | Shawnee Mission Northwest HS

Notables:

- Did not see game action in 2022



59
JAYDON BRITTINGHAM
 Defensive End | 6'3" | 235 | HS | Fr.
 Lawrence, Kan. | Lawrence HS

Notables:

- Played under head coach Clint Bowen at Lawrence high school



59
NOLAN GORCZYCA
 Offensive Line | 6'6" | 310 | 1L | RS-So.
 Omaha, Neb. | Roncalli Catholic HS/Buffalo

Notables:

- Appeared in one game last season, the season opener vs. Tennessee Tech



60
LUKE HOSFORD
 Long Snapper | 6'2" | 225 | 2L | RS-Jr.
 Cuyahoga Falls, Ohio | Woodridge HS

Notables:

- Preseason All-Big 12 Third Team by Phil Steele
- Played five games in 2022, missed the rest of the season due to injury



63
JAKE EISENHAUER
 Offensive Line | 6'1" | 305 | SQ | RS-So.
 Salina, Kan. | Salina Central HS

Notables:

- Did not see game action in 2022



67
DOMINICK PUNI
 Offensive Line | 6'5" | 320 | 1L | RS-Sr.
 St. Charles, Mo. | Francis Howell Central HS/
 Central Missouri

Notables:

- Preseason All-Big 12 Second Team by Phil Steele
- 2022 All-Big 12 Honorable Mention



70
KOBE BAYNES
 Offensive Line | 6'4" | 320 | 1L | RS-So.
 Jacksonville, Fla. | Sandalwood HS/Louisville

Notables:

- Appeared in three games in 2022



71
JAMES LIVINGSTON
 Offensive Line | 6'7" | 305 | RS | RS-Fr.
 Dexter, Mich. | Dexter HS

Notables:

- Did not see game action in 2022



71
GRADY SEYFERT
 Defensive Line | 6'1" | 263 | HS | Fr.
 Beloit, Kan. | Beloit HS

Notables:

- Named to the Kansas Football Coaches Association Top 11 Team
- All-Vtype Defensive Player of the Year in Central Kansas



76
SPENCER LOVELL
 Offensive Line | 6'6" | 330 | TR | RS-Jr.
 Fort Collins, Colo. | Rocky Mountain HS/Arizona State/Cal

Notables:

- Transferred from Cal following the 2022 season
- Played in and started each of the first three games at right guard before suffering a season-ending injury in game three at Notre Dame



72
DANNY ROBINSON
 Offensive Line | 6'5" | 305 | SQ | RS-So.
 Overland Park, Kan. | Blue Valley Northwest HS

Notables:

- Did not see game action in 2022



77
BRYCE CABELDUE
 Offensive Line | 6'6" | 300 | 3L | Jr.
 Clovis, N.M. | Clovis HS

Notables:

- Appeared in 11 games while starting 10 during the 2022 season



73
DRE DOIRON
 Offensive Line | 6'4" | 305 | 1L | RS-So.
 London, Ontario | Catholic Central HS/Buffalo

Notables:

- Appeared in three games for Kansas in 2022



80
MACK MOELLER
 Tight End | 6'3" | 220 | SQ | So.
 Mission, Kan. | Bishop Miege HS

Notables:


- Did not see game action in 2022



74
DE'KEDRICK STERNS
 Offensive Line | 6'4" | 315 | SQ | RS-So.
 Austin, Texas | Del Valle HS

Notables:

- Appeared in three games for Kansas in 2022



81
QUINTON CONLEY
 Wide Receiver | 6'6" | 220 | RS | RS-Fr.
 Kansas City, Mo. | Pembroke HS

Notables:

- Did not see game action in 2022, red-shirted



75
CALVIN CLEMENTS
 Offensive Line | 6'7" | 310 | HS | Fr.
 Lawrence, Kan. | Free State HS

Notables:

- Rated the No. 8 player in the state of Kansas by Rivals and 247Sports
- Named to the Lawrence Journal-World's All-Area Team



82
ISREAL MOSES
 Wide Receiver | 6'2" | 187 | HS | Fr.
 Minneapolis, Minn. | De La Salle HS

Notables:

- Three-year starter and team captain for his high school football team



85
JARRED SAMPLE
 Wide Receiver | 5'10" | 175 | HS | Fr.
 Cypress, Texas | Cypress Ranch HS

Notables:

- A 247Sports and Rivals 3-star recruit



86
SURAHZ BUNCOM
 Wide Receiver | 6'4" | 175 | HS | Fr.
 Chula Vista, Calif. | Mater Dei Catholic HS

Notables:

- A 247Sports and Rivals 3-star recruit



87
WILL HUGGINS
 Tight End | 6'7" | 245 | 2L | RS-So.
 Lenexa, Kan. | Shawnee Mission South HS

Notables:

- Appeared in one game for Kansas in 2022, did not record any stats

Career Receiving Stats

Date	Opponent	No.	Yds.	TD	Avg.
11-7-20	at Oklahoma	1	20	1	20.0
Career		1	20	1	20.0

Career Highs: Receptions - 1 (at Oklahoma, 11-7-20), Yards - 20 (at Oklahoma, 11-7-20), Touchdowns - 1 (at Oklahoma, 11-7-20).



88
TEVITA AHOAFI-NOA
 Tight End | 6'4" | 245 | 1L | Sr.
 Salt Lake City, Utah | Highland HS/Snow College

Notables:

- Appeared in 11 game for Kansas in 2022, did not record any stats



89
MASON FAIRCHILD
 Tight End | 6'5" | 261 | 3L | Sr.
 Andale, Kan. | Andale HS


Notables:

- Preseason All-Big 12 Third Team by Phil Steele and Athlon
- 2022 All-Big 12 Second Team (Coaches)
- Produced a career-high 106 yards and two touchdowns on six catches at Oklahoma (10-15-22)

Career Receiving Stats

Date	Opponent	No.	Yds.	TD	Avg.
9-13-19	at Boston College	1	9	0	9.0
9-28-19	at TCU	1	23	0	23.0
2019		2	32	0	16.0
10-24-20	at Kansas State	2	38	0	19.0
10-31-20	Iowa State	3	19	0	6.3
2020		5	57	0	8.1
9-3-21	South Dakota	4	58	0	14.5
9-18-21	Baylor	3	13	0	4.3
10-16-21	Texas Tech	1	7	0	7.0
10-30-21	at Oklahoma State	1	6	0	6.0
11-6-21	Kansas State	2	13	0	6.5
11-13-21	at Texas	2	31	1	15.5
2021		13	128	1	9.8
9-2-22	Tennessee Tech	2	6	1	3.0
9-10-22	at West Virginia	1	10	1	10.0
9-17-22	at Houston	1	4	0	4.0
10-8-22	TCU	3	80	1	26.7
10-15-22	at Oklahoma	6	106	2	17.7
10-22-22	at Baylor	2	19	0	9.5
11-12-22	at Texas Tech	5	49	0	9.8
11-19-22	Texas	5	48	0	9.6
11-26-22	at Kansas State	4	41	0	10.3
12-28-22	vs. Arkansas	6	80	1	13.3
2022		35	443	6	12.7
9-1-23	Missouri State	2	21	0	10.5
9-8-23	Illinois	1	16	0	16.0
9-16-23	at Nevada	5	74	0	14.8
2023		8	111	0	13.9
Career		63	771	7	12.2

Career Highs: Receptions - 6 (Two Times, MR vs. Arkansas, 12-28-22), Yards - 106 (at Oklahoma, 10-15-22), Touchdowns - 2 (at Oklahoma, 10-15-22).



90
JEREME ROBINSON
 Defensive End | 6'3" | 260 | 3L | Jr.
 Montgomery, Ala. | Carver HS

Notables:

- Recorded a career-high six tackles vs. Arkansas in the Autozone Liberty Bowl (12-28-22)
- Logged a career-high two sacks for a loss of eight vs. Illinois (9-8-23)

Career Defensive Stats

Date	Opponent	UA-At-TT	TFL	Sack	Int.	PD	FF/R
10-3-20	Oklahoma State	0-1-1	0-0	0-0	0	0	0/0
11-28-20	TCU	1-0-1	1-1	0-0	0	0	0/0
2020		1-1-2	1-1	0-0	0	0	0/0
9-10-21	at Coastal Carolina	0-2-2	0-0	0-0	0	0	0/0
9-25-21	at Duke	0-2-2	0.5-1	0-0	0	0	0/0
10-2-21	at Iowa State	1-0-1	0-0	0-0	0	0	0/0
10-16-21	Texas Tech	0-1-1	0-0	0-0	0	0	0/0
10-23-21	Oklahoma	1-1-2	1.0-1	0-0	0	0	0/0
10-30-21	at Oklahoma State	1-0-1	0-0	0-0	0	0	0/0
11-20-21	at TCU	3-0-3	1.0-2	1.0-2	0	0	1/0
2021		6-6-12	2.5-4	1.0-2	0	0	0/0
9-2-22	Tennessee Tech	1-1-2	1.5-2	0.5-2	0	0	0/0
9-10-22	at West Virginia	2-0-2	0-0	0-0	0	0	0/0
9-17-22	at Houston	2-1-3	1.0-2	1.0-2	0	0	1/1
9-24-22	Duke	2-0-2	0-0	0-0	0	0	0/0
10-1-22	Iowa State	0-3-3	1.0-5	0.5-5	0	0	0/0
10-8-22	TCU	0-2-2	0-0	0-0	0	0	0/0
10-15-22	at Oklahoma	2-2-4	0-0	0-0	0	0	0/0
10-22-22	at Baylor	2-0-2	1.0-15	1.0-15	0	0	1/1
11-5-22	Oklahoma State	4-0-4	2.0-5	0-0	0	0	0/0
11-12-22	at Texas Tech	0-1-1	0-0	0-0	0	0	0/0
11-19-22	Texas	0-1-1	0-0	0-0	0	0	0/0
11-26-22	at Kansas State	2-0-2	0-0	0-0	0	0	0/0
12-28-22	vs. Arkansas	5-1-6	2.0-7	0-0	0	0	0/0
2022		22-12-34	8.5-36	3.0-24	0	0	2/2
9-1-23	Missouri State	1-0-1	1.0-5	1.0-5	0	0	0/0
9-8-23	Illinois	2-0-2	2.0-8	2.0-8	0	0	0/0
9-16-23	at Nevada	2-0-2	0-0	0-0	0	0	0/0
2023		5-0-5	3.0-13	3.0-13	0	0	0/0
Career		36-20-56	16.0-55	7.0-39	0	0	2/2

Career Highs: Tackles - 6 (vs. Arkansas, 12-28-22), Tackles for Loss - 2.0 (Three Times, MR vs. Illinois, 9-8-23), Sacks - 2.0 (vs. Illinois, 9-8-23), Blocked FG's - 1 (vs. Tennessee Tech, 9-2-22), Forced fumbles - 1 (Two Times, MR at Baylor, 10-22-22), Fumble recoveries - 1 (Two Times, MR at Baylor, 10-22-22)



91
SETH KELLER
 Kicker | 5'8" | 165 | TR | RS-Sr.
 Colleyville, Texas | Covenant Christian HS/Texas State


Notables:

- Preseason All-Big 12 Fourth Team by Phil Steele
- 2022 Burlsworth Trophy nominee, which goes to the most outstanding player who began his FBS career as a walk-on
- Hit a career-high 44-yard field goal at Nevada (9-16-23)

Career Kicking Stats

Date	Opponent	FGM-A	Pct.	XPM-A	Pct.	Pts.
9-1-23	Missouri State	2-2	100.0	6-6	100.0	12
9-8-23	Illinois	2-2	100.0	4-4	100.0	10
9-16-23	at Nevada	1-1	100.0	4-4	100.0	7
2023		5-5	100.0	14-14	100.0	29

Career Highs: Long - 44 (at Nevada, 9-16-23), Field Goals Made - 2 (Two Times, MR vs. Illinois, 9-8-23), Extra Points Made - 6 (vs. Missouri State, 9-1-23), Points - 12 (vs. Missouri State, 9-1-23).



92
TOMMY DUNN JR.
 Defensive Line | 6'3" | 310 | 1L | RS-So.
 Garland, Texas | Naaman Forest HS

Notables:

- Recorded at least one tackle in six games last season
- Produced a career-high three tackles vs. Oklahoma State (11-5-22)

Career Defensive Stats

Date	Opponent	UA-At-TT	TFL	Sack	Int.	PD	FF/R
9-2-22	Tennessee Tech	2-0-2	1.0-1	0-0	0	0	0/0
10-1-22	Iowa State	1-0-1	0-0	0-0	0	0	0/0
10-15-22	at Oklahoma	0-1-1	0-0	0-0	0	0	0/0
11-5-22	Oklahoma State	2-1-3	0.5-2	0.5-2	0	0	0/0
11-12-22	at Texas Tech	1-0-1	0-0	0-0	0	0	0/0
11-19-22	Texas	1-0-1	0-0	0-0	0	0	0/0
2022		7-2-9	1.5-3	0.5-2	0	0	0/0
9-1-23	Missouri State	0-1-1	0.5-1	0-0	0	0	0/0
9-16-23	at Nevada	1-0-1	1.0-7	1.0-7	0	0	1/0
2023		1-1-2	1.5-8	1.0-7	0	0	1/0
Career		8-3-11	3.0-11	1.5-9	0	0	1/0

Career Highs: Tackles - 3 (vs. Oklahoma State, 11-5-22), Tackles-for-loss - 1 (vs. at Nevada, 9-16-23), Sacks - 0.5 (vs. Oklahoma State, 11-5-22), Forced fumbles - 1 (at Nevada, 9-16-23)



93
CHARLIE WEINRICH
 Kicker | 5'11" | 205 | TR | RS-Fr.
 Leawood, Kan. | Blue Valley HS/Nebraska

Notables:

- Transferred from Nebraska after red-shirting last season



94
BLAKE HEROLD
 Defensive Line | 6'3" | 255 | HS | Fr.
 Shenandoah, Iowa | Shenandoah HS

Notables:

- A 247Sports and Rivals 3-star recruit



95
DAMON GREAVES
 Punter | 6'1" | 170 | HS | Fr.
 Busselton, Australia

Notables:

- Played in the Australian Football League for the Hawthorn Football Club

Career Punting Stats

Date	Opponent	No.	Yds.	Avg.
9-8-23	Illinois	1	37	37.0
9-16-23	at Nevada	3	119	39.7
2023		4	156	39.0

Career Highs: Punts - 3 (at Nevada, 9-16-23), Yards - 119 (at Nevada, 9-16-23), Game average - 39.7 (at Nevada, 9-16-23)



96
COLE PETRUS
 Defensive Line | 6'4" | 235 | 1L | RS-So.
 St. Louis, Mo. | Vianney HS


Notables:

- Played in three games last season, recording a tackle in the season opener vs. Tennessee Tech (9-2-22)

Career Defensive Stats

Date	Opponent	UA-At-TT	TFL	Sack	Int.	PD	FF/R
9-2-22	Tennessee Tech	1-0-1	0-0	0-0	0	0	0/0
2022		1-0-1	0-0	0-0	0	0	0/0
Career		1-0-1	0-0	0-0	0	0	0/0

Career Highs: Tackles - 1 (vs. Tennessee Tech, 9-3-22).



97
KENEAN CALDWELL
 Defensive Line | 6'3" | 325 | 1L | RS-So.
 Oak Grove, La. | Oak Grove HS

Notables:

- Practiced but did not appear in any games, red-shirted

Career Defensive Stats

Date	Opponent	UA-At-TT	TFL	Sack	Int.	PD	FF/R
9-3-21	South Dakota	3-0-3	1-0	0-0	0	0	0/0
9-10-21	at Coastal Carolina	0-1-1	0-0	0-0	0	0	0/0
9-25-21	at Duke	0-2-2	0-0	0-0	0	0	0/0
10-16-21	Texas Tech	1-0-1	0-0	0-0	0	0	0/0
10-30-21	at Oklahoma St.	1-0-1	0-0	0-0	0	0	0/0
11-13-21	at Texas	1-1-2	0-0	0-0	0	0	0/0
11-20-21	at TCU	0-2-2	0-0	0-0	0	0	0/0
2021		6-6-12	1-0	0-0	0	0	0/0
9-1-23	Missouri State	1-0-1	0-0	0-0	0	0	0/0
9-16-23	at Nevada	1-1-2	0-0	0-0	0	0	0/0
2023		2-1-3	0-0	0-0	0	0	0/0
Career		8-7-15	1-0	0-0	0	0	0/0

Career Highs: Tackles - 3 (vs. South Dakota, 9-3-21), Tackles for Loss - 1 (vs. South Dakota, 9-3-21).



98
LANCE BASSETT
 Defensive Line | 6'2" | 265 | HS | Freshman
 Lawrence, Kan. | Lawrence HS

Notables:

- Spent his high school career at Lawrence HS



99
RONALD MCGEE
 Defensive Line | 6'3" | 285 | RS | RS-Senior
 Sumter, S.C. | Sumter HS/Bufalo

Notables:

- Appeared in one game last season, did not record a tackle

Career Defensive Stats

Date	Opponent	UA-At-TT	TFL	Sack	Int.	PD	FF/R
9-3-21	South Dakota	3-0-3	0-0	0-0	0	0	0/0
9-10-21	at Coastal Carolina	0-1-1	0-0	0-0	0	0	0/0
9-18-21	Baylor	1-0-1	0-0	0-0	0	0	0/0
9-25-21	at Duke	1-1-2	0-0	0-0	0	0	0/0
10-30-21	at Oklahoma State	0-2-2	0.5-1	0.5-1	0	0	0/0
11-20-21	at TCU	2-0-2	0-0	0-0	0	0	0/0
2021		7-4-11	0.5-1	0.5-1	0	0	0/0
Career		7-4-11	0-0	0-0	0	0	0/0

Career Highs: Tackles - 3 (vs. South Dakota, 9-3-21), Tackles for Loss - 0.5 (at Oklahoma State, 10-30-21), Sacks - 0.5 (at Oklahoma State, 10-30-21)



KANSAS WINS SEASON OPENER 48-17 AGAINST MISSOURI STATE

Sept. 1, 2023 | Lawrence, Kan. | David Booth Kansas Memorial Stadium | Attendance: 41,091

	1	2	3	4	Final
Missouri State (0-1)	7	3	0	7	17
Kansas (1-0)	7	10	10	21	48

SCORING SUMMARY

TEAM	QTR	TIME	DRIVE	MSU	KU
KAN	1st	11:11	D.Neal 48 yd rush (S.Keller kick)	0	7
MSU	1st	02:24	J.Robinson 2 yd pass from J.Clark (O.Rozanc kick)	7	7
MSU	2nd	12:11	O.Rozanc 37 yd FG	10	7
KAN	2nd	11:03	L.Grimm 14 yd pass from J.Bean (S.Keller kick)	10	14
KAN	2nd	01:05	S.Keller 28 yd FG	10	17
KAN	3rd	10:29	D.McDuffie 17 yd rush (S.Keller kick)	10	24
KAN	3rd	03:18	S.Keller 35 yd FG	10	27
MSU	4th	14:57	J.Robinson 5 yd rush (O.Rozanc kick)	17	27
KAN	4th	10:18	D.Hishaw 24 yd rush (S.Keller kick)	17	34
KAN	4th	07:49	D.Neal 6 yd pass from J.Bean (O.Piepergerdes kick)	17	41
KAN	4th	04:57	S.Morrison 5 yd rush (S.Keller kick)	17	48

PASSING STATS

	COMP./ATT./INT.	YARDS	TD	LONG	SACK
Jason Bean	22-28-0	276	2	52	0
TOTAL	22-28-0	276	2	52	0

RUSHING STATS

	ATT.	YARDS	TD	LONG	AVG.
Devin Neal	13	94	1	48	7.2
Jason Bean	5	41	0	17	8.2
Sevion Morrison	8	41	1	9	5.1
Dylan McDuffie	6	40	1	17	6.7
Daniel Hishaw	4	29	1	24	7.2
TOTAL	34	245	4	48	6.4

RECEIVING STATS

	REC.	YARDS	YAC	TD	LONG
Lawrence Arnold	4	77	30	0	52
Quentin Skinner	4	77	42	0	47
Luke Grimm	4	33	24	1	14
Devin Neal	3	25	23	1	16
Trevor Kardell	2	22	9	0	15
Mason Fairchild	2	21	8	0	14
Trevor Wilson	2	17	4	0	16
TOTAL	22	276	149	2	52

DEFENSIVE STATS

	TACKLES	SACKS-YDS	TFL-YDS	FF/FR	INT	BRUP	QBH
	TACKLES	SACKS-YDS	TFL-YDS	FF/FR	INT/YDS		
Rich Miller	6-1-7	0.0-0	0.0-0	0/0-0	0-0	0	0
Hayden Hatcher	2-5-7	0.0-0	2.0-3	0/0-0	0-0	0	1
Marvin Grant	3-1-4	0.0-0	2.0-2	0/0-0	0-0	0	0
JB Brown	1-3-4	0.0-0	0.5-2	0/0-0	0-0	1	0
Taiwan Berryhill	2-1-3	0.0-0	0.5-0	0/0-0	0-0	0	1

TEAM STATS

	MSU	KU
FIRST DOWNS	10	27
Rushing	3	12
Passing	6	13
Penalty	1	2
NET YARDS RUSHING	74	245
Rushing Attempts	27	38
Average Per Rush	2.7	6.4
Rushing Touchdowns	1	4
Yards Gained Rushing	96	259
Yards Lost Rushing	22	14
NET YARDS PASSING	143	276
Completions-Attempts-Int	14-21-2	22-28-0
Average Per Attempt	6.8	9.9
Average Per Completion	10.2	12.5
Passing Touchdowns	1	2
TOTAL OFFENSE YARDS	217	521
Total offense plays	48	66
Average Gain Per Play	4.5	7.9
Fumbles: Number-Lost	1-0	1-1
Penalties: Number-Yards	6-50	3-35
PUNTS-YARDS	6-238	0-0
Average Yards Per Punt	39.7	0.0
Net Yards Per Punt	39.7	0
Inside 20	1	0
50+ Yards	1	0
Touchbacks	0	0
Fair catch	4	0
KICKOFF-YARDS	4-231	9-585
Average Yards Per Kickoff	57.8	65.0
Net Yards Per Kickoff	36	40.8
Touchbacks	1	8
Fair Catch Yards	1	0
Punt returns: Number-Yards-TD	0-0-0	0-0-0
Average Per Return	0.0	0.0
Kickoff returns: Number-Yds-TD	1-18-0	2-61-0
Average Per Return	18.0	30.5
Interceptions: Number-Yds-TD	0-0-0	2-12-0
Fumble Returns: Number-Yds-TD	0-0-0	0-0-0
Miscellaneous Yards	0	0
Possession Time	26:13	33:47
1st Quarter	09:47	05:13
2nd Quarter	08:38	06:22
3rd Quarter	05:22	09:38
4th Quarter	02:26	12:34
Third-Down Conversions	1-9	6-11
Fourth-Down Conversions	1-1	1-2
Red-Zone Scores-Chances	3-3	6-6
Touchdowns	2-3	4-6
Field goals	1-3	2-6
Sacks By: Number-Yards	0-0	1-5
PAT Kicks	2-2	6-6
2Pts Conversions	0-0	0-0
Field Goals	1-1	2-2
Points off Turnover	7	14



KANSAS MOVES TO 2-0 WITH 34-23 WIN AGAINST ILLINOIS

Sept. 8, 2023 | Lawrence, Kan. | David Booth Kansas Memorial Stadium | Attendance: 45,809

	1	2	3	4	Final
Illinois (1-1)	0	7	8	8	23
Kansas (2-0)	14	14	6	0	34

SCORING SUMMARY

TEAM	QTR	TIME	DRIVE	ILL	KU
KAN	1st	09:20	T.Locklin 4 yd pass from J.Daniels (S.Keller kick)	10-82, 04:21	0 7
KAN	1st	00:07	J.Casey 5 yd pass from J.Daniels (S.Keller kick)	13-85, 06:35	0 14
KAN	2nd	03:12	D.Neal 5 yd rush (S.Keller kick)	11-94, 06:41	0 21
ILL	2nd	00:41	T.Reiman 4 yd pass from L.Altmyer (C.Griffin kick)	7-75, 02:31	7 21
KAN	2nd	00:05	D.Hishaw 1 yd rush (S.Keller kick)	4-75, 00:36	7 28
KAN	3rd	13:14	S.Keller 41 yd FG	5-45, 01:37	7 31
KAN	3rd	03:46	S.Keller 30 yd FG	7-37, 03:14	7 34
ILL	3rd	01:35	L.Altmyer 72 yd rush (J.McCray rush)	5-75, 02:11	15 34
ILL	4th	08:08	L.Altmyer 6 yd rush (R.Love III pass from L.Altmyer)	11-80, 04:47	23 34

PASSING STATS

	COMP./ATT./INT.	YARDS	TD	LONG	SACK
Jalon Daniels	21-29-1	277	2	48	2
TOTAL	21-29-1	277	2	48	2

RUSHING STATS

	ATT.	YARDS	TD	LONG	AVG.
Devin Neal	10	120	1	43	12.0
Daniel Hishaw	12	98	1	28	8.2
Jalon Daniels	11	24	0	15	2.2
Dylan McDuffie	7	19	0	8	2.7
Quentin Skinner	1	2	0	2	2.0
Torry Locklin	1	1	0	1	1.0
TOTAL	44	262	2	43	6.0

RECEIVING STATS

	REC.	YARDS	YAC	TD	LONG
Lawrence Arnold	5	89	15	0	25
Devin Neal	4	47	57	0	23
Luke Grimm	3	69	15	0	48
Quentin Skinner	2	24	15	0	19
Douglas Emilien	2	15	4	0	9
Trevor Wilson	2	8	8	0	5
Mason Fairchild	1	16	4	0	16
Jared Casey	1	5	0	1	5
Torry Locklin	1	4	0	1	4
TOTAL	21	277	118	2	48

DEFENSIVE STATS

	TACKLES	SACKS-YDS	TFL-YDS	FF/FR	INT/YDS	BRUP	QBH
Kenny Logan Jr.	3-5-8	0.0-0	0.5-0	0/0	0-0	0	0
JB Brown	3-3-6	1.0-6	2.0-7	0/0	0-0	1	0
O.J. Burroughs	4-0-4	0.0-0	0.0-0	0/0	0-0	0	0
Marvin Grant	2-2-4	0.0-0	0.0-0	0/0	0-0	1	0
Ra'Mello Dotson	2-1-3	0.0-0	0.0-0	0/0	1-0	1	0
Craig Young	2-1-3	0.0-0	0.0-0	0/0	0-0	0	0

TEAM STATS

	ILL.	KU
FIRST DOWNS	19	27
Rushing	4	12
Passing	13	12
Penalty	2	3
NET YARDS RUSHING	139	262
Rushing Attempts	28	44
Average Per Rush	5.0	6.0
Rushing Touchdowns	2	2
Yards Gained Rushing	171	284
Yards Lost Rushing	32	22
NET YARDS PASSING	202	277
Completions-Attempts-Int	19-28-2	21-29-1
Average Per Attempt	7.2	9.6
Average Per Completion	10.6	13.2
Passing Touchdowns	1	2
TOTAL OFFENSE YARDS	341	539
Total offense plays	56	73
Average Gain Per Play	6.1	7.4
Fumbles: Number-Lost	0-0	2-1
Penalties: Number-Yards	6-58	4-34
PUNTS-YARDS	4-166	1-37
Average Yards Per Punt	41.5	37.0
Net Yards Per Punt	42	37
Inside 20	4	0
50+ Yards	0	0
Touchbacks	0	0
Fair catch	2	1
KICKOFF-YARDS	4-255	7-440
Average Yards Per Kickoff	63.8	62.9
Net Yards Per Kickoff	41	37.1
Touchbacks	2	6
Fair Catch Yards	0	0
Punt returns: Number-Yards-TD	0-0-0	1--2-0
Average Per Return	0.0	-2.0
Kickoff returns: Number-Yds-TD	1-30-0	2-41-0
Average Per Return	30.0	20.5
Interceptions: Number-Yds-TD	1-0-0	2-0-0
Fumble Returns: Number-Yds-TD	1-6-0	0-0-0
Miscellaneous Yards	0	0
Possession Time	23:21	29:58
1st Quarter	04:04	10:56
2nd Quarter	06:37	01:42
3rd Quarter	06:19	08:41
4th Quarter	06:21	08:39
Third-Down Conversions	4-10	9-13
Fourth-Down Conversions	1-2	0-1
Red-Zone Scores-Chances	2-2	4-4
Touchdowns	2-2	3-4
Field goals	0-2	1-4
Sacks By: Number-Yards	2-15	6-28
PAT Kicks	1-1	4-4
2Pts Conversions	2-2	0-0
Field Goals	0-0	2-2
Points off Turnover	8	3



JAYHAWKS IMPROVE TO 3-0 WITH 31-24 VICTORY AT NEVADA

Sept. 16, 2023 | Reno, Nev. | Mackay Stadium | Attendance: 16,890

	1	2	3	4	Final
Kansas (3-0)	7	3	14	7	31
Nevada (0-3)	0	10	7	7	24

SCORING SUMMARY

TEAM	QTR	TIME	DRIVE	KU	NEV
KAN	1st	09:46	D.Neal 3 yd rush (S.Keller kick)	7	0
NEV	2nd	14:49	B.Talton 42 yd FG	7	3
KAN	2nd	08:55	S.Keller 44 yd FG	10	3
NEV	2nd	00:25	S.Dollars 3 yd rush (B.Talton kick)	10	10
KAN	3rd	05:07	D.Hishaw 1 yd rush (S.Keller kick)	17	10
NEV	3rd	03:33	B.Lewis 6 yd rush (B.Talton kick)	17	17
KAN	3rd	03:00	D.Neal 1 yd rush (S.Keller kick)	24	17
NEV	4th	10:37	B.Lewis 2 yd rush (B.Talton kick)	24	24
KAN	4th	06:20	D.Neal 3 yd rush (S.Keller kick)	31	24

PASSING STATS

	COMP./ATT./INT.	YARDS	TD	LONG	SACK
Jalon Daniels	21-27-0	298	0	59	2
TOTAL	21-27-0	298	0	59	2

RUSHING STATS

	ATT.	YARDS	TD	LONG	AVG.
Devin Neal	17	89	3	16	5.2
Daniel Hishaw	9	48	1	11	5.3
Dylan McDuffie	5	13	0	6	2.6
Jason Bean	1	-2	0	0	-2.0
Jalon Daniels	7	-4	0	8	-0.6
TOTAL	40	143	4	16	3.6

RECEIVING STATS

	REC.	YARDS	YAC	TD	LONG
Mason Fairchild	5	74	31	0	29
Lawrence Arnold	5	46	11	0	17
Luke Grimm	4	55	25	0	21
Quentin Skinner	4	50	-1	0	24
Devin Neal	1	59	47	0	59
Tanaka Scott	1	8	9	0	8
Douglas Emilien	1	6	9	0	6
TOTAL	21	298	131	0	59

DEFENSIVE STATS

	TACKLES	SACKS-YDS	TFL-YDS	FF/FR	INT/YDS	BRUP	QBH
Kenny Logan Jr.	6-3-9	0.0-0	2.5-7	1/0	0-0	0	0
Craig Young	6-0-6	1.0-1	1.0-1	0/0	0-0	0	0
Ra'Mello Dotson	5-1-6	0.0-0	1.0-2	0/0	0-0	2	0
Rich Miller	4-2-6	0.0-0	1.5-5	0/0	0-0	0	2
Marvin Grant	1-3-4	0.0-0	1.0-1	1/0	0-0	0	0
JB Brown	2-1-3	0.0-0	1.0-11	1/0	0-0	0	0

TEAM STATS

	KU	NEV
FIRST DOWNS	24	14
Rushing	8	7
Passing	14	4
Penalty	2	3
NET YARDS RUSHING	143	150
Rushing Attempts	40	37
Average Per Rush	3.6	4.1
Rushing Touchdowns	4	3
Yards Gained Rushing	164	167
Yards Lost Rushing	21	17
NET YARDS PASSING	298	113
Completions-Attempts-Int	21-27-0	15-22-0
Average Per Attempt	11.0	5.1
Average Per Completion	14.2	7.5
Passing Touchdowns	0	0
TOTAL OFFENSE YARDS	441	263
Total offense plays	67	59
Average Gain Per Play	6.6	4.5
Fumbles: Number-Lost	2-1	5-0
Penalties: Number-Yards	7-53	3-30
PUNTS-YARDS	3-119	5-233
Average Yards Per Punt	39.7	46.6
Net Yards Per Punt	39.7	42.6
Inside 20	1	1
50+ Yards	0	1
Touchbacks	0	1
Fair catch	2	2
KICKOFF-YARDS	6-388	5-325
Average Yards Per Kickoff	64.7	65.0
Net Yards Per Kickoff	38.3	40
Touchbacks	5	5
Fair Catch Yards	0	0
Punt returns: Number-Yards-TD	0-0-0	0-0-0
Average Per Return	0.0	0.0
Kickoff returns: Number-Yds-TD	0-0-0	0-0-0
Average Per Return	0.0	0.0
Interceptions: Number-Yds-TD	0-0-0	0-0-0
Fumble Returns: Number-Yds-TD	0-0-0	0-0-0
Miscellaneous Yards	0	0
Possession Time	31:51	28:09
1st Quarter	07:56	07:04
2nd Quarter	07:51	07:09
3rd Quarter	07:44	07:16
4th Quarter	08:20	06:40
Third-Down Conversions	7-11	7-15
Fourth-Down Conversions	0-0	0-1
Red-Zone Scores-Chances	4-5	4-4
Touchdowns	4-5	3-4
Field goals	0-5	1-4
Sacks By: Number-Yards	2-8	2-14
PAT Kicks	4-4	3-3
2Pts Conversions	0-0	0-0
Field Goals	1-1	1-1
Points off Turnover	0	0

RESULTS

DATE	OPPONENT	SCORE	RESULT	ATTENDANCE
Sept. 1	Missouri St.	W	48-17	41091
Sept. 8	Illinois	W	34-23	45809
Sept. 16	at Nevada	W	31-24	16890

*Big 12 Conference Game, % Sellout

TEAM STATISTICS

	KU	OPP.
SCORING	113	64
Points per game	37.7	21.3
Points Off Turnovers	17	15
FIRST DOWNS	78	43
Rushing	32	14
Passing	39	23
Penalty	7	6
RUSHING YARDAGE	650	363
Yards gained rushing	707	434
Yards lost rushing	57	71
Rushing attempts	122	92
Average per rush	5.3	3.9
Average per game	216.7	121.0
TDs Rushing	10	6
PASSING YARDAGE	851	458
Comp-Att-Int	64-84-1	48-71-4
Average per pass	10.1	6.5
Average per catch	13.3	9.5
Average per game	283.7	152.7
TDs Passing	4	2
TOTAL OFFENSE	1501	821
Total plays	206	163
Average per play	7.3	5.0
Average per game	500.3	273.7
Kick returns: #-Yards	4-102	2-48
Punt returns: #-Yards	1-2	0-0
Int returns: #-Yards	4-12	1-0
Kick return average	25.5	24.0
Punt return average	-2.0	0.0
Int return average	3.0	0.0
Fumbles-Lost	5-3	6-0
Penalties-Yards	14-122	15-138
Average per game	40.7	46.0
Punts-Yards	4-156	15-637
Average per punt	39.0	42.5
Net punt average	39.0	41.3
Kickoffs-Yards	22-1413	13-811
Average per kick	64.2	62.4
Net kick average	39.0	39.1
Time of possession / game	34:06	25:52
3rd-down conversion	22/35	12/34
3rd-down pct	63%	35%
4th-down conversion	1/3	2/5
4th-down pct	33%	50%
Sacks by-Yards	9-41	4-29
Misc Yards	0	0
Touchdowns scored	14	8
Field goals - attempts	5-5	2-2
On-Side kicks	0-0	0-0
Red-zone scores	(15-16) 94%	(9-9) 100%
Red-zone touchdowns	(12-16) 75%	(7-9) 78%
PAT-attempts	(14-14) 100%	(6-6) 100%
2-point conversion-attempts	(0-0) 0%	(2-2) 100%
Attendance	86180	16890
Games / Avg per game	2/43090	1/16890

SCORE BY QUARTER

	1Q	2Q	3Q	4Q	OT	Total
Kansas	28	27	30	28	0	113
Opponents	7	20	15	22	0	64

RUSHING

	GP	ATT	GAIN	LOSS	NET	AVG	TD	LONG	AVG/G
Devin Neal	3	40	313	10	303	7.6	5	48	101.0
Daniel Hishaw	3	25	177	2	175	7.0	3	28	58.3
Dylan McDuffie	3	18	73	1	72	4.0	1	17	24.0
Sevion Morrison	1	8	41	0	41	5.1	1	9	41.0
Jason Bean	2	6	45	6	39	6.5	0	17	19.5
Jalon Daniels	2	18	55	35	20	1.1	0	15	10.0
Quentin Skinner	3	1	2	0	2	2.0	0	2	0.7
Torry Locklin	3	1	1	0	1	1.0	0	1	0.5
Team	3	5	0	3	-3	-0.6	0	0	-1.0
Total	3	122	707	57	650	5.3	10	48	216.7
Opponents	3	92	434	71	363	3.9	6	72	121.0

PASSING

	G	EFFIC	COMP-ATT-INT	PCT	YDS	TD	LNG	AVG/G
Jalon Daniels	2	169.5	42-56-1	75.0	575	2	59	287.5
Jason Bean	2	184.9	22-28-0	78.6	276	2	52	138.0
Total	3	174.6	64-84-1	76.2	851	4	59	283.7
Opponents	3	119.8	48-71-4	67.6	458	2	53	152.7

RECEIVING

	G	NO	YDS	AVG	TD	LONG	AVG/G
Lawrence Arnold	3	14	212	15.1	0	52	70.7
Luke Grimm	3	11	157	14.3	1	48	52.3
Quentin Skinner	3	10	151	15.1	0	47	50.3
Mason Fairchild	3	8	111	13.9	0	29	37.0
Devin Neal	3	8	131	16.4	1	59	43.7
Trevor Wilson	3	4	25	6.3	0	16	8.3
Doug Emilien	3	3	21	7.0	0	9	7.0
Torry Locklin	3	2	8	4.0	1	4	2.7
Trevor Kardell	3	2	22	11.0	0	15	7.3
Jared Casey	3	1	5	5.0	1	5	1.7
Tanaka Scott	1	1	8	8.0	0	8	8.0
Total	3	64	851	13.3	4	59	283.7
Opponents	3	48	458	9.5	2	53	152.7

TOTAL OFFENSE

	G	PLAYS	RUSH	PASS	TOTAL	AVG/G
Jalon Daniels	2	74	20	575	595	297.5
Jason Bean	2	34	39	276	315	157.5
Devin Neal	3	40	303	0	303	101.0
Daniel Hishaw	3	25	175	0	175	58.3
Dylan McDuffie	3	18	72	0	72	24.0
Sevion Morrison	1	8	41	0	41	41.0
Quentin Skinner	3	1	2	0	2	0.7
Torry Locklin	3	1	1	0	1	0.3
Team	3	0	-3	0	-3	-1.0
Total	3	206	650	851	1501	500.3
Opponents	3	163	363	458	821	273.7

SCORING

	TD	FGs	PATS				DXP	SAF	PTS
			KICK	RUSH	RCV	PASS			
Devin Neal	6	-	-	-	-	-	-	36	
Seth Keller	-	5-5	13-13	-	-	-	-	28	
Daniel Hishaw	3	-	-	-	-	-	-	18	
Dylan McDuffie	1	-	-	-	-	-	-	6	
Torry Locklin	1	-	-	-	-	-	-	6	
Jared Casey	1	-	-	-	-	-	-	6	
Luke Grimm	1	-	-	-	-	-	-	6	
Sevion Morrison	1	-	-	-	-	-	-	6	
Owen Piepergerdes	-	-	1-1	-	-	-	-	1	
Total	14	5-5	14-14	0	0	0	0	113	
Opponents	8	2-2	6-6	1	1	1	0	64	

KICK RETURNS

	NO	YDS	AVG	TD	LONG
Trevor Wilson	4	102	25.5	0	34
Total	4	102	25.5	0	34
Opponents	2	48	24.0	0	30

PUNT RETURNS

	NO	YDS	AVG	TD	LONG
Trevor Wilson	1	-2	-2.0	0	0
Total	1	-2	-2.0	0	0
Opponents	0	0	0.0	0	0

FUMBLE RETURNS

	NO	YDS	AVG	TD	LONG
Total	0	0	0.0	0	0
Opponents	3	6	2.0	0	6

INTERCEPTIONS

	NO	YDS	AVG	TD	LONG
Kwinton Lassiter	2	3	1.5	0	3
Ra'Mello Dotson	1	0	0.0	0	0
Cobee Bryant	1	9	9.0	0	9
Total	4	12	3.0	0	9
Opponents	1	0	0.0	0	0

FIELD GOAL SEQUENCE

	KANSAS	OPPONENTS
Missouri State	(28), (35)	(37)
Illinois	(41), (30)	
Nevada	(44)	(42)

Numbers in (parentheses) indicate field goal was made.

FIELD GOALS

	FGM-FGA	PCT	1-19	20-29	30-39	40-49	50-99	LG	BLK
Seth Keller	5-5	100.0	0-0	1-1	2-2	2-2	0-0	44	0
Opponents	2-2	100.0	0-0	0-0	1-1	1-1	0-0	42	0

PUNTING

	NO.	YDS	AVG	LONG	TB	FC	I20	50+	BLK
Damon Greaves	4	156	39.0	47	0	3	1	0	0
Total	4	156	39.0	47	0	3	1	0	0
Opponents	15	637	42.5	62	1	8	6	2	0

KICKOFFS

	NO.	YDS	AVG	TB	OB	RETN	NET	YDLN
Tabor Allen	22	1413	64.2	19	1	--	--	--
Total	22	1413	64.2	19	1	2	39	26
Opponents	13	811	62.4	8	0	4	39.1	25

ALL-PURPOSE

	G	RUSH	REC	PR	KOR	IR	TOT	AVG/G
Devin Neal	3	303	131	0	0	0	434	144.7
Lawrence Arnold	3	0	212	0	0	0	212	70.7
Daniel Hishaw	3	175	0	0	0	0	175	58.3
Luke Grimm	3	0	157	0	0	0	157	52.3
Quentin Skinner	3	2	151	0	0	0	153	51.0
Trevor Wilson	3	0	25	-2	102	0	125	41.7
Mason Fairchild	3	0	111	0	0	0	111	37.0
Dylan McDuffie	3	72	0	0	0	0	72	24.0
Sevion Morrison	1	41	0	0	0	0	41	41.0
Jason Bean	2	39	0	0	0	0	39	19.5
Trevor Kardell	3	0	22	0	0	0	22	7.3
Doug Emilien	3	0	21	0	0	0	21	7.0
Jalon Daniels	2	20	0	0	0	0	20	10.0
Torry Locklin	3	1	8	0	0	0	9	3.0
Cobee Bryant	3	0	0	0	0	9	9	3.0
Jared Casey	3	0	5	0	0	0	5	1.7
Kwinton Lassiter	3	0	0	0	0	3	3	1.0
Team	3	-3	0	0	0	0	-3	-1.0
Total	3	650	851	-2	102	12	1613	537.7
Opponents	3	363	458	0	48	0	869	289.7

DEFENSE

	GP	TACKLES			TFL/YDS	SACKS NO-YARDS	PASS DEF			FUMBLES		BLOCKED	
		SOLO	A	TOTAL			INT-YDS	BRUP	QBH	RCV-YDS	FF	KICK	SAF
1 Kenny Logan Jr.	3	10	9	19	3.5-8	-	-	-	-	-	1	-	-
30 Rich Miller	3	12	3	15	1.5-5	-	-	-	2	-	-	-	-
28 JB Brown	3	7	6	13	4-22	1-6	-	2	-	-	1	-	-
4 Marvin Grant	3	6	6	12	3-3	-	-	1	-	-	1	-	-
3 Ra'Mello Dotson	3	9	2	11	1-2	-	1-0	3	-	-	-	-	-
37 Hayden Hatcher	2	2	8	10	2.5-4	-	-	-	1	-	-	-	-
15 Craig Young	2	8	1	9	1-1	-	-	-	-	-	-	-	-
6 Taiwain Berryhill	2	3	3	6	0.5-0	-	-	-	1	-	-	-	-
2 Cobee Bryant	3	4	1	5	1-5	-	1-9	1	-	-	-	-	-
5 OJ Burroughs	3	5	-	5	-	-	-	1	-	-	-	-	-
90 Jereme Robinson	3	5	-	5	3-13	3-13	-	-	2	-	-	-	-
36 Patrick Joyner Jr.	3	3	1	4	1-1	1-1	-	-	-	-	-	-	-
9 Austin Booker	3	3	1	4	2-13	2-13	-	-	-	-	-	-	-
10 Jayson Gilliom	3	2	1	3	-	-	-	-	-	-	-	-	-
13 Dylan Brooks	2	2	1	3	1-4	-	-	-	-	-	-	-	-
44 Cornell Wheeler	2	2	1	3	-	-	-	-	-	-	-	-	-
97 Kenean Caldwell	3	2	1	3	-	-	-	-	-	-	-	-	-
92 Tommy Dunn Jr.	2	1	1	2	1.5-8	1-7	-	-	-	-	1	-	-
45 Dean Miller	3	2	-	2	-	-	-	1	-	-	-	-	-
8 Kwinton Lassiter	3	1	1	2	0.5-2	-	2-3	-	-	-	1	-	-
18 Kalon Gervin	3	2	-	2	-	-	-	1	-	-	-	-	-
46 Davion Westmoreland	2	1	1	2	-	-	-	-	-	-	-	-	-
20 Donovan Gaines	3	-	2	2	-	-	-	-	-	-	-	-	-
12 Torry Locklin	3	-	1	1	-	-	-	-	-	-	-	-	-
40 Devin Phillips	2	1	-	1	-	-	-	-	-	-	-	-	-
52 DJ Withers	2	1	-	1	1-2	-	-	-	1	-	-	-	-
54 Michael Ford Jr.	3	1	-	1	-	-	-	-	-	-	-	-	-
7 Trevor Wilson	3	-	1	1	-	-	-	-	-	-	-	-	-
14 Jalen Dye	3	-	-	-	-	-	-	1	-	-	-	-	-
Totals	3	96	54	150	28-93	9-41	4-12	10	7	0-0	5	0	0
Opponents	3	146	36	182	12-54	4-29	1-0	6	4	3-6	5	0	0

GAME-BY-GAME STATISTICS

GAME	FINAL SCORE BY QUARTER				FIRST DOWNS			RUSHING			PASSING			TOTAL OFFENSE		PUNTING	FUMBLES	PENALTY	THIRD	TOTAL		
	SCORE	1	2	3	4	RU	PAPN	TOT	ATT	YDS	TD	C-A-I	YDS	TD	ATT	YDS	NO-YDS	NO-LOST	NO-YDS	DOWNS	TOP	
Missouri St.	17	7	3	0	7	3	6	1	10	27	96	1	14-21-2	143	1	48	217	6-238	1-0	6-50	1-9	26:13
Kansas	49	7	10	10	21	12	13	2	27	38	245	4	22-28-0	259	0	66	521	0-0	1-1	3-35	6-11	33:47
Illinois	23	0	7	8	8	4	13	2	19	28	139	2	19-28	202	1	56	341	4-166	0-0	6-58	4-10	23:21
Kansas	34	14	14	6	0	12	12	3	27	44	262	2	21-29	277	2	73	539	1-37	2-1	4-34	9-13	36:39
Kansas	31	7	3	14	7	8	14	2	24	40	143	4	21-27-0	298	0	67	441	3-119	2-1	7-53	7-11	31:51
Nevada	24	0	10	7	7	7	4	3	14	37	150	3	15-22-0	113	0	59	263	5-233	5-0	3-30	7-15	28:09

GAME-BY-GAME OFFENSIVE STARTERS

	WR/TE	LT	LG	C	RG	RT	TE	TE/WR	WR	QB	RB
Missouri St.	Grimm	Puni	Ford	Novitsky	Baynes	Cabeldue	Fairchild	Casey	Arnold	Bean	Neal
Illinois	Skinner	Puni	Adams-Reed	Novitsky	Ford	Cabeldue	Fairchild	Wilson	Arnold	Daniels	Bean
Nevada	Kardell	Puni	Adams-Reed	Novitsky	Ford	Cabeldue	Fairchild	Casey	Arnold	Daniels	Neal

GAME-BY-GAME DEFENSIVE STARTERS

	DE	DT	DT	DE	LB	LB	LB	CB	S	S	CB
Missouri St.	Hatcher	Phillips	Withers	Robinson	Berryhill	Miller	Young	Bryant	Logan Jr.	Grant	Dotson
Illinois	Hatcher	Phillips	Dunn Jr.	Robinson	Brown	Miller	Young	Bryant	Logan Jr.	Grant	Dotson
Nevada	Joyner Jr.	Phillips	Withers	Robinson	Brown	Miller	Young	Dotson	Logan Jr.	Grant	Lassiter

GAME-BY-GAME LEADERS

	PASSING	RUSHING	RECEIVING	TACKLES	SACKS
Missouri St.	Jason Bean (22-28, 276 yds, 2 TD)	Devin Neal (13 att, 94 yds, TD)	Lawrence Arnold (4 rec, 77 yds)	Miller (6-1-7)/Hatcher (2-5-7)	Jereme Robinson (1.0-5)
Illinois	Jalon Daniels (21-29, 277 yds, 2 TD)	Devin Neal (10 att, 120 yds, TD)	Lawrence Arnold (5 rec, 89 yds)	Kenny Logan Jr. (3-5-8)	Booker (2.0-13)/Robinson(2.0-8)
Nevada	Jalon Daniels (21-27, 298 yds, OTD)	Devin Neal (17 att, 89 yds, 3 TD)	Mason Fairchild (5 rec, 74 tds)	Kenny Logan Jr. (6-3-9)	Dunn Jr. (1.0-7)/Young (1.0-1)

GAME-BY-GAME PASSING

#6 JALON DANIELS	COMP	ATT	INT	PCT	YARDS	TD	LONG	SACK	YDS	EFFIC.
Illinois	21	29	1	72.4	277	2	48	2	15	168.5
Nevada	21	27	0	77.8	298	0	59	2	14	170.49
#9 JASON BEAN	COMP	ATT	INT	PCT	YARDS	TD	LONG	SACK	YDS	EFFIC.
Missouri State	22	28	0	78.6	276	2	52	0	0	184.9
TOTALS	64	84	1	76.2	851	4	59	4	29	174.6

GAME-BY-GAME RUSHING

	NO/YDS/TD	MSU	ILL	NEV	BYU	UT	UCF	OSU	OU	ISU	TTU	KSU	CIN
Devin Neal	23-214/2	13-94/1	10-120/1	17-89/3									
Daniel Hishaw	16-127/2	4-29/1	12-98/1	9-48/1									
Dylan McDuffie	13-59/1	6-40/1	7-19/0	5-13/0									
Sevion Morrison	8-41/1	8-41/1											
Jason Bean	5-41/0	5-41/0		1-(2)/0									
Jalon Daniels	11-24/0		11-24/0	7-(4)/0									
Quentin Skinner	1-2/0		1-2/0										
Torry Locklin	1-1/0		1-1/0										

GAME-BY-GAME RECEIVING

	NO/YDS/TD	MSU	ILL	NEV	BYU	UT	UCF	OSU	OU	ISU	TTU	KSU	CIN
Lawrence Arnold	9-166/0	4-77/0	5-89/0	5-74/0									
Luke Grimm	7-102/1	4-33/1	3-69/0	4-55/0									
Quentin Skinner	6-101/0	4-77/0	2-24/0	5-50/0									
Mason Fairchild	3-37/0	2-21/0	1-16/0	5-74/0									
Devin Neal	7-72/1	3-25/1	4-47/0	1-59/0									
Trevor Wilson	4-25/0	2-17/0	2-8/0										
Doug Emilien	2-15/0		2-15/0	1-6/0									
Torry Locklin	2-8/1	1-4/0	1-4/1										
Trevor Kardell	2-22/0	2-22/0											
Jared Casey	1-5/1		1-5/1										
Tanaka Scott				1-8/0									

GAME-BY-GAME TACKLES

	UA-A	TOT	MSU	ILL	NEV	BYU	UT	UCF	OSU	OU	ISU	TTU	KSU	CIN
Kenny Logan Jr.	10-9	19	1-1	3-5	6-3									
Rich Miller	12-3	15	6-1	2-0	4-2									
JB Brown	7-6	13	2-2	3-3	2-1									
Marvin Grant	6-6	12	3-1	2-2	1-3									
Ra'Mello Dotson	9-2	11	2-0	2-1	5-1									
Hayden Hatcher	2-8	10	2-5	0-3										
Craig Young	8-1	9		2-1	6-0									
Taiwan Berryhill	3-3	6	2-1		1-2									
Cobee Bryant	4-1	5	2-0	2-1										
OJ Burroughs	5-0	5		4-0	1-0									
Jereme Robinson	5-0	5	1-0	2-0	2-0									
Patrick Joyner Jr.	3-1	4		2-0	1-1									
Austin Booker	3-1	4		2-1	1-0									
Jayson Gilliom	2-1	3	1-0	1-0	0-1									
Dylan Brooks	2-1	3	1-0		1-1									
Cornell Wheeler	2-1	3			2-1									
Gage Keys	1-2	3	0-2		1-0									
Kenean Caldwell	2-1	3	1-0		1-1									
Tommy Dunn Jr.	1-1	2	0-1		1-0									
Dean Miller	2-0	2	1-0		1-0									
Kwinton Lassiter	1-1	2	1-1											
Kalon Gervin	2-0	2	2-0											
Davion Westmoreland	1-1	2	1-0		0-1									
Donovan Gaines	0-2	2	0-1	0-1										
Torry Locklin	0-1	1		0-1										
Devin Phillips	1-0	1		1-0										
DJ Withers	1-0	1		1-0										
Michael Ford Jr.	1-0	1		1-0										
Trevor Wilson	0-1	1		0-1										

GAME-BY-GAME TACKLES-FOR-LOSS

	UA-A	TOT	MSU	ILL	NEV	BYU	UT	UCF	OSU	OU	ISU	TTU	KSU	CIN
JB Brown	4-0	4.0	1.0-2	2.0-7	1.0-11									
Kenny Logan Jr.	2-3	3.5	0.5-1	0.5-0	2.5-7									
Marvin Grant	3-0	3.0	2.0-2		1.0-1									
Jereme Robinson	3-0	3.0	1.0-5	2.0-8										
Hayden Hatcher	1-3	2.5	2.0-3	0.5-1										
Austin Booker	2-0	2.0		2.0-13										
Tommy Dunn Jr.	1-1	1.5	0.5-1		1.0-7									
Rich Miller	1-1	1.5			1.5-5									
Cobee Bryant	1-0	1.0	1.0-5											
Patrick Joyner Jr.	1-0	1.0		1.0-1										
DJ Withers	1-0	1.0		1.0-2										
Craig Young	1-0	1.0			1.0-1									
Mello Dotson	1-0	1.0			1.0-2									
Dyland Brooks	1-0	1.0			1.0-4									
Taiwan Berryhill	0-1	0.5	0.5-0											
Kwinton Lassiter	0-1	0.5	0.5-2											

GAME-BY-GAME SACKS

	UA-A	TOT	MSU	ILL	NEV	BYU	UT	UCF	OSU	OU	ISU	TTU	KSU	CIN
Jereme Robinson	3-0	3.0	1.0-5	2.0-8										
Austin Booker	2-0	2.0		2.0-13										
JB Brown	1-0	1.0		1.0-6										
Patrick Joyner Jr.	1-0	1.0		1.0-1										
Craig Young	1-0	1.0			1.0-1									
Tommy Dunn Jr.	1-0	1.0			1.0-7									

DRIVE SUPERLATIVES

	KANSAS	OPPONENT
Most Plays/Result	13, Illinois (TD)	13, Nevada (TD)
Most Yards/Result	95, Missouri State (TD)	78, Nevada (TD)
Most Time/Result	6:41, Illinois (TD)	7:23, Nevada (TD)

SCORING DRIVE ANALYSIS

YARDAGE	KANSAS		OPPONENTS	
	TD	FG	TD	FG
No Drive	--	--	--	--
Negative Yds.	--	--	--	--
0-9	--	--	--	--
10-19	--	--	--	--
20-29	2	--	--	1
30-39	--	1	--	--
40-49	--	2	1	--
50-59	--	1	--	1
60-69	1	--	1	--
70-79	7	1	5	--
80-89	3	--	1	--
90-99	1	--	--	--

GAME OPENING DRIVES

OPPONENTS	KANSAS			OPPONENTS		
	PTS.	1STD	YDS.	PTS.	1STD	YDS.
Missouri St.	7	2	70	0	0	-6
Illinois	7	5	82	0	0	5
Nevada	7	4	75	0	1	13

SECOND HALF OPENING DRIVES

OPPONENTS	KANSAS			OPPONENTS		
	PTS.	1STD	YDS.	PTS.	1STD	YDS.
Missouri St.	7	5	69	0	0	9
Illinois	3	1	45	0	1	34
Nevada	0	1	31	0	0	4

DRIVE CHART

DRIVE START	1-9	10-19	20-29	30-39	40-49	50+
RESULT	NO/TD/FG	NO/TD/FG	NO/TD/FG	NO/TD/FG	NO/TD/FG	NO/TD/FG
Missouri State	0/0/0	1/0/1	3/2/1	6/2/0	0/0/0	2/2/0
Illinois	0/0/0	4/2/0	3/2/0	2/0/1	1/0/0	1/0/1
Nevada	0/0/0	1/1/0	8/3/1	1/0/0	0/0/0	1/0/0

THREE-AND-OUTS

	KANSAS	OPPONENT
	THREE-AND-OUT/DRIVES	THREE-AND-OUT/DRIVES
Missouri State	0/12	5/11
Illinois	1/11	2/11

KANSAS SCORING DRIVES

OPPONENT	PLAYS	YDS.	TIME	DRIVE	SCORING PLAY
Missouri St.	4	70	1:49	TD	Neal 48-yd run
Missouri St.	3	75	1:11	TD	Grimm 14-yd pass
Missouri St.	10	75	5:02	FG	Keller 28-yd FG
Missouri St.	9	69	4:22	TD	McDuffie 17-yd run
Missouri St.	10	55	5:07	FG	Keller 35-yd FG
Missouri St.	8	75	4:39	TD	Hishaw 24-yd run
Missouri St.	5	28	2:21	TD	Neal 6-yd run
Missouri St.	4	23	2:14	TD	Morrison 5-yd run
Illinois	10	82	4:21	TD	Locklin 4-yd pass
Illinois	13	85	6:35	TD	Casey 5-yd pass
Illinois	11	94	7:05	TD	Neal 4-yd run
Illinois	4	75	0:36	TD	Hishaw 1-yd run
Illinois	5	45	1:37	FG	Keller 41-yd FG
Illinois	7	37	3:14	FG	Keller 30-yd FG
Nevada	9	75	5:14	TD	Neal 3-yd run
Nevada	13	47	5:54	FG	Keller 44-yd FG
Nevada	11	84	4:41	TD	Hishaw 1-yd run
Nevada	2	75	00:33	TD	Neal 1-yd run
Nevada	9	75	4:17	TD	Neal 3-yd run

OPPONENT SCORING DRIVES

OPPONENT	PLAYS	YDS.	TIME	DRIVE	SCORING PLAY
Missouri St.	10	46	5:37	TD	Robinson 2-yd pass
Missouri St.	7	53	3:10	FG	Rozanc 37-yd FG
Missouri St.	6	75	3:21	TD	Robinson 5-yd rush
Illinois	7	75	2:31	TD	Reiman 4-yd pass
Illinois	5	75	2:11	TD	Altmyer 72-yd run
Illinois	11	80	4:47	TD	Altmyer 6-yd run
Nevada	8	24	4:00	FG	Talton 42-yd FG
Nevada	10	78	4:55	TD	Dollars 3-yd run
Nevada	4	65	1:34	TD	Lewis 6-yd run
Nevada	13	75	7:23	TD	Lewis 2-yd run

KANSAS IN THE RED ZONE

Failed to Score Inside Red

Zone	DATE	OPPONENT	SCORE	TIMES IN RZ	TIMES SCORED	TOTAL PTS	TDS	RUSH TDS	PASS TDS	FGS MADE	FGA	DOWN	INT	FUMB	HALF	GAME
	Sept. 1	Missouri St.	W, 48-17	6	6	34	4	2	2	2	2	0	0	0	0	0
	Sept. 8	Illinois	W, 34-23	5	5	31	4	2	2	1	1	0	0	0	0	0
	Sept. 16	at Nevada	W, 31-24	5	4	28	4	4	0	0	0	0	0	0	0	1
	Totals			16	15	93	12	8	4	3	3	0	0	0	0	1

15 of 16 (93.8%)

OPPONENTS IN THE RED ZONE

Failed to Score Inside Red Zone

DATE	OPPONENT	SCORE	TIMES IN RZ	TIMES SCORED	TOTAL PTS	TDS	RUSH TDS	PASS TDS	FGS MADE	FGA	DOWN	INT	FUMB	HALF	GAME
Sept. 1	Missouri St.	W, 48-17	3	3	17	2	1	1	1	1	0	0	0	0	0
Sept. 8	Illinois	W, 34-23	2	2	15	2	1	1	0	0	0	0	0	0	0
Sept. 16	at Nevada	W, 31-24	4	4	24	3	3	0	1	1	0	0	0	0	0
Totals			9	9	56	7	5	2	2	2	0	0	0	0	0

9 of 9 (100.0%)

KANSAS THIRD DOWN CONVERSIONS

DATE	OPPONENT	SCORE	OVERALL	PCT.	1ST QTR	PCT.	2ND QTR	PCT.	3RD QTR	PCT.	4TH QTR	PCT.	OT	PCT.
Sept. 1	Missouri St.	W, 48-17	6-11	54.5	0-2	0.0	1-2	50.0	3-4	75.0	2-3	66.7	0-0	0.0
Sept. 8	Illinois	W, 34-23	9-13	69.2	5-5	100.0	2-3	66.7	0-2	0.0	2-3	66.7	0-0	0.0
Sept. 16	at Nevada	W, 31-24	7-11	63.6	1-2	50.0	3-5	60.0	1-1	100.0	2-3	66.7	0-0	0.0
	Kansas		22-35	62.9	6-9	66.7	6-10	60.0	4-7	57.1	6-9	66.7	0-0	0.0
	Opponents		12-34	35.3	3-9	33.3	3-10	30.0	2-7	28.6	4-8	50.0	0-0	0.0

KANSAS FOURTH DOWN CONVERSIONS

DATE	OPPONENT	SCORE	OVERALL	PCT.	1ST QTR	PCT.	2ND QTR	PCT.	3RD QTR	PCT.	4TH QTR	PCT.	OT	PCT.
Sept. 1	Missouri St.	W, 48-17	1-2	50.0	0-1	0.0	0-0	0.0	0-0	0.0	1-1	100.0	0-0	0.0
Sept. 8	Illinois	W, 34-23	0-1	0.0	0-0	0.0	0-0	0.0	0-0	0.0	0-1	0.0	0-0	0.0
Sept. 16	at Nevada	W, 31-24	0-0	0.0	0-0	0.0	0-0	0.0	0-0	0.0	0-0	0.0	0-0	0.0
	Kansas		1-3	33.3	0-1	0.0	0-0	0.0	0-0	0.0	1-2	50.0	0-0	0.0
	Opponents		2-4	50.0	1-1	100.0	0-0	0.0	0-1	0.0	1-2	50.0	0-0	0.0

KANSAS TIME OF POSSESSION

DATE	OPPONENT	SCORE	OVERALL	1ST QTR	2ND QTR	3RD QTR	4TH QTR	OT
Sept. 1	Missouri St.	W, 48-17	33:47	05:13	06:22	09:38	12:34	00:00
Sept. 8	Illinois	W, 34-23	36:39	10:56	08:23	07:13	10:07	00:00
Sept. 16	at Nevada	W, 31-24	31:51	07:56	07:51	07:44	08:20	00:00
	Kansas		102:17	24:05	22:36	24:35	31:01	00:00
			Avg.	34:06	08:02	07:32	10:20	00:00
	Opponents		Total	77:37	16:38	26:41	12:33	21:45
			Avg.	25:52	05:33	08:54	04:11	07:15

SEASON GAME HIGHS

Kansas Individuals

Rushes	17	Devin Neal at Nevada (09/16/2023)
Yards Rushing	120	Devin Neal vs Illinois (09/08/2023)
TD Rushes	3	Devin Neal at Nevada (09/16/2023)
Long Rush	48	Devin Neal vs Missouri St. (09/01/2023)
Pass Attempts	29	Jalon Daniels vs Illinois (09/08/2023)
Pass Completions	22	Jason Bean vs Missouri St. (09/01/2023)
Yards Passing	298	Jalon Daniels at Nevada (09/16/2023)
Touchdown Passes	2	Jalon Daniels vs Illinois (09/08/2023)
	2	Jason Bean vs Missouri St. (09/01/2023)
Long Pass	59	Jalon Daniels at Nevada (09/16/2023)
Receptions	5	Lawrence Arnold at Nevada (09/16/2023)
		Mason Fairchild at Nevada (09/16/2023)
		Lawrence Arnold vs Illinois (09/08/2023)
Yards Receiving	89	Lawrence Arnold vs Illinois (09/08/2023)
TD Receptions	1	Jared Casey vs Illinois (09/08/2023)
	1	Torry Locklin vs Illinois (09/08/2023)
	1	Devin Neal vs Missouri St. (09/01/2023)
	1	Luke Grimm vs Missouri St. (09/01/2023)
Long Reception	59	Devin Neal at Nevada (09/16/2023)
Punts	3	Damon Greaves at Nevada (09/16/2023)
Long Punt	47	Damon Greaves at Nevada (09/16/2023)
Punts Inside 20	1	Damon Greaves at Nevada (09/16/2023)
Long Punt Return	-2	Trevor Wilson vs Illinois (09/08/2023)
Long Kickoff Return	34	Trevor Wilson vs Missouri St. (09/01/2023)
Tackles	9	Kenny Logan Jr. at Nevada (09/16/2023)
Sacks	2	Jereme Robinson vs Illinois (09/08/2023)
	2	Austin Booker vs Illinois (09/08/2023)
Tackles for Loss	2.5	Kenny Logan Jr. at Nevada (09/16/2023)

Kansas Team

Rushes	44	Illinois (09/08/2023)
Yards Rushing	262	Illinois (09/08/2023)
Yards per Rush	6.4	Missouri St. (09/01/2023)
TD Rushes	4	at Nevada (09/16/2023)
		Missouri St. (09/01/2023)
Pass Attempts	29	Illinois (09/08/2023)
Pass Completions	22	Missouri St. (09/01/2023)
Yards Passing	298	at Nevada (09/16/2023)
Yards Per Pass	11.0	at Nevada (09/16/2023)
TD Passes	2	Illinois (09/08/2023)
	2	Missouri St. (09/01/2023)
Total Plays	73	Illinois (09/08/2023)
Total Offense	539	Illinois (09/08/2023)
Yards Per Play	7.9	Missouri St. (09/01/2023)
Points	48	Missouri St. (09/01/2023)
Sacks By	4	Illinois (09/08/2023)
First Downs	27	Illinois (09/08/2023)
	27	Missouri St. (09/01/2023)
Penalties	7	at Nevada (09/16/2023)
Penalty Yards	53	at Nevada (09/16/2023)
Turnovers	2	Illinois (09/08/2023)
Punts	3	at Nevada (09/16/2023)
Punting Avg.	39.7	at Nevada (09/16/2023)
Long Punt	47	at Nevada (09/16/2023)
Punts Inside 20	1	at Nevada (09/16/2023)
Long Punt Return	-2	Illinois (09/08/2023)

Opponent Individuals

Rushes	15	Jacardia Wright vs Missouri St. (09/01/2023)
Yards Rushing	70	Luke Altmyer vs Illinois (09/08/2023)
TD Rushes	2	Brendon Lewis at Nevada (09/16/2023)
		Luke Altmyer vs Illinois (09/08/2023)
Long Rush	72	Luke Altmyer vs Illinois (09/08/2023)
Pass Attempts	28	Luke Altmyer vs Illinois (09/08/2023)
Pass Completions	19	Luke Altmyer vs Illinois (09/08/2023)
Yards Passing	202	Luke Altmyer vs Illinois (09/08/2023)
TD Passes	1	Luke Altmyer vs Illinois (09/08/2023)
	1	Jacob Clark vs Missouri St. (09/01/2023)
Long Pass	53	Brendon Lewis at Nevada (09/16/2023)
Receptions	6	Isaiah Williams vs Illinois (09/08/2023)
Yards Receiving	99	Isaiah Williams vs Illinois (09/08/2023)
TD Receptions	1	Tip Reiman vs Illinois (09/08/2023)
	1	Jmariyae Robinson vs Missouri St. (09/01/2023)
Long Reception	53	Dalevon Campbell at Nevada (09/16/2023)
Field Goals	1	Brandon Talton at Nevada (09/16/2023)
		Owen Rozanc vs Missouri St. (09/01/2023)
Long Field Goals	42	Brandon Talton at Nevada (09/16/2023)
Punts	6	Grant Burkett vs Missouri St. (09/01/2023)
Punting Avg.	46.6	Matt Freem at Nevada (09/16/2023)
Long Punt	62	Matt Freem at Nevada (09/16/2023)
Punts Inside 20	4	Hugh Robertson vs Illinois (09/08/2023)
Long Punt Return	none	
Long Kickoff Return	30	Aidan Laughery vs Illinois (09/08/2023)
Tackles	12	Todric McGee vs Missouri St. (09/01/2023)
Sacks	2	Jer Zhan Newton vs Illinois (09/08/2023)
Tackles for Loss	2	Jer Zhan Newton vs Illinois (09/08/2023)
Interceptions	1	Xavier Scott vs Illinois (09/08/2023)

Opponent Team

Rushes	37	at Nevada (09/16/2023)
Yards Rushing	150	at Nevada (09/16/2023)
Yards per Rush	5.0	Illinois (09/08/2023)
TD Rushes	3	at Nevada (09/16/2023)
Pass Attempts	28	Illinois (09/08/2023)
Pass Completions	19	Illinois (09/08/2023)
Yards Passing	202	Illinois (09/08/2023)
Yards per Pass	7.2	Illinois (09/08/2023)
TD Passes	1	Illinois (09/08/2023)
	1	Missouri St. (09/01/2023)
Total Plays	59	at Nevada (09/16/2023)
Total Offense	341	Illinois (09/08/2023)
Yards per Play	6.1	Illinois (09/08/2023)
Points	24	at Nevada (09/16/2023)
Sacks By	3	at Nevada (09/16/2023)
First Downs	19	Illinois (09/08/2023)
Penalties	6	Illinois (09/08/2023)
	6	Missouri St. (09/01/2023)
Penalty Yards	58	Illinois (09/08/2023)
Turnovers	2	Illinois (09/08/2023)
	2	Missouri St. (09/01/2023)
Punts	6	Missouri St. (09/01/2023)
Punting Avg.	46.6	at Nevada (09/16/2023)
Long Punt	62	at Nevada (09/16/2023)
Punts Inside 20	4	Illinois (09/08/2023)
Long Punt Return	0	Missouri St. (09/01/2023)

THE LAST TIME KANSAS ...

TEAM

Scored 80+ points	86 vs. South Dakota State, 1947
Scored 70-79 points	76, Nebraska, 2007
Scored 60-69 points	62, Southeastern Louisiana, 2007
Scored 50-59 points	53 vs. Arkansas, 2022
Scored 40-49 points	48 vs. Missouri State, 2023
Scored 40+ points in back-to-back games	55 at West Virginia, 2022, 45 at Houston, 2022
Rushed for 500+ yards	556, Missouri, 1975
Rushed for 400-499 yards	405 vs. Rutgers, 2018
Rushed for 300-399 yards	364 vs. Oklahoma State, 2022
Rushed for 200-299 yards	262 vs. Illinois, 2023
Passed for 500+ yards	544 vs. Arkansas, 2022
Passed for 400-499 yards	415 vs. Texas Tech, 2019
Passed for 300-399 yards	351 vs. TCU, 2022
Rushed/Passed for 200+ yards	262 rush, 277 pass vs. Illinois, 2023
Had 600+ yards of total offense	603 vs. Arkansas, 2022
Had 500-599 yards of total offense	539 vs. Illinois, 2023
Scored on first offensive play	vs. Central Michigan, 2014 (Pierson 74 yd run)
Won on final offensive play	at Texas, 2021 (Casey 2 pt. conversion)
Won on final defensive play	at West Virginia, 2022 (Bryant interception in OT)
Lost on final defensive play	at TCU, 2021 (Kell 25 yd FG)
Won in overtime	at West Virginia, 2022
Lost in overtime	vs. Arkansas (55-53), 2022
Recorded a safety	vs. Nicholls, 2018
Recorded two safeties	vs. Southeastern Louisiana, 2007
Recorded two defensive touchdowns	vs. Rutgers, 2018
Recorded 6+ sacks	6.0, vs. Illinois, 2023
Executed a two-point conversion	vs. Arkansas, 2022
Recorded a 90+ yard scoring drive	97 at Houston, 2022
Zero punts in a game	vs. Missouri State, 2023
Zero sacks allowed in a game	vs. Missouri State, 2023
Recorded a shutout	vs. Louisiana Tech, 2008
Held opponent to 0 yards rushing	(-31) vs. Southeastern Louisiana, 2007
Blocked multiple kicks in a game	2, vs. South Dakota State, 2011 (2 Blocked Punts)
Blocked multiple punts in a game	2, vs. South Dakota State, 2011
Scored a special teams TD	Cobee Bryant vs. Tennessee Tech, 2022
Scored a special teams & defensive TD	vs. FIU, 2007
10+ Pass Breakups in a game	10, at West Virginia, 2020
4+ Force Fumbles in a game	4, at Nevada, 2023
Had a weather delay	69 minutes, at Houston, 2022

INDIVIDUAL OFFENSE

Rushed for 200+ yards	224, Devin Neal vs. Oklahoma State, 2022
Rushed for 150-199 yards	190, Devin Neal at Texas Tech, 2022
Two Players Rushed for 100+ yards	Khalil Hebert (187), Pooka Williams Jr. (121) at Boston College, 2019
Three Players Rushed for 100+ yards	Smith (253), Banks (120) and Wright (116), vs. Missouri, 1975
Had 40+ carries	40, June Henley vs. Iowa State, 1996
Had 30-39 carries	32, Devin Neal vs. Oklahoma State, 2022
Had 25-29 carries	25, Pooka Williams Jr., at Texas, 2019
Rushed for 5 TDs	Never
Rushed for 4 TDs	James Sims vs. Colorado, 2010
Rushed for 3 TDs	Devin Neal at Nevada, 2023
Passed for 500+ yards	544, Jalon Daniels vs. Arkansas, 2022
Passed for 400-499 yards	415, Carter Stanley vs. Texas Tech, 2019
Passed for 300-399 yards	323, Jason Bean at Duke, 2021
Threw 5+ TDs	5, Jalon Daniels, vs. Arkansas, 2022
Threw 4 TDs	4, Jason Bean at Oklahoma, 2022
Threw 3 TDs	3, Jalon Daniels at Houston, 2022
Rushed and Passed for 5+ Touchdowns	6, Jalon Daniels vs. Arkansas, 2022
Had 60+ pass attempts	62, Peyton Bender vs. Central Michigan, 2017
Had 50-59 pass attempts	55, Jalon Daniels, vs. Arkansas, 2022
Had 40-49 pass attempts	44, Carter Stanley at Iowa State, 2019
Had 30-39 pass attempts	32, Jalon Daniels at Kansas State, 2022
Had 30+ pass completions	37, Jalon Daniels, vs. Arkansas, 2022
Had 25-29 pass completions	26, Carter Stanley vs. Texas Tech, 2019
QB Rush for 100+ yards	123, Jalon Daniels at Houston, 2022
QB Rush for 100+ yards, pass for 200+ yards	(121 / 217) Bill Whittemore vs. Colorado, 2002

Had 15+ catches	16, Kerry Meier vs. Iowa State, 2009
Had 10-14 catches	10, Luke Grimm vs. Arkansas, 2022
Had Two Players with 10+ catches	Dezmon Briscoe (14) and Kerry Meier (10) vs. Missouri, 2009
Had 250+ yards receiving	269, Dezmon Briscoe at Oklahoma, 2008
Had 200-249 yards receiving	233, Steven Sims Jr. vs. K-State, 2017
Had 150-199 yards receiving	167, Luke Grimm vs. Arkansas, 2022
Had Two Players 100+ yards receiving	Luke Grimm (167), Lawrence Arnold (119) vs. Arkansas, 2022
Had 100+ yards rushing and receiving	Devin Neal (224 rush, 110 receiving) vs. Oklahoma State, 2022
Had 200+ yards rushing and 100+ yards receiving	Devin Neal (224 rush, 110 receiving) vs. Oklahoma State, 2022
Had a touchdown rushing and receiving	Devin Neal vs. Missouri State, 2023
3 Players with 100+ yards receiving	Never
Had 4+ TD receptions	4, Quintin Smith vs. Louisville, 1989
Had 3 TD receptions	3, Dezmon Briscoe vs. Minnesota, 2008
Had 2 TD receptions	2, Lawrence Arnold, Mason Fairchild at Oklahoma, 2022

INDIVIDUAL DEFENSE

Intercepted 3 passes	3, Bill Crank vs. Tulane, 1958
Intercepted 2 passes	2, Hasan Defense at West Virginia, 2018
Returned multiple interceptions for TDs	2, Patrick Brown vs. UAB, 1997
Returned an interception for a TD	Cobee Bryant at West Virginia, 2022
Interception Return for 100+ yards	100, Aqib Talib vs. FIU, 2007
Recorded 15+ Tackles	15, Kenny Logan Jr. at TCU, 2021
Recorded 10-14 Tackles	11, Rich Miller vs. Arkansas, 2022
Two Players with 10+ Tackles	(11) Rich Miller, (10) Kenny Logan Jr. vs. Arkansas, 2022
Three players with 10+ Tackles	(12) Joe Dineen Jr., (10) Keith Loneker Jr., (10) Tyrone Miller Jr., at Texas, 2017
Recorded 5+ Sacks	5, Brandon Perkins vs. Louisiana Tech, 2005
Recorded 4 Sacks	5, Brandon Perkins vs. Louisiana Tech, 2005
Recorded 3 Sacks	3, Lonnie Phelps vs. Tennessee Tech, 2022
Had 5+ Pass Breakups	5, JaCorey Shepherd vs. Iowa State
Recorded 2+ Fumble Recoveries	2, Hayden Hatcher at Oklahoma, 2022
Returned a fumble for a TD	63, Cassius Sendish, at Oklahoma, 2014

INDIVIDUAL SPECIAL TEAMS

Returned a Kickoff for a Touchdown	100, Kenny Logan Jr., vs. Iowa State, 2020
Punt Return for a Touchdown	76, Nick Harwell vs. West Virginia, 2014
Blocked a Punt	Stephon Robinson Jr., vs. Nicholls, 2018
Blocked Punt Return for a TD	Dakota Lewis vs. FIU, 2007
Blocked a FG	Jereme Robinson vs. Tennessee Tech, 2022
Blocked FG Return for a TD	61, Cobee Bryant vs. Tennessee Tech, 2022
Blocked a PAT	Team, at Oklahoma, 2018
Returned a PAT for a Two-Point Conversion	Carl Nesmith vs. Texas, 2000
Executed a Fake Punt for a First Down	Ryan Schadler at West Virginia, 2018
Executed a Fake Field Goal	T.J. Millward and Trent Smiley vs. TCU, 2014
Executed an onside kick	Tabor Allen vs. Arkansas, 2022
Made 5+ Field Goals	5, Bruce Kallmeyer vs. Wichita State, 1983
Made 4 Field Goals	4, Scott Webb vs. Kansas State, 2006
Made a Field Goal of 50+ Yards	50, Jacob Borcila, at Duke, 2021
Recorded a 70+ yard Punt	76, Kyle Thompson at Texas, 2018
Recorded a 60-69 yard Punt	60, Reis Vernon at Oklahoma, 2022

THE LAST TIME A KANSAS OPPONENT ...

TEAM

Scored 80+ points	Never
Scored 70-79 points	70 at Oklahoma State, 2011
Scored 60-69 points	62 at Oklahoma, 2020
Scored 50-59 points	55 vs. Arkansas, 2022
Scored 40-49 points	42 at West Virginia, 2022
Rushed for 500+ yards	510 at Oklahoma, 2014
Rushed for 400-499 yards	426 vs. West Virginia, 2015
Rushed for 300-399 yards	394 vs. Arkansas, 2022
Rushed for 200-299 yards	264 at Texas Tech, 2022
Passed for 500+ yards	548, at Texas Tech, 2016
Passed for 400-499 yards	403, at Oklahoma, 2022
Passed for 300-399 yards	308, vs. TCU, 2022
Rushed/Passed for 200+ yards	287 pass, 394 rush, vs. Arkansas, 2022
Had 600+ yards of total offense	681 vs. Arkansas, 2022
Had 500-599 yards of total offense	501 at West Virginia, 2022
Scored on first offensive play	vs. Texas, 2017 (49-yard reception)
Won on final offensive play	at TCU, 2021 (Kell 25 yd FG)
Lost on final defensive play	at Texas, 2021 (Casey 2 pt. Conversion)
Won in overtime	55-53, vs. Arkansas, 2022
Lost in overtime	55-42 at West Virginia, 2022
Recorded a safety	at Baylor, 2020 (sack)
Recorded two safeties	at Texas, 2001
Recorded two defensive touchdowns	TCU, 2020 (fumble ret., INT ret.)
Recorded two special teams touchdowns	at Kansas State, 2020 (two punt returns)
Zero punts in a game	vs. Texas Tech, 2021
Zero sacks allowed in a game	at West Virginia, 2022
Held KU to 0 yards rushing	-25 at TCU, 2017
Blocked multiple kicks in a game	at Texas, 2019 (blocked 2 FGs)
Scored a special teams TD	vs. TCU, 2020 (Punt Return TD)
Scored a special teams & defensive TD	vs. TCU, 2020

INDIVIDUAL OFFENSE

Rushed for 300+ yards	427, Samaje Perine at Oklahoma, 2014
Rushed for 200+ yards	250, D'Onta Foreman at Texas, 2016
Two Players Rushed for 100+ yards	Jefferson (130), Dubinion (1112) vs. Arkansas, 2022
Three Players Rushed for 100+ yards	Howard (129), Smallwood (115), Shell (108) vs. West Virginia, 2015
Had a 90+ yard run from scrimmage	93, D'Onte Foreman at Texas, 2015
Had 40+ carries	51, D'Onte Foreman vs. Texas, 2016
Had 30-39 carries	31, Richard Reese at Baylor, 2022
Had 25-29 carries	28, Breece Hall at Iowa State, 2019
Rushed for 5+ TDs	5, Samaje Perine at Oklahoma, 2014
Rushed for 4 TDs	Gunnar Holmberg at Duke, 2021
Rushed for 3 TDs	3, Reese White at Coastal Carolina, 2021
Passed for 500+ yards	Never
Passed for 400-499 yards	403, Dillon Gabriel at Oklahoma, 2022
Passed for 300-399 yards	355, JT Daniels at West Virginia, 2022
Threw 5+ TDs	6, Casey Thompson at Texas, 2021
Threw 4 TDs	Brock Purdy, at Iowa State, 2021
Threw 3 TDs	JT Daniels at West Virginia, 2022
Had 50+ pass attempts	50, Patrick Mahomes II vs. Texas Tech, 2015
Had 40-49 pass attempts	42, Dillon Gabriel at Oklahoma, 2022
Had 30-39 pass attempts	34, Jett Duffey vs. Texas Tech, 2019
Had 30+ pass completions	Hunter Dekkers vs. Iowa State, 2022
Had 25-29 pass completions	29, Dillon Gabriel at Oklahoma, 2022
Had completion percentage of 75 percent (Min. 20 pass attempts)	75.8% Gunnar Holmberg at Duke, 2021 (22-of-29)
Had completion percentage of 80 percent (Min. 20 pass attempts)	84.3%, Baker Mayfield vs. Oklahoma (27-of-32)
Had completion percentage of 90+ percent (Min. 20 pass attempts)	95.8%, Geno Smith at West Virginia 2012 (23-of-24)**
QB Rush for 100+ yards	130, KJ Jefferson vs. Arkansas, 2022
QB Rush for 100+ yards, pass for 200+ yards	KJ Jefferson (130 rush, 287 pass) Arkansas, 2022
Had 15+ catches	15, Dana Alexander vs. Missouri, 2009
Had 10-14 catches	13 Xavier Hutchinson Hunter Dekkers vs. Iowa State, 2022
Had Two Players with 10+ catches	Never*
Had 250+ yards receiving	300, Adarius Bowman vs. Oklahoma State, 2006
Had 200-249 yards receiving	206, Quentin Johnson, vs. TCU, 2022
Had 150-199 yards receiving	152 Bryce Ford-Wheaton at West Virginia, 2022
Had 100+ yards rushing and receiving	O. Smith (157 rushing, 108 receiving) at Georgia Tech, 2011

Had a touchdown rushing and receiving	Ta'Zawn Henry at Houston, 2022
2 Players with 100+ yards receiving	Marvin Mims (106), Brayden Willis (102), at Oklahoma, 2022
3 Players with 100+ yards receiving	Never*
Had 4+ TD receptions	4, Adarius Bowman vs. Oklahoma, 2006
Had 3 TD receptions	Xavier Worthy, at Texas, 2021
Had 2 TD receptions	Bryce Ford-Wheaton at West Virginia, 2022

INDIVIDUAL DEFENSE

Intercepted 3+ passes	3, Darcel McBath Texas Tech, 2008
Intercepted 2 passes	Kolby Harvell-Peel at Oklahoma State, 2019
Returned multiple interceptions for TDs	Never*
Returned an interception for a TD	CJ Ceasar vs. TCU, 2020
Interception Return for 100+ yards	Never*
Recorded 15+ Tackles	15, Raaquan Davis at Baylor, 2016
Recorded 10-14 Tackles	10, Emano Johnson at Nevada, 2023
Two Players with 10+ Tackles	12, Chris Paul JR. and 10, Dwight McGlothorn vs. Arkansas, 2022
Recorded 5+ Sacks	Never*
Recorded 4 Sacks	Never*
Recorded 3 Sacks	3.5, Josaiah Steward at Coastal Carolina, 2021
Forced 2 fumbles	K.J. Smith at Baylor, 2014

INDIVIDUAL SPECIAL TEAMS

Returned a Kickoff for a Touchdown	Tristan Ebner at Baylor, 2020
Kickoff Return of 100 Yards	Tristan Ebner at Baylor, 2020
Two returns for TDs	Phillip Brooks at Kansas State, 2020 (Punts)
Punt Return for a Touchdown	Derius Davis vs. TCU, 2020
Blocked a Punt	Alex Spillum, at Coastal Carolina, 2021
Blocked a Punt Return for a TD	Alex Spillum, at Coastal Carolina, 2021
Blocked a FG	Nick McCann vs. Texas Tech, 2019
Blocked FG Return for a TD	Deonte Roberts (64) vs. Rutgers, 2018
Blocked a PAT	Jeffrey Gunter, at Coastal Carolina, 2021
Returned a PAT for a Two-Point Conversion	D'Shawn Jamison at Texas, 2019
Made 5+ Field Goals	5, Jeff Jacke, at Missouri, 1992
Made 4+ Field Goals	Chris Callahan, at Baylor, 2014
Made a Field Goal of 50+ Yards	52, M. McCrane, at Kansas State, 2014
Recorded a 70+ yard Punt	73, Quinn Sharp, Oklahoma State, 2012
Recorded a 60-69 yard Punt	62, Matt Freem, at Nevada, 2023