

GAME  
5

CINCINNATI

CINCINNATI BEARCATS

2-2 • 0-1 BIG 12

AT

BYU COUGARS

3-1 • 0-1 BIG 12



SATURDAY, SEPT. 29, 2023 • 10:15 PM ET • LAVELL EDWARDS STADIUM • PROVO, UTAH

INAUGURAL



SEASON

### 2023 SCHEDULE / RESULTS

DATE	OPPONENT (TV)	RESULT/TIME (ET)
SEPT. 2	EASTERN KENTUCKY (ESPN+)	W, 66-13
Sept. 9	@ Pittsburgh (The CW)	W, 27-21
SEPT. 16	MIAMI (OH) (ESPN+)	L, 24-31 (OT)
SEPT. 23	#16 OKLAHOMA* (FOX)	L, 6-20
Sept. 29	@ BYU* (ESPN)	10:15 p.m.
Oct. 7	BYE WEEK	
OCT. 14	IOWA STATE*	TBD
OCT. 21	BAYLOR*	TBD
Oct. 28	@ Oklahoma State*	TBD
NOV. 4	UCF*	TBD
Nov. 11	@ Houston*	TBD
Nov. 18	@ West Virginia*	TBD
NOV. 25	KANSAS*	TBD

All times ET. Home in **BOLD CAPS**, played at Nippert Stadium

\* - Big 12 Conference game.

### ON THE AIR

#### TV: ESPN

Play-by-Play ..... Clay Matvick  
Analyst..... Aaron Murray  
Sideline..... Lauren Sisler

#### RADIO: BEARCATS SPORTS NETWORK

Play-by-Play ..... Dan Hoard  
Analyst..... Jim Kelly Jr.  
Sideline..... Anthony Mazzini  
Host/Engineer..... Mo Egger

Local: 102.7 FM WEBN

Satellite: SiriusXM 132 or 199

App: The Varsity Network: "Search Cincinnati"

**LIVE STATS:** Cincinnati.StatBroadcast.com

### TABLE OF CONTENTS

Quick Hits.....	1
Media Information .....	2
Team Information.....	3-10
Nippert Stadium.....	11
Rosters.....	12-13
Depth Chart .....	14
Scott Satterfield.....	15-16
Assistant Coaches/Support Staff.....	17
Player Capsules.....	18-27
Starter Information.....	28
Last Time It Happened.....	29
Single-Game Records at a Glance .....	30
Game-By-Game Recaps.....	31
Misc. Stats.....	32-33
Record Book .....	34-44



### CINCINNATI BEARCATS

**Head Coach** Scott Satterfield  
**Record at Cincinnati** 2-2 (First Year)  
**Overall Record** 78-50 (11th Year)



### BYU COUGARS

**Head Coach** Kalani Sitake  
**Record at School** 59-35 (Eighth Year)  
**Overall Record** 59-35 (Eighth Year)

### GAME INFORMATION

**Facility** LaVell Edwards Stadium  
**Capacity** 63,470  
**TV** ESPN  
**Radio** 102.7 WEBN and SiriusXM 132 or 199  
**Series Record** BYU leads 2-0  
**at BYU** 0-1 (BYU won 38-24 in 2015)  
**Last Meeting** Nov. 15, 2016 (20-3 loss at Nippert Stadium)  
**Streak** BYU has won both matchups (2015, 2016)

### BEARCATS LOOK TO BOUNCE BACK ON FRIDAY NIGHT AT BYU

- Cincinnati looks to bounce back at BYU for a 10:15 p.m. ET kick on ESPN. The Bearcats get just six days of rest following a 20-6 loss to No. 16/14 Oklahoma on Saturday at Nippert Stadium in UC's first-ever Big 12 Conference football game.
- The Bearcats (2-2) held Oklahoma's high-powered offense to just 20 points, but couldn't convert in the red zone in two trips. After a 54-yard field goal from sophomore kicker Carter Brown brought Cincinnati with 4, 10-6, midway through the third quarter, Oklahoma scored a touchdown and added a field goal for the final margin. Senior linebacker Dorian Jones led the defense with 13 tackles and two TFLs, while Brown made two field goals and QB Emory Jones had 277 total yards.
- BYU (3-1) is also coming off of a loss, falling at Kansas, 38-27. The Cougars are led by QB Kedon Slovis (257.3 yards per game) He has tossed eight TDs and three INTs. He passed for 357 vs. the Jayhawks with two touchdowns and two picks.
- BYU is one of eight teams perfect in the red zone, and has 12 touchdowns on 15 attempts.
- Cincinnati is averaging 214.8 rushing yards per game, which ranks 14th in the country and third in the Big 12.
- The Bearcats are also averaging 488.0 total yards, which is also No. 14 nationally and No. 4 in the Big 12.
- Cincinnati is seventh in the country in time of possession and first in the Big 12 (33:48).

### HAVE A GOOD NIGHT

- This Friday, Sept. 29, marks the 100-year anniversary of the first-ever night game in the Midwest in college football history.
- Carson Field served as the site for a 17-0 win over Kentucky Wesleyan on Sept. 29, 1923. It is believed to be the first major college football night game in the country.
- The Bearcats have had remarkable success in night games in recent years, going 14-1 in night games since 2018 with the only loss coming against Miami (Ohio) two weeks ago.
- Friday will mark the latest Eastern Time Zone kick off for the Bearcats since an 11:30 ET kick at Hawaii on Dec. 6, 2008 in which Cincinnati won 29-24, overcoming a 14-point fourth-quarter deficit. Mardy Gilyard scored on a 69-yard TD pass from QB Dustin Grutza to secure the victory in a game that ended at 3:15 a.m. ET.

### FRIDAY NIGHT LIGHTS

- Cincinnati is 7-2 in Friday games since 2018 and has won 5 of 6. UC defeated ECU 35-13 and USF 45-28 in its last two road Friday night games during the 2021 season. Cincinnati fell to Tulane, 27-24, in the regular season finale on a Friday in 2022.

### X GONNA GIVE IT TO YA

- Senior WR Xzavier Henderson, a transfer from Florida, leads Cincinnati and is tied for third in the Big 12 with 23 receptions. He has 340 yards receiving and one touchdown through the first four games. Henderson had 149 yards in the season opener against ECU at Nippert Stadium before his 140-yard game versus Miami (Ohio).
- If Henderson keeps this pace up, he would total 69 catches - the 10th-most in Cincinnati history.
- He is one of 23 transfers that joined UC this fall and one of nine first-year transfers who is a starter on offense or defense.

### KINER SPARKS LAST WIN ON THE ROAD

- In its only road game of the season, Cincinnati defeated Pitt, 27-21, as RB Corey Kiner ran for a career-best 153 yards and one touchdown on 20 carries. UC held a 217-83 advantage on the ground and led 20-7 at halftime.
- The Bearcats held Pitt quarterback Phil Jurkovec to just 10 completions on 32 attempts and CB Justin Harris tied the school record with four PBUs in his first career start.

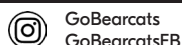

### GRZESIAK FAMILIAR WITH UTAH, SACKS

- Sixth-year pass rusher Daniel Grzesiak transferred to UC in the offseason after leading Utah State with 8.5 sacks and 13.5 TFLs last season. He had three tackles versus the Cougars at LaVell Edwards Stadium in 2022. The Los Angeles native has 17 tackles, 2.5 TFLs, 1.5 sacks and one forced fumbles while starting all four games at outside linebacker/edge this season.

### NUMBERS AND NOTES ...

- Friday's matchup will feature two of the nation's top punters. BYU's Ryan Rehkow is the active career leader in punting average (47.1), while UC junior Mason Fletcher (44.7) ranks sixth among active punters. Rehkow ranks third nationally with a 48.5 average in 2023. Fletcher is averaging 43.7 this season, but ranked fourth nationally with a 46.2 average en route to All-America honors in 2022.
- The Bearcats are allowing just 20.5 ppg in two games against P5 opponents this season.
- Cincinnati ranks fourth in the Big 12 in both sacks (12) and opponent completion % (53.0).
- Three different Bearcats have rushed for 100 yards in 2023 (QB Emory Jones, RB Ryan Montgomery and RB Corey Kiner [twice]).
- QB Emory Jones has 58 career total TDs, two 7-TD games, two 300-yard passing games, two 100-yard rushing games, 24 starts.
- The Bearcats went to back-to-back NY6 Bowls from 2020-21, and were the only G5 team to advance to the CFP (2021).
- Cincinnati is 661-601-50 (.523) all-time and is playing its 136th football season in 2023 (since 1885, one of 10 oldest in FBS).
- BYU QB Kedon Slovis, while at Pitt in 2022, was held to 158 yards (season-low) and two INTs against Bryan Brown's Louisville defense.

**GET CONNECTED:**



The University of Cincinnati Athletics Communications and Strategic Brand Engagement Office is ready to assist you in to make the experience of covering UC Athletics productive and rewarding.

**Richard E. Lindner Center • Suite 860  
2751 O'Varsity Way • Cincinnati, OH 45221-0021**

SID Phone ..... 513-556-5191  
Press Box Phone ..... 513-556-1010  
Website ..... GoBEARCATS.com

Zach Stipe (Football SID)..... Associate AD/Comms. & SBE  
865-244-6119..... stipezd@ucmail.uc.edu  
David Cohen (secondary)..... Director, SBE  
513-556-9845..... david.cohen@uc.edu  
Nate Jarrett (secondary)..... Assistant Director, SBE  
850-499-7586..... jarretne@ucmail.uc.edu

**ON THE WEB**

Information on the University of Cincinnati football team is available at [www.GoBEARCATS.com](http://www.GoBEARCATS.com). To receive the UC updates via email, please send a request to Zach Stipe ([zach.stipe@uc.edu](mailto:zach.stipe@uc.edu)), Nate Jarrett ([jarretne@ucmail.uc.edu](mailto:jarretne@ucmail.uc.edu)) or David Cohen ([david.cohen@uc.edu](mailto:david.cohen@uc.edu)).

**PRACTICES**

During a typical Saturday game week, media may interview players and coaches immediately following practice on Tuesday. Practice is generally closed to the public. Anyone hoping to observe practice should contact UC Athletics Communications in advance. Failure to do so may result in an individual's removal from the venue. During regular-season practices, unless otherwise noted, still and television photographers will be allowed to shoot stretching and select periods.

**PRESS BOX SERVICES**

All media members will be provided with access to game notes via GoBEARCATS.com. At the quarter breaks and halftime, quickie stats and drive charts will be printed and distributed via email. Following the game, a complete post-game statistics package will be distributed via email and will contain a scoring summary, final team statistics, final individual statistics, complete play-by-play, drive charts for both halves, halftime statistics, defensive statistics, substitution chart, postgame quotes from both head coaches and players and postgame notes.

**LIVE STATS**

Live in-game statistics will be available via StatBroadcast.

**INTERNET**

Wireless Internet is available in the press box at Nippert Stadium. Members of the Athletics Communications staff will be available to assist you. There is no access fee.

**WEEKLY MEDIA AVAILABILITY**

Head Coach Scott Satterfield will be available to the media every Tuesday at noon ET during the season with the exception of UC's bye week. The press conference is streamed live on ESPN+ and @GoBears cats. Players will be made available at the discretion of the coaching staff.

**MEDIA CREDENTIALS**

Requests for official working media credentials should be directed to the UC Sports Communications Office. All requests should be received no later than noon, four days prior to the game. Visit the football page at GoBEARCATS.com to request credentials online.

Season credentials will be available for pickup prior to the first game. Credentials may be picked up on gameday at the media will call located at the TUC.

On gameday, media should park in Clifton Court Garage and enter Nippert Stadium through Gate J.

**SCOUTING PASSES**

Professional scouts may obtain credentials through UC's Athletics Communications Office. Scouts will be issued seating in the press box on a space-available basis.

**SIDELINE PASSES**

The University of Cincinnati follows NCAA guidelines regarding media representatives on the sidelines. Photographers and videographers are permitted to shoot between the 25-yard lines and the goal lines on both sidelines and behind the restraining line in the end zone.

**SCOTT SATTERFIELD RADIO SHOW**

The hour-long program with Coach Satterfield, Dan Hoard and Jim Kelly Jr. will air weekly from 8-9 p.m. ET on WCKY and 700 WLW AM this season. Fans can listen online at [iheart.com](http://iheart.com) and through 700 WLW's iHeartRadio app. For those who can't catch the program live, a podcast of the weekly program will be made available free of charge on [700WLW.com](http://700WLW.com).

**MOBILE APP**

The Cincinnati Bearcats app for iPhone, iPad and Android devices offers fans a wide variety of information on the Bearcats — home and away. The free app is available in the App Store and Google Play.

**2023 QUICK FACTS**

**GENERAL INFORMATION**

Location: Cincinnati, Ohio 45221  
Founded: 1819  
Enrollment: 50,000+ (Fall 2023 projected)  
Conference: Big 12  
Nickname: Bearcats  
Colors: Red (PMS 186) and Black  
Home Field: Nippert Stadium  
Surface/Capacity: Motz 24/7 Field System/38,193  
President: Neville G. Pinto, PhD  
Director of Athletics: John Cunningham  
Faculty Representative: Brian Hatch, PhD

**HISTORY**

First Year of Football: 1885  
All-Time Record: 661-600-50  
All-Time Bowl Record: 10-12  
Last Bowl: 2022 Wasabi Fenway Bowl  
Last Bowl Opponent: Louisville (L, 7-24)

**2023 TEAM INFORMATION**

Basic Offense: Multiple  
Basic Defense: Multiple  
Letterwinners Returning/Lost: 33/31  
Starters Returning/Lost: 8/17  
O | D | ST: 1/10 | 5/6 | 2/1

**2022 INFORMATION**

Overall Record: 9-4  
Home/Road/Neutral: 5-1/4-2/0-1  
American Record/Finish: 6-2  
Final Ranking: NR

**COACHING STAFF**

Head Coach: Scott Satterfield  
Alma Mater: Appalachian State '96  
Record at UC/Years: 2-1/1  
Career Record/Years: 78-49/10  
Twitter: @CoachSattUC  
Best time to reach coach: Contact SID

Associate Head Coach/Defensive Coordinator: Bryan Brown  
Offensive Coordinator/WR: Brad Glenn  
Special Teams Coordinator/CB: Kerry Coombs  
Co-Defensive Coordinator/OLB: Nate Fuqua  
Assistant Coaches: Cortney Braswell (ILB), Nic Cardwell (OL), Walter Stewart (DL), De'Rail Sims (RB), Josh Stepp (TE), Pete Thomas (QB)  
Defensive GAs: Malik Davis, Grant Gourley  
Offensive GAs: Chris Canada, Larry Dace III  
Quality Control Assts: Robert Nunn (defense), Wes Fleming (defense), Jacob Brandon (defense), Seth Price (offense), Vijay Stingley (offense), Bill Weber (offense), Tim Conner (special teams)  
Chief Of Staff: Mark Speir  
Special Assistant to the Head Coach: Luke Mullett



collegepressbox is the official media website for Division I football. Access and download game notes, quotes, statistics, media guides, headshots, logos and more for all FBS schools, conferences, postseason games, awards and the College Football Playoff. For access, please register for an account at [collegepressbox.com/register](http://collegepressbox.com/register).

2023 CINCINNATI FOOTBALL

OPPONENT INFORMATION

**HEAD COACH:** Kalani Sitake (BYU, 2000)  
**RECORD AT BYU:** 59-35  
**CONFERENCE:** Big 12  
**2023 RECORD:** 3-1, 0-1 Big 12  
**2022 RECORD:** 8-5, 0-0 Independent  
**2022 POSTSEASON:** New Mexico Bowl (W, 24-23) against SMU

SERIES INFORMATION

**Series Record**.....BYU leads 2-0  
**At Cincinnati**.....BYU leads 1-0  
**At Provo**.....BYU leads 1-0  
**At Neutral Sites**.....  
**Most UC points** .....24 (BYU 38-24, 2015)  
**Most OU points** .....38 (BYU 38-24, 2015)  
**Combined points** .....62 (BYU 38-24, 2015)  
**Biggest UC win**.....  
**Biggest BYU win**..... 17 (20-3, 2016)  
**Current streak** .....BYU W2

GAME-BY-GAME - LAST MEETINGS

Year	Site	Score	Winner
2016	Cincinnati	L, 3-20	BYU
2015	Provo	L, 28-34	BYU

LAST TIME THEY MET

CINCINNATI VS. BYU - NOV. 5, 2016

	1	2	3	4	F
<b>BYU</b>	3	7	7	3	20
<b>CINCINNATI</b>	3	0	0	0	3

Quarterback Gunner Kiel went 19-32 for 199 yards as Cincinnati was unable to find the end zone in Nippert Stadium. The Bearcats opened the game with a 7-play, 59-yard drive that culminated with kicker Josh Pasley kicking a 23-yard field goal. Devin Gray pulled in seven catches for 105 yards, marking his second 100-plus yard receiving game the season. Running back Tion Green recorded 82-yards on 16 carries. BYU quarterback Taysom Hill was 15-for-25 (130 yards) through the air, but did most of his damage on the ground rushing 12 times for 75 yards and a touchdown. Running back Jamaal Williams rushed for 92 yards on 25 carries.

SCORING PLAYS

1st 12:35 CIN Pasley 23 yd field goal  
 0:38 BYU Almond 28 yd field goal  
 2nd 0:48 BYU Hill 8 yd run (Almond kick)  
 3rd 8:26 BYU Canada 1 yd run (Almond kick)  
 4th 1:39 BYU Almond 19 yd field goal

**RUSHING:** BYU- WILLIAMS, Jammal 25-92; HILL, Taysom 12-75; CANADA, Squally 9-41.  
 Cincinnati- GREEN, Tion 16-82; BOONE, Mike 2-22; LEWIS, Kahlil 2-5; BANSCHBACH, Chad 2-4; KIEL, Gunner 2-(-16).

**PASSING:** BYU- HILL, Taysom 15-25-1-130.  
 Cincinnati- KIEL, Gunner 19-32-1-199.

**RECEIVING:** BYU- TRINNAMAN, Jana 2-47; KURTZ, Nick 4-33; JUERGENS, Micth 4-24; PEARSON, Colby 2-16; BROWN, Algerman 2-11; HIFO, Aleva 1-(-1).  
 Cincinnati- GRAY, Devin 7-105; GREEN, Tion 5-22; LEWIS, Kahlil 1-16; COLE, Nate 1-15; GEDDIS, Thomas 1-14; BOONE, Mike 1-11, JOHNSON, Tshumbi 1-9; BANSCHBACH 2-7.

MORE ON THE MATCH UP

- Cincinnati senior safety George Udo played his first four years at BYU (2019-22), appearing in 37 games with four starts.
- Cincinnati has had a receiver record over a 100-yard game in both meetings; Devin Gray (105, 2016) and Shaq Washington (103, 2015).
- The 2016 game featured Cougars' quarterback Taysom Hill and running back Jamaal Williams who both currently play for the New Orleans Saints. The game also featured Cincinnati running back Mike Boone who is currently with the Houston Texans.
- This will be the second game between the two programs to be played on a Friday. The first matchup between the two schools was played on Friday, Oct. 16, 2015.
- Both schools starting quarterback are currently playing for their third team in their college careers. Emory Jones played at Florida and Arizona State and Kedon Slovis played for USC and Pittsburgh.

THE MATCH UP

CINCINNATI (2-2, 0-1 BIG 12)

TEAM STATISTICS	CIN	OPP
Points/Game	30.8	21.3
First Downs	101	70
Rushing/Game	214.8	108.0
Passing/Game	273.3	228.8
Total Offense/Game	525.3	307.3
Fumbles-Lost	4-1	9-4
Pen./Yds per Game	26/60.8	27/43.0
Time of Possession	33:48	26:12

INDIVIDUAL LEADERS

RUSHING	Att	Net	Avg	TD	YPG
Kiner	57	328	5.8	2	82.0
Jones	56	186	3.4	3	46.5

PASSING	C-A-I	Pct.	Yds	TD	YPG
Jones	77-124-5	62.1	970	7	242.5

RECEIVING	Rec	Yds	Avg	TD	YPG
Henderson	23	340	14.78	1	85.00
Smith	10	198	15.23	2	49.50

DEFENSE	U-A-TT	TFL	Sk.	Int.	PBU
Jones	11-15-26	2.0	1	0	1
Ward	14-9-23	2.5	0.5	0	1

BYU (3-1, 0-1 BIG 12)

TEAM STATISTICS	BYU	OPP
Points/Game	30.0	21.3
First Downs	70	70
Rushing/Game	61	130
Passing/Game	263.5	196.5
Total Offense/Game	324.5	247
Fumbles-Lost	4-2	4-2
Pen./Yds per Game	21/41.7	33/71.3
Time of Possession	28:47	31:13

INDIVIDUAL LEADERS

RUSHING	Att	Net	Avg	TD	YPG
Martin	56	223	4.0	2	55.8
Smith	16	29	1.8	1	7.3

PASSING	C-A-I	Pct.	Yds	TD	YPG
Slovis	85-141-3	60.3	1017	8	254.3

RECEIVING	Rec	Yds	Avg	TD	YPG
Roberts	18	227	12.6	2	56.8
Rex	17	260	15.3	1	65.0

DEFENSE	U-A-TT	TFL	Sk.	Int.	PBU
Vohgphachanh	10-14-24	2.0	0	0	0
Tooley	13-9-22	2.0	1	0	1

2023 NCAA TEAM RANKINGS (AS OF SEPT. 23)

CATEGORY	CIN	BYU
Total Offense	14	109
Rushing Offense	14	128
Passing Offense	39	48
Team Passing Efficiency	49	65
Scoring Offense	56	61
Total Defense	49	44
Rushing Defense	36	64
Passing Yards Allowed	72	40
Team Passing Effic. Def.	79	44
Scoring Defense	51	51
Turnover Margin	51	36
3rd Down Conversion Pct	53	115
4th Down Conversion Pct	59	56
3rd Down Conversion Pct Def.	39	22
4th Down Conversion Pct Def.	101	10
Red Zone Offense	107	1
Red Zone Defense	107	65
Net Punting	21	24
Punt Returns	103	101
Kickoff Returns	87	16
First Downs Offense	20	105
First Downs Defense	43	43
Fewest Penalties Per Game	82	45
Time of Possession	7	93

**PRESEASON ALL-AMERICANS**

Dontay Corleone and Mason Fletcher were named Phil Steele, Sporting News and Athlon All-Americans, while Corleone earned a spot on the AP Preseason First Team. UC had three Preseason All-Americans last year, including Ryan Montgomery as a returner and Deshawn Pace at linebacker.



**BIG 12 PRESEASON POLL**

- Cincinnati was picked to finish 13th in its inaugural Big 12 season.

**2023 BIG 12 PRESEASON MEDIA POLL**

TEAM (FIRST-PLACE VOTES)	POINTS
1. Texas (41)	886
2. Kansas State (14)	858
3. Oklahoma (4)	758
4. Texas Tech (4)	729
5. TCU (3)	727
6. Baylor	572
7. Oklahoma State (1)	470
8. UCF	463
9. Kansas	461
10. Iowa State	334
11. BYU	318
12. Houston	215
13. Cincinnati	202
14. West Virginia	129

**BEARCATS IN THE PROS**

19 former UC players are on active NFL rosters while five former student-athletes are on NFL staffs.

**NATIONAL FOOTBALL LEAGUE**

PLAYER	TEAM	POS.
Coby Bryant	Seattle	DB
Bryan Cook	Kansas City	DB
Josiah Deguara	Green Bay	TE
Jerome Ford	Cleveland	RB
Darrick Forrest	Washington	S
Sauce Gardner	New York Jets	CB
James Hudson III	Cleveland	OL
Jason Kelce	Philadelphia	C
Travis Kelce	Kansas City	TE
Chris Moore	Tennessee	WR
Justin Murray	Tennessee	OL
Ivan Pace Jr.	Minnesota	LB
Alec Pierce	Indianapolis	WR
Desmond Ridder	Atlanta	QB
Myjai Sanders	Arizona	DE
Tyler Scott	Chicago	WR
Tre Tucker	Las Vegas	WR
Josh Whyle	Tennessee	TE
Eric Wilson	Green Bay	LB

**2023 HONORS AND AWARDS**

**QB EMORY JONES**

Big 12 Offensive Player of the Week (Sept. 4)  
Big 12 Newcomer of the Week (Sept. 4)

**DT DONTAY CORLEONE**

Chuck Bednarik Award Preseason Watch List  
Walter Camp Player of the Year Award Preseason Watch List  
Outland Trophy Preseason Watch List  
Bronko Nagurski Trophy Preseason Watch List  
Preseason All-Big 12  
AP Preseason First Team All-America  
Sporting News Preseason Second Team All-America  
Phil Steele Preseason First Team All-America and First Team All-Big 12  
Athlon Sports Preseason Second Team All-America and First Team All-Big 12  
The Athletic Preseason Second Team All-America  
Walter Camp Preseason First Team All-America  
Bruce Feldman's Freak List  
No. 7 draft-eligible DT underclassman (Dane Brugler, The Athletic)

**WR BRADEN SMITH**

Paul Hornung Award Honor Roll (Week 2)

**RB COREY KINER**

Doak Walker Award National RB of the Week Nominee (Week 2)

**P MASON FLETCHER**

Ray Guy Award Preseason Watch List  
Preseason All-Big 12  
Sporting News Preseason Second Team All-America  
Phil Steele Preseason Third Team All-America and First Team All-Big 12  
Athlon Sports Preseason Third Team All-America and First Team All-Big 12

**BRUCE FELDMAN'S "FREAKS" LIST**

DE Jowon Briggs  
DT Dontay Corleone  
STAR Deshawn Pace

**ALLSTATE GOOD WORKS TEAM**

DE Jowon Briggs

**REESE'S SENIOR BOWL WATCH LIST**

DE Jowon Briggs  
WR Xzavier Henderson  
STAR Deshawn Pace  
DE Malik Vann

**PFF NATIONAL TEAM OF THE WEEK**

DE Jowon Briggs (Week 1)  
WR Xzavier Henderson (Week 1)

**PLAYER TEAM POS.**

Darrian Beavers	New York Giants (PS)	LB
Curtis Brooks	Washington (IR)	DL
Marquise Copeland	LA Rams (PS)	DT

**COACHES**

COACH	TEAM
Danny Barrett	Houston (RB Coach)
Bill Davis	Arizona (LB Coach)
Chris Hewitt	Baltimore (Secondary/PG Coord.)
Doug Rosfeld	Cincinnati (Dir. Coaching Ops)

**SINCE 1901 AND 1915**

- Nippert Stadium has been the Bearcats playing site since 1901 and the stadium underwent construction in 1915, making it one of the oldest active stadiums in the NCAA FBS. Penn's Franklin Field (1895) takes the honor as the oldest playing site and stadium in Division I.

**OLDEST FBS STADIUMS**

YEAR	STADIUM	TEAM
1913	Bobby Dodd	Georgia Tech
1914	Davis Wade	Mississippi State
1915	Nippert	Cincinnati
	Vaught-Hemingway	Ole Miss
1917	Camp Randall	Wisconsin

**OLDEST FBS PLAYING SITES**

YEAR	SITE	TEAM
1901	Nippert Stadium	Cincinnati
1904	Kyle Field	Texas A&M
1905	Bobby Dodd Stadium	Georgia Tech
1914	Davis Wade Stadium	Mississippi State
1915	Vaught-Hemingway	Ole Miss

**FRIDAY NIGHT FUN FOR THE BEARCATS**

- Cincinnati is 7-2 in Friday regular-season games since 2018.
- UC also won its lone Thursday game in that span, the 2019 opener, against UCLA at Nippert Stadium.

**UC ON THURSDAY/FRIDAY GAMES SINCE 2018**

YEAR	OPPONENT	RESULT
2022	Tulane	L, 24-27
2022	East Carolina	W, 27-25
2021	@ East Carolina	W, 35-13
2021	@ South Florida	W, 45-28
2021	Temple	W, 52-3
2020	East Carolina	W, 55-17
2019	@ (17) Memphis	L, 24-34
2019	(18) UCF	W, 27-24
2019 (Thurs)	UCLA	W, 24-14
2018	East Carolina	W, 56-6

**BY RUSH AND BY PASS**

- In nine full seasons as an FBS head coach, Satterfield's rush offense has always averaged at least 200 yards per game and his teams have ranked in the Top 30 nationally in rushing every year. Louisville's offense was the only FBS program to average both 200 yards passing and 200 yards rushing each of the last four seasons.

**SATTERFIELD OFFENSES BY THE NUMBERS (NAT. RANK)**

YEAR	RUSH (rank)	PASS (rank)	TOTAL (rank)
2023*	214.8 (14)	228.8 (72)	488.0 (14)
2022	201.0 (23)	205.5 (99)	406.5 (49)
2021	212.9 (18)	236.4 (65)	446.2 (21)
2020	200.0 (29)	244.2 (48)	444.2 (29)
2019	212.9 (24)	234.5 (65)	447.3 (24)
2018	240.4 (14)	190.6 (99)	431.0 (37)
2017	223.6 (22)	216.2 (75)	439.8 (31)
2016	250.9 (10)	179.0 (105)	429.9 (52)
2015	271.5 (6)	195.8 (93)	467.3 (26)
2014	241.8 (18)	219.8 (73)	461.5 (26)

**RUN GAME HEATS UP**

- Ryan Montgomery's career-high 104 rush yards, paired with Emory Jones' 101, marked UC's first 100-yard rushing duo since Gerrid Doaks and QB Desmond Ridder against Houston in 2020.
- Jones' career-high is 144 yards against Tennessee while at Florida in 2021, which helped earn him SEC Player of the Week honors.
- Cincinnati is 14th nationally with 214.8 rush yards per game. The Bearcats were 93rd last season at 129.7. This is the best run-game output since 2018 (239.5).
- Three different Bearcats registered 100-yard rush games over the first three games (four total instances).
- Myles Montgomery had a season-long 16-yard run against Oklahoma and will seek to bolster his role as the third back.

**THE X(ZAVIER) FACTOR**

- Xzavier Henderson is third in the Big 12 and one off the league lead with 23 catches.
- 22 of his 23 catches are at home this year, for 330 yards. He had a career-high nine catches by halftime against Miami (Ohio) and finished with 12, which tied the fourth most in UC history and most since Kahlil Lewis at SMU in 2018.
- Henderson totaled a career-best 149 yards on a career-

best-tying seven catches vs. ECU, including the first TD of the 2023 season for the Bearcats — a 49-yard touchdown on a 4th-and-5 pass from Emory Jones. He added 26 yards on kick returns to lead all Big 12 players with 174 yards of all-purpose yards during Week 1 action.

- He was PFF's highest-graded receiver (92.5) in Week 1.
- A transfer from Florida, he led the Gators in receptions (38) in 2022 and was a coveted recruit who held offers from Alabama, Georgia and LSU among others. He won the Florida 4A state 400m title in a blazing fast 46.77 time and was a U.S. Army All-American.

**NEW DEFENSIVE FACES STEP UP**

- DB Ken Willis earned his first-career start against the Sooners in place of Deshawn Pace at the star position, finishing with a career-high nine tackles.
- LB Dorian Jones, who started seven games over the last two years for Satterfield and DC Bryan Brown at Louisville, had a career and UC season-high 13 tackles.
- S Bryon Threats forced a fumble in the first quarter, his third forced turnover (two picks as well) this season.
- S Taj Ward produced career-highs of nine stops and two for loss.
- Oklahoma's 10 points in each half, as well as 20 total, marked its fewest since Nov. 12, 2022.

**CINCINNATI DEFEATS RIVAL PITT**

- UC's 27-21 win at Pittsburgh was its third-straight against the Panthers, fifth out of the last six and third-straight in Heinz Field/Acrisure Stadium.
- Corey Kiner ran for a career-high 153 yards, which included a 68-yard rush that was both his career-long and UC's biggest of the young season. Emory Jones also threw two touchdown passes.
- The ever-stingy Bearcats defense held Pitt to 10-of-32 passing (31.3), their best mark since UCLA and Dorian Thompson-Robinson went 8-for-26 in the 2019 opener, a 24-14 UC win.
- Senior Justin Harris had four pass breakups in his first start, and Jack Dingle had a career-high seven tackles. Dingle's first-career sack came on Pitt's final fourth-down attempt.
- Cincinnati improved to 4-2 since 2018 in road games against P5 opponents (wins against Pitt, Notre Dame, Indiana, UCLA).

**KINER CRACKS 100 FOR THIRD TIME**

- Cincinnati native and 2020 Ohio Mr. Football honoree Corey Kiner had game-highs of 105 and 153 yards against ECU and Pitt to open the season, the latter being a career-high that he surpassed by halftime.
- It was his third-career 100-yard game (106 at Tulsa in 2022). His 68-yard first-quarter run was a career-long as well. He had just 16 carries over his final four games last year.
- Kiner had 79 carries for 324 yards and two TDs for LSU as a freshman in 2021.
- The Oklahoma game saw him surpass 1,000 rush yards for his career (793 at UC).

**JUSTIN HARRIS: 4 PBU IN FIRST START**

- Senior cornerback Justin Harris accomplished a rare feat: tying a school record in his first-career start.
- His four pass breakups marked the most since Linden Stephens in 2017 against Miami (Ohio). Former UC and current Notre Dame assistant Mike Mickens also had four in 2006 against Rutgers.

**NUMBERS TO KNOW**

**104**

Ryan Montgomery powered his way to a career-high 104 rush yards off the bench against Miami (Ohio). The fifth-year senior is third in UC history with 684 punt return yards as well.

**190**

Wide receiver/kick returner Braden Smith is 6-for-12 for 190 yards and two touchdowns in his career. His only pass attempt this season came at Pitt: a 30-yard completion to 2022 Louisville teammate Dee Wiggins.

**14**

Cincinnati is 14th nationally with 214.8 rush yards per game. It was 93rd last year at 129.7. Three Bearcats have combined for four 100-yard rushing games, including QB Emory Jones.

**7**

Cincinnati is seventh in the nation in time of possession at 33:48. It has won that category in all four games. Included in that was a 17-play scoring drive at Pitt, UC's longest since 2020, over 8:11.

**153**

Corey Kiner had a career-high 153 rush yards to lead UC to victory at Pitt, including a career-long 68-yard run. He has 289 yards on the season at 6.1 per carry. It was his third-career 100-yard game.

**HOMETOWN HEROS**

- A dozen players from Cincinnati appeared on the season-opening two-deep on offense and defense.
- 26 players from Ohio are also on the initial two-deep.
- This speaks to the program's philosophy to heavily recruit "the State of Cincinnati" and the 50-mile radius around campus.
- UC also features Cincinnati native and legendary Colerain High School coach Kerry Coombs on staff as the cornerbacks coach and special teams coordinator.

**THE HOMETOWN HEROES INCLUDE:**

- Jowon Briggs (DE): Walnut Hills HS**
- Dontay Corleone (DT): Colerain HS**
- Deshawn Pace (STAR): Colerain HS**
- Evan Prater (WR): Wyoming HS
- Malik Vann (DE): Fairfield HS
- Corey Kiner (RB): Roger Bacon HS**
- Daved Jones Jr. (LB): Lakota West HS
- Ken Willis (STAR): Colerain HS
- James Camden (LB): Anderson HS
- Nijal Mooney (LB): Roger Bacon HS
- Bryce Burton (H/K): Princeton HS
- Mao Glynn II (OL): Walnut Hills HS
- Ryan Mullaney (DL): Moeller HS
- Landon Fickell (OL): Moeller HS
- Luke Kandra (OL): Elder HS**
- Sterling Buckhalter (WR): Princeton HS
- Jiair Thomas (WR): Winton Woods HS
- Eric Phillips (DE): Colerain HS**
- Barak Faulk (TE): Mason HS

\*BOLD INDICATES STARTER

**WE ARE FAMILY**

This year's roster includes five Bearcats who followed in family footsteps to play for UC.

**BROTHER PLAYED AT CINCINNATI**

- Jackson Bruscianelli - Franklin (LB, 2013-16)
- Jack Dingle - Jacob (DB, 2019-)
- Deshawn Pace - Ivan (LB, 2022)
- Evan Prater - Garyn (WR, 2019-20)
- Jiair Thomas - Jaheim (LB, 2020-22)

**FATHER PLAYED AT CINCINNATI**

- Jackson Bruscianelli - Jack (LB, 1988-89)
- Jack Dingle - Nate (LB, 1990-93)
- Antwan Peek Jr. - Antwan (LB, 1999-02)

Cincinnati boasts four players on the roster who immediate family members play/played in the NFL.

- Jack Dingle - Father Nate (1995-97)
- Jacob Hoying - Father Bobby (1996-2001)
- Antwan Peek Jr. - Father Antwan Sr. (2003-08)
- Deshawn Pace - Brother Ivan Pace Jr. (2023-)

**DOUBLE DUTY**

- UC radio voice Dan Hoard also serves as the PXP man for the Cincinnati Bengals, making him part of a select group. Hoard joins Bill Hillgrove (Pittsburgh Panthers & Steelers) as the only broadcasters in the country to handle radio PXP duties for an NCAA FBS and NFL team. ESPN CFB commentators Wes Durham (Atlanta), Dave Pasch (Arizona) and Bob Wischusen (NY Jets) are NFL radio voices.

**ACADEMIC SUCCESS**

- Cincinnati's academic prowess from the 2022-23 saw 35 Bearcats make the spring Dean's List and 56 overall with a 3.0-or-higher semester GPA.
- The program has a 100-percent senior graduation rate since 2017, including Ahmad "Sauce" Gardner returning for his fourth and final year after earning NFL Defensive Rookie of the Year honors.
- UC has six football Academic All-Americans since 2020.

**IT'S ACADEMIC**

**CINCINNATI FOOTBALL'S ALL-TIME**

**ACADEMIC ALL-AMERICANS**

- 1979 — G Edward Koboves (Second Team)
- 1981 — OT Kari Yli-Ranko (First Team)
- 1983 — WR Jason Stargell (Second Team)
- 1989 — P Jeff Jones (Second Team)
- 1990 — DL Kyle Stroh (First Team)
- 1991 — TE Kris Bjorson (First Team)
- 1997 — DL John Joseph Kobalka (First Team)
- 2020 — P James Smith (Second Team)
- 2021 — QB Desmond Ridder (First Team)\*
- 2021 — WR Alec Pierce (First Team)\*
- 2021 — OL Lorenz Metz (Second Team)
- 2021 — S Bryan Cook (Second Team)\*
- 2022 — LB Wilson Huber (Second Team)\*

\*On active NFL rosters

- Harris, playing in his 35th career game, had also suffered a spinal fracture in kickoff coverage against Murray State in Week 2 of the 2021 CFP season, causing him to miss the rest of the way.
- Harris' interception in the 2023 season opener was his first.

**TWO ALL-AMERICANS RETURN...**

- Redshirt sophomore defensive tackle Dontay Corleone burst onto the national scene in 2022, earning Third Team All-American honors from the Associated Press and Pro Football Focus. He was famously nicknamed "The Godfather," and rated PFF's top defensive player in the country for 2022 (94.7) and the No. 2 returning interior defensive lineman for 2023. His 94.7 percent run-grade was the best by PFF since Micah Parsons in 2019 and the fifth-highest for a single season by a defensive lineman, edge or linebacker since 2014. The Cincinnati Colerain High School product tallied 45 tackles, 5.5 TFLs, three sacks, two fumble recoveries and two forced fumbles in 2022.
- Corleone was also named the No. 7 draft-eligible DT underclassman by The Athletic's Dane Brugler in the preseason.
- Junior Mason Fletcher also collected Third Team All-American honors from the AP and was a Ray Guy Award finalist. He will arguably be the top returning punter in the country after earning AAC Special Teams Player of the Year honors and ranking fifth in the country with a 46.2 average. The Melbourne, Australia native booted 14 50+ punts and his long of 84 yards set against SMU shattered the Cincinnati and AAC record for longest punt.

**...AND THEY'RE LIVING UP TO IT**

- Dontay Corleone made his presence known in the Oklahoma backfield, notching a career-high two TFLs and recording his fifth-career sack.
- He leads the team in each category (4.0 and 2.0, respectively), all as an interior lineman.

**MASON FLETCHER: NATION'S BEST?**

- Junior punter Mason Fletcher ranked fourth in the nation and second in the AAC with a 46.2 average in 2022 and was named to the Ray Guy Award watch list, in addition to multiple Preseason All-America honors.
- He has 12 punts for a 43.7-yard average in 2023, with eight inside the 20 and no touchbacks. He has only four TBs out of 124 for his entire career.
- 29 of his 62 punts (47%) in 2022 were downed inside the 20-yard line with 12 downed inside the 10.
- He has 22 punts of 50+ and three 60-yarders, including a school and AAC record 84 at SMU in 2022.
- His 65.0 average at SMU also set AAC and UC records and gave Fletcher AAC Special Teams honors.
- The Melbourne, Australia native faced his brother, Max Fletcher, a freshman punter for Arkansas, in the 2022 season opener at Arkansas. Mason and Max's parents, Dustin and Suzanne, flew from Australia for the game. It marked the first time in nearly two years that Mason had seen his brother and mother. Fletcher's father, Dustin, a 23-year veteran in Australian Rules Football, came to the Cotton Bowl last season.

**SATTERFIELD ERA STARTS FAST**

- Cincinnati scored the ninth-most points (66), totaled the seventh-most yards (667) and tossed for the sixth-most

passing yards (438) in school history in the season-opening 66-13 win over ECU.

- The first TD of the Satterfield era couldn't be more fitting. On fourth-and-5 from midfield, Satterfield dialed up a 49-yard touchdown pass from quarterback Emory Jones to wide receiver Xzavier Henderson for the first score of the season.

**JONES' NAMED BIG 12 POTW**

- Jones was named the Big 12 Offensive Player of the Week and Newcomer of the Week on Monday following his seven-touchdown performance in his Bearcats' debut on Saturday in the 66-13 victory over ECU.
- Jones had more touchdown passes (five) than incompletions (four) and finished 19-of-23 for 345 yards and five touchdowns with no interceptions through the air. He added two rushing scores and 26 yards on the ground.
- While at UF, he was the SEC Co-Offensive Player of the Week following a standout performance in a win over Tennessee in 2021. He led the Gators to a 38-14 victory over the Volunteers by totaling 209 yards and two touchdowns passing and 144 yards rushing.
- Saturday marked the second seven-touchdown game of Jones' career, as well. He totaled seven touchdowns (six passing, one rushing) during a 550-total-yard performance against Samford in 2021.

**JONES FEEDS EVERYONE**

- Emory Jones' 49-yard, 4th-and-5 touchdown pass on the opening drive to former Florida teammate Xzavier Henderson was a sign of things to come.
- Jones accounted for a school-record 7 TDs (5 pass, 2 rush), and all five passes were to different receivers vs. ECU. The last UC QB with 5 passing TDs was Gunner Kiel in 2015 vs UCF.
- He also he had three more TDs accounted-for than the next-closest Big 12 quarterback in Week 1.
- Henderson postgame said "I have to call him the lunch lady today, because he was feeding everybody."

**RYAN MONTGOMERY STEPS UP**

- Fifth-year senior running back Ryan Montgomery had seven carries for 17 yards the first two games, before going for a career-high 104 yards on 20 attempts against Miami (Ohio). His first two carries went for 27 yards.
- Montgomery is third in UC history for punt return yards (684).

**THAT'S A LOT OF YARDS**

- Freshman Barry Jackson Jr. scored on a 65-yard catch-and-run from redshirt-sophomore Brady Lichtenberg on his first-career reception, capping a historic offensive performance.
- **The 667 yards were seventh in school history, while the 66 points were ninth and the most since 2013.** The program record for the latter is 124 against Transylvania in 1912.
- Satterfield now has 12 games of 600-plus yards as a head coach. While at Louisville, he had 687 against Duke in 2021 and 600-plus against Boston College and Syracuse in 2019 (full listing on page 10).

**TOTAL YARDS: CINCINNATI SINGLE-GAME HISTORY**

YARDS	OPPONENT	YEAR
752	@ Memphis	2015
741	Alabama A&M	2018
726	UCF	2015
711	UConn	2009

684	Ohio	1968
669	Northwestern State	2013
667	Eastern Kentucky	2023

## GET TO KNOW THE BEARCATS

- The University of Cincinnati Department of Athletics competes at the highest level of intercollegiate athletics with the vision to reach Next Level Success for all 18 varsity teams and more than 450 student-athletes. The Bearcats have a proud athletics history, winning eight national championships and 118 conference titles. The Cincinnati men's basketball team is among the 15 winningest programs all-time, while the football team became the first non-Power Five program to compete in the College Football Playoff in 2021. Olympic gold medalist volleyball player Jordan Thompson, NBA Hall of Famer Oscar Robertson and Major League Baseball legend Sandy Koufax are among the several luminaries who have competed as Bearcats.
- The Bearcats entered a new era as a Power Five School on July 1 when they officially joined the Big 12 Conference, positioning Cincinnati among the nation's premier athletics programs.
- Off the field, UC student-athletes continue to find success, collectively posting a 3.4 GPA in spring 2023 with 78% earning spots on the Honor Roll.
- Under the leadership of Director of Athletics John Cunningham, and supported by more than 150 full-time staff members, UC Athletics' mission is to connect our community, enhance our university and impact the lives of student-athletes as they prepare to change the world on and off the field.

## 100 YEARS OF NIPPERT AT NIGHT

- This season marks the 100th anniversary of Cincinnati playing what is believed to be the first major college football night game in the country.
- Cincinnati started playing football in 1885 but moved the program to campus in Clifton in 1901. In 1906, UC invented co-operative education, which meant student-athletes on the football team were working downtown during the day. They needed a way to keep practicing when players were on a co-op rotation, so they erected a crude system of lights at Carson Field (where the team still plays today) in 1909. This allowed student-athletes to return to campus from co-op jobs and practice at night. In 1910, a more permanent setup was installed. The team painted the football white in order to see it better in the dark. In 1921 the university upgraded to a more modern incandescent lighting system which was, fittingly, designed by electrical engineering student Jack Silverman as his co-op thesis.
- In 1923, UC took it a step further, staging a regular-season game under the lights—the September 29 season opener against Kentucky Wesleyan. As the Bearcats won the game 17-0, the college football world took notice that the experiment had worked. It was the first college football game played under lights in the Midwest and believed to be the first major college football night game in the country.
- Cincinnati celebrates the 100th anniversary of night football this season, on the same field where the idea was pioneered in 1923.

## BRADEN SMITH TAKES TO THE AIR

- Louisville transfer wide receiver Braden Smith is not only

a 4.4 40-yard dash extraordinaire; the 23-year-old is a certified pilot. He took up the journey shortly after his three-catch, 45-yard Fenway Bowl performance against Cincinnati in December.

- Smith's long-term goals include flying cargo for UPS or FedEx, but says he remains open to airlines.
- "I just enjoy the thrill of being hands-on and being in control and going through procedures and things of that nature," Smith said to the Cincinnati Enquirer. "The first time I went up I was kind of shakin' at the knees. I didn't know what to expect. Luckily, I had a really good instructor and was able to keep flying. I got more confident with it, and once I was able to get my license, I really built up that confidence in myself."
- Smith, who had a 48-yard touchdown catch in his debut against ECU, had 59 receptions for 653 yards for Louisville from 2020-22 after transferring from Northwest Mississippi CC.

## SMITH A PILOT ON THE FIELD, TOO

- Braden Smith's 30-yard completion on a WR pass to 2022 Louisville teammate Dee Wiggins, which set up a touchdown at Pitt, was a familiar sight.
- For his career, Smith is 6-for-12 with 190 yards and two touchdowns. He was also a quarterback in high school.

## SINGLETERY BECOMING TD MACHINE

- Senior tight end Payten Singletary hauled in his third-career TD to put UC ahead 7-0 in the Pitt win, and he has three scores on nine career catches.
- Of Emory Jones' seven touchdown passes, two have gone to Singletary and the other five to first-year transfers.
- UC has won every game in which Singletary has a score (2021 Miami (Ohio) and 2023 ECU/Pitt).
- He hauled in a career-long 32-yard catch-and-run in open space against Miami (Ohio) this season.

## THIS IS BIG

- Cincinnati joined the Big 12 on July 1, 2023, along with UCF, Houston and BYU.
- After 25 years as a football independent (1970-1995), Cincinnati joined Conference USA in 1996 before becoming a member of the BIG EAST in 2005 and then The American in 2013.

## AN ELITE PROGRAM BY THE NUMBERS

- Any way you look at it over the last five, 10, 15 and 20 years — Cincinnati has proven to be one of the nation's top programs.
- UC ranks as the sixth-winningest program in the FBS since 2018 (last five years) with a 55-11 (83%) mark. Cincinnati joins Alabama (63), Georgia (61), Clemson (60) Ohio State (56), Notre Dame (55) and Oklahoma (51) as the only teams to average at least 10 wins per season since 2018.
- Cincinnati is the 14th winningest program since 2013 (the last 10 years) with a record of 88-43 (67%), winning three conference championships and advancing to eight bowls, including two New Year's Six bowls in that time frame.
- The Bearcats became the first-ever "Group of Five" team to advance to the College Football Playoff in 2021, defeating No. 9 Notre Dame on the road and finishing undefeated in the regular season along the way.
- Since 2008, Cincinnati has the 12th-most wins in college football (last 15 years) with a 134-59 (69%) mark. The

## PERMANENT CAPTAINS

Head coach Scott Satterfield announced four permanent captains for the 2023 season on Sunday, Aug. 27 - the start of the first game week.

The four players were selected by their peers.

Sr.\* DE Jowon Briggs  
 RSo. DT Dontay Corleone  
 R Jr. OL Gavin Gerhardt  
 R Sr.\* QB Emory Jones

## 19 CURRENT GRADUATES ON THE TEAM

Nineteen Cincinnati football players have their degree in hand from either UC or their previous institution.

- Jowon Briggs (Interdisciplinary Studies - physics, music concentration)
- Ryan Montgomery (Criminal Justice)
- Malik Vann (Criminal Justice)
- Jackson Brusciannelli (Marketing)
- Bryce Burton (Marketing)
- Cam Jones (Interdisciplinary Studies)
- Ryan Mullaney (Finance)
- Cayson Pfeiffer (Marketing)
- Eric Phillips (Criminal Justice)
- Jair Thomas (Criminal Justice)
- Taj Ward (Exercise Science)
- Daniel Grzesiak
- Trevor Radosevich
- Emory Jones
- Joey Beljan
- Braden Smith
- George Udo
- Dee Wiggins
- Jack Perry

## 12 THINGS TO KNOW ABOUT UC

- Founded in 1819
- Enrollment: 50,500 (projected for 2023)
- Students from all 50 states and 121 countries
- 12 consecutive years of record enrollment
- Global birthplace of cooperative education (co-op)
- #1 Public University for Co-Op & Internships from *U.S. News and World Report*.
- \$76 million annual student co-op earnings
- \$1.8 billion endowment (among Top 25 public universities in the U.S.)
- \$10.6 billion regional economic impact in Greater Cincinnati.
- 332,000+ living alumni
- MLB Hall of Famer Sandy Koufax and NBA Legend Oscar "The Big O" Robertson attended UC.
- Astronaut Neil Armstrong and U.S. President and Supreme Court Chief Justice William Howard Taft attended UC.

## OFFENSIVE FIREPOWER UNDER SATTERFIELD

- Scott Satterfield's offenses have been among the nation's best during his time at Appalachian State, Louisville, and now, Cincinnati.
- The Satterfield-led 66-point offense explosion against ECU is tied for the second most points scored in his coaching career and is the sixth time his offense has scored more than 60 points in a game. In his second year at the helm of Appalachian State (2014) he led the Mountaineers to a 66-0 victory over Campbell. His most recent 60-point win was during his tenure at Louisville as the Cardinals defeated Duke 62-22 in 2021.
- It also marks the 12th time a Satterfield-coached team has amassed 600 yards of total offense in a game.

## TOTAL YARDS IN SATTERFIELD HISTORY

YARDS	OPPONENT	YEAR
692	Gardner-Webb (App State)	2018
687	@ Duke (Louisville)	2021
<b>667</b>	<b>EASTERN KENTUCKY (UC)</b>	<b>2023</b>
664	Boston College (Louisville)	2019
663	Howard (App State)	2015
654	@ ULM (App State)	2015

## HOME OPENER WIN STREAK

- Cincinnati has won 22-straight home openers, beginning with an overtime win over TCU in 2002. The last decade is featured below.

RK	SCHOOL	SCORE
2023	Eastern Kentucky	W, 66-13
2022	Kennesaw State	W, 63-10
2021	Miami (OH)	W, 49-14
2020	Austin Peay	W, 55-20
2019	UCLA	W, 24-14
2018	Alabama A&M	W, 63-7
2017	Austin Peay	W, 26-14
2016	UT Martin	W, 28-7
2015	Alabama A&M	W, 52-10
2014	Toledo	W, 58-34
2013	Purdue	W, 42-7
2012	Pittsburgh*	W, 34-10
2011	Austin Peay	W, 72-10
2010	Indiana State	W, 40-7
2009	SE Missouri State	W, 70-3
2008	Eastern Kentucky	W, 40-7
2007	SE Missouri State	W, 59-3
2006	Eastern Kentucky	W, 31-0
2005	Eastern Michigan	W, 28-26
2004	Miami (OH)	W, 45-26
2003	East Carolina*	W, 40-3
2002	TCU*	W, 36-29 (OT)

Bearcats have won an astounding seven conference championships over the last 15 years with only Oklahoma (nine), Ohio State (eight), Alabama (eight) and Clemson (seven) matching that feat. UC also has four NY6 bowl appearances and three AP Top 10 finishes in that time.

- Cincinnati (2021) is one of only 15 teams ever to play in the College Football Playoff and join Oklahoma (2016, 2019, 2020) and TCU (2022) as the only current Big 12 teams to ever qualify for College Football's Final Four.

## EMERGING SECONDARY PIECES

- Junior Bryon Threats has two interceptions this year and four for his career, including a 33-yard return against Miami (Ohio).
- He has earned a full-time starting job after having 10 in 2022 and serving primarily on special teams as a freshman on the 2021 CFP team.
- Both of Taj Ward's first two forced fumbles of his career came in back-to-back games (Pitt and Miami) before producing career-highs of 9 tackles and 2 TFL against Oklahoma.
- He is the lone sixth-year member of the program and is enjoying his second year as a starter, this time as a safety after being the nickel in 2022.

## CFP+MF4 APPEARANCE

- Cincinnati is one of 11 schools - one of two in the Big 12 with Oklahoma - to have a Men's Final Four and College Football Playoff appearance in its athletic history.
- Cincinnati became the first non-Power 5 team to make the College Football Playoff after finishing as the nation's only undefeated team in 2021 and has advanced to six Men's Final Fours.

## LOOKING AT THE 2023 SCHEDULE

- The Bearcats joined the Big 12 on July 1, setting up what will be the most exciting football schedule in school history.
- Cincinnati hosts seven games at Nippert Stadium.
- Cincinnati's first conference game as a member of the Big 12 will be a marquee matchup against Oklahoma on Sept. 23 inside Nippert Stadium.
- Other highlights include renewing old BIG EAST rivalries with road contests at Pitt and West Virginia.

## NOTING THE 2023 SCHEDULE

- **EKU (Sept. 2):** Cincinnati claimed its 22nd-straight home-opening win behind 667 yards (seventh in school history) and 66 points (ninth-most). QB Emory Jones accounted for school-record 7 TDs while throwing TD passes to five different receivers.
- **Pitt (Sept. 9):** Cincinnati defeated its old Big East rival for the third-straight time in what was the first meeting since 2012. Corey Kiner ran for a career-high 153 yards, surpassing his career-high by halftime, and UC built a 27-7 lead before staving off Pitt's rally.
- **Miami (Ohio) (Sept. 16):** The Battle for the Victory Bell remains the longest continuous non-conference rivalry in FBS college football and the oldest rivalry in the FBS with the first game played in 1888. UC fell 31-24 in overtime despite a 538-358 advantage in total offense.
- **Oklahoma (Sept. 23):** Cincinnati gives high-powered Sooners their first deficit of season early, but trail 10-3 at half and are unable to come back in 20-6 defeat for campus' first FOX Big Noon Kickoff visit.

- **BYU (Sept. 29):** Big 12 newcomers previously had home-and-home series in 2015 and 2016 with the Cougars winning both matchups.
- **Iowa State (Oct. 14):** First meeting
- **Baylor (Oct. 21):** First meeting
- **Oklahoma State (Oct. 28):** Fourth all-time meeting and first since 1983.
- **UCF (Nov. 4):** Bearcats have won three of the last four matchups, but dropped the 2022 contest in Orlando. The Bearcats and the Knights spent recent years as the top two G5 teams. UCF won 25 straight games and two AAC titles in 2017 and 2018. Cincinnati actually handed UCF its first AAC loss in three years in a historic 27-24 Friday night win in 2019 which propelled the Bearcats to back-to-back league titles and AP Top 10 finishes in 2020-21.
- **Houston (Nov. 11):** 29 meetings are the most among any 2023 opponent; UC has won three in a row from 2019-21, including the 2021 AAC Championship Game which secured the first ever 13-0 start in school history.
- **West Virginia (Nov. 18):** Former Big East rivals meet for 21st time and first since 2011.
- **Kansas (Nov. 25):** Cincinnati won 34-7 in Nippert Stadium in 1997, one of two matchups all-time.

## SATTERFIELD SYNOPSIS

- Cincinnati head coach Scott Satterfield begins his first year at the helm of the Bearcats. He was hired as UC's 43rd head coach on Dec. 5, 2022.
- Satterfield brought an outstanding 76-48 record (.616) in 10 years as a head coach at Louisville and Appalachian State, holding a winning mark in seven seasons in addition to a 4-1 record in bowl games.
- He led the Mountaineers from the FCS to the FBS and to three straight conference titles.
- He lifted the Cardinals up from a 2-10 campaign in 2018 to an 8-5 record in his first season in 2019.
- A Durham, N.C., native, Satterfield was the 2018 Sun Belt Coach of the Year at Appalachian State before earning 2019 ACC Coach of the Year honors after leading the Cardinals to a six-win improvement in his first year.
- Satterfield has deep ties to App State, serving as an assistant coach (1998-08) and quarterback for the Mountaineers (1991-95), helping lead his alma mater to three NCAA Division I FCS national titles and eight conference championships along the way.

## NEW FACES

- After the 2022 season, Cincinnati had 15 players enter the transfer portal and leave the program and another 17 either graduated or declared for the NFL Draft.
- The Bearcats brought in 23 college transfers for this fall:
  - TE Joey Beljan (Western Kentucky)
  - WR Sterling Berhalter (NC A&T)
  - K Carter Brown (Arizona State)
  - OL Deondre Buford (Kentucky)
  - OLB Daniel Grzesiak (Nevada, Utah State)
  - WR Xzavier Henderson (Florida)
  - DT Jalen Hunt (Michigan State)
  - LB Dion Hunter (New Mexico)
  - LB Dorian Jones (Louisville)
  - QB Emory Jones (Arizona State, Florida)
  - OL Luke Kandra (Louisville)
  - DE Kyree Moyston (Virginia Tech)
  - OL Judea Milon (Tyler Junior College)



- WR Donovan Ollie (Washington State)
- OL Trevor Radosevich (Penn)
- WR Braden Smith (Louisville)
- WR Aaron Turner (UConn)
- S George Udo (BYU)
- DB D.J. Taylor (Arizona State)
- DB Jabril White (Diablo Valley JC)
- OL Philip Wilder (Southeast Missouri State)
- WR Dee Wiggins (Louisville, Miami)
- DB Jordan Young (Florida)

## 12 NEW STARTERS IN FIRST GAME

- Of Cincinnati's 22 starters in the season opener, eight were making their UC debuts, including five on offense. Four others (OL Dartanyan Tinsley, RB Corey Kiner, TE Payten Singletary, LB Jack Dingle) made their first-career starts.

## MARRIED BRIGGS LEADS DEFENSE

- Fifth-year senior Jowon Briggs leads UC with 19 career starts at Cincinnati. A former Walnut Hills High School star, he originally played at Virginia, where he started 14 games over two seasons and was a Midseason Freshman All-American in 2019.
- He came up huge in the Pitt game with his first sack of the season and a pair of TFLs.
- In 2022, he started all 13 games and finished with 61 tackles, 4.5 tackles for loss and three sacks en route to All-AAC First Team honors.
- Briggs has a degree in interdisciplinary studies with a focus on physics and music. He will have his certificate in computer science in December.
- He and his wife, Nyjae, have three children, Jowon, Reine and new-born baby Zane (born Aug. 25, 2023).

## WEALTH OF KICK AND PUNT RETURNERS

- Cincinnati returns fifth-year running back Ryan Montgomery, whose 684 punt return yards rank third in school history. He is joined by several transfers with solid special-teams resumes.
- Defensive back D.J. Taylor, a three-year letterwinner at Arizona State, had a 107-yard KR score against Arizona in 2020 while ranking third in the nation with a 36.9-yard average.
- Braden Smith had a 30-yard punt return against Kentucky in 2022 and a career-long 49-yard touchdown versus ECU in 2021.
- Xzavier Henderson had 34 punt and nine kickoff returns in his three years at Florida, including returns of 48 yards against Missouri and 28 at Texas A&M in 2022. He also returned a punt 33 yards against FAU in the 2021 opener.

## DON'T FORGET ABOUT ERIC PHILLIPS

- Preseason All-America redshirt sophomore nose tackle Dontay "The Godfather" Corleone and senior defensive end Jowon Briggs get the bulk of the media attention, but Eric Phillips has proven to be star in his own right. Entering his second year as a starting defensive end, the Cincinnati native finished with 2 TFL, a sack and forced fumble versus ECU. For his career, he has 11 TFL and five sacks, all over the last two seasons.

## GRZESIAK LEADS DEFENSE IN DEBUT

- Another solid Week 1 performer was Daniel Grzesiak,

rated the 20th-best available transfer by The Athletic's Max Olson, who had a team- and career-high seven tackles in his UC debut, including a strip-sack and fumble recovery on the same play. The Los Angeles native came by way of Utah State and Nevada before then.

- Taj Ward also had a career-high six tackles, while Justin Harris and Bryon Threats earned their first and third-career interceptions, respectively.

## UC DEFENSE SHOULD CAUSE HAVOC

- Cincinnati associate head coach / defensive coordinator Bryan Brown's defense should cause havoc after his Louisville team led the nation with 50 sacks in 2022.
- Brown has plenty of weapons at his disposal with All-American nose tackle Dontay Corleone and fellow all-conference defensive lineman Jowon Briggs pairing with newcomer Daniel Grzesiak, an edge rusher who transfers in from Utah State where he had had 8.5 sacks last season, and sixth-year senior defensive end Malik Vann (nine career sacks) to lead the Bearcats' front seven.
- Brown's Cardinals defense also finished third in turnovers forced (30), seventh in TFLs (97) and 11th in points allowed (19.2) in 2022.

## CHEF MYLES MONTGOMERY

- Redshirt sophomore running back Myles Montgomery, one of the fastest players on the team, has proven that he is ready to take on a larger role this fall after totaling 14 attempts for 120 yards and a touchdown in six games in 2022.
- Another element to his game, even if off the field, is his cooking.
- This fall, he said his favorite thing to make is pasta and that he is trying to perfect steak. He also previously cited his pot roast, potatoes and carrots as a staple. He and tight end Chamon Metayer, a classmate and fellow Floridian, were roommates, with Montgomery saying teammates would always come over for different meals the two cooked.

## LT AN AEROSPACE ENGINEER

- The offensive line is a cerebral position, and redshirt-junior offensive lineman John Williams has proven it as he pursues a starting job at left tackle.
- Williams, an aerospace engineering major, played in 12 of 13 games last year and 12 more in 2021, including starting the first three for the eventual CFP Bearcats. He cites NASA and Boeing as two places he would like to work for once his career is over.
- "I do take a good amount of pride in it," he told Sports Illustrated about his heavy academic load. "It's hard to juggle, and I don't sleep much, but I like to work hard."

## BUFORD HAS SEEN THE BEST

- Redshirt junior and Kentucky transfer Deondre Buford claimed the starting right tackle spot.
- The Detroit native, who went to the same Martin Luther King HS as Ahmad "Sauce" Gardner, appeared in all 13 games for UK in 2022 at both guard and tackle, while earning a pair of starts. One of those was against defending and eventual national champion Georgia.

## THE LONE RETURNING STARTER ON OFFENSE

- The coaching change and transfer portal has made for

a completely different offensive depth chart this season.

- Redshirt-junior center Gavin Gerhardt is the only returning offensive starter, having taken on all 13 games last year and proving to be one of the Bearcats' best on the line. He snapped for two quarterbacks with vastly different styles and paved the way for three different running backs to tally 100-yard rushing games.
- Not only that, he was emerging as a starting guard in 2022 fall camp before a season-ending injury to incumbent center Jake Renfro.

## CARTER BROWN, THE KICKER

- Arizona State transfer Carter Brown was 9-for-9 on PATs in his debut (second-most in UC history as well) and remains perfect on all 46 tries of his career.
- He also made his first six field goal tries (including two of 46 and 47 yards), putting him 9-for-11 from 40-plus in his career.
- His 54-yard boot against Oklahoma was the longest for UC since 2008 and tied for third all-time.

## NEW FACES AT WIDE RECEIVER

- The Cincinnati wide receiver room returns just one scholarship receiver in redshirt junior Chris Scott, but it added loads of experience to offensive coordinator/wide receivers coach Brad Glenn's room.
- **0 Braden Smith (Louisville)** — Appeared in 29 games as a wide receiver and kick specialist for Louisville, where he hauled in 59 receptions for 653 yards and two touchdowns from 2020-22 after transferring from Northwest Miss. CC.
- **2 Dee Wiggins (Louisville)** — Veteran who brings 22 games of starting experience during stints at Louisville and Miami. Spent four seasons at Miami from 2018 to 2021 where he appeared in 40 games at wide receiver. Totaled 791 receiving yards on 62 receptions for seven touchdowns as a Hurricane. Played three games at Louisville in 2022 before a season-ending injury.
- **3 Evan Prater (QB at UC)** — Started two games behind center for the Bearcats in 2022 and was previously a backup for Desmond Ridder. Moved to wide receiver this summer. Had 166 yards on the ground as a quarterback and is a natural athlete.
- **8 Xzavier Henderson (Florida)** - Led Florida with 38 receptions in 2022, while also totaling 410 receiving yards and two touchdowns. He appeared in 35 games, recording 73 catches for 835 yards and five touchdowns with the Gators from 2020-22. Former teammate of UC starting quarterback Emory Jones.
- **9 Aaron Turner (UConn)** - Appeared in all 25 games for UConn from 2021-22, totaling 90 receptions for 759 yards and three touchdowns, in addition to 75 more yards on the ground. Led the Huskies in receptions, his second straight season with a team-high in catches, yards and touchdowns in 2022, finishing with 57 catches for 527 yards and three scores after hauling in in 33 catches for 232 yards in 2021.
- **11 Donovan Ollie (Washington St.)** - Experienced receiver who brings 24 career starts, 70 receptions, 807 yards, four touchdowns and two years of eligibility to the Bearcats following four seasons as a member of the Washington State program. Made 11 starts and appeared in 12 games in 2022, tallying 43 receptions for 491 yards and three scores. Overlapped one season with the late Mike Leach, whose Texas connections brought him to Pullman.
- **14 Barry Jackson (High School)** - Four-star recruit

according to Rivals and one of the top 50 prospects in the state of Georgia according to 247Sports.

- **84 Sterling Berkhalter (NC A&T)** - Cincinnati native who played in 16 games with 13 starts over two seasons (2021-22) at North Carolina A&T. Totaled 35 receptions for 476 yards and two scores. Made 10 starts in 2022, tallying 28 receptions for 414 yards and both career touchdowns. Attended Georgia Prep Academy prior to college.

**HALL OF FAME BLOODLINES**

- Redshirt-sophomore safety Antwan Peek Jr. is following in his father's Cincinnati Athletics Hall of Fame footsteps.
- The elder Peek is UC's all-time leader in sacks (27.0), tackles for loss (56.0), forced fumbles (17) and blocked kicks (7). He was a third round pick (No. 67 overall) by the Houston Texans in the 2003 in the NFL Draft and played five seasons in the NFL, including four with the Texans and one with the Browns, finishing with 28 starts.
- Peek Jr., a walk-on who was put on scholarship, was cited by Satterfield prior to the season-opener as someone to watch.
- "The guy that's kind of stuck out this August camp was Antwan Peek Jr.. He's a guy who was down the depth chart and now after the spring, he's number two safety. He a guy that will get to play, I mean he's going to get some good playing time."

**55-13 RECORD SINCE 2018**

- Cincinnati has the sixth-most wins in college football (55) since 2018.
- The Bearcats' Week 4 matchup against Oklahoma pitted two of the eight programs to win 50 games from 2018 to 2022.
- UC head coach Scott Satterfield propelled App State onto this list during his 11-win final season at the helm of his alama mater in 2018.

**WINNINGEST FBS PROGRAMS SINCE 2018**

TEAM	W-L	WIN %
Alabama	65-8	89.0
Georgia	64-8	88.9
Clemson	62-11	84.9
Ohio State	59-7	89.4
Notre Dame	57-12	82.6
<b>Cincinnati</b>	<b>55-13</b>	<b>80.9</b>
Oklahoma	54-15	78.3
App State	51-18	73.9
Louisiana	50-20	71.4
Michigan	50-14	78.1
UCF	49-18	73.1

**WHO IS NEW AT QUARTERBACK**

- Cincinnati signed transfer quarterback Emory Jones in the early signing period in December. He has started 20 games at Arizona State and Florida, and thrown for 4,880 yards and 33 touchdowns over 45 career games. He started 12 games at Florida in 2021 and finished with 2,734 yards and 19 touchdowns to go along with 758 yards and four touchdowns on the ground.
- Brady Drogosh, a 6-4 true freshman, joins the Bearcats as a four-star recruit and Michigan's No. 1 prospect. He was named Michigan's Mr. Football in 2022 after throwing for 2,264 yards and 35 touchdowns to go along with 1,340 rushing yards for De La Salle Collegiate.

- RS sophomore Brady Lichtenberg went 4-for-4 for 93 yards as the second-stringer against EKU, his first-career passing attempts. He hit freshman Barry Jackson Jr. for a 65-yard score late in the game.

**HARD TICKET TO COME BY**

- Cincinnati football officially sold out of season tickets for the 2023 football season, selling more than 25,300 to set a new school record in August.
- It's the second time in history that UC has sold out of season tickets.
- Last season, UC set a record with just over 22,000 season tickets sold.
- Cincinnati has sold out 14 consecutive home games dating back to the third home game of 2021, as well.

**DUAL-THREAT DROGOSH**

- True freshman quarterback Brady Drogosh turned heads in his first collegiate spring and fall camp, despite coming in as arguably UC's top high-school signee.
- The Warren, Mich., native was a consensus four-star recruit and rated the No. 1 player in the state, a top-five quarterback and top-50 national prospect by On3. While the 6-foot-4, 215-pound gunslinger has displayed a fluid throwing motion, he also unleashed a 99-yard touchdown run in a fall-camp scrimmage at Nippert Stadium.

**BEARCATS IN SEASON OPENERS**

- Cincinnati has won 22-straight home openers, beginning with an overtime win over TCU in 2002. This season was a 66-13 win over Eastern Kentucky.

**FREAKS LIST**

- UC boasted three members of Bruce Feldman's annual "Freaks" list for the third-straight season.
- Tyler Scott, Tre Tucker and Josh Whyte earned the honors in 2022, while Desmond Ridder, Alec Pierce and Myjai Sanders garnered 2021 nods. All six are now on NFL rosters.
- Defensive lineman Jowon Briggs, an eclectic music persona with the piano, guitar, bass, drums, sax, flute, cello, violin, viola, harmonica and his tenor voice, squatted 700 in high school. He deadlifted 655 this offseason and did 31 bench-press reps at 225. He also hit 18.6 MPH and 4.89 in the pro shuttle.
- Fellow defensive lineman Dontay Corleone benches 485, squats 605 and deadlifts 700. He can also hit 18 MPH on the GPS with a 4.68 pro shuttle, something only one other 300-pound defensive lineman could do faster at the NFL Combine.
- Deshawn Pace, the 6-2, 212-pound senior star (hybrid nickel/linebacker) hit 21.21 MPH with a speedy 1.51 10-yard split. He also benches 340 pounds and can do 25 pull-ups.

**BEARCATS FIND NFL SUCCESS**

- Cincinnati has seen 16 Bearcats drafted since the start of 2021 – second-most in the Big 12 in that time span. The list includes Ahmad "Sauce" Gardner, who was selected fourth overall by the New York Jets in 2022 and went on to earn All-Pro and NFL Defensive Rookie of the Year honors.
- While Gardner took the NFL by storm as a rookie, Travis and Jason Kelce turned in dominant seasons once again. The brothers, who both starred for the Bearcats more than a decade ago, each earned All-Pro and faced off in Super Bowl LVIII. The Kansas City Chiefs won the league crown

and Travis Kelce was joined by fellow Bearcat Bryan Cook, a rookie safety.

**TAKE ME TO HIGHER GROUND**

- For the past 25 years, the UC football has called the Higher Ground Conference and Retreat Center in West Harrison, Ind., its preseason training home.
- The 280-acre facility is located about 30 miles from campus and has served as the Bearcats training camp location since the lead up to the 1999 season.
- Higher Ground has two 100-yard turf practice fields, including a new surface installed in 2017, ample living and meeting spaces and no distractions from football.

**CHAMPIONSHIP HISTORY**

- UC won the 2021 and 2020 AAC Championships, its 15th and 16th league titles, for its first two since 2014 and first outright crowns since 2009.
- UC played in its third-straight AAC title game in 2021.
- Each of the last two were played at Nippert Stadium. UC toppled No. 16 Houston in 2021 after defeating No. 23 Tulsa on Cole Smith's game-ending 34-yard field goal. That first game, played on Saturday, Dec. 19 at Nippert Stadium, marked the latest date a game was played in Nippert since a matchup vs. Xavier on Dec. 7, 1918.

**CONFERENCE CHAMPIONSHIPS (16)**

YEAR	LEAGUE	HC	REC
1933	Buckeye *	King	7-2-0
1934	Buckeye	King	6-2-1
1947	Mid-American	Nolting	7-3-0
1949	Mid-American	Gillman	7-4-0
1951	Mid-American	Gillman	10-1-0
1952	Mid-American	Gillman	8-1-1
1963	Missouri Valley *	Studley	6-4-0
1964	Missouri Valley	Studley	8-2-0
2002	Conference USA *	Minter	7-7-0
2008	BIG EAST	Kelly	11-3-0
2009	BIG EAST	Kelly	12-1-0
2011	BIG EAST *	Jones	10-3-0
2012	BIG EAST *	Jones	10-3-0
2014	American *	Tuberville	9-4-0
2020	American	Fickell	9-0-0
2021	American	Fickell	13-0-0

\* - Shared title

**INDOOR PRACTICE FACILITY IN 2024**

- Cincinnati this summer broke ground on its new indoor facility. It includes a 120-yard football field, to also be used by other UC programs, scheduled for completion by Fall 2024, as well as a 96,000-square-foot performance center that includes football offices, nutrition stations, a weight room and mental health services, among many others, by Fall 2025.



POLLING DATA

WEEK	AP	COACHES	CFP
Preseason	-	-	-
Sept. 5	-	-	-
Sept. 12	RV	RV	-
Sept. 19	-	-	-
Sept. 26	-	-	-
Oct. 3	-	-	-
Oct. 10	-	-	-
Oct. 17	-	-	-
Oct. 24	-	-	-
Oct. 31	-	-	-
Nov. 7	-	-	-
Nov. 14	-	-	-
Nov. 21	-	-	-
Nov. 28	-	-	-
Dec. 5	-	-	-
<b>FINAL</b>	-	-	-

IN THE POLLS

AP	COACHES
1. Georgia	1. Georgia
2. Michigan	2. Michigan
3. Texas	3. Ohio State
4. Ohio State	4. Florida State
5. Florida State	5. Texas
6. Penn State	6. USC
7. Washington	7. Penn State
8. USC	8. Washington
9. Oregon	9. Oregon
10. Utah	10. Utah
11. Notre Dame	11. Alabama
12. Alabama	12. LSU
13. LSU	13. Notre Dame
14. Oklahoma	14. Oklahoma
15. North Carolina	15. North Carolina
16. Washington State	16. Duke
17. Duke	17. Washington State
18. Miami	18. Miami
19. Oregon State	19. Tennessee
20. Ole Miss	20. Ole Miss
21. Tennessee	21. Oregon State
22. Florida	22. Missouri
23. Missouri	23. Florida
24. Kansas	24. Kansas
25. Fresno State	25. Kansas State

NIPPERT STADIUM TOP CROWDS

ATT	OPPONENT	DATE	RESULT
40,140	UConn	10/24/15	W, 37-13*
40,121	UCF	10/4/19	W, 27-24*
40,101	Miami (Fla.)	10/1/15	W, 34-23*
40,015	Houston	9/15/16	L, 40-16*
39,095	Alabama A&M	9/5/15	W, 52-10
38,919	UConn	11/9/19	W, 48-3
38,557	South Florida	10/8/22	W, 28-24*
38,464	Indiana	9/24/22	W, 45-24*
38,461	Navy	11/5/22	W, 20-10*
38,199	East Carolina	11/11/22	W, 27-25*
<b>38,193</b>	<b>EKU</b>	<b>9/2/23</b>	<b>W, 66-13*</b>
<b>38,193</b>	<b>Miami (OH)</b>	<b>9/16/23</b>	<b>L, 24-31 (OT)*</b>
<b>38,193</b>	<b>Oklahoma</b>	<b>9/23/23</b>	<b>L, 6-20*</b>

\*-Sellouts



CARSON FIELD AT NIPPERT STADIUM

CARSON FIELD AT NIPPERT STADIUM HAS BEEN THE VENERABLE HOME OF THE UNIVERSITY OF CINCINNATI FOOTBALL TEAM SINCE 1901 AND PROVIDES A PHENOMENAL HOME-FIELD ENVIRONMENT.

HARD TICKET TO COME BY

- Cincinnati football officially sold out of season tickets for the first time ever prior to the 2022 football season, selling more than 23,500 to set a new school. The Bearcats accomplished the feat again in 2023.
- The Bearcats are currently on single-game sellout streak spanning 14 contests since 2021.

A MODERN CLASSIC

- In 1915, construction was completed on the first sections of a brick and concrete structure to replace the wooden stands and continued for several seasons as funds were raised.
- In 1924, the completed structure was dedicated as James Gamble Nippert Memorial Stadium with a capacity of 12,000.
- UC has used the Nippert site as a playing field since 1901, making it the second-oldest playing site in the nation for college football behind Penn's Franklin Field (1895).
- Among NCAA FBS schools, Nippert is the third-oldest stadium still in use, behind Bobby Dodd Stadium (Georgia Tech - 1913), Davis Wade Stadium (Mississippi State - 1914) and ahead of Ole Miss' Vaught-Hemingway Stadium (1915) and Wisconsin's Camp Randall Stadium (1917).
- Through numerous renovations, the structure situated in the middle of the Clifton campus has retained its early-century brickwork, wrought-iron gates, and trim giving Nippert a comfortable old-time stadium charm and appeal, while remaining a classic showplace for college football.
- The third-oldest NCAA FBS stadium entered a new era in 2015 following the completion of a 20-month, \$86-million, privately funded renovation and expansion project.
- The post-renovation season in 2015 coincided with the 100th anniversary of the original 1915 construction.

FOR THE FANS

- Both concourses were renovated and widened and now feature nearly 75 permanent point-of-sale concession locations are available on game days.
- Concession stands feature the usual stadium staples along with offerings from premium local vendors, including Frisch's, Montgomery Inn and Skyline Chili.
- Enhancements were added in 2019, including: new tailgating spots, social gathering spaces, fans-first pricing and a season-long DJ for in-game entertainment.

WHAT'S IN A NAME?

- During the season-ending clash with rival Miami (OH) in 1923, Jimmy Nippert sustained a spike wound injury and died a month later from blood poisoning.
- His grandfather, James N. Gamble of Procter and Gamble, provided the funds needed to complete the horseshoe-shaped structure, and the James Gamble Nippert Memorial Stadium was dedicated on Nov. 8, 1924.
- The stadium's founder was Arch Carson, who as captain and principal organizer played a significant role in starting football on the UC campus in 1885. In 1901 as physical director of the university, Carson guided the construction of the field which was later named for him -- the playing surface is still called Carson Field.

THE WEST PAVILION

- The most striking changes sit five stories above the west concourse. At 105,000 square feet and 130 yards long, the West Pavilion rises out of the stadium concourse in glass and angles which contain a host of new premium seating along with state-of-the-art press facilities.
- The curvature of the facility matches that of Herschede-Shank Pavilion on the east side of the stadium and contains four levels; the Margaret & Michael Valentine press and suite level, suite level, scholarship club level, and patio mezzanine level.
- UC went from having nearly no premium seating options to the addition of 1,100 scholarship club seats and 53 indoor and outdoor suites of varying sizes. A skywalk connects Tangeman University Center to the West Pavilion with premium area customers able to access the facility on gameday from the other side of campus.

TQL PARTNERSHIP BOLSTERS NIPPERT STADIUM

- Total Quality Logistics (TQL), the second-largest freight brokerage firm in North America and Cincinnati's largest private company, and UC announced in January 2023 a long-term strategic partnership that will include field level and stadium signage and logo assets for TQL as well as specific investment to the Bearcats' indoor practice and performance facility project.
- TQL's logo will appear on Carson Field in two places.
- While field surface branding typically results in renaming the venue, as a Cincinnati company, TQL has chosen to not name the field. It will continue to be named Carson Field in honor of Dr. Arch Carson, who organized the first football team at the university in 1885 and is known as the Father of UC Football.

## 2023 CINCINNATI FOOTBALL ALPHABETICAL ROSTER

#	NAME	POS.	HT.	WT.	CL.	HOMETOWN / HIGH SCHOOL / LAST SCHOOL	#	NAME	POS.	HT.	WT.	CL.	HOMETOWN / HIGH SCHOOL / LAST SCHOOL
37	Trevor Adams	LB	6-2	236	RSo. <sup>^</sup>	Loveland, Ohio / Goshen / Western Kentucky	16	Brady Lichtenberg	QB	6-1	208	RSo.	Toledo, Ohio / St. John's Jesuit
14	Rayquan Adkins	CB	5-11	185	Fr.	Miami, Fla. / Northwestern	91	Drew Logan	DL	6-4	270	RFr. <sup>^</sup>	North Canton, Ohio / Hoover
7	Sammy Anderson Jr.	CB	6-0	185	RJr.	Dayton, Ohio / Trotwood-Madison	62	Matt Mason	OL	6-3	295	RFr. <sup>^</sup>	Union, Ky. / Ryle
86	Lesley Andoh	WR	6-0	190	RFr. <sup>^</sup>	Dublin, Ohio / Scioto	82	Michael McCalmont	TE	6-3	240	RJr. <sup>^</sup>	Mason, Ohio / Mason
17	Joey Beljan	TE	6-3	240	RSr.	Holland, N.J. / Delaware Valley / Western Kentucky	7	Chamon Metayer	TE	6-5	248	RSo.	Miami, Fla. / North Miami
47	Rory Bell	K	5-10	185	RJr. <sup>^</sup>	Wilmington, Ohio / Wilmington / Temple	89	Jesse Meyer	TE	6-4	235	RFr. <sup>^</sup>	Coldwater, Ohio / Coldwater
84	Sterling Berkhalter	WR	6-4	200	Jr.	Cincinnati, Ohio / Ga. Prep Academy / NC A&T	30	Au'braylen Million	DB	5-10	164	RFr. <sup>^</sup>	Middletown, Ohio / Middletown / Louisville
51	Ben Blevins	DL	6-2	270	RJr. <sup>^</sup>	Cincinnati, Ohio / La Salle	71	Judea Milon	OL	6-4	290	Jr.	Killeen, Texas / Shoemaker / Tyler Junior College
20	Oliver Bridges	DB	6-2	205	RFr.	Potomac, Md. / The Bullis School	26	Myles Montgomery	RB	5-11	205	RSo.	Jacksonville, Fla. / Fletcher
0	Jowon Briggs	DE	6-2	297	Sr.*	Cincinnati, Ohio / Walnut Hills / Virginia	22	Ryan Montgomery	RB	5-10	205	Sr.*	Franklin, Ohio / Franklin
33	Carter Brown	K	6-0	205	So.	Pearland, Texas / Dawson / Arizona State	38	Nijal Mooney	LB	6-0	230	RSo. <sup>^</sup>	Cincinnati, Ohio / Roger Bacon / Findlay
50	Jackson Brusciannelli	LB	5-11	240	RSr. <sup>^</sup>	Chicago, Ill. / Montini Catholic	13	Kyree Moyston	DE	6-4	242	So.	Norfolk, Va. / Kings Fork / Virginia Tech
56	Deondre Buford	OL	6-3	315	RJr.	Detroit, Mich. / Martin Luther King / Kentucky	57	Ryan Mullaney	DL	6-2	250	RSr. <sup>^</sup>	Cincinnati, Ohio / Moeller
24	Todd Bumphis	CB	6-0	198	RJr.	Toledo, Ohio / St. Francis De Sales	81	Michael Mussari	WR	6-1	188	Fr. <sup>^</sup>	Kings Mills, Ohio / Kings
40	Kamari Burns	DE	6-4	275	Fr.	Columbus, Ohio / Gahanna Lincoln	85	Triston O'Brien	LS	6-3	225	RSo. <sup>^</sup>	Jefferson, Ohio / NDCL
39	Bryce Burton	H/K	5-10	200	RSr. <sup>^</sup>	Cincinnati, Ohio / Princeton	11	Donovan Ollie	WR	6-3	212	RSr.	Wylie, Texas / Wylie / Washington State
42	Stephan Byrd	RB	6-0	215	RFr.	Canal Winchester, Ohio / Canal Winchester	3	Deshawn Pace	STAR	6-2	212	Sr.	Cincinnati, Ohio / Colerain
32	James Camden	LB	6-1	228	RJr. <sup>^</sup>	Cincinnati, Ohio / Anderson	46	Antwan Peek Jr.	S	6-2	205	RFr. <sup>^</sup>	Cincinnati, Ohio / Indian Hill
21	Kalen Carroll	CB	6-1	185	RFr.	Indianapolis, Ind. / Center Grove	83	Ty Perkins	WR	6-3	205	Fr.	Ironton, Ohio / Ironton
18	Trevor Carter	LB	6-1	205	Fr.	Ironton, Ohio / Ironton	96	Dominique Perry	DL	6-2	290	RJr.	Germantown, Md. / Northwest
87	Stanley Clyne	WR	6-1	185	Fr.	Tipp City, Ohio / Tippecanoe	10	Jack Perry	QB	6-1	205	RSr. <sup>^</sup>	Mountain View, Calif. / St. Francis / San Mateo / Western Illinois
2	Dontay Corleone	DL	6-2	318	RSo.	Cincinnati, Ohio / Colerain	96	Cayson Pfeiffer	LS	6-0	220	RSr.*	Columbus, Ohio / Dublin Scioto
29	Manny Covey	RB	5-11	190	Fr.	Starke, Fla. / Bradford	97	Eric Phillips	DE	6-3	260	RSr.	Cincinnati, Ohio / Colerain
8	Isiah Cox	S	6-2	200	RSo.	Alcoa, Tenn. / Alcoa	3	Evan Prater	WR	6-4	208	RJr.	Cincinnati, Ohio / Wyoming
61	Luke Dalton	OL	6-5	308	RFr.	Crystal Lake, Ill. / Marian Central Catholic	58	Trevor Radosevich	OL	6-4	310	RSr.*	Englishtown, N.J. / Manalapan / Penn
11	Jayden Davis	S	6-2	190	Fr.	Suwanee, Ga. / Collins Hill	76	Mitch Raifsnider	OL	6-8	285	RSo. <sup>^</sup>	Castalia, Ohio / Margaretta / Army
36	Victor Dawson	RB	6-0	225	RSo. <sup>^</sup>	Akron, Ohio / Hoban / Merrimack	34	Caleb Schmitz	TE	6-3	240	RSo.	Lancaster, Pa. / Warwick
49	Jack Dingle	LB	6-4	238	RSo.	Louisville, Ky. / Trinity	80	Chris Scott	WR	6-2	205	RJr.	Columbus, Ohio / Pickerington North
33	CJ Doggette	DE	6-2	270	RFr.	Pickerington, Ohio / Pickerington Central	92	Derrick Shepard Jr.	DL	6-3	305	RFr.	Dayton, Ohio / Archbishop Alter
12	Brady Drogosh	QB	6-4	215	Fr.	Warren, Mich. / De La Salle Collegiate	48	Weston Simmons	LS	5-11	215	Fr. <sup>^</sup>	Mason, Ohio / Mason
78	Grant Edgington	OL	6-4	280	Fr. <sup>^</sup>	Madeira, Ohio / Madeira	17	Brian Simms III	LB	6-3	250	Fr.	Baltimore, Md. / St. Frances Academy
45	Barak Faulk	TE	6-3	240	RJr. <sup>^</sup>	Cincinnati, Ohio / Mason	88	Payten Singletary	TE	6-4	235	RJr.	Thomasville, Ga. / Thomasville
66	Landon Fickell	OL	6-4	290	RSo.	Cincinnati, Ohio / Moeller	0	Braden Smith	WR	5-10	185	RSr.*	Flowood, Miss. / Northwest Rankin / NW Miss. CC / Louisville
31	Mason Fletcher	P	6-7	215	Jr.	Melbourne, Australia / ProKick	94	Keilan Smith	DT	6-2	330	Fr.	Pickerington, Ohio / Pickerington Central
53	Gavin Gerhardt	OL	6-4	305	RJr.	Xenia, Ohio / Xenia	41	Quinn Staten	LB	6-2	230	Fr. <sup>^</sup>	Toledo, Ohio / St. John's Jesuit
19	Tyler Gillison	OLB	6-4	242	RFr.	Pickerington, Ohio / Pickerington Central	5	D.J. Taylor	S	5-10	192	RJr.	Tampa, Fla. / Tampa Catholic / Arizona State
55	Mao Glynn II	OL	6-3	300	RSo.	Cincinnati, Ohio / Walnut Hills	50	Evan Tengesdahl	OL	6-4	310	Fr.	Dayton, Ohio / Wayne
79	Ethan Green	OL	6-7	305	RFr.	Fremont, Ohio / Fremont Ross	85	Jair Thomas	WR	6-4	215	RSr. <sup>^</sup>	Cincinnati, Ohio / Winton Woods
9	Daniel Grzesiak	OLB	6-1	250	RSr.*	Los Angeles, Calif. / Crenshaw / Nevada / Utah State	25	Shaun Thomas	RB	6-0	205	RSo. <sup>^</sup>	Lima, Ohio / Central Catholic
77	Jonathan Harder	OL	6-5	320	RFr.	Delaware, Ohio / Olentangy Berlin	22	Jonathan Thompson	LB	6-2	230	RFr.	Columbus, Ohio / St. Francis De Sales
12	Justin Harris	CB	6-0	195	RSr.	Dayton, Ohio / Wayne	10	Bryon Threats	S	5-10	195	Jr.	Columbus, Ohio / Coffman
63	Nathan Hawks	K	6-0	204	Jr. <sup>^</sup>	Enon, Ohio / Greenon / Wittenberg	54	Dartanyan Tinsley	OL	6-5	315	Sr.	Owensboro, Ky. / Owensboro / Kentucky Christian
8	Xzavier Henderson	WR	6-3	200	Sr.	Miami, Fla. / Columbus / Florida	9	Aaron Turner	WR	5-7	185	Jr.	Ellicott, Md. / Gonzaga College / UConn
13	Jacob Hoying	QB	6-2	205	RSo. <sup>^</sup>	Columbus, Ohio / Bishop Watterson	43	George Udo	S	6-1	200	Sr.	Antioch, Calif. / Berean Christian / BYU
90	Jalen Hunt	DT	6-4	315	RSr.	Detroit, Mich. / Belleville / Michigan State	4	Malik Vann	DE	6-3	268	RSr.*	Cincinnati, Ohio / Fairfield
42	Dion Hunter	LB	6-2	235	RJr.	Albuquerque, N.M. / Cleveland / New Mexico	15	Taj Ward	DB	6-0	195	RSr.*	Solon, Ohio / Solon
52	Connor Ingram	P	5-10	215	So. <sup>^</sup>	Powell, Ohio / Olentangy Liberty / Wittenberg	16	Jabril White	DB	5-10	193	Jr.	Oakland, Calif. / McClymonds / Diablo Valley College
14	Barry Jackson Jr.	WR	5-11	195	Fr.	Ellenwood, Ga. / Cedar Grove	2	Dee Wiggins	WR	6-3	195	RSr.*	Miami, Fla. / Miami Southridge / Miami / Louisville
99	Rob Jackson	DE	6-5	275	RSo.	Philadelphia, Pa. / Archbishop Wood	74	Phillip Wilder	OL	6-5	305	RJr.	Jonesboro, Ga. / Mt. Zion / Southeast Missouri State
69	Cam Jones	OL	6-8	330	RSr.	Knott County, Ky. / Fredrick Douglass	44	Jah-Mal Williams	OLB	6-4	238	RSo.	Carver Ranches, Fla. / Cardinal Gibbons
23	Daved Jones Jr.	LB	6-1	228	RJr.	Cincinnati, Ohio / Lakota West	75	John Williams	OL	6-5	310	RJr.	Bolingbrook, Ill. / Bolingbrook
6	Dorian Jones	LB	6-0	230	Sr.	Boynton Beach, Fla. / American Heritage / Louisville	27	Ken Willis	STAR	5-11	180	RFr.	Cincinnati, Ohio / Colerain
5	Emory Jones	QB	6-3	212	RSr.*	La Grange, Ga. / Heard County / Florida / Arizona State	95	Justin Wodtly	DE	6-3	275	RJr.	Cleveland, Ohio / Cleveland Heights
67	Luke Kandra	OL	6-4	320	RJr.	Cincinnati, Ohio / Elder / Louisville	4	Ethan Wright	RB	6-1	212	Sr.	Akron, Ohio / Manchester
21	Corey Kiner	RB	5-9	215	Jr.	Cincinnati, Ohio / Roger Bacon / LSU	35	Brady Young	P	6-3	215	RSo. <sup>^</sup>	Perrysburg, Ohio / Perrysburg
15	Will Kocher	QB	6-2	210	Fr.	Kings Mills, Ohio / Kings	1	Jordan Young	CB	6-0	195	RSo.	Tampa, Fla. / Gaither / Florida
39	Cincear Lewis	LB	6-2	210	RFr.	Kalamazoo, Mich. / Kalamazoo Central							

\* - Using extra year of eligibility from COVID-19 pandemic; ^ - Walk-On

## 2023 CINCINNATI FOOTBALL NUMERICAL ROSTER

#	NAME	POS.	HT.	WT.	CL.	HOMETOWN / HIGH SCHOOL / LAST SCHOOL	#	NAME	POS.	HT.	WT.	CL.	HOMETOWN / HIGH SCHOOL / LAST SCHOOL
0	Jowon Briggs	DE	6-2	297	Sr.*	Cincinnati, Ohio / Walnut Hills / Virginia	39	Bryce Burton	H/K	5-10	200	RSr.^	Cincinnati, Ohio / Princeton
0	Braden Smith	WR	5-10	185	RSr.*	Flowood, Miss. / Northwest Rankin / NW Miss. CC / Louisville	39	Cincear Lewis	LB	6-2	210	RFr.	Kalamazoo, Mich. / Kalamazoo Central
1	Jordan Young	CB	6-0	195	RSo.	Tampa, Fla. / Gaither / Florida	40	Kamari Burns	DE	6-4	275	Fr.	Columbus, Ohio / Gahanna Lincoln
2	Dontay Corleone	DL	6-2	318	RSo.	Cincinnati, Ohio / Colerain	41	Quinn Staten	LB	6-2	230	Fr.^	Toledo, Ohio / St. John's Jesuit
2	Dee Wiggins	WR	6-3	195	RSr.*	Miami, Fla. / Miami Southridge / Miami / Louisville	42	Stephan Byrd	RB	6-0	215	RFr.	Canal Winchester, Ohio / Canal Winchester
3	Deshawn Pace	STAR	6-2	212	Sr.	Cincinnati, Ohio / Colerain	42	Dion Hunter	LB	6-2	235	RJr.	Albuquerque, N.M. / Cleveland / New Mexico
3	Evan Prater	WR	6-4	208	RJr.	Cincinnati, Ohio / Wyoming	43	George Udo	S	6-1	200	Sr.	Antioch, Calif. / Berean Christian / BYU
4	Malik Vann	DE	6-3	268	RSr.*	Cincinnati, Ohio / Fairfield	44	Jah-Mal Williams	OLB	6-4	238	RSo.	Carver Ranches, Fla. / Cardinal Gibbons
4	Ethan Wright	RB	6-1	212	Sr.	Akron, Ohio / Manchester	45	Barak Faulk	TE	6-3	240	RJr.^	Cincinnati, Ohio / Mason
5	Emory Jones	QB	6-3	212	RSr.*	La Grange, Ga. / Heard County / Florida / Arizona State	46	Antwan Peek Jr.	S	6-2	205	RFr.^	Cincinnati, Ohio / Indian Hill
5	D.J. Taylor	S	5-10	192	RJr.	Tampa, Fla. / Tampa Catholic / Arizona State	47	Rory Bell	K	5-10	185	RJr.^	Wilmington, Ohio / Wilmington / Temple
6	Dorian Jones	LB	6-0	230	Sr.	Boynton Beach, Fla. / American Heritage / Louisville	48	Weston Simmons	LS	5-11	215	Fr.^	Mason, Ohio / Mason
7	Sammy Anderson Jr.	CB	6-0	185	RJr.	Dayton, Ohio / Trotwood-Madison	49	Jack Dingle	LB	6-4	238	RSo.	Louisville, Ky. / Trinity
7	Chamon Metayer	TE	6-5	248	RSo.	Miami, Fla. / North Miami	50	Jackson Bruscanelli	LB	5-11	240	RSr.^	Chicago, Ill. / Montini Catholic
8	Isiah Cox	S	6-2	200	RSo.	Alcoa, Tenn. / Alcoa	50	Evan Tengesdahl	OL	6-4	310	Fr.	Dayton, Ohio / Wayne
8	Xzavier Henderson	WR	6-3	200	Sr.	Miami, Fla. / Columbus / Florida	51	Ben Blevins	DL	6-2	270	RJr.^	Cincinnati, Ohio / La Salle
9	Daniel Grzesiak	OLB	6-1	250	RSr.*	Los Angeles, Calif. / Crenshaw / Nevada / Utah State	52	Connor Ingram	P	5-10	215	So.^	Powell, Ohio / Olentangy Liberty / Wittenberg
9	Aaron Turner	WR	5-7	185	Jr.	Ellicott, Md. / Gonzaga College / UConn	53	Gavin Gerhardt	OL	6-4	305	RJr.	Xenia, Ohio / Xenia
10	Jack Perry	QB	6-1	205	RSr.^	Mountain View, Calif. / St. Francis / San Mateo / Western Illinois	54	Dartanyan Tinsley	OL	6-5	315	Sr.	Owensboro, Ky. / Owensboro / Kentucky Christian
10	Bryon Threats	S	5-10	195	Jr.	Columbus, Ohio / Coffman	55	Mao Glynn II	OL	6-3	300	RSo.	Cincinnati, Ohio / Walnut Hills
11	Jayden Davis	S	6-2	190	Fr.	Suwanee, Ga. / Collins Hill	56	Deondre Buford	OL	6-3	315	RJr.	Detroit, Mich. / Martin Luther King / Kentucky
11	Donovan Ollie	WR	6-3	212	RSr.	Wylie, Texas / Wylie / Washington State	57	Ryan Mullaney	DL	6-2	250	RSr.^	Cincinnati, Ohio / Moeller
12	Brady Drogosh	QB	6-4	215	Fr.	Warren, Mich. / De La Salle Collegiate	58	Trevor Radosevich	OL	6-4	310	RSr.*	Englishtown, N.J. / Manalapan / Penn
12	Justin Harris	CB	6-0	195	RSr.	Dayton, Ohio / Wayne	61	Luke Dalton	OL	6-5	308	RFr.	Crystal Lake, Ill. / Marian Central Catholic
13	Jacob Hoying	QB	6-2	205	RSo.^	Columbus, Ohio / Bishop Watterson	62	Matt Mason	OL	6-3	295	RFr.^	Union, Ky. / Ryle
13	Kyree Moyston	DE	6-4	242	So.	Norfolk, Va. / Kings Fork / Virginia Tech	63	Nathan Hawks	K	6-0	204	Jr.^	Enon, Ohio / Greenon / Wittenberg
14	Rayquan Adkins	CB	5-11	185	Fr.	Miami, Fla. / Northwestern	66	Landon Fickell	OL	6-4	290	RSo.	Cincinnati, Ohio / Moeller
14	Barry Jackson Jr.	WR	5-11	195	Fr.	Ellenwood, Ga. / Cedar Grove	67	Luke Kandra	OL	6-4	320	RJr.	Cincinnati, Ohio / Elder / Louisville
15	Will Kocher	QB	6-2	210	Fr.	Kings Mills, Ohio / Kings	69	Cam Jones	OL	6-8	330	RSr.	Knott County, Ky. / Fredrick Douglass
15	Taj Ward	DB	6-0	195	RSr.*	Solon, Ohio / Solon	71	Judea Milon	OL	6-4	290	Jr.	Killeen, Texas / Shoemaker / Tyler Junior College
16	Brady Lichtenberg	QB	6-1	208	RSo.	Toledo, Ohio / St. John's Jesuit	74	Phillip Wilder	OL	6-5	305	RJr.	Jonesboro, Ga. / Mt. Zion / Southeast Missouri State
16	Jabril White	DB	5-10	193	Jr.	Oakland, Calif. / McClymonds / Diablo Valley College	75	John Williams	OL	6-5	310	RJr.	Bolingbrook, Ill. / Bolingbrook
17	Joey Beljan	TE	6-3	240	RSr.	Holland, N.J. / Delaware Valley / Western Kentucky	76	Mitch Raifsnider	OL	6-8	285	RSo.^	Castalia, Ohio / Margaretta / Army
17	Brian Simms III	LB	6-3	250	Fr.	Baltimore, Md. / St. Frances Academy	77	Jonathan Harder	OL	6-5	320	RFr.	Delaware, Ohio / Olentangy Berlin
18	Trevor Carter	LB	6-1	205	Fr.	Ironton, Ohio / Ironton	78	Grant Edgington	OL	6-4	280	Fr.^	Madeira, Ohio / Madeira
19	Tyler Gillison	OLB	6-4	242	RFr.	Pickerington, Ohio / Pickerington Central	79	Ethan Green	OL	6-7	305	RFr.	Fremont, Ohio / Fremont Ross
20	Oliver Bridges	DB	6-2	205	RFr.	Potomac, Md. / The Bullis School	80	Chris Scott	WR	6-2	205	RJr.	Columbus, Ohio / Pickerington North
21	Kalen Carroll	CB	6-1	185	RFr.	Indianapolis, Ind. / Center Grove	81	Michael Mussari	WR	6-1	188	Fr.^	Kings Mills, Ohio / Kings
21	Corey Kiner	RB	5-9	215	Jr.	Cincinnati, Ohio / Roger Bacon / LSU	82	Michael McCalmont	TE	6-3	240	RJr.^	Mason, Ohio / Mason
22	Ryan Montgomery	RB	5-10	205	Sr.*	Franklin, Ohio / Franklin	83	Ty Perkins	WR	6-3	205	Fr.	Ironton, Ohio / Ironton
22	Jonathan Thompson	LB	6-2	230	RFr.	Columbus, Ohio / St. Francis De Sales	84	Sterling Berkhalter	WR	6-4	200	Jr.	Cincinnati, Ohio / Ga. Prep Academy / NC A&T
23	Daved Jones Jr.	LB	6-1	228	RJr.	Cincinnati, Ohio / Lakota West	85	Triston O'Brien	LS	6-3	225	RSo.^	Jefferson, Ohio / NDCL
24	Todd Bumphis	CB	6-0	198	RJr.	Toledo, Ohio / St. Francis De Sales	85	Jiair Thomas	WR	6-4	215	RSr.^	Cincinnati, Ohio / Winton Woods
25	Shaun Thomas	RB	6-0	205	RSo.^	Lima, Ohio / Central Catholic	86	Lesley Andoh	WR	6-0	190	RFr.^	Dublin, Ohio / Scioto
26	Myles Montgomery	RB	5-11	205	RSo.	Jacksonville, Fla. / Fletcher	87	Stanley Clyne	WR	6-1	185	Fr.	Tipp City, Ohio / Tippecanoe
27	Ken Willis	STAR	5-11	180	RFr.	Cincinnati, Ohio / Colerain	88	Payten Singletary	TE	6-4	235	RJr.	Thomasville, Ga. / Thomasville
29	Manny Covey	RB	5-11	190	Fr.	Starke, Fla. / Bradford	89	Jesse Meyer	TE	6-4	235	RFr.^	Coldwater, Ohio / Coldwater
30	Au'braylen Million	DB	5-10	164	RFr.^	Middletown, Ohio / Middletown / Louisville	90	Jalen Hunt	DT	6-4	315	RSr.	Detroit, Mich. / Belleville / Michigan State
31	Mason Fletcher	P	6-7	215	Jr.	Melbourne, Australia / ProKick	91	Drew Logan	DL	6-4	270	RFr.^	North Canton, Ohio / Hoover
32	James Camden	LB	6-1	228	RJr.^	Cincinnati, Ohio / Anderson	92	Derrick Shepard Jr.	DL	6-3	305	RFr.	Dayton, Ohio / Archbishop Alter
33	Carter Brown	K	6-0	205	So.	Pearland, Texas / Dawson / Arizona State	94	Keilan Smith	DT	6-2	330	Fr.	Pickerington, Ohio / Pickerington Central
33	CJ Doggette	DE	6-2	270	RFr.	Pickerington, Ohio / Pickerington Central	95	Justin Wodtly	DE	6-3	275	RJr.	Cleveland, Ohio / Cleveland Heights
34	Caleb Schmitz	TE	6-3	240	RSo.	Lancaster, Pa. / Warwick	96	Dominique Perry	DL	6-2	290	RJr.	Germantown, Md. / Northwest
35	Brady Young	P	6-3	215	RSo.^	Perrysburg, Ohio / Perrysburg	96	Cayson Pfeiffer	LS	6-0	220	RSr.*	Columbus, Ohio / Dublin Scioto
36	Victor Dawson	RB	6-0	225	RSo.^	Akron, Ohio / Hoban / Merrimack	97	Eric Phillips	DE	6-3	260	RSr.	Cincinnati, Ohio / Colerain
37	Trevor Adams	LB	6-2	236	RSo.^	Loveland, Ohio / Goshen / Western Kentucky	99	Rob Jackson	DE	6-5	275	RSo.	Philadelphia, Pa. / Archbishop Wood
38	Nijal Mooney	LB	6-0	230	RSo.^	Cincinnati, Ohio / Roger Bacon / Findlay							

\* - Using extra year of eligibility from COVID-19 pandemic; ^ - Walk-On

# CINCINNATI UNOFFICIAL TWO-DEEP DEPTH CHART

## OFFENSE

<b>LT</b>	<b>75</b>	<b>John Williams</b>	<b>6-5</b>	<b>310</b>	<b>R-Jr.</b>
	74	Phillip Wilder	6-5	305	R-Jr.
<b>LG</b>	<b>54</b>	<b>Dartanyan Tinsley</b>	<b>6-5</b>	<b>315</b>	<b>Sr.</b>
	77	Jonathan Harder	6-5	320	R-Fr.
<b>C</b>	<b>53</b>	<b>Gavin Gerhardt</b>	<b>6-4</b>	<b>305</b>	<b>R-Jr.</b>
	58	Trevor Radosevich	6-4	310	R-Sr.*
<b>RG</b>	<b>67</b>	<b>Luke Kandra</b>	<b>6-4</b>	<b>320</b>	<b>R-Jr.</b>
	69	Cam Jones	6-8	330	R-Sr.
<b>RT</b>	<b>56</b>	<b>Deondre Buford</b>	<b>6-3</b>	<b>315</b>	<b>R-Jr</b>
	79	Ethan Green	6-7	305	R-Fr.
<b>TE</b>	<b>88</b>	<b>Payten Singletary</b>	<b>6-4</b>	<b>235</b>	<b>R-Jr.</b>
	<b>-OR-</b>	<b>7</b>	<b>Chamon Metayer</b>	<b>6-5</b>	<b>248</b>
	45	Barak Faulk	6-3	240	R-Jr.
	34	Caleb Schmitz	6-3	240	R-So.
	82	Michael McCalmont	6-3	240	R-So.
<b>WR</b>	<b>2</b>	<b>Dee Wiggins</b>	<b>6-3</b>	<b>195</b>	<b>R-Sr.*</b>
	3	Evan Prater	6-4	208	R-Jr.
	80	Chris Scott	6-2	205	R-Jr.
<b>WR</b>	<b>0</b>	<b>Braden Smith</b>	<b>5-10</b>	<b>185</b>	<b>R-Sr.*</b>
	9	Aaron Turner	5-7	185	Jr.
	14	Barry Jackson Jr.	5-11	195	Fr.
<b>WR</b>	<b>8</b>	<b>Xzavier Henderson</b>	<b>6-3</b>	<b>200</b>	<b>Sr.</b>
	11	Donovan Ollie	6-3	212	R-Sr.
	84	Sterling Berkhalter	6-4	200	Jr.
<b>QB</b>	<b>5</b>	<b>Emory Jones</b>	<b>6-3</b>	<b>212</b>	<b>R-Sr.*</b>
	16	Brady Lichtenberg	6-1	208	R-So.
	12	Brady Drogosh	6-4	215	Fr.
<b>RB</b>	<b>21</b>	<b>Corey Kiner</b>	<b>5-9</b>	<b>215</b>	<b>Jr.</b>
	26	Myles Montgomery	5-11	205	R-So.
	<b>-OR-</b>	<b>22</b>	<b>Ryan Montgomery</b>	<b>5-10</b>	<b>205</b>
	4	Ethan Wright	6-1	212	Sr.

## DEFENSE

<b>DE</b>	<b>0</b>	<b>Jowon Briggs</b>	<b>6-2</b>	<b>297</b>	<b>Sr.*</b>	
	4	Malik Vann	6-3	268	R-Sr.*	
	99	Rob Jackson	6-5	275	R-So.	
<b>NT</b>	<b>2</b>	<b>Dontay Corleone</b>	<b>6-2</b>	<b>318</b>	<b>R-So.</b>	
	90	Jalen Hunt	6-4	315	R-Sr.	
	96	Dominique Perry	6-2	290	R-Jr.	
<b>-OR-</b>	92	Derrick Shepard Jr.	6-3	305	R-Fr.	
<b>DE</b>	<b>97</b>	<b>Eric Phillips</b>	<b>6-3</b>	<b>260</b>	<b>R-Sr.</b>	
	95	Justin Wodtly	6-3	275	R-Jr.	
	57	Ryan Mullaney	6-2	250	R-Sr.	
<b>DOG/OLB</b>	<b>9</b>	<b>Daniel Grzesiak</b>	<b>6-1</b>	<b>250</b>	<b>R-Sr.*</b>	
	44	Jah-Mal Williams	6-4	238	R-So.	
	19	Tyler Gillison	6-4	242	R-Fr.	
<b>LB</b>	<b>6</b>	<b>Dorian Jones</b>	<b>6-0</b>	<b>230</b>	<b>Sr.</b>	
	42	Dion Hunter	6-2	235	R-Jr.	
	32	James Camden	6-1	228	R-Jr.	
<b>LB</b>	<b>49</b>	<b>Jack Dingle</b>	<b>6-4</b>	<b>238</b>	<b>R-So.</b>	
	22	Jonathan Thompson	6-2	230	R-Fr.	
	23	Daved Jones Jr.	6-1	228	R-Jr.	
<b>STAR</b>	<b>3</b>	<b>Deshawn Pace</b>	<b>6-2</b>	<b>212</b>	<b>Sr.</b>	
	27	Ken Willis	5-11	180	R-Fr.	
<b>BCB</b>	<b>1</b>	<b>Jordan Young</b>	<b>6-0</b>	<b>195</b>	<b>R-So.</b>	
	24	Todd Bumphis	6-0	198	R-Jr.	
	14	Rayquan Adkins	5-11	185	Fr.	
<b>FS</b>	<b>10</b>	<b>Bryon Threats</b>	<b>5-10</b>	<b>195</b>	<b>Jr.</b>	
	46	Antwan Peek Jr.	6-2	205	R-Fr.	
	<b>-OR-</b>	<b>8</b>	<b>Isiah Cox</b>	<b>6-2</b>	<b>200</b>	<b>R-So.</b>
	20	Oliver Bridges	6-2	205	R-Fr.	
<b>SS</b>	<b>15</b>	<b>Taj Ward</b>	<b>6-0</b>	<b>195</b>	<b>R-Sr.*</b>	
	5	D.J. Taylor	5-10	192	R-Jr.	
	16	Jabril White	5-10	193	Jr.	
<b>FCB</b>	<b>12</b>	<b>Justin Harris</b>	<b>6-0</b>	<b>195</b>	<b>R-Sr.</b>	
	<b>-OR-</b>	<b>7</b>	<b>Sammy Anderson Jr.</b>	<b>6-0</b>	<b>185</b>	<b>R-Jr.</b>
	21	Kalen Carrol	6-1	185	R-Fr.	

## SPECIAL TEAMS

<b>LS</b>	<b>96</b>	<b>Cayson Pfeiffer</b>	<b>6-0</b>	<b>220</b>	<b>R-Sr.*</b>
	85	Triston O'Brien	6-3	225	R-So.
<b>H</b>	<b>39</b>	<b>Bryce Burton</b>	<b>5-10</b>	<b>200</b>	<b>R-Sr.</b>
<b>K</b>	<b>33</b>	<b>Carter Brown</b>	<b>6-0</b>	<b>205</b>	<b>So.</b>
	47	Rory Bell	5-10	185	R-Jr.
<b>KO</b>	<b>47</b>	<b>Rory Bell</b>	<b>5-10</b>	<b>185</b>	<b>R-Jr</b>
	39	Bryce Burton	5-10	200	R-Sr.
<b>P</b>	<b>31</b>	<b>Mason Fletcher</b>	<b>6-7</b>	<b>215</b>	<b>Jr.</b>
	35	Brady Young	6-3	215	R-So.
<b>PR</b>	<b>0</b>	<b>Braden Smith</b>	<b>5-10</b>	<b>185</b>	<b>R-Sr.*</b>
	22	Ryan Montgomery	5-10	205	Sr.*
<b>KR</b>	<b>8</b>	<b>Xzavier Henderson</b>	<b>6-3</b>	<b>200</b>	<b>Sr.</b>
	0	Braden Smith	5-10	185	R-Sr.*
	5	D.J. Taylor	5-10	192	R-Jr.
	<b>22</b>	<b>Ryan Montgomery</b>	<b>5-10</b>	<b>205</b>	<b>Sr.*</b>
	4	Ethan Wright	6-1	212	Sr.
	21	Corey Kiner	5-9	215	Jr.

\* - Using NCAA's extra year of eligibility

## PRONUNCIATION GUIDE

Lesley Andoh.....An-Doe  
 Joey Beljan.....Bell-Jan  
 Jowon Briggs.....Jah-Wan  
 Deondre Buford.....Dee-On-Dray  
 Jackson Bruscianelli.....Brew-Sha-Nell-Ee  
 Dontay Corleone.....Core-Lee-Own (like the Godfather)  
 Kalen Carroll.....Kay-Len  
 Barak Faulk.....Bare-Ak  
 Gavin Gerhardt.....Ga-Air-Hardt  
 Mao Glynn II.....Mah-Oh  
 Daniel Grzesiak.....Gresh-Ick  
 Xzavier Henderson.....Ex-Zave-Your  
 Dion Hunter.....Dee-On  
 Daved Jones Jr. ....David  
 Dorian Jones.....Door-Ee-An  
 Luke Kandra.....Can-Druh

Corey Kiner.....Kye-Ner  
 Brady Lichtenberg.....Lick-Ten-Burg  
 Chamon Metayer.....Sha-Mon Muh-Tay-Err  
 Deshawn Pace.....Dee-Shawn  
 Cayson Pfeiffer.....Ph-Eye-Fur  
 Trevor Radosevich.....Rah-Doe-Suh-Vitch  
 Braden Smith.....Bray-Den  
 Keilan Smith.....Key-Lan  
 Evan Tengesdahl.....Tang-Gess-Da-Hall  
 Dartanyan Tinsley.....Dar-Tan-Yan Tins-Lee  
 Jaiir Thomas.....Jye-Air  
 Malik Vann.....Muh-Leek  
 Justin Wodtly.....Watt-Lee

# HEAD COACH SCOTT SATTERFIELD | FIRST SEASON

## 2018 SUN BELT AND 2019 ACC COACH OF THE YEAR

Bringing a history of success as the leader of two programs, Scott Satterfield was hired as Cincinnati football's 43rd head coach on Dec. 5, 2022.

Satterfield holds a 76-48 record (.612) in 10 years as head coach at Louisville and Appalachian State, earning a winning mark in seven seasons and a 4-1 record in bowl games. He led the Mountaineers' transition to the Football Bowl Subdivision and to three straight conference titles and four bowl appearances from 2013 to 2018 before taking over the Cardinals in 2019.

Employing an explosive offensive attack, Satterfield led Louisville to three bowls in four seasons. He lifted the Cardinals from a 2-10 campaign in 2018 to an 8-5 record in his first season in 2019.

A Durham, N.C., native, Satterfield was the 2018 Sun Belt Coach of the Year at Appalachian State before earning 2019 ACC Coach of the Year honors after leading the Cardinals to a six-win improvement in his first year.

Satterfield, who is 50, led Appalachian State from the FCS into the FBS as the head coach after serving as an assistant coach (1998-08) and quarterback for the Mountaineers (1991-95), helping lead his alma mater to three NCAA Division I FCS national titles and eight conference championships along the way. Famously, Satterfield was the offensive play-caller and quarterbacks coach for App State's historic 34-32 upset of No. 5 Michigan to open the 2007 season.

Under Satterfield, Louisville was the only team in the country to average more than 200 yards rushing and 200 yards passing each year from 2019 to 2022.

Additionally, Satterfield's rushing attacks have averaged more than 200 yards and ranked in the nation's top 30 in all eight years he has been an FBS head coach.

While at Louisville, he compiled a 25-24 record and saw 32 players collect All-ACC honors. Six Cardinals were selected in the NFL Draft during Satterfield's tenure as well, including 2023 selections YaYa Diaby (third round), Yasir Abdullah (fifth round) and KeiTrel Clark (sixth round).

Louisville quarterback Malik Cunningham signed a guaranteed free-agent contract with the New England Patriots in 2023.

In 2022, Satterfield led Louisville to a 7-5 mark and saw 13 players collect all-conference accolades. The Cardinals appeared in the College Football Playoff Rankings and beat two Top-25 teams. Louisville led the nation in total sacks (50), finished third in takeaways (30) and ranked 11th nationally and tops in the ACC in scoring defense (19.2).

The 2021 Louisville squad was led by a potent offense that averaged 31.6 points per game and ranked 21st nationally with 446.2 yards of total offense per game. Cunningham proved to be one of the country's top dual-threat quarterbacks, rushing for 1,031 yards and an ACC-leading 20 touchdowns while passing for 2,940 yards and another 19 scores.

Louisville was also explosive in 2020, leading the nation with nine plays of 60+ yards and six plays of more than 70 yards while ranking fifth in the ACC in total offense (444.2).

In 2019, Satterfield guided Louisville to the biggest turnaround in college football, increasing the Cardinals' win total by six and vaulting UofL to the Top 25 in total offense and rushing in his first year. Individually, a pair of Cardinals posted the best statistical seasons in school history. Javian Hawkins broke the school record for rushing yards (1,525) by a running back, while wide receiver Tutu Atwell set the Louisville record for receiving yards (1,276) and tied the school mark with 12 TD catches.

Satterfield guided his alma mater to three consecutive Sun Belt



Conference Championships and an impressive 51-24 record from 2013 to 2018. The Mountaineers held a 38-10 conference mark over six seasons, including a 34-6 record over five seasons in the Sun Belt.

Along the way, he became the first coach to lead a school from the FCS level to FBS and immediately earn three-consecutive bowl wins. Satterfield directed Appalachian State to three-straight conference titles and led the program to four straight bowl appearances.

In 2018, Satterfield led Appalachian State to a 10-2 record and an in-season ranking of No. 25 in the AP poll, capping the season with a 30-19 victory over Louisiana to give the Mountaineers a win in the first-ever Sun Belt Conference Championship Game, securing a third-straight league title.

In 2017, during a 9-4 season that included a 7-1 run through the Sun Belt, the Mountaineers ranked among the Top 20 teams nationally in several categories, including No. 2 in fewest sacks allowed (eight).

The 2015 season saw the Mountaineers finish 11-2—the 11 wins marking the highest total ever by an FBS program in its first season of bowl eligibility. App State completed the transition from the FCS to FBS by ranking among the Sun Belt's top two in 19 statistical categories and defeating Ohio, 31-29, in its first-ever bowl game, the Camellia Bowl.

The 2015 campaign came on the heels of a breakout season in 2014, when Satterfield led the Mountaineers to an impressive 7-5 record in their first full season in the FBS ranks.

He took over the reins at his alma mater in 2013.

Satterfield helped Appalachian State win three consecutive FCS national championships in 2005, 2006 and 2007 as the quarterbacks coach and primary play-caller.

Among his many highlights as an assistant in Boone, N.C., he mentored two-time Walter Payton Player of the Year and FCS All-American Armanti Edwards. He helped lead the Mountaineers to the historic 34-32 upset at No. 5 Michigan to open the 2007 season.

Overall, he won six conference championships as an assistant and two as a player.

Satterfield started 27 games at quarterback for Appalachian State. He collected first-team all-conference honors in 1995 after passing for 1,461 yards and rushing for 649 more to help lead the Mountaineers to the only undefeated, untied regular season (11-0) in school history and a 12-1 final record. He graduated with a degree in physical education in 1996.

Satterfield and his wife, Beth, a former track & field athlete at App State, have a daughter, Alli, and two sons, Bryce and Isaac.



**PERSONAL INFORMATION**  
**Born:** December 21, 1972  
**Hometown:** Durham, N.C.  
**Wife:** Beth  
**Children:** Alli, Bryce, Isaac  
**Education:** Appalachian State ('96, B.S.)  
**Year in Coaching:** 26th

**PLAYING CAREER**

YEAR	TEAM
1991-95	Appalachian State (Quarterback)

**COACHING CAREER**

YEAR	SCHOOL	POSITION
1998	Appalachian State	Wide Receivers
1999-02	Appalachian State	Running Backs
2003-08	Appalachian State	Quarterbacks
2009	Toledo	Passing Game/QBs
2010-11	FIU	OC/QBs
2012	Appalachian State	Asst. HC/OC/QBs
2013-18	Appalachian State	Head Coach
2019-22	Louisville	Head Coach
2023-	Cincinnati	Head Coach

**SATTERFIELD POSTSEASONS**

YEAR	SCHOOL	BOWL
1998	Appalachian State	FCS Playoffs
1999	Appalachian State	FCS Playoffs
2000	Appalachian State	FCS Playoffs
2001	Appalachian State	FCS Playoffs
2002	Appalachian State	FCS Playoffs
2005	<b>Appalachian State</b>	<b>FCS Nat'l Champs</b>
2006	<b>Appalachian State</b>	<b>FCS Nat'l Champs</b>
2007	<b>Appalachian State</b>	<b>FCS Nat'l Champs</b>
2008	Appalachian State	FCS Playoffs
2010	FIU	Little Caesar's
2011	FIU	Beef O'Brady's
2012	Appalachian State	FCS Playoffs
2015	Appalachian State	Camellia
2016	Appalachian State	Camellia
2017	Appalachian State	Dollar General
2018	Appalachian State	New Orleans
2019	Louisville	Music City
2021	Louisville	First Responder
2022	Louisville	Fenway

**SATTERFIELD'S HEAD COACHING RECORD**

YEAR	SCHOOL	OVERALL	CONFERENCE
2013	Appalachian State (FCS)	4-8	4-4 Southern (T4th)
2014	Appalachian State	7-5	6-2 Sun Belt (3rd)
2015	Appalachian State	11-2	7-1 Sun Belt (2nd)
2016	Appalachian State	10-3	7-1 Sun Belt (T1st)
2017	Appalachian State	9-4	7-1 Sun Belt (T1st)
2018	Appalachian State	10-2	7-1 Sun Belt (T1st, East)
2019	Louisville	8-5	5-3 ACC (2nd, Atlantic)
2020	Louisville	4-7	3-7 ACC (12th)
2021	Louisville	6-7	4-4 ACC (T4th, Atlantic)
2022	Louisville	7-5	4-4 ACC (T3rd, Atlantic)
2023	Cincinnati	2-2	0-1 Big 12
<b>TOTAL</b>	<b>11 SEASONS</b>	<b>78-50 (.609)</b>	<b>54-29 (.651)</b>

SATTERFIELD ALL-TIME RESULTS



**SCOTT SATTERFIELD**  
11 YEARS - 78-50 (.609)

**2023 (2-2, 0-1 BIG 12) (IN PROGRESS)**

Sept. 2	Eastern Kentucky	H	W	66-13
Sept. 9	Pittsburgh	A	W	27-21
Sept. 16	Miami (OH)	H	L	24-31 [OT]
Sept. 23	Oklahoma	H	L	6-20
Sept. 29	BYU	A		10:15 p.m.
Oct. 14	Iowa State	H		TBD
Oct. 21	Baylor	H		TBD
Oct. 28	Oklahoma State	A		TBD
Nov. 4	UCF	H		TBD
Nov. 11	Houston	A		TBD
Nov. 18	West Virginia	A		TBD
Nov. 25	Kansas	H		TBD

**2022 (8-5\* OVERALL, 4-4 ACC)**

Sept. 3	Syracuse	A	L	7-31
Sept. 9	UCF	A	W	20-14
Sept. 16	Florida State	H	L	31-35
Sept. 24	South Florida	H	W	41-3
Oct. 1	Boston College	A	L	33-34
Oct. 8	Virginia	A	W	34-17
Oct. 22	Pittsburgh	H	W	24-10
Oct. 29	[10] Wake Forest	H	W	48-21
Nov. 5	James Madison	H	W	34-10
Nov. 12	[10] Clemson	A	L	16-31
Nov. 19	[24] NC State	H	W	25-10
Nov. 26	Kentucky	A	L	13-26
Dec. 17	Cincinnati^^	N	W	24-7

^^Overall record indicates team record; did not coach in the Wasabi Fenway Bowl

**2021 (6-7 OVERALL, 4-4 ACC)**

Sept. 6	Ole Miss	N	L	24-43
Sept. 11	Eastern Kentucky	H	W	30-3
Sept. 17	UCF	H	W	42-35
Sept. 25	Florida State	A	W	31-23
Oct. 2	[24] Wake Forest	A	L	34-37
Oct. 9	Virginia	H	L	33-34
Oct. 23	Boston College	H	W	28-14
Oct. 30	NC State	A	L	13-28
Nov. 6	Clemson	H	L	24-30
Nov. 13	Syracuse	H	W	41-3
Nov. 18	Duke	A	W	62-22
Nov. 27	Kentucky	H	L	21-52
Dec. 28	Air Force^	N	L	28-31

^ - ServPro First Responder Bowl, Dallas, Texas

**2020 (4-7 OVERALL, 3-7 ACC)**

Sept. 12	Western Kentucky	H	W	35-21
Sept. 19	[17] Miami (Fla.)	H	L	34-47
Sept. 26	[21] Pittsburgh	A	L	20-23
Oct. 9	Georgia Tech	A	L	27-46
Oct. 17	[4] Notre Dame	A	L	7-12
Oct. 24	Florida State	H	W	48-16
Oct. 31	Virginia Tech	H	L	35-42
Nov. 14	Virginia	A	L	17-31
Nov. 20	Syracuse	H	W	30-0
Nov. 28	Boston College	A	L	27-34
Dec. 12	Wake Forest	H	W	45-21

**2019 (8-5 OVERALL, 5-3 ACC)**

Sept. 2	[9] Notre Dame	H	L	17-35
Sept. 7	Eastern Kentucky	H	W	42-0
Sept. 14	Western Kentucky	N	W	38-21

Sept. 21	Florida State	A	L	24-35
Oct. 5	Boston College	H	W	41-39
Oct. 12	[19] Wake Forest	A	W	62-59
Oct. 19	[3] Clemson	H	L	10-45
Oct. 26	Virginia	H	W	28-21
Nov. 9	Miami	A	L	27-52
Nov. 16	NC State	A	W	34-20
Nov. 23	Syracuse	H	W	56-34
Nov. 30	Kentucky	A	L	13-45
Dec. 30	Mississippi State^	N	W	38-28

^ - Music City Bowl, Nashville, Tenn.

**2018 (11-2 OVERALL, 7-1 SUN BELT) • SUN BELT CHAMPS**

Sept. 1	[10] Penn State	A	L	38-45 [OT]
Sept. 8	Charlotte	A	W	45-9
Sept. 15	Southern Miss			Canceled
Sept. 22	Gardner-Webb	H	W	72-7
Sept. 29	South Alabama	H	W	52-7
Oct. 9	Arkansas State	A	W	35-9
Oct. 20	Louisiana	H	W	27-17
Oct. 25	Georgia Southern	A	L	14-34
Nov. 3	NAVY*	A	W	42-0
Nov. 10	Texas State	A	W	38-7
Nov. 17	Georgia State	H	W	45-17
Nov. 24	Troy	H	W	21-10
Dec. 1	Louisiana%	H	W	30-19
Dec. 15	Middle Tennessee^	N	W	45-13

^ - R+L Carriers New Orleans Bowl, New Orleans, La.

% - Sun Belt Championship Game

**2017 (9-4 OVERALL, 7-1 SUN BELT) • SUN BELT CHAMPS**

Sept. 2	[15] Georgia	A	L	10-31
Sept. 9	Savannah State	H	W	54-7
Sept. 16	Texas State	A	W	20-13
Sept. 23	Wake Forest	H	L	19-20
Oct. 7	New Mexico State	H	W	45-31
Oct. 14	Idaho	A	W	23-20
Oct. 21	Coastal Carolina	H	W	37-29
Oct. 28	Massachusetts	A	L	27-30 [2OT]
Nov. 4	Louisiana Monroe	A	L	45-52
Nov. 9	Georgia Southern	H	W	27-6
Nov. 25	Georgia State	A	W	31-10
Dec. 2	Louisiana	H	W	63-14
Dec. 23	vs. Toledo^	N	W	34-0

^ - Dollar General Bowl

**2016 (10-3 OVERALL, 7-1 SUN BELT) • SUN BELT CHAMPS**

Sept. 1	[9] Tennessee	A	L	13-20 [OT]
Sept. 10	Old Dominion	H	W	31-7
Sept. 17	[25] Miami (Fla.)	H	L	10-45
Sept. 24	Akron	A	W	45-38
Oct. 1	Georgia State	H	W	17-3
Oct. 12	Louisiana	A	W	24-0
Oct. 22	Idaho	H	W	37-19
Oct. 27	Georgia Southern	A	W	34-10
Nov. 5	Texas State	H	W	35-10
Nov. 12	Troy	A	L	24-28
Nov. 19	Louisiana Monroe	H	W	42-17
Nov. 26	New Mexico State	A	W	37-7
Dec. 17	Toledo^	N	W	31-28

^ - Raycom Media Camellia Bowl

**2015 (11-2 OVERALL, 7-1 SUN BELT)**

Sept. 5	Howard	H	W	49-0
Sept. 12	[12] Clemson	A	L	10-41
Sept. 26	Old Dominion	A	W	49-0
Oct. 3	Wyoming	W	W	31-13
Oct. 10	Georgia State	A	W	37-3
Oct. 17	Louisiana Monroe	A	W	59-14
Oct. 22	Georgia Southern	H	W	31-13
Oct. 31	Troy	H	W	44-41 [3OT]
Nov. 5	Arkansas State	H	L	27-40
Nov. 14	Idaho	A	W	47-20
Nov. 28	Louisiana	H	W	28-7
Dec. 5	South Alabama	A	W	34-27
Dec. 19	Ohio^	N	W	31-29

^ - Raycom Media Camellia Bowl

**2014 (7-5 OVERALL, 6-2 SUN BELT)**

Aug. 30	Michigan	A	L	14-52
Sept. 6	Campbell	H	W	66-0
Sept. 20	Southern Miss	A	L	20-21
Sept. 25	Georgia Southern	A	L	14-34
Oct. 4	South Alabama	H	L	21-47
Oct. 11	Liberty	H	L	48-55 [OT]
Oct. 18	Troy	A	W	53-14
Nov. 1	Georgia State	H	W	44-0
Nov. 8	Louisiana Monroe	H	W	31-29
Nov. 15	Arkansas State	A	W	37-32
Nov. 22	Louisiana	A	W	35-16
Nov. 29	Idaho	H	W	45-28

**2013 (4-8 OVERALL, 4-4 SOCON)**

Aug. 31	Montana	A	L	6-30
Sept. 7	North Carolina A&T	H	L	21-24
Sept. 21	Elon	A	W	31-21
Sept. 28	Charleston Southern	H	L	24-27
Oct. 5	The Citadel	A	L	28-31
Oct. 12	Samford	H	L	10-34
Oct. 19	Furman	A	L	10-27
Oct. 26	Georgia Southern	H	W	38-14
Nov. 2	Chattanooga	H	L	28-35
Nov. 9	Georgia	A	L	6-45
Nov. 16	Wofford	A	W	33-21
Nov. 23	Western Carolina	H	W	48-27



## ASSISTANT COACHES & SUPPORT STAFF



### BRYAN BROWN

**ASSOCIATE HEAD COACH / DEFENSIVE COORDINATOR**  
FIRST SEASON • OLE MISS '06

- A multiple-time Broyles Award nominee, Brown spent four seasons as the defensive coordinator at Louisville.
- He spent six seasons at Appalachian State, coaching cornerbacks from 2012 to 2018 and was also defensive coordinator in 2018.
- In 2022, Louisville lead the nation in sacks (50) and fourth down defense (.190) and ranked third in takeaways (30), eighth in tackles for loss (97) and No. 11 in scoring defense (19.2).
- He played defensive back at Ole Miss from 2003 to 2006. He also played point guard on the Ole Miss basketball team in 2002.
- He and his wife, Courtney, have a son, Bryson, and a daughter, Elle.



### NIC CARDWELL

**ASSISTANT COACH / OFFENSIVE LINE**  
FIRST SEASON • APPALACHIAN STATE '08

- Cardwell coached the offensive line at Louisville in 2022 after two seasons in the same role at Appalachian State. He also coached tight ends for the Mountaineers.
- Louisville rank second in the ACC and No. 22 nationally in rushing offense (200.6). He developed offensive linemen Caleb Chandler and Bryan Hudson to All-ACC honors.
- App State's offensive line was one of 13 semifinalists for the Joe Moore Award in 2021, where the Mountaineers allowed an average of 1.21 sacks per game, which ranked 12th in the country.
- He and his wife, Kira, have three children: Kai, Blakely and Brewer.



### BRAD GLENN (PB)

**OFFENSIVE COORDINATOR / WIDE RECEIVERS**  
FIRST SEASON • CLEMSON '95


- A 29-year veteran of the coaching ranks who spent the 2022 season as the passing game coordinator and quarterbacks coach at Virginia Tech following a very successful run as the offensive coordinator and quarterbacks coach at Georgia State from 2019 to 21.
- GSN averaged a school-record 33.3 ppg in 2020 and set school records for total yards (439.8 ypg) and rushing (241.6 ypg) in 2019.
- Spent seven seasons as the associate head coach, offensive coordinator and quarterbacks coach at Western Carolina and 2005-11 as a position coach at Appalachian State.
- He and his wife, Anna, have a son, Hank, and daughters, Zoey and Landry.



### WALTER STEWART

**ASSISTANT COACH / DEFENSIVE LINE**  
SECOND SEASON • CINCINNATI '12

- Stewart enters his second season after returning to UC in 2022.
- He has coached three All-Americans over his 10-year coaching career, including Cincinnati defensive lineman Dontay Corleone, who was PFF's top-rated defensive player in 2022.
- He has coached at UC, Temple, ECU, Florida A&M and Tennessee.
- He played for UC from 2008-12 as a defensive lineman. He was a team captain and second-team All-BIG EAST selection as a senior in 2012.
- He and his wife, Rebecca, have a daughter, Niya, and son, Nolan.



### KERRY COOMBS

**SPECIAL TEAMS COORDINATOR / CORNERBACKS**  
SEVENTH SEASON (SECOND IN A ROW) • DAYTON '83

- Coombs rejoined the UC football staff in 2022 as the CB coach and special teams coordinator. He was on staff from 2007-11, too.
- Served as UC's interim head coach for the 2022 Wasabi Fenway Bowl.
- Coombs spent 2020 and 2021 as Ohio State's defensive coordinator, returning after coaching the Buckeyes for six seasons (2012-17), where he mentored five first-round picks.
- As the head coach at Colerain High School in Cincinnati, he went to 10 state playoffs and won a state title in 2004.
- He and his wife Holly are the parents of three children, Brayden, Cortney and Dylan.



### DE'RAIL SIMS

**ASSISTANT COACH / RUNNING BACKS**  
FIRST SEASON • PIKEVILLE '10

- A running backs coach for over a decade, Sims coached the position at Louisville, East Carolina, James Madison, Western Carolina and Carson-Newman, among other stops.
- He helped JMU win the 2016 FCS national championship.
- Louisville in the national Top 25 in rushing in 2022 and 2021.
- The Union, S.C. native was a two-year starter at Pikeville (2006-08) before joining the coaching staff as a student assistant.
- Sims and his wife, Lauren, have two daughters, Amayah and Alivia.



### NATE FUQUA (PB)

**CO-DEFENSIVE COORDINATOR / OLBs**  
FIRST SEASON • WOFFORD '03

- Fuqua (pronounced FEW-quay) served as the defensive coordinator and outside linebackers coach at Georgia State for six seasons, from 2017-22.
- He led some of the top defenses in Panthers' history, including a 2021 squad that set school records with 38 sacks and 92 TFLs.
- Fuqua coached for 12 seasons at his alma mater Wofford where he was a two-time All-American. He led the defense for three seasons, helping the Terriers to the FCS quarterfinals in 2016.
- He and his wife, Tiffany, have a daughter, Natalie Marie, and a son, Webb Kirkland.



### JOSH STEPP

**ASSISTANT COACH / TIGHT ENDS**  
FIRST SEASON • NEWBERRY '07

- Stepp comes from Louisville, where coached tight ends and served as the recruiting coordinator in 2022. He helped lead an offense that averaged more than 400 yards per game.
- Coached Marshon Ford to honorable mention All-ACC accolades. Ford led the team in receiving touchdowns and ranked second in receptions (33) and receiving yards (434).
- Spent six seasons at Georgia State, where he coached tight ends and running backs before he was promoted to offensive coordinator and quarterbacks coach in 2022.
- He and his wife Caryn have four daughters: Rilee Hope, Emma Paisley, Hadley James and Blakely Ryanne.



### CORTNEY BRASWELL

**ASSISTANT COACH / INSIDE LINEBACKERS**  
FIRST SEASON • DALTON STATE '13

- Braswell spent the last two seasons coaching inside linebackers at Army following a year coaching outside linebackers at Appalachian State.
- Mentored Arik Smith, who posted 86 tackles and 10.5 tackles for loss, to be earn the Defender of the Nation Award, which honors the top defensive player on a service academy in the nation.
- Served as a defensive quality control coach on Scott Satterfield's first Louisville team that improved by six wins in 2019.
- Braswell has two sons, Cayden and Isaiah.



### PETE THOMAS (PB)

**ASSISTANT COACH / QUARTERBACKS**  
FIRST SEASON • NC STATE '14

- Thomas spent the last four seasons on at Louisville following two seasons at Appalachian State. He was elevated to quarterbacks coach in 2021.
- Developed Malik Cunningham to become the sixth FBS player to pass for 9,000 yards and rush for 3,000 yards in a career. Cunningham became the second quarterback in school history to rush for 1,000 yards and also passed for 2,941 yards and 19 touchdowns in Thomas' first year as quarterbacks coach.
- For his playing career, Thomas threw for more than 9,000 yards and 36 touchdowns, completing 61.7 percent of his passes.

## PLAYER PROFILES - OFFENSE

**56 // DEONDRE BUFORD**

OL / R-JR. / 6-3 / 315

DETROIT, MICH. / MARTIN LUTHER KING / KENTUCKY

- Started all four games at right tackle.
- Played in 15 career games for Kentucky from 2020-22. Appeared in all 13 games for Kentucky in 2022, seeing action at both the guard and tackle spots with a pair of starts, including against No. 1 Georgia.
- Former four-star recruit by 247 Sports.

**53 // GAVIN GERHARDT**

OL / R-JR. / 6-4 / 305

XENIA, OHIO / XENIA

- Started at center in three of four games - has made 16 starts at center since moving from guard - after returning as the lone offensive starter from 2022.
- Named one of four 2023 team captains.
- Started all 13 games at center in 2022, snapped for two different quarterbacks and helped three different running backs to have 100-yard rushing games.
- Saw time as a first-team guard before a season-ending injury to incumbent starter Jake Renfro forced Gerhardt to move to center in 2022 fall camp.

**8 // XZAVIER HENDERSON**

WR / SR. / 6-3 / 200

MIAMI, FLA. / COLUMBUS / FLORIDA

- Has started all four games at wide receiver.
- Ranks third in Big 12 in both receptions (23) and receiving yards (340).
- Finished with 140 yards on a career-high 12 catches vs. Miami (OH). It marked the most catches since Kahlil Lewis at SMU in 2018 and tied the fourth-most receptions in a game in program history. It is also the third 100-yard game in his career and second at Cincinnati after finishing with 149 yards vs. ECU.
- Recorded a career-high 149 yards on seven receptions and a touchdown vs. ECU.
- Appeared in 35 games with 13 starts at Florida from 2020-22, totaling 73 receptions for 835 yards and five touchdowns, in addition to returning 34 punts for 270 yards for a 7.9 average and nine kickoffs for 137 yards for a 15.2 average.

**CAREER RECEIVING STATISTICS**

SEASON	GP	REC	YDS	TD	LONG	AVG/C
2020 (UF)	10	9	148	1	43	16.4
2021 (UF)	13	26	277	2	35	10.7
2022 (UF)	11	38	410	2	78	10.8
2023	4	23	340	1	49	14.8
<b>TOTAL</b>	<b>38</b>	<b>96</b>	<b>1175</b>	<b>6</b>	<b>78</b>	<b>12.2</b>

**CAREER KICK RETURN STATISTICS**

SEASON	GP	ATT	YDS	TD	LONG	AVG/R
2020 (UF)	10	0	0	0	0	0
2021 (UF)	13	3	26	0	14	8.6
2022 (UF)	11	7	111	0	23	15.9
2023	4	4	72	0	26	18
<b>TOTAL</b>	<b>38</b>	<b>14</b>	<b>209</b>	<b>0</b>	<b>26</b>	<b>14.9</b>

**CAREER HIGHS** \*At Florida (2020-22)**RECEPTIONS:** 12, vs. Miami (OH) 9/16/23**RECEIVING YARDS:** 149, vs. ECU 9/2/23**RECEIVING TOUCHDOWNS:** 1, six times, last vs. ECU 9/2/23**LONG RECEPTION:** 78, vs. Georgia 10/29/22\***LONG PUNT RETURN:** 48, vs. Missouri 10/8/22\***LONG KICK RETURN:** 26, vs. ECU 9/2/23**67 // LUKE KANDRA**

OL / R-JR. / 6-4 / 320

CINCINNATI, OHIO / ELDER / LOUISVILLE

- Has started all four games at right guard and helped pave the way for the offense to rush for 214.8 yards per game.
- Former Elder High School in Cincinnati standout who appeared in 21 games with two starts across the offensive line for Louisville from 2020-22.
- Made his first career start at guard in 24-10 victory versus Pittsburgh and also started in the regular season finale against Kentucky with Louisville in 2022.

**21 // COREY KINER**

RB / JR. / 5-9 / 215

CINCINNATI, OHIO / ROGER BACON / LSU

- Has started all four games at running back.
- Ranks 36th nationally with 82.0 rushing yards per game.
- Has two of his three career 100-yard games this season.
- Totaled 10 rushes for 39 yards vs. Oklahoma.
- Added 33 yards and a rushing touchdown vs. Miami (OH).
- Recorded a career-high in yards and attempts at Pittsburgh, totaling 153 yards on 20 carries with a touchdown. He also broke a career-long 68 yard rush.
- Made his first career start and finished with 13 carries for 105 yards vs. ECU.
- Rushed 81 times for 362 yards and five touchdowns over 10 games in his first season with Cincinnati in 2022 after transferring from LSU, where he played in 2021.
- Had rushing touchdown in each of his first five games in 2022.
- Recorded a 106-yard, one-touchdown performance on 12 carries at Tulsa, including a career-long 52 yard touchdown.
- Earned valuable reps as a true freshman at LSU, totaling 79 carries for 324 yards-4.1 per carry - and two touchdowns in 2021.
- Named Mr. Football in Ohio in 2020 and was a four-star prospect in the 247 Sports Composite, ESPN and Rivals.

**CAREER RUSHING STATISTICS**

SEASON	GP	ATT	YDS	TD	LONG	AVG/C
2021 (LSU)	11	79	320	2	26	4.1
2022	10	81	362	5	52	4.5
2023	4	57	328	2	68	5.8
<b>TOTAL</b>	<b>25</b>	<b>217</b>	<b>1010</b>	<b>9</b>	<b>68</b>	<b>4.7</b>

**CAREER RECEIVING STATISTICS**

SEASON	GP	REC	YDS	TD	LONG	AVG/C
2021 (LSU)	11	2	10	0	6	5.0
2022	10	2	2	0	1	1.0
2023	4	5	39	0	16	7.8
<b>TOTAL</b>	<b>25</b>	<b>9</b>	<b>51</b>	<b>0</b>	<b>16</b>	<b>5.7</b>

**CAREER HIGHS** \*At LSU (2021)**RUSH ATTEMPTS:** 20, at Pittsburgh 9/9/23**RUSH YARDS:** 153, at Pittsburgh 9/9/23**RUSH TOUCHDOWNS:** 1, nine times, last vs. Miami (OH)**LONG RUSH:** 68, at Pittsburgh 9/9/23**RECEPTIONS:** 3, vs. Oklahoma 9/23/23**RECEIVING YARDS:** 37, vs. Oklahoma 9/23/23**LONG RECEPTION:** 16, vs. Oklahoma 9/23/23**TOTAL ATTEMPTS:** 22 (20 rush, 2 receiving), at Pittsburgh 9/9/23

## PLAYER PROFILES - OFFENSE



## 5 // EMORY JONES

QB / R-SR.\* / 6-3 / 210

LA GRANGE, GA. / HEARD COUNTY / FLORIDA / ARIZONA STATE

- Has made the first four starts at quarterback - one of five transfers with the first unit.
- Ranks 28th nationally and fourth in the Big 12 with 289 total yards of offense per game.
- Currently averaging 242.5 passing yards - a career-best - and 42.5 rushing yards per game.
- Finished 18-of-35 for 265 yards and a season-high 101 rushing yards on a career-high 20 attempts vs. Miami (OH). The 101 yards were the second most of his career.
- Finished 19-of-23 for 345 yards and five passing touchdowns, in addition to 26 rushing yards on nine attempts and two rushing touchdowns vs. ECU.
- Set the single-game program record for total touchdowns by a quarterback with seven touchdowns — five passing and two rushing - and tied his single game record vs. ECU. He also became the first Bearcat quarterback to throw for five touchdowns since Gunner Kiel versus UCF on Oct. 31, 2015.
- Jones threw for 326 yards in the first half for his second career 300-yard game and was responsible for all six first-half touchdowns vs. ECU — four passing and two rushing.
- Sixth-year veteran quarterback who brought 20 games of starting experience with stints at Arizona State (2022) and Florida (2018-21).
- Has completed 404-of-631 pass attempts (.640) for 4,880 yards and 33 touchdowns over 45 career games entering 2023 season.
- Completed 125-of-199 (.628) pass attempts for 1,533 yards and seven touchdowns, in addition to four rushing touchdowns, in eight games with seven starts for the Arizona State in 2022.
- Started 12 games at Florida in 2021 and finished with 2,734 yards passing and 19 touchdowns, in addition to 758 yards and four touchdowns on the ground.
- Had a 464-yard, six-touchdown passing game with Florida vs. Samford in 2021, in which he added 86 rushing yards and a score for a program-record 550 total yards.

## CAREER PASSING STATISTICS

SEASON	GP	COMP	ATT	PCT	YDS	TD	INT	LONG	AVG/P
2018 (UF)	4	12	16	75.0	125	2	0	35	10.4
2019 (UF)	11	25	38	65.8	267	3	0	48	10.7
2020 (UF)	9	18	32	56.3	221	2	1	30	12.3
2021 (UF)	13	224	346	64.7	2734	19	13	61	12.2
2022 (ASU)	8	125	199	62.8	1533	7	4	73	12.3
2023	4	77	124	62.1	970	7	5	49	12.6
<b>TOTAL</b>	<b>49</b>	<b>481</b>	<b>755</b>	<b>63.7</b>	<b>5850</b>	<b>40</b>	<b>23</b>	<b>73</b>	<b>12.2</b>

## CAREER RUSHING STATISTICS

SEASON	GP	ATT	YDS	TD	LONG	AVG/C
2018 (UF)	4	18	41	0	15	2.3
2019 (UF)	11	42	256	4	29	6.1
2020 (UF)	9	32	217	2	22	6.8
2021 (UF)	13	143	758	4	49	5.3
2022 (ASU)	8	59	31	4	23	0.5
2023	4	55	186	3	20	3.4
<b>TOTAL</b>	<b>49</b>	<b>349</b>	<b>1489</b>	<b>17</b>	<b>49</b>	<b>4.3</b>

**CAREER HIGHS** !While at Arizona State (2022); \*While at Florida (2018-21)**PASSING ATTEMPTS:** 41, vs. Oklahoma 9/23/23**PASSING COMPLETIONS:** 28, vs. Samford 11/13/21\***PASSING YARDS:** 464, vs. Samford 11/13/21\***PASSING TOUCHDOWNS:** 6, vs. Samford 11/13/21\***LONGEST PASS:** 73, at Oklahoma State 9/10/22!**TOTAL ATTEMPTS:** 56 (41 pass, 15 rush), vs. Oklahoma 9/23/23**TOTAL YARDS:** 550, vs. Samford 11/13/21\***TOTAL TOUCHDOWNS:** 7 vs. ECU 9/2/23; vs. Samford 11/13/21\***RUSHING ATTEMPTS:** 20 vs. Miami (OH) 9/16/23**RUSHING YARDS:** 144, vs. Tennessee 9/25/21\***RUSHING TOUCHDOWNS:** 3 vs. Vanderbilt, 11/9/19\*

## 16 // BRADY LICHTENBERG

QB / R-SO. / 6-1 / 208

TOLEDO, OHIO / ST. JOHN'S JESUIT

- Saw action and scored his first two touchdowns vs. ECU on a four-yard rush and a 65-yard touchdown connection to Barry Jackson Jr.
- Appeared in two games in 2022, during the end of the game against Kennesaw State and played the first drive of the third quarter against Louisville in the 2022 Wasabi Fenway Bowl.

## CAREER PASSING STATISTICS

SEASON	GP	COMP	ATT	PCT	YDS	TD	INT	LONG	AVG/P
2022	2	0	0	0	0	0	0	0	0
2023	1	4	4	100.0	93	1	0	65	23.3
<b>TOTAL</b>	<b>3</b>	<b>4</b>	<b>4</b>	<b>100.0</b>	<b>93</b>	<b>1</b>	<b>0</b>	<b>65</b>	<b>23.3</b>

## CAREER HIGHS

**PASSING ATTEMPTS:** 4, vs. ECU 9/2/23**PASSING COMPLETIONS:** 4, vs. ECU 9/2/23**PASSING YARDS:** 93, vs. ECU 9/2/23**PASSING TOUCHDOWNS:** 1, vs. ECU 9/2/23**LONGEST PASS:** 65, vs. ECU 9/2/23

PLAYER PROFILES - OFFENSE



**7 // CHAMON METAYER**

TE / R-SO. / 6-5 / 248  
MIAMI, FLA. / NORTH MIAMI

- Started at tight end vs. EKU and at Pittsburgh.
- Set a career-high in receptions and receiving yards with three catches for 50 yards vs. Oklahoma - including a career-long 35 yard catch.
- Pulled in a two-point conversion and had career-long 27-yard run on a fake-punt keeper vs. Miami (OH).
- Recorded two receptions for seven yards at Pittsburgh.
- Appeared in six games, missing six games due to injury, and made one 32-yard reception against Kennesaw State in 2022.

**CAREER RECEIVING STATISTICS**

SEASON	GP	REC	YDS	TD	LNG	AVG/C
2022	6	1	32	0	32	32.0
2023	4	5	57	0	35	11.4
<b>TOTAL</b>	<b>10</b>	<b>6</b>	<b>89</b>	<b>0</b>	<b>35</b>	<b>14.8</b>

**CAREER HIGHS**

**RECEPTIONS:** 3, vs. Oklahoma 9/23/23  
**RECEIVING YARDS:** 50, vs. Oklahoma 9/23/23  
**LONGEST RECEPTION:** 35, vs. Oklahoma 9/23/23



**26 // MYLES MONTGOMERY**

RB / R-SO. / 5-11 / 205  
JACKSONVILLE, FLA. / FLETCHER

- One of the fastest players on the team, rushed six times for 37 yards and had one catch vs. Oklahoma.
- Tallied 43 yards on a career-high seven attempts vs. EKU.
- Rushed 14 times for 120 yards and one score and tallied one four-yard catch over six games in 2022.
- Sprinted to a 76-yard touchdown in a five-carry, 104-yard rushing performance vs. Kennesaw State.

**CAREER RUSHING STATISTICS**

SEASON	GP	ATT	YDS	TD	LNG	AVG/C
2021	2	0	0	0	0	0
2022	6	14	120	1	76	8.6
2023	4	17	95	0	16	5.6
<b>TOTAL</b>	<b>12</b>	<b>31</b>	<b>215</b>	<b>1</b>	<b>76</b>	<b>6.9</b>

**CAREER HIGHS**

**TOTAL ATTEMPTS:** 7 (seven rush), vs. EKU 9/2/23; (six rush, one catch) vs. Oklahoma 9/23/23  
**TOTAL YARDS:** 104, vs. Kennesaw State 9/10/22  
**RUSHING ATTEMPTS:** 7, vs. EKU 9/2/23  
**RUSHING YARDS:** 104, vs. Kennesaw State 9/10/22  
**RUSHING TOUCHDOWNS:** 1, vs. Kennesaw State 9/10/22



**22 // RYAN MONTGOMERY**

RB / SR.\* / 5-10 / 205  
FRANKLIN, OHIO / FRANKLIN

- Veteran running back who has played in 51 career games.
- Rushed for a career-high 104 yards on a career-high 20 attempts vs. Miami (OH).
- Tallied 11 rushing yards, 25 receiving yards and 12 punt return yards vs. EKU.
- Ranks third in program history with 70 career punt returns and 684 punt return yards.
- Totaled 270 rushing yards and five touchdowns and added four receptions for 65 yards despite missing three games due to injury suffered in season opener in 2022.
- Added 95 yards and two touchdowns against Tulane in the 2022.
- Rushed for 312 yards on 46 attempts and three touchdowns and was named to Pro Football Focus' All-AAC Third Team as a punt returner in 2021.

**CAREER KICK RETURN STATISTICS**

SEASON	GP	ATT	YDS	TD	LONG	AVG/R
2019	14	1	14	0	14	14.0
2020	10	4	87	0	32	21.8
2021	14	0	0	0	0	0.0
2022	9	2	19	0	11	9.5
2023	4	0	0	0	0	0
<b>TOTAL</b>	<b>51</b>	<b>7</b>	<b>120</b>	<b>0</b>	<b>32</b>	<b>17.1</b>

**CAREER PUNT RETURN STATISTICS**

SEASON	GP	ATT	YDS	TD	LONG	AVG/R
2019	14	28	258	0	25	9.2
2020	10	14	110	0	21	7.9
2021	14	20	229	0	30	11.5
2022	9	7	75	0	31	10.7
2023	4	1	12	0	12	12.0
<b>TOTAL</b>	<b>51</b>	<b>70</b>	<b>684</b>	<b>0</b>	<b>31</b>	<b>9.8</b>

**CAREER RUSHING STATISTICS**

SEASON	GP	ATT	YDS	TD	LONG	AVG/C
2019	14	20	106	2	26	5.3
2020	10	15	41	0	7	2.7
2021	14	46	312	3	55	6.8
2022	9	63	270	5	39	4.3
2023	4	30	135	0	26	4.5
<b>TOTAL</b>	<b>51</b>	<b>174</b>	<b>864</b>	<b>10</b>	<b>55</b>	<b>5.0</b>

**CAREER RECEIVING STATISTICS**

SEASON	GP	REC	YDS	TD	LONG	AVG/C
2019	14	0	0	0	0	0.0
2020	10	4	16	0	10	4.0
2021	14	6	42	1	19	7.0
2022	9	4	65	0	30	16.3
2023	4	2	25	0	25	12.5
<b>TOTAL</b>	<b>51</b>	<b>16</b>	<b>148</b>	<b>1</b>	<b>30</b>	<b>9.3</b>

**CAREER HIGHS**

**RUSHING ATTEMPTS:** 20, vs. Miami (OH) 9/16/23  
**RUSHING YARDS:** 104, vs. Miami (OH) 9/16/23  
**RUSHING TOUCHDOWNS:** 2, vs. Tulane 11/25/22; at South Florida 11/12/21  
**LONGEST RUSH:** 55, at South Florida 11/12/21  
**RECEPTIONS:** 2, three times, last vs. Houston 12/4/21  
**RECEIVING YARDS:** 30, at UCF 10/29/22  
**LONGEST RECEPTION:** 30, at UCF 10/29/22  
**LONGEST PUNT RETURN:** 31, at Tulsa 10/1/22  
**LONGEST KICK RETURN:** 32, vs. Tulsa 12/19/20

PLAYER PROFILES - OFFENSE



**11 // DONOVAN OLLIE**

WR / R-SR. / 6-3 / 212  
WYLIE, TEXAS / WYLIE / WASHINGTON STATE

- Saw action at wide receiver in the first four games.
- Experienced receiver who brings 24 career starts, 70 receptions, 807 yards, four touchdowns in four seasons at Washington State from 2019-22.
- Made 11 starts and appeared in 12 games in 2022, tallying 43 receptions for 491 yards and three scores.
- Set career-high in yards and touchdowns and tied in receptions with a seven-catch, 82-yard, two-touchdown game vs. Colorado State in 2022.
- Started all 13 games for Washington State in 2021, totaling 26 catches for 301 yards and a touchdown.

**CAREER RECEIVING STATISTICS**

SEASON	GP	REC	YDS	TD	LONG	AVG/C
2020 (WSU)	3	1	15	0	15	15.0
2021 (WSU)	13	26	301	1	56	11.6
2022 (WSU)	12	43	491	3	60	11.4
2023	4	0	0	0	0	0
<b>TOTAL</b>	<b>32</b>	<b>70</b>	<b>807</b>	<b>4</b>	<b>60</b>	<b>11.5</b>

**CAREER HIGHS** \*At Washington State (2019-22)

**RECEPTIONS:** 7, vs. Colorado State 9/17/22\*; vs. Idaho 9/3/22\*

**RECEIVING YARDS:** 82, vs. Colorado State 9/17/22\*

**RECEIVING TOUCHDOWNS:** 2, vs. Colorado State 9/17/22\*

**LONGEST RECEPTION:** 60, vs. Oregon 9/24/22\*



**3 // EVAN PRATER**

WR / R-JR. / 6-3 / 208  
CINCINNATI, OHIO / WYOMING

- Appeared at wide receiver in the first four games.
- Hauled in two catches for 24 yards vs. Oklahoma.
- Tallied three receptions for 31 yards vs. ECU.
- Transitioned to wide receiver in the spring after totaling 461 passing yards and 275 rushing yards with six total touchdowns in 17 games at quarterback from 2020-22.
- Held a 40-2 record at Wyoming High School in Cincinnati and was a four-star recruit who was rated the No. 45 overall player in 2020 by 247Sports.
- Named the 33rd Ohio Mr. Football in 2019. Prater is the fourth winner of Ohio's Mr. Football award to play for Cincinnati, including Michael Warren II (2016), Ben Mauk (2002) and Akise Teague (2010).

**CAREER RECEIVING STATISTICS**

SEASON	GP	REC	YDS	TD	LONG	AVG/C
2023	4	6	60	0	14	10.0
<b>TOTAL</b>	<b>4 (21)*</b>	<b>6</b>	<b>60</b>	<b>0</b>	<b>14</b>	<b>10.0</b>

\*Has played in 21 career games and four at WR.

**CAREER HIGHS**

**RECEPTIONS:** 3, vs. ECU 9/2/23

**RECEIVING YARDS:** 31, vs. ECU 9/2/23

**LONGEST RECEPTION:** 14, vs. Oklahoma 9/23/23



**58 // TREVOR RADOSEVICH**

OL / R-SR.\* / 6-4 / 310  
ENGLISHTOWN, N.J. / MANALAPAN / PENN

- A versatile offensive lineman who started at center in the season opener vs. ECU.
- Spent five years on the Penn offensive line and was two-time team captain from 2018-22.
- Named First Team All-Ivy League in 2022 after earning Second-Team honors in 2021.
- Started all 10 games in 2022 - seven at center, three at right tackle - on a line that allowed only 15 sacks all season, tied for the fewest in the Ivy League, while also starting all 10 games in 2021 at center.
- Played in every game as a reserve for a line that ranked second in the Ivy League for fewest sacks allowed in 2019.



**88 // PAYTEN SINGLETARY**

TE / R-JR. / 6-4 / 235  
THOMASVILLE, GA. / THOMASVILLE

- Started at tight end and totaled two touchdowns in the first four games.
- Has three touchdowns on nine career receptions.
- Hauled in a career-long 32-yard reception vs. Miami (OH).
- Tallied a career-high in receptions at Pittsburgh, finishing with four receptions for 24 yards and a touchdown.
- Pulled in a one-yard touchdown catch vs. ECU.
- Appeared in 12 games and recorded one catch for 11 yards against Louisville in the 2022 Wasabi Fenway Bowl.
- Played in six games with one start in 2021, where he scored on his first-career catch via an 18-yard touchdown vs. Murray State.

**CAREER RECEIVING STATISTICS**

SEASON	GP	REC	YDS	TD	LONG	AVG/C
2020	4	0	0	0	0	0.0
2021	6	2	22	1	18	11.0
2022	12	1	11	0	11	11.0
2023	4	6	57	2	32	9.5
<b>TOTAL</b>	<b>26</b>	<b>9</b>	<b>90</b>	<b>3</b>	<b>32</b>	<b>10.0</b>

**CAREER HIGHS**

**RECEPTIONS:** 4, at Pittsburgh 9/9/23

**RECEIVING YARDS:** 32, vs. Miami (OH) 9/16/23

**RECEIVING TOUCHDOWNS:** 1, three times, last at Pittsburgh 9/9/23

**LONGEST RECEPTION:** 18, vs. Murray State 9/11/21

PLAYER PROFILES - OFFENSE



**0 // BRADEN SMITH**

WR / R-SR.\* / 5-10 / 185  
 FLOWOOD, MISS. / NORTHWEST RANKIN /  
 N.W. MISS COMMUNITY COLLEGE / LOUISVILLE

- Has started the last two games at wide receiver.
- Hauled in three catches for 30 yards vs. Oklahoma.
- Made his first Cincinnati start vs. Miami (OH), finishing with a catch for 37 yards.
- Connected with Dee Wiggins on a 30-yard receiver pass and hauled in five receptions for 59 yards and a touchdown at Pittsburgh - the fourth of his career. Smith is 6-of-11 for 190 yards and two touchdowns as a passer for his career.
- Totaled four receptions for 72 yards and a touchdown vs. EKU.
- A certified pilot.
- Appeared in 29 games as a wide receiver and return specialist for Louisville from 2020-22, totaling 59 receptions for 653 yards and two touchdowns after transferring from Northwest Mississippi Community College in Flowood, Miss.
- Played in 13 games with eight starts in 2022, hauling in 21 passes for 215 yards and a touchdown and 141 punt return yards.
- Tallied 11 receptions for 68 yards and a touchdown, also returning a punt 49 yards for a score and tossing a 45-yard touchdown on a trick play for the Cardinals before suffering an injury in 2021.

**CAREER RECEIVING STATISTICS**

SEASON	GP	REC	YDS	TD	LONG	AVG/C
2020 (LOU)	11	27	370	0	63	13.7
2021 (LOU)	4	11	68	1	15	6.2
2022 (LOU)	13	21	215	1	31	10.2
2023	4	13	198	2	48	15.2
<b>TOTAL</b>	<b>32</b>	<b>72</b>	<b>851</b>	<b>4</b>	<b>63</b>	<b>11.8</b>

**CAREER PUNT RETURN STATISTICS**

SEASON	GP	ATT	YDS	TD	LONG	AVG/R
2020	11	0	0	0	0	0
2021	4	5	60	1	49	12.0
2022	13	28	141	0	30	5.0
2023	4	9	29	0	11	3.2
<b>TOTAL</b>	<b>32</b>	<b>42</b>	<b>230</b>	<b>1</b>	<b>49</b>	<b>5.5</b>

**CAREER HIGHS** \*At Louisville (2020-22)

- RUSHING ATTEMPTS:** 1, at Florida State 9/25/21\*
- RUSHING YARDS:** 6, vs. Cincinnati 12/17/22\*
- LONGEST RUSH:** 6, vs. Cincinnati 12/17/22\*
- PASSING ATTEMPTS:** 2, vs. Cincinnati 12/17/22\*
- PASSING YARDS:** 45, at Syracuse 9/3/22; vs UCF 9/17/21\*
- PASSING TOUCHDOWNS:** 1 vs. UCF 9/17/21\*, vs. Wake Forest 10/29/22\*
- LONGEST PASS:** 45, at Syracuse 9/3/22\*; vs. UCF 9/17/21\*
- RECEPTIONS:** 7, vs. Syracuse 11/20/20\*
- RECEPTIONS YARDS:** 110, vs. Western Ky. 9/12/20\*
- RECEIVING TOUCHDOWNS:** 1, vs. Ole Miss 9/6/21, at Clemson 11/12/22\*
- LONGEST RECEPTION:** 63, vs. Western Ky. 9/12/20\*
- LONGEST PUNT RETURN:** 49, vs. Eastern Ky. 9/11/21\*
- LONGEST KICK RETURN:** 23, vs. Virginia Tech 10/31/20\*



**54 // DARTANYAN TINSLEY**

OL / SR. / 6-5 / 315  
 OWENSBORO, KY. / OWENSBORO / KENTUCKY CHRISTIAN

- Started at left guard in the first four games.
- Appeared in nine games as a backup on the offensive line and a special teams contributor in 2022.
- Transferred to Cincinnati after he collected First Team All-National Christian College Athletic Association (NCCAA) honors in 2020-21 and First Team All-Mid-South Conference Appalachian Division accolades in back-to-back seasons for Kentucky Christian.



**9 // AARON TURNER**

WR / JR. / 5-7 / 185  
 ELLICOTT, MD. / GONZAGA COLLEGE / UCONN

- Saw action at wide receiver and as a designed runner in the first four games.
- Recorded two rushes for 22 yards and a catch for one yard at Pittsburgh.
- Totaled three receptions for 14 yards and a touchdown - the fourth of his career - and added 31 yards on three rushes vs. EKU.
- Appeared in all 25 games for UConn from 2021-22, totaling 90 receptions for 759 yards and three touchdowns, in addition to 75 yards on the ground.
- Led the Huskies in receptions, yards and touchdowns in 2022, finishing with 57 catches for 527 yards and three scores after hauling in 33 catches for 232 yards in 2021. It marked his second straight season leading the team in receptions.

**CAREER RECEIVING STATISTICS**

SEASON	GP	REC	YDS	TD	LONG	AVG/C
2021 (CONN)	12	33	232	0	50	7.0
2022 (CONN)	13	57	527	3	56	9.2
2023	4	5	26	1	11	5.2
<b>TOTAL</b>	<b>29</b>	<b>95</b>	<b>785</b>	<b>4</b>	<b>56</b>	<b>8.1</b>

**CAREER RUSHING STATISTICS**

SEASON	GP	ATT	YDS	TD	LONG	AVG/C
2021 (CONN)	12	1	22	0	22	22.0
2022 (CONN)	13	14	53	0	15	3.8
2023	4	5	53	0	25	10.6
<b>TOTAL</b>	<b>29</b>	<b>20</b>	<b>128</b>	<b>0</b>	<b>25</b>	<b>6.4</b>

**CAREER HIGHS** \*At UConn (2021-22)

- RECEPTIONS:** 10, vs. Liberty, 11/12/22\*
- RECEIVING YARDS:** 71, vs. Syracuse 9/10/22\*
- RECEIVING TOUCHDOWNS:** 1, four times, last vs. EKU 9/2/23
- LONGEST RECEPTION:** 56, vs. Syracuse 9/10/22\*
- RUSHING ATTEMPTS:** 3, vs. EKU 9/2/23; at NC State 9/24/22\*
- RUSHING YARDS:** 31, vs. EKU 9/2/23
- LONGEST RUSH:** 25, at Pittsburgh 9/9/23

## PLAYER PROFILES - OFFENSE



## 2 // DEE WIGGINS

WR / R-SR.\* / 6-3 / 195

MIAMI, FLA. / MIAMI SOUTHRIDGE / MIAMI / LOUISVILLE

- Started at wide receiver in the first four games.
- Finished with six receptions - his most at Cincinnati - for 45 yards vs. Oklahoma.
- Hauled in three catches for 51 yards vs. Miami (OH).
- Recorded three receptions for 52 yards and one rush for 13 yards at Pittsburgh.
- Hauled in a 39-yard touchdown vs. EKU - the eighth of his career.
- Transferred with 22 games of starting experience at Louisville and Miami.
- Spent four seasons at Miami from 2018-21, where he appeared in 40 games and totaled 791 receiving yards on 62 receptions for seven touchdowns.
- Transferred to Louisville in 2022, where he played in three games and made four receptions for 67 yards before suffering a season-ending injury.
- Former four-star prospect by ESPN in 2018.

### CAREER RECEIVING STATISTICS

SEASON	GP	REC	YDS	TD	LONG	AVG/R
2018 (MIA)	13	7	73	0	24	10.4
2019 (MIA)	12	20	335	4	67	16.8
2020 (MIA)	11	31	358	3	40	11.5
2021 (MIA)	4	4	25	0	12	6.3
2022 (LOU)	3	4	67	0	23	16.8
2023	4	13	187	1	39	14.4
<b>TOTAL</b>	<b>47</b>	<b>79</b>	<b>1045</b>	<b>8</b>	<b>67</b>	<b>13.2</b>

**CAREER HIGHS** \*At Miami (2018-21)

**RECEPTIONS:** 8, at Virginia Tech 11/14/20\*

**RECEIVING YARDS:** 106, at Virginia Tech 11/14/20\*

**RECEIVING TOUCHDOWNS:** 2, vs. Louisville 11/9/19\*

**LONGEST RECEPTION:** 67, vs. Louisville 11/9/19\*



## 75 // JOHN WILLIAMS

OL / R-JR. / 6-5 / 310

BOLINGBROOK, ILL. / BOLINGBROOK

- Started at left tackle in the first four games.
- Appeared in 12 games in 2022, only missing the Indiana contest.
- Played in 12 games, including starting the first three against Miami (OH), Murray State and Indiana in 2021 after seeing action in four games and redshirting in 2020.
- Aerospace engineering major.

## PLAYER PROFILES - DEFENSE

**7 // SAMMY ANDERSON JR.**

CB / R- JR. / 6-0 / 185

DAYTON, OHIO / TROTWOOD-MADISON

- Missed the last three contests due to injury suffered vs. EKU - started at cornerback.
- Appeared in 13 games in 2022, rotating with Taj Ward at nickelback and totaling 19 tackles, 2.5 TFLs and a forced fumble.
- Former four-star recruit in 2019.

**CAREER DEFENSE STATISTICS**

SEASON	GP	SOLO	ASST	TOTAL	TFL	SACKS	INT	PD	FF	FR
2020	2	0	0	0	0	0	0	0	0	0
2021	3	1	0	1	1	0	0	0	0	0
2022	13	15	4	19	2.5	0	0	1	1	0
2023	1	0	0	0	0	0	0	0	0	0
<b>TOTAL</b>	<b>19</b>	<b>16</b>	<b>4</b>	<b>20</b>	<b>3.5</b>	<b>0</b>	<b>0</b>	<b>1</b>	<b>1</b>	<b>0</b>

**CAREER HIGHS****TACKLES:** 4, vs. Louisville 12/17/22; vs. South Florida 10/8/22**TACKLES FOR LOSS:** 2, vs. South Florida 10/8/22**PASSES DEFENDED:** 1, vs. East Carolina 11/11/22**0 // JOWON BRIGGS**

DE / SR.\* / 6-2 / 297

CINCINNATI, OHIO / WALNUT HILLS / VIRGINIA

**2022 ALL-AAC FIRST TEAM****2023 PRESEASON ALL-BIG 12 BY ATHLON SPORTS AND PHIL STEELE**

- One of four 2023 team captains who has started the first four games at defensive end - his 36th career start and 22nd at Cincinnati.
- Added three tackles vs. Oklahoma.
- Recorded four tackles, a sack and tied a career-high two TFLs at Pittsburgh.
- Selected to PFF's Week 1 Team of the Week.
- Married father of three - sons Jowon and Zane, daughter Reine. Wife Nyjae and Jowon welcomed their third kid, Zane, on August 25. He is also an accomplished singer and graduate, set to graduate with a second degree in December.
- One of three Bearcats on 2023 Bruce Feldman's annual "Freaks" List.
- Named to preseason watch lists for 2023 Wuerffel Trophy and AllState AFCA Good Works Team.
- Started 13 games at nose tackle with 61 tackles, 4.5 TFLs and three sacks in 2022.
- Former Under Armor All-American who was a Freshman All-American at Virginia in 2019, played for the Cavaliers from 2019-20.

**CAREER DEFENSE STATISTICS**

SEASON	GP	SOLO	ASST	TOTAL	TFL	SACKS	INT	PD	FF	FR
2019 (UVA)	13	5	14	19	3	1	0	0	0	0
2020 (UVA)	7	5	15	20	4	3	0	0	0	0
2021	14	9	34	43	4	3	0	0	0	0
2022	13	17	44	61	4.5	3	0	0	0	0
2023	4	3	5	8	2.5	1	0	0	0	0
<b>TOTAL</b>	<b>51</b>	<b>39</b>	<b>112</b>	<b>151</b>	<b>18</b>	<b>11</b>	<b>0</b>	<b>0</b>	<b>0</b>	<b>0</b>

**CAREER HIGHS** \*At Virginia (2019-20)**TACKLES:** 9, vs. Navy 11/5/22**TACKLES FOR LOSS:** 2, at Pittsburgh 9/9/23; at Wake Forest 10/17/20\***SACKS:** 2, at Wake Forest 10/17/20\***2 // DONTAY CORLEONE**

DT / R-SO. / 6-2 / 318

CINCINNATI, OHIO / COLERAIN

**2023 PRESEASON ALL-BIG 12****2022 ALL-AAC FIRST TEAM, 2022 AP THIRD TEAM ALL-AMERICAN**

- One of four 2023 team captains who has started the first four games at defensive tackle.
- Recorded a six tackles with a sack and a career-high two TFLs - that included Cincinnati's first TFL of the Big 12 Conference era - vs. Oklahoma.
- Tallied three tackles with a TFL vs. Miami (OH).
- Totaled three tackles, a sack and a quarterback hurry at Pittsburgh.
- Given the nickname "The Godfather" by fans.
- Selected to preseason watch lists for 2023 Chuck Bednarik Award, Walter Camp Player of the Year Award, Outland Trophy and Bronko Nagurski Trophy.
- Named 2023 Preseason All-America by AP, *The Athletic*, Sporting News, Phil Steele, Athlon Sports and Walter Camp Football Foundation.
- One of three Bearcats on 2023 Bruce Feldman's annual "Freaks" List.
- Tallied 45 tackles, 5.5 TFLs, three sacks, two forced fumbles in 11 games in 2022.
- Finished as the nation's highest-graded defensive player by PFF (93.8) in 2022 and recorded a single-season run defense grade (94.7) that was best since 2019.
- Totaled a career-high 11 tackles vs. Navy in 2022.

**CAREER DEFENSE STATISTICS**

SEASON	GP	SOLO	ASST	TOTAL	TFL	SACKS	INT	PD	FF	FR
2022	11	19	26	45	5.5	3	0	0	2	2
2023	4	7	6	13	4	2	0	0	0	0
<b>TOTAL</b>	<b>15</b>	<b>26</b>	<b>32</b>	<b>58</b>	<b>9.5</b>	<b>5</b>	<b>0</b>	<b>0</b>	<b>2</b>	<b>2</b>

**CAREER HIGHS****TACKLES:** 11, vs. Navy 11/5/22**TACKLES FOR LOSS:** 2, vs. Oklahoma 9/23/23**SACKS:** 1, five times, last vs. Oklahoma 9/23/23**49 // JACK DINGLE**

LB / R-SO. / 6-4 / 238

LOUISVILLE, KY. / TRINITY

- Has started the first four games at linebacker.
- Recovered his first career fumble and added three tackles vs. Oklahoma.
- Tied a career-high seven tackles in back-to-back games vs. Miami (OH) and at Pittsburgh.
- Totaled seven tackles, in addition to totaling a career-high two TFLs and first career sack on a pivotal fourth down stop at Pittsburgh.
- Third member of his family to play at Cincinnati — Father Nate was a standout defensive lineman from 1990-93, a captain as a senior in 1993, who played in the NFL, and brother, Jacob, played safety from 2019-22.
- Backup linebacker and special teamer who played in 12 games and tallied 13 tackles with a half-TFL in 2022.
- Recorded seven tackles and half-TFL vs. Kennesaw State in 2022.

**CAREER DEFENSE STATISTICS**

SEASON	GP	SOLO	ASST	TOTAL	TFL	SACKS	INT	PD	FF	FR
2022	12	0	13	13	0.5	0	0	0	0	0
2023	4	8	11	19	2.5	1	0	0	0	1
<b>TOTAL</b>	<b>16</b>	<b>8</b>	<b>24</b>	<b>32</b>	<b>3</b>	<b>1</b>	<b>0</b>	<b>0</b>	<b>0</b>	<b>1</b>

**CAREER HIGHS****TACKLES:** 7, three times, last vs. Miami (OH) 9/16/23**TACKLES FOR LOSS:** 2, at Pittsburgh 9/9/23**SACKS:** 1, at Pittsburgh 9/9/23



## PLAYER PROFILES - DEFENSE

**9 // DANIEL GRZESIAK**

OLB / R-SR.\* / 6-1 / 250

LOS ANGELES, CALIF. / CRENSHAW / NEVADA / UTAH STATE

- Started the first four games at outside linebacker "dog" position - one of three transfers in the first unit.
- Recorded three tackles, half-sack and a pass defended at Pittsburgh.
- Totaled a career-high seven tackles, with two TFLs, a sack and a forced fumble and fumble recovery vs. ECU.
- Sixth-year graduate transfer who led Utah State with 8.5 sacks and added 52 tackles, 13 TFLs and two forced fumbles in 2022.
- Former walk on who spent four seasons at Nevada from 2018-21, where he had 7.5 sacks and 42 tackles.
- Ranked the 20th-best available transfer prospect by *The Athletic's* Max Olson.

**CAREER DEFENSE STATISTICS**

SEASON	GP	SOLO	ASST	TOTAL	TFL	SACKS	INT	PD	FF	FR
2019 (NEV)	13	4	3	7	0	0	0	0	0	0
2020 (NEV)	9	11	5	16	3	2	0	0	0	0
2021 (NEV)	12	14	5	19	6.5	5.5	0	1	1	1
2022 (USU)	13	24	28	52	13	8.5	0	2	2	1
2023	4	8	9	17	2.5	1.5	0	1	1	1
<b>TOTAL</b>	<b>51</b>	<b>61</b>	<b>50</b>	<b>111</b>	<b>25</b>	<b>17.5</b>	<b>0</b>	<b>4</b>	<b>4</b>	<b>3</b>

**CAREER HIGHS** \*At Utah State (2022)**TACKLES:** 7, vs. ECU 9/2/23**TACKLES FOR LOSS:** 3.5, at Colorado State 10/15/22\***SACKS:** 3, at Colorado State 10/15/22\***12 // JUSTIN HARRIS**

CB / R-SR. / 6-0 / 195

DAYTON, OHIO / WAYNE

- Has started at cornerback in Sammy Anderson Jr.'s absence over the last three games - his first three career starts.
- Had a career-high 10 tackles - seven solo - with a quarterback hurry vs. Oklahoma.
- Tied for eighth nationally with six passes defended - five pass breakups and an interception.
- Added four tackles vs. Miami (OH).
- Tied a school-record with four PBUs and added three tackles at Pittsburgh
- Recorded his first career interception vs. ECU.
- Returned from a season-ending neck injury suffered in 2021.
- Has played in 37 career games as a special teamer and in the secondary.

**CAREER DEFENSE STATISTICS**

SEASON	GP	SOLO	ASST	TOTAL	TFL	SACKS	INT	PD	FF	FR
2019	14	7	3	10	0	0	0	1	0	0
2020	9	4	4	8	1	0	0	0	0	0
2021	2	0	0	0	0	0	0	0	0	0
2022	8	3	6	9	0	0	0	1	0	0
2023	4	11	7	18	0	0	1	5	0	0
<b>TOTAL</b>	<b>37</b>	<b>25</b>	<b>20</b>	<b>45</b>	<b>1</b>	<b>0</b>	<b>1</b>	<b>7</b>	<b>0</b>	<b>0</b>

**CAREER HIGHS****TACKLES:** 10, vs. Oklahoma 9/23/23**TACKLES FOR LOSS:** 1, at SMU 10/24/20**INTERCEPTIONS:** 1 vs. ECU 9/2/23**PASSES DEFENDED:** 4, at Pittsburgh 9/9/23**90 // JALEN HUNT**

DL / R-SR. / 6-4 / 315

DETROIT, MICH. / BELLEVILLE / MICHIGAN STATE

- Veteran rotational piece on the defensive front in the first four games.
- Totaled 19 tackles in 23 games with five starts at Michigan State from 2020-22.
- Made three starts and played in seven games, totaling nine tackles despite battling injuries in 2022.

**CAREER DEFENSE STATISTICS**

SEASON	GP	SOLO	ASST	TOTAL	TFL	SACKS	INT	PD	FF	FR
2020 (MSU)	5	4	1	5	2	0	0	0	0	0
2021 (MSU)	11	3	2	5	0	0	0	0	0	0
2022 (MSU)	7	5	4	9	0	0	0	0	0	0
2023	4	0	0	0	0	0	0	0	0	0
<b>TOTAL</b>	<b>27</b>	<b>12</b>	<b>7</b>	<b>19</b>	<b>2</b>	<b>0</b>	<b>0</b>	<b>0</b>	<b>0</b>	<b>0</b>

**CAREER HIGHS** \*At Michigan State (2019-22)**TACKLES:** 4, vs. Rutgers 11/12/22\***TACKLES FOR LOSS:** 1, at Iowa 11/7/20\*; at Michigan 10/31/20\***42 // DION HUNTER**

LB / R-JR. / 6-2 / 235

ALBUQUERQUE, N.M. / CLEVELAND / NEW MEXICO

- Recorded a quarterback hurry vs. Oklahoma.
- Tallied six tackles vs. ECU.
- Appeared in 25 games with eight starts at New Mexico from 2020-22.
- Tallied 69 tackles and three TFLs at New Mexico in 2022.
- Selected in 2021 and 2022 to wear Bobby Santiago's No. 42 number - an honor in the New Mexico program.

**CAREER DEFENSE STATISTICS**

SEASON	GP	SOLO	ASST	TOTAL	TFL	SACKS	INT	PD	FF	FR
2020 (UNM)	4	5	2	7	0.5	0	0	0	0	0
2021 (UNM)	12	15	23	38	2	1	0	0	0	0
2022 (UNM)	9	20	49	69	3	2	0	1	0	0
2023	3	2	4	6	0.5	0	0	0	0	0
<b>TOTAL</b>	<b>28</b>	<b>42</b>	<b>78</b>	<b>120</b>	<b>6</b>	<b>3</b>	<b>0</b>	<b>1</b>	<b>0</b>	<b>0</b>

**CAREER HIGHS** \*At New Mexico (2020-22)**TACKLES:** 13, vs. Fresno State 10/22/22\***TACKLES FOR LOSS:** 1.5, at UNLV 9/30/22\***SACKS:** 1, three times, last at Utah State 11/5/22\*

## PLAYER PROFILES - DEFENSE

**6 // DORIAN JONES**

LB / SR. / 6-0 / 236

BOYNTON BEACH, FLA. / AMERICAN HERITAGE / LOUISVILLE

- Has started the first four games at linebacker and leads the team with 26 tackles.
- Had a career day vs. Oklahoma with a career-high 13 tackles and a sack.
- Recorded six tackles vs. Miami (OH).
- Totaled five tackles and a TFL at Pittsburgh.
- Spent four years at Louisville from 2019-22, where he totaled 90 tackles, 10.5 TFLs and four sacks in 36 career games.
- Made one start and played in all 13 contests at Louisville in 2022, totaling 34 tackles, 6.5 TFLs and three sacks.

**CAREER DEFENSE STATISTICS**

SEASON	GP	SOLO	ASST	TOTAL	TFL	SACKS	INT	PD	FF	FR
2019 (LOU)	1	0	0	0	0	0	0	0	0	0
2020 (LOU)	9	3	6	9	0	0	0	0	0	0
2021 (LOU)	12	19	29	48	4	1	0	0	0	1
2022 (LOU)	13	20	14	34	6.5	3	0	0	1	2
2023	4	11	15	26	2	1	0	1	0	0
<b>TOTAL</b>	<b>39</b>	<b>53</b>	<b>64</b>	<b>117</b>	<b>12.5</b>	<b>5</b>	<b>0</b>	<b>1</b>	<b>1</b>	<b>3</b>

**CAREER HIGHS** \*At Louisville (2019-22)**TACKLES:** 13, vs. Oklahoma 9/23/23**TACKLES FOR LOSS:** 2, vs. South Florida 9/24/22\***SACKS:** 1, four times, last vs. Oklahoma 9/23/23**3 // DESHAWN PACE**

STAR / SR. / 6-2 / 212

CINCINNATI, OHIO / COLERAIN

2021 ALL-AAC HONORABLE MENTION

- Started the first three games at the "star" position - missed Oklahoma contest.
- Tallied five tackles, a pass defended and two quarterback hurries at Pittsburgh.
- Totaled six tackles with a half-sack vs. ECU.
- One of three Bearcats named to 2023 Bruce Feldman's annual "Freaks" list.
- Named Preseason All-Big 12 by Phil Steele and Athlon Sports.
- Transitioned to the "star" linebacker/defensive back hybrid role in 2023.
- Started eight games and appeared in all 13 contests in 2022, ranking fifth on the team with 62 tackles.
- Finished sixth in the AAC and third on the team with 94 tackles, in addition to nine TFLs and a team-high four interceptions in 2021.
- His brother, Ivan Pace Jr., is a rookie linebacker for the Minnesota Vikings and had one of the most decorated defensive seasons in Cincinnati history in 2022.

**CAREER DEFENSE STATISTICS**

SEASON	GP	SOLO	ASST	TOTAL	TFL	SACKS	INT	PD	FF	FR
2020	8	3	7	10	0	0	0	0	1	0
2021	14	45	49	94	9.5	0.5	4	2	0	0
2022	13	31	31	62	5	1	1	1	0	1
2023	3	7	7	14	1.5	0.5	0	1	0	1
<b>TOTAL</b>	<b>38</b>	<b>86</b>	<b>94</b>	<b>180</b>	<b>16</b>	<b>2</b>	<b>5</b>	<b>4</b>	<b>1</b>	<b>2</b>

**CAREER HIGHS****TACKLES:** 10, vs. East Carolina 11/11/22; at Indiana 9/18/21**TACKLES FOR LOSS:** 2, at Navy 10/23/21**SACKS:** 1, at Tulsa 10/1/22**INTERCEPTIONS:** 1, five times, last at Tulsa 10/1/22**97 // ERIC PHILLIPS**

DE / R-SR. / 6-3 / 260

CINCINNATI, OHIO / COLERAIN

- Has started at defensive end and recorded two sacks over the first four games.
- Finished with sack and a quarterback hurry at Pittsburgh.
- Totaled two TFLs, a forced fumble and a sack vs. ECU.
- Started the final 12 games at defensive end and appeared in all 13 contests in 2022, totaling 38 tackles, eight TFLs, three sacks, four passes defended, a forced fumble and a fumble recovery.
- Turned in five stops, 2.5 TFLs, 1.5 sacks and a forced fumble vs. Indiana in 2022.
- Recorded a TFL in each of the final three games in 2022 - at Temple, vs. Tulane and vs. Louisville in the 2022 Wasabi Bowl.

**CAREER DEFENSE STATISTICS**

SEASON	GP	SOLO	ASST	TOTAL	TFL	SACKS	INT	PD	FF	FR
2019	1	0	0	0	0	0	0	0	0	0
2020	5	0	5	5	0	0	0	0	0	0
2021	9	3	2	5	0	0	0	0	0	0
2022	13	16	22	38	8	3	0	4	1	1
2023	4	3	0	3	3	2	0	0	1	0
<b>TOTAL</b>	<b>32</b>	<b>22</b>	<b>29</b>	<b>51</b>	<b>11</b>	<b>5</b>	<b>0</b>	<b>4</b>	<b>2</b>	<b>1</b>

**CAREER HIGHS****TACKLES:** 7, vs. Navy 11/5/22**TACKLES FOR LOSS:** 2.5, vs. Indiana 9/24/22**SACKS:** 1.5, vs. Indiana 9/24/22**10 // BRYON THREATS**

S / JR. / 5-10 / 195

COLUMBUS, OHIO / COFFMAN


- Has started at safety and has forced three turnovers - two interceptions and one forced fumble - over the first four games.
- Finished with four tackles, two pass breakups and his first career forced fumble vs. Oklahoma.
- Posted an interception - fourth of his career - and six tackles with a sack vs. Miami (OH).
- Added seven tackles and a pass defended at Pittsburgh.
- Recorded two tackles and an interception vs. ECU.
- Played in all 13 games with 10 starts, totaling 58 tackles, four TFLs and two interceptions in 2022.
- Tallied a career-high nine tackles and recorded first career interception vs. Indiana and added a red-zone interception at Temple in 2022.
- Made six tackles in his first career start at Arkansas in 2022.
- Appeared in 12 games during the run to the 2021 College Football Playoff.

**CAREER DEFENSE STATISTICS**

SEASON	GP	SOLO	ASST	TOTAL	TFL	SACKS	INT	PD	FF	FR
2021	12	4	4	8	0	0	0	1	0	0
2022	13	37	21	58	4	1.5	2	2	0	0
2023	4	12	7	19	1	1	2	3	1	0
<b>TOTAL</b>	<b>29</b>	<b>53</b>	<b>32</b>	<b>85</b>	<b>5</b>	<b>2.5</b>	<b>4</b>	<b>6</b>	<b>1</b>	<b>0</b>

**CAREER HIGHS****TACKLES:** 9, vs. Indiana 9/24/22**TACKLES FOR LOSS:** 1, four times, last vs. Miami (OH) 9/16/23**SACKS:** 1, vs. Miami (OH) 9/16/23, 9/17/22**INTERCEPTIONS:** 1, four times, last vs. Miami (OH) 9/16/23

PLAYER PROFILES - DEFENSE



**4 // MALIK VANN**

DE / R-SR.\* / 6-3 / 268  
CINCINNATI, OHIO / FAIRFIELD


- Veteran defensive lineman who has saw action in all four games.
- Talled a pair of tackles with a sack vs. Miami (OH).
- Recorded two tackles and a half-sack at Pittsburgh.
- Started in the first two games at defensive end before going down with a season-ending pectoral injury in 2022.
- Entered his sixth season in 2023 with 90 tackles, 22 TFLs and nine sacks in 49 career games.
- Appeared in 12 games, starting nine, including the first eight games until he was slowed by an ankle injury in 2021.
- Talled 33 tackles, including 8.5 TFLs and 3.5 sacks with three pass breakups in 2021, where he recorded a career-high six tackles against Miami (OH) and Tulane.

**CAREER DEFENSE STATISTICS**

SEASON	GP	SOLO	ASST	TOTAL	TFL	SACKS	INT	PD	FF	FR
2018	12	1	7	8	1	1	0	0	0	0
2019	14	17	13	30	6.5	2.5	0	1	0	0
2020	9	12	4	16	5	2	0	0	0	0
2021	12	19	14	33	8.5	3.5	0	3	1	0
2022	2	3	0	3	1	0	0	0	0	0
2023	4	1	5	6	1.5	1.5	0	1	0	0
<b>TOTAL</b>	<b>53</b>	<b>53</b>	<b>43</b>	<b>96</b>	<b>23.5</b>	<b>10.5</b>	<b>0</b>	<b>5</b>	<b>1</b>	<b>0</b>

**CAREER HIGHS**

- TACKLES:** 6, vs. Tulane 10/30/21; vs. Miami (OH) 9/4/21  
**TACKLES FOR LOSS:** 2, vs. Tulane 10/30/21; vs. Miami (OH) 9/14/19  
**SACKS:** 2, vs. Miami (OH) 9/14/19



**15 // TAJ WARD**

DB / R-SR.\* / 6-0 / 195  
SOLON, OHIO / SOLON

- Has started all four games at safety and is second on the team with 23 tackles.
- Recorded a career-high nine tackles - six solo - with a career-high two TFLs vs. Oklahoma.
- Forced a fumble vs. Miami (OH) and at Pittsburgh - his first two career forced fumbles.
- Recorded four tackles with his first career forced fumble and recovery at Pittsburgh.
- Totaled a career-high six tackles with a half-sack vs. ECU.
- Played in 13 games and started in 11 at nickelback, totaling 20 tackles, an interception, four pass breakups and 2.5 TFLs in 2022.

**CAREER DEFENSE STATISTICS**

SEASON	GP	SOLO	ASST	TOTAL	TFL	SACKS	INT	PD	FF	FR
2018	4	1	0	1	0	0	0	0	0	0
2019	13	8	4	12	0	0	0	0	0	0
2020	9	5	2	7	0	0	0	0	0	0
2021	11	5	2	7	0	0	0	0	0	0
2022	13	12	8	20	2.5	0	1	4	0	0
2023	4	14	9	23	2.5	0.5	0	1	2	1
<b>TOTAL</b>	<b>54</b>	<b>40</b>	<b>25</b>	<b>70</b>	<b>5</b>	<b>0.5</b>	<b>1</b>	<b>5</b>	<b>2</b>	<b>1</b>

**CAREER HIGHS**

- TACKLES:** 9, vs. Oklahoma 9/23/23  
**TACKLES FOR LOSS:** 2, vs. Oklahoma 9/23/23  
**SACKS:** 0.5, vs. ECU 9/2/23  
**INTERCEPTIONS:** 1, vs. Indiana 9/24/22



**27 // KEN WILLIS**

STAR / R-FR. / 5-11 / 180  
CINCINNATI, OHIO / COLERAIN

- Started in the defensive back hybrid "star" position vs. Oklahoma - his first career start - in the absense of Deshawn Pace.
- Posted a career-high nine tackles with a TFL vs. Oklahoma.
- Redshirted in 2022.
- A consensus three-star prospect from one of Cincinnati's top prep programs, Colerain High School.

**CAREER DEFENSE STATISTICS**

SEASON	GP	SOLO	ASST	TOTAL	TFL	SACKS	INT	PD	FF	FR
2022	1	0	0	0	0	0	0	0	0	0
2023	4	5	6	11	1	0	0	0	0	0
<b>TOTAL</b>	<b>5</b>	<b>5</b>	<b>6</b>	<b>11</b>	<b>1</b>	<b>0</b>	<b>0</b>	<b>0</b>	<b>0</b>	<b>0</b>

**CAREER HIGHS**

- TACKLES:** 9, vs. Oklahoma, 9/23/23



**1 // JORDAN YOUNG**

CB / R-SO. / 6-0 / 195  
TAMPA, FLA. / GAITHER / FLORIDA

- Has started all four games at cornerback.
- Posted three tackles and a pass breakup vs. Oklahoma.
- Totaled a career-high five tackles vs. Miami (OH).
- Appeared in 13 games over two seasons at Florida from 2021-22.
- Talled 10 tackles, a pass defended and a blocked kick in 10 games in 2022.
- Finished his Florida career with four tackles and a blocked kick vs. Oregon State in the 2022 Las Vegas Bowl.

**CAREER DEFENSE STATISTICS**

SEASON	GP	SOLO	ASST	TOTAL	TFL	SACKS	INT	PD	FF	FR
2021 (UF)	3	1	0	1	0	0	0	0	0	0
2022 (UF)	10	4	6	10	0	0	0	1	0	0
2023	4	4	4	8	0	0	0	3	0	0
<b>TOTAL</b>	<b>17</b>	<b>9</b>	<b>10</b>	<b>19</b>	<b>0</b>	<b>0</b>	<b>0</b>	<b>4</b>	<b>0</b>	<b>0</b>

**CAREER HIGHS**

- TACKLES:** 5, vs. Miami (OH) 9/16/23

PLAYER PROFILES - SPECIAL TEAMS



**47 // RORY BELL**

K / R-JR. / 5-10 / 185  
WILMINGTON, OHIO / WILMINGTON / TEMPLE

- Started as the kickoff specialist through the first four games, averaging 61.2 yards per attempt with 10 touchbacks.
- Walked on at Temple, where he played from 2020-22 and served as the Owls' primary kickoff specialist each of the last two seasons.
- Drilled a career-high 55 yard field goal with Temple at Cincinnati, the longest field goal in the AAC in 2022 and the second longest in Owls' program history.



**33 // CARTER BROWN**

K / SO. / 6-0 / 205  
PEARLAND, TEXAS / DAWSON / ARIZONA STATE

- Connected on a career-long 54-yarder and a 40-yarder vs. Oklahoma. He is now 9-11 on field goal attempts of 40+ in his career - 4-4 at Cincinnati.
- His 54-yard FG against the Sooners was UC's longest since 2008 (T3rd at UC).
- Connected on 2-2 on field goal attempts and 3-3 on PATs at Pittsburgh.
- Nailed a 46-yard field goal and went 9-9 on PATs vs. ECU. The nine extra points made tied the second-most in a single game in program history.
- Made 11-of-14 field goal attempts, including a 5-of-7 from 40+, and connected on all 33 of his extra point attempts to finish with 61 points as a true freshman for Arizona State in 2022.
- Entered college as one of the nation's top kicking prospects, earning a three-star rating from 247Sports.

**CAREER FIELD GOAL STATISTICS**

SEASON	FG	PCT.	PAT	1-19	20-29	30-39	40-49	50+	LG	PTS
2022 (ASU)	11-14	78.6	33-33	0-0	3-4	3-3	4-6	1-1	53	66
2023	8-10	80.0	13-13	0-0	4-5	0-1	3-3	1-1	54	37
<b>TOTAL</b>	<b>19-24</b>	<b>79.2</b>	<b>46-46</b>	<b>0-0</b>	<b>7-9</b>	<b>3-4</b>	<b>7-9</b>	<b>2-2</b>	<b>54</b>	<b>103</b>

**CAREER HIGHS** \*At Arizona State (2022)

**FG MADE:** 4, vs. Northern Arizona 9/1/22\*  
**LONGEST FG MADE:** 54, vs. Oklahoma 9/23/22  
**PAT MADE:** 9, vs. ECU 9/2/23



**39 // BRYCE BURTON**

H/K / R-SR. / 5-10 / 200  
CINCINNATI, OHIO / PRINCETON

- Starting holder for 31 career games.
- Has held for kicker Carter Brown through three games in 2023, who is 13-13 on PATs and 8-10 on field goals.
- Special teams unit veteran and the primary holder for all 13 games in 2022.
- Kicked off twice vs. Louisville in the 2022 Wasabi Fenway Bowl for an average of 56.0 yard per attempt.
- Holder for all 14 games during 2021 College Football Playoff Championship run in 2021.



**31 // MASON FLETCHER**

P / JR. / 6-7 / 215  
MELBOURNE, AUSTRALIA / PROKICK

**2022 RAY GUY AWARD FINALIST**  
**2022 AAC SPECIAL TEAMS PLAYER OF THE YEAR, ALL-AAC FIRST TEAM**  
**2022 AP THIRD TEAM ALL-AMERICAN**

- Nine of his 12 attempts have been downed inside the 20.
- Punted four attempts vs. Oklahoma with a 48.3 average and a season-long of 57 yarder. He had two punts of 50-plus and tied a career-high three attempts downed inside the 20 to extend his career total to 55 punts inside the 20.
- His two attempts vs. Miami (OH) were both downed inside the 20.
- Placed three punts inside the 20 at Pittsburgh.
- Named to the preseason watch list for the 2023 Ray Guy Award after being one of three finalists in 2022.
- Selected as preseason All-Big 12 and preseason All-America by Sporting News, Phil Steele and Athlon Sports.
- Ranked fourth with a 46.2 average in 2022 and boasts the top average from last season of any returning punter nationally.
- Named 2022 AAC Special Team Player of the Year and All-AAC First Team and helped Cincinnati rank second nationally in net punting at 44.35.
- Totaled 14 punts of 50-plus yards and 29 punts downed inside the 20 in 2022.
- Set program and AAC records with his 84-yard punt at SMU.
- Had two punts inside the 10 at Arkansas in 2021, punting against his brother, Max.

**CAREER PUNTING STATISTICS**

SEASON	NO	YDS	AVG	LONG	120	50+	BL
2021	50	2147	42.9	54	17	5	0
2022	63	2913	46.8	84	29	14	0
2023	12	524	43.7	57	9	3	0
<b>TOTAL</b>	<b>125</b>	<b>5584</b>	<b>44.7</b>	<b>84</b>	<b>55</b>	<b>22</b>	<b>0</b>

**CAREER HIGHS**

**PUNT ATTEMPTS:** 8, vs. Indiana 9/24/22  
**PUNT YARDS:** 373, vs. Indiana 9/24/22  
**LONGEST PUNT:** 84, at SMU 10/22/22  
**PUNT AVERAGE:** 65.0, at SMU 10/22/22  
**PUNTS INSIDE THE 20:** 3, seven times last vs. Oklahoma 9/23/23



**96 // CAYSON PFEIFFER**

LS / R-SR.\* / 6-0 / 220  
COLUMBUS, OHIO / DUBLIN SCIOTO

- Starting long snapper for four straight seasons and 41 career games.
- Snapped in all four games.
- Played in all 13 games and snapped on all 45 PAT attempts, 23 field goal attempts and 62 punts as key part of one of the nation's top special teams units in 2022.
- Snapped for Ray Guy Finalist and AAC Special Teams Player of the Year Mason Fletcher and Second Team All-AAC kicker Ryan Coe in 2022.
- Primary long snapper for the second-straight AAC title and College Football Playoff run in 2021, playing all 14 games where he snapped on all 69 PATs, 19 field-goal attempts and 49 punts.

2023 CINCINNATI FOOTBALL

STARTERS

OFFENSE	LT	LG	C	RG	RT	TE	WR	WR	WR	QB	RB
EKU	Williams	Tinsley	Radosevich	Kandra	Buford	Singletary	Metayer (TE)	Henderson	Wiggins	Jones	Kiner
PITT	Williams	Tinsley	Gerhardt	Kandra	Buford	Singletary	Metayer (TE)	Henderson	Wiggins	Jones	Kiner
MIAMI (OH)	Williams	Tinsley	Gerhardt	Kandra	Buford	Singletary	B. Smith	Henderson	Wiggins	Jones	Kiner
OKLAHOMA	Williams	Tinsley	Gerhardt	Kandra	Buford	Singletary	B. Smith	Henderson	Wiggins	Jones	Kiner
BYU											
IOWA ST											
BAYLOR											
OK ST											
UCF											
HOUSTON											
WVU											
KANSAS											

DEFENSE	DE	DT	DE	OLB	ILB	ILB	STAR	CB	CB	S	S
EKU	Briggs	Corleone	Phillips	Grzesiak	Jones	Dingle	Pace	Young	Anderson Jr.	Ward	Threats
PITT	Briggs	Corleone	Phillips	Grzesiak	Jones	Dingle	Pace	Young	Harris	Ward	Threats
MIAMI (OH)	Briggs	Corleone	Phillips	Grzesiak	Jones	Dingle	Pace	Young	Harris	Ward	Threats
OKLAHOMA	Briggs	Corleone	Phillips	Grzesiak	Jones	Dingle	Willis	Young	Harris	Ward	Threats
BYU											
IOWA ST											
BAYLOR											
OK ST											
UCF											
HOUSTON											
WVU											
KANSAS											

START CHART

	2023	CAR.	CONS.		2023	CAR.	CONS.
Sammy Anderson Jr., CB	1	2	0	Donovan Ollie, WR	0	24	0
Jowon Briggs, DL	4	36	21	Deshawn Pace, DB	3	15	0
Deondre Buford, OL	4	6	4	Eric Phillips, DL	4	14	14
Sterling Berkhalter, WR	0	13	0	Trevor Radosevich, OL	1	21	0
Dontay Corleone, DL	4	5	4	Payten Singletary, TE	4	5	4
Jack Dingle, LB	4	4	4	Braden Smith, WR	2	10	2
Gavin Gerhardt, OL	3	16	3	Bryon Threats, DB	4	14	8
Daniel Grzesiak, OLB	4	17	17	Dartanyan Tinsley, OL	4	4	4
Xzavier Henderson, WR	4	17	4	Malik Vann, DE	0	12	0
Jalen Hunt, DL	0	5	0	Taj Ward, DB	4	16	8
Dion Hunter, LB	0	6	0	Phillip Wilder, OL	0	9	0
Emory Jones, QB	4	24	4	John Williams, OL	4	7	4
Dorian Jones, LB	4	10	4	Ken Willis, DB	1	1	1
Luke Kandra, OL	4	6	4	Dee Wiggins, WR	4	26	4
Corey Kiner, RB	4	4	4	Ethan Wright, RB	0	1	0
Chamon Metayer	2	2	0	Jordan Young, CB	4	4	4
Ryan Montgomery, RB	0	1	0				

## 2023 CINCINNATI FOOTBALL

### THE LAST TIME

#### SCORING

Scored 30 or more points	66 vs. ECU (09/02/23)
Scored 40 or more points	66 vs. ECU (09/02/23)
Scored 50 or more points	66 vs. ECU (09/02/23)
Scored 60 or more points	66 vs. ECU (09/02/23)
Scored 70 or more points	72 vs. Austin Peay (09/03/11)

#### TOTAL OFFENSE

Had more than 400 total yards	538 vs. Miami (Ohio) (09/16/23)
Had more than 450 total yards	538 vs. Miami (Ohio) (09/16/23)
Had more than 500 total yards	538 vs. Miami (Ohio) (09/16/23)
Had more than 550 total yards	667 vs. ECU (09/02/23)
Had more than 600 total yards	667 vs. ECU (09/02/23)
Had more than 650 total yards	667 vs. ECU (09/02/23)
Had more than 700 total yards	741 vs. Alabama A&M (09/15/18)

#### RUSHING OFFENSE

Rushed for 150 or more yards	273 vs. Miami (Ohio) (09/16/23)
Rushed for 200 or more yards	273 vs. Miami (Ohio) (09/16/23)
Rushed for 250 or more yards	273 vs. Miami (Ohio) (09/16/23)
Rushed for 300 or more yards	349 vs. UCF (10/14/21)
Rushed for 350 or more yards	409 vs. Alabama A&M (09/15/18)
Rushed for 400 or more yards	409 vs. Alabama A&M (09/15/18)

#### PASSING OFFENSE

Passed for 250 or more yards	265 vs. Miami (Ohio) (09/16/23)
Passed for 300 or more yards	438 vs. ECU (09/02/23)
Passed for 350 or more yards	438 vs. ECU (09/02/23)
Passed for 400 or more yards	438 vs. ECU (09/02/23)
Passed for 450 or more yards	523 @ Houston (11/07/15)
Passed for 500 or more yards	523 @ Houston (11/07/15)
Passed for 600 or more yards	620 @ Memphis (09/24/15)

#### SCORING DEFENSE

Allowed 0 points	0 vs. Navy (11/03/18)
Allowed 3 or fewer points	3 @ Temple (11/19/22)
Allowed 7 or fewer points	3 @ Temple (11/19/22)
Allowed 10 or fewer points	3 @ Temple (11/19/22)
Allowed 14 or fewer points	13 vs. ECU (09/02/23)

#### TOTAL DEFENSE

Allowed fewer than 75 total yards	53 vs. Kansas (09/20/97)
Allowed fewer than 100 total yards	87 @ Miami OH (09/21/13)
Allowed fewer than 125 total yards	87 @ Miami OH (09/21/13)
Allowed fewer than 150 total yards	129 @ UConn (11/22/14)
Allowed fewer than 175 total yards	164 vs. Boston College (01/02/20)
Allowed fewer than 200 total yards	183 vs. Miami (OH) (09/17/22)
Allowed fewer than 225 total yards	202 @ Temple (11/19/22)
Allowed fewer than 250 total yards	202 @ Temple (11/19/22)

#### RUSHING DEFENSE

Allowed 0 or fewer yards	-3 @ Miami OH (10/01/11)
Allowed 25 or fewer yards	5 vs. Memphis (10/31/20)
Allowed 50 or fewer yards	36 at Tulsa (10/01/22)
Allowed 75 or fewer yards	36 at Tulsa (10/01/22)
Allowed 100 or fewer yards	83 at Pitt (09/09/23)

#### PASSING DEFENSE

Allowed 0 passing yards	-1 vs. Xavier (10/09/71)
Allowed 50 or fewer yards	47 vs. Navy (11/03/18)
Allowed 100 or fewer yards	84 vs. Navy (11/05/22)
Allowed 150 or fewer yards	139 vs. South Florida (10/08/22)
Allowed 175 or fewer yards	139 vs. South Florida (10/08/22)
Allowed 200 or fewer yards	179 at Pitt (09/09/23)

#### SPECIAL SITUATIONS

Scored on the first play from scrimmage	Scott 53-yard pass from Ridder vs. SMU (11/20/21)
Had a game-winning field goal	Ryan Coe, 21 yards vs. ECU (11/11/22)
Kicked a 50-yard field goal	Carter Brown, 54 yards vs. Oklahoma (09/23/23)
UC shutout its opponent	vs. Navy (11/03/18, W, 42-0)
UC was shutout	@ No. 5 Ohio State (09/07/19, L 42-0)
Converted a 2-point play	Chamon Metayer from Emory Jone vs. Miami (Ohio) (09/16/23)
A player scored on a pass, rush and rec. TD in same game	Desmond Ridder vs. SMU (11/20/21)

#### INDIVIDUAL RUSHING

Had a player rush for 100 or more yards	Ryan Montgomery 104, Emory Jones 101 vs. Miami (Ohio) (09/16/23)
Had a player rush for 150 or more yards	153 by Corey Kiner @ Pitt (09/09/23)
Had a player rush for 200 or more yards	212 by Mike Boone vs. USF (10/24/14)
Had a player rush for 225 or more yards	238 by Richard Hall vs. Miami OH (09/11/04)
Had two players rush for 100 or more yards	104 (R. Montgomery) & 101 (Jones) vs. Miami (OH) (09/16/23)
Had a player rush for 2 or more TDs	2 by Charles McClelland vs. South Florida (10/08/22)
Had a player rush for 3 or more TDs	4 by Jerome Ford vs. UCF (10/14/21)
Had a player rush for 4 or more TDs	4 by Jerome Ford vs. UCF (10/14/21)
Had a player rush for 5 or more TDs	6 by Ike Stewart vs. Transylvania (10/05/1912)

#### INDIVIDUAL PASSING

Had a player pass for 200 or more yards	235 by Emory Jones vs. Oklahoma (09/23/23)
Had a player pass for 250 or more yards	265 by Emory Jones vs. Miami (Ohio) (09/16/23)
Had a player pass for 300 or more yards	345 by Emory Jones vs. ECU (09/02/23)
Had a player pass for 350 or more yards	354 by Ben Bryant vs. Indiana (09/24/22)
Had a player pass for 400 or more yards	523 by Gunner Kiel @ Houston (11/07/15)
Had a player pass for 450 or more yards	523 by Gunner Kiel @ Houston (11/07/15)
Had a player pass for 500 or more yards	523 by Gunner Kiel @ Houston (11/07/15)
Had a player pass for 2 or more TDs	3 by Emory Jones @ Pitt (09/09/23)
Had a player pass for 3 or more TDs	5 by Emory Jones vs. ECU (09/02/23)
Had a player pass for 4 or more TDs	5 by Emory Jones vs. ECU (09/02/23)
Had a player pass for 5 or more TDs	5 by Emory Jones vs. ECU (09/02/23)
Had a player pass for 6 or more TDs	6 by Gunner Kiel vs. Toledo (09/12/14)
Had a player complete 20 passes	22 by Emory Jones vs. Oklahoma (09/23/23)
Had a player complete 30 passes	31 by Desmond Ridder at South Florida (11/12/21)
Had a player complete 35 passes	35 by Deontey Kenner @ Southern Miss (10/23/99)
Had a player complete 10 straight passes	10 by Emory Jones vs. ECU (09/03/23)
Had a player complete 12 straight passes	12 by Ben Bryant vs. Miami (OH) (09/17/22)
Had a player complete 10 straight passes to open game	10 by Emory Jones vs. ECU (09/03/23)
Had a player complete 12 straight passes to open game	12 by Ben Bryant vs. Miami (OH) (09/17/22)
Had a player throw 30 passes	34 by Emory Jones vs. Miami (Ohio) (09/16/23)
Had a player throw 35 passes	35 by Ben Bryant vs. Navy (11/05/22)
Had a player throw 40 passes	45 by Ben Bryant at UCF (10/29/22)
Had a player throw 45 passes	45 by Ben Bryant at UCF (10/29/22)
Had a player throw 50 passes	50 by Desmond Ridder @ SMU (10/27/18)

#### INDIVIDUAL RECEIVING

Had a player with 10 or more receptions in a game	12 by Xzavier Henderson vs. Miami (Ohio) (09/16/23)
Had a player with 11 or more receptions in a game	12 by Xzavier Henderson vs. Miami (Ohio) (09/16/23)
Had a player with 12 or more receptions in a game	12 by Xzavier Henderson vs. Miami (Ohio) (09/16/23)
Had a player with 13 or more receptions in a game	15 by Shaq Washington @ ECU (11/28/15)
Had a player with 14 or more receptions in a game	15 by Shaq Washington @ ECU (11/28/15)
Had a player with 15 or more receptions in a game	15 by Shaq Washington @ ECU (11/28/15)
Had a player receive 100 or more yards	Xzavier Henderson (140) vs. Miami (Ohio) (09/16/23)
Had a player receive 150 or more yards	Tyler Scott (185) vs. Indiana (09/24/22)
Had a player receive 200 or more yards	203 by Kahlil Lewis vs. ECU (11/23/18)
Had a player receive 250 or more yards	254 by Tom Rossley vs. Louisville (11/09/68)
Had a player receive for 2 or more TDs	2 by Tyler Scott vs. Navy (11/05/22)
Had a player receive for 3 or more TDs	3 by Tyler Scott vs. Indiana (09/24/22)

#### GAMES AGAINST RANKED TEAMS

Beat a top 25 team	No. 16 Houston, 35-20 (12/04/21)
Beat a top 10 team	@ No. 9 Notre Dame, 24-13 (10/02/21)
Beat a ranked opponent @ home	No. 16 Houston, 35-20 (12/04/21)
Beat a ranked opponent on the road	@ No. 9 Notre Dame, 24-13 (10/02/21)
Beat a ranked opponent @ a neutral site	vs. No. 25 vs. Virginia Tech (FedEx Field, 09/29/12)
Beat back-to-back ranked opponents	10/30/08-11/08/08 #24 USF & @ #20 West Virginia
Lost to a ranked opponent @ home	No. 16 Oklahoma, 6-20 (09/23/23)

#### RETURNS/SPECIAL TEAMS/DEFENSE

Returned a KO for a TD	Jadon Thompson, 100 yards vs. ECU (11/11/22)
Returned a Punt for a TD	Mardy Gilyard, 53 yards (9/12/09 vs. SEMO)
Had Two Interceptions	2 by Coby Bryant vs. USF (10/03/20)
Had Three Interceptions	3 by Mike Tyson @ Purdue (09/10/16)
Recorded a Safety	@ UCLA (09/01/18)
Returned an INT for a TD	Deshawn Pace, 18 yards vs. Tulsa (10/01/22)
Returned 2 INTs for TDs	D. Battle-30 yards & C. Cheatham-53 yards vs. Akron (9/17/11)
Recovered a fumble in endzone for a TD	Josiah Deguara @ Marshall (09/28/19)
Returned a fumble for a TD	Dominique Perry, 14 yards vs. Indiana (09/24/22)
Executed a successful onside kick	Kick by Miliano/Recovered by Morrison @ Rutgers (11/16/13)
Blocked a FG	Jowon Briggs on 25-yard attempt vs. Navy (11/05/22)
Blocked a PAT	Lorenz Metz vs. Temple (11/23/19 - fourth quarter)
Returned a blocked PAT for 2 points	Coby Bryant, 98 yards vs. Temple (11/23/19)
Blocked a punt	Ryan Royer at East Carolina (11/26/21)

## SINGLE-GAME TEAM OFFENSE

Most Points	124 vs. Transylvania (1912)
Most Touchdowns	14 vs. Transylvania (1912)
Most Rushing Attempts	83 vs. Louisiana-Monroe (1977)
Most Rushing Yards	464 vs. Case-Western Reserve (1953) 464 vs. Virginia Military Institute (1953)
Most Rushing Touchdowns	14 vs. Transylvania (1912)
Most Passing Attempts	64 at Memphis (2015)
Most Passes Completed	38 at Memphis (2015)
Most Passing Yards	620 at Memphis (2015)
Most Interceptions Thrown	6 vs. Xavier (1972)
Most Touchdown Passes	6 vs. Toledo (2014); vs. Illinois (2009)
Most Offensive Plays	100 at Memphis (2015)
Most Yards Total Offense	752 at Memphis (2015)
Most First Downs	38 at Memphis (2015); 38 vs. Austin Peay (2018)
Most Fumbles	15 vs. Louisville (1970)
Most Fumbles Lost	7 vs. Virginia Military Institute (1951)
Most Turnovers	9 vs. Xavier (1955) 9 vs. Hardin-Simmons (1955) 9 vs. Virginia Military Institute (1951)
Most Penalties	18 vs. Kansas State (1951)
Most Penalty Yards	176 vs. Louisville (1968)
Most Punts	13 vs. Pittsburgh (1981) 13 vs. Mississippi State (1948)
Most Punting Yards	510 vs. Louisville (1996)
Most Punt Return Yards	177 vs. Ohio (1949)
Most Kickoff Return Yards	295 vs. Memphis (1971)
Fewest Rushing Attempts	15 vs. Illinois (2009)
Fewest Rushing Yards	-23 vs. Rutgers (2005)
Fewest Passes Completed	0 vs. Dayton (1970)
Fewest Passing Yards	0 vs. Dayton (1970)
Fewest Yards Total Offense	46 vs. North Texas State (1959)
Fewest First Downs	3 vs. West Virginia (1989)
Fewest Penalties	1 five times vs. Rutgers (1994), vs. Louisville (1966), vs. Memphis (1966), vs. Army (1963), vs. Hawaii (1954)
Fewest Yards Penalized	4 vs. Memphis (1966)
Fewest Punts	0 vs. Miami (OH) (2008) 0 vs. Memphis (1998) 0 vs. Miami (OH) (1954)

## SINGLE-GAME TEAM DEFENSE

Fewest Rushing Attempts Allowed	17 vs. Dayton (1961)
Fewest Rushing Yards Allowed	-46 vs. Kansas (1997)
Fewest Passing Attempts	1 vs. Boston College (1964)
Fewest Pass Completions Allowed	0 six times vs. Louisville (1974), vs. Ohio (1973), vs. Boston College (1964), vs. Indiana (1963), vs. Ohio (1949)
Fewest Passing Yards Allowed	-1 vs. Xavier (1971)
Fewest Yards Total Offense Allowed	18 vs. Louisiana-Lafayette (1973)
Most Points Allowed	81 vs. Penn State (1991)
Most Rushing Attempts Allowed	86 vs. West Virginia (1969)
Most Rushing Yards Allowed	539 vs. Northern Illinois (1989)
Most Passing Attempts Allowed	67 vs. Louisville (1997)
Most Pass Completions Allowed	37 vs. East Carolina (1997)
Most Passing Yards Allowed	482 vs. Florida (2010)
Most Yards Total Defense Allowed	742 vs. Louisville (1998)
Most Passes Intercepted	7 vs. Kansas State (1951)
Most Interception Return Yards	162 vs. Dayton (1956)
Most Turnovers Forced	8 vs. Rice (1974)

## SINGLE-GAME INDIVIDUAL OFFENSE

Rushing Attempts	45 by Steve Cowan vs. Ohio (1970)
Rushing Yards	306 by Bob Hynes vs. Case Western Reserve (1923)
Yards Per Rush	29.5 by Mike Boone at Miami (OH) (4 carries, 118 yards) (2015)
Rushing Touchdowns	6 by Ike Stewart vs. Transylvania (1912) 6 by Bob Heuck vs. Transylvania (1912)
Passing Attempts	59 by Deontey Kenner vs. Southern Miss (1999)
Passing Completions	35 by Deontey Kenner vs. Southern Miss (1999) 35 by Greg Cook vs. Ohio (1968)
Passing Yards	557 by Hayden Moore at Memphis (2015)
Passing Touchdowns	6 by Gunner Kiel (2014); by Tony Pike vs. Illinois (2009)
Interceptions Thrown	6 by Mike Shoemaker vs. Xavier (1972)
Receptions	15 by Shaq Washington at East Carolina (2015)
Receiving Yards	254 by Tom Rossley vs. Louisville (1968)
Yards Per Reception	73.7 by Chris Moore at Ohio State (3 receptions, 221 yards) (2014)
Receiving Touchdowns	3 by nine players, last by Tyler Scott vs. Indiana (2022)
All-Purpose Yards (Rsh., Rec. and Ret.)	381 by Mardy Gilyard at Pittsburgh (2009)
Total Yards	564 by Hayden Moore at Memphis (2015)
Total Points	51 by Ike Stewart vs. Transylvania (1912)
Touchdowns	8 by Ike Stewart vs. Transylvania (1912)
Extra Points Made	12 by Alonzo Weiss vs. Transylvania (1912)
Field Goals Made	5 by Ryan Coe at SMU (2022)
Punts	13 by Phil Peckich at Pittsburgh (1981)
Punting Yards	510 by Steve Smith at Louisville (1996)
Punting Average	65.0 by Mason Fletcher at SMU (3 punts) (2022)
Kickoff Returns	8 by Mardy Gilyard at Pittsburgh (2009) 8 by LaDaris Vann vs. East Carolina (1999)
Kickoff Return Yards	256 by Mardy Gilyard at Pittsburgh (2009)
Kickoff Returns For Touchdowns	1 by 20 players last by Mardy Gilyard at Pittsburgh (2009)
Punt Returns	7 by Mike Daniels vs. Western Carolina (2005) 7 by Tinker Keck vs. Kansas (1997) 7 by Charley Bland vs. Villanova (1973)
Punt Return Yards	161 by Gene Gibson vs. Ohio (1949)
Punt Return Touchdowns	2 by Tinker Keck vs. Louisville (1997) 2 by Gene Gibson vs. Ohio (1949)

## SINGLE-GAME INDIVIDUAL DEFENSE

Total Tackles	19 by Greg Blair at Louisville (10/26/12) * Frank Callicott vs. UAB (11/30/02) * Jeff Luc vs. Miami (Ohio) (9/20/14) *
Tackles For A Loss	5.5 by Brandon Mills vs. Rutgers (11/20/10) *
Sacks	4.0 by Alex Daniels at Miami (Ohio) (10/3/09) * Antwan Peek vs. Louisiana-Monroe (12/1/01) *
Forced Fumbles	3 by Antwan Peek vs. Louisiana Monroe (12/1/01) *
Fumble Recoveries	2 by Willis Edwards vs. Memphis (10/26/02) * Ivan Fields at Memphis (11/11/00) * Jeff Luc vs. USF (10/14/14) * Wes Richardson at NC State (9/16/10) *
Pass Break Ups	4 by Justin Harris at Pittsburgh (09/09/23) * Linden Stephens at Miami (Ohio) (9/16/17)) * Mike Mickens vs. Rutgers (11/18/06) * Zach Norton vs. Louisville (10/27/01) *
Interceptions	4 by Bob Hynes vs. Ohio Northern (1923)
Interception Return Yards	123 by Shawn Ferguson vs. Memphis (1998)
Interception Returns for Touchdowns	2 by Shawn Ferguson vs. Memphis (1998)
Blocked Kicks	2 by Connor Barwin at Marshall (10/3/08) * Antwan Peek vs. Miami (10/28/00) *

\* - Since 2000

# GAME-BY-GAME RECAPS

vs. EKU  
 SEPTEMBER 2, 2023  
 CINCINNATI, OHIO



	1	2	3	4	F
Eastern Kentucky	0	7	3	3	13
Cincinnati	21	21	10	14	66

**SCORING PLAYS**

- 1st 11:45 CIN Henderson, Xzavier 49 yd pass from Jones, Emory (Brown, Carter kick) 7-71, 03:09, EKU 0 - CIN 7
- 1st 06:52 CIN Wiggins, Dee 39 yd pass from Jones, Emory (Brown, Carter kick) 5-87, 02:07, EKU 0 - CIN 14
- 1st 01:41 CIN Jones, Emory 1 yd run (Brown, Carter kick) 9-80, 03:46, EKU 0 - CIN 21
- 2nd 11:47 CIN Singletary, Payten 1 yd pass from Jones, Emory (Brown, Carter kick) 4-77, 01:23, EKU 0 - CIN 28
- 2nd 07:17 CIN Jones, Emory 12 yd run (Brown, Carter kick) 8-65, 03:04, EKU 0 - CIN 35
- 2nd 05:08 EKU Brown, Hunter 17 yd pass from McKinney, Parker (Nations, Patrick kick) 4-74, 02:03, EKU 7 - CIN 35
- 2nd 00:49 CIN Smith, Braden 48 yd pass from Jones, Emory (Brown, Carter kick) 10-84, 04:14, EKU 7 - CIN 42
- 3rd 13:21 CIN Brown, Carter 46 yd field goal 4(- 9), 01:27, EKU 7 - CIN 45
- 3rd 08:12 EKU Nations, Patrick 42 yd field goal 4(- 7), 01:44, EKU 10 - CIN 45
- 3rd 02:42 CIN Turner, Aaron 6 yd pass from Jones, Emory (Brown, Carter kick) 11-75, 05:30, EKU 10 - CIN 52
- 4th 13:39 CIN Lichtenberg, Brady 4 yd run (Brown, Carter kick) 6-37, 02:39, EKU 10 - CIN 59
- 4th 06:30 EKU Nations, Patrick 43 yd field goal 13-49, 07:09, EKU 13 - CIN 59
- 4th 04:37 CIN Jackson Jr., Barry 65 yd pass from Lichtenberg, Brady (Brown, Carter kick) 4-75, 01:53, EKU 13 - CIN 66

	CIN	EKU
FIRST DOWNS	30	15
RUSHES-YARDS (NET)	44-229	32-125
PASSING YDS (NET)	438	177
Passes Att-Comp-Int.	23-27-0	13-25-2
TOTAL OFFENSE PLAYS-YARDS	71-667	57-302
Fumble Returns-Yards	0-0	0-0
Punt Returns-Yards	4-34	0-0
Kickoff Returns-Yards	2-42	6-118
Interception Returns-Yards	2-6	0-0
Punts (Number-Avg)	4-47	1-45
Fumbles-Lost	3-1	3-1
Penalties-Yards	7-55	7-42
Possession Time	31:46	28:14
Third-Down Conversions	10 of 14	3 of 11
Fourth-Down Conversions	2 of 2	0 of 1
Red-Zone Scores-Chances	6-6	2-2
Sacks By: Number-Yards	3-19	2-10

**RUSHING:** Cincinnati- KINER, Corey 13-105; MONTGOMERY, Myles 7-43; TURNER, Aaron 3-31; JONES, Emory 9-26; MONTGOMERY, Ryan 4-11; WRIGHT, Ethan 4-6; LICHTENBERG, Brady 1-4; DROGOSH, Brady 3-3  
 EKU- CARTER, Joshua 7-68; HERGOTT, Cameron 6-40; LATHAM, Brayden 7-21; SLOAN, Braedon 4-12; MAGLOIRE, Kyeandre 3(-1); MCKINNEY, Parker 5(-15)

**PASSING:** Cincinnati- JONES, Emory 19-23-0-345; LICHTENBERG, Brady 4-4-0-93.  
 EKU- MCKINNEY, Parker 13-24-2-177; HERGOTT, Cameron 0-1-0-0

**RECEIVING:** Cincinnati- HENDERSON, Xzavier 7-149; SMITH, Braden 4-72; JACKSON JR., Barry 1-65; WIGGINS, Dee 1-39; SCOTT, Chris 1-32; PRATER, Evan 3-31; MONTGOMERY, Ryan 1-25; TURNER, Aaron 3-14; WRIGHT, Ethan 1-10; SINGLETARY, Payten 1-1  
 EKU- SMITH, Jaden 5-81; BURBAGE, Jalen 2-30; BROWN, Hunter 2-20; MANNAN, Mena 1-16; MAGLOIRE, Kyeandre 1-13; SLOAN, Braedon 1-9; HENSLEY, Jackson 1-8

at Pittsburgh  
 SEPTEMBER 9, 2023  
 PITTSBURGH, PA.



	1	2	3	4	F
Cincinnati	10	10	7	0	27
Pittsburgh	7	0	0	14	21

**SCORING PLAYS**

- 1st 13:06 CIN Singletary 12 yd pass from Jones (Brown kick) 4-64, 01:24, CIN 7 - PITT 0
- 1st 8:57 CIN Brown 22 yd field goal 5-74, 2:20, CIN 10 - PITT 0
- 1st 4:17 PITT Mumpfield 5 yd pass from Jurkovec (Sauls kick) 10-75, 4:40, CIN 10 - PITT 7
- 2nd 13:20 CIN Kiner 7 yd rush (Brown kick) 7-76, 3:07, CIN 17 - PITT 7
- 2nd 0:05 CIN Brown 47 yd field goal 17-69, 8:11, CIN 20 - PITT 7
- 3rd 9:17 CIN Smith 21 yd pass from Jones (Brown kick) 4-36, 1:44, CIN 27 - PITT 7
- 4th 14:48 PITT Mumpfield 9 yd pass from Jurkovec (Sauls kick) 7-48, 2:06, CIN 27 - PITT 14
- 4th 11:53 PITT Bartholomew 16 yd pass from Jurkovec (Sauls kick) 4-86, 0:45, CIN 27 - PITT 21

	CIN	PITT
FIRST DOWNS	20	18
RUSHES-YARDS (NET)	42-216	29-83
PASSING YDS (NET)	155	179
Passes Att-Comp-Int.	19-27-1	10-32-0
TOTAL OFFENSE PLAYS-YARDS	69-371	61-262
Fumble Returns-Yards	0-0	0-0
Punt Returns-Yards	2-5	2-8
Kickoff Returns-Yards	1-15	2-28
Interception Returns-Yards	0-0	1-2
Punts (Number-Avg)	5-198	5-237
Fumbles-Lost	0-0	2-1
Penalties-Yards	7-90	5-35
Possession Time	26:32	25:17
Third-Down Conversions	6 of 16	5 of 14
Fourth-Down Conversions	2 of 2	2 of 3
Red-Zone Scores-Chances	3-3	3-3
Sacks By: Number-Yards	5-38	2-7

**RUSHING:** Cincinnati- KINER, Corey 20-153; TURNER, Aaron 2-22; JONES, Emory 11-17; WIGGINS, Dee 1-13; MONTGOMERY, Myles 3-13; MONTGOMERY, Ryan 3-6.  
 Pittsburgh- FLEMISTER, C'Bo 6-38; CARTER, Daniel 6-25; HAMMOND Jr., Rodney 6-21; JURKOVEC, Phil 10-38.

**PASSING:** Cincinnati- JONES, Emory 18-26-1-125; SMITH, Braden 1-1-0-30.  
 Pittsburgh- JURKOVEC, Phil 10-32-0-179.

**RECEIVING:** Cincinnati- SMITH, Braden 5-59; SINGLETARY 4-24; WIGGINS, Dee 3-52; METAYER, Chamon 2-7; KINER, Corey 2-2; HENDERSON, Xzavier 1-10; TURNER, Aaron 1-1; MONTGOMERY, Ryan 1-0.  
 Pittsburgh- MUMPFIELD, Konata 4-53; BARTHOLOMEW, Gavin 3-80; REYNOLDS, Daejon 2-36; JOHNSON, Karter 1-10.

vs. Miami (OH)  
 SEPTEMBER 16, 2023  
 CINCINNATI, OHIO



	1	2	3	4	OT	F
Miami (OH)	7	7	7	3	7	31
Cincinnati	10	3	3	8	0	24

**SCORING PLAYS**

- 1st 14:45 MIA Larvadain 79 yd pass from Gabbert (Nicholson kick) 1-79, 00:11, MIA 7 - CIN 0
- 1st 11:47 CIN Kiner 4 yd rush (Brown kick) 6-75, 2:58, MIA 7 - CIN 7
- 1st 1:40 CIN Brown 23 yd field goal 11-72, 4:48, MIA 7 - CIN 10
- 2nd 9:22 MIA Larvadain 17 yd pass from Gabbert (Nicholson kick) 12-69, 7:12, MIA 14 - CIN 10
- 2nd 1:52 CIN Brown 23 yd field goal 16-79, 7:23, MIA 14 - CIN 13
- 3rd 7:23 CIN Brown 23 yd field goal 11-62, 4:21, MIA 14 - CIN 16
- 3rd 3:01 MIA Davis 1 yd run (Nicholson kick) 9-75, 4:22, MIA 21 - CIN 16
- 4th 13:52 CIN Jones 17 yd run (Metayer pass) 11-75, 4:09, MIA 21 - CIN 24
- 4th 5:10 MIA Nicholson 20 yd field goal 7-88, 3:09, MIA 24 - CIN 24
- OT 0:00 MIA Wilkins Jr. 8 yd pass from Gabbert (Nicholson kick) 2-25, 0:00, MIA 31 - CIN 24

	CIN	MIA
FIRST DOWNS	30	16
RUSHES-YARDS (NET)	57-273	29-121
PASSING YDS (NET)	265	237
Passes Att-Comp-Int.	18-34-2	12-20-1
TOTAL OFFENSE PLAYS-YARDS	91-538	49-358
Fumble Returns-Yards	0-0	0-0
Punt Returns-Yards	2-0	0-0
Kickoff Returns-Yards	2-31	3-48
Interception Returns-Yards	1-33	2-25
Punts (Number-Avg)	2-88	4-208
Fumbles-Lost	1-0	1-1
Penalties-Yards	10-78	7-42
Possession Time	36:18	23:42
Third-Down Conversions	8 of 17	4 of 10
Fourth-Down Conversions	1 of 3	1 of 1
Red-Zone Scores-Chances	5-8	4-4
Sacks By: Number-Yards	2-12	2-9

**RUSHING:** Cincinnati- MONTGOMERY, Ryan 20-104; JONES, Emory 20-101; KINER, Corey 14-31; METAYER, Chamon 1-27; MONTGOMERY, Myles 1-8; PRATER, Evan 1-2.

Miami (OH)- GABBERT, Brett 9-75; AMOS, Rashad 8-18; LARVADAIN, Gage 4-13; TRACY, Kenny 3-10; MOZEE, Keyon 1-4; DAVIS, Kevin 2-3.

**PASSING:** Cincinnati- JONES, Emory 18-34-2-265.  
 Miami (OH)- GABBERT, Brett 12-20-1-237.

**RECEIVING:** Cincinnati- HENDERSON, Xzavier 12-140; WIGGINS, Dee 3-51; SMITH, Braden 1-37; SINGLETARY, Payten 1-32; PRATER, Evan 1-5  
 Miami (OH)- LARVADAIN, Gage 2-96; MARSHALL, Miles 3-54; TRACY, Javon 2-45; WILKINS JR., Joe 3-29; TRACY, Kenny 1-8; DAVIS, Kevin 1-5.



# GAME-BY-GAME RECAPS

vs. Oklahoma  
 SEPTEMBER 23, 2023  
 CINCINNATI, OHIO



	1	2	3	4	F
Oklahoma	7	3	7	3	20
Cincinnati	3	0	3	0	6

**SCORING PLAYS**

1st	7:39	CIN	Brown, Carter 40 yd field goal 9-37, 03:45, OU 0 - CIN 3
1st	00:34	OU	Anderson, Nick 5 yd pass from Gabriel, Dillon (Schmit, Zach kick) 6-66, 01:47, OU 7 - CIN 3
2nd	08:40	OU	Schmit, Zach 34 yd field goal 12-72, 04:51, OU 10 - CIN 3
3rd	08:22	CIN	Brown, Carter 54 yd field goal 12-49, 04:32, OU 10 - CIN 6
3rd	05:23	OU	Gabriel, Dillon 1 yd rush (Schmit, Zach kick) 9-75, 02:59, OU 17 - CIN 6
4th	10:59	OU	Schmit, Zach 30 yd field goal 9-67, 04:33, OU 20 - CIN 6

	CIN	OU
FIRST DOWNS .....	21	21
RUSHES-YARDS (NET).....	37-141	34-103
PASSING YDS (NET).....	235	322
Passes Att-Comp-Int.....	22-42-2	26-38-0
TOTAL OFFENSE PLAYS-YARDS.....	79-376	72-425
Fumble Returns-Yards.....	0-0	0-0
Punt Returns-Yards.....	2-2	1-7
Kickoff Returns-Yards.....	0-0	1-9
Interception Returns-Yards .....	0-0	2-0
Punts (Number-Avg).....	4-193	6-232
Fumbles-Lost.....	0-0	3-1
Penalties-Yards.....	2-20	8-53
Possession Time.....	32:25	27:35
Third-Down Conversions.....	3 of 15	6 of 16
Fourth-Down Conversions .....	1 of 4	1 of 1
Red-Zone Scores-Chances.....	0-2	4-5
Sacks By: Number-Yards.....	2-14	2-14

**RUSHING:** Cincinnati- JONES, Emory 15-42; KINER, Corey 10-39; MONTGOMERY, Myles 6-37; MONTGOMERY, Ryan 3-14; WRIGHT, Ethan 2-9.  
 OU- MAJOR, Marcus 15-63; GABRIEL, Dillon 11-23; WALKER, Tawee 5-15; FAROOQ, Jalil 2-3.

**PASSING:** Cincinnati- JONES, Emory 22-41-2-235; SMITH, Braden 0-1-1-0.  
 OU- GABRIEL, Dillon 26-38-0-322;

**RECEIVING:** Cincinnati- METAYER, Chamon 3-50; WIGGINS, Dee 6-45 ; HENDERSON, Xzavier 3-41; KINER, Corey 3-37; SMITH, Braden 3-30; PRATER, Evan 2-24; TURNER, Aaron 1-11; MONTGOMERY, Myles 1-(-3)

OU- ANTHONY, Andrel 7-117; STOOPS, Drake 6-45; FAROOQ, Jalil 2-45; ANDERSON, Nic 3-35; WALKER, Tawee 2-27; MAJOR, Marcus 2-18; FREEMAN, Gavin 2-9; GIBSON, Jayden 1-21; STOGNER, Austin 1-5.

## COMBINED STATISTICS

## Rushing

Player	gp	att	gain	loss	net	avg	td	lg	avg/g
Corey Kiner	4	57	339	11	328	5.8	2	68	82.0
Emory Jones	4	55	232	46	186	3.4	3	20	46.5
Ryan Montgomery	4	30	146	11	135	4.5	0	26	33.8
Myles Montgomery	4	17	95	0	95	5.6	0	16	23.8
Aaron Turner	4	5	56	3	53	10.6	0	25	13.3
Chamon Metayer	4	1	27	0	27	27.0	0	27	6.8
Ethan Wright	3	6	15	0	15	2.5	0	9	5.0
Dee Wiggins	4	1	13	0	13	13.0	0	13	3.3
Brady Lichtenberg	1	1	4	0	4	4.0	1	4	4.0
Brady Drogosh	1	3	8	5	3	1.0	0	8	3.0
Evan Prater	4	1	2	0	2	2.0	0	2	0.5
Team	4	2	0	2	-2	-1.0	0	0	-0.5
<b>Total</b>	<b>4</b>	<b>180</b>	<b>937</b>	<b>78</b>	<b>859</b>	<b>4.8</b>	<b>6</b>	<b>68</b>	<b>214.8</b>
<b>Opponents</b>	<b>4</b>	<b>124</b>	<b>557</b>	<b>125</b>	<b>432</b>	<b>3.5</b>	<b>2</b>	<b>38</b>	<b>108.0</b>

## Passing

Player	gp	effic	comp-att-int	pct	yds	td	lg	avg/g
Emory Jones	4	138.4	77-124-5	62.1	970	7	49	242.5
Brady Lichtenberg	1	377.8	4-4-0	100.0	93	1	65	93.0
Braden Smith	4	176.0	1-2-0	50.0	30	0	30	7.5
<b>Total</b>	<b>4</b>	<b>146.3</b>	<b>82-130-5</b>	<b>63.1</b>	<b>1093</b>	<b>8</b>	<b>65</b>	<b>273.3</b>
<b>Opponents</b>	<b>4</b>	<b>137.6</b>	<b>61-115-3</b>	<b>53.0</b>	<b>915</b>	<b>8</b>	<b>79</b>	<b>228.8</b>

## Receiving

Player	gp	no.	yds	avg	td	lg	avg/g
Xzavier Henderson	4	23	340	14.8	1	49	85.0
Braden Smith	4	13	198	15.2	2	48	49.5
Dee Wiggins	4	13	187	14.4	1	39	46.8
Evan Prater	4	6	60	10.0	0	14	15.0
Payten Singletary	4	6	57	9.5	2	32	14.3
Corey Kiner	4	5	39	7.8	0	16	9.8
Aaron Turner	4	5	26	5.2	1	11	6.5
Chamon Metayer	4	5	57	11.4	0	35	14.3
Ryan Montgomery	4	2	25	12.5	0	25	6.3
Ethan Wright	3	1	10	10.0	0	10	3.3
Chris Scott	4	1	32	32.0	0	32	8.0
Myles Montgomery	4	1	-3	-3.0	0	0	-0.8
Barry Jackson Jr.	3	1	65	65.0	1	65	21.7
<b>Total</b>	<b>4</b>	<b>82</b>	<b>1093</b>	<b>13.3</b>	<b>8</b>	<b>65</b>	<b>273.3</b>
<b>Opponents</b>	<b>4</b>	<b>61</b>	<b>915</b>	<b>15.0</b>	<b>8</b>	<b>79</b>	<b>228.8</b>

## Punt Returns

Player	no.	yds	avg	td	lg
Braden Smith	9	29	3.2	0	11
Ryan Montgomery	1	12	12.0	0	12
<b>Total</b>	<b>10</b>	<b>41</b>	<b>4.1</b>	<b>0</b>	<b>12</b>
<b>Opponents</b>	<b>3</b>	<b>15</b>	<b>5.0</b>	<b>0</b>	<b>11</b>

## Interceptions

Player	no.	yds	avg	td	lg
Byron Threats	2	39	19.5	0	33
Justin Harris	1	0	0.0	0	0
<b>Total</b>	<b>3</b>	<b>39</b>	<b>13.0</b>	<b>0</b>	<b>33</b>
<b>Opponents</b>	<b>5</b>	<b>27</b>	<b>5.4</b>	<b>0</b>	<b>25</b>

## Kick Returns

Player	no.	yds	avg	td	lg
Xzavier Henderson	4	72	18.0	0	26
D.J. Taylor	1	16	16.0	0	16
<b>Total</b>	<b>5</b>	<b>88</b>	<b>17.6</b>	<b>0</b>	<b>26</b>
<b>Opponents</b>	<b>12</b>	<b>203</b>	<b>16.9</b>	<b>0</b>	<b>29</b>

## Fumble Returns

Player	no.	yds	avg	td	lg
Taj Ward	1	0	0.0	0	0
Daniel Grzesiak	1	0	0.0	0	0
Deshawn Pace	1	0	0.0	0	0
Jack Dingle	1	0	0.0	0	0
<b>Total</b>	<b>4</b>	<b>0</b>	<b>0.0</b>	<b>0</b>	<b>0</b>
<b>Opponents</b>	<b>1</b>	<b>0</b>	<b>0.0</b>	<b>0</b>	<b>0</b>

## COMBINED STATISTICS

## Scoring

Player	td	fg	PAT				dpx	saf	pts
			kick	rush	rcv	pass			
Carter Brown	-	8-10	13-13	-	-	-	-	-	37
Emory Jones	3	-	-	-	-	1	-	-	18
Braden Smith	2	-	-	-	-	-	-	-	12
Payten Singletary	2	-	-	-	-	-	-	-	12
Corey Kiner	2	-	-	-	-	-	-	-	12
Xzavier Henderson	1	-	-	-	-	-	-	-	6
Aaron Turner	1	-	-	-	-	-	-	-	6
Brady Lichtenberg	1	-	-	-	-	-	-	-	6
Dee Wiggins	1	-	-	-	-	-	-	-	6
Barry Jackson Jr.	1	-	-	-	-	-	-	-	6
Chamon Metayer	-	-	-	-	1	-	-	-	2
<b>Total</b>	<b>14</b>	<b>8-10</b>	<b>13-13</b>	<b>0</b>	<b>1</b>	<b>1</b>	<b>0</b>	<b>0</b>	<b>123</b>
<b>Opponents</b>	<b>10</b>	<b>5-6</b>	<b>10-10</b>	<b>0</b>	<b>0</b>	<b>0</b>	<b>0</b>	<b>0</b>	<b>85</b>

## Field Goals

Player	fg	pct.	01-19	20-29	30-39	40-49	50-99	lg	blk
Carter Brown	8-10	80.0	0-0	4-5	0-1	3-3	1-1	54	1
<b>Opponents</b>	<b>5-6</b>	<b>83.3</b>	<b>0-0</b>	<b>1-1</b>	<b>2-2</b>	<b>2-3</b>	<b>0-0</b>	<b>43</b>	<b>0</b>

## FG Sequence

Team Name	Cincinnati	Opponents
Eastern Ky.	(46)	(42),(43)
Pittsburgh	(22),(47)	42
Miami (OH)	(28),(23),(23),35	(20)
Oklahoma	(40),26,(54)	(34),(30)

Numbers in (parentheses) indicate field goal was made

## Total Offense

Player	g	plays	rush	pass	total	avg/g
Emory Jones	4	179	186	970	1156	289.0
Corey Kiner	4	57	328	0	328	82.0
Ryan Montgomery	4	30	135	0	135	33.8
Brady Lichtenberg	1	5	4	93	97	97.0
Myles Montgomery	4	17	95	0	95	23.8
Aaron Turner	4	5	53	0	53	13.3
Braden Smith	4	3	0	30	30	7.5
Chamon Metayer	4	1	27	0	27	6.8
Ethan Wright	3	6	15	0	15	5.0
Dee Wiggins	4	1	13	0	13	3.3
Brady Drogosh	1	3	3	0	3	3.0
Evan Prater	4	1	2	0	2	0.5
Team	4	0	-2	0	-2	-0.5
<b>Total</b>	<b>4</b>	<b>310</b>	<b>859</b>	<b>1093</b>	<b>1952</b>	<b>488.0</b>
<b>Opponents</b>	<b>4</b>	<b>239</b>	<b>432</b>	<b>915</b>	<b>1347</b>	<b>336.8</b>

## Punting

Player	no.	yds	avg	lg	tb	fc	i20	50+	blk
Mason Fletcher	12	524	43.7	57	0	7	8	3	0
<b>Total</b>	<b>12</b>	<b>524</b>	<b>43.7</b>	<b>57</b>	<b>0</b>	<b>7</b>	<b>8</b>	<b>3</b>	<b>0</b>
<b>Opponents</b>	<b>19</b>	<b>865</b>	<b>45.5</b>	<b>63</b>	<b>1</b>	<b>2</b>	<b>7</b>	<b>5</b>	<b>0</b>

## Kickoffs

Player	no.	yds	avg	tb	ob	retn	net	ydln
Rory Bell	22	1346	61.2	11	0			
Nathan Hawks	4	253	63.3	2	0			
<b>Total</b>	<b>26</b>	<b>1599</b>	<b>61.5</b>	<b>13</b>	<b>0</b>	<b>12</b>	<b>40.2</b>	<b>24</b>
<b>Opponents</b>	<b>18</b>	<b>1157</b>	<b>64.3</b>	<b>11</b>	<b>0</b>	<b>5</b>	<b>41.5</b>	<b>23</b>

## TEAM STATISTICS

	UC	OPP
<b>Scoring</b>	<b>123</b>	<b>85</b>
Points per game	30.8	21.3
Points Off Turnovers	21	0
<b>First Downs</b>	<b>101</b>	<b>70</b>
Rushing	43	24
Passing	53	37
Penalty	5	9
<b>Rushing Yardage</b>	<b>859</b>	<b>432</b>
Yards gained rushing	937	557
Yards lost rushing	78	125
Rushing attempts	180	124
Average per rush	4.8	3.5
Average per game	214.8	108.0
TDs Rushing	6	2
<b>Passing Yardage</b>	<b>1093</b>	<b>915</b>
Comp-Att-Int	82-130-5	61-115-3
Average per pass	8.4	8.0
Average per catch	13.3	15.0
Average per game	273.3	228.8
TDs Passing	8	8
<b>Total offense</b>	<b>1952</b>	<b>1347</b>
Total plays	310	239
Average per play	6.3	5.6
Average per game	488.0	336.8
<b>Kick returns: #-Yards</b>	<b>5-88</b>	<b>12-203</b>
<b>Punt returns: #-Yards</b>	<b>10-41</b>	<b>3-15</b>
<b>Int returns: #-Yards</b>	<b>3-39</b>	<b>5-27</b>
<b>Kick return average</b>	<b>17.6</b>	<b>16.9</b>
<b>Punt return average</b>	<b>4.1</b>	<b>5.0</b>
<b>Int return average</b>	<b>13.0</b>	<b>5.4</b>
<b>Fumbles-Lost</b>	<b>4-1</b>	<b>9-4</b>
<b>Penalties-Yards</b>	<b>26-243</b>	<b>27-172</b>
Average per game	60.8	43.0
<b>Punts-Yards</b>	<b>12-524</b>	<b>19-865</b>
Average per punt	43.7	45.5
Net punt average	41.2	42.3
<b>Kickoffs-Yards</b>	<b>26-1599</b>	<b>18-1157</b>
Average per kick	61.5	64.3
Net kick average	40.2	41.5
<b>Time of possession / game</b>	<b>33:48</b>	<b>26:12</b>
<b>3rd-down conversion</b>	<b>27/62</b>	<b>18/51</b>
3rd-down pct	44%	35%
<b>4rd-down conversion</b>	<b>6/11</b>	<b>4/6</b>

## TEAM STATISTICS

	UC	OPP
4rd-down pct	55%	67%
<b>Sacks by-Yards</b>	<b>12-83</b>	<b>9-41</b>
<b>Misc Yards</b>	<b>0</b>	<b>0</b>
<b>Touchdowns scored</b>	<b>14</b>	<b>10</b>
<b>Field goals - attempts</b>	<b>8-10</b>	<b>5-6</b>
<b>On-Side kicks</b>	<b>0-0</b>	<b>0-0</b>
<b>Red-zone scores</b>	<b>(14-19) 74%</b>	<b>(13-14) 93%</b>
<b>Red-zone touchdowns</b>	<b>(9-19) 47%</b>	<b>(9-14) 64%</b>
<b>PAT-attempts</b>	<b>(13-13) 100%</b>	<b>(10-10) 100%</b>
<b>2-point conversion-attempts</b>	<b>(1-1) 100%</b>	<b>(0-0) 0%</b>
<b>Attendance</b>	<b>114579</b>	<b>49398</b>
Games / Avg per game	3/38193	1/49398
Neutral site games	-	0/0

### Score by Periods

Team	1st	2nd	3rd	4th	OT	TOT
Cincinnati	44	34	23	22	0	123
Opponents	21	17	17	23	7	85

## PARTICIPATION

##	Player	GP-GS	EKU	UP	Miami	OU
0	Jowon Briggs	4/4	START	START	START	START
0	Braden Smith	4/2	XXX	XXX	START	START
1	Jordan Young	4/4	START	START	START	START
2	Dontay Corleone	4/4	START	START	START	START
2	Dee Wiggins	4/4	START	START	START	START
3	Evan Prater	4/0	XXX	XXX	XXX	XXX
3	Deshawn Pace	3/3	START	START	START	...
4	Malik Vann	4/0	XXX	XXX	XXX	XXX
4	Ethan Wright	3/0	XXX	...	XXX	XXX
5	Emory Jones	4/4	START	START	START	START
5	D.J. Taylor	4/0	XXX	XXX	XXX	XXX
6	Dorian Jones	4/4	START	START	START	START
7	Sammy Anderson Jr.	1/1	START	...	...	...
7	Chamon Metayer	4/2	START	START	XXX	XXX
8	Xzavier Henderson	4/4	START	START	START	START
8	Isiah Cox	4/0	XXX	XXX	XXX	XXX
9	Daniel Grzesiak	4/4	START	START	START	START
9	Aaron Turner	4/0	XXX	XXX	XXX	XXX
10	Jack Perry	0/0	...	...	...	...
10	Bryon Threats	4/4	START	START	START	START
11	Donovan Ollie	4/0	XXX	XXX	XXX	XXX
11	Jayden Davis	0/0	...	...	...	...
12	Justin Harris	4/3	XXX	START	START	START
12	Brady Drogosh	1/0	XXX	...	...	...
12	Jacob Hoying	0/0	...	...	...	...
13	Kyree Moyston	0/0	...	...	...	...
14	Rayquan Adkins	3/0	...	XXX	XXX	XXX
14	Barry Jackson Jr.	3/0	XXX	...	XXX	XXX
15	Taj Ward	4/4	START	START	START	START
15	Will Kocher	0/0	...	...	...	...
16	Brady Lichtenberg	1/0	XXX	...	...	...
16	Jabril White	1/0	XXX	...	...	...
17	Joey Beljan	0/0	...	...	...	...
17	Brian Simms III	0/0	...	...	...	...
18	Trevor Carter	0/0	...	...	...	...
19	Tyler Gillison	3/0	XXX	XXX	...	XXX
20	Oliver Bridges	4/0	XXX	XXX	XXX	XXX
21	Corey Kiner	4/4	START	START	START	START
21	Kalen Carroll	1/0	XXX	...	...	...
22	Ryan Montgomery	4/0	XXX	XXX	XXX	XXX
22	Jonathan Thompson	4/0	XXX	XXX	XXX	XXX
23	Daved Jones Jr.	4/0	XXX	XXX	XXX	XXX
24	Todd Bumphis	3/0	XXX	...	XXX	XXX
25	Shaun Thomas	1/0	XXX	...	...	...
26	Myles Montgomery	4/0	XXX	XXX	XXX	XXX
27	Ken Willis	4/1	XXX	XXX	XXX	START
29	Manny Covey	0/0	...	...	...	...
30	Au'braylen Million	0/0	...	...	...	...
31	Mason Fletcher	4/0	XXX	XXX	XXX	XXX
32	James Camden	4/0	XXX	XXX	XXX	XXX
33	Carter Brown	4/0	XXX	XXX	XXX	XXX
33	CJ Doggette	1/0	XXX	...	...	...
34	Caleb Schmitz	3/0	...	XXX	XXX	XXX
35	Brady Young	0/0	...	...	...	...
36	Victor Dawson	0/0	...	...	...	...
37	Trevor Adams	1/0	XXX	...	...	...
38	Nijal Mooney	0/0	...	...	...	...
39	Bryce Burton	4/0	XXX	XXX	XXX	XXX
39	Cincear Lewis	0/0	...	...	...	...
40	Kamari Burns	0/0	...	...	...	...

##	Player	GP-GS	EKU	UP	Miami	OU
41	Quinn Staten	0/0	...	...	...	...
42	Dion Hunter	3/0	XXX	XXX	...	XXX
42	Stephan Byrd	1/0	XXX	...	...	...
43	George Udo	0/0	...	...	...	...
44	Jah-Mal Williams	4/0	XXX	XXX	XXX	XXX
45	Barak Faulk	3/0	XXX	XXX	...	XXX
46	Antwan Peek Jr.	4/0	XXX	XXX	XXX	XXX
47	Rory Bell	4/0	XXX	XXX	XXX	XXX
48	Weston Simmons	0/0	...	...	...	...
49	Jack Dingle	4/4	START	START	START	START
50	Jackson Bruscianelli	0/0	...	...	...	...
50	Evan Tengesdahl	0/0	...	...	...	...
51	Ben Blevins	0/0	...	...	...	...
52	Connor Ingram	0/0	...	...	...	...
53	Gavin Gerhardt	4/3	XXX	START	START	START
54	Dartanyan Tinsley	4/4	START	START	START	START
55	Mao Glynn II	0/0	...	...	...	...
56	Deondre Buford	4/4	START	START	START	START
57	Ryan Mullaney	4/0	XXX	XXX	XXX	XXX
58	Trevor Radosevich	1/1	START	...	...	...
61	Luke Dalton	0/0	...	...	...	...
62	Matt Mason	1/0	XXX	...	...	...
63	Nathan Hawks	1/0	XXX	...	...	...
66	Landon Fickell	0/0	...	...	...	...
67	Luke Kandra	4/4	START	START	START	START
69	Cam Jones	4/0	XXX	XXX	XXX	XXX
71	Judea Milon	0/0	...	...	...	...
74	Phillip Wilder	3/0	XXX	XXX	...	XXX
75	John Williams	4/4	START	START	START	START
76	Mitch Raifsnider	1/0	XXX	...	...	...
77	Jonathan Harder	4/0	XXX	XXX	XXX	XXX
78	Grant Edgington	0/0	...	...	...	...
79	Ethan Green	1/0	XXX	...	...	...
80	Chris Scott	4/0	XXX	XXX	XXX	XXX
81	Michael Mussari	0/0	...	...	...	...
82	Michael McCalmont	2/0	XXX	...	XXX	...
83	Ty Perkins	0/0	...	...	...	...
84	Sterling Berkhalter	1/0	XXX	...	...	...
85	Jair Thomas	1/0	XXX	...	...	...
85	Triston O'Brien	0/0	...	...	...	...
86	Lesley Andoh	1/0	XXX	...	...	...
87	Stanley Clyne	0/0	...	...	...	...
88	Payten Singletary	4/4	START	START	START	START
89	Jesse Meyer	0/0	...	...	...	...
90	Jalen Hunt	4/0	XXX	XXX	XXX	XXX
91	Drew Logan	0/0	...	...	...	...
92	Derrick Shepard Jr.	2/0	XXX	...	...	XXX
94	Keilan Smith	0/0	...	...	...	...
95	Justin Wodtly	4/0	XXX	XXX	XXX	XXX
96	Cayson Pfeiffer	4/0	XXX	XXX	XXX	XXX
96	Dominique Perry	2/0	XXX	...	...	XXX
97	Eric Phillips	4/4	START	START	START	START
99	Rob Jackson	3/0	XXX	...	XXX	XXX

## PASSING

#0 Braden Smith	Comp	Att	Int	Pct	Yards	TD	Long	Sacked	Effic.
Pittsburgh	1	1	0	100.0	30	0	30	0-0	352.0
Oklahoma	0	1	0	0.0	0	0	0	0-0	0.0
<b>Totals</b>	<b>1</b>	<b>2</b>	<b>0</b>	<b>50.0</b>	<b>30</b>	<b>0</b>	<b>30</b>	<b>0-0</b>	<b>176.0</b>

#5 Emory Jones	Comp	Att	Int	Pct	Yards	TD	Long	Sacked	Effic.
Eastern Ky.	19	23	0	82.6	345	5	49	2-10	280.3
Pittsburgh	18	26	1	69.2	125	2	21	3-8	127.3
Miami (OH)	18	34	2	52.9	265	0	37	2-9	106.6
Oklahoma	22	41	2	53.7	235	0	35	2-14	92.0
<b>Totals</b>	<b>77</b>	<b>124</b>	<b>5</b>	<b>62.1</b>	<b>970</b>	<b>7</b>	<b>49</b>	<b>9-41</b>	<b>138.4</b>

#16 Brady Lichtenberg	Comp	Att	Int	Pct	Yards	TD	Long	Sacked	Effic.
Eastern Ky.	4	4	0	100.0	93	1	65	0-0	377.8
<b>Totals</b>	<b>4</b>	<b>4</b>	<b>0</b>	<b>100.0</b>	<b>93</b>	<b>1</b>	<b>65</b>	<b>0-0</b>	<b>377.8</b>

## RUSHING & RECEIVING

### Rushing

Player	No-Yds/TD	EKU	UP	Miami	OU
Corey Kiner	57-328/2	13-105/0	20-153/1	14-31/1	10-39/0
Emory Jones	55-186/3	9-26/2	11-17/0	20-101/1	15-42/0
Ryan Montgomery	30-135/0	4-11/0	3-6/0	20-104/0	3-14/0
Myles Montgomery	17-95/0	7-43/0	3-7/0	1-8/0	6-37/0
Ethan Wright	6-15/0	4-6/0	DNP	-	2-9/0
Aaron Turner	5-53/0	3-31/0	2-22/0	-	-
Brady Drogosh	3-3/0	3-3/0	DNP	DNP	DNP
Chamon Metayer	1-27/0	-	-	1-27/0	-
Dee Wiggins	1-13/0	-	1-13/0	-	-
Brady Lichtenberg	1-4/1	1-4/1	DNP	DNP	DNP
Evan Prater	1-2/0	-	-	1-2/0	-
Braden Smith	1-0/0	-	-	-	1-0/0

### Receiving

Player	No-Yds/TD	EKU	UP	Miami	OU
Xzavier Henderson	23-340/1	7-149/1	1-10/0	12-140/0	3-41/0
Braden Smith	13-198/2	4-72/1	5-59/1	1-37/0	3-30/0
Dee Wiggins	13-187/1	1-39/1	3-52/0	3-51/0	6-45/0
Evan Prater	6-60/0	3-31/0	-	1-5/0	2-24/0
Payten Singletary	6-57/2	1-1/1	4-24/1	1-32/0	-
Chamon Metayer	5-57/0	-	2-7/0	-	3-50/0
Corey Kiner	5-39/0	-	2-2/0	-	3-37/0
Aaron Turner	5-26/1	3-14/1	1-1/0	-	1-11/0
Ryan Montgomery	2-25/0	1-25/0	1-0/0	-	-
Barry Jackson Jr.	1-65/1	1-65/1	DNP	-	-
Chris Scott	1-32/0	1-32/0	-	-	-
Ethan Wright	1-10/0	1-10/0	DNP	-	-
Myles Montgomery	1--3/0	-	-	-	1--3/0

## DEFENSE

##	Player	gp	Tackles				Sacks	Pass defense			Fumbles		blkd	
			ua	a	tot	tfl/yds		no-yds	int-yds	brup	qbh	fr-yds	ff	kick
6	Dorian Jones	4	11	15	26	2-9	1-6	.	1	.	.	.	.	
15	Taj Ward	4	14	9	23	2.5-4	0.5-1	.	1	.	1-0	2	.	
49	Jack Dingle	4	8	11	19	2.5-14	1-11	.	.	.	1-0	.	.	
10	Bryon Threats	4	12	7	19	1-5	1-5	2-39	3	.	.	1	.	
12	Justin Harris	4	11	7	18	.	.	1-0	5	1	.	.	.	
9	Daniel Grzesiak	4	8	9	17	2.5-13	1.5-10	.	1	1	1-0	1	.	
3	Deshawn Pace	3	7	7	14	1.5-4	0.5-2	.	1	2	1-0	.	.	
2	Dontay Corleone	4	7	6	13	4-24	2-18	.	.	1	.	.	.	
27	Ken Willis	4	5	6	11	1-1	.	.	.	.	.	.	.	
0	Jowon Briggs	4	3	5	8	2.5-6	1-1	.	.	1	.	.	.	
1	Jordan Young	4	4	4	8	.	.	.	3	.	.	.	.	
19	Tyler Gillison	3	2	4	6	1-5	.	.	.	.	.	.	.	
4	Malik Vann	4	1	5	6	1.5-11	1.5-11	.	1	.	.	.	.	
46	Antwan Peek Jr.	4	2	4	6	.	.	.	.	.	.	.	.	
42	Dion Hunter	3	2	4	6	0.5-0	.	.	.	1	.	.	.	
32	James Camden	4	1	4	5	.	.	.	.	.	.	.	.	
5	D.J. Taylor	4	1	3	4	.	.	.	.	.	.	.	.	
44	Jah-Mal Williams	4	1	3	4	.	.	.	.	.	.	.	.	
95	Justin Wodtly	4	.	3	3	.	.	.	1	1	.	.	.	
22	Jonathan Thompson	4	1	2	3	.	.	.	.	1	.	.	.	
97	Eric Phillips	4	3	.	3	3-22	2-18	.	.	2	.	1	.	
4	Ethan Wright	3	2	1	3	.	.	.	.	.	.	.	.	
20	Oliver Bridges	4	1	1	2	.	.	.	.	.	.	.	.	
99	Rob Jackson	3	.	2	2	0.5-1	.	.	.	.	.	.	.	
57	Ryan Mullaney	4	.	2	2	.	.	.	.	.	.	.	.	
24	Todd Bumphis	3	2	.	2	.	.	.	.	.	.	.	.	
16	Jabril White	1	.	1	1	.	.	.	.	.	.	.	.	
5	Emory Jones	4	1	.	1	.	.	.	.	.	.	.	.	
92	Derrick Shepard Jr.	2	.	1	1	.	.	.	.	.	.	.	.	
21	Kalen Carroll	1	.	1	1	.	.	.	.	.	.	.	.	
37	Trevor Adams	1	.	1	1	.	.	.	.	.	.	.	.	
26	Myles Montgomery	4	1	.	1	.	.	.	.	.	.	.	.	
22	Ryan Montgomery	4	.	1	1	.	.	.	.	.	.	.	.	
0	Braden Smith	4	1	.	1	.	.	.	.	.	.	.	.	
33	CJ Doggette	1	1	.	1	.	.	.	.	.	.	.	.	
96	Cayson Pfeiffer	4	.	1	1	.	.	.	.	.	.	.	.	
90	Jalen Hunt	4	.	.	.	.	.	.	.	1	.	.	.	
	<b>Totals</b>	<b>4</b>	<b>113</b>	<b>130</b>	<b>243</b>	<b>26-119</b>	<b>12-83</b>	<b>3-39</b>	<b>17</b>	<b>12</b>	<b>4-0</b>	<b>5</b>	<b>0</b>	<b>0</b>
	Opponents	4	139	218	357	25-81	9-41	5-27	10	13	1-0	2	1	0



## TEAM GAME-BY-GAME

Date	Opponent	Rushing				Receiving				Passing				Kick Returns				Punt Returns				tot off			
		no.	yds	td	lg	no.	yds	td	lg	cmp	att	int	yds	td	lg	no.	yds	td	lg	no.	yds		td	lg	
09/02/2023	Eastern Ky.	44	229	3	54	23	438	6	65	23-27-0				438	6	65	2	42	0	26	4	34	0	12	667
09/09/2023	at Pittsburgh	42	216	1	68	19	155	2	30	19-27-1				155	2	30	1	15	0	15	2	5	0	3	371
09/16/2023	Miami (OH)	57	273	2	27	18	265	0	37	18-34-2				265	0	37	2	31	0	16	2	0	0	0	538
09/23/2023	Oklahoma	37	141	0	20	22	235	0	35	22-42-2				235	0	35	0	0	0	0	2	2	0	2	376
<b>Cincinnati</b>		<b>180</b>	<b>859</b>	<b>6</b>	<b>68</b>	<b>82</b>	<b>1093</b>	<b>8</b>	<b>65</b>	<b>82-130-5</b>				<b>1093</b>	<b>8</b>	<b>65</b>	<b>5</b>	<b>88</b>	<b>0</b>	<b>26</b>	<b>10</b>	<b>41</b>	<b>0</b>	<b>12</b>	<b>1952</b>
<b>Opponents</b>		<b>124</b>	<b>432</b>	<b>2</b>	<b>38</b>	<b>61</b>	<b>915</b>	<b>8</b>	<b>79</b>	<b>61-115-3</b>				<b>915</b>	<b>8</b>	<b>79</b>	<b>12</b>	<b>203</b>	<b>0</b>	<b>29</b>	<b>3</b>	<b>15</b>	<b>0</b>	<b>11</b>	<b>1347</b>

### Cincinnati Averages

Games	Avg/ rush	Avg/ catch	Pass effic	KR avg	PR avg	All purpose avg/game	Total offense avg/game
4	4.8	13.3	146.3	17.6	4.1	530.0	488.0

Date	Opponent	Tackles				Sacks	Fumble	Pass Defense			blkd	PAT attempts			off			
		ua	a	total	tfl-yds	no-yds	ff	fr-yds	int-yds	qbh	brup	kick	kick	rush	rcv	saf	t/o	pts
09/02/2023	Eastern Ky.	32	36	68	7.0-32	3-19	2	1-0	2-6	1	2	0	9-9	0	0	0	14	66
09/09/2023	at Pittsburgh	26	24	50	8.0-46	5-38	1	1-0	0-0	6	9	0	3-3	0	0	0	7	27
09/16/2023	Miami (OH)	23	28	51	5.0-19	2-12	1	1-0	1-33	2	1	0	1-1	0	1	0	24	
09/23/2023	Oklahoma	32	42	74	6.0-22	2-14	1	1-0	0-0	3	5	0	0-0	0	0	0	6	
<b>Cincinnati</b>		<b>113</b>	<b>130</b>	<b>243</b>	<b>26.0-119</b>	<b>12-83</b>	<b>5</b>	<b>4-0</b>	<b>3-39</b>	<b>12</b>	<b>17</b>	<b>0</b>	<b>13-13</b>	<b>0</b>	<b>1</b>	<b>0</b>	<b>21</b>	<b>123</b>
<b>Opponents</b>		<b>139</b>	<b>218</b>	<b>357</b>	<b>25.0-81</b>	<b>9-41</b>	<b>2</b>	<b>1-0</b>	<b>5-27</b>	<b>13</b>	<b>10</b>	<b>1</b>	<b>10-10</b>	<b>0</b>	<b>0</b>	<b>0</b>	<b>0</b>	<b>85</b>

Date	Opponent	Punting										Field Goals			Kickoffs			
		no.	yds	avg	long	blkd	tb	fc	50+	120	md-att	long	blkd	no.	yds	avg	tb	ob
09/02/2023	Eastern Ky.	1	45	45.0	45	0	0	1	0	1	1-1	46	0	11	692	62.9	4	0
09/09/2023	at Pittsburgh	5	198	39.6	47	0	0	2	0	2	2-2	47	0	6	357	59.5	4	0
09/16/2023	Miami (OH)	2	88	44.0	52	0	0	2	1	2	3-4	28	1	6	365	60.8	3	0
09/23/2023	Oklahoma	4	193	48.3	57	0	0	2	2	3	2-3	54	0	3	185	61.7	2	0
<b>Cincinnati</b>		<b>12</b>	<b>524</b>	<b>43.7</b>	<b>57</b>	<b>0</b>	<b>0</b>	<b>7</b>	<b>3</b>	<b>8</b>	<b>8-10</b>	<b>54</b>	<b>1</b>	<b>26</b>	<b>1599</b>	<b>61.5</b>	<b>13</b>	<b>0</b>
<b>Opponents</b>		<b>19</b>	<b>865</b>	<b>45.5</b>	<b>63</b>	<b>0</b>	<b>1</b>	<b>2</b>	<b>5</b>	<b>7</b>	<b>5-6</b>	<b>43</b>	<b>0</b>	<b>18</b>	<b>1157</b>	<b>64.3</b>	<b>11</b>	<b>0</b>

## OPPONENT GAME-BY-GAME

Date	Opponent	Rushing				Receiving				Passing				Kick Returns				Punt Returns				tot off			
		no.	yds	td	lg	no.	yds	td	lg	cmp	att	int	yds	td	lg	no.	yds	td	lg	no.	yds		td	lg	
09/02/2023	Eastern Ky.	32	125	0	34	13	177	1	23	13-25-2				177	1	23	6	118	0	26	0	0	0	0	302
09/09/2023	at Pittsburgh	29	83	0	38	10	179	3	60	10-32-0				179	3	60	2	28	0	20	2	8	0	11	262
09/16/2023	Miami (OH)	29	121	1	26	12	237	3	79	12-20-1				237	3	79	3	48	0	29	0	0	0	0	358
09/23/2023	Oklahoma	34	103	1	19	26	322	1	49	26-38-0				322	1	49	1	9	0	9	1	7	0	7	425
<b>Opponents</b>		<b>124</b>	<b>432</b>	<b>2</b>	<b>38</b>	<b>61</b>	<b>915</b>	<b>8</b>	<b>79</b>	<b>61-115-3</b>				<b>915</b>	<b>8</b>	<b>79</b>	<b>12</b>	<b>203</b>	<b>0</b>	<b>29</b>	<b>3</b>	<b>15</b>	<b>0</b>	<b>11</b>	<b>1347</b>
<b>Cincinnati</b>		<b>180</b>	<b>859</b>	<b>6</b>	<b>68</b>	<b>82</b>	<b>1093</b>	<b>8</b>	<b>65</b>	<b>82-130-5</b>				<b>1093</b>	<b>8</b>	<b>65</b>	<b>5</b>	<b>88</b>	<b>0</b>	<b>26</b>	<b>10</b>	<b>41</b>	<b>0</b>	<b>12</b>	<b>1952</b>

### Opponents Averages

Games	Avg/ rush	Avg/ catch	Pass effc	KR avg	PR avg	All purpose avg/game	Total offense avg/game
4	3.5	15.0	137.6	16.9	5.0	398.0	336.8

Date	Opponent	Tackles				Sacks	Fumble		Pass Defense			blkd kick	PAT attempts			off			
		ua	a	total	tfl-yds		no-yds	ff	fr-yds	int-yds	qbh		brup	kick	rush	rcv	saf	t/o	pts
09/02/2023	Eastern Ky.	32	62	94	6.0-20	2-10	2	1-0	0-0	0	1	0	1-1	0	0	0	0	0	13
09/09/2023	at Pittsburgh	34	44	78	6.0-20	3-8	0	0-0	1-2	8	1	0	3-3	0	0	0	0	21	
09/16/2023	Miami (OH)	40	70	110	6.0-18	2-9	0	0-0	2-25	3	5	1	4-4	0	0	0	0	31	
09/23/2023	Oklahoma	33	42	75	7.0-23	2-14	0	0-0	2-0	2	3	0	2-2	0	0	0	0	20	
<b>Opponents</b>		<b>139</b>	<b>218</b>	<b>357</b>	<b>25.0-81</b>	<b>9-41</b>	<b>2</b>	<b>1-0</b>	<b>5-27</b>	<b>13</b>	<b>10</b>	<b>1</b>	<b>10-10</b>	<b>0</b>	<b>0</b>	<b>0</b>	<b>0</b>	<b>85</b>	
<b>Cincinnati</b>		<b>113</b>	<b>130</b>	<b>243</b>	<b>26.0-119</b>	<b>12-83</b>	<b>5</b>	<b>4-0</b>	<b>3-39</b>	<b>12</b>	<b>17</b>	<b>0</b>	<b>13-13</b>	<b>0</b>	<b>1</b>	<b>0</b>	<b>21</b>	<b>123</b>	

Date	Opponent	Punting										Field Goals			Kickoffs			
		no.	yds	avg	long	blkd	tb	fc	50+	i20	md-att	long	blkd	no.	yds	avg	tb	ob
09/02/2023	Eastern Ky.	4	188	47.0	52	0	0	0	1	1	2-2	43	0	4	257	64.3	2	0
09/09/2023	at Pittsburgh	5	237	47.4	59	0	1	0	2	1	0-1	0	0	4	253	63.3	3	0
09/16/2023	Miami (OH)	4	208	52.0	63	0	0	1	2	3	1-1	20	0	5	325	65.0	3	0
09/23/2023	Oklahoma	6	232	38.7	45	0	0	1	0	2	2-2	34	0	5	322	64.4	3	0
<b>Opponents</b>		<b>19</b>	<b>865</b>	<b>45.5</b>	<b>63</b>	<b>0</b>	<b>1</b>	<b>2</b>	<b>5</b>	<b>7</b>	<b>5-6</b>	<b>43</b>	<b>0</b>	<b>18</b>	<b>1157</b>	<b>64.3</b>	<b>11</b>	<b>0</b>
<b>Cincinnati</b>		<b>12</b>	<b>524</b>	<b>43.7</b>	<b>57</b>	<b>0</b>	<b>0</b>	<b>7</b>	<b>3</b>	<b>8</b>	<b>8-10</b>	<b>54</b>	<b>1</b>	<b>26</b>	<b>1599</b>	<b>61.5</b>	<b>13</b>	<b>0</b>

SCORING DRIVES

**SEPT. 2 EKU**

**SCORING PLAY**

	QTR	CLOCK	PLAYS	YDS	TIME
Henderson 49-yard pass from Jones	1	11:45	7	71	3:09
Wiggins 39-yard pass from Jones	1	6:52	5	87	2:07
Jones 1-yard run	1	1:41	9	80	3:46
Singletery 1-yard pass from Jones	2	11:47	4	77	1:23
Jones 12-yard run	2	7:17	8	65	3:04
Smith 48-yard pass from Jones	2	0:49	10	84	4:14
Brown 46-yard field goal	3	13:21	4	-9	1:27
Turner 6-yard pass from Jones	3	2:42	11	75	5:30
Lichtenberg 4-yard run	4	13:39	6	37	2:39
Jackson Jr. 65-yard pass from Lichtenberg	4	4:37	4	75	1:53

**SEPT. 9 PITTSBURGH**

**SCORING PLAY**

	QTR	CLOCK	PLAYS	YDS	TIME
Singletery 12-yard pass from Jones	1	13:06	4	64	1:24
Brown 22-yard field goal	1	8:57	5	74	2:20
Kiner 7-yard run	2	13:20	7	76	3:07
Brown 47-yard field goal	2	0:05	17	69	8:11
Smith 21-yard pass from Jones	3	9:17	4	36	1:44

**SEPT. 16 MIAMI (OH)**

**SCORING PLAY**

	QTR	CLOCK	PLAYS	YDS	TIME
Kiner 4-yard run	1	11:47	6	75	2:58
Brown 28-yard field goal	1	1:40	11	72	4:48
Brown 23-yard field goal	2	1:52	16	79	7:23
Brown 23-yard field goal	3	7:23	11	62	4:21
Jones 17-yard run	4	13:52	11	75	4:09

**SEPT. 23 OKLAHOMA**

**SCORING PLAY**

	QTR	CLOCK	PLAYS	YDS	TIME
Brown 40-yard field goal	1	7:39	9	37	3:45
Brown 54-yard field goal	3	8:22	12	49	4:32

**SEP. 29 BYU**

**SCORING PLAY**

	QTR	CLOCK	PLAYS	YDS	TIME
--	-----	-------	-------	-----	------

**OCT. 14 IOWA STATE**

**SCORING PLAY**

	QTR	CLOCK	PLAYS	YDS	TIME
--	-----	-------	-------	-----	------

**OCT. 21 BAYLOR**

**SCORING PLAY**

	QTR	CLOCK	PLAYS	YDS	TIME
--	-----	-------	-------	-----	------

**OCT. 28 OKLAHOMA STATE**

**SCORING PLAY**

	QTR	CLOCK	PLAYS	YDS	TIME
--	-----	-------	-------	-----	------

**NOV. 4 UCF**

**SCORING PLAY**

	QTR	CLOCK	PLAYS	YDS	TIME
--	-----	-------	-------	-----	------

**NOV. 11 HOUSTON**

**SCORING PLAY**

	QTR	CLOCK	PLAYS	YDS	TIME
--	-----	-------	-------	-----	------

**NOV. 18 WEST VIRGINIA**

**SCORING PLAY**

	QTR	CLOCK	PLAYS	YDS	TIME
--	-----	-------	-------	-----	------

**NOV. 25 KANSAS**

**SCORING PLAY**

	QTR	CLOCK	PLAYS	YDS	TIME
--	-----	-------	-------	-----	------

LONG PLAYS

LONG PLAYS (20-YARDS OR MORE)

YDS.	TYPE	PLAYER(S)	OPP.
68	Rush	Kiner rush middle	Pittsburgh
65*	Pass	Jackson Jr. from Lichtenberg	EKU
54	Rush	Kiner rush middle	EKU
49*	Pass	Henderson from Jones	EKU
48*	Pass	Smith from Jones	EKU
39*	Pass	Wiggins from Jones	EKU
37	Pass	Smith from Jones	Miami (OH)
35	Pass	Metayer from Jones	Oklahoma
32	Pass	Singletery from Jones	Miami (OH)
32	Pass	Scott from Jones	EKU
31	Pass	Henderson from Jones	EKU
30	Pass	Wiggins from Smith	Pittsburgh
29	Pass	Henderson from Jones	EKU
27	Rush	Metayer rush left	Miami (OH)
26	Rush	Montgomery R. rush middle	Miami (OH)
25	Pass	Montgomery R. from Jones	EKU
25	Rush	Turner jet sweep left	Pittsburgh
22	Pass	Henderson from Jones	Oklahoma
22	Pass	Henderson from Jones	Miami (OH)
21	Pass	Henderson from Jones	Miami (OH)
21*	Pass	Smith from Jones	Pittsburgh
20	Pass	Smith from Jones	Pittsburgh
20	Pass	Wiggins from Jones	Miami (OH)
20	Rush	Jones rush right	Oklahoma

\* Touchdown scored on play

# MILESTONE GAMES / LONGEST PLAYS ALL-TIME

## CURRENT PLAYERS SUPERLATIVES

### 300 YARDS PASSING

YDS	NAME	OPPONENT	DATE
464	Emory Jones*	Samford	11/13/21
<b>345</b>	<b>Emory Jones</b>	<b>EKU</b>	<b>9/2/23</b>

\*While at Florida

### 100 YARDS RUSHING

YDS	NAME	OPPONENT	DATE
<b>153</b>	<b>Corey Kiner</b>	<b>at Pittsburgh</b>	<b>9/10/23</b>
144	Emory Jones*	Tennessee	9/25/21
106	Corey Kiner	at Tulsa	10/1/23
<b>105</b>	<b>Corey Kiner</b>	<b>EKU</b>	<b>9/2/23</b>
104	Myles Montgomery	Kennesaw State	9/10/22
<b>104</b>	<b>Ryan Montgomery</b>	<b>Miami (OH)</b>	<b>9/17/23</b>
<b>101</b>	<b>Emory Jones</b>	<b>Miami (OH)</b>	<b>9/17/23</b>

\*While at Florida

### 100 YARDS RECEIVING

YDS	NAME	OPPONENT	DATE
<b>149</b>	<b>Xzavier Henderson</b>	<b>EKU</b>	<b>9/2/23</b>
<b>140</b>	<b>Xzavier Henderson</b>	<b>Miami (OH)</b>	<b>9/17/23</b>
110	Xzavier Henderson*	vs. Georgia	10/29/22

\*While at Florida

## LONGEST PLAYS

### ALL PLAYS

1.	100 (KR)	Jadon Thompson vs. ECU (TD).....	2022
	100 (KR)	Darrin Williams vs. SEMO (TD).....	2009
	100 (KR)	Mardy Gilyard at West Virginia (TD).....	2008
	100 (KR)	Walter Heuck vs. Denison (TD).....	1910
5.	99 (KR)	Tre Tucker at Indiana (TD).....	2021
	99 (KR)	Mardy Gilyard at Pittsburgh (TD).....	2009
	99 (KR)	Keith Jenkins vs. Houston (TD).....	1975
8.	98 (PR)	Errol Prisyb vs. North Texas State (TD).....	1963
	96 (I)	Bob Del Rosa vs. Oklahoma State (TD).....	19589
10.	95 (P)	Greg Cook to Tom Rossley vs. Louisville (TD).....	1968
11.	92 (FdB/R)	Deluan Gossett vs. Tulane (TD).....	1998
12.	91 (R)	Desmond Ridder at SMU (TD).....	2020
	91 (P)	Eric Vibberts to James Scott vs. ECU (TD).....	1994
	91 (R)	Joe Miller vs. Xavier (TD).....	1953

### RUSHING

1.	91	Desmond Ridder @ SMU (TD).....	2020
	91	Joe Miller vs. Xavier (TD).....	1953
2.	84	Hosey Williams vs. UConn.....	2015
3.	81	Michael Warren II (TD) vs. Tulane.....	2018
	80	Isaiah Pead vs. Miami (OH) (TD).....	2010
	80	Allen Harvin vs. Miami (OH).....	1982
	80	Art Bailey vs. Southern Miss (TD).....	1977
	80	Bill Bailey vs. Kansas State (TD).....	1965
	80	Dick Goist vs. William & Mary (TD).....	1953
8.	79	Jerome Ford vs. Houston (TD).....	2021
	79	Jerome Ford vs. UCF (TD).....	2021
	79	Kahlil Lewis at Purdue.....	2016
	79	Richard Hall vs. Miami (OH).....	2004
	79	Reggie Harrison vs. Louisville (TD).....	1972

### PASSING

1.	95	Greg Cook to Tom Rossley vs. Louisville (TD).....	1968
2.	91	Eric Vibberts to James Scott vs. ECU (TD).....	1994
3.	88	Gunner Kiel to Mekale McKay vs. Temple (TD).....	2015
4.	83	Gunner Kiel to Chris Moore at Ohio State (TD).....	2014
	83	Brendon Kay to Travis Kelce vs. Duke (TD).....	2012
	83	Nick Davila to Brent Celek vs. Rutgers (TD).....	2006
7.	82	Hayden Moore to Devin Gray at Tulsa (TD).....	2016
	82	Eric Vibberts to Robert Tate vs. Kansas (TD).....	1995
	82	Brig Owens to Errol Prisyb vs. Dayton (TD).....	1964
10.	81	Desmond Ridder to Tyler Scott vs. Miami (OH) (TD).....	2021
	81	Zach Collaros to Armon Binns at Syracuse (TD).....	2009

### FIELD GOALS

1.	58	Jon Bacon vs. Miami (OH).....	1994
2.	55	Jake Rogers vs. Oregon State.....	2007
3.	<b>54</b>	<b>Carter Brown vs. Oklahoma</b> .....	<b>2023</b>
	54	Jake Rogers at Connecticut.....	2008
	54	Dan Shepherd vs. Tulsa.....	1975
6.	53	Jake Rogers at Hawai'i.....	2008
	53	Sal Casola vs. Memphis.....	1973
8.	52	Ryan Coe at SMU.....	2022
	52	Alex Bales vs. Navy.....	2021
10.	51	Andrew Gantz vs. Miami (Fla.).....	2015
	51	Steve Schultz vs. Miami (OH).....	1976
12.	50	Cole Smith vs. Tulsa.....	2019
	50	Andrew Gantz at East Carolina.....	2015
	50	Jake Rogers vs. Rutgers.....	2008
	50	Eric Richards vs. Southern Miss.....	1997
	50	Phil Insalaco vs. Miami (OH).....	1988

### KICKOFF RETURN

1.	100	Jadon Thompson vs. ECU (TD).....	2022
	100	Darrin Williams vs. SEMO (TD).....	2009
	100	Mardy Gilyard at West Virginia (TD).....	2008
	100	Walter Heuck vs. Denison (TD).....	1910
3.	99	Tre Tucker vs. Indiana (TD).....	2021
	99	Mardy Gilyard at Pittsburgh (TD).....	2009
	99	Keith Jenkins vs. Houston (TD).....	1975

### PUNT RETURN

1.	98	Errol Prisyb vs. North Texas State (TD).....	1963
2.	85	Dom Del Bene vs. Hardin-Simmons (TD).....	1951
3.	84	Joe Morrison vs. Marquette (TD).....	1956
4.	78	Tinker Keck vs. Louisville (TD).....	1997
	78	Tony Jackson vs. Dayton (TD).....	1967

### PUNTS

1.	<b>84</b>	<b>Mason Fletcher at SMU</b> .....	<b>2022</b>
2.	78	Mike Connell vs. Louisiana-Lafayette.....	1976
3.	76	Pat O'Donnell vs. NC State.....	2011
4.	75	Clem Fennell at Louisville.....	1971
5.	72	James Smith at Temple.....	2018
	72	Doug Johnson vs. Memphis.....	1997
7.	69	Adam Wulfbeck at Army.....	2001
8.	68	Jeff Blaylock at Tulsa.....	1993
9.	<b>67</b>	<b>Mason Fletcher vs. Miami (Ohio)</b> .....	<b>2022</b>
	67	Shaun Burdick vs. Virginia Tech.....	1985
	67	Dave Ritchie at Houston.....	1959

### INTERCEPTION RETURN

1.	96	Bob Del Rosa vs. Oklahoma State (TD).....	1958
2.	88	Joe Morrison vs. Dayton (TD).....	1956
3.	87	Joe Morrison vs. Wichita State (TD).....	1956
4.	84	DeAngelo Smith vs. Rutgers (TD).....	2006
5.	83	Shawn Ferguson vs. Memphis (TD).....	1998
	83	Art Sheffield vs. Indiana State (TD).....	1988
7.	80	Gene Gibson vs. Mississippi State (TD).....	1949
8.	79	Mike Mickens vs. South Florida (TD).....	2007
9.	78	Barry Maroney vs. Dayton (TD).....	1956
10.	77	Greg Butler vs. Villanova (TD).....	1972

### FUMBLE RETURN

1.	92	Deluan Gossett vs. Tulane (TD).....	1998
2.	82	Ivan Fields @ Memphis (TD).....	2000
3.	76	Deven Drane vs. Fordham (TD).....	2012
4.	75	John Vitro vs. Richmond (TD).....	1975
5.	54	Maalik Bomar vs. Akron (TD).....	2011
6.	53	Grant Coleman vs. Houston.....	2016
7.	43	Fran Callicott vs. North Texas (TD).....	2002
8.	39	Kevin McCullough vs. USF (TD).....	2006
9.	39	Antwan Peek @ Temple.....	2002
10.	32	Jim O'Connell @ Ohio (TD).....	1977

## OFFENSIVE RECORDS - RUSHING

## RUSHING

## GAME RECORDS

## Rushing Attempts

1.	45	Steve Cowan vs. Ohio.....	1970
2.	41	DeMarco McCleskey vs. ECU.....	1998
3.	39	Lloyd Pate vs. Wichita State.....	1967
4.	37	Robert Cooper vs. Miami (OH).....	1999
5.	36	Robert Cooper vs. Memphis.....	1999
	36	Daryl Royal vs. Miami (OH).....	1996
	36	Reggie Taylor vs. Miami (OH).....	1986
	36	David Small vs. Toledo.....	1993
9.	35	Reggie Harrison at Ohio.....	1973
	35	DeMarco McCleskey vs. Houston.....	1998
	35	Michael Warren II at UCLA.....	2018

## Rushing Yards

1.	306	Bob Hynes vs. Case Western Reserve.....	1923
2.	282	Daryl Royal vs. Miami (OH).....	1996
3.	267	Clem Turner vs. Kansas State.....	1966
4.	266	Steve Cowan vs. Ohio.....	1970
5.	259	Reggie Taylor vs. Miami (OH).....	1986
6.	238	Richard Hall vs. Miami (OH).....	2004
7.	234	DeMarco McCleskey vs. ECU.....	1998
8.	233	David Small vs. Kent State.....	1992
9.	219	David Small vs. Middle Tennessee State.....	1991
10.	213	Isaiah Pead vs. Rutgers.....	2010

## Rushing Touchdowns

1.	6	Ike Stewart vs. Transylvania.....	1912
	6	Bob Heuck vs. Transylvania.....	1912
3.	4	six times, last by Jerome Ford vs. UCF.....	2021
		and Isaiah Pead vs. Rutgers.....	2010

## Three Backs with 100+ Yards in a Game

1970	vs. Xavier	Albert Johnson.....	130
		Dick James.....	119
		Steve Cowan.....	105

## Two Backs with 100+ Yards in a Game

2022	vs. Miami (Ohio)	Ryan Montgomery.....	104
		Emory Jones.....	101
2018	vs. ECU	Charles McClelland.....	114
		Tavion Thomas.....	106
	vs. AAMU	Tavion Thomas.....	141
		Charles McClelland.....	121
2015	vs. UConn	Hosey Williams.....	140
		Mike Boone.....	117
2014	at Tulane	Rod Moore.....	124
		Mike Boone.....	113
2003	vs. ECU	Derrick Eddington.....	138
		Richard Hall.....	117
1991	at Kent State	Vince Powell.....	121
		David Small.....	118
1991	at Louisville	Vince Powell.....	140
		David Small.....	111
1985	at Louisville	Reggie Taylor.....	126
		Robert Williams.....	100
1977	vs. Tulsa	Gus Tucker.....	143
		Bob Massong.....	101
1966	vs. Kansas State	Clem Turner.....	267
		Tony Jackson.....	118
1964	vs. Tulsa	Brig Owens.....	163
		Al Nelson.....	106

## RUSHING

## SEASON RECORDS

## Rushing Attempts

1.	315	DeMarco McCleskey.....	2002
2.	264	Reggie Taylor.....	1985
3.	261	Michael Warren II.....	2019
4.	256	Reggie Taylor.....	1986
5.	246	James Bettis.....	1981
6.	244	Michael Warren II.....	2018
7.	243	George Winn.....	2012
8.	239	Steve Cowan.....	1970
9.	237	Isaiah Pead.....	2011
10.	233	Allen Harvin.....	1978

## Rushing Yards

1.	1,361	DeMarco McCleskey.....	2002
2.	1,334	George Winn.....	2012
3.	1,329	Michael Warren II.....	2018
4.	1,325	Reggie Taylor.....	1986
5.	1,319	Jerome Ford.....	2021
6.	1,283	Allen Harvin.....	1978
7.	1,265	Michael Warren II.....	2019
8.	1,259	Isaiah Pead.....	2011
9.	1,245	Robert Cooper.....	1999
10.	1,226	James Bettis.....	1981

## Rushing Average (Minimum 50 Attempts)

1.	8.77	Dick Goist.....	1953
2.	7.70	Charles McClelland.....	2018
3.	7.62	Joe Miller.....	1953
4.	7.54	Jim Niemann.....	1954
5.	7.20	Mike Boone.....	2015
6.	7.05	Roger Stephens.....	1947
7.	6.70	Isaiah Pead.....	2010
8.	6.60	Isaiah Pead.....	2010
9.	6.40	Mike Boone.....	2014
10.	6.34	Dolph Banks.....	1965

## Rushing Touchdowns

1.	19	Jerome Ford.....	2021
	19	Michael Warren II.....	2018
3.	17	David Small.....	1993
4.	15	DeMarco McCleskey.....	2002
5.	14	Michael Warren II.....	2019
6.	13	George Winn.....	2012
	13	Al Nelson.....	1964
8.	12	Isaiah Pead.....	2011
9.	11	six times, last by DeMarco McCleskey.....	1998

## 100-Yard Games

1.	8	Reggie Taylor.....	1986
2.	7	Michael Warren II.....	2018 / 2019
	7	James Bettis.....	1981
	7	Allen Harvin.....	1978
4.	6	seven times, last by George Winn.....	2012

## Consecutive 100-Yard Games

1.	5	Allen Harvin.....	1978
	5	James Bettis.....	1980
	5	Reggie Taylor.....	1986
	5	David Small.....	1993
5.	4	six times, last by Michael Warren II.....	2018

## RUSHING

## CAREER RECORDS

## Rushing Attempts

1.	876	Reggie Taylor.....	1983-86
2.	777	DeMarco McCleskey.....	1998, 2000-02
3.	630	David Small.....	1991-93
4.	593	Allen Harvin.....	1978-82
5.	561	Robert Cooper.....	1996-99
6.	559	Michael Warren II.....	2017-19
7.	545	Isaiah Pead.....	2008-11
8.	533	James Bettis.....	1978-81
9.	502	Desmond Ridder.....	2018-21
10.	495	Al Johnson.....	1969-71

## Rushing Yards

1.	4,242	Reggie Taylor.....	1983-86
2.	3,487	DeMarco McCleskey.....	1998, 2000-02
3.	3,288	Isaiah Pead.....	2008-11
4.	2,998	Allen Harvin.....	1978-82
5.	2,963	David Small.....	1991-93
6.	2,918	Michael Warren II.....	2017-19
7.	2,786	Robert Cooper.....	1996-99
8.	2,498	James Bettis.....	1978-81
9.	2,250	Mike Boone.....	2014-17
10.	2,223	Al McKinney.....	1985-88

## Rushing Average (Min. 150 Attempts)

1.	6.65	Roger Stephens.....	1946-48
2.	6.28	Jerome Ford.....	2020-21
3.	6.12	Charles McClelland.....	2018-22
4.	6.07	Dom Del Bene.....	1951-53
5.	6.00	Isaiah Pead.....	2008-11
6.	5.72	Joe Miller.....	1953-55
7.	5.60	Gerrid Doaks.....	2016-
8.	5.52	Bill Bailey.....	1963-65
9.	5.40	Mike Boone.....	2014-17
10.	5.33	George Winn.....	2009-12

## Rushing Touchdowns

1.	37	DeMarco McCleskey.....	1998, 2000-02
2.	34	Michael Warren II.....	2017-19
3.	31	David Small.....	1991-93
4.	28	Desmond Ridder.....	2018-21
5.	27	Jerome Ford.....	2020-21
	27	Isaiah Pead.....	2008-11
7.	25	Reggie Harrison.....	1971-73
8.	24	Mike Boone.....	2014-17
	24	Reggie Taylor.....	1983-86
10.	22	Bob Heuck.....	1910-12

## 300-Yard Games

1.	1	Bob Hynes.....	1923
----	---	----------------	------

## 200-Yard Games

1.	4	David Small.....	1991-93
2.	2	Robert Cooper.....	1999
3.	1	10 tied, last by Mike Boone (212).....	2014

## 100-Yard Games

1.	21	Reggie Taylor.....	1983-86
2.	14	Michael Warren II.....	2017-19
	14	DeMarco McCleskey.....	1998, 2000-02
	14	David Small.....	1991-93
5.	13	James Bettis.....	1978-81
6.	12	Allen Harvin.....	1978-82
7.	11	Isaiah Pead.....	2008-11
8.	9	Robert Cooper.....	1996-99
	9	Al McKinney.....	1985-88

## OFFENSIVE RECORDS - PASSING

PASSING  
GAME RECORDS

## Passing Attempts

1.	59	Deontey Kenner vs. Southern Miss.	1999
2.	57	Gunner Kiel at Miami (Fla.)	2014
3.	56	Hayden Moore at UConn	2016
	56	Greg Cook vs. Ohio	1968
5.	53	Hayden Moore at Memphis	2015
	53	Zach Collaros vs. USF	2010

## Passing Completions

1.	35	Deontey Kenner vs. Southern Miss.	1999
	35	Greg Cook vs. Ohio	1968
3.	33	Desmond Ridder at SMU	2018
4.	32	Tony Pike vs. Illinois	2009
5.	31	Desmond Ridder at USF	2021
	31	Hayden Moore at Memphis	2015
	31	Gunner Kiel at Miami (Fla.)	2014
	31	Gino Guidugli vs. Army	2001
	31	Greg Cook vs. Miami (OH)	1968

## Passing Yards

1.	557	Hayden Moore at Memphis	2015
2.	554	Greg Cook vs. Ohio	1968
3.	523	Gunner Kiel at Houston	2015
4.	480	Zach Collaros vs. Connecticut	2009
5.	463	Zach Collaros vs. USF	2010
6.	436	Gunner Kiel vs. ECU	2014
7.	431	Ben Mauk vs. Syracuse	2007
8.	427	Gunner Kiel vs. Temple	2015
	418	Gunner Kiel vs. Toledo	2014
10.	407	Deontey Kenner vs. Southern Miss.	1999
	407	Greg Cook vs. Miami (OH)	1968

## Passing Touchdowns

1.	6	Gunner Kiel vs. Toledo	2014
	6	Tony Pike vs. Illinois	2009
3.	5	Emory Jones vs. ECU	2023
	5	Gunner Kiel vs. UCF	2015
	5	Zach Collaros at Louisville	2010
	5	Gino Guidugli vs. Southern Miss.	2004
7.	4	25 times, last by Desmond Ridder vs. Miami (OH)	2021

## Pass Interceptions

1.	6	Mike Shoemaker vs. Xavier	1972
----	---	---------------------------	------

PASSING  
SEASON RECORDS

## Passing Attempts

1.	472	Gino Guidugli	2002
2.	425	Gino Guidugli	2003
3.	411	Greg Cook	1968
4.	390	Gunner Kiel	2014
5.	386	Ben Mauk	2007
6.	383	Zach Collaros	2010
7.	379	Deontey Kenner	1999
8.	369	Danny McCoin	1986
9.	360	Brendon Kay	2013
10.	350	Troy Bodine	1984

## Passing Completions

1.	258	Gino Guidugli	2002
2.	251	Desmond Ridder	2021
3.	247	Brendon Kay	2013
4.	237	Danny McCoin	1986
5.	235	Ben Mauk	2007
6.	233	Gunner Kiel	2014
7.	227	Gino Guidugli	2003
8.	225	Zach Collaros	2010
9.	219	Greg Cook	1968
10.	213	Ben Bryant	2022

PASSING  
SEASON RECORDS (CONT.)

## Passing Yards

1.	3,543	Gino Guidugli	2002
2.	3,334	Desmond Ridder	2021
3.	3,272	Greg Cook	1968
4.	3,254	Gunner Kiel	2014
5.	3,121	Brendon Kay	2013
	3,121	Ben Mauk	2007
7.	2,902	Zach Collaros	2010
8.	2,831	Danny McCoin	1986
9.	2,777	Gunner Kiel	2015
10.	2,731	Ben Bryant	2022

## Passing Completion Percentage (Min. 100 Att.)

1.	.750	Zach Collaros	2009
2.	.686	Brendon Kay	2013
3.	.652	Gunner Kiel	2015
4.	.649	Desmond Ridder	2021
5.	.642	Danny McCoin	1986
6.	.630	Brendon Kay	2012
7.	.626	Eric Vibberts	1994
8.	.624	Desmond Ridder	2018
9.	.624	Tony Pike	2009
10.	.621	Emory Jones (current, 77-of-124)	2023
11.	.614	Gino Guidugli	2004
	.614	Tony Pike	2008

## Passing Yards per Completion (Min. 50 Completions)

1.	18.74	Albert Johnson	1969
2.	16.22	Gene Rossi	1951
3.	15.59	Gene Rossi	1952
4.	15.42	Zach Collaros	2009
5.	15.07	Greg Cook	1967
6.	14.98	Mike Murphy	1954
7.	14.97	Tom O'Malley	1949
8.	14.94	Greg Cook	1968
9.	14.92	Brendon Kay	2012
10.	14.71	Gene Rossi	1950

## Passing Efficiency (Min. 100 Attempts)

1.	195.53	Zach Collaros	2009
2.	163.07	Brendon Kay	2012
3.	158.70	Desmond Ridder	2021
4.	155.50	Brendon Kay	2013
5.	151.89	Gunner Kiel	2015
6.	151.85	Nick Davila	2006
7.	150.64	Ben Mauk	2007
8.	149.82	Tony Pike	2009
9.	149.74	Gene Rossi	1952
10.	149.39	Gunner Kiel	2014

## Passing Touchdowns

1.	31	Gunner Kiel	2014
	31	Ben Mauk	2007
3.	30	Desmond Ridder	2021
4.	29	Tony Pike	2009
5.	26	Zach Collaros	2010
	26	Gino Guidugli	2004
7.	25	Greg Cook	1968
8.	22	Brendon Kay	2013
	22	Gino Guidugli	2002
10.	21	Ben Bryant	2022

## Pass Interceptions

1.	21	Gino Guidugli	2002
2.	20	Troy Bodine	1984
3.	19	Eric Vibberts	1995
4.	17	Greg Cook	1968
5.	16	Lance Harp	1992

PASSING  
SEASON RECORDS (CONT.)

## Passing Touchdown-Interception Margin

1.	+23	Tony Pike	2009
2.	+22	Desmond Ridder	2021
	+22	Ben Mauk	2007
4.	+18	Gunner Kiel	2014
	+18	Gino Guidugli	2004

PASSING  
CAREER RECORDS

## Passing Attempts

1.	1,556	Gino Guidugli	2001-04
2.	1,304	Desmond Ridder	2018-21
3.	954	Hayden Moore	2015-18
4.	922	Deontey Kenner	1997-2000
5.	899	Danny McCoin	1984-87
6.	833	Gunner Kiel	2014-16
7.	788	Lance Harp	1991-93
8.	783	Zach Collaros	2008-11
9.	682	Tony Pike	2007-09
10.	658	Danny Barrett	1980-82

## Passing Completions

1.	880	Gino Guidugli	2001-04
2.	810	Desmond Ridder	2018-21
3.	545	Hayden Moore	2015-18
4.	544	Danny McCoin	1984-87
5.	505	Gunner Kiel	2014-16
6.	498	Deontey Kenner	1997-2000
7.	485	Zach Collaros	2008-11
8.	421	Tony Pike	2007-09
9.	397	Lance Harp	1991-93
10.	388	Dustin Grutza	2005-08

## Completion Percentage (Min. 200 Att.)

1.	.654	Brendon Kay	2009-13
2.	.624	Zach Collaros	2008-10
3.	.621	Desmond Ridder	2018-21
4.	.617	Tony Pike	2007-09
5.	.615	Ben Bryant	2018-20, 2022
6.	.609	Ben Mauk	2007
7.	.606	Gunner Kiel	2014-16
8.	.605	Danny McCoin	1984-87
9.	.601	Dustin Grutza	2005-08
10.	.571	Hayden Moore	2015-18

## Passing Yards

1.	11,453	Gino Guidugli	2001-04
2.	10,239	Desmond Ridder	2018-21
3.	6,835	Gunner Kiel	2014-16
4.	6,801	Danny McCoin	1984-87
5.	6,518	Hayden Moore	2015-18
6.	6,278	Zach Collaros	2008-11
	6,278	Deontey Kenner	1997-2000
8.	5,018	Tony Pike	2007-09
9.	4,906	Greg Cook	1966-68
10.	4,803	Lance Harp	1991-93

## Passing Yards Per Completion (Min. 100 Comp.)

1.	16.18	Mike Murphy	1953-55
2.	15.86	Albert Johnson	1969-71
3.	15.58	Gene Rossi	1949-52
4.	14.78	Greg Cook	1966-68
5.	14.38	Tom O'Malley	1947-49
6.	14.33	Brig Owens	1963-64
7.	13.84	Tony Kapetanis	1977-79
8.	13.82	Chad Plummer	1995-98
9.	13.59	Zach Collaros	2008-10
10.	13.53	Gunner Kiel	2014-16

## OFFENSIVE RECORDS - PASSING &amp; RECEIVING

## PASSING

## CAREER RECORDS (CONT.)

## Touchdown Passes

1.	87	Desmond Ridder	2018-21
2.	78	Gino Guidugli	2001-04
3.	56	Gunner Kiel	2014-16
4.	51	Zach Collaros	2008-10
5.	49	Tony Pike	2007-09
6.	42	Hayden Moore	2015-18
7.	39	Danny McCoin	1984-87
8.	37	Gene Rossi	1949-52
9.	34	Greg Cook	1966-68
10.	32	Brendon Kay	2009-13

## Pass Interceptions

1.	48	Gino Guidugli	2001-04
2.	37	Deontey Kenner	1997-2000
	37	Danny Barrett	1979-82
4.	35	Greg Cook	1966-68
5.	34	Gene Rossi	1949-52
	34	Tony Kapetanis	1977-79
7.	33	Lance Harp	1991-93
8.	28	Desmond Ridder	2018-21
	28	Hayden Moore	2015-18
	28	Troy Bodine	1983-84
	28	Henry Miller	1973-76

## Passing Touchdown-Interception Margin

1.	+59	Desmond Ridder	2018-21
2.	+30	Gino Guidugli	2001-04
	+30	Gunner Kiel	2014-16
4.	+29	Tony Pike	2007-09
5.	+22	Ben Mauk	2007
6.	+20	Zach Collaros	2008-10

## Consecutive 250+ Yard Passing Games

1.	8	Greg Cook	1968
2.	7	Brendon Kay	2013

## RECEIVING

## GAME RECORDS

## Receptions

1.	15	Shaq Washington at ECU	2015
2.	13	Tom Rossley vs. Wichita State	1968
	13	Jon Olinger vs. Miami (OH)	2002
4.	12	8 times, last by Xzavier Henderson vs. Miami (OH)	2023

## Receiving Yards

1.	254	Tom Rossley vs. Louisville	1968
2.	240	Jon Olinger vs. Miami (OH)	2002
3.	221	Chris Moore at Ohio State	2014
	212	Jim O'Brien vs. Ohio	1968
4.	210	Marcus Barnett vs. West Virginia	2007
5.	203	Kahlil Lewis vs. ECU	2018
6.	196	Jim O'Brien vs. Tampa	1968

## Receiving Touchdowns

1.	3	Tyler Scott vs. Indiana	2022
	3	Kahlil Lewis vs. ECU	2016
	3	Chris Moore at Ohio State	2014
	3	Armon Binns at Louisville	2010
	3	Marcus Barnett vs. Syracuse	2007
	3	Hannibal Thomas vs. Southern Miss.	2004
	3	Jon Olinger at ECU	2002
	3	Deno Foster at Louisville	1983
	3	Jim O'Brien vs. Tampa	1968

## RECEIVING

## SEASON RECORDS

## Receptions

1.	90	Shaq Washington	2015
2.	87	Mardy Gilyard	2009
3.	84	Dominick Goodman	2008
4.	81	Mardy Gilyard	2008
5.	80	Tom Rossley	1968*
6.	75	Armon Binns	2010
	75	Shaq Washington	2013
8.	73	LaDaris Vann	2001
9.	71	LaDaris Vann	2002
10.	68	Dominick Goodman	2007

\*-10 game season

## Receiving Yards

1.	1,276	Mardy Gilyard	2008
2.	1,191	Mardy Gilyard	2009
3.	1,114	Jon Olinger	2002
4.	1,107	Jim O'Brien	1968*
5.	1,101	Armon Binns	2010
6.	1,072	Tom Rossley	1968*
7.	1,028	Dominick Goodman	2008
	1,028	Hannibal Thomas	2004
9.	982	Shaq Washington	2015
	908	Anthony McClung	2013

\*-10 game season

## Yards Per Reception (Min. 20 Rec.)

1.	25.16	Jim O'Brien	1968*
2.	22.40	Chris Moore	2014
3.	21.80	Chris Moore	2015
4.	21.75	Jason Stargel	1985
5.	21.25	Jason Stargel	1983
6.	21.04	Jim O'Brien	1969
7.	20.62	Jon Olinger	2002
8.	19.67	Aaron Hagans	1979
9.	19.48	Anthony Ladd	1996
10.	19.46	Robert Tate	1995

\*-10 game season

## RECEIVING

## SEASON RECORDS (CONT.)

## Touchdown Receptions

1.	13	Marcus Barnett	2007
2.	12	Jim O'Brien	1968*
3.	11	Armon Binns	2009
	11	Mardy Gilyard	2009
	11	Mardy Gilyard	2008
6.	10	Armon Binns	2010
7.	9	Tyler Scott	2022
	9	Kahlil Lewis	2018
	9	Chris Moore	2013
	9	Hannibal Thomas	2004
	9	Jim Kelly	1950

\*-10 game season

## RECEIVING

## CAREER RECORDS

## Receptions

1.	240	Shaq Washington	2010-15
2.	204	Mardy Gilyard	2005; 2007-09
	204	Dominick Goodman	2005-08
	204	LaDaris Vann	1999-2002
5.	168	Kahlil Lewis	2015-18
6.	159	DJ Woods	2008-11
7.	138	Armon Binns	2007-10
8.	135	Tye Keith	1999-2002
9.	127	Marcus Barnett	2007-10
10.	125	Marlon Pearce	1990-92

## Receiving Yards

1.	3,003	Mardy Gilyard	2005; 2007-09
2.	2,563	Shaq Washington	2010-15
3.	2,512	Dominick Goodman	2005-08
4.	2,483	LaDaris Vann	1999-2002
5.	2,301	Chris Moore	2012-15
6.	2,285	Jim O'Brien	1967-69
7.	2,156	DJ. Woods	2008-11
8.	2,116	Kahlil Lewis	2018
9.	2,096	Marlon Pearce	1990-92
10.	2,088	Jason Stargel	1982-86

## Yards Per Reception (Min. 50 Rec.)

1.	21.9	Jim O'Brien	1967-69
2.	19.7	Mekale McKay	2013-15
	19.7	Jason Stargel	1982-86
4.	19.3	Chris Moore	2012-15
5.	18.7	Jon Olinger	1999-2002
6.	18.4	Glen Dillhoff	1951-54
7.	18.1	Denny Jackson	1968-69
8.	17.5	Alec Pierce	2018-21
9.	17.1	Deno Foster	1981-84
10.	16.9	Dick Jarvis	1950-51

## Touchdown Receptions

1.	26	Chris Moore	2012-15
2.	25	Mardy Gilyard	2005; 2007-09
3.	22	Dominick Goodman	2005-08
4.	21	Kahlil Lewis	2015-18
	21	Armon Binns	2007-10
	21	Jim O'Brien	1967-69

## Consecutive Games With A Reception

1.	46	LaDaris Vann	1999-2002
2.	39	Shaq Washington	2010-15
3.	33	Jason Stargel	1982-86
4.	32	Dominick Goodman	2005-08
5.	27	Tye Keith	2000-02
	26	Jon Olinger	2001-02

# OFFENSIVE RECORDS - ALL-PURPOSE & SCORING

## ALL-PURPOSE YARDS (Rushing, Receiving and Returns) GAME RECORDS

Game		
1.	381	Mardy Gilyard at Pittsburgh..... 2009
2.	365	Mardy Gilyard at Oklahoma..... 2008
3.	333	Robert Tate at Kansas..... 1995
4.	316	Robert Tate vs. Toledo..... 1995
5.	306	Bob Hynes vs. Case-Western Reserve..... 1923
6.	303	Mardy Gilyard vs. Connecticut..... 2009
7.	294	Clem Turner vs. Kansas State..... 1966
8.	291	D.J. Woods vs. Rutgers..... 2010
	288	Reggie Taylor vs. Miami (OH)..... 1986
10.	283	D.J. Woods, vs. Oklahoma..... 2010
	283	LaDaris Vann at ECU..... 1999

Season		
1.	2,690	Mardy Gilyard..... 2009
2.	2,280	Mardy Gilyard..... 2008
3.	1,859	D.J. Woods..... 2010
4.	1,729	DeMarco McCleskey..... 2002
5.	1,685	Robert Tate..... 1995
6.	1,652	Isaiah Pead..... 2011
7.	1,643	Reggie Taylor..... 1986
8.	1,572	Roger Stephens..... 1947
9.	1,561	Kahlil Lewis..... 2018
10.	1,539	Jerome Ford..... 2021

Career		
1.	5,945	Mardy Gilyard..... 2005-09
2.	5,322	Reggie Taylor..... 1983-86
3.	4,113	DeMarco McCleskey..... 1998, 2000-02
4.	4,104	Isaiah Pead..... 2008-11
5.	4,036	Al McKinney..... 1985-88
6.	3,799	Michael Warren II..... 2017-19
7.	3,738	Dominick Goodman..... 2005-08
8.	3,663	Allen Harvin..... 1978-82
9.	3,542	Robert Cooper..... 1996-99
10.	3,405	DJ Woods..... 2008-11

## TOTAL OFFENSE (Passing and Rushing) GAME RECORDS

Total Plays		
1.	67	Desmond Ridder at SMU..... 2018
2.	65	Zach Collaros vs. Connecticut..... 2010
3.	64	Ben Mauk vs. Southern Miss..... 2007
	64	Greg Cook vs. Ohio..... 1968
5.	63	Zach Collaros vs. USF..... 2010
6.	62	Deontey Kenner at Southern Miss..... 1999
7.	60	Deontey Kenner at Ohio State..... 1999
8.	59	Gino Guidugli vs. UAB..... 2004
9.	58	Gino Guidugli vs. Ohio State..... 2002
	58	Deontey Kenner vs. Troy..... 1999

Total Yards		
1.	564	Hayden Moore at Memphis..... 2015
2.	555	Zach Collaros vs. Connecticut..... 2009
3.	525	Greg Cook vs. Ohio..... 1968
4.	490	Zach Collaros vs. USF..... 2010
5.	436	Ben Mauk vs. Syracuse..... 2007
6.	426	Deontey Kenner at Southern Miss..... 1999
7.	410	Zach Collaros at USF..... 2011
8.	412	Bob Hynes vs. Case-Western Reserve..... 1923
9.	407	Deontey Kenner at Ohio State..... 1999
10.	404	Gino Guidugli vs. Louisville..... 2003

## ALL-PURPOSE YARDS (Rushing, Receiving and Returns) SEASON RECORDS

Total Plays		
1.	541	Gino Guidugli..... 2002
2.	507	Greg Cook..... 1968
3.	504	Zach Collaros..... 2011
4.	501	Gino Guidugli..... 2003
5.	497	Desmond Ridder..... 2021
6.	486	Ben Mauk..... 2007
7.	469	Desmond Ridder..... 2019
8.	460	Desmond Ridder..... 2018
9.	453	Gunner Kiel..... 2014
10.	439	Danny McCoin..... 1986

Total Yards		
1.	3,699	Desmond Ridder..... 2021
2.	3,570	Gino Guidugli..... 2002
3.	3,498	Ben Mauk..... 2008
4.	3,396	Gunner Kiel..... 2014
5.	3,210	Greg Cook..... 1968
6.	3,104	Zach Collaros..... 2011
7.	3,028	Desmond Ridder..... 2018
8.	2,874	Hayden Moore..... 2017
9.	2,870	Gino Guidugli..... 2003
10.	2,814	Desmond Ridder..... 2019

## ALL-PURPOSE YARDS (Rushing, Receiving and Returns) CAREER RECORDS

Total Plays		
1.	1,806	Desmond Ridder..... 2018-21
2.	1,791	Gino Guidugli..... 2001-04
3.	1,179	Hayden Moore..... 2015-18
4.	1,091	Danny McCoin..... 1984-87
5.	1,051	Zach Collaros..... 2008-11
6.	1,035	Deontey Kenner..... 1997-2000
7.	955	Lance Harp..... 1991-93
8.	935	Gunner Kiel..... 2014-16
9.	892	Danny Barrett..... 1979-82
10.	869	Dustin Grutza..... 2005-08

Total Yards		
1.	12,418	Desmond Ridder..... 2018-21
2.	11,661	Gino Guidugli..... 2001-04
3.	7,000	Gunner Kiel..... 2014-16
4.	7,087	Zach Collaros..... 2008-11
5.	7,021	Hayden Moore..... 2015-18
6.	6,558	Deontey Kenner..... 1997-2000
7.	6,210	Danny McCoin..... 1984-87
8.	5,018	Tony Pike..... 2007-09
9.	4,909	Lance Harp..... 1991-93
10.	4,760	Greg Cook..... 1965-68

## TOUCHDOWNS GAME RECORDS

Touchdowns		
1.	8	Ike Stewart vs. Transylvania..... 1912
2.	6	Bob Heuck vs. Transylvania..... 1912
3.	5	Isaiah Pead vs. Rutgers..... 2010
4.	4	Jerome Ford vs. UCF..... 2021
	4	Michael Warren II vs. USF..... 2018
	4	DeMarco McCleskey at Arkansas State..... 1998
	4	DeMarco McCleskey vs. Houston..... 1998
	4	David Small vs. Houston..... 1993
	4	David Small vs. Kent State..... 1993

## TOUCHDOWNS SEASON RECORDS

Touchdowns		
1.	20	Jerome Ford..... 2021
	20	Michael Warren II..... 2018
3.	17	DeMarco McCleskey..... 2002
	17	David Small..... 1993
5.	16	Michael Warren II..... 2019
6.	15	Isaiah Pead..... 2011
	15	Ed Kovac..... 1959
8.	14	Marcus Barnett..... 2007
9.	13	George Winn..... 2012
	13	Mardy Gilyard..... 2009
	13	Mardy Gilyard..... 2008
	13	Al Nelson..... 1964

## TOUCHDOWNS CAREER RECORDS

Touchdowns		
1.	41	DeMarco McCleskey..... 1998, 2000-02
2.	37	Michael Warren II..... 2017-19
3.	33	David Small..... 1991-93
4.	27	Reggie Harrison..... 1971-73
5.	33	Isaiah Pead..... 2008-11
6.	31	Mardy Gilyard..... 2005-09
7.	28	Desmond Ridder..... 2018-21
8.	27	Jerome Ford..... 2020-21
9.	26	Chris Moore..... 2012-15
	26	Reggie Taylor..... 1983-86
	26	Bob Heuck..... 1910-12

## POINTS GAME RECORDS

Total Points		
1.	51	Ike Stewart vs. Transylvania..... 1912
2.	36	Bob Heuck vs. Transylvania..... 1912
3.	25	Jim O'Brien vs. Louisville..... 1968

## POINTS SEASON RECORDS

Total Points		
1.	142	Jim O'Brien..... 1968
2.	120	Jerome Ford..... 2021
	120	Michael Warren II..... 2018
4.	112	Andrew Gantz..... 2015
5.	104	Jonathan Ruffin..... 2000
6.	102	Tony Miliano..... 2012
	102	Jacob Rogers..... 2009
	102	DeMarco McCleskey..... 2002
	102	David Small..... 1993
10.	101	Ryan Coe..... 2022
	101	Jonathan Ruffin..... 2002

## POINTS CAREER RECORDS

Total Points		
1.	339	Jacob Rogers..... 2007-10
2.	315	Jonathan Ruffin..... 1999-2002
3.	248	DeMarco McCleskey..... 1998, 2000-02
4.	247	Jim O'Brien..... 1967-69
5.	226	Andrew Gantz..... 2014-17
6.	222	Michael Warren II..... 2017-19
	203	Steve Schultz..... 1976-79
8.	202	Eric Richards..... 1994-97
9.	200	Tony Miliano..... 2011-14
10.	198	Isaiah Pead..... 2008-11
	198	David Small..... 1991-93



## SPECIAL TEAMS RECORDS - KICKING

## KICKING

## GAME RECORDS

## Extra Points Made

1.	12	Alonzo Weiss vs. Transylvania.....	1912
2.	9	<b>Carter Brown vs. EKU.....</b>	<b>2023</b>
	9	Ryan Coe vs. Kennesaw State.....	2022
	9	Cole Smith vs. Alabama A&M.....	2018
	9	Jacob Rogers vs. Rutgers.....	2010
	9	Steve Schultz vs. Louisiana-Monroe .....	1977
7.	8	Cole Smith vs. UCF.....	2021
	8	Cole Smith vs. ECU.....	2018

## Field Goals Made

1.	5	Ryan Coe at SMU.....	2022
	4	10 times, last by Andrew Gantz at Memphis.....	2015

## KICKING

## SEASON RECORDS

## Extra Points Made

1.	63	Jacob Rogers.....	2009
2.	54	Cole Smith.....	2018
3.	52	Andrew Gantz.....	2014
4.	51	Sam Crosa.....	2019
	51	Tony Miliano.....	2012
	51	Jacob Rogers.....	2007
7.	49	Andrew Gantz.....	2015
8.	47	Tony Miliano.....	2011
9.	44	Ryan Coe.....	2022
	44	Jonathan Ruffin.....	2002

## Extra Points Attempted

1.	68	Jacob Rogers.....	2009
2.	56	Cole Smith.....	2018
3.	54	Andrew Gantz.....	2014
	54	Jacob Rogers.....	2007
5.	53	Tony Miliano.....	2012
6.	51	Sam Crosa.....	2019
7.	50	Andrew Gantz.....	2015
	50	Tony Miliano.....	2011
9.	46	Jonathan Ruffin.....	2002
10.	44	Ryan Coe.....	2022

## Extra Point Percentage (min. 20 att.)

1.	1.000	10 times, last by Ryan Coe (44-of-44).....	2022
----	-------	--	------

## Field Goals Made

1.	26	Jonathan Ruffin.....	2000
2.	21	Andrew Gantz.....	2015
3.	19	Ryan Coe.....	2022
	19	Jonathan Ruffin.....	2002
5.	18	Kevin Lovell.....	2006
6.	17	Tony Miliano.....	2012
	17	Tony Miliano.....	2011
	17	Tom Dallen.....	1993
9.	16	Andrew Gantz.....	2014
	16	Jacob Rogers.....	2008
	16	Eric Richards.....	1995

## Field Goals Attempted

1.	29	Jonathan Ruffin.....	2000
2.	28	Steve Schultz.....	1976
3.	27	Andrew Gantz.....	2015
	25	Tony Miliano.....	2011
	25	Jim O'Brien.....	1968
6.	24	Eric Richards.....	1995
7.	23	Ryan Coe.....	2022
	23	Jake Rogers.....	2008
	23	Kevin Lovell.....	2006
10.	22	Tony Miliano.....	2012
	22	Jonathan Ruffin.....	2002
	22	Tom Dallen.....	1993
	22	Dan Shepherd.....	1975

## KICKING

## SEASON RECORDS (CONT.)

## Field Goal Percentage

1.	.909	Chris Manfredini (10-of-11).....	2003
2.	.897	Jonathan Ruffin (26-of-29).....	2000
3.	.864	Jonathan Ruffin (19-of-22).....	2002
4.	.826	Ryan Coe (19-of-23).....	2022
5.	<b>.800</b>	<b>Carter Brown (in progress, 8-of-10).....</b>	<b>2023</b>
	.800	Andrew Gantz (16-of-20).....	2014

## Consecutive Games with a Field Goal

1.	11	Jonathan Ruffin.....	2000
2.	10	David Rowe.....	1991
3.	8	Andrew Gantz.....	2015
	8	Jonathan Ruffin.....	2002

## Points Scored By Kicking

1.	112	Andrew Gantz.....	2015
	104	Jonathan Ruffin.....	2000
3.	102	Tony Miliano.....	2012
	102	Jacob Rogers.....	2009
5.	101	Ryan Coe.....	2022
	101	Jonathan Ruffin.....	2002
6.	100	Andrew Gantz.....	2014

## KICKING

## CAREER RECORDS

## Extra Points Made

1.	186	Jacob Rogers.....	2007-10
2.	136	Cole Smith.....	2018-21
3.	129	Jonathan Ruffin.....	1999-2002
4.	109	Andrew Gantz.....	2014-17
5.	98	Tony Miliano.....	2011-14
	98	Steve Schultz.....	1976-79
7.	85	Kevin Lovell.....	2004-06
8.	79	Eric Richards.....	1994-97
9.	76	Phil Insalaco.....	1986-88
10.	61	Jim O'Brien.....	1967-69

## Extra Points Attempted

1.	195	Jacob Rogers.....	2007-10
2.	141	Cole Smith.....	2018-21
3.	134	Jonathan Ruffin.....	1999-2002
4.	113	Andrew Gantz.....	2014-
5.	103	Tony Miliano.....	2011-14
	103	Steve Schultz.....	1976-79
7.	86	Kevin Lovell.....	2004-06
8.	81	Eric Richards.....	1994-97
9.	79	Phil Insalaco.....	1986-88
10.	68	Jim O'Brien.....	1967-69

## Extra Point Percentage (Min. 30 Att.)

1.	1.000	Ryan Coe (44-of-44).....	2022
	1.000	Sam Crosa (51-of-51).....	2019
3.	.988	Kevin Lovell (85-of-86).....	2004-06
4.	.978	Eric Richards (89-of-91).....	1994-97
5.	.974	Mike Morton (37-of-38).....	1983-84

## Consecutive Extra Points Made

1.	82	Kevin Lovell.....	2004-06
2.	78	Andrew Gantz.....	2014-15
	65	Jonathan Ruffin.....	2000-2002
4.	64	Jacob Rogers.....	2008-09
5.	63	Eric Richards.....	1994-97
6.	51	Sam Crosa.....	2019
7.	44	Ryan Coe.....	2022
8.	38	Phil Insalaco.....	1986-88
9.	37	Jacob Rogers.....	2007
10.	36	Mike Morton.....	1983-84

## KICKING

## CAREER RECORDS (CONT.)

## Field Goals Made

1.	62	Jonathan Ruffin.....	1999-2002
2.	51	Jacob Rogers.....	2007-10
3.	41	Eric Richards.....	1994-97
4.	39	Andrew Gantz.....	2014-17
5.	35	Steve Schultz.....	1976-79
6.	34	Tony Miliano.....	2011-14
7.	33	Kevin Lovell.....	2004-06
8.	28	Phil Insalaco.....	1986-88
9.	25	Dan Shepherd.....	1973-75
10.	23	Tom Dallen.....	1993-94

## Field Goals Attempted

1.	79	Jonathan Ruffin.....	1999-2002
2.	75	Jacob Rogers.....	2007-10
3.	68	Steve Schultz.....	1976-79
4.	62	Eric Richards.....	1994-97
5.	49	Andrew Gantz.....	2014-17
6.	47	Tony Miliano.....	2011-14
	47	Kevin Lovell.....	2004-06
8.	44	Jim O'Brien.....	1967-69
9.	41	Phil Insalaco.....	1986-88
	41	Sal Casola.....	1972-73

## Field Goal Percentage (min. 20 attempts)

1.	.826	Ryan Coe (19-of-23).....	2022
2.	.785	Jonathan Ruffin (62-of-79).....	1999-2002
3.	.780	Andrew Gantz (39-of-50).....	2014-17
4.	.731	David Rowe (19-of-26).....	1990-91
5.	.723	Tony Miliano (34-of-47).....	2011-14
6.	.714	Dan Shepherd (25-of-35).....	1973-75
7.	.702	Kevin Lovell (33-of-47).....	2004-06
8.	.683	Phil Insalaco (28-of-41).....	1986-88
9.	.680	Jacob Rogers (51-of-75).....	2007-10
10.	.677	Jim Fogler (21-of-31).....	1981-83

## Consecutive Field Goals Made

1.	13	Jake Rogers.....	2007-08
	13	Jonathan Ruffin.....	2002
3.	12	Andrew Gantz.....	2012
	12	Jonathan Ruffin.....	2000
5.	11	Kevin Lovell.....	2006
6.	10	Ryan Coe.....	2022
7.	8	Jonathan Ruffin.....	2001
	8	Eric Richards.....	1997
9.	7	Jonathan Ruffin.....	2000
	7	Phil Insalaco.....	1987
	7	Kevin Lovell.....	2005-06

## Points Scored By Kicking

1.	339	Jacob Rogers.....	2007-10
2.	315	Jonathan Ruffin.....	1999-2002
3.	224	Andrew Gantz.....	2014-17
4.	203	Steve Schultz.....	1976-79
5.	202	Eric Richards.....	1994-97
6.	200	Tony Miliano.....	2011-14
7.	193	Cole Smith.....	2018-21
8.	184	Kevin Lovell.....	2004-06
9.	160	Phil Insalaco.....	1986-88
10.	121	Jim O'Brien.....	1967-69

## Consecutive Games Scored In

1.	47	Jonathan Ruffin.....	1999-2002
2.	37	Jacob Rogers.....	2007-10
3.	28	Andrew Gantz.....	2014-15
4.	26	Tony Miliano.....	2011-2012
5.	24	Jim O'Brien.....	1968-69

# SPECIAL TEAMS RECORDS - PUNTING & RETURNS

## PUNTING GAME RECORDS

**Punts**

1.	13	Phil Peckich at Pittsburgh.....	1981
2.	12	four times, last by Steve Smith at Louisville.....	1996

**Punting Yards**

1.	510	Steve Smith at Louisville.....	1996
2.	502	Mike Connell vs. Arizona State.....	1976
3.	460	Clem Fennell at North Texas State.....	1970
4.	456	Doug Johnson at Boston College.....	1997
5.	452	Steve Smith at Virginia Tech.....	1995

**Punting Average**

1.	65.0	Mason Fletcher at SMU (3 punts).....	2022
2.	59.7	Pat O'Donnell vs NC State (3 punts).....	2011
		Kevin Huber vs. Marshall (3 punts).....	2007
4.	57.5	John Lloyd vs. USF (2 punts).....	2013
	55.0	John Lloyd vs. Temple (2 punts).....	2012

## PUNTING SEASON RECORDS

**Punts**

1.	80	Phil Peckich.....	1981
2.	77	Jeff West.....	1974
3.	73	Jeff Jones.....	1990
4.	72	James Smith.....	2019
	72	Mike Connell.....	1976
5.	71	Clem Fennell.....	1972

**Punting Yards**

1.	3,192	Jeff West.....	1974
2.	3,155	Phil Peckich.....	1981
3.	3,095	Mike Connell.....	1976
	3,053	James Smith.....	2019
4.	2,913	Mason Fletcher.....	2022
5.	2,821	Jeff Jones.....	1990

**Punting Average (Min. 25 Punts)**

1.	46.90	Kevin Huber.....	2007
2.	46.60	James Smith.....	2018
3.	46.30	Sam Geraci.....	2015
4.	46.23	Mason Fletcher.....	2022
5.	45.00	Kevin Huber.....	2008

## PUNTING CAREER RECORDS

**Punts**

1.	241	Chet Ervin.....	2002-05
2.	236	Jeff Blaylock.....	1991-94
3.	235	James Smith.....	2017-20
	235	Shaun Burdick.....	1983-86
5.	216	Jeff Jones.....	1987-90

**Punting Yards**

1.	10,245	James Smith.....	2017-20
2.	9,446	Chet Ervin.....	2002-05
3.	9,244	Shaun Burdick.....	1983-86
4.	9,008	Adam Wulfbeck.....	1998-2001
5.	8,711	Jeff Blaylock.....	1991-94

**Punting Average (Min. 50 Punts)**

1.	45.47	Kevin Huber.....	2005-08
2.	<b>44.71</b>	<b>Mason Fletcher.....</b>	<b>2021-present</b>
3.	43.60	James Smith.....	2017-20
4.	42.60	Pat O'Donnell.....	2010-12
5.	42.51	Mike Connell.....	1974-77

## RETURNS GAME RECORDS

**Kickoff Returns**

1.	8	Mardy Gilyard at Pittsburgh.....	2009
	8	LaDaris Vann vs. ECU.....	1999

**Kickoff Return Yards**

1.	256	Mardy Gilyard at Pittsburgh.....	2009
2.	246	Mardy Gilyard at Oklahoma.....	2008
3.	218	Roger Stephens vs. Dayton.....	1947
4.	207	Mardy Gilyard vs. Florida.....	2010
5.	192	Keith Jenkins vs. Houston.....	1975

**Kickoff Returns For Touchdowns**

1.	1	Accomplished 23 times; last by Thompson vs ECU (2022)
----	---	---

**Punt Returns**

1.	7	three times, last by Mike Daniels vs. WCU.....	2005
----	---	--	------

**Punt Return Yards**

1.	161	Gene Gibson vs. Ohio.....	1949
2.	122	Tinker Keck vs. Louisville.....	1997
3.	103	Gene Gibson vs. Western Michigan.....	1949
4.	98	Errol Prisyb vs. North Texas State.....	1963
5.	97	Tinker Keck vs. Miami (OH).....	1997

**Punt Return Touchdowns**

1.	2	Tinker Keck vs. Louisville.....	1997
	2	Gene Gibson vs. Ohio.....	1949

## RETURNS SEASON RECORDS

**Kickoff Returns**

1.	42	Mardy Gilyard.....	2009
2.	39	Ralph David Abernathy IV.....	2011
3.	36	Mardy Gilyard.....	2008
4.	33	Donald McKnight.....	1998
5.	32	Ralph David Abernathy IV.....	2012

**Kickoff Return Yards**

1.	1,281	Mardy Gilyard.....	2009
2.	1,034	Ralph David Abernathy IV.....	2011
3.	994	Mardy Gilyard.....	2008
4.	801	Ralph David Abernathy IV.....	2012
5.	652	Russell Cooper.....	1980

**Kickoff Return Average (Min. 1.5 KOR/G)**

1.	34.33	Robert Tate.....	1995
2.	31.50	Chris Hewitt.....	1993
3.	30.50	Mardy Gilyard.....	2009
4.	29.13	Keith Jenkins.....	1975
5.	27.73	Tom Marvaso.....	1974

**Kickoff Returns For Touchdowns**

1.	2	Mardy Gilyard.....	2008
----	---	--------------------	------

**Punt Returns**

1.	38	Tinker Keck.....	1997
	38	Charley Bland.....	1973
3.	37	Tom Marvaso.....	1975
4.	36	Tye Keith.....	2002
5.	35	LaDaris Vann.....	2001

**Punt Return Yards**

1.	577	Tinker Keck.....	1997
2.	438	Gene Gibson.....	1949
3.	342	Tom Marvaso.....	1974
4.	322	Gene Gibson.....	1950
5.	302	Charley Bland.....	1973

## RETURNS SEASON RECORDS (CONT.)

**Punt Return Average (Min. 10 Returns)**

1.	20.86	Gene Gibson.....	1949
2.	20.12	Gene Gibson.....	1950
3.	19.82	Jack Delaney.....	1951
4.	17.36	Billy Hunter.....	1972
5.	16.23	Dom Del Bene.....	1951

**Punt Return Touchdowns**

1.	4	Tinker Keck.....	1997
2.	3	Gene Gibson.....	1949

## RETURNS CAREER RECORDS

**Kickoff Returns**

1.	93	Mardy Gilyard.....	2005-09
2.	87	Ralph David Abernathy IV.....	2011-14
3.	67	Tre Tucker.....	2019-22
4.	62	Brian Jenkins.....	1990-93
5.	55	Dominick Goodman.....	2005-07

**Kickoff Returns Yards**

1.	2,657	Mardy Gilyard.....	2005-09
2.	2,186	Ralph David Abernathy IV.....	2011-14
3.	1,670	Tre Tucker.....	2019-22
4.	1,506	Brian Jenkins.....	1990-93
5.	1,199	Dominick Goodman.....	2005-07

**Kickoff Returns Average (Min. 25 KOR)**

1.	28.60	Mardy Gilyard.....	2005-09
2.	28.54	Chris Hewitt.....	1993-95
3.	26.41	Robert Tate.....	1993-95
4.	25.10	Ralph David Abernathy IV.....	2011-14
5.	24.93	Tre Tucker.....	2019-22

**Kickoff Returns For Touchdowns**

1.	4	Mardy Gilyard.....	2005-09
2.	2	Tre Tucker.....	2019-22
	2	Mel Riggins.....	1970-71

**Punt Returns**

1.	73	Robert Tate.....	1993-96
	73	Tom Marvaso.....	1974-75
3.	<b>70</b>	<b>Ryan Montgomery.....</b>	<b>2019-present</b>
4.	68	Tinker Keck.....	1997-99
5.	60	Lamont Patterson.....	1979-82

**Punt Return Yards**

1.	804	Tinker Keck.....	1997-99
2.	760	Gene Gibson.....	1949-50
3.	<b>684</b>	<b>Ryan Montgomery.....</b>	<b>2019-present</b>
4.	637	Robert Tate.....	1993-96
5.	575	Tom Marvaso.....	1974-75

**Punt Return Average**

1.	20.54	Gene Gibson.....	1949-50
2.	14.33	Jack Delaney.....	1950-52
3.	11.82	Tinker Keck.....	1997-99
4.	11.80	Mardy Gilyard.....	2005-09
5.	10.57	Brian Jenkins.....	1990-92

**Punt Return Touchdowns**

1.	5	Gene Gibson.....	1949-50
2.	4	Tinker Keck.....	1997-99
3.	3	Joe Morrison.....	1956-58
4.	2	Tom Marvaso.....	1974-75
5.	1	Accomplished 16 times last by Gilyard (2009)	

## DEFENSIVE RECORDS - TACKLES

## TACKLES

## GAME RECORDS

## Total Tackles

1.	31	Karl Woods at South Carolina	1980
2.	24	Vaughn Booker vs. ECU	1987
3.	23	Brad Jackson vs. Boston College	1997
	23	Jerome Brinson vs. Oklahoma State	1987
5.	22	Sam Garnes vs. Vanderbilt	1994
	22	Jason Coppess vs. Bowling Green	1993
	22	Alex Gordon vs. Miami (OH)	1986
	22	Brad Nothacker vs. Penn State	1985
9.	21	Jack Brusciannelli vs. West Virginia	1989
	21	Mike Kelly vs. Rutgers	1987

## Solo Tackles (Since 2001)

1.	12	Zach Edwards vs. ECU	2014
	12	Mike Mickens at Akron	2008
	12	Jamar Enzor at Memphis	2003
	12	Ivan Fields vs. Tulane	2001
5.	11	Walter Stewart vs. Syracuse	2010
6.	11	Haruki Nakamura at USF	2007
7.	11	Ryan Manalac at USF	2007
8.	11	Jamar Enzor vs. Rhode Island	2003
9.	11	Ivan Fields vs. West Virginia	2002
10.	11	Lewis Carter vs. Purdue	2001

## Assisted Tackles (Since 2001)

1.	12	Andre Revels at Miami (OH)	2009
	12	Corey Smith vs. Louisville	2007
	12	Jamar Enzor at UAB	2003
4.	11	Kevin Brown vs. Memphis	2014
	11	Zach Edwards vs. Memphis	2014
	11	Jeff Luc vs. Miami (OH)	2014
7.	10	<b>Dorian Jones vs. Oklahoma</b>	<b>2023</b>
	10	Eric Wilson vs. UT Martin	2016
	10	Jeff Luc vs. Memphis	2014
	10	Nick Temple vs. Memphis	2014
	10	Greg Blair at Louisville	2012
	10	JK Schaffer at NC State	2010
	10	JK Schaffer vs. Illinois	2009

## Tackles For A Loss (Since 2001)

1.	5.5	Brandon Mills vs. Rutgers	2010
2.	5.0	Antwan Peek at Southern Miss	2002
	5.0	Antwan Peek vs. Louisiana-Monroe	2001
	5.0	Derek Wolfe vs. Connecticut	2011
5.	4.5	Ivan Pace Jr. vs. Indiana	2022
	4.5	Trevor Anderson at Connecticut	2006
	4.5	Cortez Broughton at UCLA	2018

## TACKLES

## SEASON RECORDS

## Total Tackles

1.	186	Mike Brookins	1979
2.	168	Brad Jackson	1997
3.	161	Karl Woods	1980
4.	158	Jerome Brinson	1983
5.	155	Karl Woods	1978
6.	147	Dwayne Berry	1978
7.	145	Muhammed El-Mubarak	1995
8.	143	Linwood Marshall	1983
9.	140	Howie Kurnick	1978
10.	138	Greg Blair	2012
	138	Phillip Curry	1997
	138	Antonio Gibson	1982

## Solo Tackles

1.	101	Howie Kurnick	1978
2.	94	Linwood Marshall	1983
3.	93	Brad Jackson	1997
	93	Mike Brookins	1979
5.	90	Muhammed El-Mubarak	1995
	90	Jerome Brinson	1983
7.	88	Sam Garnes	1994
8.	83	Phillip Curry	1997
9.	82	DeJuan Gossett	1999
10.	80	Jack Brusciannelli	1988

## Assisted Tackles

1.	99	Karl Woods	1980
2.	93	Mike Brookins	1979
3.	83	Karl Woods	1978
4.	82	Alex Gordon	1985
5.	81	Ivan Pace Jr.	2022
6.	78	Dwayne Berry	1978
7.	75	Brad Jackson	1997
	75	Richard Rhodes	1985
9.	74	Antonio Gibson	1982
10.	73	Alex Gordon	1986

## Tackles For A Loss

1.	28.0	Mike Gates	1980
2.	22.0	Trent Cole	2004
	22.0	Antwan Peek	2001
4.	21.5	Ivan Pace Jr.	2022
	21.5	Derek Wolfe	2011
6.	21.0	Antwan Peek	2002
	21.0	Phil Poirier	1989
8.	20.0	Nate Dingle	1992
9.	18.0	Tyjuan Hagler	2002
	18.0	Andrew Stewart	1988

## TACKLES

## CAREER RECORDS

## Total Tackles

1.	502	Karl Woods	1977-80
2.	487	Phillip Curry	1994-97
3.	392	Brad Jackson	1994-97
4.	381	Zach Edwards	2013-16
5.	356	Mike Brookins	1979-81
6.	352	Alex Gordon	1983-86
7.	351	Hassan Champion	1995-98
	351	Joe Olding	1979-82
9.	338	Doug Monaghan	2001-04
10.	337	JK Schaffer	2008-11
	327	DeJuan Gossett	1997-2000

## Solo Tackles

1.	268	Phillip Curry	1994-97
2.	229	Zach Edwards	2013-16
3.	222	DeJuan Gossett	1997-2000
4.	216	Brad Jackson	1994-97
5.	211	Karl Woods	1977-80
6.	208	Ivan Fields	1999-2002
7.	206	Sam Garnes	1993-96
8.	200	Doug Monaghan	2001-04
9.	190	Mike Brookins	1979-81
10.	184	Hassan Champion	1995-98

## Assisted Tackles

1.	291	Karl Woods	1979-81
2.	219	Phillip Curry	1994-97
3.	192	Alex Gordon	1983-86
4.	176	Brad Jackson	1994-97
5.	175	Joe Olding	1979-82
6.	168	Howie Kurnick	1975-78
7.	167	Hassan Champion	1995-98
8.	166	Mike Brookins	1979-81
9.	155	JK Schaffer	2008-11
10.	152	Zach Edwards	2014-16

## Tackles For A Loss

1.	56.0	Antwan Peek	1998-2002
2.	48.0	Trent Cole	2002-04
3.	46.0	Nate Dingle	1990-93
4.	45.0	Phillip Curry	1994-97
5.	44.5	Andre Frazier	2001-04
6.	42.0	Terrill Byrd	2005-08
7.	38.0	Alex Gordon	1983-86
8.	37.0	Derek Wolfe	2008-11
	37.0	George Jamison	1980-83
9.	36.0	Andrew Stewart	1986-88
10.	34.5	Tyjuan Hagler	2002-04

# DEFENSIVE RECORDS - SACKS & MISC.

## SACKS

### GAME RECORDS

#### Quarterback Sacks (Since 2001)

1.	4.0	Alex Daniels at Miami (OH).....	2009
	4.0	Antwan Peek vs. Louisiana-Monroe.....	2001
3.	3.5	Cortez Broughton at UCLA.....	2018
4.	3.0	Connor Barwin vs. Pittsburgh.....	2008
	3.0	Trent Cole at ECU.....	2004
	3.0	Anthony Hoke vs. UConn.....	2007
	3.0	Anthony Hoke at Syracuse.....	2007
	3.0	Brandon Mills vs. Rutgers.....	2010
	3.0	Lamonte Nelms at Syracuse.....	2007

## SACKS

### SEASON RECORDS

#### Quarterback Sacks (Since 2001)

1.	13.0	Anthony Hoke.....	2007
2.	12.5	Antwan Peek.....	2001
3.	11.0	Connor Barwin.....	2008
4.	10.0	Ivan Pace Jr. ....	2022
5.	9.5	Derek Wolfe.....	2011
	9.5	Silverberry Mouhon.....	2013
7.	9.0	Terrell Hartsfield.....	2014
	9.0	Antwan Peek.....	2000
9.	8.5	Trent Cole.....	2004
	8.5	Alex Daniels.....	2009

## SACKS

### CAREER RECORDS

#### Quarterback Sacks (Since 2001)

1.	28.0	Antwan Peek.....	1998-2002
2.	22.0	Anthony Hoke.....	2004-07
3.	21.5	Andre Frazier.....	2000-04
4.	19.5	Derek Wolfe.....	2008-11
5.	19.0	Trent Cole.....	2002-04
	19.0	Silverberry Mouhon.....	2012-15
7.	18.0	Nate Dingle.....	1990-93
	18.0	George Jamison.....	1980-83
9.	17.5	Walter Stewart.....	2009-12
10.	16.5	Dan Giordano.....	2008-12
	16.5	Terrill Byrd.....	2005-08

## FUMBLES

### GAME RECORDS

#### Fumbles Forced (Since 2000)

1.	3	Antwan Peek vs. Louisiana-Monroe.....	2001
2.	2	Seven times, last by J. White vs. Tulsa.....	2019

#### Fumbles Recovered (Since 2000)

1.	2	Willis Edwards vs. Memphis.....	2002
	2	Ivan Fields at Memphis.....	2000
2	2	Jeff Luc vs. USF.....	2014
2	2	Kevin McCullough vs. Connecticut.....	2005
2	2	Wesley Richardson at NC State.....	2010

## FUMBLES

### SEASON RECORDS

#### Fumbles Forced (Since 2000)

1.	7	Antwan Peek.....	2002
2.	6	Jeff Luc.....	2014
3.	5	Antwan Peek.....	2001
4.	4	Bryan Wright.....	2019
	4	Walter Stewart.....	2011
	4	Willis Edwards.....	2001
	4	Troy Evans.....	2000

#### Fumbles Recovered (Since 2000)

1.	5	Antwan Peek.....	2002
2.	4	Ja'Von Hicks.....	2019
	4	Jeff Luc.....	2014
4.	3	Nine times, last by Hartsfield & Wilson.....	2014

## FUMBLES

### CAREER RECORDS

#### Forced Fumbles (Since 1999)

1.	17	Antwan Peek.....	1998-02
2.	8	Jeff Luc.....	2013-14
	8	Walter Stewart.....	2009-12
3.	6	JK Schaffer.....	2008-11
	6	Andre Frazier.....	2000-04
6.	5	Zach Norton.....	2000-03
	5	Coby Bryant.....	2017-21
	5	Willis Edwards.....	2000-02
	5	Anthony Hoke.....	2004-07
	5	Jason Russel.....	2001-04
	5	Anthony Williams.....	2005-07
	5	Tyrell Gilbert.....	2014-18

#### Fumble Recoveries

1.	12	John Vitro.....	1973-75
2.	10	Antwan Peek.....	1998-2002
	10	Howie Kurnick.....	1975-77
4.	9	Ronnie Shannon.....	1988-91
	9	David Mann.....	1975-77
6.	7	Eric Wilson.....	2014-16
	7	Marion Ford.....	1972-73
	7	Charlie Stovall.....	1971-72

## BLOCKED KICKS

### GAME RECORDS

#### Blocked Kicks (Since 2000)

1.	2	Connor Barwin at Marshall.....	2008
	2	Antwan Peek vs. Miami.....	2000
3.	1	41 times, last by Jowon Briggs vs. Navy.....	2022

## BLOCKED KICKS

### SEASON RECORDS

#### Blocked Kicks (Since 2000)

1.	3	Antwan Peek.....	2000
	3	Connor Barwin.....	2008
	3	Ethan Tucky.....	2019
4.	2	Arquon Bush.....	2021
	2	Mardy Gilyard.....	2007
	2	Antwan Peek.....	2001
	2	Wilson Huber.....	2019
	2	Andre Frazier.....	2003
	2	Tyjuan Hagler.....	2004
	2	Antwan Peek.....	2002

## BLOCKED KICKS

### CAREER RECORDS

#### Blocked Kicks (Since 2000)

1.	7	Antwan Peek.....	2000-02
2.	5	Ethan Tucky.....	2018-20
3.	4	Connor Barwin.....	2005-08
4.	3	Wilson Huber.....	2018-22
5.	2	Deshawn Pace.....	2020-present
	2	Arquon Bush.....	2018-22
	2	Tyjuan Hagler.....	2001-04
	2	Mardy Gilyard.....	2005,07-09
	2	Andre Frazier.....	2000-04

## HURRIES

### SEASON RECORDS

#### Quarterback Hurries (Since 2000)

1.	13	Myjai Sanders.....	2021
	13	Trevor Anderson.....	2006
	13	Trent Cole.....	2004
4.	12	Dan Giordano.....	2012
5.	11	Angelo Craig.....	2007

## HURRIES

### CAREER RECORDS

#### Quarterback Hurries (Since 2000)

1.	26	Dan Giordano.....	2008-12
2.	25	Myjai Sanders.....	2018-21
3.	16	Silverberry Mouhon.....	2012-15
4.	15	Angelo Craig.....	2003-07
5.	14	Andre Frazier.....	2000-04

# DEFENSIVE RECORDS - INTERCEPTIONS AND SCORES

## INTERCEPTIONS GAME RECORDS

### Interceptions

1. 4 Bob Hynes vs. Ohio Northern..... 1923
2. 3 accomplished six times, last by D. Smith (2007)

### Interception Return Yards

1. 123 Shawn Ferguson vs. Memphis..... 1998
2. 96 Jocelyn Borgella vs. Rutgers ..... 1992
- 96 Bob Del Rosa vs. Oklahoma State ..... 1958
4. 88 Joe Morrison vs. Dayton ..... 1956
5. 87 Joe Morrison vs. Wichita State..... 1956

### Interception Returns for Touchdowns

1. 2 Shawn Ferguson vs. Memphis..... 1998
2. 1 accomplished 61 times, last by Bryant (2021)

## INTERCEPTIONS SEASON RECORDS

### Interceptions

1. 8 DeAngelo Smith ..... 2007
2. 6 seven times, last by Mike Mickens..... 2007

### Interception Return Yards

1. 175 Joe Morrison..... 1956
2. 171 Jocelyn Borgella ..... 1992
3. 159 John Mooth..... 1951
4. 158 Mike Mickens ..... 2008
5. 136 Mike Mickens ..... 2007

### Interception Returns for Touchdowns

1. 2 Ahmad Gardner..... 2019
- 2 Mike Mickens ..... 2007
- 2 Blue Adams..... 2002
- 2 Shawn Ferguson..... 1998
- 2 Joe Morrison ..... 1956

## INTERCEPTIONS CAREER RECORDS

### Interceptions

1. 14 Mike Mickens ..... 2005-08
2. 12 DeAngelo Smith ..... 2005-08
- 12 Blue Adams..... 1998-2002
- 12 Jocelyn Borgella ..... 1990-93
5. 11 Ed Bolis..... 1970-72
6. 10 Ja'Von Hicks..... 2018-22
- 10 Coby Bryant ..... 2017-21

### Interception Return Yards

1. 296 Mike Mickens ..... 2005-08
2. 263 Jocelyn Borgella ..... 1990-93
- 263 Joe Morrison ..... 1956-58
4. 254 Gene Gibson..... 1949-50
5. 222 Aaron Webster ..... 2006-09

### Interception Returns for Touchdowns

1. 3 Mike Mickens ..... 2005-08
- 3 Shawn Ferguson..... 1995-98
2. 2 four times, last by Ahmad Gardner ..... 2019-21

## PASSES BROKEN UP GAME RECORDS

### Most Pass Breakups (Since 2000)

1. 4 Justin Harris at Pitt ..... 2023
- 4 Mike Mickens vs. Rutgers ..... 2006
- 4 Zach Norton vs. Louisville ..... 2001
- 4 Linden Stephens at Miami (OH)..... 2017
5. 3 Ja'Von Hicks at Tulsa ..... 2022
- 3 Coby Bryant at Notre Dame ..... 2021
- 3 Blue Adams at Temple ..... 2002
- 3 Coby Bryant at Temple..... 2018
- 3 Coby Bryant at ECU..... 2019
- 3 Zach Edwards vs. North Carolina ..... 2013
- 3 Ivan Fields vs. Houston..... 2002
- 3 Tyrell Gilbert at Miami (OH) ..... 2018
- 3 Andre Jones vs. ECU..... 2014
- 3 Mike Mickens at Akron..... 2008
- 3 Mike Mickens vs. UConn..... 2005
- 3 Mike Mickens vs. Louisville ..... 2005
- 3 Mike Mickens vs. Pittsburgh ..... 2006
- 3 Mike Mickens at Miami (OH)..... 2005
- 3 Haruki Nakamura vs. USF..... 2006
- 3 Zach Norton vs. UAB..... 2002
- 3 Antwan Peek at Tulane ..... 2000

## PASSES DEFENDED (PBU+INT) SEASON RECORDS

### Most Passes Defended (Since 2000)

1. 23 Blue Adams (17 PBU, 6 INT) ..... 2002
2. 18 Mike Mickens (15 PBU, 3 INT)..... 2006
3. 16 Lavar Glover (15 PBU, 1 INT)..... 2001
- 16 Zach Norton (14 PBU, 2 INT) ..... 2002
- 16 Deangelo Smith (8 PBU, 8 INT)..... 2007
6. 15 Mike Mickens (14 PBU, 1 INT)..... 2005
- 15 Daven Holly (9 PBU, 6 INT)..... 2003
8. 14 Coby Bryant (11 PBU, 3 INT)..... 2021
9. 13 Ivan Fields (10 PBU, 3 INT)..... 2002
- 13 Zach Norton (10 PBU, 3 INT) ..... 2001
- 13 Mike Mickens (10 PBU, 3 INT)..... 2008

## PASSES DEFENDED (PBU+INT) CAREER RECORDS

### Most Passes Defended (Since 2000)

1. 58 Mike Mickens (45 Brup, 13 Int)..... 2005-08
2. 45 Coby Bryant (35 Brup, 10 Int)..... 2017-21
3. 41 Zach Norton (31 Brup, 10 Int)..... 2000-03
4. 34 Blue Adams (26 Brup, 8 Int) ..... 2000-02
- 34 Zach Edwards (26 Brup, 8 Int)..... 2013-16
6. 32 Arquon Bush (23 Brup, 9 Int)..... 2018-22
7. 30 Deangelo Smith (19 Brup, 11 Int)..... 2004-08
8. 29 Doug Monaghan (20 Brup, 9 Int) ..... 2001-04
- 29 Deven Drane (21 Brup, 8 Int) ..... 2010-13
10. 28 Drew Frey (20 Brup, 8 Int) ..... 2008-12
11. 27 Ahmad "Sauce" Gardner (18 Brup, 9 INT)..... 2019-21

## DEFENSIVE SCORES GAME RECORDS

### Fumble Return TDs - Defense (Since 2000)

1. 1 19 times, last by Dominique Perry ..... 2022

### Blocked PAT Return (Two Points) (Since 2000)

1. 1 Coby Bryant vs. Temple..... 2019
- 1 Daven Holly vs. Miami (OH)..... 2004

### Blocked FG Return TDs (Since 2000)

1. 1 Ahmad "Sauce" Gardner at ECU..... 2021

## DEFENSIVE SCORES SEASON RECORDS

### Fumble return TDs (Since 2000)

1. 2 Antwan Peek ..... 2002
2. 1 16 times, last by Jabari Taylor..... 2022

### Blocked PAT Return (Two Points) (Since 2000)

1. 1 Coby Bryant ..... 2019
- 1 Daven Holley..... 2004

## DEFENSIVE SCORES CAREER RECORDS

### Fumble return TDs (Since 2000)

1. 2 Antwan Peek ..... 2000-02
- 2 Kevin McCullough..... 2005-06
3. 1 **Dominique Perry**..... **2020-pres.**
- 1 Nick Temple..... 2011-14
- 1 Eric Wilson..... 2014-16
- 1 Fran Callicott..... 2002-03
- 1 JK Schaffer ..... 2008-11
- 1 Walter Stewart ..... 2009-12
- 1 Daven Holly ..... 2000-04
- 1 Maalik Bomar ..... 2009-12
- 1 Deven Drane ..... 2010-13
- 1 Ivan Fields..... 2000-02
- 1 Angelo Craig..... 2003-07
- 1 Tjuan Hagler ..... 2001-04
- 1 Carter Jacobs ..... 2014-17
- 1 Kimoni Fitz..... 2014-18
- 1 Terrell Hartsfield ..... 2013-14

### Blocked PAT Return (Two Points) (Since 2000)

1. 1 Coby Bryant ..... 2017-21
- 1 Daven Holley..... 2001-04

### Blocked FG Return TDs (Since 2000)

1. 1 Ahmad "Sauce" Gardner at ECU..... 2019-21

# SINGLE GAME TEAM RECORDS

## Most Points

1.	124	Transylvania.....	1912
2.	115	Kentucky Wesleyan.....	1921
3.	72	Austin Peay.....	2011
4.	70	Southeast Missouri State.....	2009
5.	69	Rutgers.....	2010
6.	69	Case-Western Reserve.....	1923
7.	67	Virginia Military Institute.....	1953
	67	Baltimore.....	1935
9.	66	<b>EKU.....</b>	<b>2023</b>
	66	Northwestern State.....	2013
	66	Case-Western Reserve.....	1953
12.	63	Kennesaw State.....	2022
	63	Alabama A&M.....	2018
	63	Louisiana-Monroe.....	1977

## Most Touchdowns

1.	14	Transylvania.....	1912
2.	10	Four Times	

## Most Rushing Attempts

1.	83	Louisiana-Monroe.....	1977
2.	82	Miami (OH).....	1996
3.	77	Miami (OH).....	1951
4.	74	North Texas State.....	1970
5.	73	Miami (OH).....	1970

## Most Rushing Yards

1.	464	Case-Western Reserve.....	1953
	464	Virginia Military Institute.....	1953
3.	422	Kansas State.....	1966
4.	421	Marshall.....	1946
5.	419	Xavier.....	1970
6.	409	Alabama A&M.....	2018
	405	Miami (OH).....	1996
7.	402	North Texas State.....	1970
8.	389	Xavier.....	1946
9.	387	Austin Peay.....	2011
10.	383	South Dakota.....	1965

## Most Rushing Touchdowns

1.	14	Transylvania.....	1912
2.	10	Case-Western Reserve.....	1953
	10	Virginia Military Institute.....	1953

## Most Passing Attempts

1.	64	@ Memphis.....	2015
2.	61	USF.....	2010
3.	60	@ Miami (Fla.).....	2014
4.	59	Southern Miss.....	1999
5.	57	Ohio.....	1968

## Most Passes Completed

1.	38	@ Memphis.....	2015
	36	Ohio.....	1968
3.	35	Southern Miss.....	1999
4.	34	USF.....	2010
5.	33	@ SMU.....	2018

## Most Passing Yards

1.	620	@ Memphis.....	2015
2.	584	Ohio.....	1968
3.	512	USF.....	2010
4.	507	@ Rutgers.....	2013
5.	480	UConn.....	2009
6.	438	<b>EKU.....</b>	<b>2023</b>
7.	436	ECU.....	2014
	436	Toledo.....	2014
	436	Louisville.....	1968
10.	431	Syracuse.....	2007

## Most Interceptions Thrown

1.	6	Xavier.....	1972
2.	5	North Texas.....	2002
	5	Toledo.....	1995
	5	Houston.....	1968
	5	North Texas.....	1967
	5	Xavier.....	1955
	5	Xavier.....	1951

## Most Touchdown Passes

1.	6	<b>EKU.....</b>	<b>2023</b>
	6	UCF.....	2015
	6	Toledo.....	2014
	6	@ Rutgers.....	2013
	6	Illinois.....	2009
6.	5	SMU.....	2021
	5	ECU.....	2018
	5	UConn.....	2013
	5	Northwestern State.....	2013
	5	@ Louisville.....	2010
	5	@ Rutgers.....	2009
	5	Southern Miss.....	2004

## Most Offensive Plays

1.	100	@ Memphis.....	2015
2.	99	Miami (OH).....	1996
3.	96	Southern Miss.....	1999
4.	95	ECU.....	1998
5.	94	@ Miami (OH).....	2015
	94	Tulsa.....	1978

## Most Yards Total Offense

1.	752	@ Memphis.....	2015
2.	741	Alabama A&M.....	2018
3.	726	UCF.....	2015
4.	711	UConn.....	2009
5.	684	Ohio.....	1968
6.	669	Northwestern State.....	2013
7.	667	<b>EKU.....</b>	<b>2023</b>
8.	661	Rutgers.....	2010
9.	659	@ UConn.....	2018
10.	653	ECU.....	2020

## Most First Downs

1.	38	Alabama A&M.....	2018
	38	@ Memphis.....	2015
3.	36	Ohio.....	1968
4.	34	Temple.....	2015
	34	Alabama A&M.....	2015

## Most Fumbles

1.	15	Louisville.....	1970
2.	9	North Texas State.....	1968
3.	8	Wichita State.....	1960

## Most Fumbles Lost

1.	7	Virginia Military Institute.....	1951
2.	6	Louisville.....	1970
	6	Hardin-Simmons.....	1955

## Most Turnovers

1.	9	Xavier.....	1955
	9	Hardin-Simmons.....	1955
	9	Virginia Military Institute.....	1951
4.	8	Houston.....	1968
	8	Western Michigan.....	1949

## Most Penalties

1.	18	Kansas State.....	1951
2.	15	Xavier.....	1958
3.	14	at Hawai'i.....	2002
	14	Louisville.....	1968

## Most Penalty Yards

1.	176	Louisville.....	1968
2.	170	Kentucky.....	1945
3.	161	Dayton.....	1957
4.	159	ECU.....	2020
	142	Toledo.....	1953
5.	140	Kansas State.....	1951

## Most Punts

1.	13	Pittsburgh.....	1981
	13	Mississippi State.....	1948
3.	12	Louisville.....	1996
	12	Virginia Tech.....	1995
5.	11	Boston College.....	1997
	11	Central Michigan.....	1990
	11	North Texas State.....	1970
	11	Tulsa.....	1958
	11	Mississippi State.....	1949

## Most Punting Yards

1.	510	Louisville.....	1996
2.	502	Arizona State.....	1976
3.	475	Mississippi State.....	1948
4.	460	North Texas State.....	1968
5.	456	Boston College.....	1997
6.	452	Virginia Tech.....	1995
7.	451	Central Michigan.....	1990
8.	425	West Virginia.....	2003
9.	418	Rutgers.....	2008
10.	407	Iowa.....	1990

## Most Punt Return Yards

1.	177	Ohio.....	1949
2.	156	Western Reserve.....	1951
3.	150	Western Michigan.....	1950
4.	122	Louisville.....	1997
5.	116	UTEP.....	1950

## Most Kickoff Return Yards

1.	295	Memphis.....	1971
2.	278	at Pittsburgh.....	2009
3.	265	at Oklahoma.....	2008
4.	226	Florida.....	2010
	219	Hardin-Simmons.....	1955

## Fewest Rushing Attempts

1.	15	Illinois.....	2009
2.	16	at West Virginia.....	2010
	16	Fresno State.....	2009
4.	19	Ohio State.....	2014
	19	at UConn.....	2008
	19	Miami (OH).....	1968
7.	18	at Houston.....	2015
	18	at Pittsburgh.....	2009

## Fewest Rushing Yards

1.	-23	Rutgers.....	2005
2.	-20	Northwestern State.....	1977

## Fewest Passes Completed

1.	0	Dayton.....	1970
2.	1	Wichita State.....	1965
	1	South Dakota.....	1965
	1	Wichita State.....	1962
	1	Tulsa.....	1959

## Fewest Passing Yards

1.	0	Dayton.....	1970
2.	6	Wichita State.....	1965
3.	8	South Dakota.....	1965
4.	11	Wichita State.....	1962
5.	14	Ohio.....	1970

## Fewest Yards Total Offense

1.	46	North Texas.....	1959
2.	48	Central Michigan.....	1989
3.	69	Iowa.....	1990
4.	97	Houston.....	1957
5.	100	Tulsa.....	1958

## Fewest First Downs

1.	3	West Virginia.....	1989
2.	5	Pacific.....	1949
3.	6	Tulsa.....	1958
	6	Xavier.....	1956
	6	@ Navy.....	1956

## Fewest Penalties

1.	1	Houston.....	2014
	1	Rutgers.....	1994
	1	Louisville.....	1966
	1	Memphis.....	1966
	1	Army.....	1963
	1	Hawai'i.....	1954

## Fewest Yards Penalized

1.	4	Memphis.....	1966
2.	5	Army.....	1963
3.	10	Houston.....	2014
	10	Temple.....	2003
	10	Rutgers.....	1994
5.	12	Wichita State.....	1965
6.	13	South Dakota.....	1965

## Fewest Punts

1.	0	UCF.....	2015
	0	Miami (OH).....	2008
	0	Memphis.....	1998
	0	Miami (OH).....	1954
3.	1	Seven Times	
		Last vs. SMU.....	2021

# OPPONENT SINGLE GAME TEAM RECORDS & OVERTIME RESULTS

### Fewest Rushing Attempts

1.	17	Dayton.....	1961
2.	18	@ East Carolina.....	2015
3.	19	Miami (OH).....	2012
	19	Xavier.....	1954
	19	Akron.....	2006

### Fewest Rushing Yards

1.	-46	Kansas.....	1997
2.	-37	Wichita State.....	1974
3.	-22	NC State.....	2011
4.	-20	Northwestern State.....	1977
5.	-19	Louisiana-Monroe.....	1996
6.	-17	Louisville.....	1968
7.	-16	Louisiana-Lafayette.....	1975
8.	-15	Syracuse.....	2007
9.	-14	Louisville.....	1981
	-14	Wichita State.....	1965

### Fewest Passing Attempts

1.	1	Boston College.....	1964
2.	2	Louisville.....	1953
3.	3	Miami (OH).....	1971
	3	Wichita State.....	1955
	3	Miami (OH).....	1957

### Fewest Pass Completions

1.	0	vs. Louisville.....	1974
	0	vs. Ohio.....	1973
	0	vs. Boston College.....	1964
	0	vs. Indiana.....	1963
	0	vs. Ohio.....	1949

### Fewest Passing Yards

1.	-1	Xavier.....	1971
2.	0	Louisville.....	1974
	0	Ohio.....	1973
	0	Boston College.....	1964
	0	Indiana.....	1963
	0	Ohio.....	1949

### Fewest Yards Total Offense

1.	18	Louisiana-Lafayette.....	1973
2.	22	Ohio.....	1950
3.	32	Xavier.....	1954
4.	53	Kansas.....	1997
5.	70	Louisville.....	1976

### Most Points

1.	81	Penn State.....	1991
2.	71	Houston.....	1968
	71	Ohio Wesleyan.....	1928
4.	70	Louisville.....	2004
	70	Florida State.....	1990
6.	69	West Virginia.....	1989

### Most Rushing Attempts

1.	86	West Virginia.....	1969
2.	79	Houston.....	1974
	79	Miami (OH).....	1972
4.	76	Miami (OH).....	1967
5.	74	Miami (OH).....	1968

### Most Rushing Yards

1.	569	@ Navy.....	2017
2.	539	Northern Illinois.....	1989
3.	500	ECU.....	1987
4.	484	Penn State.....	1991
5.	483	West Virginia.....	1969

### Most Passing Yards

1.	535	@ ECU.....	2019
2.	482	vs. Florida.....	2010
3.	464	@ ECU.....	2017
4.	460	Louisville.....	1998
5.	451	Tulsa.....	1965

### Most Passing Attempts

1.	67	Louisville.....	1997
2.	66	Indiana.....	2022
	66	Houston.....	1993
4.	62	ECU.....	2014
	62	ECU.....	1997

### Most Pass Completions

1.	38	Duke.....	2012
2.	37	ECU.....	1997
3.	36	Oklahoma.....	2010
	36	Houston.....	1992
5.	35	ECU.....	2014
6.	34	@ ECU.....	2015
	34	@ Tennessee.....	2011

### Most Yards Total Defense

1.	742	Louisville.....	1998
2.	710	@ Ohio State.....	2014
	706	Penn State.....	1991
4.	696	Houston.....	1968
5.	662	Iowa.....	1990

### Most Passes Intercepted

1.	7	Kansas State.....	1951
2.	6	Oregon State.....	2007
	6	North Texas.....	1966
	6	UTEP.....	1951
	6	Mississippi State.....	1949

### Most Interception Return Yards

1.	162	Dayton.....	1956
2.	138	UTEP.....	1951
3.	123	Memphis.....	1998
4.	117	Memphis.....	1995
5.	110	Oregon State.....	2007

### Most Turnovers Forced

1.	8	Rice.....	1974
2.	7	Oregon State.....	2007
	7	Memphis.....	2000
	7	ECU.....	1990
	7	Rutgers.....	1983

## OVERTIME RECORDS

YEAR	OPPONENT	W/L	LENGTH	REGULATION	FINAL
1996	Miami (OH)	W	3OT	17-17	30-23
1997	at Houston *	L	2OT	31-31	41-38
	at Miami (OH)	W	2OT	24-24	34-31
1999	UAB *	L	OT	21-21	24-21
2000	at Wisconsin	L	OT	22-22	28-25
	at Memphis *	W	OT	10-10	13-10
2002	TCU *	W	OT	29-29	36-29
2003	Temple	W	3OT	24-24	30-24
	at USF *	L	2OT	10-10	24-17
2008	at No. 20 West Virginia *	W	OT	20-20	26-23
2012	at No. 16/14 Louisville *	L	OT	31-31	34-31
2013	No. 19/16 Louisville *	L	OT	24-24	31-24
2016	at Tulsa *	L	OT	34-34	40-37
2017	SMU *	L	OT	28-28	31-28
2018	at Temple *	L	OT	17-17	24-17
	at SMU *	W	OT	20-20	26-20
2023	Miami (OH)	L	OT	24-24	31-24

\* - Conference Game

## CINCINNATI'S RECORD WHEN ...

All Overtime Games.....	7-10
One Overtime:.....	4-8
Two Overtimes:.....	1-2
Three Overtimes:.....	2-0
Overtime at Home.....	3-4
Overtime on the Road.....	4-6
Overtime Conference Games.....	4-8
Overtime Non-Conference Games.....	3-2
Overtime Coin Toss.....	9-8

### POSSESSION RESULT

	CINCINNATI	OPP.
Touchdowns	8	8
Field Goals	6	7
Missed Field Goals	0	3
Turnovers	6	5