



2023 FOOTBALL

CONFERENCE STANDINGS

Week 6 | Joni Lehmann | 469-524-1022 | joni@Big12Sports.com

	BIG 12 GAMES				OVERALL				Home	Road	Neutral	Streak	vs. Top 10	vs. Top 25
	W-L	Pct.	PF	PA	W-L	Pct.	PF	PA						
Oklahoma	2-0	1.000	70	26	5-0	1.000	237	54	3-0	2-0	-	W5	-	-
Texas	2-0	1.000	78	20	5-0	1.000	180	64	3-0	2-0	-	W5	1-0	2-0
West Virginia	2-0	1.000	44	34	4-1	.800	132	95	3-0	1-1	-	W4	0-1	0-1
Kansas State	1-0	1.000	44	31	3-1	.750	158	74	3-0	0-1	-	W1	-	-
BYU	1-1	.500	62	65	4-1	.800	155	112	3-0	1-1	-	W1	-	-
Kansas	1-1	.500	52	67	4-1	.800	165	131	3-0	1-1	-	L1	0-1	0-1
TCU	1-1	.500	57	37	3-2	.600	174	105	2-2	1-0	-	L1	-	-
Baylor	1-1	.500	42	73	2-3	.400	116	142	1-3	1-0	-	W1	0-1	0-2
Iowa State	1-1	.500	54	77	2-3	.400	104	116	2-1	0-2	-	L1	-	0-1
Texas Tech	1-1	.500	62	48	2-3	.400	166	124	2-1	0-2	-	W1	-	0-1
Oklahoma State	0-1	.000	27	34	2-2	.500	88	95	1-1	1-1	-	L2	-	-
UCF	0-2	.000	66	80	3-2	.600	188	116	2-1	1-1	-	L2	-	-
Cincinnati	0-2	.000	33	55	2-3	.400	150	120	1-2	1-1	-	L3	-	0-1
Houston	0-2	.000	41	85	2-3	.400	137	149	2-1	0-2	-	L1	-	-

THIS WEEK'S SCHEDULE











Friday, September 29	CT
Kansas State at Oklahoma State* (ESPN)	6:30 p.m.
Saturday, October 7	
No. 12/12 Oklahoma vs. No. 3/4 Texas* (ABC)	11:00 a.m.
UCF at Kansas* (FOX)	3:00 p.m.
Texas Tech at Baylor* (ESPN2)	7:00 p.m.
TCU at Iowa State* (FS2)	7:00 p.m.

* Denotes Big 12 game.
All times listed as Central.
Rankings listed as AP/Coaches.

TEAM VS. TEAM RESULTS

	BU	BYU	UCF	UC	UH	ISU	KU	K-State	OU	OSU	TCU	UT	TTU	WVU
BU	-	-	W				-		-	-		L		
BYU	-	-	-	W	-		L							
UCF	L	-	-					L			-	-		
UC		L		-				-	L		-	-	-	
UH					-	-	-				L		L	
ISU						-			L	W				-
KU	-	W					-				-	L		-
K-State			W	-				-						-
OU	-			W	-	W			-					-
OSU	-					L				-	-	-		-
TCU				-	W					-	-			L
UT	W						W							-
TTU					-	W								L
WVU							-	-			W	-	W	-

CONFERENCE NEWS & NOTES

-  The Big 12 has five league games this week with K-State at Oklahoma State leading off the action on Friday night. BYU, Cincinnati, Houston and West Virginia have a bye.
-  The annual Red River Rivalry is set for Saturday between undefeated Oklahoma and Texas. The game is one of just four ranked matchups this week. ESPN's College GameDay will go live from the Cotton Bowl. It will mark the fourth week out of six for one of the national pregame shows to appear at a Big 12 game.
-  "Big 12 Homecoming" completed three consecutive weeks on the campuses of new members and will conclude the 2023 season Oct. 19-21 at BYU.
-  The Big 12 is recognizing National Hispanic Heritage Month from September 15-October 15 in celebration of the achievements, culture and diversity of the Hispanic community.
-  No. 3/4 Texas and No. 12/12 Oklahoma are in the national polls this week. K-State, Kansas, West Virginia and BYU received votes.
-  Oklahoma and Texas are among the 22 undefeated teams.
-  Heading to Iowa State on Saturday, TCU is tied for second nationally with a seven-game unbeaten streak in overall road games.
-  The Big 12 leads the nation with seven of the 25 teams that are averaging 100% or over in home stadium capacity. TCU is third among all teams at 105.05 capacity followed by 4. Oklahoma (104.74), 7. K-State (103.95), 12. Cincinnati (101.85), 16. Texas (100.81), 18. Baylor (100.56) and T21. Oklahoma State (100.0). All Big 12 teams are averaging over 88 percent capacity.
-  Oklahoma continues as the only team in the country that is in the top five in scoring offense (3. 47.4 ppg) and defense (T4. 10.8 ppg).
-  Baylor, Oklahoma, Oklahoma State, TCU, Texas Tech and West Virginia have each blocked two kicks through the first five weeks of the season.

- Notes continued on page 5 -

**Weekly National Rankings
(AP/Coaches/CFP)**

	BU	BYU	UCF	UC	UH	ISU	KU	K-State	OU	OSU	TCU	UT	TTU	WVU
Preseason	RV/RV	-/RV	-	-	-/RV	-	RV/RV	16/17	20/19	-/RV	17/16	11/12	RV/24	-
9/5	-	-	RV/RV	RV/-	-	RV/-	-/RV	15/15	18/17	-/RV	RV/RV	11/10	RV/RV	-
9/11	-	-	-/RV	RV/RV	-	-	RV/RV	15/15	19/16	RV/RV	RV/RV	4/6	-	-
9/18	-	RV/RV	-/RV	-	-	-	RV/RV	RV/RV	16/14	-	-	3/6	-	-
9/25	-	-	-	-	-	-	24/24	RV/25	14/14	-	RV/RV	3/5	-	-
10/2	-	-/RV	-	-	-	-	RV/RV	RV/RV	12/12	-	-	3/4	-	RV/RV
10/9														
10/16														
10/23														
10/30														
11/6														
11/13														
11/20														
11/27														
12/4														
Final														

WEEKLY AWARDS

Offense

9/4	Emory Jones, UC, QB, Sr.
9/11	Quinn Ewers, UT, QB, So.
9/18	Dillon Gabriel, OU, QB, Sr.
9/25	DJ Giddens, K-State, RB, So.
10/2	Jonathon Brooks, UT, RB, So.
10/9	
10/16	
10/23	
10/30	
11/6	
11/13	
11/20	
11/27	

Special Teams

9/4	Ryan Rehkow, BYU, P, Jr. Gavin Freeman, OU, WR/PR, So.
9/11	Colton Boomer, UCF, K, So.
9/18	Nic Anderson, OU, WR, Fr.
9/25	Parker Jenkins, UH, RB, Fr.
10/2	Loic Fouonji, TTU, WR, Sr.
10/9	
10/16	
10/23	
10/30	
11/6	
11/13	
11/20	
11/27	

Defense

Jeremiah Cooper, ISU, DB, So.
Danny Stutsman, OU, LB, Jr.
Tyler Batty, BYU, DE, Jr.
Cobee Bryant, KU, CB, Jr.
Caden Jenkins, BU, CB, Fr.

Newcomer

Emory Jones, UC, QB, Sr.
Adonai Mitchell, UT, WR, Jr.
Matthew Golden, UH, KR/WR, So.
Chase Contreras, ISU, K, Sr.
Adonai Mitchell, UT, WR, Jr.

BIG 12 CHAMPIONS

- 1996 - Texas (Nebraska)
- 1997 - Nebraska (Texas A&M)
- 1998 - Texas A&M (K-State)
- 1999 - Nebraska (Texas)
- 2000 - Oklahoma (K-State)
- 2001 - Colorado (Texas)
- 2002 - Oklahoma (Colorado)
- 2003 - Kansas State (Oklahoma)
- 2004 - Oklahoma (Colorado)
- 2005 - Texas (Colorado)
- 2006 - Oklahoma (Nebraska)
- 2007 - Oklahoma (Missouri)
- 2008 - Oklahoma (Missouri)
- 2009 - Texas (Nebraska)
- 2010 - Oklahoma (Nebraska)
- 2011 - Oklahoma State**
- 2012 - Kansas State/Oklahoma**
- 2013 - Baylor**
- 2014 - Baylor/TCU**
- 2015 - Oklahoma**
- 2016 - Oklahoma**
- 2017 - Oklahoma (TCU)
- 2018 - Oklahoma (Texas)
- 2019 - Oklahoma (Baylor)
- 2020 - Oklahoma (Iowa State)
- 2021 - Baylor (Oklahoma State)
- 2022 - Kansas State (TCU)

***A Championship Game was not played from 2011-16 seasons. Opponent in parenthesis.*

BIG 12 BOWL PARTNERS

(listed in order of selection)

- Allstate Sugar
- Valero Alamo
- Pop-Tarts
- TaxAct Texas
- AutoZone Liberty
- Guaranteed Rate
- Lockheed Martin Armed Forces Bowl*/SERVPRO
- First Responders Bowl*
- Radiance Technologies Independence Bowl

* Game is a "flex pick" for the seventh selection after CFP.

The Big 12 champion will earn the Conference's automatic berth for its CFP contract bowl slot.

In the event the Big 12 Champion is displaced from the Sugar Bowl to participate in the College Football Playoff Semifinals, the championship game runner-up shall serve as the Sugar Bowl replacement team.

VERSUS OTHER CONFERENCES

	All-Time			2023		
	<u>W</u>	<u>L</u>	<u>Pct.</u>	<u>W</u>	<u>L</u>	<u>Pct.</u>
American	98	26	.790	5	1	.833
ACC	47	48	.495	2	0	1.000
Big Ten	56	60	.483	0	2	.000
Conference USA	140	15	.903	2	0	1.000
Independents	15	15	.500	0	0	.000
MAC	58	17	.773	1	2	.333
Mountain West	81	24	.771	3	1	.750
Pac-12	69	57	.548	1	3	.333
SEC	45	61	.425	2	1	.667
Sun Belt	78	12	.867	2	2	.500
Non-FBS	174	15	.921	11	0	1.000
Total	864	347	.713	30	12	.714

All-time totals are based on current conference affiliation.

BAYLOR (2-3, 1-1 Big 12)

Date	Opponent	Time (CT)	Attend	BU			OPP		
				CFP	AP	C	CFP	AP	C
S2	Texas State (Big 12 Now)	L 31-42	44,945		RV	RV			
S9	Utah (ESPN)	L 13-20	43,732				12	12	
S16	Long Island (Big 12 Now)	W 30-7	43,732						
S23	Texas* (ABC)	L 6-38	49,165				3	6	
S30	at UCF* (FSI)	W 36-35	44,005						
07	Texas Tech* (ESPN2)	7:00 p.m.							
014	Open								
021	at Cincinnati*								
028	Iowa State*								
N4	Houston*								
N11	at K-State*								
N18	at TCU*								
N25	West Virginia*								

*Big 12 Game

BYU (4-1, 1-1 Big 12)

Date	Opponent	Time (MT)	Attend	BYU			OPP		
				CFP	AP	C	CFP	AP	C
S2	Sam Houston (FSI)	W 14-0	59,006				RV	RV	
S9	S. Utah (Big 12 Now)	W 41-16	60,834				RV	RV	
S16	at Arkansas (ESPN2)	W 38-31	74,821						
S23	at Kansas* (ESPN)	L 27-38	47,233				RV	RV	RV RV
S29	Cincinnati* (ESPN)	W 35-27	63,834						
07	Open								RV
014	at TCU* (ESPN)	1:30 p.m.							
021	Texas Tech*								
028	at Texas*								
N4	at West Virginia*								
N11	Iowa State*								
N18	Oklahoma*								
N25	at Oklahoma State*								

*Big 12 Game

UCF (3-2, 0-2 Big 12)

Date	Opponent	Time (ET)	Attend	UCF			OPP		
				CFP	AP	C	CFP	AP	C
A31	Kent State (FSI)	W 56-6	44,088						
S9	at Boise State (FSI)	W 18-16	36,447				RV	RV	
S16	Villanova (Big 12 Now)	W 48-14	44,206					RV	
S23	at K-State* (FSI)	L 31-44	51,912				RV	RV	RV RV
S30	Baylor* (FSI)	L 35-36	44,005						
07	at Kansas* (FOX)	4:00 p.m.							
014	Open								
021	at Oklahoma*								
028	West Virginia*								
N4	at Cincinnati*								
N11	Oklahoma State*								
N18	at Texas Tech*								
N25	Houston*								

*Big 12 Game

CINCINNATI (2-3, 0-2 Big 12)

Date	Opponent	Time (ET)	Attend	UC			OPP		
				CFP	AP	C	CFP	AP	C
S2	E. Kentucky (Big 12 Now)	W 66-13	38,193						
S9	at Pitt (The CW)	W 27-21	49,398				RV	RV	
S16	Miami - OH (Big 12 Now)	L 24-31 OT	38,193				RV	RV	
S23	Oklahoma* (FOX)	L 6-20	38,193						16 14
S29	at BYU* (ESPN)	L 27-35	63,834						
07	Open								
014	Iowa State* (FSI)	Noon							
021	Baylor*								
028	at Oklahoma State*								
N4	UCF*								
N11	at Houston*								
N18	at West Virginia*								
N25	Kansas*								

*Big 12 Game

HOUSTON (2-3, 0-2 Big 12)

Date	Opponent	Time (CT)	Attend	UH			OPP		
				CFP	AP	C	CFP	AP	C
S2	UTSA (FSI)	W 17-14	37,862				RV	RV	
S9	at Rice (NFL Network)	L 41-43 2OT	23,425						
S16	TCU* (FOX)	L 13-36	36,049					RV	RV
S23	Sam Houston (Big 12 Now)	W 38-7	35,044						
S30	at Texas Tech* (FS2)	L 28-49	53,308						
07	Open								
012	West Virginia* (FSI)	6:00 p.m.							
021	Texas*								
028	at K-State*								
N4	at Baylor*								
N11	Cincinnati*								
N18	Oklahoma State*								
N25	at UCF*								

*Big 12 Game

IOWA STATE (2-3, 1-1 Big 12)

Date	Opponent	Time (CT)	Attend	ISU			OPP		
				CFP	AP	C	CFP	AP	C
S2	UNI (Big 12 Now)	W 30-9	58,248						
S9	Iowa (FOX)	L 13-20	61,500				RV	RV	RV RV
S16	at Ohio (ESPNU)	L 7-10	21,991						
S23	Oklahoma State* (FSI)	W 34-27	59,022						
S30	at Oklahoma* (FSI)	L 20-50	84,371						14 14
07	TCU* (FS2)	7:00 p.m.							
014	at Cincinnati* (FSI)	11:00 a.m.							
021	Open								
028	at Baylor*								
N4	Kansas*								
N11	at BYU*								
N18	Texas*								
N25	at K-State*								

*Big 12 Game

KANSAS (4-1, 1-1 Big 12)

Date	Opponent	Time (CT)	Attend	KU			OPP		
				CFP	AP	C	CFP	AP	C
S1	Missouri State (Big 12 Now)	W 48-17	41,091		RV	RV			
S8	Illinois (ESPN2)	W 34-23	45,809		RV	RV		RV	RV
SI6	at Nevada (CBSSN)	W 31-24	16,890		RV	RV			
S23	BYU* (ESPN)	W 38-27	47,233		RV	RV		RV	RV
S30	at Texas* (ABC)	L 14-40	102,986	24	24			3	5
07	UCF* (FOX)	3:00 p.m.			RV	RV			
O14	at Oklahoma State* (FSI)	2:30 p.m.							
O21	Open								
O28	Oklahoma*								
N4	at Iowa State*								
N11	Texas Tech*								
N18	K-State*								
N25	at Cincinnati*								

*Big 12 Game

K-STATE (3-1, 1-0 Big 12)

Date	Opponent	Time (CT)	Attend	K-State			OPP		
				CFP	AP	C	CFP	AP	C
S2	SE Missouri St. (Big 12 Now)	W 45-0	52,066	16	17				
S9	Troy* (FSI)	W 42-13	51,940	15	15				
SI6	at Missouri (SECN)	L 27-30	62,621	15	15				RV
S23	UCF* (FSI)	W 44-31	51,912					RV	RV
S30	Open							RV	25
06	at Oklahoma State* (ESPN)	6:30 p.m.						RV	RV
O14	at Texas Tech* (FSI)	6:00 p.m.							
O21	TCU*								
O28	Houston*								
N4	at Texas								
N11	Baylor*								
N18	at Kansas*								
N25	Iowa State*								

*Big 12 Game

OKLAHOMA (5-0, 2-0 Big 12)

Date	Opponent	Time (CT)	Attend	OU			OPP		
				CFP	AP	C	CFP	AP	C
S2	Arkansas State (ESPN)	W 73-0	83,221	20	19				
S9	SMU (ESPN+)	W 28-11	84,186	18	17				RV
SI6	at Tulsa (ESPN2)	W 66-17	30,855	19	16				
S23	at Cincinnati* (FOX)	W 20-6	38,193	16	14				
S30	Iowa State* (FSI)	W 50-20	84,371	14	14				
07	vs. Texas* (ABC)	11:00 a.m.		3	4			12	12
O14	Open								
O21	UCF*								
O28	at Kansas*								
N4	at Oklahoma State*								
N11	West Virginia*								
N18	at BYU*								
N24	TCU* (FOX)	11:00 a.m.							

*Big 12 Game

OKLAHOMA STATE (2-2, 0-1 Big 12)

Date	Opponent	Time (CT)	Attend	OSU			OPP		
				CFP	AP	C	CFP	AP	C
S2	UCA (Big 12 Now)	W 27-13	53,855					RV	
S9	at Arizona State (FSI)	W 27-15	42,569					RV	
SI6	S. Alabama (Big 12 Now)	L 7-33	53,855					RV	RV
S23	at Iowa State* (FSI)	L 27-34	59,022						
S30	Open								
06	K-State* (ESPN)	6:30 p.m.							RV
O14	Kansas* (FSI)	2:30 p.m.							
O21	at West Virginia*								
O28	Cincinnati*								
N4	Oklahoma*								
N11	at UCF*								
N18	at Houston*								
N25	BYU*								

*Big 12 Game

TCU (3-2, 1-1 Big 12)

Date	Opponent	Time (CT)	Attend	TCU			OPP		
				CFP	AP	C	CFP	AP	C
S2	Colorado (FOX)	L 42-45	53,294	17	16				
S9	Nicholls (Big 12 Now)	W 41-6	45,010		RV	RV			
SI6	at Houston* (FOX)	W 36-13	36,049		RV	RV			
S23	SMU (FSI)	W 34-17	51,243		RV	RV			
S30	West Virginia* (ESPN2)	L 21-24	43,736		RV	RV			
07	at Iowa State* (FS2)	7:00 p.m.							
O14	BYU* (ESPN)	2:30 p.m.							
O21	at K-State*								
O28	Open								
N2	at Texas Tech (FSI)	6:00 p.m.							
N11	Texas*								
N18	Baylor*								
N24	at Oklahoma* (FOX)	11:00 a.m.							

*Big 12 Game

TEXAS (5-0, 2-0 Big 12)

Date	Opponent	Time (CT)	Attend	UT			OPP		
				CFP	AP	C	CFP	AP	C
S2	Rice (FOX)	W 37-10	98,017	11	12				
S9	at Alabama (ESPN)	W 34-24	100,077	11	10			3	3
SI6	Wyoming (LHN)	W 31-10	101,777	4	6			RV	RV
S23	at Baylor* (ABC)	W 38-6	49,165	3	6				
S30	Kansas* (ABC)	W 40-14	102,986	3	5			24	24
07	vs. Oklahoma* (ABC)	11:00 a.m.		3	4			12	12
O14	Open								
O21	at Houston*								
O28	BYU								
N4	K-State*								
N11	at TCU*								
N18	at Iowa State*								
N24	Texas Tech* (ABC)	6:30 p.m.							











*Big 12 Game











TEXAS TECH (2-3, 1-1 Big 12)

Date	Opponent	Time (CT)	Attend	TTU		OPP	
				CFP	AP C	CFP	AP C
S2	at Wyoming (CBS)	L 33-35 2OT	26,450			RV	24
S9	Oregon (FOX)	L 30-38	56,200			RV RV	13 13
S16	Tarleton State (Big 12 Now)	W 41-3	56,200				
S23	at West Virginia* (Big 12 Now)	L 13-20	50,071				
S30	Houston* (FS2)	W 49-28	53,308				
O7	at Baylor* (ESPN2)	7:00 p.m.					
O14	K-State* (FSI)	6:00 p.m.					
O21	at BYU*						
O28	Open						
N2	TCU*						
N11	at Kansas*						
N18	UCF*						
N24	at Texas* (ABC)	6:30 p.m.					

WEST VIRGINIA (4-1, 2-0 Big 12)

Date	Opponent	Time (ET)	Attend	WVU			OPP		
				CFP	AP C	C	CFP	AP C	C
S2	at Penn State (NBC)	L 15-38	110,747						7 7
S9	Duquesne (Big 12 Now)	W 56-17	50,037						
S16	Pitt (ABC)	W 17-6	61,106						
S23	Texas Tech* (Big 12 Now)	W 20-13	50,071						
S30	at TCU* (ESPN2)	W 24-21	43,736						RV RV
O7	Open							RV RV	
O12	at Houston* (FSI)	7:00 p.m.							
O21	Oklahoma State*								
O28	at UCF*								
N4	BYU*								
N11	at Oklahoma*								
N18	Cincinnati*								
N25	at Baylor*								

-  Six Conference teams are in the top 17 nationally in total offense: 5. UCF (545.8), 9. Oklahoma (510.0), 12. Cincinnati (490.0), 14. TCU (487.4), 15. K-State (482.2) and 17. Texas (478.4).
-  Four Big 12 teams are in the top 20, averaging over seven TFL per game: 6. K-State (9.0), 8. Oklahoma (8.4), 9. Kansas (8.2) and 20. West Virginia (7.2).
-  Big 12 players have rushed for 100+ yards 27 times this season, second among all leagues.
-  Ten Big 12 student-athletes were named semifinalists for the 2023 William V. Campbell Trophy®, college football's premier scholar-athlete award. The list is available [here](#).
-  Texas RB Jonathon Brooks (offensive) and WR Adonai Mitchell (newcomer) were joined by Baylor CB Caden Jenkins (defensive) and Texas Tech WR Loic Fouonji (special teams) as Big 12 football Week 5 award winners.
-  The Big 12 finished regular season non-conference play at 30-12 (.714).
-  Baylor QB Blake Shapen's 358 career completions rank ninth in program history, passing JJ Joe (1990-93) and Seth Russell (2013-16).
-  BYU Head Coach Kalani Sitake earned his 60th career victory at BYU in his eighth season. The legendary LaVell Edwards also earned his 60th career win in his eighth season at BYU (1979).
-  RB Johnny Richardson's first quarter 79-yard rushing touchdown marked the first time UCF scored on its first play of regulation since A.J. Guyton's 76-yard touchdown reception at Rice on Oct. 24, 2009.
-  With 1,101 rushing yards, Cincinnati has recorded more than 1,000 through the first five games of a season for the first time since 2020.

-  Houston has scored 10+ points in 116 consecutive games (Sept. 6, 2014-present). The streak is the second-longest active nationally (Alabama, 163) and the fourth-longest all-time.
-  Iowa State WR Jayden Higgins recorded a 67-yard touchdown reception, his longest as a Cyclone and the longest by a Cyclone against OU since 1995.
-  Kansas' O.J. Burroughs set a career-high with 13 tackles (9 solo, 4 assist) against Texas, marking the most tackles in a game by a Jayhawk this season.
-  K-State: BYE Week. Plays at Oklahoma State Friday.
-  The Sooners scored on a 44-yard interception return (Billy Bowman) on Iowa State's first possession and blocked a punt for a safety in the second quarter (Peyton Bowen). Bowen became the first Sooner to block multiple punts in a season since 2004.
-  Oklahoma State: BYE Week. Hosts K-State Friday.
-  TCU WR JP Richardson became the second player in program history to score a touchdown for and against the Horned Frogs, joining Josh Doctson (Wyoming, 2011; TCU, 2013). Richardson found the end zone for Oklahoma State versus TCU last season.
-  Texas finished with 661 total yards against Kansas, topping its previous high of 658 yards in 2016 against Texas Tech for the most in a Big 12 game in school history.
-  Against Houston, Texas Tech had two 100-yard rushers (Tahj Brooks - 106 and Cam'Ron Valdez - 106) for the first time since Sept. 15, 2012 with Eric Stephens (118) and Kenny Williams (105).
-  West Virginia blocked two field goals against TCU, marking the first time the Mountaineers have recorded two blocks since Sept. 23, 2000, against Miami.

Big 12 Homecoming

2023 Schedule

Sept. 14-16: Houston
 Sept. 21-23: Cincinnati
 Sept. 28-30: UCF
 Oct. 19-21: BYU

Big 12 Homecoming will visit four campuses per fall and feature three days of entertainment and community engagement around home football games. The 2023 schedule features the Big 12's four new members.

Dr Pepper Big 12 Championship

Saturday, Dec. 2, 11 a.m. CT (ABC)
AT&T Stadium, Arlington, Texas

Tickets available at:
<https://big12.us/3i564VW>

The top two finishers by conference winning percentage in the Big 12 standings will compete in the Dr Pepper Big 12 Football Championship game. Three-time Grammy-award-winning artist Nelly will perform at halftime with the bands of the participating institutions.

Big 12 Pro Day

Spring 2024
Ford Center, Frisco, Texas

The Big 12 and the NFL have partnered to debut Big 12 Pro Day in the spring of 2024. The reimagined Pro Day experience will feature state of the art medical and player skill assessments designed to maximize the student-athlete prospect experience. The NFL Network and additional NFL media platforms will air content. Off the field, a job fair and non-football career networking opportunities will be provided. The Conference will also host Big 12 Fan Fest outside of the event.



2023-24 Big 12 Football
Extended Individual Statistics
All games

TOTAL OFFENSE (Minimum Games Played Pct. 75%)

#	Player	G	Rush	Pass	Plays	Total	Yds/g
1	Gabriel, Dillon - OU	5	95	1593	186	1688	337.60
2	Morris, Chandler - TCU	5	235	1419	223	1654	330.80
3	Smith, Donovan - UH	5	163	1347	246	1510	302.00
4	Jones, Emory - UC	5	280	1226	230	1506	301.20
5	Howard, Will - KState	4	123	1072	167	1195	298.75
6	Ewers, Quinn - UT	5	74	1358	172	1432	286.40
7	Slovis, Kedon - BYU	5	-22	1240	182	1218	243.60
8	McClain, Timmy - UCF	4	97	872	111	969	242.25
9	Becht, Rocco - IowaSt	5	58	1085	173	1143	228.60
10	Shough, Tyler - TTU	4	149	746	159	895	223.75

ALL PURPOSE (Minimum Games Played Pct. 75%)

#	Player	G	Rush	Rcv	PR	KR	Yds	Avg/g
1	Brooks, Jonathon - UT	5	596	87	0	0	683	136.60
2	Bailey, Emani - TCU	5	538	75	0	0	613	122.60
3	Neal, Devin - KU	5	439	155	0	0	594	118.80
4	Brooks, Tahj - TTU	5	523	31	0	0	554	110.80
5	Harvey, RJ - UCF	5	378	172	0	0	550	110.00
6	Richardson, Johnny - UCF	5	394	20	0	134	548	109.60
7	Giddens, DJ - KState	4	423	107	0	0	530	132.50
8	Brown, Samuel - UH	5	0	518	0	0	518	103.60
9	Henderson, Xzavier - UC	5	0	414	0	72	486	97.20
10	Farooq, Jalil - OU	5	13	285	0	183	481	96.20

TOTAL OFFENSE AVG/PLAY (Minimum Games Played Pct. 75%)

#	Player	G	Rush	Pass	Plays	Total	Yds/p
1	Metayer, Chamon - UC	5	27	0	1	27	5.40
2	Ray, Traylon - WVU	4	0	21	1	21	5.25
3	Townsend, Xavier - UCF	5	98	0	7	98	2.80
4	Wiggins, Dee - UC	5	13	0	1	13	2.60
5	Stoops, Drake - OU	5	13	0	1	13	2.60
6	Worthy, Xavier - UT	5	3	35	3	38	2.53
7	White, Jahiem - WVU	4	162	0	18	162	2.25
8	McClain, Timmy - UCF	4	97	872	111	969	2.18
9	Arnold, Jackson - OU	4	54	169	27	223	2.06
10	Smith, Braden - UC	5	0	30	3	30	2.00

SCORING (Minimum Games Played Pct. 75%)

#	Player	G	TD	FG	XPT	2XP	Pts	Pts/g
1	Auburn, Bert - UT	5	0	9	21	0	48	9.60
2	Schmit, Zach - OU	5	0	6	29	0	47	9.40
3	Brown, Carter - UC	5	0	10	16	0	46	9.20
4	Howard, Will - KState	4	6	0	0	0	36	9.00
5	Boomer, Colton - UCF	5	0	7	23	0	44	8.80
6	Kell, Griffin - TCU	5	0	7	21	0	42	8.40
7	Garcia, Gino - TTU	5	0	7	19	0	40	8.00
8	Tennant, Chris - KState	4	0	4	19	0	31	7.75
9	Keller, Seth - KU	5	0	6	20	0	38	7.60
10	Harvey, RJ - UCF	5	6	0	0	0	36	7.20

TOTAL OFFENSE PLAYS

#	Player	G	Rush	Pass	Plays	Total	Yds/g
1	Smith, Donovan - UH	5	163	1347	246	1510	302.00
2	Jones, Emory - UC	5	280	1226	230	1506	301.20
3	Morris, Chandler - TCU	5	235	1419	223	1654	330.80
4	Gabriel, Dillon - OU	5	95	1593	186	1688	337.60
5	Slovis, Kedon - BYU	5	-22	1240	182	1218	243.60
6	Becht, Rocco - IowaSt	5	58	1085	173	1143	228.60
7	Ewers, Quinn - UT	5	74	1358	172	1432	286.40
8	Howard, Will - KState	4	123	1072	167	1195	298.75
9	Shough, Tyler - TTU	4	149	746	159	895	223.75
10	Robertson, Sawyer - Baylor	4	33	647	116	680	170.00

SCORING (TDs) (Minimum 1 Touchdowns)

#	Player	G	Run	Rec	Ret	Pts	Avg/g
1	Howard, Will - KState	4	5	1	0	36	9.00
2	Brooks, Jonathon - UT	5	5	1	0	36	7.20
3	Neal, Devin - KU	5	5	1	0	36	7.20
4	Harvey, RJ - UCF	5	5	1	0	36	7.20
5	Ewers, Quinn - UT	5	5	0	0	30	6.00
6	Shapen, Blake - Baylor	2	2	0	0	12	6.00
7	Giddens, DJ - KState	4	4	0	0	24	6.00
8	Morrison, Sevion - KU	1	1	0	0	6	6.00
9	Golden, Matthew - UH	5	0	4	0	30	6.00
10	Lichtenberg, Brady - UC	1	1	0	0	6	6.00

TOTAL OFFENSE YARDS

#	Player	G	Rush	Pass	Plays	Total	Yds/g
1	Smith, Donovan - UH	5	163	1347	246	1510	302.00
2	Jones, Emory - UC	5	280	1226	230	1506	301.20
3	Morris, Chandler - TCU	5	235	1419	223	1654	330.80
4	Gabriel, Dillon - OU	5	95	1593	186	1688	337.60
5	Slovis, Kedon - BYU	5	-22	1240	182	1218	243.60
6	Becht, Rocco - IowaSt	5	58	1085	173	1143	228.60
7	Ewers, Quinn - UT	5	74	1358	172	1432	286.40
8	Howard, Will - KState	4	123	1072	167	1195	298.75
9	Shough, Tyler - TTU	4	149	746	159	895	223.75
10	Robertson, Sawyer - Baylor	4	33	647	116	680	170.00

SCORING (KICK) (Minimum Games Played Pct. 75%)

#	Player	G	PAT	FG	Pts	Avg/g
1	Auburn, Bert - UT	5	21-21	9-14	48	9.60
2	Schmit, Zach - OU	5	29-29	6-7	47	9.40
3	Brown, Carter - UC	5	16-16	10-12	46	9.20
4	Boomer, Colton - UCF	5	23-23	7-10	44	8.80
5	Kell, Griffin - TCU	5	21-22	7-13	42	8.40
6	Garcia, Gino - TTU	5	19-19	7-11	40	8.00
7	Tennant, Chris - KState	4	19-20	4-6	31	7.75
8	Keller, Seth - KU	5	20-20	6-6	38	7.60
9	Hankins, Isaiah - Baylor	5	9-9	9-12	36	7.20
10	Hale, Alex - OSU	4	10-10	6-7	28	7.00



2023-24 Big 12 Football
Extended Individual Statistics
All games

TOTAL OFFENSE TDS

#	Player	G	Rush	Pass	Total
1	Gabriel, Dillon - OU	5	95	1593	19
2	Ewers, Quinn - UT	5	74	1358	15
3	Morris, Chandler - TCU	5	235	1419	14
4	Howard, Will - KState	4	123	1072	13
5	Sloviss, Kedon - BYU	5	-22	1240	13
6	Jones, Emory - UC	5	280	1226	13
7	Smith, Donovan - UH	5	163	1347	12
8	Becht, Rocco - IowaSt	5	58	1085	10
9	Shough, Tyler - TTU	4	149	746	9
10	McClain, Timmy - UCF	4	97	872	8

RUSHING (Minimum 10 Rushing Attempts/Game, Games Played Pct. 75%)

#	Player	G	Att.	Yds	Avg.	TD	Lg	Avg/g
1	Brooks, Jonathon - UT	5	85	596	7.01	5	67	119.20
2	Bailey, Emani - TCU	5	100	538	5.38	2	74	107.60
3	Giddens, DJ - KState	4	66	423	6.41	4	43	105.75
4	Brooks, Tahj - TTU	5	84	523	6.23	3	38	104.60
5	Neal, Devin - KU	5	65	439	6.75	5	48	87.80
6	Kiner, Corey - UC	5	76	405	5.33	2	68	81.00
7	Harvey, RJ - UCF	5	73	378	5.18	5	48	75.60
8	Donaldson, CJ - WVU	5	86	348	4.05	4	17	69.60
9	Martin, LJ - BYU	5	72	289	4.01	4	45	57.80
10	Jones, Emory - UC	5	69	280	4.06	3	20	56.00

YARDS PER RUSH (Minimum 10 Rushing Attempts/Game, Games Played Pct. 75%)

#	Player	G	Att.	Yds	Avg.	TD	Lg	Avg/g
1	Brooks, Jonathon - UT	5	85	596	7.01	5	67	119.20
2	Neal, Devin - KU	5	65	439	6.75	5	48	87.80
3	Giddens, DJ - KState	4	66	423	6.41	4	43	105.75
4	Brooks, Tahj - TTU	5	84	523	6.23	3	38	104.60
5	Bailey, Emani - TCU	5	100	538	5.38	2	74	107.60
6	Kiner, Corey - UC	5	76	405	5.33	2	68	81.00
7	Harvey, RJ - UCF	5	73	378	5.18	5	48	75.60
8	Ward, Treshaun - KState	3	36	160	4.44	1	20	53.33
9	Richardson, Dominic - Baylor	4	46	197	4.28	0	32	49.25
10	Jones, Emory - UC	5	69	280	4.06	3	20	56.00

RUSH ATTEMPTS (Minimum 10 Rushing Attempts/Game)

#	Player	G	Att.	Yds	Avg.	TD	Lg	Avg/g
1	Bailey, Emani - TCU	5	100	538	5.38	2	74	107.60
2	Donaldson, CJ - WVU	5	86	348	4.05	4	17	69.60
3	Brooks, Jonathon - UT	5	85	596	7.01	5	67	119.20
4	Brooks, Tahj - TTU	5	84	523	6.23	3	38	104.60
5	Kiner, Corey - UC	5	76	405	5.33	2	68	81.00
6	Harvey, RJ - UCF	5	73	378	5.18	5	48	75.60
7	Martin, LJ - BYU	5	72	289	4.01	4	45	57.80
8	Jones, Emory - UC	5	69	280	4.06	3	20	56.00
9	Giddens, DJ - KState	4	66	423	6.41	4	43	105.75
10	Neal, Devin - KU	5	65	439	6.75	5	48	87.80

RUSH YARDS (Minimum 10 Rushing Attempts/Game)

#	Player	G	Att.	Yds	Avg.	TD	Lg	Avg/g
1	Brooks, Jonathon - UT	5	85	596	7.01	5	67	119.20
2	Bailey, Emani - TCU	5	100	538	5.38	2	74	107.60
3	Brooks, Tahj - TTU	5	84	523	6.23	3	38	104.60
4	Neal, Devin - KU	5	65	439	6.75	5	48	87.80
5	Giddens, DJ - KState	4	66	423	6.41	4	43	105.75
6	Kiner, Corey - UC	5	76	405	5.33	2	68	81.00
7	Harvey, RJ - UCF	5	73	378	5.18	5	48	75.60
8	Donaldson, CJ - WVU	5	86	348	4.05	4	17	69.60
9	Martin, LJ - BYU	5	72	289	4.01	4	45	57.80
10	Jones, Emory - UC	5	69	280	4.06	3	20	56.00

RUSHING TDS (Minimum 10 Rushing Attempts/Game)

#	Player	G	Att.	Yds	Avg.	TD	Lg	Avg/g
1	Harvey, RJ - UCF	5	73	378	5.18	5	48	75.60
2	Brooks, Jonathon - UT	5	85	596	7.01	5	67	119.20
3	Neal, Devin - KU	5	65	439	6.75	5	48	87.80
4	Donaldson, CJ - WVU	5	86	348	4.05	4	17	69.60
5	Giddens, DJ - KState	4	66	423	6.41	4	43	105.75
6	Martin, LJ - BYU	5	72	289	4.01	4	45	57.80
7	Smith, Donovan - UH	5	55	163	2.96	3	22	32.60
8	Jones, Emory - UC	5	69	280	4.06	3	20	56.00
9	Brooks, Tahj - TTU	5	84	523	6.23	3	38	104.60
10	Shough, Tyler - TTU	4	48	149	3.10	2	58	37.25

PASSING Avg/GAME (Minimum Games Played Pct. 75%)

#	Player	G	Comp-att-int	Yds	TD	Avg/g
1	Gabriel, Dillon - OU	5	118-157-2	1593	15	318.60
2	Morris, Chandler - TCU	5	121-183-3	1419	11	283.80
3	Ewers, Quinn - UT	5	97-147-1	1358	10	271.60
4	Smith, Donovan - UH	5	123-191-3	1347	9	269.40
5	Howard, Will - KState	4	91-139-4	1072	8	268.00
6	Sloviss, Kedon - BYU	5	98-165-3	1240	10	248.00
7	Jones, Emory - UC	5	100-161-6	1226	10	245.20
8	McClain, Timmy - UCF	4	50-82-2	872	7	218.00
9	Becht, Rocco - IowaSt	5	92-152-5	1085	9	217.00
10	Shough, Tyler - TTU	4	67-111-4	746	7	186.50

PASSING YARDS

#	Player	G	Comp-att-int	Yds	TD	Avg/g
1	Gabriel, Dillon - OU	5	118-157-2	1593	15	318.60
2	Morris, Chandler - TCU	5	121-183-3	1419	11	283.80
3	Ewers, Quinn - UT	5	97-147-1	1358	10	271.60
4	Smith, Donovan - UH	5	123-191-3	1347	9	269.40
5	Sloviss, Kedon - BYU	5	98-165-3	1240	10	248.00
6	Jones, Emory - UC	5	100-161-6	1226	10	245.20
7	Becht, Rocco - IowaSt	5	92-152-5	1085	9	217.00
8	Howard, Will - KState	4	91-139-4	1072	8	268.00
9	McClain, Timmy - UCF	4	50-82-2	872	7	218.00
10	Shough, Tyler - TTU	4	67-111-4	746	7	186.50



2023-24 Big 12 Football
Extended Individual Statistics
All games

PASS EFFICIENCY (Minimum 15 Total Passes/Game, Games Played Pct. 75%)

#	Player	G	Comp-att-int	Yds	TD	Eff
1	Gabriel, Dillon - OU	5	118-157-2	1593	15	189.37
2	McClain, Timmy - UCF	4	50-82-2	872	7	173.60
3	Ewers, Quinn - UT	5	97-147-1	1358	10	164.67
4	Morris, Chandler - TCU	5	121-183-3	1419	11	147.81
5	Howard, Will - KState	4	91-139-4	1072	8	143.49
6	Greene, Garrett - WVU	4	36-68-0	544	4	139.55
7	Jones, Emory - UC	5	100-161-6	1226	10	139.12
8	Slovis, Kedon - BYU	5	98-165-3	1240	10	138.88
9	Smith, Donovan - UH	5	123-191-3	1347	9	136.05
10	Becht, Rocco - IowaSt	5	92-152-5	1085	9	133.45

PASS ATTEMPTS

#	Player	G	Comp-att-int	Yds	TD	Avg/g
1	Smith, Donovan - UH	5	123-191-3	1347	9	269.40
2	Morris, Chandler - TCU	5	121-183-3	1419	11	283.80
3	Slovis, Kedon - BYU	5	98-165-3	1240	10	248.00
4	Jones, Emory - UC	5	100-161-6	1226	10	245.20
5	Gabriel, Dillon - OU	5	118-157-2	1593	15	318.60
6	Becht, Rocco - IowaSt	5	92-152-5	1085	9	217.00
7	Ewers, Quinn - UT	5	97-147-1	1358	10	271.60
8	Howard, Will - KState	4	91-139-4	1072	8	268.00
9	Shough, Tyler - TTU	4	67-111-4	746	7	186.50
10	Bowman, Alan - OSU	4	53-100-3	513	2	128.25

PASS YDS/COMP. (Minimum 15 Total Passes/Game, Games Played Pct. 75%)

#	Player	G	Comp-att-int	Yds	TD	Avg/c
1	McClain, Timmy - UCF	4	50-82-2	872	7	17.44
2	Greene, Garrett - WVU	4	36-68-0	544	4	15.11
3	Ewers, Quinn - UT	5	97-147-1	1358	10	14.00
4	Gabriel, Dillon - OU	5	118-157-2	1593	15	13.50
5	Robertson, Sawyer - Baylor	4	48-97-4	647	1	13.48
6	Slovis, Kedon - BYU	5	98-165-3	1240	10	12.65
7	Jones, Emory - UC	5	100-161-6	1226	10	12.26
8	Becht, Rocco - IowaSt	5	92-152-5	1085	9	11.79
9	Howard, Will - KState	4	91-139-4	1072	8	11.78
10	Morris, Chandler - TCU	5	121-183-3	1419	11	11.73

PASS COMPLETIONS

#	Player	G	Comp-att-int	Yds	TD	Avg/g
1	Smith, Donovan - UH	5	123-191-3	1347	9	269.40
2	Morris, Chandler - TCU	5	121-183-3	1419	11	283.80
3	Gabriel, Dillon - OU	5	118-157-2	1593	15	318.60
4	Jones, Emory - UC	5	100-161-6	1226	10	245.20
5	Slovis, Kedon - BYU	5	98-165-3	1240	10	248.00
6	Ewers, Quinn - UT	5	97-147-1	1358	10	271.60
7	Becht, Rocco - IowaSt	5	92-152-5	1085	9	217.00
8	Howard, Will - KState	4	91-139-4	1072	8	268.00
9	Shough, Tyler - TTU	4	67-111-4	746	7	186.50
10	Daniels, Jalon - KU	3	56-75-1	705	5	235.00

PASS YDS/ATT (Minimum 15 Total Passes/Game, Games Played Pct. 75%)

#	Player	G	Comp-att-int	Yds	TD	Avg/a
1	McClain, Timmy - UCF	4	50-82-2	872	7	10.63
2	Gabriel, Dillon - OU	5	118-157-2	1593	15	10.15
3	Ewers, Quinn - UT	5	97-147-1	1358	10	9.24
4	Greene, Garrett - WVU	4	36-68-0	544	4	8.00
5	Morris, Chandler - TCU	5	121-183-3	1419	11	7.75
6	Howard, Will - KState	4	91-139-4	1072	8	7.71
7	Jones, Emory - UC	5	100-161-6	1226	10	7.61
8	Slovis, Kedon - BYU	5	98-165-3	1240	10	7.52
9	Becht, Rocco - IowaSt	5	92-152-5	1085	9	7.14
10	Smith, Donovan - UH	5	123-191-3	1347	9	7.05

PASSING TDS

#	Player	G	Comp-att-int	Yds	TD	Avg/g
1	Gabriel, Dillon - OU	5	118-157-2	1593	15	318.60
2	Morris, Chandler - TCU	5	121-183-3	1419	11	283.80
3	Ewers, Quinn - UT	5	97-147-1	1358	10	271.60
4	Jones, Emory - UC	5	100-161-6	1226	10	245.20
5	Slovis, Kedon - BYU	5	98-165-3	1240	10	248.00
6	Becht, Rocco - IowaSt	5	92-152-5	1085	9	217.00
7	Smith, Donovan - UH	5	123-191-3	1347	9	269.40
8	Howard, Will - KState	4	91-139-4	1072	8	268.00
9	Shough, Tyler - TTU	4	67-111-4	746	7	186.50
10	McClain, Timmy - UCF	4	50-82-2	872	7	218.00

PASS COMP. PCT (Minimum 15 Total Passes/Game, Games Played Pct. 75%)

#	Player	G	Comp-att-int	Yds	TD	Pct.
1	Gabriel, Dillon - OU	5	118-157-2	1593	15	75.16
2	Morris, Chandler - TCU	5	121-183-3	1419	11	66.12
3	Ewers, Quinn - UT	5	97-147-1	1358	10	65.99
4	Howard, Will - KState	4	91-139-4	1072	8	65.47
5	Smith, Donovan - UH	5	123-191-3	1347	9	64.40
6	Jones, Emory - UC	5	100-161-6	1226	10	62.11
7	McClain, Timmy - UCF	4	50-82-2	872	7	60.98
8	Becht, Rocco - IowaSt	5	92-152-5	1085	9	60.53
9	Shough, Tyler - TTU	4	67-111-4	746	7	60.36
10	Slovis, Kedon - BYU	5	98-165-3	1240	10	59.39

PASS INTERCEPTIONS

#	Player	G	Comp-att-int	Yds	TD	Avg/g
1	Jones, Emory - UC	5	100-161-6	1226	10	245.20
2	Becht, Rocco - IowaSt	5	92-152-5	1085	9	217.00
3	Shough, Tyler - TTU	4	67-111-4	746	7	186.50
4	Robertson, Sawyer - Baylor	4	48-97-4	647	1	161.75
5	Plumlee, John Rhys - UCF	2	38-54-4	553	3	276.50
6	Howard, Will - KState	4	91-139-4	1072	8	268.00
7	Slovis, Kedon - BYU	5	98-165-3	1240	10	248.00
8	Bowman, Alan - OSU	4	53-100-3	513	2	128.25
9	Morris, Chandler - TCU	5	121-183-3	1419	11	283.80
10	Smith, Donovan - UH	5	123-191-3	1347	9	269.40



2023-24 Big 12 Football
Extended Individual Statistics
All games

RECEPTIONS/GAME (Minimum Games Played Pct. 75%)

#	Player	G	No.	Yds	TD	Lg	Yds/g	Rec/g
1	Brown, Samuel - UH	5	33	518	1	53	103.60	6.60
2	Brooks, Phillip - KState	4	24	226	2	39	56.50	6.00
3	Henderson, Xzavier - UC	5	30	414	1	49	82.80	6.00
4	Noel, Jaylin - IowaSt	4	24	250	2	51	62.50	6.00
5	Worthy, Xavier - UT	5	26	345	3	44	69.00	5.20
6	Stoops, Drake - OU	5	25	203	4	25	40.60	5.00
7	Manjack IV, Joseph - UH	5	25	292	2	49	58.40	5.00
8	Golden, Matthew - UH	5	24	261	4	39	52.20	4.80
9	Roberts, Chase - BYU	5	24	358	3	59	71.60	4.80
10	Bray, Jaden - OSU	4	18	215	0	39	53.75	4.50

RECEPTION TDS

#	Player	G	No.	Yds	TD	Long	Avg/c	Yds/g
1	Anderson, Nic - OU	5	10	279	5	52	27.90	55.80
2	Price, Myles - TTU	5	17	181	4	33	10.65	36.20
3	Stoops, Drake - OU	5	25	203	4	25	8.12	40.60
4	Golden, Matthew - UH	5	24	261	4	39	10.88	52.20
5	Mitchell, Adonai - UT	5	22	321	4	39	14.59	64.20
6	Wiley, Jared - TCU	5	15	129	3	21	8.60	25.80
7	Dabney, Drake - Baylor	5	12	172	3	53	14.33	34.40
8	Bradley, Jerand - TTU	5	21	246	3	34	11.71	49.20
9	Grimm, Luke - KU	5	14	177	3	48	12.64	35.40
10	Smith, Braden - UC	5	17	270	3	48	15.88	54.00

RECEIVE YDS/GAME (Minimum Games Played Pct. 75%)

#	Player	G	No.	Yds	TD	Long	Avg/c	Yds/g
1	Brown, Samuel - UH	5	33	518	1	53	15.70	103.60
2	Hudson, Kobe - UCF	5	21	468	2	69	22.29	93.60
3	Henderson, Xzavier - UC	5	30	414	1	49	13.80	82.80
4	Anthony, Andrej - OU	5	22	387	1	55	17.59	77.40
5	Roberts, Chase - BYU	5	24	358	3	59	14.92	71.60
6	Worthy, Xavier - UT	5	26	345	3	44	13.27	69.00
7	Baker, Javon - UCF	5	17	332	2	65	19.53	66.40
8	Mitchell, Adonai - UT	5	22	321	4	39	14.59	64.20
9	Noel, Jaylin - IowaSt	4	24	250	2	51	10.42	62.50
10	Sinnott, Ben - KState	4	16	247	2	40	15.44	61.75

YARDS PER CATCH (Minimum 2 Receptions/Game, Games Played Pct. 75%)

#	Player	G	No.	Yds	TD	Long	Avg/c	Yds/g
1	Anderson, Nic - OU	5	10	279	5	52	27.90	55.80
2	Clement, Hudson - WVU	5	10	239	3	70	23.90	47.80
3	Baldwin, Monaray - Baylor	5	12	278	1	55	23.17	55.60
4	Hudson, Kobe - UCF	5	21	468	2	69	22.29	93.60
5	Sanders, Ja'Tavion - UT	5	13	278	1	50	21.38	55.60
6	Baker, Javon - UCF	5	17	332	2	65	19.53	66.40
7	Farooq, Jalil - OU	5	15	285	2	49	19.00	57.00
8	Anthony, Andrej - OU	5	22	387	1	55	17.59	77.40
9	Jackson, Daniel - IowaSt	5	10	168	2	39	16.80	33.60
10	Garcia II, RJ - KState	4	10	168	1	44	16.80	42.00

RECEPTIONS

#	Player	G	No.	Yds	TD	Long	Avg/c	Yds/g
1	Brown, Samuel - UH	5	33	518	1	53	15.70	103.60
2	Henderson, Xzavier - UC	5	30	414	1	49	13.80	82.80
3	Worthy, Xavier - UT	5	26	345	3	44	13.27	69.00
4	Manjack IV, Joseph - UH	5	25	292	2	49	11.68	58.40
5	Stoops, Drake - OU	5	25	203	4	25	8.12	40.60
6	Brooks, Phillip - KState	4	24	226	2	39	9.42	56.50
7	Roberts, Chase - BYU	5	24	358	3	59	14.92	71.60
8	Noel, Jaylin - IowaSt	4	24	250	2	51	10.42	62.50
9	Golden, Matthew - UH	5	24	261	4	39	10.88	52.20
10	Anthony, Andrej - OU	5	22	387	1	55	17.59	77.40

RECEPTION YARDS

#	Player	G	No.	Yds	TD	Long	Avg/c	Yds/g
1	Brown, Samuel - UH	5	33	518	1	53	15.70	103.60
2	Hudson, Kobe - UCF	5	21	468	2	69	22.29	93.60
3	Henderson, Xzavier - UC	5	30	414	1	49	13.80	82.80
4	Anthony, Andrej - OU	5	22	387	1	55	17.59	77.40
5	Roberts, Chase - BYU	5	24	358	3	59	14.92	71.60
6	Worthy, Xavier - UT	5	26	345	3	44	13.27	69.00
7	Baker, Javon - UCF	5	17	332	2	65	19.53	66.40
8	Mitchell, Adonai - UT	5	22	321	4	39	14.59	64.20
9	Manjack IV, Joseph - UH	5	25	292	2	49	11.68	58.40
10	Farooq, Jalil - OU	5	15	285	2	49	19.00	57.00

PUNTING (Minimum 3.6 Punts/Game, Games Played Pct. 75%)

#	Player	G	No.	Yds	Lg	I20	50+	TB	Avg.
1	Rehkwow, Ryan - BYU	5	27	1324	66	10	14	3	49.04
2	McNamara, Austin - TTU	5	20	976	59	6	11	4	48.80
3	Perkins, Tyler - IowaSt	5	30	1424	70	14	12	5	47.47
4	Straw, Oliver - WVU	5	19	829	58	10	5	0	43.63

PATS KICKS MADE

#	Player	G	Made	Att.	Pct.
1	Schmit, Zach - OU	5	29	29	100.00
2	Boomer, Colton - UCF	5	23	23	100.00
3	Kell, Griffin - TCU	5	21	22	95.45
4	Auburn, Bert - UT	5	21	21	100.00
5	Keller, Seth - KU	5	20	20	100.00
6	Ferrin, Will - BYU	5	20	21	95.24
7	Tennant, Chris - KState	4	19	20	95.00
8	Garcia, Gino - TTU	5	19	19	100.00
9	Martin, Jack - UH	5	17	17	100.00
10	Brown, Carter - UC	5	16	16	100.00



2023-24 Big 12 Football
Extended Individual Statistics
All games

NUMBER OF PUNTS

#	Player	G	No.	Yds	Lg	120	50+	TB	Avg.
1	Perkins, Tyler - IowaSt	5	30	1424	70	14	12	5	47.47
2	Rehkov, Ryan - BYU	5	27	1324	66	10	14	3	49.04
3	McNamara, Austin - TTU	5	20	976	59	6	11	4	48.80
4	Straw, Oliver - WVU	5	19	829	58	10	5	0	43.63
5	Wilkins, Laine - UH	5	17	780	66	7	6	2	45.88
6	Fletcher, Mason - UC	5	15	649	57	9	3	0	43.27
7	Williams, Palmer - Baylor	5	15	670	53	1	5	1	44.67
8	Kaak, Hudson - OSU	4	14	567	51	6	1	0	40.50
9	Sandy, Jordy - TCU	5	14	608	57	4	1	0	43.43
10	Pahl, Wes - OSU	4	13	585	60	3	4	1	45.00

YARDS PUNTED

#	Player	G	No.	Yds	Lg	120	50+	TB	Avg.
1	Perkins, Tyler - IowaSt	5	30	1424	70	14	12	5	47.47
2	Rehkov, Ryan - BYU	5	27	1324	66	10	14	3	49.04
3	McNamara, Austin - TTU	5	20	976	59	6	11	4	48.80
4	Straw, Oliver - WVU	5	19	829	58	10	5	0	43.63
5	Wilkins, Laine - UH	5	17	780	66	7	6	2	45.88
6	Williams, Palmer - Baylor	5	15	670	53	1	5	1	44.67
7	Fletcher, Mason - UC	5	15	649	57	9	3	0	43.27
8	Sanborn, Ryan - UT	5	13	611	56	4	5	1	47.00
9	Sandy, Jordy - TCU	5	14	608	57	4	1	0	43.43
10	Pahl, Wes - OSU	4	13	585	60	3	4	1	45.00

PAT KICKING PCT (Minimum Games Played Pct. 75%)

#	Player	G	Made	Att.	Pct.
1	Auburn, Bert - UT	5	21	21	100.00
2	Hankins, Isaiah - Baylor	5	9	9	100.00
3	Keller, Seth - KU	5	20	20	100.00
4	Schmit, Zach - OU	5	29	29	100.00
5	Contreraz, Chase - IowaSt	5	11	11	100.00
6	Garcia, Gino - TTU	5	19	19	100.00
7	Hale, Alex - OSU	4	10	10	100.00
8	Martin, Jack - UH	5	17	17	100.00
9	Boomer, Colton - UCF	5	23	23	100.00
10	Brown, Carter - UC	5	16	16	100.00

PAT KICKING ATTEMPTS

#	Player	G	Made	Att.	Pct.
1	Schmit, Zach - OU	5	29	29	100.00
2	Boomer, Colton - UCF	5	23	23	100.00
3	Kell, Griffin - TCU	5	21	22	95.45
4	Ferrin, Will - BYU	5	20	21	95.24
5	Auburn, Bert - UT	5	21	21	100.00
6	Keller, Seth - KU	5	20	20	100.00
7	Tennant, Chris - KState	4	19	20	95.00
8	Garcia, Gino - TTU	5	19	19	100.00
9	Martin, Jack - UH	5	17	17	100.00
10	Brown, Carter - UC	5	16	16	100.00

PUNT RETURN AVG (Minimum Games Played Pct. 75%)

#	Player	G	No.	Yds	TD	Long	Avg/g
1	Worthy, Xavier - UT	5	8	128	0	40	16.00
2	Freeman, Gavin - OU	5	8	114	1	82	14.25
3	Price, Myles - TTU	5	3	41	0	33	13.67

FIELD GOALS (Minimum Games Played Pct. 75%)

#	Player	G	Made	Att.	Long	Pct.	FG/G.
1	Brown, Carter - UC	5	10	12	54	83.33	2.00
2	Auburn, Bert - UT	5	9	14	49	64.29	1.80
3	Hankins, Isaiah - Baylor	5	9	12	53	75.00	1.80
4	Hale, Alex - OSU	4	6	7	53	85.71	1.50
5	Contreraz, Chase - IowaSt	5	7	10	56	70.00	1.40
6	Garcia, Gino - TTU	5	7	11	54	63.64	1.40
7	Boomer, Colton - UCF	5	7	10	55	70.00	1.40
8	Kell, Griffin - TCU	5	7	13	57	53.85	1.40
9	Keller, Seth - KU	5	6	6	44	100.00	1.20
10	Schmit, Zach - OU	5	6	7	46	85.71	1.20

FIELD GOAL PCT (Minimum Games Played Pct. 75%)

#	Player	G	Made	Att.	Long	Pct.
1	Keller, Seth - KU	5	6	6	44	100.00
2	Schmit, Zach - OU	5	6	7	46	85.71
3	Hale, Alex - OSU	4	6	7	53	85.71
4	Brown, Carter - UC	5	10	12	54	83.33
5	Hayes, Michael - WVU	5	4	5	49	80.00
6	Hankins, Isaiah - Baylor	5	9	12	53	75.00
7	Contreraz, Chase - IowaSt	5	7	10	56	70.00
8	Boomer, Colton - UCF	5	7	10	55	70.00
9	Tennant, Chris - KState	4	4	6	51	66.67
10	Auburn, Bert - UT	5	9	14	49	64.29

FIELD GOALS ATTEMPTED

#	Player	G	Made	Att.	Long	Pct.
1	Auburn, Bert - UT	5	9	14	49	64.29
2	Kell, Griffin - TCU	5	7	13	57	53.85
3	Hankins, Isaiah - Baylor	5	9	12	53	75.00
4	Brown, Carter - UC	5	10	12	54	83.33
5	Garcia, Gino - TTU	5	7	11	54	63.64
6	Contreraz, Chase - IowaSt	5	7	10	56	70.00
7	Boomer, Colton - UCF	5	7	10	55	70.00
8	Martin, Jack - UH	5	4	8	44	50.00
9	Schmit, Zach - OU	5	6	7	46	85.71
10	Hale, Alex - OSU	4	6	7	53	85.71

FIELD GOALS MADE

#	Player	G	Made	Att.	Long	Pct.
1	Brown, Carter - UC	5	10	12	54	83.33
2	Auburn, Bert - UT	5	9	14	49	64.29
3	Hankins, Isaiah - Baylor	5	9	12	53	75.00
4	Contreraz, Chase - IowaSt	5	7	10	56	70.00
5	Boomer, Colton - UCF	5	7	10	55	70.00
6	Garcia, Gino - TTU	5	7	11	54	63.64
7	Kell, Griffin - TCU	5	7	13	57	53.85
8	Keller, Seth - KU	5	6	6	44	100.00
9	Schmit, Zach - OU	5	6	7	46	85.71
10	Hale, Alex - OSU	4	6	7	53	85.71

KICK RETURN AVG (Minimum Games Played Pct. 75%)

#	Player	G	No.	Yds	TD	Long	Avg/g
1	Golden, Matthew - UH	5	3	132	1	98	44.00
2	McCray, Drae - TTU	5	10	297	1	100	29.70
3	Everhart, Major - TCU	5	10	280	0	86	28.00



2023-24 Big 12 Football
Extended Individual Statistics
All games

PUNT RETURNS (Minimum 1.2 Punt Returns/Game)

#	Player	G	No.	Yds	TD	Long	Avg/g
1	Smith, Braden - UC	5	11	31	0	12	2.82
2	Fox, Preston - WVU	5	11	137	0	20	12.45
3	Nyberg, Hobbs - BYU	5	9	32	0	14	3.56
4	Noel, Jaylin - IowaSt	4	8	71	0	39	8.88
5	Freeman, Gavin - OU	5	8	114	1	82	14.25
6	Townsend, Xavier - UCF	5	8	107	0	29	13.38
7	Worthy, Xavier - UT	5	8	128	0	40	16.00
8	Fleming, Malik - UH	5	7	65	0	48	9.29
9	Earle, Jojo - TCU	5	6	39	0	30	6.50
10	Brooks, Phillip - KState	4	6	68	0	29	11.33

PUNT RETURN YARDS

#	Player	G	No.	Yds	TD	Long	Avg/g
1	Fox, Preston - WVU	5	11	137	0	20	12.45
2	Worthy, Xavier - UT	5	8	128	0	40	16.00
3	Freeman, Gavin - OU	5	8	114	1	82	14.25
4	Townsend, Xavier - UCF	5	8	107	0	29	13.38
5	Noel, Jaylin - IowaSt	4	8	71	0	39	8.88
6	Brooks, Phillip - KState	4	6	68	0	29	11.33
7	Fleming, Malik - UH	5	7	65	0	48	9.29
8	Price, Myles - TTU	5	3	41	0	33	13.67
9	Earle, Jojo - TCU	5	6	39	0	30	6.50
10	Nyberg, Hobbs - BYU	5	9	32	0	14	3.56

PUNT RETURN TDS

#	Player	G	No.	Yds	TD	Long	Avg/g
1	Fouonji, Loic - TTU	5	0	7	1	7	0.00
2	Freeman, Gavin - OU	5	8	114	1	82	14.25
3	Nowell, Blake - TCU	5	0	24	1	24	0.00

INTERCEPTIONS (Minimum Games Played Pct. 75%)

#	Player	G	No.	Yds	TD	Long	Avg/g
1	Cooper, Jeremiah - IowaSt	5	4	88	1	58	0.80
2	Robinson, Jakob - BYU	5	3	42	1	42	0.60
3	Dunlap, Malik - TTU	5	3	77	1	54	0.60
4	Fleming, Malik - UH	5	3	54	0	35	0.60
5	Thornton, Corey - UCF	5	2	4	0	3	0.40
6	Lawrence, Key - OU	5	2	0	0	0	0.40
7	Ford, Jaylan - UT	5	2	5	0	5	0.40
8	Thompson, Jerrin - UT	5	2	59	1	32	0.40
9	Hamilton, Isaiah - UH	5	2	18	0	18	0.40
10	Threats, Bryon - UC	5	2	39	0	33	0.40

INTERCEPTION RET YARDS

#	Player	G	No.	Yds	TD	Long	Yds/i
1	Cooper, Jeremiah - IowaSt	5	4	88	1	58	22.00
2	Dunlap, Malik - TTU	5	3	77	1	54	25.67
3	Thompson, Jerrin - UT	5	2	59	1	32	29.50
4	Fleming, Malik - UH	5	3	54	0	35	18.00
5	Newton, Josh - TCU	5	1	53	0	53	53.00
6	Bowman, Billy - OU	5	2	44	1	44	22.00
7	Robinson, Jakob - BYU	5	3	42	1	42	14.00
8	Martinez, Nikai - UCF	5	1	42	0	42	42.00
9	Threats, Bryon - UC	5	2	39	0	33	19.50
10	Bishop Jr., Beanie - WVU	5	2	35	0	40	17.50

KICK RETURNS (Minimum 1.2 Total Kick Returns/Game)

#	Player	G	No.	Yds	TD	Long	Avg/g
1	McCray, Drae - TTU	5	10	297	1	100	29.70
2	Everhart, Major - TCU	5	10	280	0	86	28.00
3	Wilson, Trevor - KU	5	9	181	0	34	20.11
4	Gordon Jr., Corey - Baylor	5	9	197	0	36	21.89
5	Farooq, Jalil - OU	5	7	183	0	62	26.14
6	Jenkins, Parker - UH	5	7	125	0	47	17.86
7	Kingston, Parker - BYU	5	6	164	0	46	27.33
8	Richardson, Johnny - UCF	5	6	134	0	51	22.33
9	Nabors, Jordan - Baylor	3	5	105	0	34	21.00
10	Brooks, Phillip - KState	4	5	110	0	36	22.00

KICK RETURN YARDS

#	Player	G	No.	Yds	TD	Long	Avg/g
1	McCray, Drae - TTU	5	10	297	1	100	29.70
2	Everhart, Major - TCU	5	10	280	0	86	28.00
3	Gordon Jr., Corey - Baylor	5	9	197	0	36	21.89
4	Farooq, Jalil - OU	5	7	183	0	62	26.14
5	Wilson, Trevor - KU	5	9	181	0	34	20.11
6	Kingston, Parker - BYU	5	6	164	0	46	27.33
7	Richardson, Johnny - UCF	5	6	134	0	51	22.33
8	Golden, Matthew - UH	5	3	132	1	98	44.00
9	Jenkins, Parker - UH	5	7	125	0	47	17.86
10	Brooks, Phillip - KState	4	5	110	0	36	22.00

KICK RETURN TDS

#	Player	G	No.	Yds	TD	Long	Avg/g
1	McCray, Drae - TTU	5	10	297	1	100	29.70

INTERCEPTION RETURNS

#	Player	G	No.	Yds	TD	Long	Yds/i
1	Cooper, Jeremiah - IowaSt	5	4	88	1	58	22.00
2	Fleming, Malik - UH	5	3	54	0	35	18.00
3	Dunlap, Malik - TTU	5	3	77	1	54	25.67
4	Robinson, Jakob - BYU	5	3	42	1	42	14.00
5	Thornton, Corey - UCF	5	2	4	0	3	2.00
6	Clark, Bud - TCU	5	2	1	0	1	0.50
7	Ford, Jaylan - UT	5	2	5	0	5	2.50
8	Thompson, Jerrin - UT	5	2	59	1	32	29.50
9	Lawrence, Key - OU	5	2	0	0	0	0.00
10	Threats, Bryon - UC	5	2	39	0	33	19.50

INTERCEPTION RETURN TDS

#	Player	G	No.	Yds	TD	Long	Yds/i
1	Thompson, Jerrin - UT	5	2	59	1	32	29.50
2	Dunlap, Malik - TTU	5	3	77	1	54	25.67
3	Robinson, Jakob - BYU	5	3	42	1	42	14.00
4	Bowman, Billy - OU	5	2	44	1	44	22.00
5	Stutsman, Danny - OU	5	1	30	1	30	30.00
6	Cooper, Jeremiah - IowaSt	5	4	88	1	58	22.00
7	Logan Jr., Kenny - KU	5	1	30	1	30	30.00



2023-24 Big 12 Football
Extended Individual Statistics
All games

TACKLES (All positions) (Minimum Games Played Pct. 75%)

#	Player	G	Pos	Solo	Ast	Total	Avg/g
1	Stutsman, Danny - OU	5	LB	21	28	49	9.80
2	Pierre, Jesiah - TTU	4	LB	23	14	37	9.25
3	Johnson, Jason - UCF	5	LB	28	16	44	8.80
4	Obiazor, Namdi - TCU	5	LB	20	21	41	8.20
5	Bywater, Ben - BYU	4	LB	15	17	32	8.00
6	Kpogba, Lee - WVU	5	LB	22	18	40	8.00
7	Daniels, Kendal - OSU	4	S	20	11	31	7.75
8	Roberts, Ben - TTU	5	LB	19	19	38	7.60
9	Tooley, Max - BYU	5	LB	22	16	38	7.60
10	Robinson, Malik - UH	5	LB	17	19	36	7.20
11	Freyler, Beau - IowaSt	5	DB	14	21	35	7.00
12	Martin, Nickolas - OSU	4	LB	15	13	28	7.00
13	Jones, Matt - Baylor	5	LB	23	11	34	6.80
14	Vongphachanh, AJ - BYU	5	LB	12	22	34	6.80
15	Rawls, Lyrik - OSU	3	S	10	10	20	6.67
16	Baskerville, CJ - TTU	4	DB	19	7	26	6.50
17	Ford, Jaylan - UT	5	LB	16	16	32	6.40
18	Hunter, Lee - UCF	5	DL	19	13	32	6.40
19	Oliver, Collin - OSU	4	LB	16	9	25	6.25
20	Logan Jr., Kenny - KU	5	S	19	12	31	6.20
21	Bishop Jr., Beanie - WVU	5	CB	24	6	30	6.00
22	Hodge, Jamoi - TCU	5	LB	12	18	30	6.00
23	Celiscar, Josh - UCF	5	DL	14	15	29	5.80
24	Jones, Dorian - UC	5	LB	12	17	29	5.80
25	Taylor-Demerson, Dadrion - TTU	5	DB	25	4	29	5.80
26	Pace, Deshawn - UC	4	LB	11	12	23	5.75
27	Moore, Austin - KState	4	LB	16	6	22	5.50
28	Lathan, Trey - WVU	5	LB	11	16	27	5.40
29	Robinson, Jakob - BYU	5	CB	12	15	27	5.40
30	Haulcy, A.J. - UH	5	DB	20	7	27	5.40
31	Sigle, Marques - KState	3	S	14	2	16	5.33
32	Batty, Tyler - BYU	5	DL	13	13	26	5.20
33	Yates, Walter - UCF	5	LB	13	12	25	5.00
34	Slade, Ethan - BYU	5	DB	11	14	25	5.00
35	Wilson, Anthony - WVU	5	S	17	8	25	5.00
36	Bobby, Devyn - Baylor	5	S	16	9	25	5.00
37	Smith Jr., Mike - Baylor	5	LB	18	7	25	5.00
38	Gbenda, David - UT	5	LB	10	15	25	5.00
39	Dingle, Jack - UC	5	LB	11	14	25	5.00
40	Brown, JB - KU	5	LB	15	10	25	5.00
41	Threats, Bryon - UC	5	S	15	9	24	4.80
42	Purchase, Myles - IowaSt	5	DB	17	7	24	4.80
43	Cooper, Jeremiah - IowaSt	5	DB	11	13	24	4.80
44	Ward, Taj - UC	5	DB	14	10	24	4.80
45	Burroughs, O.J. - KU	5	S	19	5	24	4.80
46	Owens, Tyler - TTU	4	DB	16	3	19	4.75
47	Morris, Jamal - UH	5	LB	14	9	23	4.60
48	Banks Jr., Shad - TCU	5	LB	12	11	23	4.60
49	Onyedim, Tyler - IowaSt	5	DL	8	15	23	4.60
50	Savage, Kobe - KState	4	S	15	3	18	4.50

SACKS (Minimum Games Played Pct. 75%)

#	Player	G	Pos	Solo	Ast	Total	Avg/g
1	Morris-Brash, Tre'mon - UCF	5	DL	5	0	5	1.00
2	Duke, Khalid - KState	4	DE	4	0	4	1.00
3	Ceaser, Nelson - UH	5	DL	4	1	4.5	0.90
4	Robinson, Jereme - KU	5	DE	4	1	4.5	0.90
5	Booker, Austin - KU	5	DL	3	2	4	0.80
6	Matlack, Nate - KState	4	DE	3	0	3	0.75
7	Batty, Tyler - BYU	5	DL	3	1	3.5	0.70
8	Durojaiye, Tomiwa - WVU	5	DL	2	2	3	0.60
9	Oyewale, Paul - TCU	5	DL	3	0	3	0.60
10	Lawrence, Malachi - UCF	5	DL	3	0	3	0.60

TACKLES FOR LOSS (Minimum 1.25 Total Tackles For Loss/Game, Games Played Pct. 75%)

#	Player	G	Pos	Solo	Ast	Total	Avg/g
1	Morris-Brash, Tre'mon - UCF	5	DL	11	2	12	2.40
2	Stutsman, Danny - OU	5	LB	6	6	9	1.80
3	Moore, Austin - KState	4	LB	6	2	7	1.75
4	Duke, Khalid - KState	4	DE	6	0	6	1.50
5	Jones, Matt - Baylor	5	LB	6	2	7	1.40
6	Hutchings, Jaylon - TTU	5	DL	5	3	6.5	1.30
7	Oliver, Collin - OSU	4	LB	5	0	5	1.25

FUMBLES FORCED (Minimum Games Played Pct. 75%)

#	Player	G	No.	Avg/g
1	Oliver, Collin - OSU	4	2	0.50
2	Ward, Taj - UC	5	2	0.40
3	Wheeler, Cornell - KU	4	1	0.25
4	Mott, Brendan - KState	4	1	0.25
5	Walker, Kani - OU	4	1	0.25
6	Duke, Khalid - KState	4	1	0.25
7	Black, Korie - OSU	4	1	0.25
8	Purnell, Desmond - KState	4	1	0.25
9	Caldwell, Jamaree - UH	4	1	0.25
10	Dunn Jr., Tommy - KU	4	1	0.25

FUMBLES RECOVERED (Minimum Games Played Pct. 75%)

#	Player	G	No.	Avg/g
1	Grimes, Garrison - Baylor	5	2	0.40
2	Seumalo, Uso - KState	4	1	0.25
3	Pace, Deshawn - UC	4	1	0.25
4	Payne, VJ - KState	4	1	0.25
5	Daniels, Kendal - OSU	4	1	0.25
6	Walker, Kani - OU	4	1	0.25
7	Bush, Jett - UT	5	1	0.20
8	Bradford, Millard - TCU	5	1	0.20
9	Batty, Tyler - BYU	5	1	0.20
10	Linton, Steve - TTU	5	1	0.20

PASSES DEFENDED (Minimum Games Played Pct. 75%)

#	Player	G	Brup	Int.	Total	Avg/g
1	Bishop Jr., Beanie - WVU	5	7	2	9	1.80
2	Dotson, Ra'Mello - KU	5	7	1	8	1.60
3	Parrish, Jacob - KState	4	5	1	6	1.50
4	Thornton, Corey - UCF	5	5	2	7	1.40
5	Cooper, Jeremiah - IowaSt	5	3	4	7	1.40
6	Harris, Justin - UC	5	5	1	6	1.20
7	Clark, Bud - TCU	5	3	2	5	1.00
8	Newton, Josh - TCU	5	4	1	5	1.00
9	Fleming, Malik - UH	5	2	3	5	1.00
10	Tampa, T.J. - IowaSt	5	4	1	5	1.00



**2023-24 Big 12 Football
Extended Team Leaders
All games**

SCORING OFFENSE

Team	G	TD	FG	XPT	2XP	DXP	Saf	Pts	Avg/G
Oklahoma	5	31	6	31	0	0	1	237	47.4
Kansas St.	4	21	4	20	0	0	0	158	39.5
UCF	5	24	7	23	0	0	0	188	37.6
Texas	5	22	9	21	0	0	0	180	36
TCU	5	22	7	21	0	0	0	174	34.8
Texas Tech	5	21	7	19	0	0	0	166	33.2
Kansas	5	21	6	21	0	0	0	165	33
BYU	5	21	3	20	0	0	0	155	31
Cincinnati	5	17	10	16	1	0	0	150	30
Houston	5	18	4	17	0	0	0	137	27.4
West Virginia	5	17	4	16	1	0	0	132	26.4
Baylor	5	12	9	9	3	0	1	116	23.2
Oklahoma St.	4	10	6	10	0	0	0	88	22
Iowa St.	5	12	7	11	0	0	0	104	20.8

TOTAL DEFENSE

Team	G	Rush	Pass	Plays	Yards	Avg/P	TD	Avg/G
Texas	5	473	981	309	1454	4.71	6	290.8
Oklahoma	5	526	1064	345	1590	4.61	5	318
Cincinnati	5	502	1140	292	1642	5.62	14	328.4
West Virginia	5	574	1103	341	1677	4.92	11	335.4
Kansas St.	4	293	1057	252	1350	5.36	8	337.5
Iowa St.	5	618	1075	344	1693	4.92	11	338.6
BYU	5	762	1042	331	1804	5.45	11	360.8
UCF	5	784	1049	346	1833	5.3	13	366.6
Kansas	5	708	1140	322	1848	5.74	16	369.6
TCU	5	541	1312	356	1853	5.21	11	370.6
Oklahoma St.	4	550	935	263	1485	5.65	12	371.25
Texas Tech	5	740	1139	372	1879	5.05	13	375.8
Baylor	5	920	1053	305	1973	6.47	18	394.6
Houston	5	818	1211	339	2029	5.99	18	405.8

SCORING DEFENSE

Team	G	TD	FG	XPT	2XP	DXP	Saf	Pts	Avg/G
Oklahoma	5	5	6	4	1	0	0	54	10.8
Texas	5	6	7	5	1	0	0	64	12.8
Kansas St.	4	8	6	8	0	0	0	74	18.5
West Virginia	5	11	6	11	0	0	0	95	19
TCU	5	12	7	12	0	0	0	105	21
BYU	5	14	5	13	0	0	0	112	22.4
UCF	5	14	6	10	2	0	0	116	23.2
Iowa St.	5	13	8	12	0	0	1	116	23.2
Oklahoma St.	4	12	4	9	1	0	0	95	23.75
Cincinnati	5	15	5	15	0	0	0	120	24
Texas Tech	5	14	8	12	2	0	0	124	24.8
Kansas	5	16	6	13	2	0	0	131	26.2
Baylor	5	19	3	19	0	0	0	142	28.4
Houston	5	20	3	18	1	0	0	149	29.8

TOTAL OFFENSE PLAYS

Team	G	Rush	Pass	Plays	Yards	Avg/P	TD	Avg/G
Cincinnati	5	1101	1349	394	2450	6.22	17	490
TCU	5	968	1469	393	2437	6.2	21	487.4
Oklahoma	5	788	1762	371	2550	6.87	28	510
Houston	5	665	1405	369	2070	5.61	17	414
Baylor	5	712	1353	369	2065	5.6	11	413
Texas Tech	5	887	1137	362	2024	5.59	18	404.8
UCF	5	1276	1453	353	2729	7.73	23	545.8
Texas	5	959	1433	347	2392	6.89	21	478.4
West Virginia	5	959	778	338	1737	5.14	17	347.4
Kansas	5	995	1117	308	2112	6.86	19	422.4
BYU	5	314	1279	305	1593	5.22	20	318.6
Iowa St.	5	483	1102	303	1585	5.23	11	317
Kansas St.	4	794	1135	297	1929	6.49	21	482.25
Oklahoma St.	4	487	887	278	1374	4.94	10	343.5

TOUCHDOWNS SCORED

Team	G	TD	FG	XPT	2XP	DXP	Saf	Pts	Avg/G
Oklahoma	5	31	6	31	0	0	1	237	47.4
UCF	5	24	7	23	0	0	0	188	37.6
Texas	5	22	9	21	0	0	0	180	36
TCU	5	22	7	21	0	0	0	174	34.8
Texas Tech	5	21	7	19	0	0	0	166	33.2
Kansas St.	4	21	4	20	0	0	0	158	39.5
Kansas	5	21	6	21	0	0	0	165	33
BYU	5	21	3	20	0	0	0	155	31
Houston	5	18	4	17	0	0	0	137	27.4
West Virginia	5	17	4	16	1	0	0	132	26.4
Cincinnati	5	17	10	16	1	0	0	150	30
Iowa St.	5	12	7	11	0	0	0	104	20.8
Baylor	5	12	9	9	3	0	1	116	23.2
Oklahoma St.	4	10	6	10	0	0	0	88	22

TOTAL OFFENSE YARDS

Team	G	Rush	Pass	Plays	Yards	Avg/P	TD	Avg/G
UCF	5	1276	1453	353	2729	7.73	23	545.8
Oklahoma	5	788	1762	371	2550	6.87	28	510
Cincinnati	5	1101	1349	394	2450	6.22	17	490
TCU	5	968	1469	393	2437	6.2	21	487.4
Texas	5	959	1433	347	2392	6.89	21	478.4
Kansas	5	995	1117	308	2112	6.86	19	422.4
Houston	5	665	1405	369	2070	5.61	17	414
Baylor	5	712	1353	369	2065	5.6	11	413
Texas Tech	5	887	1137	362	2024	5.59	18	404.8
Kansas St.	4	794	1135	297	1929	6.49	21	482.25
West Virginia	5	959	778	338	1737	5.14	17	347.4
BYU	5	314	1279	305	1593	5.22	20	318.6
Iowa St.	5	483	1102	303	1585	5.23	11	317
Oklahoma St.	4	487	887	278	1374	4.94	10	343.5



**2023-24 Big 12 Football
Extended Team Leaders
All games**

PTS SCORED KICKING

Team	G	TD	FG	XPT	2XP	DXP	Saf	Pts	Avg/G
Oklahoma	5	31	6	31	0	0	1	237	47.4
UCF	5	24	7	23	0	0	0	188	37.6
Texas	5	22	9	21	0	0	0	180	36
TCU	5	22	7	21	0	0	0	174	34.8
Texas Tech	5	21	7	19	0	0	0	166	33.2
Kansas	5	21	6	21	0	0	0	165	33
Kansas St.	4	21	4	20	0	0	0	158	39.5
BYU	5	21	3	20	0	0	0	155	31
Cincinnati	5	17	10	16	1	0	0	150	30
Houston	5	18	4	17	0	0	0	137	27.4
West Virginia	5	17	4	16	1	0	0	132	26.4
Baylor	5	12	9	9	3	0	1	116	23.2
Iowa St.	5	12	7	11	0	0	0	104	20.8
Oklahoma St.	4	10	6	10	0	0	0	88	22

TOTAL OFF. AVG/PLAY

Team	G	Rush	Pass	Plays	Yards	Avg/P	TD	Avg/G
UCF	5	1276	1453	353	2729	7.73	23	545.8
Texas	5	959	1433	347	2392	6.89	21	478.4
Oklahoma	5	788	1762	371	2550	6.87	28	510
Kansas	5	995	1117	308	2112	6.86	19	422.4
Kansas St.	4	794	1135	297	1929	6.49	21	482.25
Cincinnati	5	1101	1349	394	2450	6.22	17	490
TCU	5	968	1469	393	2437	6.2	21	487.4
Houston	5	665	1405	369	2070	5.61	17	414
Baylor	5	712	1353	369	2065	5.6	11	413
Texas Tech	5	887	1137	362	2024	5.59	18	404.8
Iowa St.	5	483	1102	303	1585	5.23	11	317
BYU	5	314	1279	305	1593	5.22	20	318.6
West Virginia	5	959	778	338	1737	5.14	17	347.4
Oklahoma St.	4	487	887	278	1374	4.94	10	343.5

TOTAL OFFENSE

Team	G	Rush	Pass	Plays	Yards	Avg/P	TD	Avg/G
UCF	5	1276	1453	353	2729	7.73	23	545.8
Oklahoma	5	788	1762	371	2550	6.87	28	510
Cincinnati	5	1101	1349	394	2450	6.22	17	490
TCU	5	968	1469	393	2437	6.2	21	487.4
Kansas St.	4	794	1135	297	1929	6.49	21	482.25
Texas	5	959	1433	347	2392	6.89	21	478.4
Kansas	5	995	1117	308	2112	6.86	19	422.4
Houston	5	665	1405	369	2070	5.61	17	414
Baylor	5	712	1353	369	2065	5.6	11	413
Texas Tech	5	887	1137	362	2024	5.59	18	404.8
West Virginia	5	959	778	338	1737	5.14	17	347.4
Oklahoma St.	4	487	887	278	1374	4.94	10	343.5
BYU	5	314	1279	305	1593	5.22	20	318.6
Iowa St.	5	483	1102	303	1585	5.23	11	317

TOTAL OFFENSE TDS

Team	G	Rush	Pass	Plays	Yards	Avg/P	TD	Avg/G
Oklahoma	5	788	1762	371	2550	6.87	28	510
UCF	5	1276	1453	353	2729	7.73	23	545.8
Texas	5	959	1433	347	2392	6.89	21	478.4
TCU	5	968	1469	393	2437	6.2	21	487.4
Kansas St.	4	794	1135	297	1929	6.49	21	482.25
BYU	5	314	1279	305	1593	5.22	20	318.6
Kansas	5	995	1117	308	2112	6.86	19	422.4
Texas Tech	5	887	1137	362	2024	5.59	18	404.8
West Virginia	5	959	778	338	1737	5.14	17	347.4
Houston	5	665	1405	369	2070	5.61	17	414
Cincinnati	5	1101	1349	394	2450	6.22	17	490
Iowa St.	5	483	1102	303	1585	5.23	11	317
Baylor	5	712	1353	369	2065	5.6	11	413
Oklahoma St.	4	487	887	278	1374	4.94	10	343.5

RUSHING OFFENSE

Team	G	Att	Yards	Avg/A	Long	TD	Avg/G
UCF	5	210	1276	6.08	79	13	255.2
Cincinnati	5	227	1101	4.85	68	6	220.2
Kansas	5	184	995	5.41	48	11	199
Kansas St.	4	153	794	5.19	43	12	198.5
TCU	5	207	968	4.68	74	9	193.6
West Virginia	5	225	959	4.26	39	11	191.8
Texas	5	192	959	4.99	67	11	191.8
Texas Tech	5	179	887	4.96	58	6	177.4
Oklahoma	5	199	788	3.96	30	11	157.6
Baylor	5	183	712	3.89	32	7	142.4
Houston	5	174	665	3.82	31	7	133
Oklahoma St.	4	115	487	4.23	71	5	121.75
Iowa St.	5	142	483	3.4	39	2	96.6
BYU	5	138	314	2.28	45	9	62.8

RUSHING TDS

Team	G	Att	Yards	Avg/A	Long	TD	Avg/G
UCF	5	210	1276	6.08	79	13	255.2
Kansas St.	4	153	794	5.19	43	12	198.5
West Virginia	5	225	959	4.26	39	11	191.8
Texas	5	192	959	4.99	67	11	191.8
Oklahoma	5	199	788	3.96	30	11	157.6
Kansas	5	184	995	5.41	48	11	199
TCU	5	207	968	4.68	74	9	193.6
BYU	5	138	314	2.28	45	9	62.8
Houston	5	174	665	3.82	31	7	133
Baylor	5	183	712	3.89	32	7	142.4
Texas Tech	5	179	887	4.96	58	6	177.4
Cincinnati	5	227	1101	4.85	68	6	220.2
Oklahoma St.	4	115	487	4.23	71	5	121.75
Iowa St.	5	142	483	3.4	39	2	96.6



**2023-24 Big 12 Football
Extended Team Leaders
All games**

RUSHING DEFENSE

Team	G	Att	Yards	Avg/A	Long	TD	Avg/G
Kansas St.	4	116	293	2.53	48	2	73.25
Texas	5	154	473	3.07	62	2	94.6
Cincinnati	5	152	502	3.3	38	4	100.4
Oklahoma	5	167	526	3.15	39	0	105.2
TCU	5	182	541	2.97	35	7	108.2
West Virginia	5	175	574	3.28	31	3	114.8
Iowa St.	5	168	618	3.68	71	4	123.6
Oklahoma St.	4	143	550	3.85	65	4	137.5
Kansas	5	165	708	4.29	72	11	141.6
Texas Tech	5	187	740	3.96	25	4	148
BYU	5	174	762	4.38	55	3	152.4
UCF	5	188	784	4.17	36	10	156.8
Houston	5	179	818	4.57	54	10	163.6
Baylor	5	184	920	5	79	12	184

PASS EFFICIENCY

Team	G	Comp-Att-Int	Pct.	Yds	Avg/G	TD	Effic
Oklahoma	5	131 - 172 - 2	76.16	1762	352.40	17	192.50
Kansas	5	87 - 124 - 1	70.16	1117	223.40	8	165.51
UCF	5	92 - 143 - 6	64.34	1453	290.60	10	164.37
Texas	5	101 - 155 - 1	65.16	1433	286.60	10	162.82
TCU	5	123 - 186 - 4	66.13	1469	293.80	12	149.46
Kansas St.	4	95 - 144 - 4	65.97	1135	283.75	9	147.25
Cincinnati	5	105 - 167 - 6	62.87	1349	269.80	11	145.28
BYU	5	100 - 167 - 3	59.88	1279	255.80	11	142.36
Houston	5	124 - 195 - 3	63.59	1405	281.00	10	137.96
Iowa St.	5	100 - 161 - 5	62.11	1102	220.40	9	131.84
West Virginia	5	62 - 113 - 2	54.87	778	155.60	6	126.68
Texas Tech	5	102 - 183 - 5	55.74	1137	227.40	12	124.10
Baylor	5	102 - 186 - 4	54.84	1353	270.60	4	118.74
Oklahoma St.	4	91 - 163 - 4	55.83	887	221.75	5	106.75

YARDS PER RUSH

Team	G	Att	Yards	Avg/A	Long	TD	Avg/G
UCF	5	210	1276	6.08	79	13	255.2
Kansas	5	184	995	5.41	48	11	199
Kansas St.	4	153	794	5.19	43	12	198.5
Texas	5	192	959	4.99	67	11	191.8
Texas Tech	5	179	887	4.96	58	6	177.4
Cincinnati	5	227	1101	4.85	68	6	220.2
TCU	5	207	968	4.68	74	9	193.6
West Virginia	5	225	959	4.26	39	11	191.8
Oklahoma St.	4	115	487	4.23	71	5	121.75
Oklahoma	5	199	788	3.96	30	11	157.6
Baylor	5	183	712	3.89	32	7	142.4
Houston	5	174	665	3.82	31	7	133
Iowa St.	5	142	483	3.4	39	2	96.6
BYU	5	138	314	2.28	45	9	62.8

PASS DEFENSE EFFIC.

Team	G	Comp-Att-Int	Pct.	Yds	Avg/G	TD	Effic
Oklahoma	5	97 - 178 - 10	54.49	1064	212.80	5	102.74
Texas	5	83 - 155 - 6	53.55	981	196.20	4	107.49
UCF	5	83 - 158 - 4	52.53	1049	209.80	3	109.50
Iowa St.	5	94 - 176 - 6	53.41	1075	215.00	7	111.02
West Virginia	5	83 - 166 - 5	50.00	1103	220.60	8	115.69
TCU	5	98 - 174 - 5	56.32	1312	262.40	4	121.50
Texas Tech	5	116 - 185 - 5	62.70	1139	227.80	9	125.07
BYU	5	96 - 157 - 6	61.15	1042	208.40	8	126.07
Kansas	5	103 - 157 - 7	65.61	1140	228.00	5	128.19
Houston	5	99 - 160 - 6	61.88	1211	242.20	8	134.45
Kansas St.	4	84 - 136 - 2	61.76	1057	264.25	6	138.67
Cincinnati	5	75 - 140 - 3	53.57	1140	228.00	10	141.26
Baylor	5	72 - 121 - 3	59.50	1053	210.60	6	144.01
Oklahoma St.	4	77 - 120 - 1	64.17	935	233.75	8	149.95

RUSH ATTEMPTS

Team	G	Att	Yards	Avg/A	Long	TD	Avg/G
Cincinnati	5	227	1101	4.85	68	6	220.2
West Virginia	5	225	959	4.26	39	11	191.8
UCF	5	210	1276	6.08	79	13	255.2
TCU	5	207	968	4.68	74	9	193.6
Oklahoma	5	199	788	3.96	30	11	157.6
Texas	5	192	959	4.99	67	11	191.8
Kansas	5	184	995	5.41	48	11	199
Baylor	5	183	712	3.89	32	7	142.4
Texas Tech	5	179	887	4.96	58	6	177.4
Houston	5	174	665	3.82	31	7	133
Kansas St.	4	153	794	5.19	43	12	198.5
Iowa St.	5	142	483	3.4	39	2	96.6
BYU	5	138	314	2.28	45	9	62.8
Oklahoma St.	4	115	487	4.23	71	5	121.75



**2023-24 Big 12 Football
Extended Team Leaders
All games**

RUSH YARDS

Team	G	Att	Yards	Avg/A	Long	TD	Avg/G
UCF	5	210	1276	6.08	79	13	255.2
Cincinnati	5	227	1101	4.85	68	6	220.2
Kansas	5	184	995	5.41	48	11	199
TCU	5	207	968	4.68	74	9	193.6
West Virginia	5	225	959	4.26	39	11	191.8
Texas	5	192	959	4.99	67	11	191.8
Texas Tech	5	179	887	4.96	58	6	177.4
Kansas St.	4	153	794	5.19	43	12	198.5
Oklahoma	5	199	788	3.96	30	11	157.6
Baylor	5	183	712	3.89	32	7	142.4
Houston	5	174	665	3.82	31	7	133
Oklahoma St.	4	115	487	4.23	71	5	121.75
Iowa St.	5	142	483	3.4	39	2	96.6
BYU	5	138	314	2.28	45	9	62.8



**2023-24 Big 12 Football
Extended Team Leaders
All games**

PASS OFFENSE

Team	G	Comp-Att-Int	Pct.	Yds	Avg/A	TD	Avg/G
Oklahoma	5	131 - 172 - 2	76.16	1762	10.24	17	352.40
TCU	5	123 - 186 - 4	66.13	1469	7.90	12	293.80
UCF	5	92 - 143 - 6	64.34	1453	10.16	10	290.60
Texas	5	101 - 155 - 1	65.16	1433	9.25	10	286.60
Kansas St.	4	95 - 144 - 4	65.97	1135	7.88	9	283.75
Houston	5	124 - 195 - 3	63.59	1405	7.21	10	281.00
Baylor	5	102 - 186 - 4	54.84	1353	7.27	4	270.60
Cincinnati	5	105 - 167 - 6	62.87	1349	8.08	11	269.80
BYU	5	100 - 167 - 3	59.88	1279	7.66	11	255.80
Texas Tech	5	102 - 183 - 5	55.74	1137	6.21	12	227.40
Kansas	5	87 - 124 - 1	70.16	1117	9.01	8	223.40
Oklahoma St.	4	91 - 163 - 4	55.83	887	5.44	5	221.75
Iowa St.	5	100 - 161 - 5	62.11	1102	6.84	9	220.40
West Virginia	5	62 - 113 - 2	54.87	778	6.88	6	155.60

PASS COMP. PCT

Team	G	Comp-Att-Int	Pct.	Yds	Avg/A	TD	Avg/G
Oklahoma	5	131 - 172 - 2	76.16	1762	10.24	17	352.40
Kansas	5	87 - 124 - 1	70.16	1117	9.01	8	223.40
TCU	5	123 - 186 - 4	66.13	1469	7.90	12	293.80
Kansas St.	4	95 - 144 - 4	65.97	1135	7.88	9	283.75
Texas	5	101 - 155 - 1	65.16	1433	9.25	10	286.60
UCF	5	92 - 143 - 6	64.34	1453	10.16	10	290.60
Houston	5	124 - 195 - 3	63.59	1405	7.21	10	281.00
Cincinnati	5	105 - 167 - 6	62.87	1349	8.08	11	269.80
Iowa St.	5	100 - 161 - 5	62.11	1102	6.84	9	220.40
BYU	5	100 - 167 - 3	59.88	1279	7.66	11	255.80
Oklahoma St.	4	91 - 163 - 4	55.83	887	5.44	5	221.75
Texas Tech	5	102 - 183 - 5	55.74	1137	6.21	12	227.40
West Virginia	5	62 - 113 - 2	54.87	778	6.88	6	155.60
Baylor	5	102 - 186 - 4	54.84	1353	7.27	4	270.60

PASS DEFENSE

Team	G	Comp-Att-Int	Pct.	Yds	Avg/A	TD	Avg/G
Texas	5	83 - 155 - 6	53.55	981	6.33	4	196.20
BYU	5	96 - 157 - 6	61.15	1042	6.64	8	208.40
UCF	5	83 - 158 - 4	52.53	1049	6.64	3	209.80
Baylor	5	72 - 121 - 3	59.50	1053	8.70	6	210.60
Oklahoma	5	97 - 178 - 10	54.49	1064	5.98	5	212.80
Iowa St.	5	94 - 176 - 6	53.41	1075	6.11	7	215.00
West Virginia	5	83 - 166 - 5	50.00	1103	6.64	8	220.60
Texas Tech	5	116 - 185 - 5	62.70	1139	6.16	9	227.80
Kansas	5	103 - 157 - 7	65.61	1140	7.26	5	228.00
Cincinnati	5	75 - 140 - 3	53.57	1140	8.14	10	228.00
Oklahoma St.	4	77 - 120 - 1	64.17	935	7.79	8	233.75
Houston	5	99 - 160 - 6	61.88	1211	7.57	8	242.20
TCU	5	98 - 174 - 5	56.32	1312	7.54	4	262.40
Kansas St.	4	84 - 136 - 2	61.76	1057	7.77	6	264.25

PASS YDS/COMP.

Team	G	Comp-Att-Int	Pct.	Yds	Avg/A	TD	Avg/G
Oklahoma	5	131 - 172 - 2	76.16	1762	10.24	17	352.40
Kansas	5	87 - 124 - 1	70.16	1117	9.01	8	223.40
UCF	5	92 - 143 - 6	64.34	1453	10.16	10	290.60
Texas	5	101 - 155 - 1	65.16	1433	9.25	10	286.60
TCU	5	123 - 186 - 4	66.13	1469	7.90	12	293.80
Kansas St.	4	95 - 144 - 4	65.97	1135	7.88	9	283.75
Cincinnati	5	105 - 167 - 6	62.87	1349	8.08	11	269.80
BYU	5	100 - 167 - 3	59.88	1279	7.66	11	255.80
Houston	5	124 - 195 - 3	63.59	1405	7.21	10	281.00
Iowa St.	5	100 - 161 - 5	62.11	1102	6.84	9	220.40
West Virginia	5	62 - 113 - 2	54.87	778	6.88	6	155.60
Texas Tech	5	102 - 183 - 5	55.74	1137	6.21	12	227.40
Baylor	5	102 - 186 - 4	54.84	1353	7.27	4	270.60
Oklahoma St.	4	91 - 163 - 4	55.83	887	5.44	5	221.75

PASS ATTEMPTS

Team	G	Comp-Att-Int	Pct.	Yds	Avg/A	TD	Avg/G
Houston	5	124 - 195 - 3	63.59	1405	7.21	10	281.00
TCU	5	123 - 186 - 4	66.13	1469	7.90	12	293.80
Baylor	5	102 - 186 - 4	54.84	1353	7.27	4	270.60
Texas Tech	5	102 - 183 - 5	55.74	1137	6.21	12	227.40
Oklahoma	5	131 - 172 - 2	76.16	1762	10.24	17	352.40
Cincinnati	5	105 - 167 - 6	62.87	1349	8.08	11	269.80
BYU	5	100 - 167 - 3	59.88	1279	7.66	11	255.80
Oklahoma St.	4	91 - 163 - 4	55.83	887	5.44	5	221.75
Iowa St.	5	100 - 161 - 5	62.11	1102	6.84	9	220.40
Texas	5	101 - 155 - 1	65.16	1433	9.25	10	286.60
Kansas St.	4	95 - 144 - 4	65.97	1135	7.88	9	283.75
UCF	5	92 - 143 - 6	64.34	1453	10.16	10	290.60
Kansas	5	87 - 124 - 1	70.16	1117	9.01	8	223.40
West Virginia	5	62 - 113 - 2	54.87	778	6.88	6	155.60

PASS YDS/ATT.

Team	G	Comp-Att-Int	Pct.	Yds	Avg/A	TD	Avg/G
UCF	5	92 - 143 - 6	64.34	1453	10.16	10	290.60
Oklahoma	5	131 - 172 - 2	76.16	1762	10.24	17	352.40
Texas	5	101 - 155 - 1	65.16	1433	9.25	10	286.60
Kansas	5	87 - 124 - 1	70.16	1117	9.01	8	223.40
Cincinnati	5	105 - 167 - 6	62.87	1349	8.08	11	269.80
TCU	5	123 - 186 - 4	66.13	1469	7.90	12	293.80
BYU	5	100 - 167 - 3	59.88	1279	7.66	11	255.80
Baylor	5	102 - 186 - 4	54.84	1353	7.27	4	270.60
Houston	5	124 - 195 - 3	63.59	1405	7.21	10	281.00
Iowa St.	5	100 - 161 - 5	62.11	1102	6.84	9	220.40
West Virginia	5	62 - 113 - 2	54.87	778	6.88	6	155.60
Kansas St.	4	95 - 144 - 4	65.97	1135	7.88	9	283.75
Texas Tech	5	102 - 183 - 5	55.74	1137	6.21	12	227.40
Oklahoma St.	4	91 - 163 - 4	55.83	887	5.44	5	221.75



**2023-24 Big 12 Football
Extended Team Leaders
All games**

PASS COMPLETIONS

Team	G	Comp-Att-Int	Pct.	Yds	Avg/A	TD	Avg/G
Oklahoma	5	131 - 172 - 2	76.16	1762	10.24	17	352.40
Houston	5	124 - 195 - 3	63.59	1405	7.21	10	281.00
TCU	5	123 - 186 - 4	66.13	1469	7.90	12	293.80
Cincinnati	5	105 - 167 - 6	62.87	1349	8.08	11	269.80
Texas Tech	5	102 - 183 - 5	55.74	1137	6.21	12	227.40
Baylor	5	102 - 186 - 4	54.84	1353	7.27	4	270.60
Texas	5	101 - 155 - 1	65.16	1433	9.25	10	286.60
Iowa St.	5	100 - 161 - 5	62.11	1102	6.84	9	220.40
BYU	5	100 - 167 - 3	59.88	1279	7.66	11	255.80
Kansas St.	4	95 - 144 - 4	65.97	1135	7.88	9	283.75
UCF	5	92 - 143 - 6	64.34	1453	10.16	10	290.60
Oklahoma St.	4	91 - 163 - 4	55.83	887	5.44	5	221.75
Kansas	5	87 - 124 - 1	70.16	1117	9.01	8	223.40
West Virginia	5	62 - 113 - 2	54.87	778	6.88	6	155.60

PASS INTERCEPTIONS

Team	G	Comp-Att-Int	Pct.	Yds	Avg/A	TD	Avg/G
Texas	5	101 - 155 - 1	65.16	1433	9.25	10	286.60
Kansas	5	87 - 124 - 1	70.16	1117	9.01	8	223.40
West Virginia	5	62 - 113 - 2	54.87	778	6.88	6	155.60
Oklahoma	5	131 - 172 - 2	76.16	1762	10.24	17	352.40
Houston	5	124 - 195 - 3	63.59	1405	7.21	10	281.00
BYU	5	100 - 167 - 3	59.88	1279	7.66	11	255.80
TCU	5	123 - 186 - 4	66.13	1469	7.90	12	293.80
Oklahoma St.	4	91 - 163 - 4	55.83	887	5.44	5	221.75
Kansas St.	4	95 - 144 - 4	65.97	1135	7.88	9	283.75
Baylor	5	102 - 186 - 4	54.84	1353	7.27	4	270.60
Texas Tech	5	102 - 183 - 5	55.74	1137	6.21	12	227.40
Iowa St.	5	100 - 161 - 5	62.11	1102	6.84	9	220.40
UCF	5	92 - 143 - 6	64.34	1453	10.16	10	290.60
Cincinnati	5	105 - 167 - 6	62.87	1349	8.08	11	269.80

PASS YARDS

Team	G	Comp-Att-Int	Pct.	Yds	Avg/A	TD	Avg/G
Oklahoma	5	131 - 172 - 2	76.16	1762	10.24	17	352.40
TCU	5	123 - 186 - 4	66.13	1469	7.90	12	293.80
UCF	5	92 - 143 - 6	64.34	1453	10.16	10	290.60
Texas	5	101 - 155 - 1	65.16	1433	9.25	10	286.60
Houston	5	124 - 195 - 3	63.59	1405	7.21	10	281.00
Baylor	5	102 - 186 - 4	54.84	1353	7.27	4	270.60
Cincinnati	5	105 - 167 - 6	62.87	1349	8.08	11	269.80
BYU	5	100 - 167 - 3	59.88	1279	7.66	11	255.80
Texas Tech	5	102 - 183 - 5	55.74	1137	6.21	12	227.40
Kansas St.	4	95 - 144 - 4	65.97	1135	7.88	9	283.75
Kansas	5	87 - 124 - 1	70.16	1117	9.01	8	223.40
Iowa St.	5	100 - 161 - 5	62.11	1102	6.84	9	220.40
Oklahoma St.	4	91 - 163 - 4	55.83	887	5.44	5	221.75
West Virginia	5	62 - 113 - 2	54.87	778	6.88	6	155.60

PASSING TDS

Team	G	Comp-Att-Int	Pct.	Yds	Avg/A	TD	Avg/G
Oklahoma	5	131 - 172 - 2	76.16	1762	10.24	17	352.40
Texas Tech	5	102 - 183 - 5	55.74	1137	6.21	12	227.40
TCU	5	123 - 186 - 4	66.13	1469	7.90	12	293.80
Cincinnati	5	105 - 167 - 6	62.87	1349	8.08	11	269.80
BYU	5	100 - 167 - 3	59.88	1279	7.66	11	255.80
UCF	5	92 - 143 - 6	64.34	1453	10.16	10	290.60
Texas	5	101 - 155 - 1	65.16	1433	9.25	10	286.60
Houston	5	124 - 195 - 3	63.59	1405	7.21	10	281.00
Kansas St.	4	95 - 144 - 4	65.97	1135	7.88	9	283.75
Iowa St.	5	100 - 161 - 5	62.11	1102	6.84	9	220.40
Kansas	5	87 - 124 - 1	70.16	1117	9.01	8	223.40
West Virginia	5	62 - 113 - 2	54.87	778	6.88	6	155.60
Oklahoma St.	4	91 - 163 - 4	55.83	887	5.44	5	221.75
Baylor	5	102 - 186 - 4	54.84	1353	7.27	4	270.60

FIELD GOALS

Team	G	Made	Att	Pct
Kansas	5	6	6	100
Oklahoma St.	4	6	7	85.71
Oklahoma	5	6	7	85.71
Cincinnati	5	10	12	83.33
West Virginia	5	4	5	80
Baylor	5	9	12	75
UCF	5	7	10	70
Iowa St.	5	7	10	70
Kansas St.	4	4	6	66.67
Texas	5	9	14	64.29
Texas Tech	5	7	11	63.64
BYU	5	3	5	60
TCU	5	7	13	53.85
Houston	5	4	8	50

PATS KICKS MADE

Team	G	Made	Att	Pct
Oklahoma	5	31	31	100
UCF	5	23	23	100
Texas	5	21	21	100
TCU	5	21	22	95.45
Kansas	5	21	21	100
Kansas St.	4	20	21	95.24
BYU	5	20	21	95.24
Texas Tech	5	19	19	100
Houston	5	17	17	100
West Virginia	5	16	16	100
Cincinnati	5	16	16	100
Iowa St.	5	11	12	91.67
Oklahoma St.	4	10	10	100
Baylor	5	9	9	100



**2023-24 Big 12 Football
Extended Team Leaders
All games**

FIELD GOALS ATTEMPTED

Team	G	Made	Att	Pct
Texas	5	9	14	64.29
TCU	5	7	13	53.85
Cincinnati	5	10	12	83.33
Baylor	5	9	12	75
Texas Tech	5	7	11	63.64
UCF	5	7	10	70
Iowa St.	5	7	10	70
Houston	5	4	8	50
Oklahoma St.	4	6	7	85.71
Oklahoma	5	6	7	85.71
Kansas St.	4	4	6	66.67
Kansas	5	6	6	100
West Virginia	5	4	5	80
BYU	5	3	5	60

NET YARDS PER PUNT

Team	G	No.	Yards	Avg/P	Ret.	Avg/R	TB	Net/P
Texas	5	13	611	47.00	11	3.67	1	44.62
Kansas	5	12	512	42.67	0	0.00	0	42.67
BYU	5	27	1324	49.04	113	8.07	3	42.63
Texas Tech	5	20	976	48.80	44	11.00	4	42.60
Cincinnati	5	15	649	43.27	14	3.50	0	42.33
Iowa St.	5	31	1424	45.94	17	2.43	5	42.16
Oklahoma St.	4	27	1152	42.67	29	3.63	1	40.85
Houston	5	18	780	43.33	7	2.33	2	40.72
West Virginia	5	21	855	40.71	1	0.14	0	40.67
TCU	5	14	608	43.43	39	7.80	0	40.64
Oklahoma	5	15	594	39.60	-3	-0.75	0	39.80
Kansas St.	4	13	539	41.46	12	12.00	1	39.00
Baylor	5	15	670	44.67	94	11.75	1	37.07
UCF	5	10	425	42.50	38	7.60	1	36.70

FIELD GOALS MADE

Team	G	Made	Att	Pct
Cincinnati	5	10	12	83.33
Texas	5	9	14	64.29
Baylor	5	9	12	75
UCF	5	7	10	70
Texas Tech	5	7	11	63.64
TCU	5	7	13	53.85
Iowa St.	5	7	10	70
Oklahoma St.	4	6	7	85.71
Oklahoma	5	6	7	85.71
Kansas	5	6	6	100
West Virginia	5	4	5	80
Kansas St.	4	4	6	66.67
Houston	5	4	8	50
BYU	5	3	5	60

AVG YARDS PER PUNT

Team	G	No.	Yards	Avg/P	Ret.	Avg/R	TB	Net/P
Iowa St.	5	31	1424	45.94	17	2.43	5	42.16
Oklahoma St.	4	27	1152	42.67	29	3.63	1	40.85
BYU	5	27	1324	49.04	113	8.07	3	42.63
West Virginia	5	21	855	40.71	1	0.14	0	40.67
Texas Tech	5	20	976	48.80	44	11.00	4	42.60
Houston	5	18	780	43.33	7	2.33	2	40.72
Oklahoma	5	15	594	39.60	-3	-0.75	0	39.80
Cincinnati	5	15	649	43.27	14	3.50	0	42.33
Baylor	5	15	670	44.67	94	11.75	1	37.07
TCU	5	14	608	43.43	39	7.80	0	40.64
Texas	5	13	611	47.00	11	3.67	1	44.62
Kansas St.	4	13	539	41.46	12	12.00	1	39.00
Kansas	5	12	512	42.67	0	0.00	0	42.67
UCF	5	10	425	42.50	38	7.60	1	36.70

PAT KICKING

Team	G	Made	Att	Pct
West Virginia	5	16	16	100
UCF	5	23	23	100
Texas Tech	5	19	19	100
Texas	5	21	21	100
Oklahoma St.	4	10	10	100
Oklahoma	5	31	31	100
Kansas	5	21	21	100
Houston	5	17	17	100
Cincinnati	5	16	16	100
Baylor	5	9	9	100
TCU	5	21	22	95.45
Kansas St.	4	20	21	95.24
BYU	5	20	21	95.24
Iowa St.	5	11	12	91.67

NUMBER OF PUNTS

Team	G	No.	Yards	Avg/P	Ret.	Avg/R	TB	Net/P
Iowa St.	5	31	1424	45.94	17	2.43	5	42.16
Oklahoma St.	4	27	1152	42.67	29	3.63	1	40.85
BYU	5	27	1324	49.04	113	8.07	3	42.63
West Virginia	5	21	855	40.71	1	0.14	0	40.67
Texas Tech	5	20	976	48.80	44	11.00	4	42.60
Houston	5	18	780	43.33	7	2.33	2	40.72
Oklahoma	5	15	594	39.60	-3	-0.75	0	39.80
Cincinnati	5	15	649	43.27	14	3.50	0	42.33
Baylor	5	15	670	44.67	94	11.75	1	37.07
TCU	5	14	608	43.43	39	7.80	0	40.64
Texas	5	13	611	47.00	11	3.67	1	44.62
Kansas St.	4	13	539	41.46	12	12.00	1	39.00
Kansas	5	12	512	42.67	0	0.00	0	42.67
UCF	5	10	425	42.50	38	7.60	1	36.70



PAT KICK ATTEMPTS

Team	G	Made	Att	Pct
Oklahoma	5	31	31	100
UCF	5	23	23	100
TCU	5	21	22	95.45
Texas	5	21	21	100
Kansas St.	4	20	21	95.24
Kansas	5	21	21	100
BYU	5	20	21	95.24
Texas Tech	5	19	19	100
Houston	5	17	17	100
West Virginia	5	16	16	100
Cincinnati	5	16	16	100
Iowa St.	5	11	12	91.67
Oklahoma St.	4	10	10	100
Baylor	5	9	9	100

YARDS PUNTED

Team	G	No.	Yards	Avg/P	Ret.	Avg/R	TB	Net/P
Iowa St.	5	31	1424	45.94	17	2.43	5	42.16
BYU	5	27	1324	49.04	113	8.07	3	42.63
Oklahoma St.	4	27	1152	42.67	29	3.63	1	40.85
Texas Tech	5	20	976	48.80	44	11.00	4	42.60
West Virginia	5	21	855	40.71	1	0.14	0	40.67
Houston	5	18	780	43.33	7	2.33	2	40.72
Baylor	5	15	670	44.67	94	11.75	1	37.07
Cincinnati	5	15	649	43.27	14	3.50	0	42.33
Texas	5	13	611	47.00	11	3.67	1	44.62
TCU	5	14	608	43.43	39	7.80	0	40.64
Oklahoma	5	15	594	39.60	-3	-0.75	0	39.80
Kansas St.	4	13	539	41.46	12	12.00	1	39.00
Kansas	5	12	512	42.67	0	0.00	0	42.67
UCF	5	10	425	42.50	38	7.60	1	36.70

PUNT RETURN AVG

Team	G	No	Yards	TD	Long	Avg.
Texas Tech	5	3	48	1	33	16
Texas	5	9	131	0	40	14.56
UCF	5	9	119	0	29	13.22
Oklahoma	5	9	114	1	82	12.67
West Virginia	5	12	133	0	20	11.08
TCU	5	6	63	1	30	10.5
Kansas St.	4	7	68	0	29	9.71
Iowa St.	5	9	75	0	39	8.33
Houston	5	8	65	0	48	8.13
Baylor	5	4	29	0	16	7.25
Kansas	5	2	11	0	13	5.5
Oklahoma St.	4	3	13	0	13	4.33
Cincinnati	5	12	43	0	12	3.58
BYU	5	9	32	0	14	3.56

KICK RETURNS

Team	G	No.	Yards	TD	Long	Avg.
Baylor	5	17	337	0	36	19.82
Houston	5	13	279	1	98	21.46
Texas Tech	5	12	342	1	100	28.50
TCU	5	12	307	0	86	25.58
UCF	5	9	212	0	51	23.56
Kansas St.	4	9	182	0	36	20.22
Kansas	5	9	181	0	34	20.11
BYU	5	9	207	0	46	23.00
Oklahoma	5	8	208	0	62	26.00
Texas	5	7	99	0	27	14.14
West Virginia	5	5	87	0	20	17.40
Cincinnati	5	5	88	0	26	17.60
Oklahoma St.	4	4	67	0	23	16.75
Iowa St.	5	4	67	0	25	16.75

PUNT RETURNS

Team	G	No	Yards	TD	Long	Avg.
West Virginia	5	12	133	0	20	11.08
Cincinnati	5	12	43	0	12	3.58
UCF	5	9	119	0	29	13.22
Texas	5	9	131	0	40	14.56
Oklahoma	5	9	114	1	82	12.67
Iowa St.	5	9	75	0	39	8.33
BYU	5	9	32	0	14	3.56
Houston	5	8	65	0	48	8.13
Kansas St.	4	7	68	0	29	9.71
TCU	5	6	63	1	30	10.5
Baylor	5	4	29	0	16	7.25
Texas Tech	5	3	48	1	33	16
Oklahoma St.	4	3	13	0	13	4.33
Kansas	5	2	11	0	13	5.5

KICK RETURN YARDS

Team	G	No.	Yards	TD	Long	Avg.
Texas Tech	5	12	342	1	100	28.50
Baylor	5	17	337	0	36	19.82
TCU	5	12	307	0	86	25.58
Houston	5	13	279	1	98	21.46
UCF	5	9	212	0	51	23.56
Oklahoma	5	8	208	0	62	26.00
BYU	5	9	207	0	46	23.00
Kansas St.	4	9	182	0	36	20.22
Kansas	5	9	181	0	34	20.11
Texas	5	7	99	0	27	14.14
Cincinnati	5	5	88	0	26	17.60
West Virginia	5	5	87	0	20	17.40
Oklahoma St.	4	4	67	0	23	16.75
Iowa St.	5	4	67	0	25	16.75



**2023-24 Big 12 Football
Extended Team Leaders
All games**

PUNT RETURN YARDS

Team	G	No	Yards	TD	Long	Avg.
West Virginia	5	12	133	0	20	11.08
Texas	5	9	131	0	40	14.56
UCF	5	9	119	0	29	13.22
Oklahoma	5	9	114	1	82	12.67
Iowa St.	5	9	75	0	39	8.33
Kansas St.	4	7	68	0	29	9.71
Houston	5	8	65	0	48	8.13
TCU	5	6	63	1	30	10.5
Texas Tech	5	3	48	1	33	16
Cincinnati	5	12	43	0	12	3.58
BYU	5	9	32	0	14	3.56
Baylor	5	4	29	0	16	7.25
Oklahoma St.	4	3	13	0	13	4.33
Kansas	5	2	11	0	13	5.5

KICK RETURN TDS

Team	G	No.	Yards	TD	Long	Avg.
Texas Tech	5	12	342	1	100	28.50
Houston	5	13	279	1	98	21.46
West Virginia	5	5	87	0	20	17.40
UCF	5	9	212	0	51	23.56
Texas	5	7	99	0	27	14.14
TCU	5	12	307	0	86	25.58
Oklahoma St.	4	4	67	0	23	16.75
Oklahoma	5	8	208	0	62	26.00
Kansas St.	4	9	182	0	36	20.22
Kansas	5	9	181	0	34	20.11
Iowa St.	5	4	67	0	25	16.75
Cincinnati	5	5	88	0	26	17.60
BYU	5	9	207	0	46	23.00
Baylor	5	17	337	0	36	19.82

PUNT RETURN TDS

Team	G	No	Yards	TD	Long	Avg.
Texas Tech	5	3	48	1	33	16
TCU	5	6	63	1	30	10.5
Oklahoma	5	9	114	1	82	12.67
West Virginia	5	12	133	0	20	11.08
UCF	5	9	119	0	29	13.22
Texas	5	9	131	0	40	14.56
Oklahoma St.	4	3	13	0	13	4.33
Kansas St.	4	7	68	0	29	9.71
Kansas	5	2	11	0	13	5.5
Iowa St.	5	9	75	0	39	8.33
Houston	5	8	65	0	48	8.13
Cincinnati	5	12	43	0	12	3.58
BYU	5	9	32	0	14	3.56
Baylor	5	4	29	0	16	7.25

KICKOFF RETURNS

Team	G	No	Yards	TD	Long	Avg.
Texas	5	35	1448	0	27	41.37
Texas Tech	5	31	1280	1	100	41.29
West Virginia	5	25	1026	0	20	41.04
Oklahoma St.	4	18	733	0	23	40.72
Iowa St.	5	24	966	0	25	40.25
Baylor	5	26	1043	0	36	40.12
Oklahoma	5	41	1637	0	62	39.93
BYU	5	29	1146	0	46	39.52
Kansas	5	32	1253	0	34	39.16
UCF	5	36	1404	0	51	39
Cincinnati	5	32	1243	0	26	38.84
Houston	5	23	879	1	98	38.22
Kansas St.	4	29	1099	0	36	37.9
TCU	5	34	1269	0	86	37.32



INTERCEPTION RETURN AVG

Team	G	No.	Yards	TD	Long	Avg.
West Virginia	5	5	95	0	40	19.00
Iowa St.	5	6	107	1	58	17.83
Texas Tech	5	5	82	1	54	16.40
Texas	5	6	80	1	32	13.33
Cincinnati	5	3	39	0	33	13.00
Houston	5	6	72	0	35	12.00
Oklahoma	5	10	118	2	44	11.80
UCF	5	4	46	0	42	11.50
BYU	5	6	66	1	42	11.00
TCU	5	5	54	0	53	10.80
Kansas	5	7	72	1	30	10.29
Kansas St.	4	2	11	0	11	5.50
Baylor	5	3	8	0	5	2.67
Oklahoma St.	4	1	0	0	0	0.00

FUMBLE RETURNS

Team	G	No.	Yards	TD	Long	Avg.
West Virginia	5	0	0	0	0	0.00
UCF	5	1	87	1	87	87.00
Texas Tech	5	2	0	0	0	0.00
Texas	5	2	0	0	0	0.00
TCU	5	2	14	0	9	7.00
Oklahoma St.	4	1	25	0	25	25.00
Oklahoma	5	2	0	0	0	0.00
Kansas St.	4	2	0	0	0	0.00
Kansas	5	1	22	1	22	22.00
Iowa St.	5	0	0	0	0	0.00
Houston	5	3	0	0	0	0.00
Cincinnati	5	4	0	0	0	0.00
BYU	5	3	0	0	0	0.00
Baylor	5	5	72	1	72	14.40

INTERCEPTION RETURNS

Team	G	No.	Yards	TD	Long	Avg.
Oklahoma	5	10	118	2	44	11.80
Kansas	5	7	72	1	30	10.29
Texas	5	6	80	1	32	13.33
Iowa St.	5	6	107	1	58	17.83
Houston	5	6	72	0	35	12.00
BYU	5	6	66	1	42	11.00
West Virginia	5	5	95	0	40	19.00
Texas Tech	5	5	82	1	54	16.40
TCU	5	5	54	0	53	10.80
UCF	5	4	46	0	42	11.50
Cincinnati	5	3	39	0	33	13.00
Baylor	5	3	8	0	5	2.67
Kansas St.	4	2	11	0	11	5.50
Oklahoma St.	4	1	0	0	0	0.00

FUMBLE RETURN YARDS

Team	G	No.	Yards	TD	Long	Avg.
UCF	5	1	87	1	87	87.00
Baylor	5	5	72	1	72	14.40
Oklahoma St.	4	1	25	0	25	25.00
Kansas	5	1	22	1	22	22.00
TCU	5	2	14	0	9	7.00
West Virginia	5	0	0	0	0	0.00
Texas Tech	5	2	0	0	0	0.00
Texas	5	2	0	0	0	0.00
Oklahoma	5	2	0	0	0	0.00
Kansas St.	4	2	0	0	0	0.00
Iowa St.	5	0	0	0	0	0.00
Houston	5	3	0	0	0	0.00
Cincinnati	5	4	0	0	0	0.00
BYU	5	3	0	0	0	0.00

INTERCEPTION RET YARDS

Team	G	No.	Yards	TD	Long	Avg.
Oklahoma	5	10	118	2	44	11.80
Iowa St.	5	6	107	1	58	17.83
West Virginia	5	5	95	0	40	19.00
Texas Tech	5	5	82	1	54	16.40
Texas	5	6	80	1	32	13.33
Kansas	5	7	72	1	30	10.29
Houston	5	6	72	0	35	12.00
BYU	5	6	66	1	42	11.00
TCU	5	5	54	0	53	10.80
UCF	5	4	46	0	42	11.50
Cincinnati	5	3	39	0	33	13.00
Kansas St.	4	2	11	0	11	5.50
Baylor	5	3	8	0	5	2.67
Oklahoma St.	4	1	0	0	0	0.00

FUMBLE RETURN TDS

Team	G	No.	Yards	TD	Long	Avg.
UCF	5	1	87	1	87	87.00
Kansas	5	1	22	1	22	22.00
Baylor	5	5	72	1	72	14.40
West Virginia	5	0	0	0	0	0.00
Texas Tech	5	2	0	0	0	0.00
Texas	5	2	0	0	0	0.00
TCU	5	2	14	0	9	7.00
Oklahoma St.	4	1	25	0	25	25.00
Oklahoma	5	2	0	0	0	0.00
Kansas St.	4	2	0	0	0	0.00
Iowa St.	5	0	0	0	0	0.00
Houston	5	3	0	0	0	0.00
Cincinnati	5	4	0	0	0	0.00
BYU	5	3	0	0	0	0.00



**2023-24 Big 12 Football
Extended Team Leaders
All games**

INTERCEPTION RETURN TDS

Team	G	No.	Yards	TD	Long	Avg.
Oklahoma	5	10	118	2	44	11.80
Texas Tech	5	5	82	1	54	16.40
Texas	5	6	80	1	32	13.33
Kansas	5	7	72	1	30	10.29
Iowa St.	5	6	107	1	58	17.83
BYU	5	6	66	1	42	11.00
West Virginia	5	5	95	0	40	19.00
UCF	5	4	46	0	42	11.50
TCU	5	5	54	0	53	10.80
Oklahoma St.	4	1	0	0	0	0.00
Kansas St.	4	2	11	0	11	5.50
Houston	5	6	72	0	35	12.00
Cincinnati	5	3	39	0	33	13.00
Baylor	5	3	8	0	5	2.67

FUMBLE RECOVERED

Team	G	No.	Yards	TD	Long	Avg.
Baylor	5	5	72	1	72	14.40
Cincinnati	5	4	0	0	0	0.00
Houston	5	3	0	0	0	0.00
BYU	5	3	0	0	0	0.00
Texas Tech	5	2	0	0	0	0.00
Texas	5	2	0	0	0	0.00
TCU	5	2	14	0	9	7.00
Oklahoma	5	2	0	0	0	0.00
Kansas St.	4	2	0	0	0	0.00
UCF	5	1	87	1	87	87.00
Oklahoma St.	4	1	25	0	25	25.00
Kansas	5	1	22	1	22	22.00
West Virginia	5	0	0	0	0	0.00
Iowa St.	5	0	0	0	0	0.00

FUMBLE RETURN AVG

Team	G	No.	Yards	TD	Long	Avg.
UCF	5	1	87	1	87	87.00
Oklahoma St.	4	1	25	0	25	25.00
Kansas	5	1	22	1	22	22.00
Baylor	5	5	72	1	72	14.40
TCU	5	2	14	0	9	7.00
West Virginia	5	0	0	0	0	0.00
Texas Tech	5	2	0	0	0	0.00
Texas	5	2	0	0	0	0.00
Oklahoma	5	2	0	0	0	0.00
Kansas St.	4	2	0	0	0	0.00
Iowa St.	5	0	0	0	0	0.00
Houston	5	3	0	0	0	0.00
Cincinnati	5	4	0	0	0	0.00
BYU	5	3	0	0	0	0.00

TURNOVER MARGIN

Team	Lost				Gained			Margin	Per/G
	G	Fum	Int	Tot	Fum	Int	Tot		
Oklahoma	5	2	2	4	2	10	12	8	1.60
Houston	5	0	3	3	3	6	9	6	1.20
Texas	5	3	1	4	2	6	8	4	0.80
BYU	5	2	3	5	3	6	9	4	0.80
Kansas	5	4	1	5	1	7	8	3	0.60
Texas Tech	5	1	5	6	2	5	7	1	0.20
TCU	5	2	4	6	2	5	7	1	0.20
Iowa St.	5	0	5	5	0	6	6	1	0.20
Baylor	5	3	4	7	5	3	8	1	0.20
West Virginia	5	3	2	5	0	5	5	0	0.00
Kansas St.	4	0	4	4	2	2	4	0	0.00
Cincinnati	5	2	6	8	4	3	7	-1	-0.20
Oklahoma St.	4	1	4	5	1	1	2	-3	-0.75
UCF	5	3	6	9	1	4	5	-4	-0.80

FIRST DOWNS

Team	G	Rush	Pass	Pen	Total	Avg/G
Oklahoma	5	48	76	12	136	27.2
TCU	5	63	66	3	132	26.4
Cincinnati	5	56	66	5	127	25.4
UCF	5	61	54	8	123	24.6
Texas Tech	5	52	57	9	118	23.6
Texas	5	43	68	6	117	23.4
Kansas	5	50	53	9	112	22.4
Houston	5	40	63	8	111	22.2
Baylor	5	39	58	6	103	20.6
Kansas St.	4	39	53	7	99	24.75
West Virginia	5	53	33	12	98	19.6
BYU	5	17	61	9	87	17.4
Iowa St.	5	26	48	4	78	15.6
Oklahoma St.	4	28	41	3	72	18

3RD-DOWN CONVERSIONS

Team	G	Conv.	Att.	Pct.
Oklahoma	5	37	67	55.22
Kansas St.	4	31	57	54.39
Kansas	5	26	51	50.98
UCF	5	30	62	48.39
Houston	5	34	75	45.33
Cincinnati	5	36	80	45
TCU	5	32	74	43.24
Texas	5	29	69	42.03
Baylor	5	32	79	40.51
Texas Tech	5	28	72	38.89
Oklahoma St.	4	23	63	36.51
BYU	5	22	65	33.85
West Virginia	5	21	65	32.31
Iowa St.	5	22	72	30.56



**2023-24 Big 12 Football
Extended Team Leaders
All games**

1ST DOWNS RUSHING

Team	G	Rush	Pass	Pen	Total	Avg/G
TCU	5	63	66	3	132	26.4
UCF	5	61	54	8	123	24.6
Cincinnati	5	56	66	5	127	25.4
West Virginia	5	53	33	12	98	19.6
Texas Tech	5	52	57	9	118	23.6
Kansas	5	50	53	9	112	22.4
Oklahoma	5	48	76	12	136	27.2
Texas	5	43	68	6	117	23.4
Houston	5	40	63	8	111	22.2
Kansas St.	4	39	53	7	99	24.75
Baylor	5	39	58	6	103	20.6
Oklahoma St.	4	28	41	3	72	18
Iowa St.	5	26	48	4	78	15.6
BYU	5	17	61	9	87	17.4

OPT 3RD-DN CONVERT

Team	G	Conv.	Att.	Pct.
Texas	5	18	67	26.87
Oklahoma	5	21	76	27.63
West Virginia	5	20	72	27.78
Kansas St.	4	18	56	32.14
Iowa St.	5	25	76	32.89
Cincinnati	5	22	62	35.48
Baylor	5	22	61	36.07
BYU	5	25	69	36.23
TCU	5	30	78	38.46
Oklahoma St.	4	23	59	38.98
Houston	5	27	66	40.91
Kansas	5	27	63	42.86
UCF	5	33	76	43.42
Texas Tech	5	34	78	43.59

1ST DOWNS PASSING

Team	G	Rush	Pass	Pen	Total	Avg/G
Oklahoma	5	48	76	12	136	27.2
Texas	5	43	68	6	117	23.4
TCU	5	63	66	3	132	26.4
Cincinnati	5	56	66	5	127	25.4
Houston	5	40	63	8	111	22.2
BYU	5	17	61	9	87	17.4
Baylor	5	39	58	6	103	20.6
Texas Tech	5	52	57	9	118	23.6
UCF	5	61	54	8	123	24.6
Kansas St.	4	39	53	7	99	24.75
Kansas	5	50	53	9	112	22.4
Iowa St.	5	26	48	4	78	15.6
Oklahoma St.	4	28	41	3	72	18
West Virginia	5	53	33	12	98	19.6

4TH-DOWN CONVERSIONS

Team	G	Conv.	Att.	Pct.
Oklahoma	5	7	8	87.5
Texas Tech	5	11	15	73.33
Iowa St.	5	5	7	71.43
Texas	5	7	10	70
UCF	5	6	9	66.67
Oklahoma St.	4	4	6	66.67
TCU	5	9	16	56.25
Baylor	5	9	16	56.25
BYU	5	5	9	55.56
West Virginia	5	9	18	50
Kansas St.	4	2	4	50
Cincinnati	5	7	14	50
Kansas	5	1	6	16.67
Houston	5	2	12	16.67

1ST DOWNS BY PENALTY

Team	G	Rush	Pass	Pen	Total	Avg/G
West Virginia	5	53	33	12	98	19.6
Oklahoma	5	48	76	12	136	27.2
Texas Tech	5	52	57	9	118	23.6
Kansas	5	50	53	9	112	22.4
BYU	5	17	61	9	87	17.4
UCF	5	61	54	8	123	24.6
Houston	5	40	63	8	111	22.2
Kansas St.	4	39	53	7	99	24.75
Texas	5	43	68	6	117	23.4
Baylor	5	39	58	6	103	20.6
Cincinnati	5	56	66	5	127	25.4
Iowa St.	5	26	48	4	78	15.6
TCU	5	63	66	3	132	26.4
Oklahoma St.	4	28	41	3	72	18

OPP 4TH-DN CONVERT

Team	G	Conv.	Att.	Pct.
TCU	5	4	14	28.57
BYU	5	2	7	28.57
Oklahoma St.	4	2	6	33.33
Texas	5	4	11	36.36
Kansas St.	4	3	8	37.5
Oklahoma	5	5	12	41.67
West Virginia	5	7	14	50
Texas Tech	5	5	9	55.56
UCF	5	4	7	57.14
Kansas	5	6	10	60
Cincinnati	5	4	6	66.67
Baylor	5	7	10	70
Iowa St.	5	7	9	77.78
Houston	5	7	8	87.5



**2023-24 Big 12 Football
Extended Team Leaders
All games**

OPPONENT 1ST DOWNS

Team	G	Rush	Pass	Pen	Total	Avg/G
Kansas St.	4	14	44	9	67	16.75
Oklahoma St.	4	30	38	4	72	18
Texas	5	26	42	5	73	14.6
Oklahoma	5	32	46	8	86	17.2
Cincinnati	5	29	47	11	87	17.4
West Virginia	5	41	46	3	90	18
Baylor	5	42	48	2	92	18.4
Iowa St.	5	38	47	9	94	18.8
BYU	5	40	52	4	96	19.2
TCU	5	34	54	11	99	19.8
Kansas	5	29	61	9	99	19.8
UCF	5	42	52	8	102	20.4
Texas Tech	5	40	54	12	106	21.2
Houston	5	49	55	6	110	22



**2023-24 Big 12 Football
Extended Team Leaders
All games**

SACKS BY

Team	G	No.	Yards	Avg/G
TCU	5	16	102	3.2
Kansas St.	4	14	110	3.5
UCF	5	13	105	2.6
Texas	5	13	84	2.6
Kansas	5	13	65	2.6
West Virginia	5	12	77	2.4
Cincinnati	5	12	83	2.4
Baylor	5	11	53	2.2
Oklahoma St.	4	10	51	2.5
Houston	5	9	47	1.8
Texas Tech	5	8	39	1.6
Oklahoma	5	8	47	1.6
Iowa St.	5	8	52	1.6
BYU	5	7	59	1.4

KICKOFF COVERAGE

Team	G	No	Yards	Avg.	Ret.	TB	NetAvg
Texas	5	35	2236	63.89	102	22	44.34
Texas Tech	5	31	1983	63.97	153	22	35.19
West Virginia	5	25	1593	63.72	239	10	50.24
Oklahoma St.	4	18	1105	61.39	70	10	43.78
Iowa St.	5	24	1511	62.96	143	14	44.13
Baylor	5	26	1626	62.54	154	13	34.38
Oklahoma	5	41	2582	62.98	64	28	39.98
BYU	5	29	1851	63.83	121	22	36.52
Kansas	5	32	2034	63.56	73	27	35.72
UCF	5	36	2188	60.78	266	18	41.42
Cincinnati	5	32	1932	60.38	221	16	44.03
Houston	5	23	1445	62.83	257	10	38.3
Kansas St.	4	29	1839	63.41	225	18	39.21
TCU	5	34	2066	60.76	298	19	37.76

SACKS AGAINST

Team	G	No.	Yards	Avg/G
Iowa St.	5	2	5	0.4
Oklahoma	5	4	29	0.8
Kansas St.	4	5	28	1.25
Kansas	5	5	41	1
BYU	5	6	44	1.2
West Virginia	5	7	41	1.4
UCF	5	9	70	1.8
Texas	5	9	50	1.8
Oklahoma St.	4	9	66	2.25
TCU	5	10	44	2
Cincinnati	5	10	51	2
Baylor	5	12	100	2.4
Texas Tech	5	13	93	2.6
Houston	5	13	79	2.6

RED ZONE OFFENSE

Team	G	Scores	Pct.	TDs	(R-P)	FGs	TurnO
Oklahoma St.	4	11 - 11	100.00	9	5 - 4	2 - 2	0
Kansas	5	19 - 20	95.00	15	8 - 7	4 - 4	0
BYU	5	16 - 17	94.12	13	7 - 6	3 - 4	0
Texas	5	19 - 21	90.48	11	7 - 4	8 - 10	0
Kansas St.	4	19 - 21	90.48	17	11 - 6	2 - 3	1
Texas Tech	5	17 - 19	89.47	13	5 - 8	4 - 4	2
Oklahoma	5	24 - 27	88.89	19	11 - 8	5 - 6	2
West Virginia	5	14 - 18	77.78	13	10 - 3	1 - 1	4
Cincinnati	5	16 - 21	76.19	9	6 - 3	7 - 9	3
Iowa St.	5	6 - 8	75.00	5	2 - 3	1 - 3	0
UCF	5	17 - 23	73.91	13	10 - 3	4 - 5	4
Houston	5	16 - 22	72.73	14	7 - 7	2 - 2	4
Baylor	5	18 - 25	72.00	10	7 - 3	8 - 9	5
TCU	5	14 - 20	70.00	10	6 - 4	4 - 4	6

PENALTIES

Team	G	No.	Yards	Avg/G
Baylor	5	24	151	30.2
West Virginia	5	18	167	33.4
Texas	5	21	174	34.8
BYU	5	25	191	38.2
Kansas	5	24	212	42.4
Iowa St.	5	27	236	47.2
Oklahoma St.	4	24	192	48
Texas Tech	5	25	259	51.8
Kansas St.	4	21	209	52.25
Houston	5	31	271	54.2
TCU	5	35	290	58
UCF	5	35	292	58.4
Cincinnati	5	33	306	61.2
Oklahoma	5	35	311	62.2

RED ZONE DEFENSE

Team	G	Scores	Pct.	TDs	(R-P)	FGs	TurnO
Texas	5	5 - 10	50.00	1	0 - 1	4 - 4	3
TCU	5	10 - 14	71.43	7	6 - 1	3 - 3	4
Oklahoma	5	6 - 8	75.00	3	0 - 3	3 - 4	1
West Virginia	5	10 - 13	76.92	5	2 - 3	5 - 6	2
Iowa St.	5	13 - 16	81.25	8	4 - 4	5 - 6	1
UCF	5	14 - 17	82.35	10	9 - 1	4 - 6	1
Houston	5	14 - 17	82.35	13	9 - 4	1 - 1	3
BYU	5	11 - 13	84.62	6	2 - 4	5 - 5	1
Oklahoma St.	4	6 - 7	85.71	5	3 - 2	1 - 2	0
Baylor	5	12 - 14	85.71	10	8 - 2	2 - 4	0
Cincinnati	5	14 - 16	87.50	10	3 - 7	4 - 5	1
Texas Tech	5	16 - 18	88.89	10	4 - 6	6 - 6	1
Kansas St.	4	7 - 7	100.00	2	2 - 0	5 - 5	0
Kansas	5	19 - 19	100.00	13	8 - 5	6 - 6	0



OPPONENT PENALTIES

Team	G	No.	Yards	Avg/G
BYU	5	40	348	69.6
Houston	5	29	265	53
Texas Tech	5	29	262	52.4
Kansas St.	4	24	207	51.75
West Virginia	5	29	240	48
Baylor	5	25	229	45.8
Oklahoma	5	31	220	44
Oklahoma St.	4	26	173	43.25
Kansas	5	22	202	40.4
Cincinnati	5	31	197	39.4
UCF	5	20	187	37.4
Texas	5	25	186	37.2
TCU	5	26	170	34
Iowa St.	5	15	127	25.4

TIME OF POSSESSION

Team	G	Total possession	Avg/G
Cincinnati	5	170:13	34:02
West Virginia	5	164:25	32:53
Baylor	5	162:56	32:35
Kansas St.	4	127:25	31:51
Houston	5	154:29	30:54
Oklahoma	5	152:09	30:26
Texas	5	151:31	30:18
Kansas	5	150:39	30:08
Iowa St.	5	144:52	28:58
UCF	5	142:27	28:29
TCU	5	140:22	28:04
BYU	5	140:08	28:02
Oklahoma St.	4	111:20	27:50
Texas Tech	5	131:11	26:14



**2023-24 Big 12 Football
Conference Individual Game Highs
All games**

INDIVIDUAL PLAYER GAME HIGHS

Points scored	
24	DJ Giddens (Kansas St.) vs UCF (09/23/2023)
18	Parker Jenkins (Houston) vs Sam Houston (09/23/2023)
18	Devin Neal (Kansas) at Nevada (09/16/2023)
18	Nic Anderson (Oklahoma) at Tulsa (09/16/2023)
18	Hudson Clement (West Virginia) vs Duquesne (09/09/2023)
18	Donovan Smith (Houston) at Rice (09/09/2023)
18	Trey Sanders (TCU) vs Colorado (09/02/2023)
Touchdowns	
4	DJ Giddens (Kansas St.) vs UCF (09/23/2023)
3	Parker Jenkins (Houston) vs Sam Houston (09/23/2023)
3	Devin Neal (Kansas) at Nevada (09/16/2023)
3	Nic Anderson (Oklahoma) at Tulsa (09/16/2023)
3	Donovan Smith (Houston) at Rice (09/09/2023)
3	Hudson Clement (West Virginia) vs Duquesne (09/09/2023)
3	Trey Sanders (TCU) vs Colorado (09/02/2023)
TD responsibility	
7	Emory Jones (Cincinnati) vs Eastern Ky. (09/02/2023) [2r,5p]
Points scored kicking	
13	Bert Auburn (Texas) vs Rice (09/02/2023) [3fg,4pat]
Total offense yards	
421	Dillon Gabriel (Oklahoma) at Tulsa (09/16/2023) [0r,421p]
403	Dillon Gabriel (Oklahoma) vs Iowa St. (09/30/2023) [37r,366p]
Total offense plays	
62	Tyler Shough (Texas Tech) at Wyoming (09/02/2023) [15r,47p]
61	Tyler Shough (Texas Tech) vs Oregon (09/09/2023) [23r,38p]
Total offense yards/play	
39	Xavier Townsend (UCF) at Boise St. (09/09/2023) [39-1]
35	Xavier Worthy (Texas) at Baylor (09/23/2023) [35-1]
Rushing yards	
217	Jonathon Brooks (Texas) vs Kansas (09/30/2023)
207	DJ Giddens (Kansas St.) vs UCF (09/23/2023)
Rushing attempts	
30	DJ Giddens (Kansas St.) vs UCF (09/23/2023)
25	Tahj Brooks (Texas Tech) at West Virginia (09/23/2023)
25	Emani Bailey (TCU) vs SMU (09/23/2023)
Yards per rush	
39	Xavier Townsend (UCF) at Boise St. (09/09/2023) [39-1]
28	Xavier Townsend (UCF) vs Kent St. (08/31/2023) [28-1]
Rushing TDs	
4	DJ Giddens (Kansas St.) vs UCF (09/23/2023)
3	Parker Jenkins (Houston) vs Sam Houston (09/23/2023)
3	Devin Neal (Kansas) at Nevada (09/16/2023)
3	Donovan Smith (Houston) at Rice (09/09/2023)
3	Trey Sanders (TCU) vs Colorado (09/02/2023)
Longest rush	
79	Johnny Richardson (UCF) vs Baylor (09/30/2023)
74	Emani Bailey (TCU) vs Colorado (09/02/2023)
Passing yards	
421	Dillon Gabriel (Oklahoma) at Tulsa (09/16/2023)
366	Dillon Gabriel (Oklahoma) vs Iowa St. (09/30/2023)
Passing attempts	
51	Kedon Slovis (BYU) at Kansas (09/23/2023)



**2023-24 Big 12 Football
Conference Individual Game Highs
All games**

48	Alan Bowman (Oklahoma St.) at Iowa St. (09/23/2023)
Passing TDs	
5	Dillon Gabriel (Oklahoma) at Tulsa (09/16/2023)
5	Emory Jones (Cincinnati) vs Eastern Ky. (09/02/2023)
Longest pass	
70	Garrett Greene (West Virginia) vs Duquesne (09/09/2023)
69	Timmy McClain (UCF) at Kansas St. (09/23/2023)
Passes completed	
31	Donovan Smith (Houston) vs Sam Houston (09/23/2023)
31	Tyler Shough (Texas Tech) at Wyoming (09/02/2023)
Had intercepted	
3	Tyler Shough (Texas Tech) vs Oregon (09/09/2023)
2	Rocco Becht (Iowa St.) at Oklahoma (09/30/2023)
2	Nicco Marchiol (West Virginia) vs Texas Tech (09/23/2023)
2	Alan Bowman (Oklahoma St.) at Iowa St. (09/23/2023)
2	Kedon Slovis (BYU) at Kansas (09/23/2023)
2	Emory Jones (Cincinnati) vs Oklahoma (09/23/2023)
2	Donovan Smith (Houston) vs TCU (09/16/2023)
2	Emory Jones (Cincinnati) vs Miami (OH) (09/16/2023)
2	Rocco Becht (Iowa St.) at Ohio (09/16/2023)
2	John Rhys Plumlee (UCF) at Boise St. (09/09/2023)
2	Sawyer Robertson (Baylor) vs Utah (09/09/2023)
2	Chandler Morris (TCU) vs Colorado (09/02/2023)
2	John Rhys Plumlee (UCF) vs Kent St. (08/31/2023)
Pass completion pct	
100	J.J. Kohl (Iowa St.) at Oklahoma (09/30/2023) [4-4]
100	LJ Martin (BYU) vs Cincinnati (09/29/2023) [1-1]
100	Xavier Worthy (Texas) at Baylor (09/23/2023) [1-1]
100	Traylon Ray (West Virginia) vs Texas Tech (09/23/2023) [1-1]
100	Parker Kingston (BYU) at Arkansas (09/16/2023) [1-1]
100	Braden Smith (Cincinnati) at Pittsburgh (09/09/2023) [1-1]
100	Treshaun Ward (Kansas St.) vs Southeast Mo. St. (09/02/2023) [1-1]
100	Brady Lichtenberg (Cincinnati) vs Eastern Ky. (09/02/2023) [4-4]
100	Jackson Arnold (Oklahoma) vs Arkansas St. (09/02/2023) [11-11]
Pass yards/attempt	
37	Parker Kingston (BYU) at Arkansas (09/16/2023) [37-1]
35	Xavier Worthy (Texas) at Baylor (09/23/2023) [35-1]
Pass yards/catch	
58	Ui Ale (Houston) vs Sam Houston (09/23/2023) [58-1]
37	Parker Kingston (BYU) at Arkansas (09/16/2023) [37-1]
Receiving yards	
177	Hudson Clement (West Virginia) vs Duquesne (09/09/2023)
150	Monaray Baldwin (Baylor) at UCF (09/30/2023)
Receptions	
12	Xzavier Henderson (Cincinnati) vs Miami (OH) (09/16/2023)
10	Adonai Mitchell (Texas) vs Kansas (09/30/2023)
Yards per catch	
101	Jalil Farooq (Oklahoma) at Tulsa (09/16/2023) [6-126]
88	Keanu Hill (BYU) vs Southern Utah (09/09/2023) [3-41]
Receiving TDs	
3	Nic Anderson (Oklahoma) at Tulsa (09/16/2023)
3	Hudson Clement (West Virginia) vs Duquesne (09/09/2023)
Longest reception	
70	Hudson Clement (West Virginia) vs Duquesne (09/09/2023)
69	Kobe Hudson (UCF) at Kansas St. (09/23/2023)



**2023-24 Big 12 Football
Conference Individual Game Highs
All games**

Field goal attempts	
5	Griffin Kell (TCU) at Houston (09/16/2023)
5	Gino Garcia (Texas Tech) at Wyoming (09/02/2023)
Field goals made	
4	Colton Boomer (UCF) at Boise St. (09/09/2023)
3	Griffin Kell (TCU) at Houston (09/16/2023)
3	Carter Brown (Cincinnati) vs Miami (OH) (09/16/2023)
3	Isaiah Hankins (Baylor) vs Texas St. (09/02/2023)
3	Bert Auburn (Texas) vs Rice (09/02/2023)
Longest field goal	
57	Griffin Kell (TCU) vs Nicholls (09/09/2023)
56	Chase Contreras (Iowa St.) vs UNI (09/02/2023)
Field goal pct	
100	Chase Contreras (Iowa St.) at Oklahoma (09/30/2023) [2-2]
100	Carter Brown (Cincinnati) at BYU (09/29/2023) [2-2]
100	Isaiah Hankins (Baylor) vs Texas (09/23/2023) [2-2]
100	Michael Hayes (West Virginia) vs Texas Tech (09/23/2023) [2-2]
100	Gino Garcia (Texas Tech) at West Virginia (09/23/2023) [2-2]
100	Alex Hale (Oklahoma St.) at Iowa St. (09/23/2023) [2-2]
100	Chase Contreras (Iowa St.) vs Oklahoma St. (09/23/2023) [2-2]
100	Seth Keller (Kansas) vs BYU (09/23/2023) [1-1]
100	Will Ferrin (BYU) at Kansas (09/23/2023) [2-2]
100	Zach Schmit (Oklahoma) at Cincinnati (09/23/2023) [2-2]
100	Griffin Kell (TCU) vs SMU (09/23/2023) [2-2]
100	Seth Keller (Kansas) at Nevada (09/16/2023) [1-1]
100	Michael Hayes (West Virginia) vs Pittsburgh (09/16/2023) [1-1]
100	Bert Auburn (Texas) vs Wyoming (09/16/2023) [1-1]
100	Colton Boomer (UCF) vs Villanova (09/16/2023) [2-2]
100	Gino Garcia (Texas Tech) vs Tarleton St. (09/16/2023) [2-2]
100	Zach Schmit (Oklahoma) at Tulsa (09/16/2023) [1-1]
100	Griffin Kell (TCU) vs Nicholls (09/09/2023) [2-2]
100	Carter Brown (Cincinnati) at Pittsburgh (09/09/2023) [2-2]
100	Colton Boomer (UCF) at Boise St. (09/09/2023) [4-4]
100	Seth Keller (Kansas) vs Illinois (09/08/2023) [2-2]
100	Alex Hale (Oklahoma St.) vs Central Ark. (09/02/2023) [2-2]
100	Chris Tennant (Kansas St.) vs Southeast Mo. St. (09/02/2023) [1-1]
100	Carter Brown (Cincinnati) vs Eastern Ky. (09/02/2023) [1-1]
100	Chase Contreras (Iowa St.) vs UNI (09/02/2023) [1-1]
100	Zach Schmit (Oklahoma) vs Arkansas St. (09/02/2023) [1-1]
100	Seth Keller (Kansas) vs Missouri St. (09/01/2023) [2-2]
PAT kicks attempted	
9	Zach Schmit (Oklahoma) at Tulsa (09/16/2023)
9	Carter Brown (Cincinnati) vs Eastern Ky. (09/02/2023)
PAT kicks made	
9	Zach Schmit (Oklahoma) at Tulsa (09/16/2023)
9	Carter Brown (Cincinnati) vs Eastern Ky. (09/02/2023)
PAT kicks pct	
100	Michael Hayes (West Virginia) at TCU (09/30/2023) [3-3]
100	Griffin Kell (TCU) vs West Virginia (09/30/2023) [3-3]
100	Zach Schmit (Oklahoma) vs Iowa St. (09/30/2023) [6-6]
100	Chase Contreras (Iowa St.) at Oklahoma (09/30/2023) [2-2]
100	Colton Boomer (UCF) vs Baylor (09/30/2023) [5-5]
100	Isaiah Hankins (Baylor) at UCF (09/30/2023) [2-2]
100	Bert Auburn (Texas) vs Kansas (09/30/2023) [4-4]
100	Seth Keller (Kansas) at Texas (09/30/2023) [2-2]
100	Gino Garcia (Texas Tech) vs Houston (09/30/2023) [7-7]



2023-24 Big 12 Football
Conference Individual Game Highs
All games

100 Jack Martin (Houston) at Texas Tech (09/30/2023) [4-4]
100 Carter Brown (Cincinnati) at BYU (09/29/2023) [3-3]
100 Will Ferrin (BYU) vs Cincinnati (09/29/2023) [5-5]
100 Colton Boomer (UCF) at Kansas St. (09/23/2023) [4-4]
100 Bert Auburn (Texas) at Baylor (09/23/2023) [5-5]
100 Jack Martin (Houston) vs Sam Houston (09/23/2023) [5-5]
100 Michael Hayes (West Virginia) vs Texas Tech (09/23/2023) [2-2]
100 Gino Garcia (Texas Tech) at West Virginia (09/23/2023) [1-1]
100 Alex Hale (Oklahoma St.) at Iowa St. (09/23/2023) [3-3]
100 Chase Contreras (Iowa St.) vs Oklahoma St. (09/23/2023) [4-4]
100 Seth Keller (Kansas) vs BYU (09/23/2023) [5-5]
100 Will Ferrin (BYU) at Kansas (09/23/2023) [3-3]
100 Zach Schmit (Oklahoma) at Cincinnati (09/23/2023) [2-2]
100 Griffin Kell (TCU) vs SMU (09/23/2023) [4-4]
100 Michael Hayes (West Virginia) vs Pittsburgh (09/16/2023) [2-2]
100 Seth Keller (Kansas) at Nevada (09/16/2023) [4-4]
100 Jack Martin (Houston) vs TCU (09/16/2023) [1-1]
100 Carter Brown (Cincinnati) vs Miami (OH) (09/16/2023) [1-1]
100 Bert Auburn (Texas) vs Wyoming (09/16/2023) [4-4]
100 Will Ferrin (BYU) at Arkansas (09/16/2023) [5-5]
100 Colton Boomer (UCF) vs Villanova (09/16/2023) [6-6]
100 Alex Hale (Oklahoma St.) vs South Alabama (09/16/2023) [1-1]
100 Gino Garcia (Texas Tech) vs Tarleton St. (09/16/2023) [5-5]
100 Zach Schmit (Oklahoma) at Tulsa (09/16/2023) [9-9]
100 Chase Contreras (Iowa St.) at Ohio (09/16/2023) [1-1]
100 Chris Tennant (Kansas St.) at Missouri (09/16/2023) [3-3]
100 Isaiah Hankins (Baylor) vs LIU (09/16/2023) [4-4]
100 Alex Hale (Oklahoma St.) at Arizona St. (09/09/2023) [3-3]
100 Griffin Kell (TCU) vs Nicholls (09/09/2023) [5-5]
100 Carter Brown (Cincinnati) at Pittsburgh (09/09/2023) [3-3]
100 Jack Martin (Houston) at Rice (09/09/2023) [5-5]
100 Gino Garcia (Texas Tech) vs Oregon (09/09/2023) [3-3]
100 Michael Hayes (West Virginia) vs Duquesne (09/09/2023) [6-6]
100 Danny King (West Virginia) vs Duquesne (09/09/2023) [2-2]
100 Bert Auburn (Texas) at Alabama (09/09/2023) [4-4]
100 Zach Schmit (Oklahoma) vs SMU (09/09/2023) [4-4]
100 Chase Contreras (Iowa St.) vs Iowa (09/09/2023) [1-1]
100 Isaiah Hankins (Baylor) vs Utah (09/09/2023) [1-1]
100 Chris Tennant (Kansas St.) vs Troy (09/09/2023) [6-6]
100 Seth Keller (Kansas) vs Illinois (09/08/2023) [4-4]
100 Will Ferrin (BYU) vs Sam Houston (09/02/2023) [2-2]
100 Michael Hayes (West Virginia) at Penn St. (09/02/2023) [1-1]
100 Chris Tennant (Kansas St.) vs Southeast Mo. St. (09/02/2023) [5-5]
100 Jack Martin (Houston) vs UTSA (09/02/2023) [2-2]
100 Isaiah Hankins (Baylor) vs Texas St. (09/02/2023) [2-2]
100 Alex Hale (Oklahoma St.) vs Central Ark. (09/02/2023) [3-3]
100 Leyton Simmering (Kansas St.) vs Southeast Mo. St. (09/02/2023) [1-1]
100 Gino Garcia (Texas Tech) at Wyoming (09/02/2023) [3-3]
100 Carter Brown (Cincinnati) vs Eastern Ky. (09/02/2023) [9-9]
100 Bert Auburn (Texas) vs Rice (09/02/2023) [4-4]
100 Chase Contreras (Iowa St.) vs UNI (09/02/2023) [3-3]
100 Gavin Marshall (Oklahoma) vs Arkansas St. (09/02/2023) [2-2]
100 Zach Schmit (Oklahoma) vs Arkansas St. (09/02/2023) [8-8]
100 Griffin Kell (TCU) vs Colorado (09/02/2023) [6-6]
100 Seth Keller (Kansas) vs Missouri St. (09/01/2023) [5-5]
100 Owen Piepergerdes (Kansas) vs Missouri St. (09/01/2023) [1-1]



**2023-24 Big 12 Football
Conference Individual Game Highs
All games**

100	Colton Boomer (UCF) vs Kent St. (08/31/2023) [8-8]
Punts	
9	Ryan Rehkow (BYU) vs Sam Houston (09/02/2023)
8	Tyler Perkins (Iowa St.) vs Oklahoma St. (09/23/2023)
8	Hudson Kaak (Oklahoma St.) at Iowa St. (09/23/2023)
8	Wes Pahl (Oklahoma St.) vs South Alabama (09/16/2023)
8	Tyler Perkins (Iowa St.) vs UNI (09/02/2023)
Yards punted	
447	Ryan Rehkow (BYU) vs Sam Houston (09/02/2023) [9-447]
378	Tyler Perkins (Iowa St.) vs UNI (09/02/2023) [8-378]
Longest punt	
70	Tyler Perkins (Iowa St.) vs UNI (09/02/2023)
Punting avg	
57	Jack Blumer (Kansas St.) vs UCF (09/23/2023) [57-1]
Punt returns	
6	Xavier Townsend (UCF) vs Villanova (09/16/2023)
5	Hobbs Nyberg (BYU) vs Sam Houston (09/02/2023)
Punt return yards	
94	Xavier Townsend (UCF) vs Villanova (09/16/2023)
90	Gavin Freeman (Oklahoma) vs Arkansas St. (09/02/2023)
Longest punt return	
82	Gavin Freeman (Oklahoma) vs Arkansas St. (09/02/2023)
48	Malik Fleming (Houston) vs UTSA (09/02/2023)
Punt return avg	
48	Malik Fleming (Houston) vs UTSA (09/02/2023) [48-1]
45	Gavin Freeman (Oklahoma) vs Arkansas St. (09/02/2023) [90-2]
Kick returns	
6	Corey Gordon Jr. (Baylor) vs Texas St. (09/02/2023)
Kick return yards	
145	Corey Gordon Jr. (Baylor) vs Texas St. (09/02/2023)
140	Major Everhart (TCU) vs Colorado (09/02/2023)
Kick return avg	
56	Drae McCray (Texas Tech) vs Houston (09/30/2023) [112-2]
51	Johnny Richardson (UCF) at Kansas St. (09/23/2023) [51-1]
Longest kick return	
100	Drae McCray (Texas Tech) vs Houston (09/30/2023)
98	Matthew Golden (Houston) vs TCU (09/16/2023)
Kick return TDs	
1	Drae McCray (Texas Tech) vs Houston (09/30/2023)
1	Matthew Golden (Houston) vs TCU (09/16/2023)
Combined PR/KR yards	
145	Corey Gordon Jr. (Baylor) vs Texas St. (09/02/2023) [0pr,145kr]
140	Major Everhart (TCU) vs Colorado (09/02/2023) [0pr,140kr]
Interceptions	
2	Malik Dunlap (Texas Tech) vs Tarleton St. (09/16/2023)
2	Jakob Robinson (BYU) vs Sam Houston (09/02/2023)
2	Malik Fleming (Houston) vs UTSA (09/02/2023)
2	Jeremiah Cooper (Iowa St.) vs UNI (09/02/2023)
Interception return yds	
88	Jeremiah Cooper (Iowa St.) vs UNI (09/02/2023)
56	Malik Dunlap (Texas Tech) vs Tarleton St. (09/16/2023)
Interception return avg	
53	Josh Newton (TCU) vs SMU (09/23/2023) [53-1]
44	Billy Bowman (Oklahoma) vs Iowa St. (09/30/2023) [44-1]



2023-24 Big 12 Football
Conference Individual Game Highs
All games

44	Jeremiah Cooper (Iowa St.) vs UNI (09/02/2023) [88-2]
Longest interception rtn	
58	Jeremiah Cooper (Iowa St.) vs UNI (09/02/2023)
54	Malik Dunlap (Texas Tech) vs Tarleton St. (09/16/2023)
All-purpose yards	
293	DJ Giddens (Kansas St.) vs UCF (09/23/2023)
240	Jonathon Brooks (Texas) vs Kansas (09/30/2023)
Tackles	
17	Danny Stutsman (Oklahoma) vs SMU (09/09/2023) [5-12]
Sacks	
2	Tre'mon Morris-Brash (UCF) vs Baylor (09/30/2023) [0-2]
2	Matt Jones (Baylor) vs Texas (09/23/2023) [0-2]
2	Byron Murphy II (Texas) at Baylor (09/23/2023) [0-2]
2	Paul Oyewale (TCU) at Houston (09/16/2023) [0-2]
2	Myles Cole (Texas Tech) vs Tarleton St. (09/16/2023) [0-2]
2	Byron Vaughns (Baylor) vs LIU (09/16/2023) [0-2]
2	Anthony Hill Jr. (Texas) at Alabama (09/09/2023) [0-2]
2	Nelson Ceaser (Houston) at Rice (09/09/2023) [0-2]
2	Khalid Duke (Kansas St.) vs Troy (09/09/2023) [0-2]
2	Austin Booker (Kansas) vs Illinois (09/08/2023) [0-2]
2	Jereme Robinson (Kansas) vs Illinois (09/08/2023) [0-2]
2	Caleb Bacon (Iowa St.) vs UNI (09/02/2023) [0-2]
Tackles for loss	
3.5	Matt Jones (Baylor) at UCF (09/30/2023) [3-1]
3.5	Matt Jones (Baylor) vs Texas (09/23/2023) [3-1]
3.5	Danny Stutsman (Oklahoma) at Cincinnati (09/23/2023) [3-1]



200-Yard Rushing Performances	
217	Jonathon Brooks (Texas) vs Kansas (09/30/2023)
207	DJ Giddens (Kansas St.) vs UCF (09/23/2023)
100-Yard Rushing Performances	
217	Jonathon Brooks (Texas) vs Kansas (09/30/2023)
207	DJ Giddens (Kansas St.) vs UCF (09/23/2023)
164	Jonathon Brooks (Texas) vs Wyoming (09/16/2023)
164	Emani Bailey (TCU) vs Colorado (09/02/2023)
158	Tahj Brooks (Texas Tech) vs Tarleton St. (09/16/2023)
153	Corey Kiner (Cincinnati) at Pittsburgh (09/09/2023)
149	Tahj Brooks (Texas Tech) at West Virginia (09/23/2023)
128	DJ Giddens (Kansas St.) vs Southeast Mo. St. (09/02/2023)
126	Emani Bailey (TCU) vs SMU (09/23/2023)
126	Emani Bailey (TCU) at Houston (09/16/2023)
121	Ollie Gordon (Oklahoma St.) at Iowa St. (09/23/2023)
120	Devin Neal (Kansas) vs Illinois (09/08/2023)
117	Tawee Walker (Oklahoma) vs SMU (09/09/2023)
111	Dawson Pendergrass (Baylor) vs LIU (09/16/2023)
110	Jahiem White (West Virginia) vs Duquesne (09/09/2023)
106	Tahj Brooks (Texas Tech) vs Houston (09/30/2023)
106	Cam'Ron Valdez (Texas Tech) vs Houston (09/30/2023)
106	Jonathon Brooks (Texas) at Baylor (09/23/2023)
105	Johnny Richardson (UCF) vs Baylor (09/30/2023)
105	Parker Jenkins (Houston) vs Sam Houston (09/23/2023)
105	Corey Kiner (Cincinnati) vs Eastern Ky. (09/02/2023)
104	Ryan Montgomery (Cincinnati) vs Miami (OH) (09/16/2023)
102	CJ Donaldson (West Virginia) vs Pittsburgh (09/16/2023)
101	Emory Jones (Cincinnati) vs Miami (OH) (09/16/2023)
101	Tyler Shough (Texas Tech) vs Oregon (09/09/2023)
100	Richard Reese (Baylor) at UCF (09/30/2023)
100	Johnny Richardson (UCF) vs Kent St. (08/31/2023)
Number of 100-Yard Rushing Performances	
3	Jonathon Brooks, Texas
3	Emani Bailey, TCU
3	Tahj Brooks, Texas Tech
2	DJ Giddens, Kansas St.
2	Corey Kiner, Cincinnati
2	Johnny Richardson, UCF
1	Ollie Gordon, Oklahoma St.
1	Devin Neal, Kansas
1	Tawee Walker, Oklahoma
1	Dawson Pendergrass, Baylor
1	Jahiem White, West Virginia
1	Cam'Ron Valdez, Texas Tech
1	Parker Jenkins, Houston
1	Ryan Montgomery, Cincinnati
1	CJ Donaldson, West Virginia
1	Emory Jones, Cincinnati
1	Tyler Shough, Texas Tech
1	Richard Reese, Baylor
500-Yard Passing Performances	
400-Yard Passing Performances	
421	Dillon Gabriel (Oklahoma) at Tulsa (09/16/2023)
300-Yard Passing Performances	
421	Dillon Gabriel (Oklahoma) at Tulsa (09/16/2023)
366	Dillon Gabriel (Oklahoma) vs Iowa St. (09/30/2023)



**2023-24 Big 12 Football
Conference Individual Game Highs
All games**

- 357 Kedon Slovis (BYU) at Kansas (09/23/2023)
- 349 Quinn Ewers (Texas) at Alabama (09/09/2023)
- 348 Rocco Becht (Iowa St.) vs Oklahoma St. (09/23/2023)
- 348 Kedon Slovis (BYU) vs Southern Utah (09/09/2023)
- 345 Emory Jones (Cincinnati) vs Eastern Ky. (09/02/2023)
- 338 Tyler Shough (Texas Tech) at Wyoming (09/02/2023)
- 335 Donovan Smith (Houston) at Texas Tech (09/30/2023)
- 325 Quinn Ewers (Texas) vs Kansas (09/30/2023)
- 322 Dillon Gabriel (Oklahoma) at Cincinnati (09/23/2023)
- 321 Timmy McClain (UCF) vs Villanova (09/16/2023)
- 314 Chandler Morris (TCU) at Houston (09/16/2023)
- 308 Dillon Gabriel (Oklahoma) vs Arkansas St. (09/02/2023)
- 303 Blake Shapen (Baylor) vs Texas St. (09/02/2023)

Number of 300-Yard Passing Performances

- 4 Dillon Gabriel, Oklahoma
- 2 Kedon Slovis, BYU
- 2 Quinn Ewers, Texas
- 1 Rocco Becht, Iowa St.
- 1 Emory Jones, Cincinnati
- 1 Tyler Shough, Texas Tech
- 1 Donovan Smith, Houston
- 1 Timmy McClain, UCF
- 1 Chandler Morris, TCU
- 1 Blake Shapen, Baylor

200-Yard Receiving Performances

100-Yard Receiving Performances

- 177 Hudson Clement (West Virginia) vs Duquesne (09/09/2023)
- 150 Monaray Baldwin (Baylor) at UCF (09/30/2023)
- 149 Xzavier Henderson (Cincinnati) vs Eastern Ky. (09/02/2023)
- 147 Kobe Hudson (UCF) vs Villanova (09/16/2023)
- 146 Jaylin Noel (Iowa St.) vs Oklahoma St. (09/23/2023)
- 141 Adonai Mitchell (Texas) vs Kansas (09/30/2023)
- 140 Xzavier Henderson (Cincinnati) vs Miami (OH) (09/16/2023)
- 138 Kobe Hudson (UCF) at Kansas St. (09/23/2023)
- 138 Samuel Brown (Houston) at Rice (09/09/2023)
- 134 Kobe Hudson (UCF) at Boise St. (09/09/2023)
- 131 Chase Roberts (BYU) vs Cincinnati (09/29/2023)
- 126 Jalil Farooq (Oklahoma) at Tulsa (09/16/2023)
- 120 Nic Anderson (Oklahoma) at Tulsa (09/16/2023)
- 119 RJ Garcia II (Kansas St.) vs Southeast Mo. St. (09/02/2023)
- 117 Andre Anthony (Oklahoma) at Cincinnati (09/23/2023)
- 114 Ja'Tavion Sanders (Texas) at Alabama (09/09/2023)
- 113 Javon Baker (UCF) vs Baylor (09/30/2023)
- 113 Samuel Brown (Houston) at Texas Tech (09/30/2023)
- 112 Andre Anthony (Oklahoma) at Tulsa (09/16/2023)
- 112 Isaac Rex (BYU) vs Southern Utah (09/09/2023)
- 110 Ja'Tavion Sanders (Texas) at Baylor (09/23/2023)
- 106 Samuel Brown (Houston) vs UTSA (09/02/2023)
- 101 Drake Dabney (Baylor) vs Texas St. (09/02/2023)
- 100 Ben Sinnott (Kansas St.) vs Southeast Mo. St. (09/02/2023)

Number of 100-Yard Receiving Performances

- 3 Kobe Hudson, UCF
- 3 Samuel Brown, Houston
- 2 Xzavier Henderson, Cincinnati
- 2 Andre Anthony, Oklahoma
- 2 Ja'Tavion Sanders, Texas



**2023-24 Big 12 Football
Conference Individual Game Highs
All games**

- 1 Hudson Clement, West Virginia
- 1 Monaray Baldwin, Baylor
- 1 Jaylin Noel, Iowa St.
- 1 Adonai Mitchell, Texas
- 1 Chase Roberts, BYU
- 1 Jalil Farooq, Oklahoma
- 1 Nic Anderson, Oklahoma
- 1 RJ Garcia II, Kansas St.
- 1 Javon Baker, UCF
- 1 Isaac Rex, BYU
- 1 Drake Dabney, Baylor
- 1 Ben Sinnott, Kansas St.



**2023-24 Big 12 Football
Team Highs
All games**

POINTS	73	Oklahoma vs Arkansas St. (09/02/2023)
POINTS SCORED KICKING	13	Texas vs Rice (09/02/2023)
	13	Oklahoma vs Arkansas St. (09/02/2023)
TOUCHDOWNS	10	Oklahoma vs Arkansas St. (09/02/2023)
TOTAL OFFENSE YARDS	723	UCF vs Kent St. (08/31/2023)
TOTAL OFFENSE PLAYS	91	Cincinnati vs Miami (OH) (09/16/2023)
TOTAL OFFENSE YARDS/PLAY	9.4	Oklahoma at Tulsa (09/16/2023)
RUSHING YARDS	389	UCF vs Kent St. (08/31/2023)
RUSHING ATTEMPTS	57	Cincinnati vs Miami (OH) (09/16/2023)
YARDS PER RUSH	8.5	UCF vs Kent St. (08/31/2023)
RUSHING TDS	6	Kansas St. vs UCF (09/23/2023)
	6	Oklahoma vs Arkansas St. (09/02/2023)
LONGEST RUSH	79	UCF vs Baylor (09/30/2023)
PASSING YARDS	476	Oklahoma at Tulsa (09/16/2023)
PASSING ATTEMPTS	53	Baylor vs Texas (09/23/2023)
PASSING TDS	6	Oklahoma at Tulsa (09/16/2023)
	6	Cincinnati vs Eastern Ky. (09/02/2023)
LONGEST PASS	70	West Virginia vs Duquesne (09/09/2023)
PASSES COMPLETED	32	Houston vs Sam Houston (09/23/2023)
HAD INTERCEPTED	3	Texas Tech vs Oregon (09/09/2023)
PASS COMPLETION PCT	90.9	Oklahoma vs Arkansas St. (09/02/2023)
PASSING YARDS/ATTEMPT	16.2	Cincinnati vs Eastern Ky. (09/02/2023)
YARDS PER CATCH	19.0	Cincinnati vs Eastern Ky. (09/02/2023)
FIELD GOAL ATTEMPTS	5	TCU at Houston (09/16/2023)
	5	Texas Tech at Wyoming (09/02/2023)
FIELD GOALS MADE	4	UCF at Boise St. (09/09/2023)
LONGEST FIELD GOAL	57	TCU vs Nicholls (09/09/2023)
FIELD GOAL PCT	100.0	Iowa St. at Oklahoma (09/30/2023)
	100.0	Cincinnati at BYU (09/29/2023)
	100.0	Baylor vs Texas (09/23/2023)
	100.0	Texas Tech at West Virginia (09/23/2023)
	100.0	West Virginia vs Texas Tech (09/23/2023)
	100.0	Iowa St. vs Oklahoma St. (09/23/2023)
	100.0	Oklahoma St. at Iowa St. (09/23/2023)
	100.0	BYU at Kansas (09/23/2023)
	100.0	Kansas vs BYU (09/23/2023)
	100.0	Oklahoma at Cincinnati (09/23/2023)
	100.0	TCU vs SMU (09/23/2023)
	100.0	Kansas at Nevada (09/16/2023)
	100.0	West Virginia vs Pittsburgh (09/16/2023)
	100.0	Texas vs Wyoming (09/16/2023)
	100.0	UCF vs Villanova (09/16/2023)
	100.0	Texas Tech vs Tarleton St. (09/16/2023)
	100.0	Oklahoma at Tulsa (09/16/2023)
	100.0	TCU vs Nicholls (09/09/2023)
	100.0	Cincinnati at Pittsburgh (09/09/2023)
	100.0	UCF at Boise St. (09/09/2023)
	100.0	Kansas vs Illinois (09/08/2023)
	100.0	Kansas St. vs Southeast Mo. St. (09/02/2023)
	100.0	Oklahoma St. vs Central Ark. (09/02/2023)
	100.0	Cincinnati vs Eastern Ky. (09/02/2023)
	100.0	Iowa St. vs UNI (09/02/2023)
	100.0	Oklahoma vs Arkansas St. (09/02/2023)
	100.0	Kansas vs Missouri St. (09/01/2023)
PAT KICKS ATTEMPTED	10	Oklahoma vs Arkansas St. (09/02/2023)



**2023-24 Big 12 Football
Team Highs
All games**

Page 2/4
as of Oct 01, 2023

PAT KICKS MADE	10	Oklahoma vs Arkansas St. (09/02/2023)
-----------------------	----	---------------------------------------



2023-24 Big 12 Football
Team Highs
All games

PAT KICKS PCT	
100.0	TCU vs West Virginia (09/30/2023)
100.0	West Virginia at TCU (09/30/2023)
100.0	Oklahoma vs Iowa St. (09/30/2023)
100.0	Iowa St. at Oklahoma (09/30/2023)
100.0	Baylor at UCF (09/30/2023)
100.0	UCF vs Baylor (09/30/2023)
100.0	Kansas at Texas (09/30/2023)
100.0	Texas vs Kansas (09/30/2023)
100.0	Houston at Texas Tech (09/30/2023)
100.0	Texas Tech vs Houston (09/30/2023)
100.0	Cincinnati at BYU (09/29/2023)
100.0	BYU vs Cincinnati (09/29/2023)
100.0	UCF at Kansas St. (09/23/2023)
100.0	Texas at Baylor (09/23/2023)
100.0	Houston vs Sam Houston (09/23/2023)
100.0	Texas Tech at West Virginia (09/23/2023)
100.0	West Virginia vs Texas Tech (09/23/2023)
100.0	Iowa St. vs Oklahoma St. (09/23/2023)
100.0	Oklahoma St. at Iowa St. (09/23/2023)
100.0	BYU at Kansas (09/23/2023)
100.0	Kansas vs BYU (09/23/2023)
100.0	Oklahoma at Cincinnati (09/23/2023)
100.0	TCU vs SMU (09/23/2023)
100.0	Kansas at Nevada (09/16/2023)
100.0	West Virginia vs Pittsburgh (09/16/2023)
100.0	Texas vs Wyoming (09/16/2023)
100.0	Cincinnati vs Miami (OH) (09/16/2023)
100.0	Houston vs TCU (09/16/2023)
100.0	UCF vs Villanova (09/16/2023)
100.0	BYU at Arkansas (09/16/2023)
100.0	Texas Tech vs Tarleton St. (09/16/2023)
100.0	Oklahoma St. vs South Alabama (09/16/2023)
100.0	Oklahoma at Tulsa (09/16/2023)
100.0	Iowa St. at Ohio (09/16/2023)
100.0	Baylor vs LIU (09/16/2023)
100.0	Kansas St. at Missouri (09/16/2023)
100.0	Oklahoma St. at Arizona St. (09/09/2023)
100.0	TCU vs Nicholls (09/09/2023)
100.0	Cincinnati at Pittsburgh (09/09/2023)
100.0	Texas Tech vs Oregon (09/09/2023)
100.0	Houston at Rice (09/09/2023)
100.0	Texas at Alabama (09/09/2023)
100.0	West Virginia vs Duquesne (09/09/2023)
100.0	Oklahoma vs SMU (09/09/2023)
100.0	Iowa St. vs Iowa (09/09/2023)
100.0	Kansas St. vs Troy (09/09/2023)
100.0	Baylor vs Utah (09/09/2023)
100.0	Kansas vs Illinois (09/08/2023)
100.0	BYU vs Sam Houston (09/02/2023)
100.0	West Virginia at Penn St. (09/02/2023)
100.0	Baylor vs Texas St. (09/02/2023)
100.0	Houston vs UTSA (09/02/2023)
100.0	Kansas St. vs Southeast Mo. St. (09/02/2023)
100.0	Oklahoma St. vs Central Ark. (09/02/2023)
100.0	Texas Tech at Wyoming (09/02/2023)
100.0	Cincinnati vs Eastern Ky. (09/02/2023)



**2023-24 Big 12 Football
Team Highs
All games**

2 POINTS PATS MADE	2	Baylor at UCF (09/30/2023)
PUNTS	9	Oklahoma St. vs South Alabama (09/16/2023)
	9	BYU vs Sam Houston (09/02/2023)
LONGEST PUNT	70	Iowa St. vs UNI (09/02/2023)
YARDS PUNTED	447	BYU vs Sam Houston (09/02/2023)
PUNTING AVG	57.0	Kansas St. vs UCF (09/23/2023)
PUNT RETURNS	6	UCF vs Villanova (09/16/2023)
PUNT RETURN YARDS	94	UCF vs Villanova (09/16/2023)
PUNT RETURN AVG	48.0	Houston vs UTSA (09/02/2023)
LONGEST PUNT RETURN	82	Oklahoma vs Arkansas St. (09/02/2023)
KICK RETURN	6	Houston vs TCU (09/16/2023)
	6	Baylor vs Texas St. (09/02/2023)
KICK RETURN YARDS	201	Houston vs TCU (09/16/2023)
KICK RETURN AVERAGE	56.0	Texas Tech vs Houston (09/30/2023)
LONGEST KICK RETURN	100	Texas Tech vs Houston (09/30/2023)
KICK RETURN TDS	1	Texas Tech vs Houston (09/30/2023)
	1	Houston vs TCU (09/16/2023)
INTERCEPTIONS	5	Oklahoma at Tulsa (09/16/2023)
INTERCEPTION RETURN YARDS	88	Iowa St. vs UNI (09/02/2023)
INTERCEPTION RETURN AVERAGE	44.0	Iowa St. vs UNI (09/02/2023)
LONGEST INTERCEPTION RETURN	58	Iowa St. vs UNI (09/02/2023)
INTERCEPTION RETURN TDS	1	Oklahoma vs Iowa St. (09/30/2023)
	1	BYU vs Cincinnati (09/29/2023)
	1	Kansas vs BYU (09/23/2023)
	1	Texas vs Wyoming (09/16/2023)
	1	Texas Tech vs Tarleton St. (09/16/2023)
	1	Oklahoma at Tulsa (09/16/2023)
	1	Iowa St. vs UNI (09/02/2023)
FUMBLES LOST	2	Texas at Baylor (09/23/2023)
	2	West Virginia vs Duquesne (09/09/2023)
FUMBLES RECOVERED	2	Baylor vs Texas (09/23/2023)
	2	Baylor vs Texas St. (09/02/2023)
	2	Texas Tech at Wyoming (09/02/2023)
SACKED BY OPP	6	Houston vs TCU (09/16/2023)
QB SACKS	8	Cincinnati vs Oklahoma (09/23/2023)
TURNOVERS COMMITTED	4	Texas Tech vs Oregon (09/09/2023)
TURNOVERS CAUSED	5	Oklahoma at Tulsa (09/16/2023)
KICKS BLOCKED	2	TCU vs West Virginia (09/30/2023)
FIRST DOWNS	16	Oklahoma vs Arkansas St. (09/02/2023)
1ST DOWN RUSHING	18	TCU at Houston (09/16/2023)
1ST DOWN PASSING	19	Texas vs Kansas (09/30/2023)
	19	BYU at Kansas (09/23/2023)
	19	Texas Tech at Wyoming (09/02/2023)
1ST DOWN BY PENALTY	6	Texas Tech vs Oregon (09/09/2023)
PENALTIES	11	Houston vs Sam Houston (09/23/2023)
PENALTIES YARDS	96	Texas Tech at West Virginia (09/23/2023)



**2023-24 Big 12 Football
Team Lows
All games**

TOTAL OFFENSE YARDS	208	Oklahoma St. vs South Alabama (09/16/2023)
TOTAL OFFENSE YARDS/PLAY	3.3	Oklahoma St. vs South Alabama (09/16/2023)
RUSHING YARDS	9	BYU at Kansas (09/23/2023)
RUSHING ATTEMPTS	22	BYU at Kansas (09/23/2023)
YARDS PER RUSH	0.4	BYU at Kansas (09/23/2023)
LONGEST RUSH	7	BYU at Kansas (09/23/2023)
PASSING ATTEMPTS	11	West Virginia vs Pittsburgh (09/16/2023)
PASSING YARDS	60	West Virginia vs Pittsburgh (09/16/2023)
YARDS PER COMPLETION	7.1	Oklahoma St. vs South Alabama (09/16/2023)
PASSES COMPLETED	6	West Virginia vs Pittsburgh (09/16/2023)
PASS COMPLETION PCT	34.9	Texas Tech at West Virginia (09/23/2023)
LONGEST PASS	15	West Virginia vs Pittsburgh (09/16/2023)
	15	Oklahoma St. vs South Alabama (09/16/2023)
FIRST DOWNS	2	Houston vs TCU (09/16/2023)
	2	Oklahoma St. vs South Alabama (09/16/2023)
	2	BYU vs Sam Houston (09/02/2023)
1ST DOWN RUSHING	1	BYU at Kansas (09/23/2023)
	1	BYU vs Southern Utah (09/09/2023)
1ST DOWN PASSING	3	West Virginia vs Pittsburgh (09/16/2023)
1ST DOWN BY PENALTY	0	TCU vs West Virginia (09/30/2023)
	0	Iowa St. at Oklahoma (09/30/2023)
	0	Texas vs Kansas (09/30/2023)
	0	Houston at Texas Tech (09/30/2023)
	0	Cincinnati at BYU (09/29/2023)
	0	Texas Tech at West Virginia (09/23/2023)
	0	Oklahoma St. at Iowa St. (09/23/2023)
	0	TCU vs SMU (09/23/2023)
	0	Texas vs Wyoming (09/16/2023)
	0	UCF vs Villanova (09/16/2023)
	0	Oklahoma St. vs South Alabama (09/16/2023)
	0	TCU vs Nicholls (09/09/2023)
	0	Oklahoma vs SMU (09/09/2023)
	0	Iowa St. vs Iowa (09/09/2023)
	0	BYU vs Sam Houston (09/02/2023)
	0	West Virginia at Penn St. (09/02/2023)
	0	Texas Tech at Wyoming (09/02/2023)
	0	Cincinnati vs Eastern Ky. (09/02/2023)
PENALTIES	1	Texas Tech vs Houston (09/30/2023)
PENALTIES YARDS	5	Texas Tech vs Houston (09/30/2023)



2023-24 Big 12 Football
Standings
All games

Team	Overall	Pct.	Conference	Pct.	PF	PA	Home	Away	Neut	Streak
Texas	5-0	1.000	2-0	1.000	180	64	3-0	2-0	0-0	W 5
Oklahoma	5-0	1.000	2-0	1.000	237	54	3-0	2-0	0-0	W 5
West Virginia	4-1	.800	2-0	1.000	132	95	3-0	1-1	0-0	W 4
Kansas St.	3-1	.750	1-0	1.000	158	74	3-0	0-1	0-0	W 1
BYU	4-1	.800	1-1	.500	155	112	3-0	1-1	0-0	W 1
Kansas	4-1	.800	1-1	.500	165	131	3-0	1-1	0-0	L 1
TCU	3-2	.600	1-1	.500	174	105	2-2	1-0	0-0	L 1
Iowa St.	2-3	.400	1-1	.500	104	116	2-1	0-2	0-0	L 1
Texas Tech	2-3	.400	1-1	.500	166	124	2-1	0-2	0-0	W 1
Baylor	2-3	.400	1-1	.500	116	142	1-3	1-0	0-0	W 1
UCF	3-2	.600	0-2	.000	188	116	2-1	1-1	0-0	L 2
Oklahoma St.	2-2	.500	0-1	.000	88	95	1-1	1-1	0-0	L 2
Cincinnati	2-3	.400	0-2	.000	150	120	1-2	1-1	0-0	L 3
Houston	2-3	.400	0-2	.000	137	149	2-1	0-2	0-0	L 1



**2023-24 Big 12 Football
Individual Statistics
In Conference games**

RUSHING (Minimum Games Played Pct. 75%, 10 Rushing Attempts/Game)

#	Player	G	Att.	Yds	Avg.	TD	Lg	Avg/g
1	Giddens, DJ - KState	1	30	207	6.90	4	36	207.00
2	Brooks, Jonathon - UT	2	38	323	8.50	4	67	161.50
3	Brooks, Tahj - TTU	2	47	255	5.43	2	27	127.50
4	Gordon, Ollie - OSU	1	18	121	6.72	0	71	121.00
5	Bailey, Emani - TCU	2	42	181	4.31	1	16	90.50
6	Harvey, RJ - UCF	2	34	139	4.09	1	20	69.50
7	Jones, Emory - UC	2	29	136	4.69	0	20	68.00
8	Neal, Devin - KU	2	25	136	5.44	0	26	68.00
9	Major, Marcus - OU	2	34	129	3.79	0	19	64.50
10	Kiner, Corey - UC	2	29	116	4.00	0	12	58.00

TOTAL OFFENSE (Minimum Games Played Pct. 75%)

#	Player	G	Rush	Pass	Plays	Total	Yds/g
1	Gabriel, Dillon - OU	2	60	688	96	748	374.00
2	Morris, Chandler - TCU	2	104	612	101	716	358.00
3	Ewers, Quinn - UT	2	56	618	70	674	337.00
4	Howard, Will - KState	1	64	255	49	319	319.00
5	Jones, Emory - UC	2	136	491	107	627	313.50
6	Smith, Donovan - UH	2	49	560	96	609	304.50
7	Bowman, Alan - OSU	1	5	278	52	283	283.00
8	Sloviss, Kedon - BYU	2	-20	580	82	560	280.00
9	Becht, Rocco - IowaSt	2	13	536	79	549	274.50
10	McClain, Timmy - UCF	2	32	498	67	530	265.00

PASSING AVG/GAME (Minimum Games Played Pct. 75%)

#	Player	G	Comp-att-int	Yds	TD	Avg/g
1	Gabriel, Dillon - OU	2	52-77-1	688	4	344.00
2	Ewers, Quinn - UT	2	43-58-1	618	2	309.00
3	Morris, Chandler - TCU	2	47-78-1	612	4	306.00
4	Sloviss, Kedon - BYU	2	43-75-2	580	4	290.00
5	Smith, Donovan - UH	2	46-75-2	560	4	280.00
6	Bowman, Alan - OSU	1	23-48-2	278	2	278.00
7	Becht, Rocco - IowaSt	2	42-71-2	536	5	268.00
8	Howard, Will - KState	1	27-42-1	255	0	255.00
9	McClain, Timmy - UCF	2	27-49-2	498	5	249.00
10	Jones, Emory - UC	2	45-78-3	491	3	245.50

SCORING (Minimum Games Played Pct. 75%)

#	Player	G	TD	FG	XPT	2XP	Pts	Pts/g
1	Giddens, DJ - KState	1	4	0	0	0	24	24.00
2	Howard, Will - KState	1	2	0	0	0	12	12.00
3	Brooks, Jonathon - UT	2	4	0	0	0	24	12.00
4	Schmit, Zach - OU	2	0	4	8	0	20	10.00
5	Gabriel, Dillon - OU	2	3	0	0	0	18	9.00
6	Ewers, Quinn - UT	2	3	0	0	0	18	9.00
7	Hale, Alex - OSU	1	0	2	3	0	9	9.00
8	Contreras, Chase - IowaSt	2	0	4	6	0	18	9.00
9	Martin, LJ - BYU	2	3	0	0	0	18	9.00
10	Auburn, Bert - UT	2	0	3	9	0	18	9.00

PASS EFFICIENCY (Minimum Games Played Pct. 75%, 15 Total Passes/Game)

#	Player	G	Comp-att-int	Yds	TD	Eff.
1	Ewers, Quinn - UT	2	43-58-1	618	2	171.57
2	McClain, Timmy - UCF	2	27-49-2	498	5	165.98
3	Gabriel, Dillon - OU	2	52-77-1	688	4	157.13
4	Morris, Chandler - TCU	2	47-78-1	612	4	140.52
5	Becht, Rocco - IowaSt	2	42-71-2	536	5	140.17
6	Smith, Donovan - UH	2	46-75-2	560	4	136.32
7	Sloviss, Kedon - BYU	2	43-75-2	580	4	134.56
8	Jones, Emory - UC	2	45-78-3	491	3	115.57
9	Howard, Will - KState	1	27-42-1	255	0	110.52
10	Morton, Behren - TTU	2	27-59-0	319	3	107.96

SCORING (TDs) (Minimum Games Played Pct. 75%, 1 Touchdowns)

#	Player	G	Run	Rec	Ret	Pts	Avg/g
1	Giddens, DJ - KState	1	4	0	0	24	24.00
2	Howard, Will - KState	1	2	0	0	12	12.00
3	Brooks, Jonathon - UT	2	4	0	0	24	12.00
4	Martin, LJ - BYU	2	2	1	0	18	9.00
5	Ewers, Quinn - UT	2	3	0	0	18	9.00
6	Gabriel, Dillon - OU	2	3	0	0	18	9.00
7	Brooks, Tahj - TTU	2	2	0	0	12	6.00
8	Fouonji, Loic - TTU	2	0	1	1	12	6.00
9	Grimm, Luke - KU	2	0	2	0	12	6.00
10	Bowman, Alan - OSU	1	1	0	0	6	6.00

RECEPTIONS/GAME (Minimum Games Played Pct. 75%)

#	Player	G	No.	Yds	TD	Lg	Yds/g	Rec/g
1	Giddens, DJ - KState	1	8	86	0	24	86.00	8.00
2	Brown, Samuel - UH	2	14	212	1	53	106.00	7.00
3	Mitchell, Adonai - UT	2	13	187	1	22	93.50	6.50
4	Green, Blaine - OSU	1	6	58	0	24	58.00	6.00
5	Brooks, Phillip - KState	1	6	42	0	13	42.00	6.00
6	Noel, Jaylin - IowaSt	2	12	194	2	51	97.00	6.00
7	Roberts, Chase - BYU	2	11	220	1	59	110.00	5.50
8	Stoops, Drake - OU	2	11	77	1	25	38.50	5.50
9	Henderson, Xzavier - UC	2	10	115	0	23	57.50	5.00
10	Baldwin, Monaray - Baylor	2	10	231	1	55	115.50	5.00

SCORING (KICK) (Minimum Games Played Pct. 75%)

#	Player	G	PAT	FG	Pts	Avg/g
1	Schmit, Zach - OU	2	8-8	4-5	20	10.00
2	Contreras, Chase - IowaSt	2	6-6	4-4	18	9.00
3	Auburn, Bert - UT	2	9-9	3-6	18	9.00
4	Hale, Alex - OSU	1	3-3	2-2	9	9.00
5	Tennant, Chris - KState	1	5-6	1-2	8	8.00
6	Brown, Carter - UC	2	3-3	4-5	15	7.50
7	Kell, Griffin - TCU	2	6-7	3-8	15	7.50
8	Ferrin, Will - BYU	2	8-8	2-3	14	7.00
9	Garcia, Gino - TTU	2	8-8	2-2	14	7.00
10	Hankins, Isaiah - Baylor	2	2-2	4-5	14	7.00



**2023-24 Big 12 Football
Individual Statistics
In Conference games**

RECEIVE YDS/GAME (Minimum Games Played Pct. 75%)

#	Player	G	No.	Yds	TD	Long	Avg/c	Yds/g
1	Baldwin, Monaray - Baylor	2	10	231	1	55	23.10	115.50
2	Roberts, Chase - BYU	2	11	220	1	59	20.00	110.00
3	Brown, Samuel - UH	2	14	212	1	53	15.14	106.00
4	Noel, Jaylin - IowaSt	2	12	194	2	51	16.17	97.00
5	Mitchell, Adonai - UT	2	13	187	1	22	14.38	93.50
6	Giddens, DJ - KState	1	8	86	0	24	10.75	86.00
7	Richardson, JP - TCU	2	9	147	1	59	16.33	73.50
8	Hudson, Kobe - UCF	2	6	143	2	69	23.83	71.50
9	Anthony, Andre - OU	2	8	133	0	49	16.63	66.50
10	Manjack IV, Joseph - UH	2	9	131	1	49	14.56	65.50

PUNT RETURN AVG (Minimum Games Played Pct. 75%)

#	Player	G	No.	Yds	TD	Long	Avg.
1	Worthy, Xavier - UT	2	3	48	0	40	16.00
2	Fox, Preston - WVU	2	5	77	0	20	15.40
3	Locklin, Torry - KU	2	1	13	0	13	13.00

KICK RETURN AVG (Minimum Games Played Pct. 75%)

#	Player	G	No.	Yds	TD	Long	Avg.
1	Golden, Matthew - UH	2	3	132	1	98	44.00
2	McCray, Drae - TTU	2	7	220	1	100	31.43
3	Bunkley-Shelton, LV - OU	2	1	25	0	25	25.00

ALL PURPOSE (Minimum Games Played Pct. 75%)

#	Player	G	Rush	Rcv	PR	KR	Yds	Avg/g
1	Brooks, Jonathon - UT	2	323	41	0	0	364	182.00
2	Richardson, Johnny - UCF	2	181	0	0	118	299	149.50
3	Giddens, DJ - KState	1	207	86	0	0	293	293.00
4	Brooks, Tahj - TTU	2	255	1	0	0	256	128.00
5	Baldwin, Monaray - Baylor	2	10	231	0	0	241	120.50
6	McCray, Drae - TTU	2	0	18	0	220	238	119.00
7	Bailey, Emani - TCU	2	181	48	0	0	229	114.50
8	Roberts, Chase - BYU	2	1	220	0	0	221	110.50
9	Brown, Samuel - UH	2	0	212	0	0	212	106.00
10	Harvey, RJ - UCF	2	139	72	0	0	211	105.50

PUNTING (Minimum Games Played Pct. 75%, 3.6 Punts/Game)

#	Player	G	No.	Yds	Lg	I20	50+	TB	Avg.
1	McNamara, Austin - TTU	2	10	493	59	1	6	2	49.30
2	Wilkins, Laine - UH	2	8	365	56	2	3	0	45.63
3	Greaves, Damon - KU	2	8	356	53	4	1	0	44.50
4	Straw, Oliver - WVU	2	11	476	58	5	2	0	43.27
5	Kaak, Hudson - OSU	1	8	344	51	1	1	0	43.00
6	Perkins, Tyler - IowaSt	2	11	465	54	5	2	1	42.27

FIELD GOALS (Minimum Games Played Pct. 75%)

#	Player	G	Made	Att.	Long	Pct.	Avg.
1	Hankins, Isaiah - Baylor	2	4	5	36	80.00	2.00
2	Brown, Carter - UC	2	4	5	54	80.00	2.00
3	Hale, Alex - OSU	1	2	2	53	100.00	2.00
4	Schmit, Zach - OU	2	4	5	46	80.00	2.00
5	Contreras, Chase - IowaSt	2	4	4	51	100.00	2.00
6	Kell, Griffin - TCU	2	3	8	53	37.50	1.50
7	Auburn, Bert - UT	2	3	6	37	50.00	1.50
8	Hayes, Michael - WVU	2	3	4	49	75.00	1.50
9	Ferrin, Will - BYU	2	2	3	34	66.67	1.00

FIELD GOAL PCT (Minimum Games Played Pct. 75%)

#	Player	G	Made	Att.	Long	Pct.
1	Garcia, Gino - TTU	2	2	2	39	100.00
2	Contreras, Chase - IowaSt	2	4	4	51	100.00
3	Hale, Alex - OSU	1	2	2	53	100.00
4	Keller, Seth - KU	2	1	1	23	100.00
5	Brown, Carter - UC	2	4	5	54	80.00
6	Hankins, Isaiah - Baylor	2	4	5	36	80.00
7	Schmit, Zach - OU	2	4	5	46	80.00
8	Hayes, Michael - WVU	2	3	4	49	75.00
9	Ferrin, Will - BYU	2	2	3	34	66.67



**2023-24 Big 12 Football
Individual Statistics
In Conference games**

PAT KICKING PCT (Minimum Games Played Pct. 75%)

#	Player	G	Made	Att.	Pct.
1	Martin, Jack - UH	2	5	5	100.00
2	Garcia, Gino - TTU	2	8	8	100.00
3	Keller, Seth - KU	2	7	7	100.00
4	Schmit, Zach - OU	2	8	8	100.00
5	Contreraz, Chase - IowaSt	2	6	6	100.00
6	Ferrin, Will - BYU	2	8	8	100.00
7	Hale, Alex - OSU	1	3	3	100.00
8	Hankins, Isaiah - Baylor	2	2	2	100.00
9	Auburn, Bert - UT	2	9	9	100.00



**2023-24 Big 12 Football
Individual Statistics
In Conference games**

TACKLES (All positions) (Minimum Games Played Pct. 75%)

#	Player	G	Pos	Solo	Ast	Total	Avg/g
1	Johnson, Jason - UCF	2	LB	21	6	27	13.50
2	Robinson, Malik - UH	2	LB	11	10	21	10.50
3	Roberts, Ben - TTU	2	LB	12	9	21	10.50
4	Epps, Cameron - OSU	1	S	6	4	10	10.00
5	Daniels, Kendal - OSU	1	S	7	3	10	10.00
6	Tooley, Max - BYU	2	LB	12	8	20	10.00
7	Stutsman, Danny - OU	2	LB	9	10	19	9.50
8	Burroughs, O.J. - KU	2	S	14	5	19	9.50
9	Kpogba, Lee - WVU	2	LB	10	8	18	9.00
10	Vongphachanh, AJ - BYU	2	LB	7	10	17	8.50
11	Baskerville, CJ - TTU	2	DB	13	3	16	8.00
12	Jones, Dorian - UC	2	LB	4	12	16	8.00
13	Freyler, Beau - IowaSt	2	DB	5	11	16	8.00
14	Jones, Matt - Baylor	2	LB	12	4	16	8.00
15	Ford, Jaylan - UT	2	LB	9	6	15	7.50
16	Hunter, Lee - UCF	2	DL	9	6	15	7.50
17	Obiazor, Namdi - TCU	2	LB	8	7	15	7.50
18	Booker, Austin - KU	2	DL	11	3	14	7.00
19	Martin, Nickolas - OSU	1	LB	4	3	7	7.00
20	Purnell, Desmond - KState	1	LB	7	0	7	7.00
21	Bishop Jr., Beanie - WVU	2	CB	12	2	14	7.00
22	Morris, Jamal - UH	2	LB	6	8	14	7.00
23	Haulcy, A.J. - UH	2	DB	11	2	13	6.50
24	Bobby, Devyn - Baylor	2	S	11	2	13	6.50
25	Moore, Austin - KState	1	LB	5	1	6	6.00
26	Owens, Tyler - TTU	2	DB	10	2	12	6.00
27	Sigle, Marques - KState	1	S	6	0	6	6.00
28	Brown, JB - KU	2	LB	8	4	12	6.00
29	Hodge, Jamoi - TCU	2	LB	3	9	12	6.00
30	Fleming, Malik - UH	2	DB	6	6	12	6.00
31	Harris, Justin - UC	2	DB	8	4	12	6.00
32	Logan Jr., Kenny - KU	2	S	9	3	12	6.00
33	Tampa, T.J. - IowaSt	2	DB	10	2	12	6.00
34	Banks Jr., Shad - TCU	2	LB	8	3	11	5.50
35	Lemear, Devin - Baylor	2	S	8	3	11	5.50
36	Taggart, Harrison - BYU	2	LB	5	6	11	5.50
37	Wall, Tanner - BYU	2	S	6	5	11	5.50
38	Martinez, Nikai - UCF	2	DB	8	3	11	5.50
39	Burks, Aubrey - WVU	2	DB	10	1	11	5.50
40	Vesterinen, Edward - WVU	2	DL	5	6	11	5.50
41	Henderson, Demari - UCF	2	DB	9	2	11	5.50
42	Wilson, Anthony - WVU	2	S	8	3	11	5.50
43	Lathan, Trey - WVU	2	LB	4	6	10	5.00
44	Smith Jr., Mike - Baylor	2	LB	7	3	10	5.00
45	Cooper, Jeremiah - IowaSt	2	DB	6	4	10	5.00
46	Robinson, Jakob - BYU	2	CB	4	6	10	5.00
47	Oliver, Collin - OSU	1	LB	5	0	5	5.00
48	Rucker, Trey - OSU	1	S	2	3	5	5.00
49	Bullard, Quadric - UCF	2	DB	7	3	10	5.00
50	Corleone, Dontay - UC	2	DL	5	5	10	5.00

SACKS (Minimum Games Played Pct. 75%)

#	Player	G	Pos	Solo	Ast	Total	Avg/g
1	Morris-Brash, Tre'mon - UCF	2	DL	3	0	3	1.50
2	Mott, Brendan - KState	1	DE	1	0	1	1.00
3	Jones, Matt - Baylor	2	LB	2	0	2	1.00
4	Booker, Austin - KU	2	DL	1	2	2	1.00
5	Matlack, Nate - KState	1	DE	1	0	1	1.00
6	Duke, Khalid - KState	1	DE	1	0	1	1.00
7	Oyewale, Paul - TCU	2	DL	2	0	2	1.00
8	Murphy II, Byron - UT	2	DL	2	0	2	1.00
9	Seumalo, Uso - KState	1	DT	1	0	1	1.00
10	Robinson, Jereme - KU	2	DE	1	1	1.5	0.75
11	Batty, Tyler - BYU	2	DL	1	0	1	0.50
12	Cheeks, Trimarcus - UH	2	LB	1	0	1	0.50
13	Floyd, Marcis - WVU	2	S	1	0	1	0.50
14	Bradford Jr., Tony - TTU	2	DL	1	0	1	0.50
15	Hutchings, Jaylon - TTU	2	DL	1	0	1	0.50
16	Bartlett, Jared - WVU	2	LB	1	0	1	0.50
17	McMillan, Jaionte - TCU	2	CB	1	0	1	0.50
18	Kpogba, Lee - WVU	2	LB	1	0	1	0.50
19	Broughton, Vernon - UT	2	DL	1	0	1	0.50
20	Ugwoegbu, David - UH	2	DL	1	0	1	0.50

TACKLES FOR LOSS (Minimum Games Played Pct. 75%, 1.25 Total

Tackles For Loss/Game)

#	Player	G	Pos	Solo	Ast	Total	Avg/g
1	Jones, Matt - Baylor	2	LB	6	2	7	3.50
2	Morris-Brash, Tre'mon - UCF	2	DL	4	1	4.5	2.25
3	Stutsman, Danny - OU	2	LB	4	1	4.5	2.25
4	Oliver, Collin - OSU	1	LB	2	0	2	2.00
5	Booker, Austin - KU	2	DL	3	2	4	2.00
6	Duke, Khalid - KState	1	DE	2	0	2	2.00
7	Hutchings, Jaylon - TTU	2	DL	3	1	3.5	1.75
8	Murphy II, Byron - UT	2	DL	3	0	3	1.50
9	Oyewale, Paul - TCU	2	DL	3	0	3	1.50
10	Bacon, Caleb - IowaSt	2	LB	2	1	2.5	1.25
11	Corleone, Dontay - UC	2	DL	2	1	2.5	1.25



**2023-24 Big 12 Football
Individual Statistics
In Conference games**

FUMBLES FORCED (Minimum Games Played Pct. 75%)

#	Player	G	No.	Avg/g
1	Purnell, Desmond - KState	1	1	1.00
2	Perry, Mark - TCU	2	1	0.50
3	Caldwell, Jamaree - UH	2	1	0.50
4	Threats, Bryon - UC	2	1	0.50
5	Bryant, Cobee - KU	2	1	0.50
6	Wheeler, Cornell - KU	2	1	0.50
7	Bradford Jr., Tony - TTU	2	1	0.50
8	Lathan, Trey - WVU	2	1	0.50
9	Henderson, Demari - UCF	2	1	0.50
10	Catalon, Jalen - UT	2	1	0.50

FUMBLES RECOVERED (Minimum Games Played Pct. 75%)

#	Player	G	No.	Avg/g
1	Grimes, Garrison - Baylor	2	2	1.00
2	Payne, VJ - KState	1	1	1.00
3	Barron, Jahdae - UT	2	1	0.50
4	Bryant, Cobee - KU	2	1	0.50
5	Dingle, Jack - UC	2	1	0.50
6	Ajjolaiya, Hakeem - UH	2	1	0.50
7	Henderson, Demari - UCF	2	1	0.50
8	Jenkins, Caden - Baylor	2	1	0.50
9	Riggs, Austin - BYU	2	1	0.50

PASSES DEFENDED (Minimum Games Played Pct. 75%)

#	Player	G	Brup	Int.	Total	Avg/g
1	Bishop Jr., Beanie - WVU	2	5	0	5	2.50
2	Parrish, Jacob - KState	1	1	1	2	2.00
3	Dotson, Ra'Mello - KU	2	4	0	4	2.00
4	Logan Jr., Kenny - KU	2	2	1	3	1.50
5	Tampa, T.J. - IowaSt	2	2	1	3	1.50
6	Floyd, Marcis - WVU	2	3	0	3	1.50
7	Thornton, Corey - UCF	2	2	1	3	1.50
8	Fleming, Malik - UH	2	2	1	3	1.50
9	Clark, Bud - TCU	2	2	1	3	1.50
10	Morris, Jamal - UH	2	3	0	3	1.50
11	Cooper, Jeremiah - IowaSt	2	1	1	2	1.00
12	Threats, Bryon - UC	2	2	0	2	1.00
13	Bowman, Billy - OU	2	0	2	2	1.00
14	Burks, Aubrey - WVU	2	2	0	2	1.00
15	Ezeogu, Ikenna - IowaSt	2	2	0	2	1.00
16	Robinson, Jakob - BYU	2	1	1	2	1.00
17	Robinson, Jerome - KU	2	2	0	2	1.00
18	Purchase, Myles - IowaSt	2	2	0	2	1.00
19	Perry, Mark - TCU	2	2	0	2	1.00
20	Freyler, Beau - IowaSt	2	1	1	2	1.00

INTERCEPTIONS (Minimum Games Played Pct. 75%)

#	Player	G	No.	Yds	TD	Long	Avg/g
1	Bowman, Billy - OU	2	2	44	1	44	1.00
2	Parrish, Jacob - KState	1	1	0	0	0	1.00
3	Marcheselli, Zach - TCU	2	1	0	0	0	0.50
4	Fleming, Malik - UH	2	1	35	0	35	0.50
5	Dunlap, Malik - TTU	2	1	21	0	21	0.50
6	Clark, Bud - TCU	2	1	1	0	1	0.50
7	Thornton, Corey - UCF	2	1	3	0	3	0.50
8	Tampa, T.J. - IowaSt	2	1	1	0	1	0.50
9	Ford, Jaylan - UT	2	1	5	0	5	0.50
10	Lawrence, Key - OU	2	1	0	0	0	0.50



**2023-24 Big 12 Football
Extended Team Leaders
In Conference games**

SCORING OFFENSE

Team	G	TD	FG	XPT	2XP	DXP	Saf	Pts	Avg/G
Kansas St.	1	6	1	5	0	0	0	44	44
Texas	2	10	3	9	0	0	0	78	39
Oklahoma	2	8	4	8	0	0	1	70	35
UCF	2	9	1	9	0	0	0	66	33
Texas Tech	2	8	2	8	0	0	0	62	31
BYU	2	8	2	8	0	0	0	62	31
TCU	2	7	3	6	0	0	0	57	28.5
Oklahoma St.	1	3	2	3	0	0	0	27	27
Iowa St.	2	6	4	6	0	0	0	54	27
Kansas	2	7	1	7	0	0	0	52	26
West Virginia	2	5	3	5	0	0	0	44	22
Baylor	2	4	4	2	2	0	0	42	21
Houston	2	5	2	5	0	0	0	41	20.5
Cincinnati	2	3	4	3	0	0	0	33	16.5

TOTAL DEFENSE

Team	G	Rush	Pass	Plays	Yards	Avg/P	TD	Avg/G
TCU	2	242	367	126	609	4.83	3	304.5
Texas	2	184	441	130	625	4.81	2	312.5
Cincinnati	2	173	547	125	720	5.76	6	360
Oklahoma	2	291	437	143	728	5.09	2	364
Texas Tech	2	311	434	139	745	5.36	6	372.5
West Virginia	2	295	459	160	754	4.71	4	377
Kansas St.	1	143	264	59	407	6.9	4	407
Oklahoma St.	1	74	348	72	422	5.86	4	422
BYU	2	463	386	140	849	6.06	6	424.5
Iowa St.	2	288	644	152	932	6.13	8	466
Houston	2	489	475	147	964	6.56	9	482
Baylor	2	410	562	120	972	8.1	9	486
UCF	2	434	548	159	982	6.18	9	491
Kansas	2	345	682	159	1027	6.46	8	513.5

SCORING DEFENSE

Team	G	TD	FG	XPT	2XP	DXP	Saf	Pts	Avg/G
Texas	2	2	2	2	0	0	0	20	10
Oklahoma	2	2	4	2	0	0	0	26	13
West Virginia	2	4	2	4	0	0	0	34	17
TCU	2	4	3	4	0	0	0	37	18.5
Texas Tech	2	6	2	6	0	0	0	48	24
Cincinnati	2	7	2	7	0	0	0	55	27.5
Kansas St.	1	4	1	4	0	0	0	31	31
BYU	2	8	3	8	0	0	0	65	32.5
Kansas	2	8	4	7	0	0	0	67	33.5
Oklahoma St.	1	4	2	4	0	0	0	34	34
Baylor	2	10	1	10	0	0	0	73	36.5
Iowa St.	2	9	4	9	0	0	1	77	38.5
UCF	2	10	3	7	2	0	0	80	40
Houston	2	11	3	10	0	0	0	85	42.5

TOTAL OFFENSE PLAYS

Team	G	Rush	Pass	Plays	Yards	Avg/P	TD	Avg/G
TCU	2	385	612	167	997	5.97	7	498.5
Cincinnati	2	383	491	163	874	5.36	3	437
Baylor	2	213	598	161	811	5.04	3	405.5
Oklahoma	2	260	688	152	948	6.24	7	474
Texas	2	511	653	145	1164	8.03	10	582
Texas Tech	2	399	322	140	721	5.15	6	360.5
Houston	2	195	560	137	755	5.51	4	377.5
Iowa St.	2	224	550	136	774	5.69	6	387
West Virginia	2	358	241	128	599	4.68	5	299.5
BYU	2	79	582	126	661	5.25	7	330.5
UCF	2	378	498	120	876	7.3	8	438
Kansas	2	345	266	102	611	5.99	5	305.5
Kansas St.	1	281	255	82	536	6.54	6	536
Oklahoma St.	1	131	278	72	409	5.68	3	409

TOUCHDOWNS SCORED

Team	G	TD	FG	XPT	2XP	DXP	Saf	Pts	Avg/G
Texas	2	10	3	9	0	0	0	78	39
UCF	2	9	1	9	0	0	0	66	33
Texas Tech	2	8	2	8	0	0	0	62	31
Oklahoma	2	8	4	8	0	0	1	70	35
BYU	2	8	2	8	0	0	0	62	31
TCU	2	7	3	6	0	0	0	57	28.5
Kansas	2	7	1	7	0	0	0	52	26
Kansas St.	1	6	1	5	0	0	0	44	44
Iowa St.	2	6	4	6	0	0	0	54	27
West Virginia	2	5	3	5	0	0	0	44	22
Houston	2	5	2	5	0	0	0	41	20.5
Baylor	2	4	4	2	2	0	0	42	21
Oklahoma St.	1	3	2	3	0	0	0	27	27
Cincinnati	2	3	4	3	0	0	0	33	16.5

TOTAL OFFENSE YARDS

Team	G	Rush	Pass	Plays	Yards	Avg/P	TD	Avg/G
Texas	2	511	653	145	1164	8.03	10	582
TCU	2	385	612	167	997	5.97	7	498.5
Oklahoma	2	260	688	152	948	6.24	7	474
UCF	2	378	498	120	876	7.3	8	438
Cincinnati	2	383	491	163	874	5.36	3	437
Baylor	2	213	598	161	811	5.04	3	405.5
Iowa St.	2	224	550	136	774	5.69	6	387
Houston	2	195	560	137	755	5.51	4	377.5
Texas Tech	2	399	322	140	721	5.15	6	360.5
BYU	2	79	582	126	661	5.25	7	330.5
Kansas	2	345	266	102	611	5.99	5	305.5
West Virginia	2	358	241	128	599	4.68	5	299.5
Kansas St.	1	281	255	82	536	6.54	6	536
Oklahoma St.	1	131	278	72	409	5.68	3	409



**2023-24 Big 12 Football
Extended Team Leaders
In Conference games**

PTS SCORED KICKING

Team	G	TD	FG	XPT	2XP	DXP	Saf	Pts	Avg/G
Texas	2	10	3	9	0	0	0	78	39
Oklahoma	2	8	4	8	0	0	1	70	35
UCF	2	9	1	9	0	0	0	66	33
Texas Tech	2	8	2	8	0	0	0	62	31
BYU	2	8	2	8	0	0	0	62	31
TCU	2	7	3	6	0	0	0	57	28.5
Iowa St.	2	6	4	6	0	0	0	54	27
Kansas	2	7	1	7	0	0	0	52	26
West Virginia	2	5	3	5	0	0	0	44	22
Kansas St.	1	6	1	5	0	0	0	44	44
Baylor	2	4	4	2	2	0	0	42	21
Houston	2	5	2	5	0	0	0	41	20.5
Cincinnati	2	3	4	3	0	0	0	33	16.5
Oklahoma St.	1	3	2	3	0	0	0	27	27

TOTAL OFF. AVG/PLAY

Team	G	Rush	Pass	Plays	Yards	Avg/P	TD	Avg/G
Texas	2	511	653	145	1164	8.03	10	582
UCF	2	378	498	120	876	7.3	8	438
Kansas St.	1	281	255	82	536	6.54	6	536
Oklahoma	2	260	688	152	948	6.24	7	474
Kansas	2	345	266	102	611	5.99	5	305.5
TCU	2	385	612	167	997	5.97	7	498.5
Iowa St.	2	224	550	136	774	5.69	6	387
Oklahoma St.	1	131	278	72	409	5.68	3	409
Houston	2	195	560	137	755	5.51	4	377.5
Cincinnati	2	383	491	163	874	5.36	3	437
BYU	2	79	582	126	661	5.25	7	330.5
Texas Tech	2	399	322	140	721	5.15	6	360.5
Baylor	2	213	598	161	811	5.04	3	405.5
West Virginia	2	358	241	128	599	4.68	5	299.5

TOTAL OFFENSE

Team	G	Rush	Pass	Plays	Yards	Avg/P	TD	Avg/G
Texas	2	511	653	145	1164	8.03	10	582
Kansas St.	1	281	255	82	536	6.54	6	536
TCU	2	385	612	167	997	5.97	7	498.5
Oklahoma	2	260	688	152	948	6.24	7	474
UCF	2	378	498	120	876	7.3	8	438
Cincinnati	2	383	491	163	874	5.36	3	437
Oklahoma St.	1	131	278	72	409	5.68	3	409
Baylor	2	213	598	161	811	5.04	3	405.5
Iowa St.	2	224	550	136	774	5.69	6	387
Houston	2	195	560	137	755	5.51	4	377.5
Texas Tech	2	399	322	140	721	5.15	6	360.5
BYU	2	79	582	126	661	5.25	7	330.5
Kansas	2	345	266	102	611	5.99	5	305.5
West Virginia	2	358	241	128	599	4.68	5	299.5

TOTAL OFFENSE TDS

Team	G	Rush	Pass	Plays	Yards	Avg/P	TD	Avg/G
Texas	2	511	653	145	1164	8.03	10	582
UCF	2	378	498	120	876	7.3	8	438
TCU	2	385	612	167	997	5.97	7	498.5
Oklahoma	2	260	688	152	948	6.24	7	474
BYU	2	79	582	126	661	5.25	7	330.5
Texas Tech	2	399	322	140	721	5.15	6	360.5
Kansas St.	1	281	255	82	536	6.54	6	536
Iowa St.	2	224	550	136	774	5.69	6	387
West Virginia	2	358	241	128	599	4.68	5	299.5
Kansas	2	345	266	102	611	5.99	5	305.5
Houston	2	195	560	137	755	5.51	4	377.5
Oklahoma St.	1	131	278	72	409	5.68	3	409
Cincinnati	2	383	491	163	874	5.36	3	437
Baylor	2	213	598	161	811	5.04	3	405.5

RUSHING OFFENSE

Team	G	Att	Yards	Avg/A	Long	TD	Avg/G
Kansas St.	1	40	281	7.03	36	6	281
Texas	2	85	511	6.01	67	8	255.5
Texas Tech	2	75	399	5.32	54	3	199.5
TCU	2	89	385	4.33	31	3	192.5
Cincinnati	2	84	383	4.56	20	0	191.5
UCF	2	69	378	5.48	79	3	189
West Virginia	2	85	358	4.21	35	4	179
Kansas	2	62	345	5.56	27	1	172.5
Oklahoma St.	1	24	131	5.46	71	1	131
Oklahoma	2	75	260	3.47	19	3	130
Iowa St.	2	61	224	3.67	39	1	112
Baylor	2	74	213	2.88	28	2	106.5
Houston	2	61	195	3.2	20	0	97.5
BYU	2	50	79	1.58	29	3	39.5

RUSHING TDS

Team	G	Att	Yards	Avg/A	Long	TD	Avg/G
Texas	2	85	511	6.01	67	8	255.5
Kansas St.	1	40	281	7.03	36	6	281
West Virginia	2	85	358	4.21	35	4	179
UCF	2	69	378	5.48	79	3	189
Texas Tech	2	75	399	5.32	54	3	199.5
TCU	2	89	385	4.33	31	3	192.5
Oklahoma	2	75	260	3.47	19	3	130
BYU	2	50	79	1.58	29	3	39.5
Baylor	2	74	213	2.88	28	2	106.5
Oklahoma St.	1	24	131	5.46	71	1	131
Kansas	2	62	345	5.56	27	1	172.5
Iowa St.	2	61	224	3.67	39	1	112
Houston	2	61	195	3.2	20	0	97.5
Cincinnati	2	84	383	4.56	20	0	191.5



**2023-24 Big 12 Football
Extended Team Leaders
In Conference games**

RUSHING DEFENSE

Team	G	Att	Yards	Avg/A	Long	TD	Avg/G
Oklahoma St.	1	34	74	2.18	15	1	74
Cincinnati	2	62	173	2.79	29	3	86.5
Texas	2	56	184	3.29	27	1	92
TCU	2	70	242	3.46	35	3	121
Kansas St.	1	34	143	4.21	48	1	143
Iowa St.	2	65	288	4.43	71	3	144
Oklahoma	2	64	291	4.55	39	0	145.5
West Virginia	2	76	295	3.88	31	1	147.5
Texas Tech	2	76	311	4.09	19	1	155.5
Kansas	2	73	345	4.73	67	5	172.5
Baylor	2	69	410	5.94	79	6	205
UCF	2	83	434	5.23	36	8	217
BYU	2	84	463	5.51	24	0	231.5
Houston	2	88	489	5.56	54	5	244.5

PASS EFFICIENCY

Team	G	Comp-Att-Int	Pct.	Yds	Avg/G	TD	Effic
Texas	2	44 - 60 - 1	73.33	653	326.50	2	172.42
UCF	2	27 - 51 - 2	52.94	498	249.00	5	159.47
Oklahoma	2	52 - 77 - 1	67.53	688	344.00	4	157.13
Kansas	2	23 - 40 - 0	57.50	266	133.00	4	146.36
TCU	2	47 - 78 - 1	60.26	612	306.00	4	140.52
Iowa St.	2	46 - 75 - 2	61.33	550	275.00	5	139.60
Houston	2	46 - 76 - 2	60.53	560	280.00	4	134.53
BYU	2	44 - 76 - 2	57.89	582	291.00	4	134.33
Baylor	2	50 - 87 - 1	57.47	598	299.00	1	116.70
Cincinnati	2	45 - 79 - 3	56.96	491	245.50	3	114.11
Kansas St.	1	27 - 42 - 1	64.29	255	255.00	0	110.52
Oklahoma St.	1	23 - 48 - 2	47.92	278	278.00	2	101.98
Texas Tech	2	29 - 65 - 0	44.62	322	161.00	3	101.46
West Virginia	2	23 - 43 - 2	53.49	241	120.50	1	98.94

YARDS PER RUSH

Team	G	Att	Yards	Avg/A	Long	TD	Avg/G
Kansas St.	1	40	281	7.03	36	6	281
Texas	2	85	511	6.01	67	8	255.5
Kansas	2	62	345	5.56	27	1	172.5
UCF	2	69	378	5.48	79	3	189
Oklahoma St.	1	24	131	5.46	71	1	131
Texas Tech	2	75	399	5.32	54	3	199.5
Cincinnati	2	84	383	4.56	20	0	191.5
TCU	2	89	385	4.33	31	3	192.5
West Virginia	2	85	358	4.21	35	4	179
Iowa St.	2	61	224	3.67	39	1	112
Oklahoma	2	75	260	3.47	19	3	130
Houston	2	61	195	3.2	20	0	97.5
Baylor	2	74	213	2.88	28	2	106.5
BYU	2	50	79	1.58	29	3	39.5

PASS DEFENSE EFFIC.

Team	G	Comp-Att-Int	Pct.	Yds	Avg/G	TD	Effic
TCU	2	27 - 56 - 2	48.21	367	183.50	0	96.12
Oklahoma	2	41 - 79 - 4	51.90	437	218.50	2	96.59
West Virginia	2	38 - 84 - 0	45.24	459	229.50	3	102.92
Texas	2	38 - 74 - 1	51.35	441	220.50	1	103.17
UCF	2	48 - 76 - 1	63.16	548	274.00	1	125.44
Iowa St.	2	49 - 87 - 3	56.32	644	322.00	5	130.57
Kansas	2	55 - 86 - 3	63.95	682	341.00	3	135.10
Texas Tech	2	42 - 63 - 2	66.67	434	217.00	5	144.37
Houston	2	38 - 59 - 1	64.41	475	237.50	4	151.02
Cincinnati	2	40 - 63 - 0	63.49	547	273.50	3	152.14
BYU	2	37 - 56 - 1	66.07	386	193.00	6	155.76
Baylor	2	32 - 51 - 1	62.75	562	281.00	3	170.80
Oklahoma St.	1	27 - 38 - 0	71.05	348	348.00	3	174.03
Kansas St.	1	14 - 25 - 1	56.00	264	264.00	3	176.30

RUSH ATTEMPTS

Team	G	Att	Yards	Avg/A	Long	TD	Avg/G
TCU	2	89	385	4.33	31	3	192.5
West Virginia	2	85	358	4.21	35	4	179
Texas	2	85	511	6.01	67	8	255.5
Cincinnati	2	84	383	4.56	20	0	191.5
Texas Tech	2	75	399	5.32	54	3	199.5
Oklahoma	2	75	260	3.47	19	3	130
Baylor	2	74	213	2.88	28	2	106.5
UCF	2	69	378	5.48	79	3	189
Kansas	2	62	345	5.56	27	1	172.5
Iowa St.	2	61	224	3.67	39	1	112
Houston	2	61	195	3.2	20	0	97.5
BYU	2	50	79	1.58	29	3	39.5
Kansas St.	1	40	281	7.03	36	6	281
Oklahoma St.	1	24	131	5.46	71	1	131



**2023-24 Big 12 Football
Extended Team Leaders
In Conference games**

RUSH YARDS

Team	G	Att	Yards	Avg/A	Long	TD	Avg/G
Texas	2	85	511	6.01	67	8	255.5
Texas Tech	2	75	399	5.32	54	3	199.5
TCU	2	89	385	4.33	31	3	192.5
Cincinnati	2	84	383	4.56	20	0	191.5
UCF	2	69	378	5.48	79	3	189
West Virginia	2	85	358	4.21	35	4	179
Kansas	2	62	345	5.56	27	1	172.5
Kansas St.	1	40	281	7.03	36	6	281
Oklahoma	2	75	260	3.47	19	3	130
Iowa St.	2	61	224	3.67	39	1	112
Baylor	2	74	213	2.88	28	2	106.5
Houston	2	61	195	3.2	20	0	97.5
Oklahoma St.	1	24	131	5.46	71	1	131
BYU	2	50	79	1.58	29	3	39.5



**2023-24 Big 12 Football
Extended Team Leaders
In Conference games**

PASS OFFENSE

Team	G	Comp-Att-Int	Pct.	Yds	Avg/A	TD	Avg/G
Oklahoma	2	52 - 77 - 1	67.53	688	8.94	4	344.00
Texas	2	44 - 60 - 1	73.33	653	10.88	2	326.50
TCU	2	47 - 78 - 1	60.26	612	7.85	4	306.00
Baylor	2	50 - 87 - 1	57.47	598	6.87	1	299.00
BYU	2	44 - 76 - 2	57.89	582	7.66	4	291.00
Houston	2	46 - 76 - 2	60.53	560	7.37	4	280.00
Oklahoma St.	1	23 - 48 - 2	47.92	278	5.79	2	278.00
Iowa St.	2	46 - 75 - 2	61.33	550	7.33	5	275.00
Kansas St.	1	27 - 42 - 1	64.29	255	6.07	0	255.00
UCF	2	27 - 51 - 2	52.94	498	9.76	5	249.00
Cincinnati	2	45 - 79 - 3	56.96	491	6.22	3	245.50
Texas Tech	2	29 - 65 - 0	44.62	322	4.95	3	161.00
Kansas	2	23 - 40 - 0	57.50	266	6.65	4	133.00
West Virginia	2	23 - 43 - 2	53.49	241	5.60	1	120.50

PASS COMP. PCT

Team	G	Comp-Att-Int	Pct.	Yds	Avg/A	TD	Avg/G
Texas	2	44 - 60 - 1	73.33	653	10.88	2	326.50
Oklahoma	2	52 - 77 - 1	67.53	688	8.94	4	344.00
Kansas St.	1	27 - 42 - 1	64.29	255	6.07	0	255.00
Iowa St.	2	46 - 75 - 2	61.33	550	7.33	5	275.00
Houston	2	46 - 76 - 2	60.53	560	7.37	4	280.00
TCU	2	47 - 78 - 1	60.26	612	7.85	4	306.00
BYU	2	44 - 76 - 2	57.89	582	7.66	4	291.00
Kansas	2	23 - 40 - 0	57.50	266	6.65	4	133.00
Baylor	2	50 - 87 - 1	57.47	598	6.87	1	299.00
Cincinnati	2	45 - 79 - 3	56.96	491	6.22	3	245.50
West Virginia	2	23 - 43 - 2	53.49	241	5.60	1	120.50
UCF	2	27 - 51 - 2	52.94	498	9.76	5	249.00
Oklahoma St.	1	23 - 48 - 2	47.92	278	5.79	2	278.00
Texas Tech	2	29 - 65 - 0	44.62	322	4.95	3	161.00

PASS DEFENSE

Team	G	Comp-Att-Int	Pct.	Yds	Avg/A	TD	Avg/G
TCU	2	27 - 56 - 2	48.21	367	6.55	0	183.50
BYU	2	37 - 56 - 1	66.07	386	6.89	6	193.00
Texas Tech	2	42 - 63 - 2	66.67	434	6.89	5	217.00
Oklahoma	2	41 - 79 - 4	51.90	437	5.53	2	218.50
Texas	2	38 - 74 - 1	51.35	441	5.96	1	220.50
West Virginia	2	38 - 84 - 0	45.24	459	5.46	3	229.50
Houston	2	38 - 59 - 1	64.41	475	8.05	4	237.50
Kansas St.	1	14 - 25 - 1	56.00	264	10.56	3	264.00
Cincinnati	2	40 - 63 - 0	63.49	547	8.68	3	273.50
UCF	2	48 - 76 - 1	63.16	548	7.21	1	274.00
Baylor	2	32 - 51 - 1	62.75	562	11.02	3	281.00
Iowa St.	2	49 - 87 - 3	56.32	644	7.40	5	322.00
Kansas	2	55 - 86 - 3	63.95	682	7.93	3	341.00
Oklahoma St.	1	27 - 38 - 0	71.05	348	9.16	3	348.00

PASS YDS/COMP.

Team	G	Comp-Att-Int	Pct.	Yds	Avg/A	TD	Avg/G
Texas	2	44 - 60 - 1	73.33	653	10.88	2	326.50
UCF	2	27 - 51 - 2	52.94	498	9.76	5	249.00
Oklahoma	2	52 - 77 - 1	67.53	688	8.94	4	344.00
Kansas	2	23 - 40 - 0	57.50	266	6.65	4	133.00
TCU	2	47 - 78 - 1	60.26	612	7.85	4	306.00
Iowa St.	2	46 - 75 - 2	61.33	550	7.33	5	275.00
Houston	2	46 - 76 - 2	60.53	560	7.37	4	280.00
BYU	2	44 - 76 - 2	57.89	582	7.66	4	291.00
Baylor	2	50 - 87 - 1	57.47	598	6.87	1	299.00
Cincinnati	2	45 - 79 - 3	56.96	491	6.22	3	245.50
Kansas St.	1	27 - 42 - 1	64.29	255	6.07	0	255.00
Oklahoma St.	1	23 - 48 - 2	47.92	278	5.79	2	278.00
Texas Tech	2	29 - 65 - 0	44.62	322	4.95	3	161.00
West Virginia	2	23 - 43 - 2	53.49	241	5.60	1	120.50

PASS ATTEMPTS

Team	G	Comp-Att-Int	Pct.	Yds	Avg/A	TD	Avg/G
Baylor	2	50 - 87 - 1	57.47	598	6.87	1	299.00
Cincinnati	2	45 - 79 - 3	56.96	491	6.22	3	245.50
TCU	2	47 - 78 - 1	60.26	612	7.85	4	306.00
Oklahoma	2	52 - 77 - 1	67.53	688	8.94	4	344.00
Houston	2	46 - 76 - 2	60.53	560	7.37	4	280.00
BYU	2	44 - 76 - 2	57.89	582	7.66	4	291.00
Iowa St.	2	46 - 75 - 2	61.33	550	7.33	5	275.00
Texas Tech	2	29 - 65 - 0	44.62	322	4.95	3	161.00
Texas	2	44 - 60 - 1	73.33	653	10.88	2	326.50
UCF	2	27 - 51 - 2	52.94	498	9.76	5	249.00
Oklahoma St.	1	23 - 48 - 2	47.92	278	5.79	2	278.00
West Virginia	2	23 - 43 - 2	53.49	241	5.60	1	120.50
Kansas St.	1	27 - 42 - 1	64.29	255	6.07	0	255.00
Kansas	2	23 - 40 - 0	57.50	266	6.65	4	133.00

PASS YDS/ATT.

Team	G	Comp-Att-Int	Pct.	Yds	Avg/A	TD	Avg/G
Texas	2	44 - 60 - 1	73.33	653	10.88	2	326.50
UCF	2	27 - 51 - 2	52.94	498	9.76	5	249.00
Oklahoma	2	52 - 77 - 1	67.53	688	8.94	4	344.00
BYU	2	44 - 76 - 2	57.89	582	7.66	4	291.00
TCU	2	47 - 78 - 1	60.26	612	7.85	4	306.00
Iowa St.	2	46 - 75 - 2	61.33	550	7.33	5	275.00
Houston	2	46 - 76 - 2	60.53	560	7.37	4	280.00
Baylor	2	50 - 87 - 1	57.47	598	6.87	1	299.00
Kansas	2	23 - 40 - 0	57.50	266	6.65	4	133.00
Cincinnati	2	45 - 79 - 3	56.96	491	6.22	3	245.50
West Virginia	2	23 - 43 - 2	53.49	241	5.60	1	120.50
Texas Tech	2	29 - 65 - 0	44.62	322	4.95	3	161.00
Kansas St.	1	27 - 42 - 1	64.29	255	6.07	0	255.00
Oklahoma St.	1	23 - 48 - 2	47.92	278	5.79	2	278.00



**2023-24 Big 12 Football
Extended Team Leaders
In Conference games**

PASS COMPLETIONS

Team	G	Comp-Att-Int	Pct.	Yds	Avg/A	TD	Avg/G
Oklahoma	2	52 - 77 - 1	67.53	688	8.94	4	344.00
Baylor	2	50 - 87 - 1	57.47	598	6.87	1	299.00
TCU	2	47 - 78 - 1	60.26	612	7.85	4	306.00
Iowa St.	2	46 - 75 - 2	61.33	550	7.33	5	275.00
Houston	2	46 - 76 - 2	60.53	560	7.37	4	280.00
Cincinnati	2	45 - 79 - 3	56.96	491	6.22	3	245.50
Texas	2	44 - 60 - 1	73.33	653	10.88	2	326.50
BYU	2	44 - 76 - 2	57.89	582	7.66	4	291.00
Texas Tech	2	29 - 65 - 0	44.62	322	4.95	3	161.00
UCF	2	27 - 51 - 2	52.94	498	9.76	5	249.00
Kansas St.	1	27 - 42 - 1	64.29	255	6.07	0	255.00
West Virginia	2	23 - 43 - 2	53.49	241	5.60	1	120.50
Oklahoma St.	1	23 - 48 - 2	47.92	278	5.79	2	278.00
Kansas	2	23 - 40 - 0	57.50	266	6.65	4	133.00

PASS INTERCEPTIONS

Team	G	Comp-Att-Int	Pct.	Yds	Avg/A	TD	Avg/G
Texas Tech	2	29 - 65 - 0	44.62	322	4.95	3	161.00
Kansas	2	23 - 40 - 0	57.50	266	6.65	4	133.00
Texas	2	44 - 60 - 1	73.33	653	10.88	2	326.50
TCU	2	47 - 78 - 1	60.26	612	7.85	4	306.00
Oklahoma	2	52 - 77 - 1	67.53	688	8.94	4	344.00
Kansas St.	1	27 - 42 - 1	64.29	255	6.07	0	255.00
Baylor	2	50 - 87 - 1	57.47	598	6.87	1	299.00
West Virginia	2	23 - 43 - 2	53.49	241	5.60	1	120.50
UCF	2	27 - 51 - 2	52.94	498	9.76	5	249.00
Oklahoma St.	1	23 - 48 - 2	47.92	278	5.79	2	278.00
Iowa St.	2	46 - 75 - 2	61.33	550	7.33	5	275.00
Houston	2	46 - 76 - 2	60.53	560	7.37	4	280.00
BYU	2	44 - 76 - 2	57.89	582	7.66	4	291.00
Cincinnati	2	45 - 79 - 3	56.96	491	6.22	3	245.50

PASS YARDS

Team	G	Comp-Att-Int	Pct.	Yds	Avg/A	TD	Avg/G
Oklahoma	2	52 - 77 - 1	67.53	688	8.94	4	344.00
Texas	2	44 - 60 - 1	73.33	653	10.88	2	326.50
TCU	2	47 - 78 - 1	60.26	612	7.85	4	306.00
Baylor	2	50 - 87 - 1	57.47	598	6.87	1	299.00
BYU	2	44 - 76 - 2	57.89	582	7.66	4	291.00
Houston	2	46 - 76 - 2	60.53	560	7.37	4	280.00
Iowa St.	2	46 - 75 - 2	61.33	550	7.33	5	275.00
UCF	2	27 - 51 - 2	52.94	498	9.76	5	249.00
Cincinnati	2	45 - 79 - 3	56.96	491	6.22	3	245.50
Texas Tech	2	29 - 65 - 0	44.62	322	4.95	3	161.00
Oklahoma St.	1	23 - 48 - 2	47.92	278	5.79	2	278.00
Kansas	2	23 - 40 - 0	57.50	266	6.65	4	133.00
Kansas St.	1	27 - 42 - 1	64.29	255	6.07	0	255.00
West Virginia	2	23 - 43 - 2	53.49	241	5.60	1	120.50

PASSING TDS

Team	G	Comp-Att-Int	Pct.	Yds	Avg/A	TD	Avg/G
UCF	2	27 - 51 - 2	52.94	498	9.76	5	249.00
Iowa St.	2	46 - 75 - 2	61.33	550	7.33	5	275.00
TCU	2	47 - 78 - 1	60.26	612	7.85	4	306.00
Oklahoma	2	52 - 77 - 1	67.53	688	8.94	4	344.00
Kansas	2	23 - 40 - 0	57.50	266	6.65	4	133.00
Houston	2	46 - 76 - 2	60.53	560	7.37	4	280.00
BYU	2	44 - 76 - 2	57.89	582	7.66	4	291.00
Texas Tech	2	29 - 65 - 0	44.62	322	4.95	3	161.00
Cincinnati	2	45 - 79 - 3	56.96	491	6.22	3	245.50
Texas	2	44 - 60 - 1	73.33	653	10.88	2	326.50
Oklahoma St.	1	23 - 48 - 2	47.92	278	5.79	2	278.00
West Virginia	2	23 - 43 - 2	53.49	241	5.60	1	120.50
Baylor	2	50 - 87 - 1	57.47	598	6.87	1	299.00
Kansas St.	1	27 - 42 - 1	64.29	255	6.07	0	255.00

FIELD GOALS

Team	G	Made	Att	Pct
Texas Tech	2	2	2	100
Oklahoma St.	1	2	2	100
Kansas	2	1	1	100
Iowa St.	2	4	4	100
Oklahoma	2	4	5	80
Cincinnati	2	4	5	80
Baylor	2	4	5	80
West Virginia	2	3	4	75
BYU	2	2	3	66.67
Texas	2	3	6	50
Kansas St.	1	1	2	50
Houston	2	2	4	50
TCU	2	3	8	37.5
UCF	2	1	4	25

PATS KICKS MADE

Team	G	Made	Att	Pct
UCF	2	9	9	100
Texas	2	9	9	100
Texas Tech	2	8	8	100
Oklahoma	2	8	8	100
BYU	2	8	8	100
Kansas	2	7	7	100
TCU	2	6	7	85.71
Iowa St.	2	6	6	100
West Virginia	2	5	5	100
Kansas St.	1	5	6	83.33
Houston	2	5	5	100
Oklahoma St.	1	3	3	100
Cincinnati	2	3	3	100
Baylor	2	2	2	100



**2023-24 Big 12 Football
Extended Team Leaders
In Conference games**

FIELD GOALS ATTEMPTED

Team	G	Made	Att	Pct
TCU	2	3	8	37.5
Texas	2	3	6	50
Oklahoma	2	4	5	80
Cincinnati	2	4	5	80
Baylor	2	4	5	80
West Virginia	2	3	4	75
UCF	2	1	4	25
Iowa St.	2	4	4	100
Houston	2	2	4	50
BYU	2	2	3	66.67
Texas Tech	2	2	2	100
Oklahoma St.	1	2	2	100
Kansas St.	1	1	2	50
Kansas	2	1	1	100

NET YARDS PER PUNT

Team	G	No.	Yards	Avg/P	Ret.	Avg/R	TB	Net/P
Kansas St.	1	1	69	69.00	12	12.00	0	57.00
Cincinnati	2	7	318	45.43	6	3.00	0	44.57
Kansas	2	8	356	44.50	0	0.00	0	44.50
West Virginia	2	11	476	43.27	1	0.33	0	43.18
Oklahoma St.	1	8	344	43.00	15	5.00	0	41.13
Texas Tech	2	10	493	49.30	44	11.00	2	40.90
BYU	2	7	341	48.71	15	5.00	2	40.86
Houston	2	9	365	40.56	7	7.00	0	39.78
Texas	2	4	179	44.75	0	0.00	1	39.75
TCU	2	7	306	43.71	31	10.33	0	39.29
Oklahoma	2	8	305	38.13	2	1.00	0	37.88
Iowa St.	2	12	465	38.75	2	1.00	1	36.92
Baylor	2	7	309	44.14	59	11.80	0	35.71
UCF	2	4	146	36.50	18	6.00	0	32.00

FIELD GOALS MADE

Team	G	Made	Att	Pct
Oklahoma	2	4	5	80
Iowa St.	2	4	4	100
Cincinnati	2	4	5	80
Baylor	2	4	5	80
West Virginia	2	3	4	75
Texas	2	3	6	50
TCU	2	3	8	37.5
Texas Tech	2	2	2	100
Oklahoma St.	1	2	2	100
Houston	2	2	4	50
BYU	2	2	3	66.67
UCF	2	1	4	25
Kansas St.	1	1	2	50
Kansas	2	1	1	100

AVG YARDS PER PUNT

Team	G	No.	Yards	Avg/P	Ret.	Avg/R	TB	Net/P
Iowa St.	2	12	465	38.75	2	1.00	1	36.92
West Virginia	2	11	476	43.27	1	0.33	0	43.18
Texas Tech	2	10	493	49.30	44	11.00	2	40.90
Houston	2	9	365	40.56	7	7.00	0	39.78
Oklahoma St.	1	8	344	43.00	15	5.00	0	41.13
Oklahoma	2	8	305	38.13	2	1.00	0	37.88
Kansas	2	8	356	44.50	0	0.00	0	44.50
TCU	2	7	306	43.71	31	10.33	0	39.29
Cincinnati	2	7	318	45.43	6	3.00	0	44.57
BYU	2	7	341	48.71	15	5.00	2	40.86
Baylor	2	7	309	44.14	59	11.80	0	35.71
UCF	2	4	146	36.50	18	6.00	0	32.00
Texas	2	4	179	44.75	0	0.00	1	39.75
Kansas St.	1	1	69	69.00	12	12.00	0	57.00

PAT KICKING

Team	G	Made	Att	Pct
West Virginia	2	5	5	100
UCF	2	9	9	100
Texas Tech	2	8	8	100
Texas	2	9	9	100
Oklahoma St.	1	3	3	100
Oklahoma	2	8	8	100
Kansas	2	7	7	100
Iowa St.	2	6	6	100
Houston	2	5	5	100
Cincinnati	2	3	3	100
BYU	2	8	8	100
Baylor	2	2	2	100
TCU	2	6	7	85.71
Kansas St.	1	5	6	83.33

NUMBER OF PUNTS

Team	G	No.	Yards	Avg/P	Ret.	Avg/R	TB	Net/P
Iowa St.	2	12	465	38.75	2	1.00	1	36.92
West Virginia	2	11	476	43.27	1	0.33	0	43.18
Texas Tech	2	10	493	49.30	44	11.00	2	40.90
Houston	2	9	365	40.56	7	7.00	0	39.78
Oklahoma St.	1	8	344	43.00	15	5.00	0	41.13
Oklahoma	2	8	305	38.13	2	1.00	0	37.88
Kansas	2	8	356	44.50	0	0.00	0	44.50
TCU	2	7	306	43.71	31	10.33	0	39.29
Cincinnati	2	7	318	45.43	6	3.00	0	44.57
BYU	2	7	341	48.71	15	5.00	2	40.86
Baylor	2	7	309	44.14	59	11.80	0	35.71
UCF	2	4	146	36.50	18	6.00	0	32.00
Texas	2	4	179	44.75	0	0.00	1	39.75
Kansas St.	1	1	69	69.00	12	12.00	0	57.00



**2023-24 Big 12 Football
Extended Team Leaders
In Conference games**

PAT KICK ATTEMPTS

Team	G	Made	Att	Pct
UCF	2	9	9	100
Texas	2	9	9	100
Texas Tech	2	8	8	100
Oklahoma	2	8	8	100
BYU	2	8	8	100
TCU	2	6	7	85.71
Kansas	2	7	7	100
Kansas St.	1	5	6	83.33
Iowa St.	2	6	6	100
West Virginia	2	5	5	100
Houston	2	5	5	100
Oklahoma St.	1	3	3	100
Cincinnati	2	3	3	100
Baylor	2	2	2	100

YARDS PUNTED

Team	G	No.	Yards	Avg/P	Ret.	Avg/R	TB	Net/P
Texas Tech	2	10	493	49.30	44	11.00	2	40.90
West Virginia	2	11	476	43.27	1	0.33	0	43.18
Iowa St.	2	12	465	38.75	2	1.00	1	36.92
Houston	2	9	365	40.56	7	7.00	0	39.78
Kansas	2	8	356	44.50	0	0.00	0	44.50
Oklahoma St.	1	8	344	43.00	15	5.00	0	41.13
BYU	2	7	341	48.71	15	5.00	2	40.86
Cincinnati	2	7	318	45.43	6	3.00	0	44.57
Baylor	2	7	309	44.14	59	11.80	0	35.71
TCU	2	7	306	43.71	31	10.33	0	39.29
Oklahoma	2	8	305	38.13	2	1.00	0	37.88
Texas	2	4	179	44.75	0	0.00	1	39.75
UCF	2	4	146	36.50	18	6.00	0	32.00
Kansas St.	1	1	69	69.00	12	12.00	0	57.00

PUNT RETURN AVG

Team	G	No	Yards	TD	Long	Avg.
West Virginia	2	5	77	0	20	15.4
Kansas	2	1	13	0	13	13
Texas	2	4	51	0	40	12.75
UCF	2	2	20	0	12	10
Baylor	2	2	18	0	16	9
Texas Tech	2	1	7	1	7	7
Iowa St.	2	3	15	0	10	5
Oklahoma	2	3	9	0	7	3
Cincinnati	2	4	4	0	12	1
TCU	2	3	1	0	5	0.33
Oklahoma St.	1	0	0	0	0	0
Kansas St.	1	1	0	0	0	0
Houston	2	2	-2	0	0	-1
BYU	2	1	-1	0	0	-1

KICK RETURNS

Team	G	No.	Yards	TD	Long	Avg.
Houston	2	8	228	1	98	28.50
UCF	2	7	162	0	51	23.14
Texas Tech	2	7	220	1	100	31.43
Kansas	2	5	79	0	24	15.80
Baylor	2	5	105	0	34	21.00
Oklahoma	2	4	74	0	25	18.50
Kansas St.	1	4	50	0	19	12.50
West Virginia	2	3	49	0	18	16.33
Texas	2	3	12	0	8	4.00
TCU	2	3	71	0	28	23.67
BYU	2	3	43	0	25	14.33
Oklahoma St.	1	0	0	0	0	0.00
Iowa St.	2	0	0	0	0	0.00
Cincinnati	2	0	0	0	0	0.00

PUNT RETURNS

Team	G	No	Yards	TD	Long	Avg.
West Virginia	2	5	77	0	20	15.4
Texas	2	4	51	0	40	12.75
Cincinnati	2	4	4	0	12	1
TCU	2	3	1	0	5	0.33
Oklahoma	2	3	9	0	7	3
Iowa St.	2	3	15	0	10	5
UCF	2	2	20	0	12	10
Houston	2	2	-2	0	0	-1
Baylor	2	2	18	0	16	9
Texas Tech	2	1	7	1	7	7
Kansas St.	1	1	0	0	0	0
Kansas	2	1	13	0	13	13
BYU	2	1	-1	0	0	-1
Oklahoma St.	1	0	0	0	0	0

KICK RETURN YARDS

Team	G	No.	Yards	TD	Long	Avg.
Houston	2	8	228	1	98	28.50
Texas Tech	2	7	220	1	100	31.43
UCF	2	7	162	0	51	23.14
Baylor	2	5	105	0	34	21.00
Kansas	2	5	79	0	24	15.80
Oklahoma	2	4	74	0	25	18.50
TCU	2	3	71	0	28	23.67
Kansas St.	1	4	50	0	19	12.50
West Virginia	2	3	49	0	18	16.33
BYU	2	3	43	0	25	14.33
Texas	2	3	12	0	8	4.00
Oklahoma St.	1	0	0	0	0	0.00
Iowa St.	2	0	0	0	0	0.00
Cincinnati	2	0	0	0	0	0.00



**2023-24 Big 12 Football
Extended Team Leaders
In Conference games**

PUNT RETURN YARDS

Team	G	No	Yards	TD	Long	Avg.
West Virginia	2	5	77	0	20	15.4
Texas	2	4	51	0	40	12.75
UCF	2	2	20	0	12	10
Baylor	2	2	18	0	16	9
Iowa St.	2	3	15	0	10	5
Kansas	2	1	13	0	13	13
Oklahoma	2	3	9	0	7	3
Texas Tech	2	1	7	1	7	7
Cincinnati	2	4	4	0	12	1
TCU	2	3	1	0	5	0.33
Oklahoma St.	1	0	0	0	0	0
Kansas St.	1	1	0	0	0	0
BYU	2	1	-1	0	0	-1
Houston	2	2	-2	0	0	-1

KICK RETURN TDS

Team	G	No.	Yards	TD	Long	Avg.
Texas Tech	2	7	220	1	100	31.43
Houston	2	8	228	1	98	28.50
West Virginia	2	3	49	0	18	16.33
UCF	2	7	162	0	51	23.14
Texas	2	3	12	0	8	4.00
TCU	2	3	71	0	28	23.67
Oklahoma St.	1	0	0	0	0	0.00
Oklahoma	2	4	74	0	25	18.50
Kansas St.	1	4	50	0	19	12.50
Kansas	2	5	79	0	24	15.80
Iowa St.	2	0	0	0	0	0.00
Cincinnati	2	0	0	0	0	0.00
BYU	2	3	43	0	25	14.33
Baylor	2	5	105	0	34	21.00

PUNT RETURN TDS

Team	G	No	Yards	TD	Long	Avg.
Texas Tech	2	1	7	1	7	7
West Virginia	2	5	77	0	20	15.4
UCF	2	2	20	0	12	10
Texas	2	4	51	0	40	12.75
TCU	2	3	1	0	5	0.33
Oklahoma St.	1	0	0	0	0	0
Oklahoma	2	3	9	0	7	3
Kansas St.	1	1	0	0	0	0
Kansas	2	1	13	0	13	13
Iowa St.	2	3	15	0	10	5
Houston	2	2	-2	0	0	-1
Cincinnati	2	4	4	0	12	1
BYU	2	1	-1	0	0	-1
Baylor	2	2	18	0	16	9

KICKOFF RETURNS

Team	G	No	Yards	TD	Long	Avg.
West Virginia	2	10	416	0	18	41.6
Texas	2	15	623	0	8	41.53
Texas Tech	2	12	497	1	100	41.42
UCF	2	12	494	0	51	41.17
Baylor	2	10	406	0	34	40.6
BYU	2	12	478	0	25	39.83
Kansas	2	10	396	0	24	39.6
Iowa St.	2	13	513	0	0	39.46
Oklahoma	2	14	550	0	25	39.29
Oklahoma St.	1	5	192	0	0	38.4
Cincinnati	2	9	323	0	0	35.89
Kansas St.	1	8	279	0	19	34.88
Houston	2	9	277	1	98	30.78
TCU	2	13	397	0	28	30.54



**2023-24 Big 12 Football
Extended Team Leaders
In Conference games**

INTERCEPTION RETURN AVG

Team	G	No.	Yards	TD	Long	Avg.
BYU	2	1	42	1	42	42.00
Houston	2	1	35	0	35	35.00
Kansas	2	3	60	1	30	20.00
Texas Tech	2	2	26	0	21	13.00
Oklahoma	2	4	46	1	44	11.50
Iowa St.	2	3	19	0	18	6.33
Texas	2	1	5	0	5	5.00
Baylor	2	1	5	0	5	5.00
UCF	2	1	3	0	3	3.00
TCU	2	2	1	0	1	0.50
West Virginia	2	0	0	0	0	0.00
Oklahoma St.	1	0	0	0	0	0.00
Kansas St.	1	1	0	0	0	0.00
Cincinnati	2	0	0	0	0	0.00

FUMBLE RETURNS

Team	G	No.	Yards	TD	Long	Avg.
West Virginia	2	0	0	0	0	0.00
UCF	2	1	87	1	87	87.00
Texas Tech	2	0	0	0	0	0.00
Texas	2	1	0	0	0	0.00
TCU	2	0	0	0	0	0.00
Oklahoma St.	1	0	0	0	0	0.00
Oklahoma	2	0	0	0	0	0.00
Kansas St.	1	1	0	0	0	0.00
Kansas	2	1	22	1	22	22.00
Iowa St.	2	0	0	0	0	0.00
Houston	2	1	0	0	0	0.00
Cincinnati	2	1	0	0	0	0.00
BYU	2	1	0	0	0	0.00
Baylor	2	3	72	1	72	24.00

INTERCEPTION RETURNS

Team	G	No.	Yards	TD	Long	Avg.
Oklahoma	2	4	46	1	44	11.50
Kansas	2	3	60	1	30	20.00
Iowa St.	2	3	19	0	18	6.33
Texas Tech	2	2	26	0	21	13.00
TCU	2	2	1	0	1	0.50
UCF	2	1	3	0	3	3.00
Texas	2	1	5	0	5	5.00
Kansas St.	1	1	0	0	0	0.00
Houston	2	1	35	0	35	35.00
BYU	2	1	42	1	42	42.00
Baylor	2	1	5	0	5	5.00
West Virginia	2	0	0	0	0	0.00
Oklahoma St.	1	0	0	0	0	0.00
Cincinnati	2	0	0	0	0	0.00

FUMBLE RETURN YARDS

Team	G	No.	Yards	TD	Long	Avg.
UCF	2	1	87	1	87	87.00
Baylor	2	3	72	1	72	24.00
Kansas	2	1	22	1	22	22.00
West Virginia	2	0	0	0	0	0.00
Texas Tech	2	0	0	0	0	0.00
Texas	2	1	0	0	0	0.00
TCU	2	0	0	0	0	0.00
Oklahoma St.	1	0	0	0	0	0.00
Oklahoma	2	0	0	0	0	0.00
Kansas St.	1	1	0	0	0	0.00
Iowa St.	2	0	0	0	0	0.00
Houston	2	1	0	0	0	0.00
Cincinnati	2	1	0	0	0	0.00
BYU	2	1	0	0	0	0.00

INTERCEPTION RET YARDS

Team	G	No.	Yards	TD	Long	Avg.
Kansas	2	3	60	1	30	20.00
Oklahoma	2	4	46	1	44	11.50
BYU	2	1	42	1	42	42.00
Houston	2	1	35	0	35	35.00
Texas Tech	2	2	26	0	21	13.00
Iowa St.	2	3	19	0	18	6.33
Texas	2	1	5	0	5	5.00
Baylor	2	1	5	0	5	5.00
UCF	2	1	3	0	3	3.00
TCU	2	2	1	0	1	0.50
West Virginia	2	0	0	0	0	0.00
Oklahoma St.	1	0	0	0	0	0.00
Kansas St.	1	1	0	0	0	0.00
Cincinnati	2	0	0	0	0	0.00

FUMBLE RETURN TDS

Team	G	No.	Yards	TD	Long	Avg.
UCF	2	1	87	1	87	87.00
Kansas	2	1	22	1	22	22.00
Baylor	2	3	72	1	72	24.00
West Virginia	2	0	0	0	0	0.00
Texas Tech	2	0	0	0	0	0.00
Texas	2	1	0	0	0	0.00
TCU	2	0	0	0	0	0.00
Oklahoma St.	1	0	0	0	0	0.00
Oklahoma	2	0	0	0	0	0.00
Kansas St.	1	1	0	0	0	0.00
Iowa St.	2	0	0	0	0	0.00
Houston	2	1	0	0	0	0.00
Cincinnati	2	1	0	0	0	0.00
BYU	2	1	0	0	0	0.00



INTERCEPTION RETURN TDS

Team	G	No.	Yards	TD	Long	Avg.
Oklahoma	2	4	46	1	44	11.50
Kansas	2	3	60	1	30	20.00
BYU	2	1	42	1	42	42.00
West Virginia	2	0	0	0	0	0.00
UCF	2	1	3	0	3	3.00
Texas Tech	2	2	26	0	21	13.00
Texas	2	1	5	0	5	5.00
TCU	2	2	1	0	1	0.50
Oklahoma St.	1	0	0	0	0	0.00
Kansas St.	1	1	0	0	0	0.00
Iowa St.	2	3	19	0	18	6.33
Houston	2	1	35	0	35	35.00
Cincinnati	2	0	0	0	0	0.00
Baylor	2	1	5	0	5	5.00

FUMBLE RECOVERED

Team	G	No.	Yards	TD	Long	Avg.
Baylor	2	3	72	1	72	24.00
UCF	2	1	87	1	87	87.00
Texas	2	1	0	0	0	0.00
Kansas St.	1	1	0	0	0	0.00
Kansas	2	1	22	1	22	22.00
Houston	2	1	0	0	0	0.00
Cincinnati	2	1	0	0	0	0.00
BYU	2	1	0	0	0	0.00
West Virginia	2	0	0	0	0	0.00
Texas Tech	2	0	0	0	0	0.00
TCU	2	0	0	0	0	0.00
Oklahoma St.	1	0	0	0	0	0.00
Oklahoma	2	0	0	0	0	0.00
Iowa St.	2	0	0	0	0	0.00

FUMBLE RETURN AVG

Team	G	No.	Yards	TD	Long	Avg.
UCF	2	1	87	1	87	87.00
Baylor	2	3	72	1	72	24.00
Kansas	2	1	22	1	22	22.00
West Virginia	2	0	0	0	0	0.00
Texas Tech	2	0	0	0	0	0.00
Texas	2	1	0	0	0	0.00
TCU	2	0	0	0	0	0.00
Oklahoma St.	1	0	0	0	0	0.00
Oklahoma	2	0	0	0	0	0.00
Kansas St.	1	1	0	0	0	0.00
Iowa St.	2	0	0	0	0	0.00
Houston	2	1	0	0	0	0.00
Cincinnati	2	1	0	0	0	0.00
BYU	2	1	0	0	0	0.00

TURNOVER MARGIN

Team	Lost				Gained			Margin	Per/G
	G	Fum	Int	Tot	Fum	Int	Tot		
Kansas	2	1	0	1	1	3	4	3	1.50
Texas Tech	2	0	0	0	0	2	2	2	1.00
Oklahoma	2	1	1	2	0	4	4	2	1.00
Baylor	2	1	1	2	3	1	4	2	1.00
Kansas St.	1	0	1	1	1	1	2	1	1.00
Iowa St.	2	0	2	2	0	3	3	1	0.50
TCU	2	1	1	2	0	2	2	0	0.00
Houston	2	0	2	2	1	1	2	0	0.00
Texas	2	2	1	3	1	1	2	-1	-0.50
BYU	2	1	2	3	1	1	2	-1	-0.50
West Virginia	2	0	2	2	0	0	0	-2	-1.00
UCF	2	2	2	4	1	1	2	-2	-1.00
Oklahoma St.	1	0	2	2	0	0	0	-2	-2.00
Cincinnati	2	1	3	4	1	0	1	-3	-1.50

FIRST DOWNS

Team	G	Rush	Pass	Pen	Total	Avg/G
TCU	2	30	26	2	58	29
Texas	2	22	34	1	57	28.5
Oklahoma	2	17	29	5	51	25.5
Cincinnati	2	21	25	1	47	23.5
Baylor	2	12	27	2	41	20.5
BYU	2	6	29	5	40	20
Texas Tech	2	22	16	1	39	19.5
Houston	2	13	24	1	38	19
West Virginia	2	17	11	9	37	18.5
UCF	2	15	18	4	37	18.5
Iowa St.	2	11	24	1	36	18
Kansas	2	18	14	2	34	17
Kansas St.	1	12	16	4	32	32
Oklahoma St.	1	6	12	0	18	18

3RD-DOWN CONVERSIONS

Team	G	Conv.	Att.	Pct.
Kansas St.	1	9	15	60
Texas	2	12	24	50
Houston	2	13	30	43.33
Baylor	2	15	36	41.67
UCF	2	10	25	40
Oklahoma	2	12	30	40
BYU	2	10	25	40
TCU	2	12	31	38.71
Cincinnati	2	12	33	36.36
Iowa St.	2	10	32	31.25
Oklahoma St.	1	5	17	29.41
Texas Tech	2	8	29	27.59
West Virginia	2	7	26	26.92
Kansas	2	4	16	25



1ST DOWNS RUSHING

Team	G	Rush	Pass	Pen	Total	Avg/G
TCU	2	30	26	2	58	29
Texas Tech	2	22	16	1	39	19.5
Texas	2	22	34	1	57	28.5
Cincinnati	2	21	25	1	47	23.5
Kansas	2	18	14	2	34	17
West Virginia	2	17	11	9	37	18.5
Oklahoma	2	17	29	5	51	25.5
UCF	2	15	18	4	37	18.5
Houston	2	13	24	1	38	19
Kansas St.	1	12	16	4	32	32
Baylor	2	12	27	2	41	20.5
Iowa St.	2	11	24	1	36	18
Oklahoma St.	1	6	12	0	18	18
BYU	2	6	29	5	40	20

OPT 3RD-DN CONVERT

Team	G	Conv.	Att.	Pct.
Texas	2	5	26	19.23
Oklahoma	2	7	30	23.33
West Virginia	2	8	34	23.53
TCU	2	8	28	28.57
Oklahoma St.	1	6	17	35.29
Iowa St.	2	11	31	35.48
Baylor	2	8	22	36.36
Cincinnati	2	10	27	37.04
Kansas St.	1	5	12	41.67
Texas Tech	2	12	28	42.86
Houston	2	12	26	46.15
BYU	2	13	26	50
Kansas	2	15	29	51.72
UCF	2	19	33	57.58

1ST DOWNS PASSING

Team	G	Rush	Pass	Pen	Total	Avg/G
Texas	2	22	34	1	57	28.5
Oklahoma	2	17	29	5	51	25.5
BYU	2	6	29	5	40	20
Baylor	2	12	27	2	41	20.5
TCU	2	30	26	2	58	29
Cincinnati	2	21	25	1	47	23.5
Iowa St.	2	11	24	1	36	18
Houston	2	13	24	1	38	19
UCF	2	15	18	4	37	18.5
Texas Tech	2	22	16	1	39	19.5
Kansas St.	1	12	16	4	32	32
Kansas	2	18	14	2	34	17
Oklahoma St.	1	6	12	0	18	18
West Virginia	2	17	11	9	37	18.5

4TH-DOWN CONVERSIONS

Team	G	Conv.	Att.	Pct.
Texas	2	2	2	100
Oklahoma	2	4	4	100
UCF	2	3	4	75
Texas Tech	2	6	9	66.67
Oklahoma St.	1	2	3	66.67
Iowa St.	2	2	3	66.67
TCU	2	3	5	60
West Virginia	2	2	4	50
Kansas St.	1	1	2	50
BYU	2	2	4	50
Cincinnati	2	2	7	28.57
Baylor	2	1	6	16.67
Kansas	2	0	3	0
Houston	2	0	5	0

1ST DOWNS BY PENALTY

Team	G	Rush	Pass	Pen	Total	Avg/G
West Virginia	2	17	11	9	37	18.5
Oklahoma	2	17	29	5	51	25.5
BYU	2	6	29	5	40	20
UCF	2	15	18	4	37	18.5
Kansas St.	1	12	16	4	32	32
TCU	2	30	26	2	58	29
Kansas	2	18	14	2	34	17
Baylor	2	12	27	2	41	20.5
Texas Tech	2	22	16	1	39	19.5
Texas	2	22	34	1	57	28.5
Iowa St.	2	11	24	1	36	18
Houston	2	13	24	1	38	19
Cincinnati	2	21	25	1	47	23.5
Oklahoma St.	1	6	12	0	18	18

OPP 4TH-DN CONVERT

Team	G	Conv.	Att.	Pct.
Texas	2	1	7	14.29
TCU	2	1	7	14.29
BYU	2	1	4	25
UCF	2	1	3	33.33
Oklahoma	2	2	6	33.33
Texas Tech	2	1	2	50
Kansas St.	1	1	2	50
West Virginia	2	6	10	60
Kansas	2	4	6	66.67
Houston	2	3	4	75
Iowa St.	2	5	6	83.33
Oklahoma St.	1	1	1	100
Cincinnati	2	1	1	100
Baylor	2	2	2	100



**2023-24 Big 12 Football
Extended Team Leaders
In Conference games**

OPPONENT 1ST DOWNS

Team	G	Rush	Pass	Pen	Total	Avg/G
Kansas St.	1	6	10	3	19	19
Oklahoma St.	1	2	17	1	20	20
Texas	2	8	20	2	30	15
TCU	2	13	15	5	33	16.5
Oklahoma	2	17	19	1	37	18.5
Cincinnati	2	9	26	3	38	19
West Virginia	2	23	18	0	41	20.5
Texas Tech	2	17	20	5	42	21
Baylor	2	17	23	2	42	21
Iowa St.	2	19	25	4	48	24
BYU	2	27	21	1	49	24.5
UCF	2	20	29	5	54	27
Kansas	2	15	38	3	56	28
Houston	2	29	24	3	56	28



**2023-24 Big 12 Football
Extended Team Leaders
In Conference games**

SACKS BY

Team	G	No.	Yards	Avg/G
West Virginia	2	7	43	3.5
TCU	2	6	34	3
UCF	2	5	57	2.5
Texas	2	5	29	2.5
Kansas	2	5	31	2.5
Kansas St.	1	4	30	4
Houston	2	4	17	2
Baylor	2	4	19	2
Oklahoma	2	3	18	1.5
Texas Tech	2	2	13	1
Iowa St.	2	2	23	1
Cincinnati	2	2	14	1
BYU	2	2	22	1
Oklahoma St.	1	0	0	0

KICKOFF COVERAGE

Team	G	No	Yards	Avg.	Ret.	TB	NetAvg
West Virginia	2	10	632	63.2	151	3	50.8
Texas	2	15	970	64.67	47	12	43.87
Texas Tech	2	12	755	62.92	58	8	27.92
UCF	2	12	724	60.33	140	4	38.5
Baylor	2	10	592	59.2	79	2	36.7
BYU	2	12	750	62.5	47	9	40.17
Kansas	2	10	621	62.1	25	8	34.2
Iowa St.	2	13	823	63.31	65	9	43.31
Oklahoma	2	14	873	62.36	0	9	38.5
Oklahoma St.	1	5	275	55	0	2	45
Cincinnati	2	9	518	57.56	27	5	39.78
Kansas St.	1	8	506	63.25	95	4	40.13
Houston	2	9	567	63	140	6	21
TCU	2	13	716	55.08	219	4	41.92

SACKS AGAINST

Team	G	No.	Yards	Avg/G
West Virginia	2	1	6	0.5
Oklahoma St.	1	1	17	1
Kansas St.	1	1	7	1
Kansas	2	1	12	0.5
Iowa St.	2	1	4	0.5
Texas Tech	2	3	21	1.5
Oklahoma	2	3	20	1.5
Cincinnati	2	3	24	1.5
BYU	2	3	26	1.5
UCF	2	5	34	2.5
Texas	2	5	20	2.5
Houston	2	7	41	3.5
TCU	2	8	39	4
Baylor	2	9	79	4.5

RED ZONE OFFENSE

Team	G	Scores	Pct.	TDs	(R-P)	FGs	TurnO
Oklahoma St.	1	2 - 2	100.00	2	1 - 1	0 - 0	0
Kansas	2	4 - 4	100.00	3	0 - 3	1 - 1	0
Iowa St.	2	2 - 2	100.00	1	1 - 0	1 - 1	0
Texas	2	8 - 9	88.89	5	4 - 1	3 - 4	0
Kansas St.	1	6 - 7	85.71	5	5 - 0	1 - 2	0
BYU	2	6 - 7	85.71	4	2 - 2	2 - 3	0
West Virginia	2	5 - 6	83.33	4	3 - 1	1 - 1	1
Texas Tech	2	5 - 6	83.33	4	2 - 2	1 - 1	1
UCF	2	4 - 5	80.00	3	2 - 1	1 - 2	0
Oklahoma	2	8 - 10	80.00	5	3 - 2	3 - 4	1
TCU	2	3 - 5	60.00	2	2 - 0	1 - 1	2
Houston	2	3 - 5	60.00	2	0 - 2	1 - 1	2
Baylor	2	7 - 13	53.85	3	2 - 1	4 - 5	4
Cincinnati	2	2 - 4	50.00	0	0 - 0	2 - 3	1

PENALTIES

Team	G	No.	Yards	Avg/G
West Virginia	2	5	30	15
Oklahoma St.	1	3	25	25
Texas	2	6	54	27
BYU	2	7	55	27.5
Baylor	2	8	56	28
Iowa St.	2	11	81	40.5
Cincinnati	2	9	83	41.5
Oklahoma	2	13	88	44
Kansas	2	10	90	45
Texas Tech	2	10	101	50.5
Houston	2	11	107	53.5
TCU	2	14	114	57
Kansas St.	1	5	63	63
UCF	2	17	154	77

RED ZONE DEFENSE

Team	G	Scores	Pct.	TDs	(R-P)	FGs	TurnO
Texas	2	2 - 6	33.33	0	0 - 0	2 - 2	3
Oklahoma	2	1 - 3	33.33	0	0 - 0	1 - 2	1
West Virginia	2	2 - 4	50.00	1	0 - 1	1 - 1	2
TCU	2	3 - 6	50.00	2	2 - 0	1 - 1	3
Cincinnati	2	5 - 7	71.43	3	2 - 1	2 - 3	1
Baylor	2	5 - 7	71.43	4	3 - 1	1 - 3	0
UCF	2	11 - 14	78.57	8	7 - 1	3 - 5	1
Iowa St.	2	6 - 7	85.71	5	3 - 2	1 - 2	0
Houston	2	6 - 7	85.71	5	4 - 1	1 - 1	1
Texas Tech	2	5 - 5	100.00	4	1 - 3	1 - 1	0
Oklahoma St.	1	1 - 1	100.00	1	1 - 0	0 - 0	0
Kansas St.	1	2 - 2	100.00	1	1 - 0	1 - 1	0
Kansas	2	10 - 10	100.00	6	3 - 3	4 - 4	0
BYU	2	6 - 6	100.00	3	0 - 3	3 - 3	0



OPPONENT PENALTIES

Team	G	No.	Yards	Avg/G
Kansas St.	1	10	80	80
West Virginia	2	16	135	67.5
BYU	2	14	133	66.5
UCF	2	9	98	49
Baylor	2	9	94	47
Oklahoma St.	1	5	40	40
Houston	2	8	80	40
Cincinnati	2	12	78	39
TCU	2	9	70	35
Texas Tech	2	7	67	33.5
Kansas	2	7	64	32
Oklahoma	2	8	61	30.5
Iowa St.	2	8	60	30
Texas	2	7	41	20.5

TIME OF POSSESSION

Team	G	Total possession	Avg/G
Baylor	2	69:01	34:31
Kansas St.	1	34:23	34:23
West Virginia	2	68:17	34:08
Cincinnati	2	67:26	33:43
Texas	2	66:11	33:05
Iowa St.	2	61:37	30:49
Houston	2	61:11	30:35
Oklahoma	2	60:39	30:19
TCU	2	60:33	30:17
BYU	2	55:04	27:32
Oklahoma St.	1	25:19	25:19
UCF	2	50:06	25:03
Texas Tech	2	49:59	24:59
Kansas	2	48:22	24:11



INDIVIDUAL PLAYER GAME HIGHS

Points scored	
24	DJ Giddens (Kansas St.) vs UCF (09/23/2023)
12	Garrett Greene (West Virginia) at TCU (09/30/2023)
12	Dillon Gabriel (Oklahoma) vs Iowa St. (09/30/2023)
12	Zach Schmit (Oklahoma) vs Iowa St. (09/30/2023)
12	Jonathon Brooks (Texas) vs Kansas (09/30/2023)
12	Quinn Ewers (Texas) vs Kansas (09/30/2023)
12	Tahj Brooks (Texas Tech) vs Houston (09/30/2023)
12	Loic Fouonji (Texas Tech) vs Houston (09/30/2023)
12	LJ Martin (BYU) vs Cincinnati (09/29/2023)
12	Chamon Metayer (Cincinnati) at BYU (09/29/2023)
12	Will Howard (Kansas St.) vs UCF (09/23/2023)
12	Kobe Hudson (UCF) at Kansas St. (09/23/2023)
12	Jonathon Brooks (Texas) at Baylor (09/23/2023)
12	Daniel Jackson (Iowa St.) vs Oklahoma St. (09/23/2023)
12	Luke Grimm (Kansas) vs BYU (09/23/2023)
12	Griffin Kell (TCU) at Houston (09/16/2023)
Touchdowns	
4	DJ Giddens (Kansas St.) vs UCF (09/23/2023)
2	Garrett Greene (West Virginia) at TCU (09/30/2023)
2	Dillon Gabriel (Oklahoma) vs Iowa St. (09/30/2023)
2	Quinn Ewers (Texas) vs Kansas (09/30/2023)
2	Jonathon Brooks (Texas) vs Kansas (09/30/2023)
2	Tahj Brooks (Texas Tech) vs Houston (09/30/2023)
2	Loic Fouonji (Texas Tech) vs Houston (09/30/2023)
2	LJ Martin (BYU) vs Cincinnati (09/29/2023)
2	Chamon Metayer (Cincinnati) at BYU (09/29/2023)
2	Will Howard (Kansas St.) vs UCF (09/23/2023)
2	Kobe Hudson (UCF) at Kansas St. (09/23/2023)
2	Jonathon Brooks (Texas) at Baylor (09/23/2023)
2	Daniel Jackson (Iowa St.) vs Oklahoma St. (09/23/2023)
2	Luke Grimm (Kansas) vs BYU (09/23/2023)
TD responsibility	
5	Dillon Gabriel (Oklahoma) vs Iowa St. (09/30/2023) [2r,3p]
Points scored kicking	
12	Zach Schmit (Oklahoma) vs Iowa St. (09/30/2023) [2fg,6pat]
12	Griffin Kell (TCU) at Houston (09/16/2023) [3fg,3pat]
Total offense yards	
403	Dillon Gabriel (Oklahoma) vs Iowa St. (09/30/2023) [37r,366p]
394	Donovan Smith (Houston) at Texas Tech (09/30/2023) [59r,335p]
Total offense plays	
56	Kedon Slovis (BYU) at Kansas (09/23/2023) [5r,51p]
56	Emory Jones (Cincinnati) vs Oklahoma (09/23/2023) [15r,41p]
Total offense yards/play	
35	Xavier Worthy (Texas) at Baylor (09/23/2023) [35-1]
21.2	Cam'Ron Valdez (Texas Tech) vs Houston (09/30/2023) [106-5]
Rushing yards	
217	Jonathon Brooks (Texas) vs Kansas (09/30/2023)
207	DJ Giddens (Kansas St.) vs UCF (09/23/2023)
Rushing attempts	
30	DJ Giddens (Kansas St.) vs UCF (09/23/2023)
25	Tahj Brooks (Texas Tech) at West Virginia (09/23/2023)
Yards per rush	



**2023-24 Big 12 Football
Conference Individual Game Highs
In Conference games**

21.2	Cam'Ron Valdez (Texas Tech) vs Houston (09/30/2023) [106-5]
20	Xavier Townsend (UCF) vs Baylor (09/30/2023) [20-1]
Rushing TDs	
4	DJ Giddens (Kansas St.) vs UCF (09/23/2023)
2	Garrett Greene (West Virginia) at TCU (09/30/2023)
2	Dillon Gabriel (Oklahoma) vs Iowa St. (09/30/2023)
2	Quinn Ewers (Texas) vs Kansas (09/30/2023)
2	Jonathon Brooks (Texas) vs Kansas (09/30/2023)
2	Tahj Brooks (Texas Tech) vs Houston (09/30/2023)
2	LJ Martin (BYU) vs Cincinnati (09/29/2023)
2	Will Howard (Kansas St.) vs UCF (09/23/2023)
2	Jonathon Brooks (Texas) at Baylor (09/23/2023)
Longest rush	
79	Johnny Richardson (UCF) vs Baylor (09/30/2023)
71	Ollie Gordon (Oklahoma St.) at Iowa St. (09/23/2023)
Passing yards	
366	Dillon Gabriel (Oklahoma) vs Iowa St. (09/30/2023)
357	Kedon Slovis (BYU) at Kansas (09/23/2023)
Passing attempts	
51	Kedon Slovis (BYU) at Kansas (09/23/2023)
48	Alan Bowman (Oklahoma St.) at Iowa St. (09/23/2023)
Passing TDs	
4	Donovan Smith (Houston) at Texas Tech (09/30/2023)
3	Dillon Gabriel (Oklahoma) vs Iowa St. (09/30/2023)
3	Emory Jones (Cincinnati) at BYU (09/29/2023)
3	Timmy McClain (UCF) at Kansas St. (09/23/2023)
3	Rocco Becht (Iowa St.) vs Oklahoma St. (09/23/2023)
3	Jalon Daniels (Kansas) vs BYU (09/23/2023)
Longest pass	
69	Timmy McClain (UCF) at Kansas St. (09/23/2023)
67	Rocco Becht (Iowa St.) at Oklahoma (09/30/2023)
Passes completed	
30	Kedon Slovis (BYU) at Kansas (09/23/2023)
29	Donovan Smith (Houston) at Texas Tech (09/30/2023)
Had intercepted	
2	Rocco Becht (Iowa St.) at Oklahoma (09/30/2023)
2	Nicco Marchiol (West Virginia) vs Texas Tech (09/23/2023)
2	Alan Bowman (Oklahoma St.) at Iowa St. (09/23/2023)
2	Kedon Slovis (BYU) at Kansas (09/23/2023)
2	Emory Jones (Cincinnati) vs Oklahoma (09/23/2023)
2	Donovan Smith (Houston) vs TCU (09/16/2023)
Pass completion pct	
100	J.J. Kohl (Iowa St.) at Oklahoma (09/30/2023) [4-4]
100	LJ Martin (BYU) vs Cincinnati (09/29/2023) [1-1]
100	Xavier Worthy (Texas) at Baylor (09/23/2023) [1-1]
100	Traylon Ray (West Virginia) vs Texas Tech (09/23/2023) [1-1]
Pass yards/attempt	
35	Xavier Worthy (Texas) at Baylor (09/23/2023) [35-1]
21	Traylon Ray (West Virginia) vs Texas Tech (09/23/2023) [21-1]
Pass yards/catch	
35	Xavier Worthy (Texas) at Baylor (09/23/2023) [35-1]
21	Traylon Ray (West Virginia) vs Texas Tech (09/23/2023) [21-1]
Receiving yards	
150	Monaray Baldwin (Baylor) at UCF (09/30/2023)
146	Jaylin Noel (Iowa St.) vs Oklahoma St. (09/23/2023)



**2023-24 Big 12 Football
Conference Individual Game Highs
In Conference games**

Receptions	
10	Adonai Mitchell (Texas) vs Kansas (09/30/2023)
9	Samuel Brown (Houston) at Texas Tech (09/30/2023)
Yards per catch	
70	JP Richardson (TCU) vs West Virginia (09/30/2023) [3-87]
68	DJ Giddens (Kansas St.) vs UCF (09/23/2023) [8-86]
Receiving TDs	
2	Chamon Metayer (Cincinnati) at BYU (09/29/2023)
2	Kobe Hudson (UCF) at Kansas St. (09/23/2023)
2	Daniel Jackson (Iowa St.) vs Oklahoma St. (09/23/2023)
2	Luke Grimm (Kansas) vs BYU (09/23/2023)
Longest reception	
69	Kobe Hudson (UCF) at Kansas St. (09/23/2023)
67	Jayden Higgins (Iowa St.) at Oklahoma (09/30/2023)
Field goal attempts	
5	Griffin Kell (TCU) at Houston (09/16/2023)
4	Bert Auburn (Texas) vs Kansas (09/30/2023)
Field goals made	
3	Griffin Kell (TCU) at Houston (09/16/2023)
2	Zach Schmit (Oklahoma) vs Iowa St. (09/30/2023)
2	Chase Contreras (Iowa St.) at Oklahoma (09/30/2023)
2	Isaiah Hankins (Baylor) at UCF (09/30/2023)
2	Bert Auburn (Texas) vs Kansas (09/30/2023)
2	Carter Brown (Cincinnati) at BYU (09/29/2023)
2	Isaiah Hankins (Baylor) vs Texas (09/23/2023)
2	Michael Hayes (West Virginia) vs Texas Tech (09/23/2023)
2	Gino Garcia (Texas Tech) at West Virginia (09/23/2023)
2	Alex Hale (Oklahoma St.) at Iowa St. (09/23/2023)
2	Chase Contreras (Iowa St.) vs Oklahoma St. (09/23/2023)
2	Will Ferrin (BYU) at Kansas (09/23/2023)
2	Zach Schmit (Oklahoma) at Cincinnati (09/23/2023)
2	Carter Brown (Cincinnati) vs Oklahoma (09/23/2023)
2	Jack Martin (Houston) vs TCU (09/16/2023)
Longest field goal	
54	Carter Brown (Cincinnati) vs Oklahoma (09/23/2023)
53	Alex Hale (Oklahoma St.) at Iowa St. (09/23/2023)
53	Griffin Kell (TCU) at Houston (09/16/2023)
Field goal pct	
100	Chase Contreras (Iowa St.) at Oklahoma (09/30/2023) [2-2]
100	Carter Brown (Cincinnati) at BYU (09/29/2023) [2-2]
100	Isaiah Hankins (Baylor) vs Texas (09/23/2023) [2-2]
100	Gino Garcia (Texas Tech) at West Virginia (09/23/2023) [2-2]
100	Michael Hayes (West Virginia) vs Texas Tech (09/23/2023) [2-2]
100	Alex Hale (Oklahoma St.) at Iowa St. (09/23/2023) [2-2]
100	Chase Contreras (Iowa St.) vs Oklahoma St. (09/23/2023) [2-2]
100	Will Ferrin (BYU) at Kansas (09/23/2023) [2-2]
100	Seth Keller (Kansas) vs BYU (09/23/2023) [1-1]
100	Zach Schmit (Oklahoma) at Cincinnati (09/23/2023) [2-2]
PAT kicks attempted	
7	Gino Garcia (Texas Tech) vs Houston (09/30/2023)
PAT kicks made	
7	Gino Garcia (Texas Tech) vs Houston (09/30/2023)
PAT kicks pct	
100	Michael Hayes (West Virginia) at TCU (09/30/2023) [3-3]
100	Griffin Kell (TCU) vs West Virginia (09/30/2023) [3-3]



**2023-24 Big 12 Football
Conference Individual Game Highs
In Conference games**

100	Zach Schmit (Oklahoma) vs Iowa St. (09/30/2023) [6-6]
100	Chase Contreras (Iowa St.) at Oklahoma (09/30/2023) [2-2]
100	Isaiah Hankins (Baylor) at UCF (09/30/2023) [2-2]
100	Colton Boomer (UCF) vs Baylor (09/30/2023) [5-5]
100	Seth Keller (Kansas) at Texas (09/30/2023) [2-2]
100	Bert Auburn (Texas) vs Kansas (09/30/2023) [4-4]
100	Gino Garcia (Texas Tech) vs Houston (09/30/2023) [7-7]
100	Jack Martin (Houston) at Texas Tech (09/30/2023) [4-4]
100	Will Ferrin (BYU) vs Cincinnati (09/29/2023) [5-5]
100	Carter Brown (Cincinnati) at BYU (09/29/2023) [3-3]
100	Colton Boomer (UCF) at Kansas St. (09/23/2023) [4-4]
100	Bert Auburn (Texas) at Baylor (09/23/2023) [5-5]
100	Michael Hayes (West Virginia) vs Texas Tech (09/23/2023) [2-2]
100	Gino Garcia (Texas Tech) at West Virginia (09/23/2023) [1-1]
100	Alex Hale (Oklahoma St.) at Iowa St. (09/23/2023) [3-3]
100	Chase Contreras (Iowa St.) vs Oklahoma St. (09/23/2023) [4-4]
100	Seth Keller (Kansas) vs BYU (09/23/2023) [5-5]
100	Will Ferrin (BYU) at Kansas (09/23/2023) [3-3]
100	Zach Schmit (Oklahoma) at Cincinnati (09/23/2023) [2-2]
100	Jack Martin (Houston) vs TCU (09/16/2023) [1-1]
Punts	
8	Hudson Kaak (Oklahoma St.) at Iowa St. (09/23/2023)
8	Tyler Perkins (Iowa St.) vs Oklahoma St. (09/23/2023)
Yards punted	
329	Hudson Kaak (Oklahoma St.) at Iowa St. (09/23/2023) [8-329]
326	Tyler Perkins (Iowa St.) vs Oklahoma St. (09/23/2023) [8-326]
Longest punt	
69	Jack Blumer (Kansas St.) vs UCF (09/23/2023)
Punting avg	
57	Jack Blumer (Kansas St.) vs UCF (09/23/2023) [57-1]
Punt returns	
3	Xavier Worthy (Texas) at Baylor (09/23/2023)
3	Preston Fox (West Virginia) vs Texas Tech (09/23/2023)
3	Jaylin Noel (Iowa St.) vs Oklahoma St. (09/23/2023)
Punt return yards	
48	Xavier Worthy (Texas) at Baylor (09/23/2023)
45	Preston Fox (West Virginia) vs Texas Tech (09/23/2023)
Longest punt return	
40	Xavier Worthy (Texas) at Baylor (09/23/2023)
20	Preston Fox (West Virginia) vs Texas Tech (09/23/2023)
Punt return avg	
16	Preston Fox (West Virginia) at TCU (09/30/2023) [32-2]
16	Xavier Worthy (Texas) at Baylor (09/23/2023) [48-3]
Kick returns	
5	Drae McCray (Texas Tech) at West Virginia (09/23/2023)
Kick return yards	
132	Matthew Golden (Houston) vs TCU (09/16/2023)
112	Drae McCray (Texas Tech) vs Houston (09/30/2023)
Kick return avg	
56	Drae McCray (Texas Tech) vs Houston (09/30/2023) [112-2]
51	Johnny Richardson (UCF) at Kansas St. (09/23/2023) [51-1]
Longest kick return	
100	Drae McCray (Texas Tech) vs Houston (09/30/2023)
98	Matthew Golden (Houston) vs TCU (09/16/2023)
Kick return TDs	



**2023-24 Big 12 Football
Conference Individual Game Highs
In Conference games**

1	Dræ McCray (Texas Tech) vs Houston (09/30/2023)
1	Matthew Golden (Houston) vs TCU (09/16/2023)
Combined PR/KR yards	
132	Matthew Golden (Houston) vs TCU (09/16/2023) [0pr,132kr]
112	Dræ McCray (Texas Tech) vs Houston (09/30/2023) [0pr,112kr]
Interceptions	
1	Gentry Williams (Oklahoma) vs Iowa St. (09/30/2023)
1	Billy Bowman (Oklahoma) vs Iowa St. (09/30/2023)
1	Jeremiah Cooper (Iowa St.) at Oklahoma (09/30/2023)
1	Caden Jenkins (Baylor) at UCF (09/30/2023)
1	Cornell Wheeler (Kansas) at Texas (09/30/2023)
1	Jakob Robinson (BYU) vs Cincinnati (09/29/2023)
1	Jacob Parrish (Kansas St.) vs UCF (09/23/2023)
1	Corey Thornton (UCF) at Kansas St. (09/23/2023)
1	Jaylan Ford (Texas) at Baylor (09/23/2023)
1	Ben Roberts (Texas Tech) at West Virginia (09/23/2023)
1	Malik Dunlap (Texas Tech) at West Virginia (09/23/2023)
1	Beau Freyler (Iowa St.) vs Oklahoma St. (09/23/2023)
1	T.J. Tampa (Iowa St.) vs Oklahoma St. (09/23/2023)
1	Cobee Bryant (Kansas) vs BYU (09/23/2023)
1	Kenny Logan Jr. (Kansas) vs BYU (09/23/2023)
1	Billy Bowman (Oklahoma) at Cincinnati (09/23/2023)
1	Key Lawrence (Oklahoma) at Cincinnati (09/23/2023)
1	Malik Fleming (Houston) vs TCU (09/16/2023)
1	Bud Clark (TCU) at Houston (09/16/2023)
1	Zach Marcheselli (TCU) at Houston (09/16/2023)
Interception return yds	
44	Billy Bowman (Oklahoma) vs Iowa St. (09/30/2023)
42	Jakob Robinson (BYU) vs Cincinnati (09/29/2023)
Interception return avg	
44	Billy Bowman (Oklahoma) vs Iowa St. (09/30/2023) [44-1]
42	Jakob Robinson (BYU) vs Cincinnati (09/29/2023) [42-1]
Longest interception rtn	
44	Billy Bowman (Oklahoma) vs Iowa St. (09/30/2023)
42	Jakob Robinson (BYU) vs Cincinnati (09/29/2023)
All-purpose yards	
293	DJ Giddens (Kansas St.) vs UCF (09/23/2023)
240	Jonathon Brooks (Texas) vs Kansas (09/30/2023)
Tackles	
16	Max Tooley (BYU) vs Cincinnati (09/29/2023) [9-7]
Sacks	
2	Tre'mon Morris-Brash (UCF) vs Baylor (09/30/2023) [0-2]
2	Matt Jones (Baylor) vs Texas (09/23/2023) [0-2]
2	Byron Murphy II (Texas) at Baylor (09/23/2023) [0-2]
2	Paul Oyewale (TCU) at Houston (09/16/2023) [0-2]
Tackles for loss	
3.5	Matt Jones (Baylor) at UCF (09/30/2023) [3-1]
3.5	Matt Jones (Baylor) vs Texas (09/23/2023) [3-1]
3.5	Danny Stutsman (Oklahoma) at Cincinnati (09/23/2023) [3-1]



**2023-24 Big 12 Football
Conference Individual Game Highs
In Conference games**

200-Yard Rushing Performances	
217	Jonathon Brooks (Texas) vs Kansas (09/30/2023)
207	DJ Giddens (Kansas St.) vs UCF (09/23/2023)
100-Yard Rushing Performances	
217	Jonathon Brooks (Texas) vs Kansas (09/30/2023)
207	DJ Giddens (Kansas St.) vs UCF (09/23/2023)
149	Tahj Brooks (Texas Tech) at West Virginia (09/23/2023)
126	Emani Bailey (TCU) at Houston (09/16/2023)
121	Ollie Gordon (Oklahoma St.) at Iowa St. (09/23/2023)
106	Tahj Brooks (Texas Tech) vs Houston (09/30/2023)
106	Cam'Ron Valdez (Texas Tech) vs Houston (09/30/2023)
106	Jonathon Brooks (Texas) at Baylor (09/23/2023)
105	Johnny Richardson (UCF) vs Baylor (09/30/2023)
100	Richard Reese (Baylor) at UCF (09/30/2023)
Number of 100-Yard Rushing Performances	
2	Jonathon Brooks, Texas
2	Tahj Brooks, Texas Tech
1	DJ Giddens, Kansas St.
1	Emani Bailey, TCU
1	Ollie Gordon, Oklahoma St.
1	Cam'Ron Valdez, Texas Tech
1	Johnny Richardson, UCF
1	Richard Reese, Baylor
500-Yard Passing Performances	
400-Yard Passing Performances	
300-Yard Passing Performances	
366	Dillon Gabriel (Oklahoma) vs Iowa St. (09/30/2023)
357	Kedon Slovis (BYU) at Kansas (09/23/2023)
348	Rocco Becht (Iowa St.) vs Oklahoma St. (09/23/2023)
335	Donovan Smith (Houston) at Texas Tech (09/30/2023)
325	Quinn Ewers (Texas) vs Kansas (09/30/2023)
322	Dillon Gabriel (Oklahoma) at Cincinnati (09/23/2023)
314	Chandler Morris (TCU) at Houston (09/16/2023)
Number of 300-Yard Passing Performances	
2	Dillon Gabriel, Oklahoma
1	Kedon Slovis, BYU
1	Rocco Becht, Iowa St.
1	Donovan Smith, Houston
1	Quinn Ewers, Texas
1	Chandler Morris, TCU
200-Yard Receiving Performances	
100-Yard Receiving Performances	
150	Monaray Baldwin (Baylor) at UCF (09/30/2023)
146	Jaylin Noel (Iowa St.) vs Oklahoma St. (09/23/2023)
141	Adonai Mitchell (Texas) vs Kansas (09/30/2023)
138	Kobe Hudson (UCF) at Kansas St. (09/23/2023)
131	Chase Roberts (BYU) vs Cincinnati (09/29/2023)
117	Andrel Anthony (Oklahoma) at Cincinnati (09/23/2023)
113	Javon Baker (UCF) vs Baylor (09/30/2023)
113	Samuel Brown (Houston) at Texas Tech (09/30/2023)
110	Ja'Tavion Sanders (Texas) at Baylor (09/23/2023)
Number of 100-Yard Receiving Performances	
1	Monaray Baldwin, Baylor
1	Jaylin Noel, Iowa St.
1	Adonai Mitchell, Texas



**2023-24 Big 12 Football
Conference Individual Game Highs
In Conference games**

- 1 Kobe Hudson, UCF
- 1 Chase Roberts, BYU
- 1 Andrel Anthony, Oklahoma
- 1 Javon Baker, UCF
- 1 Samuel Brown, Houston
- 1 Ja'Tavion Sanders, Texas



**2023-24 Big 12 Football
Team Highs
In Conference games**

POINTS	50	Oklahoma vs Iowa St. (09/30/2023)
POINTS SCORED KICKING	12	Oklahoma vs Iowa St. (09/30/2023)
	12	TCU at Houston (09/16/2023)
TOUCHDOWNS	7	Texas Tech vs Houston (09/30/2023)
TOTAL OFFENSE YARDS	661	Texas vs Kansas (09/30/2023)
TOTAL OFFENSE PLAYS	88	TCU at Houston (09/16/2023)
TOTAL OFFENSE YARDS/PLAY	8.5	Texas at Baylor (09/23/2023)
RUSHING YARDS	336	Texas vs Kansas (09/30/2023)
RUSHING ATTEMPTS	51	Texas vs Kansas (09/30/2023)
	51	TCU at Houston (09/16/2023)
YARDS PER RUSH	7.0	Kansas St. vs UCF (09/23/2023)
RUSHING TDS	6	Kansas St. vs UCF (09/23/2023)
LONGEST RUSH	79	UCF vs Baylor (09/30/2023)
PASSING YARDS	366	Oklahoma vs Iowa St. (09/30/2023)
PASSING ATTEMPTS	53	Baylor vs Texas (09/23/2023)
PASSING TDS	4	Houston at Texas Tech (09/30/2023)
LONGEST PASS	69	UCF at Kansas St. (09/23/2023)
PASSES COMPLETED	30	BYU at Kansas (09/23/2023)
HAD INTERCEPTED	2	Iowa St. at Oklahoma (09/30/2023)
	2	West Virginia vs Texas Tech (09/23/2023)
	2	Oklahoma St. at Iowa St. (09/23/2023)
	2	BYU at Kansas (09/23/2023)
	2	Cincinnati vs Oklahoma (09/23/2023)
	2	Houston vs TCU (09/16/2023)
PASS COMPLETION PCT	76.0	Texas at Baylor (09/23/2023)
PASSING YARDS/ATTEMPT	13.1	Texas at Baylor (09/23/2023)
YARDS PER CATCH	18.9	UCF at Kansas St. (09/23/2023)
FIELD GOAL ATTEMPTS	5	TCU at Houston (09/16/2023)
FIELD GOALS MADE	3	TCU at Houston (09/16/2023)
LONGEST FIELD GOAL	54	Cincinnati vs Oklahoma (09/23/2023)
FIELD GOAL PCT	100.0	Iowa St. at Oklahoma (09/30/2023)
	100.0	Cincinnati at BYU (09/29/2023)
	100.0	Baylor vs Texas (09/23/2023)
	100.0	Texas Tech at West Virginia (09/23/2023)
	100.0	West Virginia vs Texas Tech (09/23/2023)
	100.0	Iowa St. vs Oklahoma St. (09/23/2023)
	100.0	Oklahoma St. at Iowa St. (09/23/2023)
	100.0	BYU at Kansas (09/23/2023)
	100.0	Kansas vs BYU (09/23/2023)
	100.0	Oklahoma at Cincinnati (09/23/2023)
PAT KICKS ATTEMPTED	7	Texas Tech vs Houston (09/30/2023)
PAT KICKS MADE	7	Texas Tech vs Houston (09/30/2023)



**2023-24 Big 12 Football
Team Highs
In Conference games**

PAT KICKS PCT	100.0	TCU vs West Virginia (09/30/2023)
	100.0	West Virginia at TCU (09/30/2023)
	100.0	Iowa St. at Oklahoma (09/30/2023)
	100.0	Oklahoma vs Iowa St. (09/30/2023)
	100.0	Baylor at UCF (09/30/2023)
	100.0	UCF vs Baylor (09/30/2023)
	100.0	Texas vs Kansas (09/30/2023)
	100.0	Kansas at Texas (09/30/2023)
	100.0	Texas Tech vs Houston (09/30/2023)
	100.0	Houston at Texas Tech (09/30/2023)
	100.0	BYU vs Cincinnati (09/29/2023)
	100.0	Cincinnati at BYU (09/29/2023)
	100.0	UCF at Kansas St. (09/23/2023)
	100.0	Texas at Baylor (09/23/2023)
	100.0	Texas Tech at West Virginia (09/23/2023)
	100.0	West Virginia vs Texas Tech (09/23/2023)
	100.0	Iowa St. vs Oklahoma St. (09/23/2023)
	100.0	Oklahoma St. at Iowa St. (09/23/2023)
	100.0	BYU at Kansas (09/23/2023)
	100.0	Kansas vs BYU (09/23/2023)
	100.0	Oklahoma at Cincinnati (09/23/2023)
	100.0	Houston vs TCU (09/16/2023)
2 POINTS PATS MADE	2	Baylor at UCF (09/30/2023)
PUNTS	8	Iowa St. vs Oklahoma St. (09/23/2023)
	8	Oklahoma St. at Iowa St. (09/23/2023)
LONGEST PUNT	69	Kansas St. vs UCF (09/23/2023)
YARDS PUNTED	329	Oklahoma St. at Iowa St. (09/23/2023)
PUNTING AVG	57.0	Kansas St. vs UCF (09/23/2023)
PUNT RETURNS	4	Texas at Baylor (09/23/2023)
PUNT RETURN YARDS	51	Texas at Baylor (09/23/2023)
PUNT RETURN AVG	16.0	West Virginia at TCU (09/30/2023)
LONGEST PUNT RETURN	40	Texas at Baylor (09/23/2023)
KICK RETURN	6	Houston vs TCU (09/16/2023)
KICK RETURN YARDS	201	Houston vs TCU (09/16/2023)
KICK RETURN AVERAGE	56.0	Texas Tech vs Houston (09/30/2023)
LONGEST KICK RETURN	100	Texas Tech vs Houston (09/30/2023)
KICK RETURN TDS	1	Texas Tech vs Houston (09/30/2023)
	1	Houston vs TCU (09/16/2023)
INTERCEPTIONS	2	Oklahoma vs Iowa St. (09/30/2023)
	2	Texas Tech at West Virginia (09/23/2023)
	2	Iowa St. vs Oklahoma St. (09/23/2023)
	2	Kansas vs BYU (09/23/2023)
	2	Oklahoma at Cincinnati (09/23/2023)
	2	TCU at Houston (09/16/2023)
INTERCEPTION RETURN YARDS	54	Kansas vs BYU (09/23/2023)
INTERCEPTION RETURN AVERAGE	42.0	BYU vs Cincinnati (09/29/2023)
LONGEST INTERCEPTION RETURN	44	Oklahoma vs Iowa St. (09/30/2023)
INTERCEPTION RETURN TDS	1	Oklahoma vs Iowa St. (09/30/2023)
	1	BYU vs Cincinnati (09/29/2023)
	1	Kansas vs BYU (09/23/2023)
FUMBLES LOST	2	Texas at Baylor (09/23/2023)
FUMBLES RECOVERED	2	Baylor vs Texas (09/23/2023)
SACKED BY OPP	6	Houston vs TCU (09/16/2023)
QB SACKS	8	Cincinnati vs Oklahoma (09/23/2023)
TURNOVERS COMMITTED	3	BYU at Kansas (09/23/2023)



**2023-24 Big 12 Football
Team Highs
In Conference games**

TURNOVERS CAUSED	3	Kansas vs BYU (09/23/2023)
KICKS BLOCKED	2	TCU vs West Virginia (09/30/2023)
FIRST DOWNS	13	TCU at Houston (09/16/2023)
1ST DOWN RUSHING	18	TCU at Houston (09/16/2023)
1ST DOWN PASSING	19	Texas vs Kansas (09/30/2023)
	19	BYU at Kansas (09/23/2023)
1ST DOWN BY PENALTY	5	West Virginia vs Texas Tech (09/23/2023)
PENALTIES	10	UCF at Kansas St. (09/23/2023)
PENALTIES YARDS	96	Texas Tech at West Virginia (09/23/2023)