



Texas Tech RED RAIDER FOOTBALL

40 BOWL APPEARANCES // 11 CONFERENCE CHAMPIONSHIPS // 593 ALL-TIME VICTORIES

GAME

8



TEXAS TECH RED RAIDERS

3-4, 2-2 Big 12

LaVell Edwards Stadium (63,470) | Provo, Utah | 6 p.m. CT | FS1 | Texas Tech Sports Network

VS

BYU COUGARS

4-2, 1-2 Big 12



2023 SCHEDULE/RESULTS

Overall: 3-4 | Big 12: 2-2 | H: 2-2 | A: 1-2 | N: 0-0

SEPTEMBER • (2-3)

2	at Wyoming	L, 33-35 (20T)	CBS
9	#13 OREGON	L, 30-38	FOX
16	TARLETON STATE	W, 41-3	Big 12 Now
23	at West Virginia*	L, 13-20	Big 12 Now
30	HOUSTON*	W, 49-28	FS2

OCTOBER • (1-1)

7	at Baylor*	W, 39-14	ESPN2
14	KANSAS STATE*	L, 21-38	FS1
21	at BYU*	6 p.m.	FS1

NOVEMBER • (0-0)

2	TCU*	6 p.m.	FS1
11	at Kansas*	TBD	TBD
18	UCF*	TBD	TBD
24	at Texas*	6:30 p.m.	ABC

DECEMBER • (0-0)

2	Big 12 Championship	11 a.m.	ABC
---	---------------------	---------	-----

TV: FOX SPORTS 1

- Play-by-Play: Alex Faust
- Analyst: Petros Papadakis
- Producer: Brad Weimer



RADIO: TEXAS TECH SPORTS NETWORK

- Play-by-Play: Brian Jensen
- Analyst: John Harris
- Sideline Reporter: Chris Level
- SiriusXM: Channel 135 or 199
- National Radio: None
- Mobile App: Varsity Network (Texas Tech)



SOCIAL MEDIA: #WreckEm

- Twitter: @TexasTechFB
- YouTube: TexasTechAthletics
- Instagram: @TexasTech_FB
- Facebook: TexasTechFootball

TEXAS TECH COACHING STAFF

SIDELINE

- **Joey McGuire**, Head Coach (Second Season)
- **Zach Kittley**, Offensive Coordinator/QBs (Second Season)
- **Kenny Perry**, Assoc. H.C./STs/RBs (Second Season)
- **C.J. Ah You**, Outside Linebackers (Second Season)
- **Josh Bookbinder**, Inside Linebackers (Second Season)
- **Zarnell Fitch**, Defensive Line (Second Season)
- **Stephen Hamby**, Offensive Line (Second Season)
- **Justin Johnson**, Passing Game Coord./WRs (First Season)
- **Marcel Yates**, Passing Game Coord./DBs (Second Season)

PRESSBOX

- **Tim DeRuyter**, Defensive Coordinator (Second Season)
- **Josh Cochran**, Tight Ends (Second Season)

TEXAS TECH RED RAIDERS

Rankings	AP: NR	Coaches: NR
Last Game	Lost to Kansas State, 38-21	
Streak	Lost 1	
Head Coach	Joey McGuire	
Career Record	11-9 (2nd Season)	
Record at Texas Tech	Same	
Record vs. BYU	First Meeting	

BYU COUGARS

Rankings	AP: NR	Coaches: NR
Last Game	Lost at TCU, 44-11	
Streak	Lost 1	
Head Coach	Kalani Sitake	
Career Record	60-36 (8th Season)	
Record at BYU	Same	
Record vs. Texas Tech	First Meeting	

SATURDAY STORYLINES



TEXAS TECH SET FOR FIRST TRIP TO UTAH

Texas Tech will make its first-ever trip to the state of Utah on Saturday when the Red Raiders face BYU at 6 p.m. CT inside LaVell Edwards Stadium in Provo. It will be only the second all-time meeting between the Red Raiders and Cougars as Texas Tech prevailed, 21-20, in the only other contest in 1940. The Red Raiders will look to get back on track against the Cougars as Texas Tech won its last road game, downing Baylor, 39-14, in Waco. A win would also bring the Red Raiders back to .500 on the season entering the month of November.



BROOKS AMONG NATION'S BEST RUSHERS

While he may have narrowly missed out on a fifth-consecutive 100-yard game against Kansas State, Tahj Brooks remains one of the nation's leading rushers entering this week as he is fifth in the FBS with 786 rushing yards and sixth in rushing yards per game (112.3). Brooks needs 214 yards over the final five games of the season to become only the second 1,000-yard rusher for the Red Raiders since Texas Tech moved to a spread offense in 2000. He would also move into the top 10 in the career rushing record book with 201 additional rushing yards.



ROBERTS PACES RED RAIDER DEFENSE

Ben Roberts has excelled since being thrust into the starting lineup as only a redshirt freshman against Oregon in only the second game of the season. Since then, Roberts has reached double digits for tackles in four of six games as he leads the Red Raiders with 56 stops already this season. Among freshmen nationally, Roberts ranks second in the FBS with 56 total tackles this season and third for tackles per game (8.0). He leads all Big 12 freshmen in both categories and ranks fifth overall in the conference for total tackles per game.

RED RAIDERS BY THE NUMBERS

2

This weekend's matchup will place the NCAA FBS level's top two active punters for career average against each other in Texas Tech's Austin McNamara (46.1) and BYU's Ryan Rehkow (47.1).

22

BYU will be the 22nd different team Jaylon Hutchings has potentially made a start against during his career as he has started in 53-consecutive games, the second-longest active streak in the FBS.

786

Tahj Brooks' 786 rushing yards in only seven games are already the most by a Red Raider since Justin Stockton had 797 in 2017 and is on pace to be the most in a season since Ricky Williams in 1998.

SERIES HISTORY



BYU (1-0)

SERIES HISTORY

Date	Loc.	W/L	TTU	BYU	Att.
Oct. 18, 1940	H	W	21	20	7,000

KEY:

*Big 12 Conference game

TEAM NOTEBOOK

INSIDE THE BYU SERIES

- This will only be the second all-time meeting between Texas Tech and BYU as the two schools previously met in Lubbock during the 1940 season. The Red Raiders won that game, 21-20, for their third of eight-consecutive victories that season as part of a 9-1-1 overall record.
- The 83-year gap between games with Texas Tech and BYU is the third-longest between meetings of teams facing each on the 2023 football slate. Nevada and USC previously met Sept. 2 after 94 years since their last matchup. Louisiana Tech and Jacksonville State, meanwhile, close the regular season against each other Nov. 18 in what will be their first meeting since 1939 (84 years).
- Texas Tech has never played a football game in the state of Utah until this weekend. In its history, Texas Tech has faced three other schools from the state of Utah with previous contests against Utah (2-0), Utah State (2-0) and Weber State (1-0). It will be the first time Texas Tech has faced a school from the state of Utah since the Red Raiders trounced Weber State, 64-21, in 2010.

LONGEST GAPS BETWEEN SERIES GAMES THIS SEASON

Teams	Date	Last Meeting	Years
Nevada/USC	Sept. 2	1929	94
LA Tech/Jacksonville St.	Nov. 18	1939	84
Texas Tech/BYU	Oct. 21	1940	83

TEXAS TECH-BYU CONNECTIONS

- The trip to Provo will be special for **Austin McNamara's** family as his parents, Brian and Mindy McNamara, are both BYU graduates. Brian McNamara previously played collegiate golf at Long Beach State before earning degrees from the University of Texas and BYU.
- The BYU game will also be a family affair for Texas Tech outside linebackers coach **C.J. Ah You** as he is the uncle to BYU linebacker **Chaz Ah You** and the brother to BYU Assistant Athletics Director for Football Academics **Jasen Ah You** (Chaz' father). His father, **Charles Ah You**, also played running back at BYU as did his brother, **Matt Ah You**.
- While this will be the first time Texas Tech has played at BYU, it will not be for several members of the Red Raiders' coaching staff. Assistant head coach and offensive passing game coordinator **Justin "Juice" Johnson** and defensive graduate assistant **Cole Maxwell** were both part of the Baylor program that traveled to BYU in 2022, which was won by the Cougars, 26-20, in double overtime. Johnson was Baylor's running backs coach in that game, while Maxwell was a senior

defensive lineman, totaling three tackles, a shared tackle for loss and a pass breakup in the loss.

- Texas Tech offensive line coach **Stephen Hamby** was an offensive quality control coach at Western Kentucky in 2020 when the Hilltoppers fell at BYU, 41-10. Hamby was promoted to offensive line coach the following season at WKU.
- Texas Tech defensive coordinator **Tim DeRuyter** likely has the most experience in traveling to Provo on the Red Raider staff as this will be his 10th trip of his career, both as a player and as a coach. Over his successful coaching career, DeRuyter has faced BYU as an assistant coach at both Air Force (1985, 1989-92, 2007-09) and Cal (2018) and as the head coach of Fresno State in 2015. He previously played in Provo as a student-athlete at the Air Force Academy from 1982-84.
- Texas Tech defensive passing game coordinator and secondary coach **Marcel Yates** also has plenty of experience against the Cougars as he has come across BYU six times previously in his career, winning three of those contests during his two stints at Boise State. It will be the third time in Yates' career where he has coached a game in Provo.
- The trip to Provo will be new to many on the Texas Tech staff but facing the Cougars will not be a first for Joey McGuire and two other coaches who were on the Baylor staff that defeated BYU, 38-24, in 2021. McGuire was on a Baylor staff that also featured current Red Raider assistants such as **Justin Johnson** (running backs coach), **Josh Bookbinder** (defensive quality control) and several support staff members.
- BYU junior wide receiver **Keanu Hill** is the son of Texas Tech great **Lloyd Hill**, who remains one of the top wide receivers in school history. Hill starred at Texas Tech from 1990-93 as he was a first team All-American in 1992 and a two-time All-Southwest Conference honoree. Hill became the first Red Raider in program history to record 3,000 career receiving yards as his 3,059 yards through the air still rank fourth in program history.

CAREER NOTABLES VERSUS BYU

- Texas Tech has two members of its roster who have faced BYU previously at previous schools, a small list that includes defensive back **A.J. McCarty** (Baylor) and kickoff specialist **Reese Burkhardt** (UAB). McCarty, who will not play this weekend, had two tackles for Baylor in its visit to Provo in 2022, while Burkhardt kicked off six times with one touchback in UAB's victory in the 2021 Radiance Technologies Independence Bowl. McCarty missed only the BYU game during his 2021 redshirt freshman season with the Bears.

STATISTICAL MATCHUP: TEXAS TECH vs. BYU

CATEGORY	TECH	FBS	BIG 12	BYU	FBS	BIG 12
Scoring Offense	32.3	41s	7th	27.7	75th	10th
Total Offense	410.0	58th	9th	306.0	121nd	14th
Rushing Offense	179.3	43rd	8th	67.5	129th	14th
Passing Offense	230.7	72nd	12th	238.5	62nd	10th
Passing Efficiency	124.60	96th	12th	131.10	79th	11th
Time of Possession	26:56	120th	14th	28:15	107th	12th
Scoring Defense	25.1	64th	9th	26.0	69th	10th
Total Defense	379.3	69th	8th	398.0	96th	13th
Rushing Defense	146.9	74th	9th	149.8	80th	10th
Passing Defense	232.4	79th	8th	248.2	97th	11th
Passing Efficiency Defense	129.20	58th	8th	130.87	66th	9th
QB Sacks Per Game	2.14	72nd	10th	1.17	122nd	14th
Tackles for Loss	6.0	54th	7th	3.8	125th	14th
Net Punting	41.30	26th	6th	43.00	11th	3rd
Punt Returns	18.40	8th	2nd	3.20	115th	14th
Kickoff Returns	25.94	11th	2nd	22.92	36th	7th
Turnover Margin	-0.43	96th	11th	0.67	24th	4th



RED RAIDERS AT NIGHT

- The BYU trip will mark Texas Tech's sixth game that has started at 6 p.m. CT or later already this season as the Red Raiders will play at least eight night contests. The Red Raiders already know three of their final five game times on the year as only the Nov. 11 trip to Kansas and Nov. 18 home finale are still under the 12-day television window. Texas Tech will also have a 6 p.m. start Nov. 2 at home against TCU and a 6:30 p.m. kick Nov. 24 at Texas.
- Dating back to the start of the 2000 campaign, Texas Tech has only played eight or more night games in a season three times previously as the Red Raiders also had eight kicks at 6 p.m. CT or later in both 2009 and 2013 and then nine night kicks in 2000.
- Texas Tech's loss to Kansas State this past weekend dropped the Red Raiders to 47-21 in night games dating back to 2002. That record includes a 4-3 mark under **Joey McGuire** and a 1-2 clip this season as the Red Raiders previously split their opening two games against Oregon and Tarleton State.

POTENT NOTABLES

- Texas Tech had 11 players with at least one start in their career that were unavailable for the Kansas State game. That list accounts for 251 games played in their respective career with 137 starts.
- Texas Tech will need to win three of its final five games this season to play in the postseason for a third-consecutive season and the 41st time in history. The Red Raiders won three of their final five games on the schedule a year ago in the debut season under **Joey McGuire**.
- Texas Tech's three turnovers against Kansas State came back to hurt in the second half as the Wildcats turned those into 14 points. Prior to that game, Texas Tech had surrendered eight turnovers on the season, which had only resulted in 17 points in six games.
- The winner between Texas Tech and Kansas State had been previously decided by one possession or less in each of the last three previous meetings inside Jones AT&T Stadium. K-State's 17-point margin of victory was greater than the combined margin from each of its last three wins in Lubbock coming into the game (11).
- Texas Tech's three scoring drives versus Kansas State were all the result of long drives of 75, 89 and 99 yards. It was the complete opposite of the previous week when the Red Raiders had three touchdown drives of 65 yards or shorter as well as one other resulting in a field goal that was part of a seven-yard drive.
- The Red Raiders' 99-yard scoring drive versus the Wildcats was their longest since going the same distance against Texas State on Sept. 8, 2012.
- The victory over Baylor marked Texas Tech's first in Waco since the series returned to campus sites in 2019. The Red Raiders held the Bears to only 14 points in the win, the fewest for Baylor since Texas Tech held on for a 20-13 victory in 2009, which was the first year the two schools played in the Dallas-Fort Worth metroplex at AT&T Stadium.
- Texas Tech was 6-1 in home games under **Joey McGuire** a year ago but has started 2-2 inside Jones AT&T Stadium this season. The Red Raiders still have two home dates remaining with TCU visiting Nov. 2 followed by UCF on Nov. 18. With a victory in each of those two games, the Red Raiders would finish 4-2 at home, which would mark the first time Texas Tech compiled an above-.500 record at home in consecutive seasons since the 2012-13 campaigns. Prior to McGuire's debut in 2022, Texas Tech had finished with a winning record (above .500) at home only once (2020) over its previous six seasons.

- Texas Tech committed only one penalty against Houston, matching the school record for only the sixth time in history and the first time since facing Kansas in 2021. The Red Raiders' five penalty yards also matched that school record that had been set four times previously, including most recently in that same Kansas victory. It was only the third time in the Big 12 era where Texas Tech had only one penalty and only five penalty yards with the others being in 2016 at TCU and 2021 at Kansas. The Red Raiders currently rank 31st in the FBS and fifth in the Big 12 for fewest penalties per game (4.86) entering this weekend.
- Texas Tech secured its second win of the season after outscoring Houston, 35-7, starting with the 13:45 mark in the second quarter. It marked the first second-half shutout of a Big 12 opponent since Texas Tech defeated No. 15 Oklahoma State to start league play in 2018.
- Texas Tech had given up a single point in the third quarter of its first three Big 12 games until Kansas State totaled 14 points in the frame this past weekend. In fact, the Red Raiders had only surrendered seven points in the third quarter all season, which came in the season opener at Wyoming.
- Texas Tech did not committed a turnover in each of its two Big 12 games against West Virginia and Houston. It marks the first time the Red Raiders have failed to do so over a two-game stretch since 2018 against Oklahoma and Texas. The Red Raiders are now minus-3 in the turnover margin for the season with 10 takeaways and 13 turnovers lost.

TALENTED FRESHMAN CLASS SEEING TIME

- Texas Tech came into this season knowing it had a veteran-laden team but one that would also utilize the fruit of its first two recruiting classes under **Joey McGuire**. Thus far, Texas Tech has utilized 18 redshirt or true freshmen through seven games, including four who have made at least one start in linebacker **Miquel Dingle Jr.**, wide receiver **Coy Eakin**, linebacker **Ben Roberts** and defensive back **Brenden Jordan**. Of that last group, both Dingle and Jordan are true freshmen.
- Texas Tech has already removed possible redshirt seasons from both Jordan and fellow true freshman defensive backs **Chapman Lewis** and **Jordan Sanford**. Dingle and outside linebacker **Dylan Spencer** have both played in the maximum four games entering the trip to BYU.

MCGUIRE'S STRONG START TO BIG 12 PLAY

- Texas Tech has won five of its last seven Big 12 contests dating back to its three-game winning streak to close the regular season a year ago. It marks the first time the Red Raiders have won five of seven games in league action since the 2017-18 seasons when Texas Tech closed 2017 with a 2-1 mark and then opened the following year 3-1 in league play.
- Texas Tech has won seven of its first 13 conference games under **Joey McGuire**, which is the best start for a Texas Tech head coach against league foes since **Spikes** was 7-5-1 over his first 13 games as part of the Southwest Conference during the 1987-88 seasons. **Steve Sloan** has the best conference record of any Texas Tech head coach through 13 games during the Southwest Conference and Big 12 eras as he was 9-4 at the same point during the 1975-76 campaigns.

HEAD COACHES THROUGH 13 CONFERENCE GAMES

Head Coach	Years	Record	Game 14 Result
Steve Sloan	1975-76	9-4	Win at Arkansas
Spike Dykes	1987-88	7-5-1	Loss vs. #17 Houston
Joey McGuire	2022-23	7-6	--
Rex Dockery	1978-79	7-6	Tie vs. TCU
Jim Carlen	1970-71	7-6	Loss at Arkansas

Note: Includes only coaches during SWC and Big 12 eras.

THE LAST MEETING...



TEXAS TECH 21, BYU 20

Date: Oct. 18, 1940

Location: Lubbock, Texas | **Attendance:** 7,000

Recap: Brigham Young gave the local fans a scare when they brought a surprisingly clever team to give us battle. The final score was 21-20. Although the Raiders ran up a much higher statistical record, they were fortunate in winning the ball game.

Tech confined their football mostly to running plays. They completed only two passes, one of them from C.L. Storrs to E.J. McKnight for 48 yards and a touchdown. It came right after the Cougars had completed a scoring pass for the same distance.

Milton Hill accounted for another score with a 46-yard run, shaking himself loose after being escorted across the line of scrimmage by fine blocking. Big Dutch Dvoracek went over for another from the 10 after a touchdown by Amonett had been called back. The safety came in the second period when Dee Chapman, attempting to kick out, missed a snap back and was smothered by Allbright and Ledbetter.

Note: The previous text originated from the 1940 Texas Tech University Yearbook. Official stats from this game are no longer available.

BYU SERIES SUPERLATIVES

Official stats from the 1940 game between Texas Tech and BYU are not available.

WHAT'S WITH THE SIDELINE TIRE?

■ Many have noticed a sideline tire finding its way onto the Texas Tech sideline under **Joey McGuire** as a key sideline prop that signals to "stay in the fight." The analogy is a reference to a key training scene in *Creed 2* where Michael B. Jordan's character Adonis Johnson is directed by Rocky Balboa, played by Sylvester Stallone, to put one foot inside a tire alongside his sparring partner. In the movie, Balboa places the tire in the middle of the ring and tells Johnson "that's what the fight is going to be - toe to toe. Get used to it." For the Red Raiders, it's a reference to that every week during the season is a fight and to "put your foot in and stay in" through the entire battle.

EXCITEMENT AT ALL-TIME LEVEL FOR 2023

- Tickets to see the Red Raiders inside Jones AT&T Stadium continue to sell at high numbers this season as Texas Tech has already boasted sellout crowds in three of their first four games this season against Oregon, Tarleton State and Kansas State. Prior to the Tarleton State game, Texas Tech had not previously boasted back-to-back sellout crowds since 2018 when the Red Raiders hosted Oklahoma (Nov. 3) and Texas (Nov. 10) in consecutive weeks.
- For months, **Joey McGuire** encouraged Red Raider fans to purchase their season tickets before it'd be too late. That time officially came in early August when Texas Tech announced it had officially sold out of season tickets for the 2023 campaign. In total, Texas Tech sold 31,649 season tickets for this season, which includes 6,511 new season tickets after an impressive debut for the Red Raiders under McGuire and his staff.
- Texas Tech's capacity has been set for 56,200 for the 2023 season due to the ongoing construction on the south end zone portion of Jones AT&T Stadium.
- Over his two seasons as head coach, Texas Tech has added more than 13,000 season tickets since McGuire's hiring in November 2021. Texas Tech previously sold 28,000 season tickets for McGuire's debut season in 2022, which, like this year's total, ranks among the top-10 highest season ticket counts in program history.

TEXAS TECH HOME TICKET STATUS FOR 2023

Date	Opponent	Ticket Status
Sept. 9	Oregon	Sold Out (56,200)
Sept. 16	Tarleton State	Sold Out (56,200)
Sept. 30	Houston	53,308*
Oct. 14	Kansas State	Sold Out (56,200)
Nov. 2	TCU	Still Available
Nov. 18	UCF	Still Available

* indicates an advanced sellout

NEW FACE IN TOWN BRINGING THE 'JUICE'

- **Justin Johnson** is the lone new member to **Joey McGuire's** staff this season as he serves as assistant head coach, offensive passing game coordinator and wide receivers coach. Johnson, nicknamed "Coach Juice" throughout his career, arrived in Lubbock after a three-year stint at Baylor where he worked alongside McGuire during the 2020-21 seasons. Johnson has also worked at both Houston, his alma mater, and Kansas in full-time roles during his career.
- The addition of Johnson brings in another assistant coach who is more than familiar with McGuire as he joins linebackers coach **Josh Bookbinder** and tight ends coach **Josh Cochran** who crossed paths with McGuire at Baylor. Head strength and conditioning coach **Lance Barilow** was also on the Baylor staff prior to his arrival in Lubbock in 2022.

STREAKS AND TRENDS ON THE SCHEDULE

- Texas Tech has experienced several significant winning streaks snapped this season following its losses to Wyoming and Oregon to start the season. It marked the first time Texas Tech has dropped multiple non-conference games in a season since falling at No. 12 Ohio State and at home versus No. 16 N.C. State early in the 2002 campaign.
- Texas Tech had previously won 34-consecutive regular season games at home or on the road against non-power-five opponents prior to falling at Wyoming to start the season. It marked the first time Texas Tech has dropped a non-conference game against a Group of Five foe since falling at No. 17 Houston, 29-28, early in the 2009 season. In addition, Texas Tech had not lost to an unranked, Group of Five opponent since New Mexico surprised the Red Raiders, 27-24, in 2004.
- The Red Raiders had previously won each of their previous 23 home openers before falling at the hands of No. 13 Oregon. It marked the first loss in a home opener for Texas Tech since 1999 when North Texas shocked the Red Raiders, 23-14, in the third game of the season.
- Even with the two losses, the Red Raiders have been dominant against non-conference foes over the past two decades, especially at home. Texas Tech has now won 42 of its last 44 non-conference games at home dating back to the 2002 season with its lone two losses during that span coming against Arkansas in 2014 and then Oregon this season. The Red Raiders are an impressive 49-3 overall in non-conference home games since moving to a spread offense in 2000.
- Oregon represented the highest-ranked non-conference opponent to visit Jones AT&T Stadium in recent years as the Ducks entered the contest ranked 13th by both major polls. It marked the highest-ranked non-conference opponent for the Red Raiders at home since No. 1 Nebraska traveled to Lubbock early in the 1994 season. The Ducks were the first ranked opponent to serve as Texas Tech's home opener since No. 15 Oklahoma defeated the Red Raiders in 1992.

THE TEXAS BOWL GOOD LUCK CHARM

- The Red Raiders' stay in Houston for the TaxAct Texas Bowl a year ago was one to remember, highlighted by a 42-25 victory over Ole Miss. Now, the hope is the win will translate the same way it has for the last three Big 12 schools to win the bowl game. Since the 2017 season, the last three Big 12 winners of the Texas Bowl have turned that momentum into an appearance in the conference championship game the next season.
- In fact, **Joey McGuire** has seen this himself as he was part of a Baylor program that defeated Vanderbilt in 2018 and proceeded to finish 11-3 the next season with a loss to Oklahoma in the Big 12 Championship game and an appearance in the Allstate Sugar Bowl. Texas previously started the run in 2017, defeating Missouri in the Texas Bowl before a 10-4 season the following year and a loss to Oklahoma in the league title game. Kansas State, meanwhile, won the Texas Bowl in 2021 and then followed with a 10-4 record this past season, which featured a win over TCU in the Big 12 Championship.

HOMETOWN PRIDE

- Texas Tech will continue to recognize the hometowns of every student-athlete on its roster this season with a special decal on the back of each gameday helmet. The decal will feature a throwback Masked Rider logo with the area code associated with each student-athlete's hometown as part of an initiative started in 2022 by head coach **Joey McGuire**.

NEW LOOK BIG 12 ON TAP FOR 2023

- The Big 12 Conference will welcome four new members this season as BYU, Cincinnati, Houston and UCF all joined this summer to bring the conference's membership up to 14 schools. The Red Raiders will face three of those schools as Houston and UCF will both visit Jones AT&T Stadium, while Texas Tech will make its first-ever trip to BYU.
- Texas Tech has a limited history with both BYU and UCF as it will be only the second all-time meeting with the Cougars (other was a 21-10 Tech win in 1940) and the first contest against the Knights.

THAT BOWL-WINNING FEELING

- Texas Tech is coming off consecutive seasons with a bowl victory for the first time since the 2012-13 campaigns when the Red Raiders claimed the Meineke Car Care trophy (2012) and then the Holiday Bowl crown (2013). The Red Raiders, who routed Mississippi State to end the 2021 season at the AutoZone Liberty Bowl and then Ole Miss in the TaxAct Texas Bowl this past December, will look to extend that streak this fall, which has not been done previously over a three-year stretch since the 2002-04 campaigns.
- Texas Tech, historically, is one of the most successful programs nationally with 40 all-time bowl appearances, which ranks in the top 25 of FBS history. A return to a bowl game in 2023 would mark Texas Tech's longest streak of consecutive postseason appearances since a school-record run of 11-straight years from 2000-10.
- **Joey McGuire** became the second head coach in program history to lead the Red Raiders to a bowl game in each of his first two seasons as head coach, which placed McGuire in the same category as **Mike Leach**, who remains the all-time winningest coach with an 84-43 record from 2000-09.

WHAT RETURNS FOR THE RED RAIDERS

- **Joey McGuire** returned the bulk of his production on both sides of the ball this season as Texas Tech boasts 16 returning starters, including 10 on offense and an additional six on defense. The list of returnees also features a pair of specialists as well in long snapper **Jackson Knotts**, a two-year starter, and punter **Austin McNamara**, who will enter 2023 on pace to snap the Texas Tech career punting average record. Additionally, Texas Tech boasted 26 other returners on both sides of the ball with starting experience, including 10 more on offense and six on defense.
- As a team, Texas Tech's list of returners accounted for 322 career starts between both sides of the ball (165 offense, 157 defense) prior to the start of the season.

WHAT RETURNS FOR THE RED RAIDERS BY PERCENTAGE

Category	Percentage
Rushing Yards	62.6%
Passing Yards	61.7%
Receiving Yards	87.8%
Scoring	55.1%
Total Offense	62.0%
All-Purpose Yards	80.1%
Tackles	47.2%
Tackles for Loss	49.5%
Sacks	46.8%
Interceptions	60.0%
Pass Breakups	73.7%
Forced Fumbles	70.0%
Fumble Recoveries	66.7%
Punt Return Yards	93.6%
Kickoff Return Yards	100%
Field Goals	0.0%
Punting Yards	100%

60TH ANNIVERSARY OF THE DOUBLE T

■ This football season will mark the 60th anniversary of the iconic Double T appearing on the Texas Tech football helmet. The Double T, easily one of the most recognizable brands in all of college athletics, was first placed on a Red Raider football helmet in 1963 by then-head coach J.T. King. Prior to the 1963 season, the individual player number had traditionally been placed on each side of the helmet.

KINGSBURY, LEACH ENTER TECH HOF

- **Kliff Kingsbury** and **Mike Leach** headlined the latest list of inductees to the Texas Tech Hall of Fame and Hall of Honor that will be formally inducted the weekend of the Houston game. Kingsbury will join fellow Red Raider **Matt Wingo** as football inductees into the Hall of Fame, which is reserved strictly for former athletes.
- The rise of Texas Tech's Air Raid offense began with Kingsbury, who arrived at Texas Tech under legendary head coach Spike Dykes and later developed into one of the top passers in college football history under Leach. Kingsbury went on to set 39 school records the next three seasons as well as 16 different Big 12 marks and 17 NCAA FBS records. He recorded more than 12,000 passing yards and total offense, including over 1,000 completions, making him only the third player in NCAA history to accomplish all three feats.
- Wingo remains one of the top linebackers in program history after a decorated career in the early tenure of Spike Dykes from 1988-91. Wingo, a two-time All-Southwest Conference honoree, racked up 385 tackles during his four-year career, which ranked third all-time in school history following his senior season. To this day, Wingo still ranks sixth in Texas Tech history for career tackles.
- Leach, meanwhile, was recognized posthumously in the Hall of Honor for his decade of success leading the Red Raider football program. Leach, the winningest coach in program history, led the Red Raiders to a bowl appearance in all 10 of his seasons, finishing with an 84-43 overall in one of the most-successful eras all-time at Texas Tech. The Hall of Honor is designated for non-athletes who have provided outstanding contributions to Texas Tech Athletics.

TECH FOURTH IN BIG 12 PRESEASON POLL

■ Texas Tech entered its second season under **Joey McGuire** picked to finish fourth overall, according to the Big 12 preseason poll of media members that was announced by the conference office in July. The preseason nod is the highest Texas Tech has been slotted by the media prior to a season since the Big 12 moved to a division-less format in 2011. Texas Tech received four first-place votes from the media, finishing fourth with 729 points behind only league favorite Texas (886 points), Kansas State (858 points) and Oklahoma (758 points).

2023 BIG 12 PRESEASON POLL (MEDIA VOTE)

SCHOOL (First Place Votes)	Points
1. Texas (41)	886
2. Kansas State (14)	858
3. Oklahoma (4)	758
4. Texas Tech (4)	729
5. TCU (3)	727
6. Baylor	572
7. Oklahoma State (1)	470
8. UCF	463
9. Kansas	461
10. Iowa State	334
11. BYU	318
12. Houston	215
13. Cincinnati	202
14. West Virginia	129

MADE IN TEXAS



Since his arrival at Texas Tech, **Joey McGuire** has made it clear the Red Raiders will be built by the best talent the Lone Star State has to offer. Texas Tech boasts 90 players on its roster from the state of Texas alone, which leads all power-five programs and ranks second among all FBS programs in the state.

NUMBER OF TEXAS NATIVES ON FBS ROSTERS

North Texas	98
Texas Tech	90
Sam Houston State	89
UTSA	89
Texas	87
SMU	83
Texas A&M	82
TCU	81
Baylor	76
Houston	76
UTEP	65
Rice	44

DEGREES IN HAND

Texas Tech will enter the 2023 season with 20 student-athletes who are current college graduates, including five who have already earned their master's degree prior to this season.

Name	Degree
Tony Bradford Jr. (DL)	sociology, BS; interdisciplinary studies, MA
Myles Cole (OLB)	kinesiology, BS*
Baylor Cupp (TE)	university studies, BA
Jaylon Hutchings (DL)	kinesiology, BS; interdisciplinary studies, MA
Tyrique Matthews (LB)	university studies, BA
Austin McNamara (P)	sports management, BA
Monroe Mills (OL)	business management, BA
Landon Peterson (OL)	sports management, BA
Jesiah Pierre (LB)	university studies, BA
Bryce Robinson (LB)	kinesiology, BS
Tyler Shough (QB)	criminal justice, BS*; political science, BS* interdisciplinary studies, MA
Cole Spencer (OL)	marketing, BA*; business administration MA*; interdisciplinary studies, MA
Rusty Staats (OL)	interdisciplinary studies, BA*
Henry Teeter (TE)	university studies, BA
Cameron Watts (DB)	university studies, BA
Xavier White (WR)	university studies, BA
Dennis Wilburn (OL)	university studies, BA
Rayshad Williams (DB)	university studies, BA
Matthew Young (TE)	business marketing, BS* interdisciplinary studies, MA

* indicates degree earned from prev. school



HEAD COACH JOEY MCGUIRE

JOEY MCGUIRE FILE

Hometown	Crowley, Texas
Education	Texas-Arlington '95 (Kinesiology)
Wife	Debbie
Children	Daughter: Raegan; Son: Garret

COACHING HISTORY

Year	Position
2022-present	Texas Tech Head Coach
2020-21	Baylor Assoc. Head Coach (Outside Linebackers)
2019	Baylor Associate Head Coach (Defensive Ends)
2017-18	Baylor Assistant Coach (Tight Ends)
2003-16	Cedar Hill High School Head Coach
1997-02	Cedar Hill High School Assistant Coach
1995-96	Crowley High School Assistant Coach

BOWL GAMES (4)

2022	TaxAct Texas Bowl
2021	Allstate Sugar Bowl*
2019	Allstate Sugar Bowl
2018	Academy Sports + Outdoors Texas Bowl

* bowl came after he already accepted the Texas Tech position.

RECORD AGAINST OPPONENTS

Opponent	Overall	Home	Away	Neutral
Baylor	1-1	0-1	1-0	0-0
BYU	0-0	0-0	0-0	0-0
Houston	2-0	2-0	0-0	0-0
Iowa State	1-0	0-0	1-0	0-0
Kansas	1-0	1-0	0-0	0-0
Kansas State	0-2	0-1	0-1	0-0
Murray State	1-0	1-0	0-0	0-0
N.C. State	0-1	0-0	0-1	0-0
Oklahoma	1-0	1-0	0-0	0-0
Oklahoma State	0-1	0-0	0-1	0-0
Ole Miss	1-0	0-0	0-0	1-0
Oregon	0-1	0-1	0-0	0-0
Tarleton State	1-0	1-0	0-0	0-0
TCU	0-1	0-0	0-1	0-0
Texas	1-0	1-0	0-0	0-0
UCF	0-0	0-0	0-0	0-0
West Virginia	1-1	1-0	0-1	0-0
Wyoming	0-1	0-0	0-1	0-0

RECORD VERSUS CONFERENCES

Conference	Overall	Home	Away	Neutral
American	1-0	1-0	0-0	0-0
ACC	0-1	0-0	0-1	0-0
Big Ten	0-0	0-0	0-0	0-0
Big 12	7-6	5-2	2-4	0-0
Conference USA	0-0	0-0	0-0	0-0
FBS Independents	0-0	0-0	0-0	0-0
Mid-American	0-0	0-0	0-0	0-0
Mountain West	0-1	0-0	0-1	0-0
Pac-12	0-1	0-1	0-0	0-0
SEC	1-0	0-0	0-0	1-0
Sun Belt	0-0	0-0	0-0	0-0
FCS Opponents	2-0	2-0	0-0	0-0



HEAD COACH JOEY MCGUIRE

THE HALL OF FAMER

■ There likely isn't a power-five football program in the state of Texas with better ties to its high school coaches than at Texas Tech as McGuire hired six members of his charter coaching staff that have ties to the Texas High School Coaches Association (THSCA). McGuire, himself, is already a legend at the prep level as a member of the THSCA Hall of Honor and the Texas High School Football Hall of Fame.

■ McGuire, owner of three state titles as head coach of Cedar Hill High School in the Dallas-Fort Worth metroplex, was inducted into the THSCA Hall of Honor (THSCA) in 2020 and then the Texas High School Football Hall of Fame in 2022 in the months after accepting the Texas Tech position. McGuire is still an avid speaker at the annual THSCA Convention and regularly hosts clinics for high school coaches each year.

NOT THE ONLY COACH IN THE FAMILY

■ Turn on a television any weekend this fall and you could possibly see another McGuire roaming the sidelines as **Garret McGuire** is entering his first season as the wide receivers coach at Nebraska. The younger McGuire previously played under his father at quarterback at Cedar Hill High School before enjoying four years as a backup quarterback at Baylor. He joined the coaching profession immediately after, serving as an offensive assistant under new Nebraska head coach Matt Rhule while with the NFL's Carolina Panthers.

■ Garret isn't the only McGuire building an impressive career, either, as **Raegan McGuire** is a fashion designer for AMUR in New York City. Her designs have been worn by several high-profile figures, including Natalie Biden, the granddaughter of President Joe Biden, as well as Taylor Swift during her spring 2023 Eras Tour.

JOEY MCGUIRE, THE OFFICIANT

■ **Joey McGuire**, known as a players' coach, has added another title in recent years: officiant. He presided over the second wedding of a former player this past summer in defensive quality control assistant **James Lockhart**, who previously played for McGuire at Baylor. McGuire previously performed the wedding for **Sam Tecklenburg**, another former Baylor player, and is scheduled to do his third ceremony next April for quarterback **Tyler Shough** and his fiancée.

AN NFL FRONT OFFICE

■ Under McGuire, Texas Tech's personnel department resembles an NFL front office, a unique approach in the world of college football. Texas Tech's personnel department is overseen by general manager **James Blanchard**, who was McGuire's first hire after accepting the Texas Tech position. Blanchard has the ability to offer any potential recruit he and his staff feel will fit at Texas Tech, allowing McGuire's coaching staff to prioritize player development. Blanchard has been named top rising personnel and recruiting staffers in the country by the On3.com website.

■ Texas Tech's 2023 class was ranked as high as No. 23 nationally by Rivals as McGuire and his staff inked 28 high school prospects, a key component to the Red Raiders' recruiting philosophy. It marked the highest-ranked Texas Tech recruiting class in more than a decade.

■ Texas Tech has reaped the benefits of McGuire's ties to the state of Texas in the year following his hire as the Red Raiders have signed two of their best classes now in history. The 2022 class, boosted by McGuire's hiring in November 2021, was ranked as high as 39th nationally by Rivals, a steady improvement from its spot in the 70s prior to his hire.



THE BRAND

The core tenant under McGuire revolves around The Brand, which stands for his desire that the Red Raiders be the "toughest, hardest-working, most-competitive team in the country." On his final interview for the Texas Tech position, McGuire described his vision for the Red Raider program using The Brand, which President Lawrence Schovanec said "describes West Texas."



60 MINUTES OF US

McGuire issued a new challenge to not only his team this summer but to all of Red Raider Nation: can opponents handle "60 Minutes of Us?" The "us" in that equation is not only the Red Raiders on the field but one of the top homefield advantages in college football. Since then, the phrase has become a rallying cry for McGuire and Texas Tech as a whole entering the 2023 season.



TAKE THREE UNIVERSITY

McGuire, a defensive coach at heart, heavily utilizes the phrase "Take Three" as a program. The phrase has transformed into a rallying cry from the defense with in-house video production signaling "one," "two" or "three" each time the Red Raiders create a takeaway. McGuire, prior to each game, regularly wears a t-shirt designed for the defense that says "Take Three University."



THE UNOFFICIAL HOME OF THE THSCA

Since his hire as Texas Tech's head coach, **Joey McGuire** has made it a point to brand the Red Raiders the "unofficial home of the Texas High School Coaches Association." Already a Hall of Famer, himself, McGuire has hired a charter staff filled with experience at both the collegiate and high school levels with four assistant coaches who have previous ties to the THSCA as well as a slew of support staff members.

TEXAS TECH FOOTBALL STAFF WITH THSCA TIES

Name	THSCA Position
Joey McGuire	Cedar Hill Head Coach (2003-16)
Kenny Perry	Arlington Bowie (2006-12)/Halton City (2004-05)/Sam Houston (2000-03)
Josh Cochran	Lindale H.S. Asst. Coach (2015)
Zarnell Fitch	Lincoln H.S. Head Coach (2013) / Asst. Coach (2011-12)
Jah'Shawn Johnson (Defensive GA)	Ennis H.S. Asst. Coach (2020-21)
Brian Nance (Dir. of Scouting)	Temple H.S. Asst. Coach (2018)
Dave Martin (Dir. of Player Development)	Cedar Hill H.S. Asst. Coach (1999-03)

Texas Tech also has three current student-athletes on its roster whose fathers are prominent high school coaches in the state in Allen's Lee Wiginton, the father of sophomore wide receiver **Haydon Wiginton**, Amarillo Tascosa's Ken Plunk, the father of junior defensive back **Joseph Plunk** and Eastland's James Morton, the father of sophomore quarterback **Behren Morton**. Lee Wiginton is the past president of the THSCA.



CEDAR HILL CONNECTIONS

- McGuire made his name in the coaching profession during his 14 seasons leading Cedar Hill High School in the Dallas-Fort Worth metroplex. McGuire has had five former Cedar Hill standouts on the Texas Tech roster already during his tenure, including three this season in sophomore outside linebacker **Charles Esters III**, redshirt freshman outside linebacker **Harvey Dyson III** and redshirt freshman defensive back **Jalon Peoples**. Peoples is the brother of **Dimitri Moore**, who played his final season of collegiate eligibility under McGuire a year ago.
- While he did not graduate from Cedar Hill, **Jordan Brown** attended the high school up until his senior year as he was a freshman when McGuire departed from Cedar Hill. His older brother, Laquvionte Gonzalez, was on a Cedar Hill team under McGuire that played in the Class 6A state title game as a senior in 2012.

NEWS & NOTES ON MCGUIRE...

- Texas Tech's win over Tarleton State marked the 150th of McGuire's career as a head coach, combining both his success at Cedar Hill High School and at Texas Tech. McGuire was previously 141-42 over his 12 seasons leading Cedar Hill in the Dallas-Fort Worth metroplex from 2003-16 before moving to the college ranks as an assistant coach at Baylor from 2017 up until his hire at Texas Tech in November 2021.
- McGuire will look to become only the second head coach in program history to lead the Red Raiders to bowl games in each of his first two seasons, joining the late **Mike Leach**, who pushed Texas Tech to a bowl game in each of his 10 seasons. McGuire previously became the eighth head coach in program history to lead the Red Raiders to a bowl game in his debut season a year ago and the 12th head coach to lead Texas Tech to a winning record in his first year.
- Texas Tech has hit the 40-point mark seven times during McGuire's tenure as the Red Raiders are now a perfect 7-0 in those games following their win over Houston.
- Texas Tech rushed for at least 200 yards in a game for the fifth time under McGuire against Houston as the Red Raiders are now a perfect 5-0 in those games during his tenure.
- Texas Tech is 6-2 under McGuire when creating two or more takeaways in a game with the two losses coming at Wyoming and at West Virginia this season. The Red Raiders are also 7-4 when giving up one or fewer turnovers per game as well.
- The Wyoming game marked the first overtime loss for the Red Raiders under McGuire, who has labeled similar close

contests as "brand games" during his tenure. The Red Raiders were 3-0 in overtime games a year ago with wins over Houston, Texas and Oklahoma.

- McGuire 's eight-win debut finished one victory shy for the most by a first-year head coach in program history as **Dell Morgan** previously led the Red Raiders to a 9-2 record in 1941. In its now 99 seasons of football, Texas Tech has never had a head coach record at least eight wins in each of his first two seasons leading the Red Raiders.
- McGuire led the Red Raiders to a 5-4 record in Big 12 play a year ago, becoming the first head coach to notch a winning conference record (above .500) in his debut season since **David McWilliams** did so in 1986.
- The success the Red Raiders had in Big 12 play pushed Texas Tech to its most conference wins since 2009 and a fourth-place finish in the standings, its highest since the league went to a 10-team format in 2011. McGuire is the only head coach in program history to defeat both Texas and Oklahoma in the same season.
- Of the head coaches in Texas Tech's history, McGuire resembles **Spike Dykes** likely the best, not only for his charm and engaging personality but also his ties as a former high school head coach. Dykes spent a decade at the prep level with stops in head coaching roles at Coahoma, Belton, Big Spring, Alice and Midland Lee.

TEXAS TECH HEAD COACHES IN FIRST TWO SEASONS

Name	Years	Record	Perc.	Bowls
E.Y. Freeland	1925-26	12-2-5	.763	None
Grady Higgenbotham	1929	1-7-2	.200	None
Pete Cawthon	1930-31	9-9	.500	None
Dell Morgan	1941-42	13-7-1	.643	One
DeWitt Weaver	1951-52	10-11-1	.477	One
JT King	1961-62	5-15	.333	None
Jim Carlen	1970-71	12-11	.522	One
Steve Sloan	1975-76	16-7	.696	One
Rex Dockery	1978-79	10-10-2	.500	None
Jerry Moore	1981-82	5-16-1	.250	None
David McWilliams	1986	7-5	.583	One
Spike Dykes	1987-88	11-10-1	.523	None
Mike Leach	2000-01	14-11	.560	Two
Tommy Tuberville	2010-11	13-12	.520	One
Kliff Kingsbury	2013-14	12-13	.480	One
Matt Wells	2019-20	8-14	.364	None
Joey McGuire	2022-23	11-9	.550	One

RECORD BREAKDOWN

	2023	Big 12	McGuire
Overall	3-3	2-2	11-9
at Jones AT&T Stadium	2-2	1-1	8-3
in Away Games	1-2	1-1	2-6
in Neutral Site Games	0-0	0-0	1-0
Day Games	1-1	1-1	4-4
Night Games (6 p.m. start or later)	2-3	1-1	7-5
vs. Top 25 teams	0-1	0-0	2-5
vs. Top 10 teams	0-0	0-0	0-2
vs. Unranked Teams	3-3	2-2	9-4
Scoring first	2-3	1-1	8-4
Opponents score first	1-1	1-1	3-5
Leading at halftime	3-1	2-0	9-2
Trailing at halftime	0-3	0-2	2-7
Tied at halftime	0-0	0-0	0-0
Leading after third quarter	3-1	2-0	10-2
Trailing after third quarter	0-2	0-2	1-5
Tied after third quarter	0-1	0-0	0-2
Overtime games	0-1	0-0	3-1
Scoring less than 20 points	0-1	0-1	1-3
Scoring 20-29 points	0-1	0-1	0-3
Scoring 30-39 points	1-2	1-0	3-3
Scoring 40-49 points	2-0	1-0	5-0
Scoring 50+ points	0-0	0-0	2-0
Allowing less than 20 points	2-0	1-0	5-0
Allowing 20-29 points	1-1	1-1	3-2
Allowing 30-39 points	0-3	0-1	2-5
Allowing 40+ points	0-0	0-0	1-2
Rushing for less than 100 yards	0-1	0-0	0-2
Rushing for 100-199 yards	1-3	1-2	6-7
Rushing for 200+ yards	2-0	1-0	5-0
Passing for less than 300 yards	3-3	2-2	6-6
Passing for 300-399 yards	0-1	0-0	3-3
Passing for 400+ yards	0-0	0-0	2-0
Totaling less than 300 yards of total offense	0-0	0-0	1-0
Totaling 300-399 yards of total offense	1-1	1-1	1-4
Totaling 400-499 yards of total offense	2-3	1-1	5-4
Totaling 500-599 yards of total offense	0-0	0-0	3-1
Totaling 600+ yards total offense	0-0	0-0	1-0
Allowing less than 100 yards rushing	1-0	1-0	4-0
Allowing 100-199 yards rushing	2-3	1-1	5-5
Allowing 200+ yds rushing	0-1	0-1	2-4
Allowing less than 200 yards passing	1-3	0-2	1-6
Allowing 200-299 yards passing	0-0	0-0	6-2
Allowing 300-399 yards passing	2-1	2-0	3-1
Allowing 400+ yards passing	0-0	0-0	1-0
Allowing less than 300 yards total offense	0-1	0-1	2-2
Allowing 300-399 yards total offense	2-1	1-0	3-1
Allowing 400-499 yards of total offense	1-2	1-1	3-6
Allowing 500+ yards of total offense	0-0	0-0	3-0
Leading turnover margin	1-2	0-1	5-2
Trailing turnover margin	1-2	1-1	5-7
Tied in turnover margin	1-0	1-0	1-0
Having 0 takeaways	1-2	1-1	3-4
Having 1 takeaway	1-0	1-0	2-3
Having 2 takeaways	0-2	0-1	3-2
Having 3 or more takeaways	1-0	0-0	3-0
Having 0 turnovers	1-1	1-1	4-1
Having 1 turnover	1-1	0-0	3-3
Having 2 turnovers	1-0	1-0	2-0
Having 3 or more turnovers	0-2	0-1	2-5
Leading in time of possession	1-0	1-0	7-2
When trailing in time of possession	2-4	1-2	4-7

OFFENSIVE STAT NOTABLES

CAREER 100+ RUSHING YARD GAMES

Tahj Brooks (8)

Date	Rush Yards	Opponent
Oct. 7, 2023	170	Baylor
Sept. 16, 2023	158	Tarleton
Sept. 23, 2023	149	West Virginia
Sept. 4, 2021	134	Houston
Dec. 28, 2021	107	Mississippi State
Oct. 22, 2022	107	West Virginia
Sept. 11, 2021	103	Stephen F. Austin
Sept. 30, 2023	101	Houston

Cam'Ron Valdez (1)

Date	Rush Yards	Opponent
Sept. 30, 2023	111	Houston

Tyler Shough (2)

Date	Rush Yards	Opponent
Dec. 28, 2022	111	Ole Miss
Sept. 9, 2023	101	Oregon

Xavier White (2)

Date	Rush Yards	Opponent
Dec. 5, 2020	135	Kansas
Oct. 3, 2020	113	Kansas State

GAMES WITH A RUSHING TD

Player	'19	'20	'21	'22	'23	Career
Brooks, Tahj	--	3	5	4	4	16
Shough, Tyler	--	2*	2	4	2	10
White, Xavier	--	2	3	--	--	5
Price, Myles	--	1	1	--	--	2
Morton, Behren	--	--	--	2	2	4
Hutchings, Jaylon	--	--	--	1	--	1
Valdez, Cami'Ron	--	--	--	--	1	1

*Indicates games played prior to arrival at Texas Tech

GAMES WITH MULTIPLE RUSHING TDs

Player	'19	'20	'21	'22	'23	Career
Brooks, Tahj	--	1	2	2	1	6
Shough, Tyler	-	-	-	-	1	1

ACTIVE EXPLOSIVE YARDAGE LEADERS | RUSHING

Tahj Brooks (17)

Date	Yards	Opponent
Sept. 11, 2021	67	SFA
Nov. 13, 2021	51	Iowa St.
Sept. 4, 2021	44	Houston
Sept. 4, 2021	41	Houston
Sept. 16, 2023	38	Tarleton St.
Dec. 28, 2022	37	Ole Miss
Sept. 9, 2023	35	Oregon
Oct. 29, 2022	31	Baylor
Oct. 14, 2023	30	Kansas State
Dec. 5, 2020	28	Kansas
Sept. 23, 2023	27	West Virginia
Oct. 7, 2023	24	Baylor
Sept. 3, 2022	23	Murray State
Oct. 23, 2021	23	K-State
Sept. 16, 2023	22	Tarleton St.
Nov. 5, 2022	21	TCU
Oct. 22, 2022	20	West Virginia

Cam'Ron Valdez (5)

Date	Yards	Opponent
Sept. 30, 2023	54	Houston
Sept. 30, 2023	41	Houston
Nov. 5, 2022	38	TCU
Nov. 5, 2022	30	TCU
Dec. 28, 2022	29	Ole Miss



RB TAHJ BROOKS

BROOKS TIME OFF TO STRONG START

■ Possibly no other Red Raider has had a better start to the 2023 season than **Tahj Brooks**, who enters this weekend as the Big 12 leader with 786 rushing yards, which ranks fifth overall in the FBS. Brooks has rushed for 100 yards in four of seven games this season with 158 yards versus Tarleton State followed by 149 yards at West Virginia, 101 in the win over Houston and a career-high 170 yards at Baylor.

■ Brooks' streak of four-consecutive games with at least 100 rushing yards marked the longest such run since **Ricky Williams** did so over six-straight contests beginning with the 1997 season finale and running through the first five games of the 1998 campaign. That streak came to an end against K-State as he finished with 98 yards on the ground.

■ Brooks' eight career 100-yard games places him in a tie for ninth all-time alongside Ring of Honor member **Donny Anderson** for the most in school history as he trails the likes of **Byron Hanspard** (21), **James Gray** (18), **Byron Morris** (16), **James Hadnot** (13), **Ricky Williams** (11), **Larry Isaac** (10), **DeAndre Washington** (10) and **Taurean Henderson** (9).

■ With his performance at Baylor, Brooks joined Washington as the only two Red Raiders since 2000 to record three or more games with at least 140 rushing yards in a season. Washington did so four times during his memorable 2015 season where he became Texas Tech's first 1,000-yard rusher since 2000.

■ Brooks has notched several career firsts in recent weeks as he recorded his first multi-touchdown game of his career versus Houston. He then carried a career-high 31 times at Baylor, which marked the first time a Red Raider had 30 or more rushing attempts since **Sammy Morris** had 33 in a win over Texas A&M in 1999. It is tied for the fifth-most carries by a FBS rusher so far this season and the most in the Big 12.

■ Brooks' 786 rushing yards through the first seven games are the most for a Red Raider during that span since Williams recorded 1,168 yards at the same point of the 1998 season. Brooks is only the fourth Red Raider in the Big 12 era and second player since Texas Tech moved to a spread offense in 2000 to record at least 700 rushing yards in the first seven games of the season as he joins Doak Walker winner **Byron Hanspard** (1996), Williams (1998) and Washington. Brooks is past Washington's 1,000-yard pace in both 2014 and 2015.

MOST RUSHING YARDS THROUGH 7 GAMES (BIG 12 ERA)

Name	Season	Att.	Yards	TDs
Byron Hanspard	1996	211	1,413	9
Ricky Williams	1998	214	1,168	10
Tahj Brooks	2023	131	786	5
DeAndre Washington	2015	106	743	7
DeAndre Washington	2014	112	622	1

THREE-TIME TEAM RUSHING LEADERS

■ Brooks, who eclipsed his 691 rushing yards from a year ago against Kansas State, is all but assured to become the first Red Raider since **Baron Batch** (2008-10) to lead Texas Tech in rushing over three-consecutive seasons. In the process, he would become the ninth Red Raider since 1950 to lead the team in rushing in three-consecutive seasons. That list includes the likes of Batch (2008-10), **Taurean Henderson** (2002-05), **Byron Hanspard** (1994-96); **Byron "Bam" Morris** (1991-93), **James Gray** (1986-89), **Larry Isaac** (1974-76), **Donnie Anderson** (1963-65) and **Bobby Cavazos** (1951-53). **Ricky Williams** (1997-98; 2000-01) also led the team in rushing four times over his career but not over three-consecutive seasons.

CLIMBING THE RECORD BOOK

■ Brooks surpassed the 2,000-yard mark for his career against Houston, which made him the 16th Red Raider in program history to reach the mark and the second in as many years. **SaRoderrick Thompson Jr.** hit the 2,000-yard mark early in his final season as a Red Raider a year ago.

■ If Brooks is able to maintain his current pace, he will become the first Red Raider to rush for 1,000 yards in a season since **DeAndre Washington** totaled 1,492 yards on the ground in 2015. Washington, who also hit the 1,000-yard mark in 2014 as well, is the only Red Raider to reach the century mark in a season since Texas Tech moved to a spread offense prior to the 2000 campaign.

■ Brooks will also be looking to place his name in the all-time Texas Tech record book as he needs 201 rushing yards over the final five regular-season games and possible bowl to match **Baron Batch** for 10th all-time on the career rushing chart.

TEXAS TECH CAREER RUSHING LEADERS

Name (Years)	Yards
9. Larry Isaac (1973-76)	2,633
10. Baron Batch (2006, 2008-10)	2,501
11. Tahj Brooks (2020-present)	2,300
12. Donny Anderson (1963-65)	2,280
13. Shannon Woods (2005-08)	2,249
14. Doug McCutchen (1970-72)	2,222

GIVING BACK TO HIS HOMETOWN

■ Brooks returned to his hometown of Manor, Texas (outside of Austin) this past summer to host his first summer camp for local kids in his hometown. The camp attracted more than 200 students in Brooks' hometown where he rushed for at least 1,000 yards three times during his prep career. Brooks totaled more than 4,400 rushing yards and 65 total touchdowns as a four-year letterwinner for the Mustangs.





MORTON BACK IN STARTING ROLE

With the injury to Tyler Shough, sophomore Behren Morton has started each of the past three games, leading the Red Raiders to a pair of wins while completing 68.1 percent of his passes. Morton has thrown for five touchdowns the past three games and rushed for two others as he has now made seven starts in his career, throwing for at least 300 yards in two of those contests already.

INSIDE THE NUMBERS WITH MORTON

Opponent	Comp	Att.	TD	INT	Yds.	LG	Run	Yds.	TD
Oklahoma St. (2022)	39	62	2	1	379	36	17	53	1
West Virginia (2022)	28	45	2	0	325	55	8	17	0
Baylor (2022)	11	34	1	3	152	39	6	6	1
TCU (2022)	7	10	1	0	79	47	6	-2	0
Houston (2023)	14	22	2	0	161	34	4	10	0
Baylor (2023)	19	26	3	1	180	24	2	-1	1
Kansas State (2023)	14	21	0	0	125	31	6	8	1
Totals in Starts	116	208	9	5	1,401	55	49	91	4
Career Totals	165	291	15	8	1,813	55	67	110	4

OFFENSIVE NOTEBOOK

THE INJURY BUG STRIKES AGAIN

- The injury bug has returned to the Texas Tech quarterback room as Tyler Shough, the starter to start the season, will miss significant time moving forward due to a leg injury. This will be the seventh-consecutive season Texas Tech has utilized multiple starting quarterbacks and the 11th time in the past 15 years. Patrick Mahomes II (2015-16) and Seth Doege (2011-12) are the only two quarterbacks during that stretch to not miss a start in a season since 2009.
- The Red Raiders were forced to utilize its third quarterback of the season against Kansas State as true freshman Jake Strong made his collegiate debut in relief of Behren Morton, who departed the game with an injury at halftime. If Strong were to make the start at quarterback at BYU, it would mark the fifth time in the past six seasons where three different starters were used under center (2018, 2019, 2021, 2022).
- Between Morton, Shough and departed quarterback Donovan Smith (now at Houston), Texas Tech became only the second FBS program since 1996 a year ago to have three different quarterback throw for at least 1,000 yards in a season, joining Oklahoma State in 2012.

TEXAS HIGH SCHOOL FOOTBALL ROYALTY

- The son of a Texas high school coach, Behren Morton was the highest-rated quarterback to ever sign with Texas Tech as he was a consensus four-star prospect as part of the 2021 class, ranking sixth nationally among pro-style quarterbacks. Morton grew up in Lubbock for part of his youth as his father, James Morton, was the head football coach at Monterey High School in Lubbock for 11 years.

MORTON BY THE NUMBERS

- Morton is averaging 200.1 passing yards per game over the first seven starts of his career. That number increases to 239.4 passing yards per game for the five contests Morton has started and finished in his career. He departed both the TCU game in 2022 and last weekend's loss at K-State due to injury.
- Morton became the eighth Texas Tech freshman (true or redshirt) to make his first career start at quarterback during the Big 12 era. Among that group, Morton was the sixth quarterback to make his first career start against a Big 12 foe.
- During the Big 12 era (1996-present), Morton's 379 passing yards against Oklahoma State were the third-highest total for a Red Raider making his starting debut against a conference opponent. He trailed only the 490 passing yards Steven Sheffield compiled versus Kansas State in 2009 and the 415

yards Davis Webb totaled against Iowa State in 2013. Webb's outing is the only freshman performance that has topped Morton's numbers from the Oklahoma State game.

- Morton was only the second Red Raider in the Big 12 era and the only freshman quarterback to make his first career start against a ranked opponent as he joined Jackson Tyner, who was 1-of-5 in limited action at No. 6 Oklahoma in 2019.

MORE ON STRONG'S DEBUT...

- Jake Strong became the third Red Raider true freshman quarterback over the past 10 seasons (since 2014) to make his debut against a Big 12 foe, joining Behren Morton (2021 at Kansas) and Patrick Mahomes II (2014 at Oklahoma State).
- Strong entered to start the second half for his first career game action. He led Texas Tech on a 99-yard scoring drive on only his second drive directing the offense, which was spearheaded by a 54-yard scamper by a Strong that was followed by an 8-yard touchdown pass to Jerand Bradley. Both plays came on third down as the Red Raiders were 2-for-2 on third down during that drive. The 99-yard drive was Texas Tech's first since going the same distance against Texas State early in the 2012 campaign.
- Joey McGuire estimated after the Kansas State game that he felt Morton would be ready for this weekend's contest at BYU. If he's not, Strong would receive his first career start, which would make him the seventh true freshman in school history to start a game at quarterback. He'd join an extensive list that features Ron Reeves (1978), Aaron Keesee (1984), Baker Mayfield (2013), Davis Webb (2013), Mahomes (2014) and Bowman (2018).
- Of that group, Strong would become the fifth true freshman to make his first career start against a conference opponent. Texas Tech is 4-2 all-time when a true freshman quarterback makes his starting debut with the two losses being Keesee at Arkansas in 1984 and Mahomes versus Texas in 2014.
- Keesee is the only Texas Tech true freshman quarterback to make his starting debut on the road as the Red Raiders fell at Arkansas, 24-0, in 1984.

TRUE FRESHMEN QBS MAKING FIRST CAREER START

Name	Opponent (Year)	Pass Yds.	Result
Ron Reeves	Baylor (1978)	147	W, 27-9
Aaron Keesee	at Arkansas (1984)	59	L, 0-24
Baker Mayfield	SMU (2013)	413	W, 41-23
Davis Webb	Iowa State (2013)	415	W, 42-35
Patrick Mahomes	Texas (2014)	109	L, 13-14
Alan Bowman	Lamar (2018)	282	W, 77-0

OFFENSIVE STAT NOTABLES

CAREER 300+ YARD PASSING GAMES

Tyler Shough (5)

Date	Pass Yards	Opponent
Nov. 26, 2022	436	Oklahoma
Sept. 18, 2021	399	FIU
Sept. 2, 2023	338	at Wyoming
Nov. 21, 2020	334*	UCLA
Nov. 14, 2020	312*	at Washington State

*Indicates games played prior to arrival at Texas Tech

Behren Morton (2)

Date	Pass Yards	Opponent
Oct. 8, 2022	379	at Oklahoma State
Oct. 22, 2022	325	vs West Virginia

CAREER 100+ RECEIVING YARD GAMES

Jerand Bradley (3)

Date	Rec. Yards	Opponent
Nov. 26, 2022	173	Oklahoma
Oct. 8, 2022	119	Oklahoma State
Sept. 3, 2022	108	Murray State

Xavier White (3)

Date	Rec. Yards	Opponent
Oct. 22, 2022	139	West Virginia
Oct. 1, 2022	120	K-State
Aug. 31, 2018	107	Montana State

Loic Fouonji (2)

Date	Rec. Yards	Opponent
Sept. 3, 2022	110	Murray State
Dec. 28, 2022	100	Ole Miss

Myles Price (1)

Date	Rec. Yards	Opponent
Nov. 13, 2021	175	Iowa State

Coy Eakin (1)

Date	Rec. Yards	Opponent
Oct. 14, 2023	102	Kansas State

CAREER GAMES WITH A RECEIVING TD

Player	'19	'20	'21	'22	'23	Career
Price, Myles	--	1	2	2	4	9
Bradley, Jerand	--	--	--	5	4	9
White, Xavier	1	--	1	3	--	5
Fouonji, Loic	--	1	1	3	1	6
Tharp, Mason	--	--	--	2	2	4
Sparkman, J.J.	--	--	2	1	--	3
Martinez, Nehemiah	--	--	--	2	--	2
Cupp, Baylor	--	--	--	2	1	3
Brooks, Tahj	--	--	--	1	--	1
Boyd, Brady	--	--	--	1	--	1
Teeter, Henry	--	--	--	1	--	1
York, Jaden	--	--	--	--	1	1
Brown, Jordan	--	--	--	--	1	1

CAREER GAMES WITH MULTIPLE RECEIVING TDs

Player	'19	'20	'21	'22	'23	Career
Bradley, Jerand	--	--	--	1	--	1
Fouonji, Loic	--	--	--	1	--	1
Cupp, Baylor	--	--	--	--	1	1

2023 ALL-PURPOSE YARDAGE LEADERS

Player	APP Yards	Opponent
Tahj Brooks	174	Baylor
Tahj Brooks	158	vs Tarleton
Tahj Brooks	155	at West Virginia
Myles Price	133	Baylor
Drae McCray	126	at West Virginia
Tahj Brooks	120	Kansas State

ON THIS DATE...



#25 TEXAS TECH 31, RICE 26

Date: Oct. 21, 1995

Location: Lubbock, Texas | Attendance: 33,591

Recap: Texas Tech raced out to a 24-0 lead thanks to quarterback Zebbie Lethridge before Rice rallied in the second half to force the 25th-ranked Red Raiders to hold on for a 31-26 victory. Lethridge threw for 144 yards and two touchdowns, and added 26 yards on the ground and another score, while Byron Hanspard added 93 rushing yards and a touchdown of his own. The victory improved the Red Raiders to 4-2 on the season en route to a 9-3 record and Copper Bowl victory.

TEXAS TECH ALL-TIME ON OCT. 21

Year	Opponent	Result
2017	Iowa State	L, 13-21
2006	at Iowa State	W, 42-26
2000	at #10 Kansas State	L, 23-28
1995	Rice	W, 31-26
1989	Rice	W, 41-25
1978	at Rice	W, 42-28
1972	Arizona	W, 35-10
1967	at Florida State	L, 12-28
1961	#23 Baylor	W, 19-17
1950	at Baylor	L, 12-26
1944	Southwestern	L, 19-21

NEXT WEEKEND'S OPPONENT



Date/Time/TV	Nov. 2 / 6 p.m. CT / FS1
Location	Jones AT&T Stadium
Series Record	Tech leads 32-30-3
Series in Lubbock	Tech leads 19-10-3

LAST FIVE MEETINGS WITH TCU

Date	Loc.	W/L	TTU	TCU	Att.
*Oct. 8, 2018	A	W	17	14	44,387
*Nov. 16, 2019	H-JS	L	31	33	50,459
*Nov. 7, 2020	A	L	18	34	12,356
*Oct. 9, 2021	H-JS	L	31	52	55,821
*Nov. 5, 2022	A	L	24	34	44,760

SERIES NOTES

- Texas Tech and TCU will meet for the 66th time in history as the Red Raiders lead the all-time series with a 32-30-3 advantage. This will be the 11th meeting between the two former Southwest Conference foes since the Horned Frogs joined the Big 12 prior to the 2012 season.
- Texas Tech and TCU were previously members of the Southwest Conference from 1960-95 where the Red Raiders held a 21-12-3 advantage in those games. The two schools met twice as non-conference foes in 2004 and 2006 prior to TCU joining the Big 12 in 2012.

NO ONE IS MORE AGGRESSIVE

- Much was said about **Joey McGuire's** aggressive approach to fourth downs in 2022 as Texas Tech finished 33-of-52 on conversion attempts, which ranked first nationally for both total successful conversions and attempts. The Red Raiders were third in the Big 12 and 16th nationally with a .635 conversion percentage.
- Since McGuire took over as Texas Tech's head coach, the Red Raiders lead the FBS with 74 total fourth-down attempts and 48 total conversions (64.9 percent). Baylor also has 40 conversions during that span on 69 attempts to rank second in conversions and attempts.
- The Red Raiders are tied with USF for the FBS lead with 15 total conversions thus far this season and tied for fourth overall with their 22 total attempts. USF leads the nation with 29 total fourth-down attempts followed by Temple (27), Western Michigan (24), Buffalo (22), Baylor (22) and the Red Raiders. Texas Tech currently ranks tied for 26th in the FBS and fourth in the Big 12 with a .682 conversion percentage.
- Texas Tech has turned fourth down conversions into points in each of the past five weeks with 10 points as a result in both the Tarleton State and West Virginia games and seven points versus Houston, Baylor and Kansas State. The Red Raiders are currently plus-35 in the plus/minus scale on its fourth-down decisions this season after finishing plus-78 a year ago.
- Texas Tech was 5-for-8 on fourth-down attempts at West Virginia, which is tied for the second-most conversions in a FBS game this season and is the most attempts nationally. Baylor had five fourth down conversions Sept. 16 against LIU as did Rutgers on Sept. 30 versus Wagner and Oregon State on Oct. 7 against Cal. Army has the national lead after going 6-for-6 on attempts versus UTSA on Sept. 15. Texas Tech's season-high for fourth down conversions in 2022 was also six.
- Texas Tech is 10-5 under McGuire when it was tied or leading the plus/minus scale on its fourth-down decisions with four of those losses coming this season. The only loss from the 2022 season came at Oklahoma State.

RED RAIDERS ON FOURTH DOWN ATTEMPTS IN 2023

Game	4th Downs	Pts. Gained	Pts. Lost	+/-
Wyoming	2-2	0	0	0
Oregon	1-2	0	3	-3
Tarleton St.	2-2	10	0	+10
West Virginia	5-8	10	3	+7
Houston	1-1	7	0	+7
Baylor	1-2	7	0	+7
Kansas State	3-5	7	0	+7
BYU	--	--	--	--
TCU	--	--	--	--
Kansas	--	--	--	--
UCF	--	--	--	--
Texas	--	--	--	--
2023 Totals	15-22	41	6	+35
2022 Totals	33-52	129	51	+78
2022 thru 8 Games	22-36	86	37	+49

NEWS AND NOTES ON THE OFFENSE

- Texas Tech had scored first in five of seven games this season and 12 of 20 games now under **Joey McGuire** after finding the end zone via a 13-yard scoring strike from **Behren Morton** to **Coy Eakin** at Baylor, the first of the latter's career.
- Speaking of Eakin, he recorded the first 100-yard game of his career against Kansas State after finishing with five catches for 102 yards. Eakin has a pair of explosive catches in the loss, hauling in a 30-yard reception from **Behren Morton** in the first half and then a 43-yarder from **Jake Strong** in the fourth quarter. Both receptions marked the first two explosive plays of Eakin's career.

- Texas Tech led in time of possession for the first time this season against Baylor and the ninth time under **Joey McGuire**. The Red Raiders are now 7-2 in those games.
- **Myles Price** leads all returning Red Raiders in career receptions and receiving yards as he has caught 149 passes for 1,645 yards over the previous three-plus seasons. Price, who has totaled at least 500 receiving yards each of the past two seasons, shares the team high with four receiving touchdowns this season with his most recent being a leaping grab from 11 yards out versus Houston. He and **Jerand Bradley** currently rank tied for second in the Big 12 for receiving touchdowns, trailing only Oklahoma's Nic Anderson (6).
- Price recorded at least 10 receptions for the second time in his career at Baylor as he received half of Texas Tech's passing targets (26) in the win, finishing with 10 catches for 90 yards. Of that total, 63 yards came after the catch, which marked the most by a Red Raider since **Xavier White** had 82 versus West Virginia a year ago.
- **Jerand Bradley** made one of the top highlights of the year with a contested touchdown catch against Kansas State. He ranks second on the team with 27 receptions for 298 yards and four touchdowns this season. Bradley, a preseason All-Big 12 pick, matched his career high with eight receptions in the season opener at Wyoming, finishing with 88 yards and a touchdown before adding five catches for 83 yards and another score versus Oregon. Bradley led all Big 12 freshmen and ranked third among FBS freshmen for receiving yards overall in 2022.
- **Xavier White** has succeeded as both a running back and wide receiver over his Texas Tech career. Now in his final season, White is one of only two Red Raiders since 2000 to record multiple games with at least 100 rushing yards as well as two more 100-yard receiving performances. He joined **Taurean Henderson** on that list.
- Texas Tech's tight end room has produced five of its 16 passing touchdowns this season with two going to both **Mason Tharp** and **Baylor Cupp** and the other to **Jayden York**. Texas Tech likely has two of the lengthiest passing threats in the country in the 6-9 Tharp and 6-6 Cupp, the latter of which hauled in a career-high two touchdowns at Baylor. Tharp, meanwhile, previously caught four passes for 37 yards and a score versus Oregon and followed with three catches for 43 yards and another touchdown versus Tarleton State.

PLENTY OF EXPERIENCE BACK UP FRONT

- If there was a perceived weakness to the Red Raider offense in 2022, it was the inexperience along the offensive line as offensive coordinator **Zach Kittley** and offensive line coach **Stephen Hamby** were looking to reshape a unit that lost three starters from the previous year. Texas Tech's 141 career starts among its offensive line entering the 2023 season ranked sixth in the FBS and second in the Big 12, only behind Houston. The Red Raiders also boasted 209 games played among its offensive linemen, a figure that led the Big 12 and ranked 10th in the FBS.
- The offensive line is coming off possibly their best three performances of the season as Texas Tech averaged 202.3 rushing yards and has allowed only 1.3 sacks per game during that span.





THE TONY & JAYLON SHOW

Texas Tech boasts one of the top interior defensive line duos in the country with **Jaylon Hutchings** and **Tony Bradford Jr.**, who have combined to make 85 starts between the two with 297 tackles, 53.0 tackles for loss and 23.0 sacks. Hutchings has made 53-consecutive starts entering this weekend, which is the second-longest active streak in the FBS only behind Troy defensive back Dell Pettus (53).

Hutchings is on pace for potentially the best season of his career as he owns 7.0 tackles for loss, which is already the most in his career. Hutchings recorded 50 tackles on his own a year ago which led all down-linemen, to go along with 5.5 tackles for loss and 1.5 sacks.

INSIDE THE NUMBERS WITH TONY & JAYLON

Name	GP	GS	TKLS	TFL	Sacks
Tony Bradford Jr.	49	32	120	27.5	12.5
Jaylon Hutchings	57	53	177	25.5	10.5
Totals	106	85	297	53.0	23.0

DEFENSIVE NOTEBOOK

ADD "RB" TO HIS NAME

Not many defensive linemen in college football have a carry on their career stat sheet, let alone three. **Jaylon Hutchings** can proudly boast he might be the rare exception, however, as he was used on two offensive snaps during the regular-season finale against Oklahoma a year ago. On the first play, he was targeted on a pass attempt that was out of his reach, but on the very next play, Hutchings rushed the ball for a 1-yard touchdown. He also totaled nine yards on the ground in 2019 as part of two fake punt attempts. Hutchings, a former running back despite his size at Forney High School, was included prior to each of the last two seasons on the annual "Freaks List" column by Bruce Feldman of *The Athletic*.

THE MAYOR

Now in his fifth year in Lubbock, **Tony Bradford Jr.** has earned a new nickname by head coach **Joey McGuire**: "The Mayor." The nickname is a result of Bradford's consistent presence in the West Texas community, a distinction that earned him national recognition last season as part of the Allstate AFCA Good Works Team. Bradford became the fourth Red Raider student-athlete all-time to be recognized on the Good Works Team.

Bradford is the driving force behind a Texas Tech football program that has committed more than 3,500 hours of community service the past three years alone, contributing to visits to local elementary and junior high schools, the Ronald McDonald House, the Texas Boys Ranch, South Plains Food Bank, Habitat for Humanity, Burgers and Badges and area children's homes.

In addition to his role in the community, Bradford has taken steps to advance his future career in law enforcement by serving as a security guard with the Texas Tech Police Department. Bradford, who lists becoming a police chief as his goal after football, has worked with the police department each of the past four springs to gain valuable knowledge of the profession. During the spring, Bradford will often go from a morning workout, to a class to potentially riding along with a member of the Texas Tech police department to protect his peers on campus.

Bradford was named the "honorary mayor" of Lubbock by actual city of Lubbock Mayor Tray Payne on Dec. 28, 2022, prior to the Red Raiders' victory over Ole Miss in the Texas Bowl. Bradford has since visited City Hall this past offseason in addition to being a regular at community events involving law enforcement agencies.

WHAT IS THE STAR POSITION?

If you ask **C.J. Baskerville** what the "star" position stands for in **Tim DeRuyter's** defensive scheme, he'll give you a short answer. It's intended for a "football player." The statement actually perfectly describes the traits necessary as the position regularly morphs from a nickel or safety in terms of responsibility to even an outside linebacker or extra rusher in certain situations.

After two seasons at San Diego State, Baskerville is already in the midst of his best collegiate season as he has 32 tackles in five games, including 3.5 for a loss. He is already seven stops shy of his career high for tackles entering the final five games of the season, while his 3.5 tackles for loss are one more than his combined career total with the Aztecs.

Baskerville's performance thus far follows the first-year success DeRuyter's system experienced a year ago with **Marquis Waters**, who ranked second in the FBS among defensive backs with 13.0 tackles for loss.

OLB ROOM A SPECIALTY OF DERUYTER

After losing a top-10 draft pick in **Tyree Wilson**, Texas Tech has relied on the tandem of **Myles Cole** and **Steve Linton** to pair on the outside of interior defensive linemen **Tony Bradford Jr.** and **Jaylon Hutchings**. Cole resembles Wilson in size, measuring 6-6, 285 pounds with a wingspan at 86 inches, which is slightly longer than Wilson's impressive numbers from the NFL Combine (35 5/8-inch arm measurement). Cole can also bend and move around tackles as the Texas Tech strength staff clocked him with a max speed of 20.3 mph this past summer. Cole currently ranks second on the team with 2.5 sacks this season as part of 18 tackles through six games.

In addition, Texas Tech has sophomore **Joseph Adedire**, who made 10 starts now in his career, as well as senior **Bryce Ramirez** and sophomores **Charles Esters III** and **Terrell Tilmon** and redshirt freshman **Harvey Dyson III**. Returning outside linebacker **Isaac Smith**, who emerged late in the 2022 season as one Texas Tech's top young prospects, has already been declared as out for the season with an injury.

Wilson, who was selected seventh overall by the Las Vegas Raiders, became the third rush end type player to be selected within the first 10 picks of the NFL Draft during defensive coordinator **Tim DeRuyter's** career. DeRuyter has coached 17 NFL Draft selections during his career now, which includes a pair of other defensive ends/edge linebackers like Wilson who were selected in the first round such as **Kayvon Thibodeaux** at Oregon and **Von Miller** at Texas A&M.

DEFENSIVE STAT NOTABLES

CAREER 10+ TACKLE GAMES

Jesiah Pierre (2)

Date	Tackles	Opponent
Sept. 2, 2023	14	Wyoming
Sept. 23, 2023	12	West Virginia

Dadrion Taylor-Demerson (1)

Date	Tackles	Opponent
Sept. 9, 2023	12	Oregon

Ben Roberts (4)

Date	Tackles	Opponent
Sept. 9, 2023	12	Oregon
Sept. 23, 2023	11	West Virginia
Sept. 30, 2023	10	Houston
Oct. 14, 2023	11	Kansas State

Tyler Owens (1)

Date	Tackles	Opponent
Sept. 30, 2023	10	Houston

GAME-BY-GAME TACKLE LEADERS

Opponent	Tackles	Player
Wyoming	14	Jesiah Pierre
Oregon	12	Taylor-Demerson/Roberts
Tarleton State	6	C.J. Baskerville/Ty Kana
West Virginia	12	Jesiah Pierre
Houston	10	Owens/Roberts
Baylor	7	Ben Roberts
Kansas State	11	Ben Roberts
BYU		
TCU		
Kansas		
UCF		
Texas		

TEXAS TECH BOWL HISTORY

Texas Tech is looking to make its 40th postseason bowl appearance this season, which ranks among the top-25 programs all-time in bowl games played. The Red Raiders rank tied for third among current Big 12 Conference programs in bowl appearances.

SCHOOL	APPEARANCES
1. Alabama	70
2. Texas	58
Georgia	58
4. USC	56
Oklahoma	56
6. Tennessee	55
7. Nebraska	53
LSU	53
Ohio State	53
10. Penn State	52
11. Michigan	50
12. Florida	49
13. Florida State	47
13. Georgia Tech	46
Auburn	46
16. Arkansas	44
Clemson	44
18. Miami (Fla.)	43
Texas A&M	43
20. Washington	41
21. Texas Tech	40
Mississippi	40
West Virginia	40
BYU	40
25. Notre Dame	39

MILESTONE VICTORIES

Texas Tech entered the 2023 season with 590 victories in its 98 complete seasons of football.

NO.	DATE	SCORE	OPPONENT	PLACE
1	Oct. 17, 1925	30-0	Montezuma	Lubbock
50	Sept. 29, 1934	24-7	McMurry	Lubbock
100	Oct. 3, 1941	16-6	Oklahoma A&M	Stillwater
150	Nov. 26, 1949	23-13	Hardin-Simmons	Lubbock
200	Sept. 17, 1960	38-14	West Texas State	Lubbock
250	Oct. 10, 1970	21-7	Texas A&M	College Station
300	Sept. 10, 1977	17-7	Baylor	Waco
350	Nov. 7, 1987	36-35	TCU	Lubbock
400	Dec. 27, 1995	55-41	Air Force	Tucson, Ariz.
450	Aug. 30, 2003	58-10	SMU	Lubbock
500	Nov. 1, 2008	39-33	No. 1 Texas	Lubbock
550	Nov. 14, 2015	59-44	Kansas State	Lubbock

THE BRAND ON TEXASTECH+

The Brand is more than just a saying. It's a lifestyle. See how it played out for Joey McGuire and his program throughout preseason camp through The Brand: Season Two, airing now on TexasTech+, the official digital platform of Texas Tech Athletics. The new platform is available on AppleTV, Roku and any Amazon platform and features behind-the-scenes content from the Red Raiders and every Texas Tech program.



PUTTING OUT THE FIRE

■ Texas Tech was one of the most-successful teams nationally in 2022 in limiting opponents in the red zone, all part of a philosophy by **Joey McGuire** and **Tim DeRuyter** to challenge the defense to "put out the fire." By putting out the fire, the Red Raiders strive to either create a takeaway, force a fourth-down stop or keep their opponent to only a field goal.

■ The Red Raiders, ultimately, led the Big 12 and ranked ninth in the FBS for red zone defense in 2022 after opponents scored in 43-of-58 trips inside the 20.

■ While no points are obviously the preference, Texas Tech was among the top teams in the country in limiting opponents to only a field goal. In fact, 16 of the 43 red zone conversions by opponents were the result of a field goal, which led all power-five schools and ranked fourth in the FBS.

■ Texas Tech's red-zone stats can be deceiving again this season as opponents have put up points in 22-of-25 appearances inside the 20-yard line. Eight of those occurrences, though, have been the result of a field goal, which ranks tied for 10th in the FBS and third in the Big 12 only behind Kansas (9) and Kansas State (9).

■ Texas Tech's opponents have found the end zone only 14 times in 25 trips to the red zone so far this season, a .560 percentage that was greatly helped by K-State going a perfect 4-for-4 this past weekend, all on rushing touchdowns. Prior to that game, the Red Raiders had only given up four rushing touchdowns in the red zone all season. It was a contrast to the previous week when Baylor moved inside the 20 three times, only to settle for six points thanks to a pair of field goals.

RED RAIDER RED ZONE DEFENSE UNDER DERUYTER

Year	RZ Att.	RZ Scores	TD	TD PCT.	FG	FG PCT.
2022	58	43	27	46.6	16	27.6
2023	25	22	14	56.0	8	32.0
TOTALS	83	65	41	49.4	24	28.9

MAJOR SIZE IN THE SECONDARY

■ It's really hard not to like the size Texas Tech has in the secondary this season in 6-3 corners **Malik Dunlap** and **Rayshad Williams** as well as two rangy safeties in **C.J. Baskerville** and **Tyler Owens**. Baskerville also measures at 6-3 in height, while Owens is 6-2, giving Texas Tech what has to be one of the tallest secondaries in college football.

■ Dunlap, an All-Big 12 second team selection in 2022, leads the team with three interceptions so far this season as he picked off two passes versus Tarleton State, returning the first 52 yards for Texas Tech's opening touchdown, and added another at West Virginia. Dunlap became the first Red Raider to intercept two passes in a game since **Douglas Coleman III** did so at Arizona in 2019. He is the first Red Raider to combine for three interceptions over a two-game span since Coleman had the same total versus Oklahoma State and Baylor in 2019. Dunlap enters this weekend ranked tied for 12th in the FBS for total interceptions and second in the Big 12 behind only Iowa State's **Jeremiah Cooper** (5).

■ Dunlap and Williams are two of three regular starters back for the Red Raiders in the secondary, joining fellow super senior **Dadrion Taylor-Demerson**, who has made 31 starts over his career and currently ranks third on the team with 44 total tackles despite missing majority of the win over Houston.

■ Owens, meanwhile, ranked 29th on the annual Freaks List compiled by *The Athletic's* Bruce Feldman due to his overall athleticism with a vertical jump over 40 inches and a clocked running speed at more than 23 miles per hour in a game. He's made 18 tackles this season to go along with a pass breakup.

■ **Bralyn Lux** has been the biggest addition to the secondary this season as the Fresno State transfer shares the team high with four pass breakups with Williams in six games played.

NEWS AND NOTES ON THE DEFENSE

■ Texas Tech is allowing 25.1 points per game through the first seven weeks, marking its lowest average to start a season since 2013. The strong start continues its improvements under second-year coordinator **Tim DeRuyter**, who helped guide the Red Raiders to only allowing 29.2 points per game in 2022, their lowest average in more than a decade.

■ The victory over Baylor marked the fifth time Texas Tech has held an opponent to under 20 points under **Tim DeRuyter** and the third time to do so in a Big 12 contest. The Red Raiders are now a perfect 5-0 in those games.

■ Texas Tech limited Baylor to only 17 rushing yards on 30 attempts, which marked the second-fewest rushing yards by a Big 12 opponent all-time for the Red Raiders and their fewest since limiting Kansas to only 11 yards on the ground in 1997.

■ Texas Tech has eliminated explosive running plays thus far this season with only two attempts going at least 20 yards through seven games. The Red Raiders are one of 12 schools nationally and the only Big 12 program to allow only two rushing attempts of 20 or more yards this season.

■ The Red Raiders forced four fumbles in the win over Baylor, recovering one of those on a **Steve Linton** strip-sack. It marked the most forced fumbles in a game by Texas Tech since creating four at Oklahoma State in 2020.

■ Speaking of Linton, the senior's career-high three sacks versus Baylor are the most in the Big 12 this season and rank sixth on the NCAA FBS single-game list. He is the first Red Raider to record 3.0 or more sacks in a game since **Jordyn Brooks** had the same total in a home win over Oklahoma State in 2019. Linton knocked the ball loose on two of his sacks as the Red Raiders recovered one of those, setting up a key field goal to lead 17-3 at the half. Linton was the first Red Raider to force two fumbles in a game since **Colin Schooler** against Oklahoma State in 2020. He is the only Big 12 player this season to cause two or more fumbles as well.

■ **Ben Roberts** has emerged as one of Texas Tech's top tacklers this season as he leads the team with 56 stops. Roberts, who ranks fifth in the Big 12 for tackles per game (8.0), has made 10 or more stops in four of the past six games since moving into a starting role against Oregon. He added his first career interception at Wyoming. Among freshmen nationally, Roberts ranks second in the FBS with 56 total tackles this season and third for tackles per game (8.0). He leads all Big 12 freshmen in both categories and ranks fifth overall in the conference for total tackles per game.

■ **Jesiah Pierre** ranks second on the team with 50 tackles despite missing the entire Houston game. Pierre, who moved from an outside linebacker to the inside this offseason, currently ranks fourth in the Big 12 for total tackles per contest (8.3) ahead of Roberts. He set a new career-high with 14 stops in the season opener versus Wyoming and then added his second career game with 10 or more stops with 12 at West Virginia.

■ Roberts isn't the only younger Red Raider making a difference defensively as sophomore **Charles Esters III** had four tackles, including a career-high 2.0 sacks and first forced fumble at Baylor, while fellow sophomore **E'Maurion Banks** notched a career-high four stops of his own in his return to the field. True freshman defensive back **Brendan Jordan**, meanwhile, returned to a starting role versus Kansas State, delivering a season-best six stops to go along with his first-career tackle for loss and pass breakup.

■ The Red Raiders will look to get back to their "take 3" mantra this weekend as Texas Tech has produced one takeaway the last three games combined and three collectively during Big 12 play.



AMONG THE BEST PUNTERS IN HISTORY

Already a fixture in the Big 12 and Texas Tech record books, **Austin McNamara** is on pace to wrap his Red Raider career by placing his name among the all-time NCAA FBS leaders for punting. McNamara's current 46.10 career punting average ranks sixth all-time in FBS history among punters with 150-249 career attempts. His average would snap the FBS record for punters with at least 250 career attempts. McNamara needs 31 more punts to qualify for that list. McNamara currently ranks fifth in the FBS after averaging 48.3 yards per punt this season.

NCAA PUNTING AVERAGE ALL-TIME LEADERS (150-249 CAREER PUNTS)

1. Ryan Stonehouse (Colorado State, 2017-21)	47.77
...	
5. Drew Kaser (Texas A&M, 2011-15)	46.20
6. Austin McNamara (Texas Tech, 2019-present)	46.10
7. Bryce Baringer (Michigan State, 2018-22)	46.00
8. Max Duffy (Kentucky, 2018-20)	45.96
9. Trevor Daniel (Tennessee, 2015-17)	45.93



SPECIAL TEAMS NOTEBOOK

WHERE MCNAMARA RANKS IN 2023

■ Through his first seven games of the 2023 season, McNamara currently leads the Big 12 Conference and ranks tied for fifth in the FBS with a 48.3 yards per punt average. It is currently the highest average of McNamara's illustrious career and is on pace to snap his own Texas Tech and Big 12 single-season records.

■ Texas Tech currently ranks tied for eighth in the FBS and second in the Big 12 with a 43.3 net punting average this season. Of the punters ranked in the top 10 currently for punting average, McNamara would rank fourth overall for net punting average. He ranks second in that group, however, for fewest punt return yards allowed, trailing only Florida State's Alex Mastromanno, who is averaging a full two yards less per punt this season compared to McNamara.

■ McNamara currently ranks second among active FBS punters with a 46.1 career punting average. He trails only Ryan Rehkow of BYU, who has 77 fewer punts than McNamara over his career and also benefits from playing at a much-higher elevation in Provo, Utah (4,657) than at Texas Tech (3,215).

■ Outside one punt that was returned for 20 yards, opponents are averaging only 4.6 yards per return over the other five returns against the Red Raiders this season. His six total punt returns allowed this season rank tied for second among punters ranked in to the top 10 for punting average this season.

■ Of his nine punts downed inside the 20 this season, eight of those have resulted in opposing drives starting at the 11-yard line or deeper.

■ According to *Pro Football Focus*, McNamara currently ranks seventh in the FBS for punt hangtime among those with at least 10 attempts this season as he's averaging 4.22 seconds per attempt. That average moves into a tie for fourth nationally among punters with at least 20 attempts on the year. McNamara is one of only three kickers currently in the top 10 in the FBS for punting average this season to also rank in the top 10 for PFF's hangtime average, joining Alabama's James Burnip and Arkansas' Max Fletcher.

■ *Pro Football Focus* ranks McNamara third in the FBS among punters with an overall grade of 85.4 for the season.

■ Keep in mind McNamara plays for one of the most-aggressive head coaches in college football when it pertains to fourth downs. Under **Joey McGuire**, Texas Tech leads the FBS lead with 67 fourth-down attempts since the start of the 2022 season alone. The Red Raiders rank tied for fourth in the FBS for fourth-down attempts this season with 22 through seven games.

MORE RECORD BOOK TALK...

■ McNamara is already a fixture as one of the top punters in history as he is the school and Big 12 record holder for single-season punting average (48.2 in 2021) and longest punt (87). Following the 2022 campaign, McNamara has four of the top eight single-season averages in program history.

■ McNamara booted 42 punts for 2,023 yards in 2021 to smash the previous Texas Tech single-season record of 46.8 that was set by **Mark Bounds** in 1991. He is on pace to break that record again with his 48.3 average through seven games.

■ The Arizona native will look to cement his name as the top punter in conference history as he is on pace to snap the Big 12 career record of 45.9 yards per punt that was set by Oklahoma State's Quinn Sharp from 2009-12. McNamara, who is averaging 46.1 yards per punt, himself, over the last four-plus seasons, is also on pace to easily shatter the Texas Tech career record of 43.7 yards an attempt that was set by **Taylor Symmank** following the 2015 campaign.

■ By bombing eight punts of at least 50 yards in a single game, McNamara set a new single-game FBS record on Nov. 20, 2021 against Oklahoma State. The performance broke the previous FBS record of seven that was set by Colorado's Mark Mariscal in a 2002 home game against Southern California.

■ McNamara set social media on fire in 2020 with his booming 87-yard punt against West Virginia, which marked the longest by an FBS kicker since 2017 and the longest in Texas Tech and Big 12 history. McNamara broke the Texas Tech single-game record for the longest punt that was previously set by **R.W. Moyers** in 1945 against West Texas State.

MCNAMARA vs. RAY GUY WINNERS

■ Over the course of his illustrious career, one accolade has somehow eluded McNamara: being named a finalist for the prestigious Ray Guy Award. That fact is disappointing knowing McNamara's numbers historically have measured up to the eventual winner of college football's top punting award.

■ McNamara's current 48.3 yards per punt average would rank third among winners of the Ray Guy Award, trailing only San Diego State's Matt Araiza from 2021 and Texas A&M's Braden Mann from 2018. McNamara averaged a school and Big 12 record 48.2 yards per punt as a junior in 2021, which, likewise, would rank third all-time among previous Ray Guy Award winners.

■ In its 23 years of existence, the Ray Guy Award has never presented its trophy to a winner who did not average at least 44.0 yards per punt that season. McNamara has compiled at least a 44.3 average in all four seasons as a Red Raider and is averaging 46.1 yards per attempt over his career, which is higher than seven previous winner's single-season total.

THE MCNAMARA RECORD BOOK

TEXAS TECH SINGLE-GAME LONGEST PUNTS

1. Austin McNamara vs. West Virginia (2020)	87
2. R.W. Moyers vs. West Texas State (1945)	85
3. David Kuykendall vs. Arkansas (1975)	79
4. Buddy Hill vs. Tulsa (1954)	78
Ken Vinyard vs. Kansas (1966)	78
Johnny Odom vs. Boston College (1971)	78
Mark Bounds vs. Texas (1991)	78
8. Robert King vs. Rice (1992)	77
Robert King vs. Texas A&M (1993)	77
10. Johnny Odom vs. SMU (1970)	76
11. Johnny Odom vs. Texas (1970)	75
Maury Buford vs. Texas A&M (1978)	75
Robert King vs. Wyoming (1992)	75

TEXAS TECH SINGLE-SEASON AVERAGE LEADERS

- Austin McNamara (2023)	48.3
1. Austin McNamara (2021)	48.2
2. Mark Bounds (1991)	46.8
3. Austin McNamara (2020)	46.3
4. Taylor Symmank (2015)	46.0
5. Alex Reyes (2006)	45.2
6. Austin McNamara (2019)	45.0
7. Maury Buford (1981)	44.8
8. Austin McNamara (2022)	44.3
9. Maury Buford (1978)	44.1
10. Ryan Erxleben (2013)	43.0
Alex Reyes (2003)	43.0

TEXAS TECH CAREER AVERAGE LEADERS

- Austin McNamara (2019-Present)	46.1
1. Taylor Symmank (2012-15)	43.7
2. Alex Reyes (2003-06)	43.3
3. Maury Buford (1978-81)	43.2
4. Robert King (1992-93)	42.6
5. Ryan Erxleben (2009, 2011-13)	41.9

BIG 12 CONFERENCE SINGLE-GAME LONGEST PUNTS

1. Austin McNamara vs. West Virginia (2020)	87
2. Michael Turk (OU) vs. Texas (2021)	85
Tress Way (OU) vs. Utah State (2010)	85
4. Sam Koch (Neb) vs. Pittsburgh (2005)	84
5. Curtis Ansel (KU) vs. Baylor (2002)	83

BIG 12 CAREER AVERAGE LEADERS (min. 100 punts, 2 seasons)

1. Austin McNamara (2019-Present)	46.1
2. Quinn Sharp (Oklahoma State, 2009-12)	45.9
3. Michael Dickson (Texas, 2015-17)	45.3
4. Daniel Sepulveda (Baylor, 2003-06)	45.2
5. John Torp (Colorado, 2002-05)	44.9
6. Shane Lechler (Texas A&M, 1996-99)	44.7
7. Justin Brantly (Texas A&M, 2005-08)	44.4
8. Trevor Pardula (Kansas, 2013-14)	44.0
Tress Way (Oklahoma, 2009-12)	44.0
10. Nick O'Toole (West Virginia, 2013-15)	43.9

BIG 12 SINGLE-SEASON AVERAGE LEADERS (min. 40 punts)

1. Austin McNamara (2021)	48.2
2. Mark Mariscal (Colorado, 2002)	47.6
3. Michael Dickson (Texas, 2017)	47.4
Michael Dickson (Texas, 2016)	47.4
5. Shane Lechler (Texas A&M, 1997)	46.9
6. Cameron Dicker (Texas, 2021)	46.7

THE GAME IS NEVER OVER HERE

The victories over Texas & Oklahoma a year ago marked the 24th & 25th times since 2000 that the Red Raiders overcame a double-digit deficit to win. Below is a listing of Texas Tech's come-from-behind wins:

DATE	OPPONENT	DEFICIT	RESULT
Dec. 29, 2006	vs. Minnesota*	31	W, 44-41 (OT)
Sept. 25, 2004	Kansas	25	W, 31-30
Sept. 18, 2004	TCU	21	W, 70-35
Oct. 1, 2011	at Kansas	20	W, 45-34
Nov. 26, 2022	Oklahoma	18	W, 51-48 (OT)
Oct. 5, 2002	at #23 Texas A&M	18	W, 48-47 (OT)
Nov. 18, 2006	Oklahoma State	17	W, 30-24
Sept. 24, 2022	#22 Texas	14	W, 37-34 (OT)
Sept. 4, 2020	vs. Houston	14	W, 38-21
Nov. 14, 2020	Baylor	14	W, 24-23
Sept. 24, 2011	Nevada	14	W, 35-34
Nov. 6, 2010	at #14 Missouri	14	W, 27-17
Nov. 29, 2008	Baylor	14	W, 35-28
Jan. 1, 2008	vs. Virginia	14	W, 31-28
Sept. 8, 2007	UTEP	14	W, 45-31
Nov. 1, 2003	Colorado	14	W, 26-21
Nov. 16, 2002	#3 Texas	14	W, 42-38
Oct. 19, 2013	at West Virginia	11	W, 37-27
Nov. 24, 2017	at Texas	10	W, 27-23
Nov. 22, 2014	at Iowa State	10	W, 34-31
Oct. 5, 2013	at Kansas	10	W, 54-16
Oct. 20, 2012	at #21 TCU	10	W, 56-56 (3OT)
Sept. 3, 2011	Texas State	10	W, 50-10
Oct. 23, 2010	at Colorado	10	W, 27-24
Nov. 21, 2009	vs. Baylor	10	W, 20-13

* indicates largest come-from-behind win in FBS bowl history.

ALL-TIME OVERTIME GAMES

Texas Tech is 9-8 all-time in overtime games since the NCAA began allowing games to go past regulation in 1996. Below is a listing of Texas Tech's all-time results in overtime:

DATE	OPPONENT	RESULT
Sept. 2, 2023	at Wyoming	L, 33-35 (2OT)
Nov. 26, 2022	Oklahoma	W, 51-48 (OT)
Sept. 24, 2022	#22 Texas	W, 37-34 (OT)
Sept. 10, 2022	#25 Houston	W, 33-30 (2OT)
Sept. 26, 2020	#8 Texas	L, 56-63 (OT)
Oct. 12, 2019	at #22 Baylor	L, 30-33 (2OT)
Nov. 4, 2017	Kansas State	L, 35-42 (OT)
Oct. 29, 2016	at TCU	W, 27-24 (2OT)
Nov. 24, 2012	vs. Baylor	L, 45-52 (OT)
Nov. 10, 2012	Kansas	W, 41-34 (2OT)
Oct. 20, 2012	at #21 TCU	W, 56-53 (3OT)
Oct. 11, 2008	Nebraska	W, 37-31 (OT)
Dec. 29, 2006	vs. Minnesota	W, 44-41 (OT)
Sept. 9, 2006	at UTEP	W, 38-35 (OT)
Nov. 13, 2004	at #22 Texas A&M	L, 25-32 (OT)
Oct. 5, 2002	at #23 Texas A&M	W, 48-47 (OT)
Sept. 21, 2002	#16 N.C. State	L, 48-51 (OT)
Oct. 6, 2001	Kansas	L, 31-34 (2OT)

- According to the NCAA FBS record book, McNamara's current career average of 46.10 yards per punt is higher than all 20 previous winners of the Ray Guy Award. Max Duffy, the 2019 winner of the award, totaled a 45.96 average over his three seasons at Kentucky to rank just behind McNamara.
- McNamara's longest career punt of 87 yards is longer than any other previous winner of the Ray Guy Award. In fact, only four other previous winners had a punt go at least 80 yards in the year he won the award.

M McNAMARA COMPARED TO PREVIOUS RAY GUY WINNERS

Name (Year)	School	Avg.	LG	50+	I20
Austin McNamara (Career)	Texas Tech	46.1	87	76	63
Austin McNamara (2023)	Texas Tech	48.3	59	13	9
Adam Korsak (2022)	Rutgers	44.0	77	14	32
Matt Araiza (2021)	SDSU	51.2	86	39	37
Pressley Harvin III (2020)	Georgia Tech	48.0	70	22	18
Max Duffy (2019)	Kentucky	48.1	70	22	24
Braden Mann (2018)	Texas A&M	51.0	82	28	19
Michael Dixon (2017)	Texas	47.4	76	36	42
Mitch Wishnowsky (2016)	Utah	47.7	66	30	34
Tom Hackett (2015)	Utah	48.0	76	23	28
Tom Hackett (2014)	Utah	46.7	70	25	36
Tom Hornsey (2013)	Memphis	45.2	79	18	29
Ryan Allen (2012)	LA Tech	48.0	85	21	20
Ryan Allen (2011)	LA Tech	46.1	72	29	39
Chas Henry (2010)	Florida	45.1	75	16	18
Drew Butler (2009)	Georgia	48.1	75	--	19
Matt Fodge (2008)	Oklahoma St.	44.1	71	6	17
Durant Brooks (2007)	Georgia Tech	45.1	77	21	33
Daniel Sepulveda (2006)	Baylor	46.5	78	25	26
Ryan Plackemeier (2005)	Wake Forest	47.2	82	--	20
Daniel Sepulveda (2004)	Baylor	46.0	69	24	--
B.J. Sander (2003)	Ohio State	43.3	68	--	16
Mark Mariscal (2002)	Colorado	48.2	68	29	16
Travis Dorsch (2001)	Purdue	48.1	79	--	--
Kevin Stemke (2000)	Wisconsin	44.5	72	--	22

GARCIA TAKES OVER KICKING DUTIES

- **Gino Garcia** is now 8-for-12 on field goal attempts this season as he has made each of his last six attempts but has not been called upon for a field goal attempt only once the past two weeks. Garcia, who arrived at Texas Tech prior to the 2022 season following three seasons at Houston Baptist (now known as Houston Christian), is a perfect 5-for-5 from inside 39 yards as all four of his misses have come from 40 yards or longer this season.
- For his career, Garcia has connected from 48 yards or longer seven times now in his career, including a career-long

59-yarder at Houston Baptist in 2021 and a 54-yarder for the Red Raiders earlier this season at Wyoming.

- Garcia, who was a 2021 first team honoree on the All-Southland Conference, is now 40-for-58 on field goal attempts over his career. He was 9-for-10 on attempts for the Huskies in 2021 prior to transferring to Texas Tech.

NEWS & NOTES ON SPECIAL TEAMS

- In addition to Garcia, Texas Tech tabbed **Reese Burkhardt**, a transfer from UAB, to handle kickoff duties. Burkhardt, known for a strong leg, has sailed 27 of his 42 kickoff attempts for touchbacks thus far this season (64.2 percent).
- Texas Tech has blocked six kicks now under head coach **Joey McGuire** and special teams coordinator **Kenny Perry**. Four of those blocks came in 2022 as the Red Raiders ranked tied for 10th in the FBS. The four blocks matched the most in a season for the Red Raiders during the Big 12 era with the 2000 and 2020 squads, respectively.
- **Loic Fouonji's** blocked punt for a TD versus Houston marked his second special teams score in a six-game span with the other being his kick return against Ole Miss in the Texas Bowl.
- Perry's special teams units have ranked among the nation's best through the first half of the season as the Red Raiders rank fourth in the FBS for punt return average (22.75), sixth for blocked kicks (2), 11th for kickoff return average (25.9) and eighth for net punting (43.3).

BE SPECIAL ON SPECIAL TEAMS

- The phrase "be special on special teams" is a common one in the Texas Tech locker room as it's part of the Red Raiders' weekly "plan to win" strategy under both **Joey McGuire** and special teams coordinator **Kenny Perry**.
- Perry has made an argument for one of the top performances by an assistant coach in the country thus far this season as he boasts one of the nation's top punters in Austin McNamara as well as four units that rank in the top 15 nationally in statistical categories. That's not even including his work as Texas Tech's running backs coach where **Tahj Brooks** is off to an impressive start, ranking fifth in the FBS in total rushing yards entering this season.
- Perry brings a similar background as McGuire as both were successful head coaches in the Dallas-Fort Worth metroplex before joining the collegiate ranks. He boasts more than 20 years of coaching experience, including 14 as a high school head coach and then nearly a decade at the college level with stops at TCU, Kansas and SMU.

BRYCE RAMIREZ IS BACK

You'd be hard pressed to find a more inspiring story in college football this season than **Bryce Ramirez**. A former walk-on, Ramirez rejoined the team as a full participant to start preseason camp and played a significant role at Wyoming, an impressive feat after suffering a compound leg fracture in the third week of the 2022 season at N.C. State. The injury forced Ramirez to remain in Raleigh for several days to recover from multiple surgeries before he was allowed to return to Lubbock. Ramirez was making his first career start against the Wolfpack and had just recorded a key third-down tackle to end an N.C. State drive earlier in the first quarter.

Since then, Ramirez has been diligent in his recovery, spending countless hours with the Texas Tech medical staff in order to return to the field. A candidate for the Comeback Player of the Year Award, Joey McGuire announced in June that Ramirez had been selected to wear the coveted No. 3 jersey intended for the player who best resembles the traits of The Brand (the toughest, hardest-working, most-competitive team in the country).



WATCH: Follow Ramirez' recovery through Red Raider Life, airing exclusively on TexasTech+.



INDIVIDUAL HONORS

TONY BRADFORD JR. (DL)

Wuerffel Trophy Watch List
 2022 Allstate AFCA Good Works Team Member
 Jason Witten Collegiate Man of the Year Semifinalist (Oct. 18)

JERAND BRADLEY (WR)

All Big 12 Preseason Team (Media)
 Biletnikoff Award Watch List
 Earl Campbell Tyler Rose Award Watch List

TAHJ BROOKS (RB)

Doak Walker Award Watch List
 Earl Campbell Tyler Rose Award Watch List
 Reese's Senior Bowl Watch List
 Doak Walker Award Running Back of the Week Honorable Mention (Oct. 10)
 Dave Campbell Mid-Season All-Texas College Football Team (Oct. 13)

MYLES COLE (OLB)

Reese's Senior Bowl Watch List

BAYLOR CUPP (TE)

Reese's Senior Bowl Watch List
 Earl Campbell Award Honorable Mention POW (Oct. 10)

MALIK DUNLAP (DB)

Dave Campbell Mid-Season All-Texas College Football Team (Oct. 13)

LOIC FOUONJI (WR)

Big 12 Special Teams Player of the Week (Oct. 3)

JAYLON HUTCHINGS (DL)

All-Big 12 Preseason Team (Media)
 Bednarik Award Watch List
 Bronko Nagurski Trophy Watch List
 Lombardi Trophy Watch List
 Outland Trophy Watch List
 Reese's Senior Bowl Watch List
 Lombardi Award™ Midseason Watchlist (Oct. 17)

STEVE LINTON (OLB)

Reese's Senior Bowl Watch List
 Reese's Senior Bowl Defensive Player of the Week (Oct. 9)

AUSTIN MCNAMARA (P)

Ray Guy Award Watch List
 Ray Guy Award National Punter of the Week (Oct. 10)
 Dave Campbell Mid-Season All-Texas College Football Team (Oct. 13)

BEHREN MORTON (QB)

Earl Campbell Award Honorable Mention POW (Oct. 10)

TYLER OWENS (DB)

Reese's Senior Bowl Watch List

MYLES PRICE (WR)

Reese's Senior Bowl Watch List

BRYCE RAMIREZ (OLB)

Comeback Player of the Year Watch List

CALEB ROGERS (OL)

Reese's Senior Bowl Watch List

TYLER SHOUGH (QB)

Earl Campbell Tyler Rose Award Watch List
 Maxwell Award Watch List
 Reese's Senior Bowl Watch List

COLE SPENCER (OL)

Comeback Player of the Year Watch List

RUSTY STAATS (OL)

Rimington Trophy Watch List
 Reese's Senior Bowl Watch List

DADRION TAYLOR-DEMERSON (DB)

Reese's Senior Bowl Watch List

UNIFORM TRACKER



Over the past decade, Texas Tech has been among the most innovative teams in the country related to team uniforms. The Red Raiders have multiple uniform combinations in their wardrobe and often do not use the same combination twice in a season. Here's a look at Texas Tech's record in various uniform combinations:

Helmet-Jersey-Pants	Record
Black-Black-Black	14-13
Black-White-Black	13-11
Black-Red-Black	15-3
White-White-White	11-7
Black-Red-White	4-0
Black-Black-White	4-4
Black-Red-Red	5-1
Black-White-White	1-5
Black-Gray-Black	1-0
Black-Black-Gray	1-0
Gray-Gray-Gray	1-0
Black-Black-Red	0-1
Black-White-Red	1-4
White-White-Red	0-2
White-White-Black	1-0
White-Black-White	2-2
White-Red-White	1-0
White-Red-Red	1-2
Gray-White-Gray	1-3
Red-Red-White	1-0
Red-White-White	1-1
Red-White-Red	1-4
Red-Red-Red	1-2
Red-White-Black	1-3
Red-Red-Black	0-1
Red-Black-White	0-1
Red-Black-Black	1-0
Black-White-Gray	0-1
Wounded Warrior (2010)	1-0
Wounded Warrior (2011)	0-1
Lone Star Pride (2012)	0-1
Lone Survivor (2013)	0-1
Lone Star Pride (2013)	0-1
Throwbacks - Black (2014)	0-1
White Ombre' (2014)	0-1
Lone Star Pride (2014)	0-1
Black Ombre' (2014)	0-1
Throwbacks - White (2015)	2-0
Throwbacks - Red (2017)	1-2
Throwbacks - White (2018-19)	1-1
Throwbacks - Black-Red-White (2020)	1-1
Throwbacks - Black-Black-Gray (2021)	0-1
Throwbacks - Black-White-Black (2022)	0-1
Throwbacks - Black-Black-Black (2022)	0-1
Throwbacks - Black-White-Red (2022)	0-1

2023 UNIFORM TRACKER

Wyoming	Black-White-White
Oregon	White-Red-Red
Tarleton	Throwbacks - Black-Red-White
West Virginia	Red-White-Red
Houston	Black-Red-Black
Baylor	Black-White-Red
Kansas State	Black-Black-Black



QUICK FACTS

TEXAS TECH UNIVERSITY

Founded	1923
Enrollment	40,322
Nickname	Red Raiders
Chancellor	Dr. Tedd Mitchell
President	Dr. Lawrence Schovanec
Director of Athletics	Kirby Hocutt
Official Mascot	Masked Rider (horse and rider)
Unofficial Mascot	Raider Red (cartoon figure)

TEAM HISTORY

First Season	1925
All-Time Record/Seasons	593-478-32/99th
All-Time Conference Record	285-262-10
Conference Championships	11
Bowl Appearances/Record	40 (16-23-1)

STADIUM INFORMATION

Name	Jones AT&T Stadium
Capacity	60,454
Stadium Luxury Suites	85
Stadium Club Seats	1,644
Stadium Surface	FieldTurf (installed 2017)
Band	Goin' Band from Raiderland (400 members)


TEAM INFORMATION

2022 Overall Record	8-5
Big 12 Record (Finish)	5-4 (4th)
Home Record	6-1
Road Record	1-4
Neutral	1-0
Lettermen Returning/Lost	45/19
Starters Returning/Lost (Offense)	10/1
Starters Returning/Lost (Defense)	6/5
Newcomers	42

SUPPORT STAFF

Head Strength Coach	Lance Barilow (2nd Season)
Associate Strength Coach	Aaron Hall (2nd Season)
Associate Strength Coach	Brandon Lee (2nd Season)
Assistant Strength Coach	Brandyn Musgrave (2nd Season)
Assistant Strength Coach	Khalid Blount (1st Season)
Associate A.D./FB Admin.	Antonio Huffman (5th Season)
Director of FB Operations	Quintin Jordan (2nd Season)
General Manager	James Blanchard (2nd Season)
Director of Player Personnel	Brian Nance (2nd Season)
Director of Scouting	Sean Kenney (2nd Season)
Director of Player Development	Dave Martin (2nd Season)
Asst. Dir. Player Development	Sammy Morris (3rd Season)
Asst. Dir. of Ops & Recruiting	Harrison Hanna (2nd Season)
Dir. of Recruiting Operations	Kate Shealy (3rd Season)
Dir. of On-Campus Recruiting	Preslee Quisenberry (2nd Season)
Senior Offensive Analyst	Kirk Bryant (2nd Season)
Special Teams Analyst	Tyler Schovanec (2nd Season)
Defensive Quality Control	Ryan Conry (2nd Season)
Defensive Quality Control	James Lockhart (2nd Season)
Offensive Quality Control	Diego Ortiz (2nd Season)
Offensive G.A.	Lou Bunning (2nd Season)
Offensive G.A.	Trent Vasey (2nd Season)
Defensive G.A.	Jah'Shawn Johnson (2nd Season)

TEXAS TECH COACHING STAFF



ZACH KITTLEY

Offensive Coordinator/Quarterbacks
2nd Season at Tech
Game Day Location: Sideline

Career Breakdown: Kittley returned to his alma mater to put together a strong debut season as the Red Raiders averaged 34.2 points per game and 461.4 yards of total offense per game despite using three different starting quarterbacks during the year. Kittley has worked with a pair of NFL quarterbacks during his short coaching career, first with Patrick Mahomes II at Texas Tech and then Bailey Zappe at both Houston Baptist and Western Kentucky.



TIM DERUYTER

Defensive Coordinator
2nd Season at Tech
Game Day Location: Pressbox


Career Breakdown: DeRuyter arrived in Lubbock having served as a defensive coordinator or a head coach in each of the past 21 seasons. In his first season with the Red Raiders, Texas Tech allowed less than 30 points per game for the first time since 2009 and ranked in the top 20 nationally for tackles for loss behind future NFL first-round selection Tyree Wilson. DeRuyter was previously the head coach at Fresno State from 2012-16.



KENNY PERRY

Associate Head Coach/Special Teams
Coordinator/Running Backs
2nd Season at Tech
Game Day Location: Sideline


Career Breakdown: Perry, a legendary high school head coach in the DFW metroplex, had one of the nation's top running back duos in 2022 to go with the reliability on special teams with punter Austin McNamara and kicker Trey Wolff. Perry spent 14 years as a high school head coach, finishing 67-22 over his final seven seasons at Arlington Bowie alone. He is a former member of the THSCA Board of Directors.



C.J. AH YOU

Outside Linebackers
2nd Season at Tech
Game Day Location: Sideline


Career Breakdown: Ah You mentored Tyree Wilson to first team All-America honors during his debut season on the Red Raider staff as Texas Tech, behind Wilson and the emergence of Jesiah Pierre, ranked in the top 20 nationally for tackles for loss. His hiring marked his return to the Big 12 where he previously starred at Oklahoma (2005-06) before enjoying a six-year NFL career with the St. Louis Rams.



JOSH BOOKBINDER

Inside Linebackers
2nd Season at Tech
Game Day Location: Pressbox


Career Breakdown: Bookbinder was among Joey McGuire's first hires at Texas Tech after the two previously served on the defensive staff at Baylor (2019-21). Bookbinder mentored Krishon Merrinweather during his debut season on the Texas Tech staff for a Red Raider defense that allowed less than 30.0 points per game for the first time since 2009. He is the grandson of legendary Baylor head coach Grant Teaff.



JOSH COCHRAN

Tight Ends
2nd Season at Tech
Game Day Location: Pressbox


Career Breakdown: Cochran shifted over to coach the tight ends under Joey McGuire after spending the previous two seasons as the co-offensive coordinator and offensive line coach at Austin Peay. Cochran, who was named in July 2022 to Dave Campbell's Texas Football "40 under 40" coaches list, is a one-time THSCA member as he began his career in the prepranks at Lindale High School in East Texas.



ZARNELL FITCH

Defensive Line
2nd Season at Tech
Game Day Location: Sideline


Career Breakdown: Fitch, another one-time Texas High School Coaches Association member, is no stranger to the Big 12 as he previously served in a similar role at TCU prior to his arrival in Lubbock. Fitch has mentored 13 players who have earned All-Big 12 honors during his career, a list that features two of Texas Tech's top returners in Tony Bradford Jr. and Jaylon Hutchings, who were one of only three FBS duos to record at least 30 pressures each in 2022.



STEPHEN HAMBY

Offensive Line
2nd Season at Tech
Game Day Location: Sideline


Career Breakdown: Hamby returned to West Texas following one season at Western Kentucky where he, along with new offensive coordinator Zach Kittley, helped build one of the top offenses in the country. Hamby a Texas Tech alum, starred on the offensive line as a Red Raider where he helped lead Tech to four-consecutive bowl appearances, including two trips to the Cotton Bowl. He served as a graduate assistant for Tech from 2013-15.



JUSTIN JOHNSON

Assistant Head Coach/Passing Game
Coordinator/Receivers
1st Season at Tech
Game Day Location: TBD

Career Breakdown: Johnson is the lone new member to Joey McGuire's staff as he arrives after spending the past three seasons at Baylor. Johnson oversaw the running backs room at both Baylor and then Houston, his alma mater, in 2019, but will return to coaching wide receivers with the Red Raiders. He previously was the wide receivers coach at Kansas in 2018, the same position he starred at during his own four-year career at Houston.



MARCEL YATES

Passing Game Coordinator/Secondary
2nd Season at Tech
Game Day Location: Sideline

Career Breakdown: Yates, a former defensive coordinator at both Boise State and Arizona, mentored three All-Big 12 selections in 2022, including a second-team honoree in Malik Dunlap, as Texas Tech surrendered its fewest passing yards per game since 2014. Yates arrived in Lubbock from Oregon where he was the secondary and passing game coordinator during the 2021 season. He has worked alongside defensive coordinator Tim DeRuyter each of the past three seasons at both Cal and Oregon.





A \$230 MILLION INVESTMENT

FUTURE HOME OF TEXAS TECH FOOTBALL

- Texas Tech announced its largest investment into the Red Raider football program to date in July 2022 as the athletics department unveiled plans for a more than \$230 million facilities project to construct a new south end zone building to Jones AT&T Stadium, which will connect to the new Dustin R. Womble Football Center. The newly-constructed facilities will include over 300,000 combined square feet and blend world-class modern design and technology elements with Spanish architecture well known to Texas Tech supporters.
- Construction crews officially began work on the project on Nov. 27, 2022, the day following Texas Tech's victory over Oklahoma to close the regular season. The first task was the removal of the historic Double T Scoreboard, the historic landmark that had rested atop the south end zone building since 1978. Construction will move solely into the south end zone area beginning in August in order to prepare for the 2023 season.
- Texas Tech will relocate its coaches' offices to the third floor of the south end zone, which will overlook Cody Campbell Field at Jones AT&T Stadium and connect to both the Womble Football Center and the Sports Performance Center through a skybridge. Plans are for the Womble Football Center to be constructed on the same land that currently occupies the present Football Training Facility, featuring two stories in height as well as the expansion to Sixth Street to further increase the overall square footage of the facility.
- Texas Tech will maintain its football strength and conditioning, sports medicine and equipment areas on the main level of the Womble Football Center as part of the new layout. The second floor will connect to the skybridge, housing many of the football program's meeting spaces, including individual position rooms and the Spike Dykes Team Meeting Room. This floor will also feature a revolutionary 6,000-plus square foot multi-purpose walkthrough area designed to allow for large-scale indoor team strategy implementation, instruction and technique evaluation.
- Between the south end zone project and the Womble Football Center, the two facilities will contain space for both recruiting and players' lounges, a new player locker room, a television studio for gameday and social media content as well as a significant investment into technology through digital signage and displays.

NEW TURF, LIGHTS AMONG 2023 ADDITIONS

- In addition to the progress already made on the south end zone and Womble Football Center, Texas Tech has two additional enhancements already completed for the 2023

season as it installed a new artificial playing surface as well as a new LED lighting system this summer. The two projects are an estimated \$2.2 million.

- Texas Tech contracted the services of Hellas for its next playing surface, which will be its Matrix Helix® turf, the company's latest technology that has been installed recently at several NFL facilities, namely The Star in Frisco and AT&T Stadium (Dallas Cowboys), SoFi Stadium (Los Angeles Rams), Allegiant Stadium (Las Vegas Raiders) and the University of Kansas Health System Training Complex of the Kansas City Chiefs.
- The new lighting system, meanwhile, was designed by Musco, using its Total Light Control technology. This will provide Texas Tech the ability to utilize choreographed patterns designed to music during its pregame entertainment, in-between quarters and after touchdowns. The lighting system will greatly enhance the in-game fan experience, especially under the Jones AT&T Stadium lights where the Red Raiders have traditionally boasted one of the nation's top homefield advantages.

MORE THAN \$100 MILLION IN DONATIONS

- Director of Athletics Kirby Hocutt announced for the first time Aug. 23 that Texas Tech had reached its \$100 million milestone in fundraising for the transformative project. Despite already reaching its primary fundraising goal, Texas Tech will continue to seek philanthropic gifts to the project in order to help offset the remaining overall cost that was being funded by athletics department bonds and future revenue.
- Fundraising for the project was boosted in October 2021 with Texas Tech University System Board of Regents member **Dustin R. Womble** provided a \$20 million lead gift that was the largest one-time gift, at the time, in athletics department history. Womble previously provided more than \$10 million to fund Texas Tech's state-of-the-art basketball practice facility that bears his name, which opened in May 2021 across from United Supermarkets Arena. He is the largest athletics donor in history.
- Fellow Board of Regents member **Cody Campbell**, a former letterwinner for the Red Raiders under Mike Leach, followed with a \$25 million gift on Dec. 2, 2021. In recognition of the gift, Texas Tech named the Jones AT&T Stadium playing surface Cody Campbell Field in honor of the largest one-time contribution in the history of the athletics department. Campbell is a fourth-generation Red Raider who earned multiple All-Big 12 and Academic All-Big 12 honors during his playing career as an offensive lineman from 2001-04.

JONES AT&T STADIUM

STADIUM QUICK FACTS

First Game	Nov. 29, 1947
Result	Tech 14, Hardin Simmons 6
All-Time Stadium Record	273-151-6
First Game on Artificial Turf	Sept. 12, 1970
Result	Tech 21, Tulane 14
2023 Capacity	56,200
Surface (Year of Instillation)	Hellas Matrix Helix (2023)
Luxury Suites	85
Club Seats	1,644
Winning Seasons	60

HOME RECORDS

Most Points in Season	367 (2005)
Fewest Points in Season	20 (1928)
Most Points (Game)	120 vs. Wayland (1925)
Most Points Since 1950	80 vs. Sam Houston St. (2005)
Most Opponent Points	70, vs. Oklahoma St. (2015)
Most Combined Points	125 (OU 66, Tech 59, 2016)
Largest Margin of Victory	120, vs. Wayland (1925)
Largest Margin of Victory (Since 1950)	77-0, vs. Lamar (2018)
Home Wins in a Season	7 (1965, 2005, 2008)
Home Losses in a Season	5 (1944*, 1950)
Longest Home Winning Streak	13 Games (1939-42)*
Longest Home Losing Streak	6 Games (1943-44)*
Average Home Attendance	58,934 (2014)
Average Home Student Attendance	11,249 (2013)

* indicates time period before Jones AT&T Stadium

LARGEST CROWDS IN HISTORY

Attend	Game	Season
61,836	Tech vs. Oklahoma State	2013
61,283	Tech vs. TCU	2015
60,997	Tech vs. Texas State	2013
60,975	Tech vs. Texas	2022
60,961	Tech vs. Texas	2014
60,901	Tech vs. Oklahoma State	2017
60,879	Tech vs. Texas	2012
60,803	Tech vs. Texas	2016
60,800	Tech vs. Oklahoma	2012
60,778	Tech vs. Central Arkansas	2014
60,705	Tech vs. Baylor	2022
60,478	Tech vs. Oklahoma	2016
60,454	Tech vs. Oklahoma	2018
60,454	Tech vs. Texas	2018
60,454	Tech vs. Texas	2010
60,454	Tech vs. Oklahoma State	2010
60,277	Tech vs. Arkansas	2014
60,097	Tech vs. Stephen F. Austin	2016
60,073	Tech vs. Sam Houston State	2015
59,260	Tech vs. Iowa State	2011
59,014	Tech vs. Oklahoma	2014
58,955	Tech vs. New Mexico	2012
58,702	Tech vs. TCU	2013
58,547	Tech vs. Arizona State	2017
58,502	Tech vs. West Virginia	2014
58,416	Tech vs. Texas A&M	2011
57,733	Tech vs. Texas A&M	2009
57,528	Tech vs. SMU	2010
57,515	Tech vs. Louisiana Tech	2016
57,367	Tech vs. Iowa State	2013
57,205	Tech vs. Oklahoma State	2011
57,045	Tech vs. Iowa State	2017

BIG 12 CONFERENCE STANDINGS

	CONF	PCT.	OVERALL	STK
Oklahoma	3-0	1.000	6-0	W6
Iowa State	3-1	.750	4-3	W2
Texas	2-1	.667	5-1	L1
Oklahoma State	2-1	.667	4-2	W2
Kansas State	2-1	.667	4-2	W1
West Virginia	2-1	.667	4-2	L1
Texas Tech	2-2	.500	3-4	L1
TCU	2-2	.500	4-3	W1
Kansas	2-2	.500	5-2	L1
BYU	1-2	.333	4-2	L1
Houston	1-2	.333	3-3	W1
Baylor	1-2	.333	2-4	L1
UCF	0-3	.000	3-3	L3
Cincinnati	0-3	.000	2-4	L4

BIG 12 UPCOMING SCHEDULE

SATURDAY, OCTOBER 21

Baylor at Cincinnati [ESPN+]	11 a.m.
UCF at Oklahoma [ABC]	11 a.m.
Oklahoma State at West Virginia [ESPN]	2:30 p.m.
Texas at Houston [FOX]	3 p.m.
Texas Tech at BYU [FS1]	6 p.m.
TCU at Kansas State [ESPN2]	6 p.m.

SATURDAY, OCTOBER 28

Oklahoma at Kansas [FOX]	11 a.m.
Houston at Kansas State [ESPN2]	11 a.m.
West Virginia at UCF [FS1]	11 a.m.
BYU at Texas [ABC or ESPN]	2:30 p.m.
Iowa State at Baylor [ESPN+]	2:30 p.m.
Cincinnati at Oklahoma State [ESPN2]	7 p.m.

THURSDAY, NOVEMBER 2

TCU at Texas Tech [FS1]	6 p.m.
-------------------------	--------

SATURDAY, NOVEMBER 4

Houston at Baylor	TBA
BYU at West Virginia	TBA
UCF at Cincinnati	TBA
Kansas at Iowa State	TBA

SATURDAY, NOVEMBER 11

Baylor at Kansas State	TBA
Iowa State at BYU	TBA
Oklahoma State at UCF	TBA
Cincinnati at Houston	TBA
Texas Tech at Kansas	TBA
West Virginia at Oklahoma	TBA
Texas at TCU	TBA

OPPONENT SCHEDULES/RESULTS



WYOMING COWBOYS

5-2, 2-1 MWC
Sept. 2 • 6:30 p.m. CT
Laramie, Wyo.

Date	Opponent	Time/Result
Sept. 2	Texas Tech	W, 35-33 (2OT)
Sept. 9	Portland State	W, 31-7
Sept. 16	at Texas	L, 31-10
Sept. 23	Appalachian State	W, 22-19
Sept. 30	New Mexico*	W, 35-26
Oct. 7	Fresno State*	W, 24-19
Oct. 14	at Air Force*	L, 34-27
Oct. 28	at Boise State*	TBA
Nov. 3	Colorado State*	7 p.m.
Nov. 10	at UNLV*	9:45 p.m.
Nov. 18	Hawaii*	1 p.m.
Nov. 25	at Nevada*	8 p.m.



OREGON DUCKS

5-1, 2-1 Pac-12
Sept. 9 • 6 p.m. CT
Lubbock, Texas

Date	Opponent	Time/Result
Sept. 2	Portland State	W, 81-7
Sept. 9	at Texas Tech	W, 38-30
Sept. 16	Hawaii	W, 55-10
Sept. 23	Colorado	W, 42-6
Sept. 30	at Stanford	W, 42-6
Oct. 14	at Washington	L, 36-33
Oct. 21	Washington State	2:30 p.m.
Oct. 28	at Utah	TBA
Nov. 4	California	TBA
Nov. 11	USC	TBA
Nov. 18	at Arizona State	TBA
Nov. 24	Oregon State	7:30 p.m.



TARLETON ST TEXANS

4-3, 1-2 UAC
Sept. 16 • 6 p.m. CT
Lubbock, Texas

Date	Opponent	Time/Result
Sept. 2	at McNeese	W, 52-34
Sept. 9	North Alabama	W, 52-31
Sept. 16	at Texas Tech	L, 41-3
Sept. 23	Southwest Baptist	W, 27-13
Sept. 30	at SE Louisiana	W, 14-13
Oct. 7	Southern Utah	L, 27-26
Oct. 14	at Eastern Kentucky	L, 41-35
Oct. 21	Morehead State	6 p.m.
Oct. 28	at Central Arkansas	4 p.m.
Nov. 4	Stephen F. Austin	6 p.m.
Nov. 11	at Abilene Christian	2 p.m.



WEST VIRGINIA

4-2, 2-1 BIG 12
Sept. 23 • 2:30 p.m. CT
Morgantown, W.Va.

Date	Opponent	Time/Result
Sept. 2	at Penn State	L, 38-15
Sept. 9	Duquesne	W, 56-17
Sept. 16	Pitt	W, 17-6
Sept. 23	Texas Tech	W, 20-13
Sept. 30	TCU	W, 24-21
Oct. 12	at Houston	L, 41-39
Oct. 21	Oklahoma State	2:30 p.m.
Oct. 28	at UCF	11 a.m.
Nov. 4	BYU	TBA
Nov. 11	at Oklahoma	TBA
Nov. 18	Cincinnati	TBA
Nov. 25	at Baylor	TBA



HOUSTON COUGARS

3-3, 1-2 BIG 12
Sept. 30 • 2:30 p.m. CT
Lubbock, Texas

Date	Opponent	Time/Result
Sept. 2	UTSA	W, 17-14
Sept. 9	at Rice	L, 43-41 (2 OT)
Sept. 16	TCU	L, 36-10
Sept. 23	Sam Houston	W, 38-7
Sept. 30	at Texas Tech	L, 49-28
Oct. 12	West Virginia	W, 41-39
Oct. 21	Texas	3 p.m.
Oct. 28	at Kansas State	11 a.m.
Nov. 4	at Baylor	TBA
Nov. 11	Cincinnati	TBA
Nov. 18	Oklahoma State	TBA
Nov. 25	at UCF	TBA



BAYLOR BEARS

2-4, 1-2 BIG 12
Oct. 7 • 6 p.m. CT
Waco, Texas

Date	Opponent	Time/Result
Sept. 2	Texas State	L, 42-31
Sept. 9	Utah	L, 20-13
Sept. 16	Long Island	W, 30-7
Sept. 23	Texas	L, 38-6
Sept. 30	at UCF	W, 36-35
Oct. 7	Texas Tech	L, 39-14
Oct. 21	at Cincinnati	11 a.m.
Oct. 28	Iowa State	2:30 p.m.
Nov. 4	Houston	TBA
Nov. 11	at Kansas State	TBA
Nov. 18	at TCU	TBA
Nov. 25	West Virginia	TBA



K-STATE WILDCATS

4-2, 2-1 BIG 12
Oct. 14 • 6 p.m. CT
Lubbock, Texas

Date	Opponent	Time/Result
Sept. 2	SEMO	W, 45-0
Sept. 9	Troy	W, 42-13
Sept. 16	at Missouri	L, 30-27
Sept. 23	UCF	W, 44-31
Oct. 6	at Oklahoma State	L, 29-21
Oct. 14	at Texas Tech	W, 38-21
Oct. 21	TCU	6 p.m.
Oct. 28	Houston	11 a.m.
Nov. 4	at Texas	TBA
Nov. 11	Baylor	TBA
Nov. 18	at Kansas	TBA
Nov. 25	Iowa State	TBA



BYU COUGARS

4-2, 1-2 BIG 12
Oct. 21 • 6 p.m. CT
Provo, Utah

Date	Opponent	Time/Result
Sept. 2	Sam Houston	W, 14-0
Sept. 9	Southern Utah	W, 41-16
Sept. 16	at Arkansas	W, 38-31
Sept. 23	at Kansas	L, 38-27
Sept. 29	Cincinnati	W, 35-27
Oct. 14	at TCU	L, 44-11
Oct. 21	Texas Tech	6 p.m.
Oct. 28	at Texas	2:30 p.m.
Nov. 4	at West Virginia	TBA
Nov. 11	Iowa State	TBA
Nov. 18	Oklahoma	TBA
Nov. 25	at Oklahoma State	TBA



TCU HORNED FROGS

4-3, 2-2 BIG 12
Nov. 2 • 6 p.m. CT
Lubbock, Texas

Date	Opponent	Time/Result
Sept. 2	Colorado	L, 45-42
Sept. 9	Nicholls	W, 41-6
Sept. 16	at Houston	W, 36-10
Sept. 23	SMU	W, 34-17
Sept. 30	West Virginia	L, 24-21
Oct. 7	at Iowa State	L, 27-14
Oct. 14	BYU	W, 44-11
Oct. 21	at Kansas State	6 p.m.
Nov. 2	at Texas Tech	6 p.m.
Nov. 11	Texas	TBA
Nov. 18	Baylor	TBA
Nov. 24	at Oklahoma	11 a.m.



KANSAS JAYHAWKS

5-2, 2-2 BIG 12
Nov. 11 • TBA
Lawrence, Kan.

Date	Opponent	Time/Result
Sept. 1	Missouri State	W, 48-7
Sept. 8	Illinois	W, 34-23
Sept. 16	at Nevada	W, 31-24
Sept. 23	BYU	W, 38-27
Sept. 30	at Texas	L, 40-14
Oct. 7	UCF	W, 51-22
Oct. 14	at Oklahoma State	L, 39-32
Oct. 28	Oklahoma	11 a.m.
Nov. 4	at Iowa State	TBA
Nov. 11	Texas Tech	TBA
Nov. 18	Kansas State	TBA
Nov. 25	at Cincinnati	TBA



UCF KNIGHTS

3-3, 0-3 BIG 12
Nov. 18 • TBA
Lubbock, Texas

Date	Opponent	Time/Result
Aug. 31	Kent State	W, 56-6
Sept. 9	at Boise State	W, 18-16
Sept. 16	Villanova	W, 48-14
Sept. 23	at Kansas State	L, 44-31
Sept. 30	Baylor	L, 36-35
Oct. 7	at Kansas	L, 51-22
Oct. 21	at Oklahoma	11 a.m.
Oct. 28	West Virginia	11 a.m.
Nov. 4	at Cincinnati	TBA
Nov. 11	Oklahoma State	TBA
Nov. 18	at Texas Tech	TBA
Nov. 25	Houston	TBA



TEXAS LONGHORNS

5-1, 2-1 BIG 12
Nov. 24 • 6:30 p.m. CT
Austin, Texas

Date	Opponent	Time/Result
Sept. 2	Rice	W, 37-10
Sept. 9	at Alabama	W, 34-24
Sept. 16	Wyoming	W, 31-10
Sept. 23	at Baylor	W, 38-6
Sept. 30	Kansas	W, 40-14
Oct. 7	vs. Oklahoma	L, 34-30
Oct. 21	at Houston	3 p.m.
Oct. 28	BYU	2:30 p.m.
Nov. 4	Kansas State	TBA
Nov. 11	at TCU	TBA
Nov. 18	at Iowa State	TBA
Nov. 24	Texas Tech	6:30 p.m.



NATIONAL RANKINGS

ASSOCIATED PRESS (WEEK 8)

Team	Record	Points
1. Georgia (43)	7-0	1541
2. Michigan (16)	7-0	1492
3. Ohio State (1)	6-0	1393
4. Florida State (1)	6-0	1388
5. Washington (2)	6-0	1355
6. Oklahoma	6-0	1277
7. Penn State	6-0	1253
8. Texas	5-1	1098
9. Oregon	5-1	1034
10. North Carolina	6-0	1011
11. Alabama	6-1	987
12. Oregon State	6-1	834
13. Ole Miss	5-1	825
14. Utah	5-1	695
15. Notre Dame	6-2	664
16. Duke	5-1	593
17. Tennessee	5-1	557
18. USC	6-1	530
19. LSU	5-2	493
20. Missouri	6-1	365
21. Louisville	6-1	309
22. Air Force	6-0	245
23. Tulane	5-1	137
24. Iowa	6-1	125
25. UCLA	4-2	122

RECEIVING VOTES: James Madison 70, Clemson 35, Florida 12, Washington State 11, Fresno State 6, Liberty 5, Wyoming 4, Kentucky 4, Kansas 2, Miami 1, West Virginia 1, Oklahoma State 1

USA TODAY AFCA COACHES POLL (WEEK 8)

Team	Record	Points
1. Georgia (58)	7-0	1590
2. Michigan (4)	7-0	1516
3. Ohio State (1)	6-0	1429
4. Florida State	6-0	1390
5. Washington	6-0	1325
6. Penn State	6-0	1302
7. Oklahoma (1)	6-0	1260
t-8. Texas	5-1	1078
t-8. Alabama	6-1	1078
10. North Carolina	6-0	1038
11. Oregon	5-1	989
12. Ole Miss	5-1	849
13. Oregon State	6-1	809
14. Utah	5-1	704
15. Tennessee	5-1	663
16. USC	6-1	606
17. Duke	5-1	590
18. Notre Dame	6-2	572
19. LSU	5-2	482
20. Missouri	6-1	368
21. Louisville	6-1	309
22. Air Force	6-0	196
23. Iowa	6-1	192
24. Tulane	5-1	112
25. UCLA	4-2	70

RECEIVING VOTES: James Madison 67, Clemson 54, Florida 29, Fresno State 21, Washington State 20, Arizona 13, Wyoming 12, Miami 12, Oklahoma State 12, Maryland 11, Kentucky 9, Liberty 5, Kansas State 5, UNLV 4, Texas A&M 4, West Virginia 3, Kansas 1, Memphis 1

TEXAS TECH IN THE POLLS

WEEK	AP	COACHES	CFP
Preseason	RV	24	--
Week 2	RV	RV	--
Week 3	NR	NR	--
Week 4	NR	NR	--
Week 5	NR	NR	--
Week 6	NR	NR	--
Week 7	NR	NR	--
Week 8	NR	NR	--
Week 9	--	--	--
Week 10	--	--	--
Week 11	--	--	--
Week 12	--	--	--
Week 13	--	--	--
Week 14	--	--	--
Week 15	--	--	--
Week 16	--	--	--
FINAL	--	--	--

MISCELLANEOUS

THE LAST TIME TEXAS TECH WAS...

Ranked in AP Poll	Sept. 23, 2018 (No. 25)
Ranked in Coaches' Poll	Preseason 2023 (No. 24)
RV in the AP Poll	Preseason 2023 (RV)
RV in Coaches' Poll	Preseason 2023 (No. 24)

MISCELLANEOUS RECORDS:

Highest Ranking (AP):	No. 2 (Nov. 2-16, 2008)
Highest Ranking (Coaches):	No. 2 (Nov. 9-16, 2008)
Highest Final Ranking (AP):	No. 11 (1938, 1973)
Highest Final Ranking (Coaches):	No. 11 (1973)
Consecutive Weeks Ranked (AP):	20 (2004-06)
Consecutive Weeks Ranked (Coaches):	25 (2004-06)



Tyree Wilson became the third Red Raider since 2017 to be selected in the first round of the NFL Draft after he was picked seventh overall this past spring by the Las Vegas Raiders.

RED RAIDERS IN THE NFL

■ There isn't a bigger star in the NFL currently than Texas Tech's own **Patrick Mahomes II**. The Red Raider gunslinger has transformed the NFL in only six professional seasons, claiming NFL MVP honors in both 2018 and 2022 before leading the Kansas City Chiefs to two Super Bowl titles in three appearances, winning the Lombardi Trophy in 2020 and 2022.

■ With his first Super Bowl win over the San Francisco 49ers, Mahomes became the youngest player in history to be named NFL MVP and also win a Super Bowl. Mahomes, who at only 24 years of age, was tabbed Super Bowl MVP after leading the Chiefs to their second Super Bowl title in history and their first since 1970.

■ In July 2020, Mahomes signed the richest contract in NFL history as he and the Chiefs agreed on a 10-year extension worth up to \$503 million. It marked the second time in school history where a Red Raider has signed the richest NFL contract as Ring of Honor member **Donny Anderson** previously did so with the Green Bay Packers upon being drafted in 1965.

■ While maybe known for its offense in recent years, Texas Tech has had two first round draft picks from its defense in current Seattle Seahawk linebacker Jordyn Brooks and Las Vegas Raiders edge end Tyree Wilson. Wilson became the highest-drafted Red Raider in program history this past April after being selected seventh overall. Brooks, meanwhile, has led the Seahawks in tackles each of the past two seasons.

RED RAIDERS IN THE NFL

NAME (YEARS AT TECH)	NFL TEAM
Jack Anderson, OL (2017-20)	Indianapolis Colts
Jordyn Brooks, LB (2016-19)	Seattle Seahawks
Le'Raven Clark, OL (2012-15)	Philadelphia Eagles
Cody Davis, DB (2009-12)	New England Patriots
Dawson Deaton, OL (2018-21)	Cleveland Browns
Sam Eguavoen, LB (2011-14)	New York Jets
Erik Ezukanma, WR (2019-21)	Miami Dolphins
Jakeem Grant Sr., WR (2012-15)	Cleveland Browns
Kerry Hyder, DL (2009-13)	Houston Texans
Patrick Mahomes II, QB (2014-16)	Kansas City Chiefs
Zech McPhearson, DB (2019-20)	Philadelphia Eagles
Terence Steele, OL (2016-19)	Dallas Cowboys
SaRodoric Thompson (2018-22)	Seattle Seahawks
Broderick Washington Jr., DL (2016-19)	Baltimore Ravens
Tyree Wilson (2020-22)	Las Vegas Raiders

ALPHABETICAL ROSTER

NO	NAME	POS
14	Joseph Adedire	DL
58	Tanner Allen	OL
98	E'Maurion Banks	DL
9	C.J. Baskerville	DB
13	Brady Boyd	WR
97	Tony Bradford Jr.	DL
9	Jerand Bradley	WR
28	Tahj Brooks	RB
4	Jordan Brown	WR
49	Tre'Darius Brown	DL
79	Ty Buchanan	OL
38	Reese Burkhardt	K
18	Will Burns	QB
91	Blake Burris	DL
54	Kaden Carr	OL
99	Sam Carrell	DL
51	Jayden Cofield	DL
6	Myles Cole	OLB
29	Chief Collins	DB
46	Isaiah Crawford	OLB
84	D.J. Crest	WR
42	John Curry	LB
88	Baylor Cupp	TE
25	JMaury Davis	RB
39	Luke Dillingham	DB
35	Miquel Dingle Jr.	LB
22	Bryson Donnell	RB
24	Malik Dunlap	DB
33	Harvey Dyson III	OLB
8	Coy Eakin	WR
48	Gage Elder	LB
83	Jack Esparza	WR
11	Charles Esters III	OLB
60	Nick Fattig	OL
4	Nate Floyd	DB
11	Loic Fouonji	WR
99	Gino Garcia	K
48	Stone Harrington	K
82	Drew Hocutt	WR
37	Brook Honore Jr.	P
22	Maurion Horn	DB
36	Justin Horne	LB
23	Landon Hullaby	DB
95	Jaylon Hutchings	DL
75	Jacoby Jackson	OL
27	Brenden Jordan	DB
41	Ty Kana	LB
66	Matt Keeler	OL
21	Tyler King	WR
30	Jackson Knotts	LS
23	Cooper LaFebre	QB
5	Quincy Ledet Jr.	DL
43	Chris Lemons	DB
25	Chapman Lewis	DB
7	Steve Linton	OLB
64	Jurrien Loftin	OL
50	Trent Low	LB
12	Bralyn Lux	DB
68	Seth Martin	OL
20	Nehemiah Martinez I	WR
32	Tyrique Matthews	LB
47	Jacob Mauch	LS
93	Trevon McAlpine	DL
19	A.J. McCarty	DB
10	Drae McCray	WR
31	Austin McNamara	P
85	Aiden Meeks	WR
67	Dalton Merryman	OL
71	Monroe Mills	OL
77	Garrett Morphis	OL

NUMERICAL ROSTER

NO	PLAYER	POS	HT	WT	YR-EX	HOMETOWN (HIGH SCHOOL)
0	Cam'Ron Valdez	RB	5-9	205	So-1L	Rockdale, Texas (Rockdale)
0	Rayshad Williams^	DB	6-3	215	Sr-2L	Memphis, Tenn. (Whitehaven)
1	Myles Price	WR	5-10	190	Sr-3L	The Colony, Texas (The Colony)
1	Dadrion Taylor-Demerson^	DB	5-11	195	Sr-4L	Oklahoma City, Okla. (Carl Albert)
2	Behren Morton	QB	6-2	215	So-1L	Eastland, Texas (Eastland)
2	Jalon Peoples	DB	5-11	185	Fr-RS	Cedar Hill, Texas (Cedar Hill)
3	Bryce Ramirez	OLB	6-2	245	Sr-1L	Missouri City, Texas (George Ranch)
4	Jordan Brown	WR	5-11	185	Jr-1L	Dallas, Texas (DeSoto)
4	Nate Floyd	DB	6-0	190	Jr-1L	College Station, Texas (A&M Consolidated)
5	Quincy Ledet Jr.	DL	6-2	305	Sr-TR	Orange, Texas (West Orange-Stark)
6	Myles Cole^	OLB	6-6	280	Sr-1L	Shreveport, La. (Evangel Christian Academy)
6	J.J. Sparkman	WR	6-4	225	Jr-2L	Longview, Texas (Pine Tree)
7	Steve Linton	OLB	6-5	235	Sr-TR	Dublin, Ga. (Dublin)
8	Coy Eakin	WR	6-2	210	Fr-RS	Stephenville, Texas (Stephenville)
8	Jesiah Pierre	LB	6-2	240	Sr-2L	Mount Dora, Fla. (Mount Dora Christian Academy)
9	C.J. Baskerville	DB	6-3	215	Jr-TR	North Richland Hills, Texas (Richland)
9	Jerand Bradley	WR	6-5	220	So-1L	Frisco, Texas (DeSoto)
10	Drae McCray	WR	5-9	185	Jr-TR	Tallahassee, Fla. (North Florida Christian)
10	Jacob Rodriguez	LB	6-1	235	Jr-1L	Wichita Falls, Texas (Rider)
11	Charles Esters III	OLB	6-3	260	So-SQ	Cedar Hill, Texas (Cedar Hill)
11	Loic Fouonji	WR	6-4	215	Sr-3L	Midland, Texas (Lee)
12	Bralyn Lux	DB	5-11	175	Sr-TR	San Jose, Calif. (King's Academy)
12	Tyler Shough	QB	6-5	230	Sr-2L	Chandler, Ariz. (Hamilton)
13	Brady Boyd	WR	6-1	205	Jr-1L	Southlake, Texas (Southlake Carroll)
13	Ben Roberts	LB	6-3	230	Fr-RS	Haslet, Texas (Eaton)
14	Joseph Adedire	OLB	6-3	265	So-1L	Mansfield, Texas (Summit)
14	Xavier White^	WR	6-0	195	Sr-3L	Lubbock, Texas (Monterey)
15	Robert Wooten	OLB	6-3	270	Jr-1L	Stafford, Texas (Stafford)
15	Jayden York	TE	6-4	250	Jr-1L	Austin, Texas (Bowie)
16	Jaden Morris	RB	5-11	205	Fr-RS	Arlington, Texas (Lamar)
16	Macho Stevenson	DB	6-1	190	Fr-HS	Shreveport, La. (Captain Shreve)
17	Isaac Smith	OLB	6-6	260	So-1L	Wagoner, Okla. (Wagoner)
17	Jake Strong	QB	6-1	210	Fr-HS	Justin, Texas (Northwest)
18	Will Burns	QB	6-2	200	Fr-HS	Mission Viejo, Calif. (Mission Viejo)
18	Tyler Owens^	DB	6-2	210	Sr-1L	Plano, Texas (Plano East)
19	A.J. McCarty	DB	6-0	190	Jr-TR	Brownwood, Texas (Brownwood)
19	Dylan Spencer	OLB	6-5	245	Fr-HS	Orange, Texas (C.E. King)
19	Haydon Wiginton	WR	5-11	195	So-SQ	Midlothian, Texas (Heritage)
20	Nehemiah Martinez I	WR	5-9	205	Jr-2L	Lubbock, Texas (Cooper)
20	Marcus Ramon-Edwards	DB	6-3	210	Fr-HS	Lubbock, Texas (Trinity)
21	Tyler King	WR	5-9	180	Fr-RS	Houston, Texas (Alief Taylor)
21	Cameron Watts	DB	5-11	200	Sr-2L	Tulsa, Okla. (Union)
22	Bryson Donnell	RB	5-10	220	Fr-RS	Tyler, Texas (Legacy)
22	Maurion Horn	DB	5-11	180	Fr-RS	Broken Arrow, Okla. (Broken Arrow)
23	Landon Hullaby	DB	6-0	205	Fr-RS	Mansfield, Texas (Timberview)
23	Cooper LaFebre	QB	6-1	175	So-SQ	Lubbock, Texas (Cooper)
24	Malik Dunlap^	DB	6-3	220	Sr-2L	Charlotte, N.C. (Harding)
24	Anquan Willis	RB	6-0	220	Fr-HS	Wichita Falls, Texas (Rider)
25	JMaury Davis	RB	5-11	180	Fr-HS	Clarendon, Texas (Clarendon)
25	Chapman Lewis	DB	6-1	180	Fr-HS	Burleson, Texas (Burleson Centennial)
26	Sammy Morris IV	DB	6-1	205	So-SQ	Prosper, Texas (Prosper)
27	Brenden Jordan	DB	6-0	215	Fr-HS	Mansfield, Texas (Mansfield)
28	Tahj Brooks	RB	5-10	230	Sr-3L	Manor, Texas (Manor)
28	Jordan Sanford	DB	6-0	195	Fr-HS	Arlington, Texas (Mansfield Timberview)
29	Chief Collins	DB	5-11	205	So-SQ	Lucas, Texas (Lovejoy)
30	Jackson Knotts	LS	5-11	190	Jr-2L	Plant City, Fla. (Plant City)
30	Miles Thompson	DB	5-11	175	Fr-HS	Cedar Rapids, Iowa (Washington)
31	Austin McNamara^	P	6-4	210	Sr-4L	Gilbert, Ariz. (Highland)
31	Joseph Plunk	DB	5-10	180	Jr-1L	Amarillo, Texas (Tascosa)
32	Tyrique Matthews^	LB	5-11	235	Sr-4L	Houston, Texas (Eisenhower)
33	Harvey Dyson III	OLB	6-3	250	Fr-RS	Cedar Hill, Texas (Cedar Hill)
33	Matthew Young^	TE	6-1	250	Sr-1L	Las Cruces, N.M. (Oñate)
34	Bryce Robinson	LB	6-2	235	Sr-SQ	Sachse, Texas (Sachse)
35	Miquel Dingle Jr.	LB	6-2	220	Fr-HS	Charleston, S.C. (Byrnes)
36	Justin Horne	LB	6-0	220	Fr-HS	New Orleans, La. (John Curtis Christian)
37	Brook Honore Jr.	P	6-0	185	Fr-RS	Manvel, Texas (Manvel)
38	Reese Burkhardt	K	6-1	205	Jr-TR	Andalusia, Ala. (Andalusia)
38	Anthony White	DB	6-0	185	Fr-HS	Abernathy, Texas (Abernathy)
39	Luke Dillingham	DB	6-1	200	So-SQ	Brock, Texas (Brock)
39	Charles Robinson	TE	6-0	250	So-SQ	Lubbock, Texas (Coronado)



NUMERICAL ROSTER

NO	PLAYER	POS	HT	WT	YR-EX	HOMETOWN (HIGH SCHOOL)
40	Wesley Smith	LB	5-10	220	So-1L	Midland, Texas (Legacy)
41	Ty Kana	LB	6-2	230	Fr-RS	Katy, Texas (Katy)
42	John Curry	LB	6-2	220	Fr-HS	Lubbock, Texas (Coronado)
43	Chris Lemons	OLB	6-2	205	Fr-HS	Prosper, Texas (Prosper)
43	Henry Teeter*	FB	6-4	250	Sr-2L	San Angelo, Texas (Central)
45	Terrell Tilmon	OLB	6-5	230	So-TR	Mansfield, Texas (Timberview)
46	Isaiah Crawford	OLB	6-4	230	Fr-HS	Post, Texas (Post)
47	Jacob Mauch	LS	6-3	220	Sr-SQ	Covina, Calif. (South Hills)
48	Gage Elder	LB	5-11	225	So-SQ	Rockwall, Texas (Rockwall)
48	Stone Harrington	K	6-3	185	Fr-RS	Colleyville, Texas (Colleyville)
49	Tre'Darius Brown	DL	6-2	300	Fr-HS	Natchitoches, La. (Natchitoches Central)
50	Trent Low	LB	6-1	220	Jr-1L	Midland, Texas (Lee)
51	Jayden Cofield	DL	6-2	305	Fr-HS	Austin, Texas (Manor)
53	Rusty Staats	OL	6-5	320	Sr-TR	Watertown, Tenn. (Watertown)
54	Kaden Carr	OL	6-6	320	Fr-HS	Canadian, Texas (Lubbock Cooper)
56	Dennis Wilburn*	OL	6-3	325	Sr-1L	Humble, Texas (Nimitz)
58	Tanner Allen	OL	6-3	285	Fr-RS	Bryan, Texas (Bryan)
60	Nick Fattig	OL	6-4	290	Fr-HS	League City, Texas (Clear Springs)
63	Dylan Shaw	OL	6-4	310	Fr-HS	Corpus Christi, Texas (Flour Bluff)
64	Jurrien Loftin	OL	6-5	315	Fr-RS	Aledo, Texas (Aledo)
65	Sheridan Wilson	OL	6-5	300	Fr-RS	Argyle, Texas (Argyle)
66	Matt Keeler	OL	6-6	305	So-1L	Chicago, Ill. (Nazareth Academy)
67	Dalton Merryman	OL	6-9	305	So-TR	Montgomery, Texas (Montgomery)
68	Seth Martin	OL	6-3	300	Fr-RS	Fort Worth, Texas (Everman)
69	Caleb Rodkey	OL	6-4	315	So-SQ	Missouri City, Texas (Ridge Point)
70	Cole Spencer*	OL	6-4	300	Sr-RS	Louisville, Ky. (Trinity)
71	Monroe Mills	OL	6-6	315	Jr-1L	Columbia, Mo. (Father Tolton)
72	Landon Peterson	OL	6-6	300	Sr-3L	Odessa, Texas (Permian)
74	Daniel Sill	OL	6-5	305	Fr-HS	College Station, Texas (A&M Consolidated)
75	Jacoby Jackson	OL	6-6	320	So-1L	Arlington, Texas (Mansfield Summit)
76	Caleb Rogers	OL	6-5	310	Sr-3L	Mansfield, Texas (Lake Ridge)
77	Garrett Morphis	OL	6-4	310	Fr-HS	Monticello, Ark. (Waco Midway - TX)
79	Ty Buchanan	OL	6-6	310	So-1L	Corpus Christi, Texas (Calallen)
80	Mason Tharp	TE	6-9	270	Jr-2L	Klein, Texas (Klein)
82	Drew Hocutt	WR	6-0	190	Jr-1L	Lubbock, Texas (Frenship)
83	Jack Esparza	TE	6-4	240	Fr-RS	Austin, Texas (St. Michael's Catholic)
84	D.J. Crest	WR	6-3	195	Fr-HS	El Paso, Texas (Parkland)
85	Aiden Meeks	WR	5-10	175	Fr-HS	Rockwall, Texas (Rockwall)
86	T.J. West	WR	6-1	195	Fr-HS	Houston, Texas (Humble)
87	Kelby Valsin	WR	6-1	195	Fr-HS	Arlington, Texas (Bowie)
88	Baylor Cupp	TE	6-6	260	Sr-1L	Brock, Texas (Brock)
90	Ansel Nedore	OLB	6-3	275	Fr-HS	Round Rock, Texas (Round Rock)
91	Blake Burris	DL	6-5	300	So-1L	Irving, Texas (Parish Episcopal)
93	Trevon McAlpine	DL	6-3	300	Fr-RS	Saratland, Ala. (Saratland)
94	Braylon Rigsby	DL	6-2	295	Fr-HS	Woodville, Texas (Woodville)
95	Jaylon Hutchings*	DL	6-0	305	Sr-4L	Forney, Texas (Forney)
96	Amier Washington	DL	6-2	275	Fr-HS	Orange, Texas (Little Cypress-Mauriceville)
97	Tony Bradford Jr.*	DL	6-1	300	Sr-4L	Houston, Texas (North Shore)
98	E'Maurion Banks	DL	6-5	300	So-SQ	Wichita Falls, Texas (Rider)
99	Sam Carrell	OLB	6-4	270	So-SQ	Albuquerque, N.M. (Sandia)
99	Gino Garcia	K	6-2	215	Sr-RS	Richardson, Texas (Pearce)

ALPHABETICAL ROSTER

NO	NAME	POS
16	Jaden Morris	QB
26	Sammy Morris IV	DB
2	Behren Morton	QB
90	Ansel Nedore	DL
18	Tyler Owens	DB
2	Jalon Peoples	DB
72	Landon Peterson	OL
8	Jesiah Pierre	LB
31	Joseph Plunk	DB
1	Myles Price	WR
3	Bryce Ramirez	OLB
20	Marcus Ramon-Edwards	DB
94	Braylon Rigsby	DL
13	Ben Roberts	LB
34	Bryce Robinson	LB
39	Charles Robinson	TE
69	Caleb Rodkey	OL
10	Jacob Rodriguez	LB
76	Caleb Rogers	OL
28	Jordan Sanford	DB
63	Dylan Shaw	OL
12	Tyler Shough	QB
74	Daniel Sill	OL
17	Isaac Smith	OLB
40	Wesley Smith	LB
6	J.J. Sparkman	WR
70	Cole Spencer	OL
19	Dylan Spencer	OLB
53	Rusty Staats	OL
16	Marquez Stevenson	DB
17	Jake Strong	QB
1	Dadrion Taylor-Demerson	DB
43	Henry Teeter	FB
80	Mason Tharp	TE
30	Miles Thompson	DB
45	Terrell Tilmon	OLB
0	Cam'Ron Valdez	RB
87	Kelby Valsin	WR
96	Amier Washington	DL
21	Cameron Watts	DB
86	T.J. West	WR
38	Anthony White	DB
14	Xavier White	WR
19	Haydon Wiginton	WR
56	Dennis Wilburn	OL
0	Rayshad Williams	DB
24	Anquan Willis	RB
65	Sheridan Wilson	OL
15	Robert Wooten	OLB
15	Jayden York	TE
33	Matthew Young	TE

ROSTER KEY

* represents Super Senior in final year of eligibility

PRONUNCIATION GUIDE

Joseph Adedire	A-day-der-ray	Jacob Mauch	Mawke
E'Maurion Banks	e-mar-e-on	Behren Morton	Bear-en
Jerand Bradley	Jer-on	Trevon McAlpine	Trey-vonn
Tahj Brooks	Taj	Ansel Nedore	Na-door-e
Miquel Dingle Jr.	My-kel	Jesiah Pierre	Jah-sigh-ah
Bryson Donnell	Don-elle	Tyler Shough	Shuck
Coy Eakin	Achen (rhymes with bacon)	Dadrion Taylor-Demerson	Day-dree-un
Nick Fattig	Fat-ehg	Rayshad Williams	Ray-shad
Loic Fouonji	Low-ick Fun-G		
Brooke Honore'	On-o-Ray		
Maurion Horn	Mare-E-on Horn		
Ty Kana	Con-ya		
Matt Keeler	Key-ler		



OFFENSIVE ROSTER BREAKDOWN**RETURNING/LOST****STARTERS RETURNING (10)**

QB Tyler Shough
RB Tahj Brooks
WR Jerand Bradley
WR Myles Price
WR Xavier White
TE Mason Tharp
OL Monroe Mills
OL Landon Peterson
OL Caleb Rogers
OL Dennis Wilburn

OTHER RETURNERS WITH STARTING EXPERIENCE (10)

QB Behren Morton
OL Ty Buchanan
OL Jacoby Jackson
OL Matt Keeler
WR Brady Boyd
WR Loic Fouonji
WR Nehemiah Martinez I
WR J.J. Sparkman
TE Baylor Cupp
TE Henry Teeter

LETTERWINNERS RETURNING (24)

QB Behren Morton
QB Tyler Shough
RB Tahj Brooks
RB Cam'Ron Valdez
OL Ty Buchanan
OL Jacoby Jackson
OL Matt Keeler
OL Monroe Mills
OL Landon Peterson
OL Caleb Rogers
OL Dennis Wilburn
WR Brady Boyd
WR Jerand Bradley
WR Jordan Brown
WR Loic Fouonji
WR Drew Hocutt
WR Nehemiah Martinez I
WR Myles Price
WR J.J. Sparkman
WR Xavier White
TE Baylor Cupp
TE Henry Teeter
TE Mason Tharp
TE Jayden York

STARTERS LOST (1)

OL Weston Wright

LETTERWINNERS LOST (5)

QB Donovan Smith
RB SaRoderrick Thompson
OL Ethan Carde
OL Weston Wright
WR Trey Cleveland III

SPECIALISTS RETURNING (2)

LS Jackson Knotts
P Austin McNamara

SPECIALISTS LOST (1)

K Trey Wolff

QUARTERBACKS

2 Behren Morton	6-2	215	So-1L	Eastland, Texas (Eastland)
12 Tyler Shough	6-5	230	Sr-2L	Chandler, Ariz. (Hamilton)
17 Jake Strong	6-1	210	Fr-HS	Justin, Texas (Northwest)
18 Will Burns	6-2	200	Fr-HS	Mission Viejo, Calif. (Mission Viejo)
23 Cooper LaFebre	6-1	175	So-SQ	Lubbock, Texas (Cooper)

RUNNING BACKS

0 Cam'Ron Valdez	5-9	205	So-1L	Rockdale, Texas (Rockdale)
16 Jaden Morris	5-11	220	Fr-RS	Arlington, Texas (Lamar)
22 Bryson Donnell	5-10	220	Fr-RS	Tyler, Texas (Legacy)
24 Anquan Willis	6-0	220	Fr-HS	Wichita Falls, Texas (Rider)
25 JMaury Davis	5-11	180	Fr-HS	Clarendon, Texas (Clarendon)
28 Tahj Brooks	5-10	230	Sr-3L	Manor, Texas (Manor)

TIGHT ENDS

15 Jayden York	6-4	250	Jr-1L	Austin, Texas (Bowie)
33 Matthew Young*	6-1	250	Sr-1L	Las Cruces, N.M. (Oñate)
39 Charles Robinson	6-0	250	So-SQ	Lubbock, Texas (Coronado)
43 Henry Teeter*	6-4	250	Sr-2L	San Angelo, Texas (Central)
80 Mason Tharp	6-9	270	Jr-2L	Klein, Texas (Klein)
83 Jack Esparza	6-4	240	Fr-RS	Austin, Texas (St. Michael's Catholic)
88 Baylor Cupp	6-6	260	Sr-1L	Brock, Texas (Brock)

WIDE RECEIVERS

1 Myles Price	5-10	190	Sr-3L	The Colony, Texas (The Colony)
4 Jordan Brown	5-11	185	Jr-1L	Dallas, Texas (DeSoto)
6 J.J. Sparkman	6-4	225	Jr-2L	Longview, Texas (Pine Tree)
8 Coy Eakin	6-2	210	Fr-RS	Stephenville, Texas (Stephenville)
9 Jerand Bradley	6-5	220	So-1L	Frisco, Texas (DeSoto)
10 Drae McCray	5-9	185	Jr-TR	Tallahassee, Fla. (North Florida Christian)
11 Loic Fouonji	6-4	215	Sr-3L	Midland, Texas (Lee)
13 Brady Boyd	6-1	205	Jr-1L	Southlake, Texas (Southlake Carroll)
14 Xavier White*	6-0	195	Sr-3L	Lubbock, Texas (Monterey)
19 Haydon Wiginton	5-11	195	So-SQ	Midlothian, Texas (Heritage)
20 Nehemiah Martinez I	5-9	205	Jr-2L	Lubbock, Texas (Cooper)
21 Tyler King	5-9	180	Fr-RS	Houston, Texas (Alief Taylor)
82 Drew Hocutt	6-0	190	Jr-1L	Lubbock, Texas (Frenship)
84 D.J. Crest	6-3	195	Fr-HS	El Paso, Texas (Parkland)
85 Aiden Meeks	5-10	175	Fr-HS	Rockwall, Texas (Rockwall)
86 T.J. West	6-1	195	Fr-HS	Houston, Texas (Humble)
87 Kelby Valsin	6-1	195	Fr-HS	Arlington, Texas (Bowie)

OFFENSIVE LINE

53 Rusty Staats	6-5	320	Sr-TR	Watertown, Tenn. (Watertown)
54 Kaden Carr	6-6	320	Fr-HS	Canadian, Texas (Lubbock Cooper)
56 Dennis Wilburn*	6-3	325	Sr-1L	Humble, Texas (Nimitz)
60 Nick Fattig	6-4	290	Fr-HS	League City, Texas (Clear Springs)
63 Dylan Shaw	6-4	310	Fr-HS	Corpus Christi, Texas (Flour Bluff)
64 Jurrien Loftin	6-5	315	Fr-RS	Aledo, Texas (Aledo)
65 Sheridan Wilson	6-5	300	Fr-RS	Argyle, Texas (Argyle)
66 Matt Keeler	6-6	305	So-1L	Chicago, Ill. (Nazareth Academy)
67 Dalton Merryman	6-9	305	So-TR	Montgomery, Texas (Montgomery)
68 Seth Martin	6-3	300	Fr-RS	Fort Worth, Texas (Everman)
69 Caleb Rodkey	6-4	315	So-SQ	Missouri City, Texas (Ridge Point)
70 Cole Spencer*	6-4	300	Sr-RS	Louisville, Ky. (Trinity)
71 Monroe Mills	6-6	315	Jr-1L	Columbia, Mo. (Father Tolton)
72 Landon Peterson	6-6	300	Sr-3L	Odessa, Texas (Permian)
74 Daniel Sill	6-5	305	Fr-HS	College Station, Texas (A&M Consolidated)
75 Jacoby Jackson	6-6	320	So-1L	Arlington, Texas (Mansfield Summit)
76 Caleb Rogers	6-5	310	Sr-3L	Mansfield, Texas (Lake Ridge)
77 Garrett Morphis	6-4	310	Fr-HS	Monticello, Ark. (Waco Midway - TX)
79 Ty Buchanan	6-6	310	So-1L	Corpus Christi, Texas (Calallen)

SPECIALISTS

30 Jackson Knotts	5-11	190	Jr-2L	Plant City, Fla. (Plant City)
31 Austin McNamara*	6-4	210	Sr-4L	Gilbert, Ariz. (Highland)
37 Brook Honore Jr.	6-0	185	Fr-RS	Manvel, Texas (Manvel)
38 Reese Burkhardt	6-1	205	Jr-TR	Andalusia, Ala. (Andalusia)
47 Jacob Mauch	6-3	220	Sr-SQ	Covina, Calif. (South Hills)
48 Stone Harrington	6-3	185	Fr-RS	Colleyville, Texas (Colleyville)
99 Gino Garcia	6-2	215	Sr-RS	Richardson, Texas (Pearce)

DEFENSIVE ROSTER BREAKDOWN**DEFENSIVE LINE**

5	Quincy Ledet Jr.	6-2	305	Sr-TR	Orange, Texas (West Orange-Stark)
15	Robert Wooten	6-3	270	Jr-1L	Stafford, Texas (Stafford)
47	Tanner Allen	6-3	285	Fr-RS	Bryan, Texas (Bryan)
49	Tre'Darius Brown	6-2	300	Fr-HS	Natchitoches, La. (Natchitoches Central)
51	Jayden Cofield	6-2	305	Fr-HS	Austin, Texas (Manor)
91	Blake Burris	6-5	300	So-1L	Irving, Texas (Parish Episcopal)
93	Trevon McAlpine	6-3	300	Fr-RS	Saraland, Ala. (Saraland)
94	Braylon Rigsby	6-2	295	Fr-HS	Woodville, Texas (Woodville)
95	Jaylon Hutchings [^]	6-0	305	Sr-4L	Forney, Texas (Forney)
96	Amier Washington	6-2	275	Fr-HS	Orange, Texas (Little Cypress-Mauriceville)
97	Tony Bradford Jr. [^]	6-1	300	Sr-4L	Houston, Texas (North Shore)
98	E'Maurion Banks	6-5	305	So-SQ	Wichita Falls, Texas (Rider)

OUTSIDE LINEBACKERS

3	Bryce Ramirez	6-2	245	Sr-1L	Missouri City, Texas (George Ranch)
6	Myles Cole [^]	6-6	280	Sr-1L	Shreveport, La. (Evangel Christian Academy)
7	Steve Linton	6-5	235	Sr-TR	Dublin, Ga. (Dublin)
11	Charles Esters III	6-3	260	So-SQ	Cedar Hill, Texas (Cedar Hill)
14	Joseph Adedire	6-3	265	So-1L	Mansfield, Texas (Summit)
17	Isaac Smith	6-6	260	So-1L	Wagoner, Okla. (Wagoner)
19	Dylan Spencer	6-5	245	Fr-HS	Orange, Texas (C.E. King)
33	Harvey Dyson III	6-3	250	Fr-RS	Cedar Hill, Texas (Cedar Hill)
43	Chris Lemons	6-2	205	Fr-HS	Prosper, Texas (Prosper)
45	Terrell Tilmon	6-5	230	So-TR	Mansfield, Texas (Timberview)
46	Isaiah Crawford	6-4	230	Fr-HS	Post, Texas (Post)
90	Ansel Nedore	6-3	275	Fr-HS	Round Rock, Texas (Round Rock)
99	Sam Carrell	6-4	270	So-SQ	Albuquerque, N.M. (Sandia)

INSIDE LINEBACKERS

8	Jesiah Pierre	6-2	240	Sr-2L	Mount Dora, Fla. (Christian Academy)
10	Jacob Rodriguez	6-1	235	Jr-1L	Wichita Falls, Texas (Rider)
13	Ben Roberts	6-3	230	Fr-RS	Haslet, Texas (Eaton)
32	Tyrique Matthews [^]	5-11	235	Sr-4L	Houston, Texas (Eisenhower)
34	Bryce Robinson	6-2	235	Sr-SQ	Sachse, Texas (Sachse)
35	Miquel Dingle Jr.	6-2	220	Fr-HS	Charleston, S.C. (Byrnes)
36	Justin Horne	6-0	220	Fr-HS	New Orleans, La. (John Curtis Christian)
40	Wesley Smith	5-10	220	So-1L	Midland, Texas (Legacy)
41	Ty Kana	6-2	230	Fr-RS	Katy, Texas (Katy)
42	John Curry	6-2	220	Fr-HS	Lubbock, Texas (Coronado)
48	Gage Elder	5-11	225	So-SQ	Rockwall, Texas (Rockwall)
50	Trent Low	6-1	220	Jr-1L	Midland, Texas (Lee)

DEFENSIVE BACKS

0	Rayshad Williams [^]	6-3	215	Sr-2L	Memphis, Tenn. (Whitehaven)
1	Dadrión Taylor-Demerson [^]	5-11	195	Sr-4L	Oklahoma City, Okla. (Carl Albert)
2	Jalon Peoples	5-11	185	Fr-RS	Cedar Hill, Texas (Cedar Hill)
4	Nate Floyd	6-0	190	Jr-1L	College Station, Texas (A&M Consolidated)
9	C.J. Baskerville	6-3	215	Jr-TR	North Richland Hills, Texas (Richland)
12	Bralyn Lux	5-11	175	Sr-TR	San Jose, Calif. (King's Academy)
16	Macho Stevenson	6-1	190	Fr-HS	Shreveport, La. (Captain Shreve)
18	Tyler Owens [^]	6-2	210	Sr-1L	Plano, Texas (Plano East)
19	A.J. McCarty	6-0	190	Jr-TR	Brownwood, Texas (Brownwood)
20	Marcus Ramon-Edwards	6-3	210	Fr-HS	Lubbock, Texas (Trinity)
21	Cameron Watts	5-11	200	Sr-2L	Tulsa, Okla. (Union)
22	Maurion Horn	5-11	180	Fr-RS	Broken Arrow, Okla. (Broken Arrow)
23	Landon Hullaby	6-0	205	Fr-RS	Mansfield, Texas (Timberview)
24	Malik Dunlap [^]	6-3	220	Sr-2L	Charlotte, N.C. (Harding)
25	Chapman Lewis	6-1	180	Fr-HS	Burleson, Texas (Burleson Centennial)
26	Sammy Morris IV	6-1	205	So-SQ	Prosper, Texas (Prosper)
27	Brenden Jordan	6-0	215	Fr-HS	Mansfield, Texas (Mansfield)
28	Jordan Sanford	6-0	195	Fr-HS	Arlington, Texas (Mansfield Timberview)
29	Chief Collins	5-11	200	So-SQ	Lucas, Texas (Lovejoy)
30	Miles Thompson	5-11	175	Fr-HS	Cedar Rapids, Iowa (Washington)
31	Joseph Plunk	5-10	180	Jr-1L	Amarillo, Texas (Tascosa)
38	Anthony White	6-0	185	Fr-HS	Abernathy, Texas (Abernathy)
39	Luke Dillingham	6-1	200	Jr-SQ	Brock, Texas (Brock)

RETURNING/LOST**STARTERS RETURNING (6)**

DL	Tony Bradford Jr.
DL	Jaylon Hutchings
LB	Jesiah Pierre
DB	Malik Dunlap
DB	Dadrión Taylor-Demerson
DB	Rayshad Williams

RETURNERS WITH STARTING EXPERIENCE (6)

DL	Robert Wooten
OLB	Joseph Adedire
OLB	Myles Cole
OLB	Bryce Ramirez
OLB	Isaac Smith
DB	Tyler Owens

LETTERWINNERS RETURNING (17)

DL	Tony Bradford Jr.
DL	Blake Burris
DL	Jaylon Hutchings
DL	Robert Wooten
OLB	Joseph Adedire
OLB	Myles Cole
OLB	Bryce Ramirez
OLB	Isaac Smith
LB	Trent Low
LB	Tyrique Matthews
LB	Jesiah Pierre
LB	Jacob Rodriguez
DB	Malik Dunlap
DB	Tyler Owens
DB	Joseph Plunk
DB	Dadrión Taylor-Demerson
DB	Rayshad Williams

STARTERS LOST (5)

OLB	Tyree Wilson
LB	Kosi Eldridge
LB	Krishon Merriweather
DB	Marquis Waters
DB	Reggie Pearson Jr.

LETTERWINNERS LOST (13)

DL	Phillip Blidi
DL	Vidal Scott Jr.
OLB	Tyree Wilson
LB	Jackson Baggett
LB	Patrick Curley
LB	Kosi Eldridge
LB	Krishon Merriweather
LB	Dimitri Moore
DB	Keyon Blankenbaker
DB	Adrian Frye
DB	Kobee Minor
DB	Marquis Waters
DB	Reggie Pearson Jr.

OFFENSIVE DEPTH CHART: NOTES

LEFT TACKLE

71 MONROE MILLS
Jr. | 6-6 | 315

• Joined TTU spring '22 after first two years at Oklahoma St. Shifted to LT in '23 after starting 10 games for Tech at RT last year. Suffered injury prior to '22 WVU game, which led to playing 10 of 13 games. Earned bachelor's summer 2023; used break built into fall camp schedule to walk stage on Aug. 5.

79 TY BUCHANAN
So. | 6-6 | 310

• Tech's primary backup for both tackle positions majority of '22 season. Arrived summer of '22; transferred from USC after one redshirt season. Injured in 1st career start (at TCU, 11/5); missed remainder of year. A consensus top-100 state recruit coming out of Corpus Christi Calallen.

LEFT GUARD

70 COLE SPENCER
Sr. | 6-4 | 300

• Added to Tech roster in '22 as a six-year, 44-game starter from WKU to add exp. to the 2022 OL; now a 7th-year senior that will bolster the 2023 OL after a medical RS year (knee/back). Playing guard for first time having played tackle entire football career. Enjoys grilling BBQ. Owns two master's degrees.

75 JACOBY JACKSON
So. | 6-6 | 320

• Was Tech's 6th-man for the OL in '22 and appears so again in '23; started at RG in week 2 for an injured Wilburn. A regular sub at RG in '22, plugged in at LG for 1st career start at NC St; started final five gms at RG in '22 for Peterson's injury. Both father, Cedric, and uncle, Byron, played in the NFL.

CENTER

53 RUSTY STAATS
Sr. | 6-5 | 320

• First-year Red Raider who is reconnecting with coaches Kittley and Hamby, and former teammate Spencer from 5-year WKU career. Started 27 games over previous two seasons. Committed to Navy out of high school; hometown of Watertown, Tenn. is population 1,553; Class 2A HS football.

65 SHERIDAN WILSON
R-Fr. | 6-5 | 300

• Comes from a strong lineage of football players. His father Jon Wilson, a four-year starter for Auburn from 1988-92, and his older brother, Preston Wilson, is currently a senior at Oklahoma State and its starting center. Won Class 4A Division I state title junior season.

RIGHT GUARD

56 DENNIS WILBURN
Sr. | 6-3 | 325

• Arrived at Tech as a walk-on in '22 after four years split between FCS & JuCo. Earned starting center spot in '22 - never played C before - and started all 13 games at C; shifts to natural G position in '23. Was a JuCo All-American and national champion. Earned B.A in May, first in family to be a college grad.

72 LANDON PETERSON
Sr. | 6-6 | 300

• Earned starting nod out of '22 camp. Started first 8 games at RG before season-ending injury. Played soccer (goalie) before football, dad was head men's soccer coach at UT Permian Basin for 22 years, began football as HS freshman. Was a kicker as Fr., deep snapper as So. and moved to OL as a junior.

RIGHT TACKLE

76 CALEB ROGERS
Sr. | 6-5 | 310

• With 36 career starts at Tech, is the most experienced player in Red Raiders' offense. Returns to RT in '23 after playing LT in '22. Has experience at RT, starting 13/13 games in '21. Owned three starts at LT to close 2020, which attributes to his 36-game starts streak. Once recruited to Baylor by Joey McGuire.

66 MATT KEELER
So. | 6-6 | 305

• Saw two starts at RT in '22 - the first coming versus West Virginia. Two days prior to playing WVU, learned he would be starting his first FBS game. Broken wrist in HS narrowed options; FBS offers started while at Coffeyville CC, including Arizona St., Miss St., Va Tech, Mich St. & Illinois.

WIDE RECEIVER (Z)

9 JERAND BRADLEY
So. | 6-5 | 220

• Preseason All-Big 12 WR ... in '22, was just the 6th freshman since 1972 to lead the team in rec. yards (744) - also led team in rec. (51) and rec. TDs (6) in only nine starts. Named a 2nd Team Freshman All-American by The Athletic. Tallied over 3,000 yards receiving in his three HS seasons (Texas-6A).

6 J.J. SPARKMAN
Jr. | 6-4 | 225

• Made first 3 career starts in '22. Caught 2 TDs in '21, both claimed national attention as each was featured on "You Got Moss'd" on ESPN (at OU vs. Miss St.). East Texas native, son of an oil-field worker and a nurse, the oldest of three - fishing enthusiast - frequented Lake Fork back home.

WIDE RECEIVER (H)

10 DRAE MCCRAY
Jr. | 5-9 | 185

• Comes to Texas Tech as an FCS All-American from Austin Peay - the same program tight ends coach Josh Cochran joined the Red Raiders from the year before. Can play inside and outside for TTU. Finished Austin Peay career w/ a 12-catch 92-yard outing at Alabama on Nov. 19, 2022.

13 BRADY BOYD
Jr. | 6-1 | 205

• Second-year Red Raider that transferred from Minnesota; welcomed by a familiar face in Joey McGuire; McGuire and Kris Boyd, Brady's father coached together at Cedar Hill HS. Played in nine games at Minnesota before joining Tech; made first career start in '22 in Red Raiders' Nov. 26 win vs. Oklahoma.

WIDE RECEIVER (Y)

1 MYLES PRICE
Sr. | 5-10 | 190

• Has averaged at least 3 rec/gm each year since 2020 true freshman season. One of 15 FBS players to record at least 13 catches in a game in '22, which was a career-high in Tech's win over Texas on Sept. 24, 2022. One of the smaller players on the team, but known for being the loudest personality.

14 XAVIER WHITE
Sr. | 6-0 | 195

• From WR in 2019, to running back in 2020 & 2021, White returned to WR in 2022 and will be slotted as such again in '23 but does not rule out totin the ball as well. He entered '23 as the team leader in career all-purpose yards (2,067). Local Lubbock product that went to HS less than five miles away from Jones AT&T Stadium.

WIDE RECEIVER (X)

8 COY EAKIN
R-Fr. | 6-2 | 210

• Led the nation with 2,140 receiving yards in HS senior season as he helped his team go 16-0 and win the 2021 Class 4A D-I state title. Started true freshman season on Tech's 2-deep. Suffered injuries each of the last two seasons in fall camp delaying starts to his years. Held three Power Five (Tech, TCU, Washington State) offers.

4 JORDAN BROWN
Jr. | 5-11 | 185

• A second-year Red Raider after joining team in '22 following two years at Kansas. Emerged as a kick return threat late in the '22 season after recovering from a preseason injury. Had a solid '23 fall camp that has propelled him to increased offensive snaps. Added 10 lbs. to frame this past offseason.

TIGHT END

80 MASON THARP
Jr. | 6-9 | 270

• Added 10 lbs. to his 6-9 frame in each of the last two offseasons. Behren Morton, roommate, aided recruitment of Tharp, dating back to his junior day. Caught Morton's 1st career TD pass. Wears 3X-size gloves for hands that measure 10.5 inches. Credited w/ 412 off. snaps in '22 by PFF; led TTU for TE's despite missing 3 games.

88 BAYLOR CUPP
Sr. | 6-6 | 260

• Second-year transfer from Texas A&M. Out of HS, was ranked the top tight end and the No. 2 recruit in the state by 247Sports. Played in 10 games over three years (2019-21) while battling injuries at A&M. Started 6 of last 7 games of '22 season; caught game-deciding TD at Iowa State in 4th Qtr. that clinched bowl eligibility for Tech.

QUARTERBACK

2 BEHREN MORTON
So. | 6-2 | 215

• Back in the mix as the starter for second season in a row to spell on injured Tyler Shough. Displayed potential in four starts during 2022 redshirt freshman season that made him highest-rated QB signee in program history. Starting debut came on the road Oct. 8, 2022 at No. 7 Okla. State - answered by becoming fourth freshman since 1999 to have 300-yard passing game in first career start. Part of a TTU offense that became second FBS program since 1996 to have three different QBs throw for at least 1,000 yards in a season. Totaled more than 8,800 passing yards and 84 touchdowns in three seasons at Eastland High School. He was a consensus four-star prospect, ranking sixth nationally among pro-style quarterbacks. He grew up in Lubbock for part of his youth as his father was the head football coach at Monterey HS in Lubbock for 11 years.

17 JAKE STRONG
Fr. | 6-1 | 210

• True freshman. One of the top quarterback prospects in the state of Texas ... set Northwest High School records for career passing yards (6,688), passing touchdowns (82), total yards (8,284) and total touchdowns (100) during his career -- a 5A program located in Justin, Texas - approx. 30 min. north of Fort Worth. Was a three-year starter, however, was called up to the varsity team seven weeks into his freshman season and saw significant snaps. As a sophomore, became the full-time starter and led an offense that averaged 458 yards per game and scored more than 50 points in five games. Strong won District 3-5A-I Newcomer of the Year. Zach Kittley offered Strong his first FBS scholarship when he held the same position at Western Kentucky. He again offered once on the Tech coaching staff and Strong committed two days later making head coach Joey McGuire's first quarterback commitment. Rated a four-star prospect by ESPN and a three-star recruit by 247Sports, Rivals and ON3.com. Joined the Red Raiders spring 2023 and went through spring practices.

RUNNING BACK

28 TAHJ BROOKS
Sr. | 5-10 | 230

• At current pace, he could become the first Red Raider since Baron Batch in 2010 to lead the team in rushing over three-consecutive seasons. Brooks and SaRodrick Thompson Jr. formed one of the top 1-2 running back combos in football over the previous three seasons in Lubbock, but since Thompson moved on to the NFL, the bulk of the workload is with Brooks, alongside sophomore Cam/Ron Valdez in 2023. In game No. 7 of the 2023 season, Brooks surpassed his 2022 single season best rushing total mark of 691 yards and he entered the game with 688, breezing past it with 98 rushing yards to set a new single season career-high. Brooks led the Red Raiders with 691 yards in 2022 and 568 yards in 2021 and is quickly approaching the Red Raiders' all-time Top 10 for career rushing yards. From Austin area Manor HS where he registered three seasons of at least 1,000 yards rushing. Brooks held his first youth camp in June at Manor High School; a free event that had more than 200 kids attend his camp on Father's Day, June 18. An endzone celebration pointing to his wrist to open the 2021 season versus Houston at NRG Stadium, has grown into the staple celebration "Brooks Time."

0 CAM'RON VALDEZ
So. | 5-9 | 205

• Sideline last season, the 4-star Rivals prospect displayed his potential late in the 2022 season. Not only was Valdez slotted behind one of the top 1-2 punches between SaRodrick Thompson Jr. and Tahj Brooks last season, he suffered a leg injury during the 2022 preseason that kept him out of the first eight games of the season. Made his season debut at TCU on Nov. 5, receiving three carries late totaling 71 yards as burst for 38 on one of the three runs. Cousins with Red Raider great Le'Raven Clark who was selected in the third round of the 2016 NFL Draft by Indianapolis Colts; entering eighth NFL season in '23 playing for the Pittsburgh Steelers.

DEFENSIVE DEPTH CHART: NOTES

TACKLE

95 JAYLON HUTCHINGS
Sr. | 6-0 | 305

- Has started 53 consecutive games for the Red Raiders, the nation's second longest active streak. Teammates call him J-Boog or J-Boogie. A force who was once a H.S. RB, now owns a 500-lb. bench, a 700-lb. squat & clocked at 18mph. 2nd-highest graded returning DT in Big 12 by PFF.

5 QUINCY LEDET JR.
Sr. | 6-2 | 305

- A newcomer but with strong ties to TTU program. Joins Red Raiders as second transfer from UL-Monroe in as many years, teaming up with Myles Cole. Played HS football at same HS that TTU GM James Blanchard did during his playing days - both from Orange. Has two years eligibility remaining.

WILL

8 JESIAH PIERRE
Sr. | 6-2 | 240

- Returns to ILB in '23, a position he played two seasons at UF and in HS after playing OLB for the first time in his career last season. Tallied a career-high 14 tackles in first start of '23 season at Wyoming in return to ILB. A Haitian-American, mother a native of Haiti. Can understand some Creole.

3 BRYCE RAMIREZ
Sr. | 6-6 | 260

- On the watch list for '23 Comeback POY, suffered a compound leg fracture in first career start at NC State (9/17/22). Surprised with a scholarship prior to the 2021 season getting underway. After first two seasons on scout team (2019-20), inserted into each of the final seven games of the 2021 season, special teams.

NOSE

97 TONY BRADFORD JR.
Sr. | 6-1 | 300

- A staple on the D-Line since 2019 (49 GP/32 GS). Referred to by Joey McGuire as "the mayor of Lubbock" because of his personality and community service. Intern with the Texas Tech Police Department since the spring of 2020. Named to 2022 AFCA Good Works Team; honored Dec. 31, 2022 at the Sugar Bowl.

98 E'MAURION BANKS
So. | 6-5 | 305

- Credited by HC McGuire as one of TTU's most improved players late in the '22 season; manufactured Texas Bowl practices into seeing most significant action as a Red Raider in the bowl game. Was state top-100 recruit out of Rider HS in Wichita Falls. Goes by the nickname "Dooda".

MIKE

13 BEN ROBERTS
R-Fr. | 6-3 | 230

- Thrust into starting role in week 2 contest vs. Oregon and delivered in 1st career start with 12 tkls, 1.5 TFLs, 0.5 sacks and 1 FF. Appeared in two gms as a true frosh. Shifted from safety at HS level to LB in college. A consensus 3-star recruit from DFW area that garnered first-team 6A all-district honors.

32 TYRIQUE MATTHEWS
Sr. | 5-11 | 235

- A Texas Tech veteran, having played in 52 career games. Was a regular on special teams and in the linebacker rotation the previous two seasons appearing all 26 games of that span. Led team in special-teams snaps in '21 and was 2nd in snaps in '22. Born in New Orleans, La., attended Aldine Eisenhower HS in Houston, Texas.

EDGE

6 MYLES COLE
Sr. | 6-6 | 280

- Moves from Coach Fitch's (DL) meeting room to Coach Ah You's (DLB) in 2023. The 6-6, 280-pounder that has an 86-inch wingspan - clocked with a 20.3mph max speed - takes the task to replace No. 7 overall draft pick Tyree Wilson on the edge. A native of Shreveport, Louisiana.

19 DYLAN SPENCER
Fr. | 6-5 | 245

- From Class 6A Houston King, was a unanimous state top-100 prospect. Senior year had 75 tackles, including 20 tackles for loss and nine sacks. Switched oral commitment from Texas to Texas Tech late during recruiting process. Listed as a four-star prospect by both ESPN and ON3.com.

OLB

14 JOSEPH ADEDIRE
So. | 6-3 | 265

- Led true freshman in '22 with six starts. Chose Tech over offers from more than a dozen power-5 programs, including LSU, Michigan & Oregon. Was HS teammates w/ OL Jacoby Jackson. Switched to his HS # this offseason - 14.

7 STEVE LINTON
Sr. | 6-5 | 235

- Gained approx. 15 lbs. over offseason, listed at 219 last season at Syracuse. Owned 3.5 career sacks and 6.0 TFLs in 29 career games at SU. Also on basketball and track teams in HS. NFL draft analyst Dane Brugler ranks him as the No. 8 senior-year edge rusher for the 2024 draft.

STAR

9 C.J. BASKERVILLE
Jr. | 6-3 | 215

- Arrives to Tech in '23 after two seasons at San Diego State; played boundary safety for SDSU. Is a Texas product. Born in Houston; played at Katy HS (Fr./So.) before moving to DFW area. Richland HS coach Ged Kates endorsed McGuire in transfer process. Received D1 offers for WR & DB in high school. C.J. is short for Christopher Julian.

27 BRENDEN JORDAN
Fr. | 6-0 | 215

- A 247Sports 4-star recruit that attended Mansfield HS in the DFW metroplex. Member of ESPN300 at No. 224 overall nationally and regarded as the No. 13 safety nationally by ESPN. Started on varsity as a freshman. Saints are favorite NFL team. Nickname is B.J.; favorite restaurant is B.J.'s

CORNERBACK

12 BRALYN LUX
Sr. | 5-11 | 175

- Signed with Texas Tech on June 1, 2023 - the Red Raiders' final addition to its '23 roster. The transfer from Fresno State has two seasons eligibility. After strong camp, HC Joey McGuire noted that Lux would join veterans Williams and Dunlap as a trio that could edge see starts each week. Lux got the week one start at Wyoming.

0 RAYSHAD WILLIAMS
Sr. | 6-3 | 215

- The UCLA transfer has made 30 starts over the past three seasons for Tech, including a return to his hometown of Memphis for the Liberty Bowl to cap 2021. Had a career-high (5) and most PBUs by a Red Raider since Justis Nelson in 2014 versus OSU on 10/8/22.

SAFETY

1 DADRION TAYLOR-DEMERTON
Sr. | 5-11 | 195

- Affectionately known as "Rabbit" since the 2nd grade to friends and family, coined from playing football as one of the smallest players on the team. Storied HS career included three-straight state titles (Okla.) and Player of the Year honors. In March 2022, became father to daughter Layla Grace.

25 CHAPMAN LEWIS
Fr. | 6-1 | 180

- A true freshman hailing from Burleson Centennial in the DFW metroplex that joined the team for spring football. Shifted to safety in the fall after taking reps at both corner spots in the spring; spurred by the depth Bralyn Lux added in June. Recruited by TCU, UCLA, Utah and others. Mother played basketball at Alabama A&M.

SAFETY

18 TYLER OWENS
Sr. | 6-2 | 210

- A former five-star safety that transferred to Tech with two years eligibility prior to '22 season from Texas. Vertical-jumped over 40 inches this past offseason; clocked running at more than 23mph in a game. Closed '22 season w/ career-high six tackles to go along with an INT and a forced fumble in the Texas Bowl win versus Ole Miss.

28 JORDAN SANFORD
Fr. | 6-0 | 190

- The second Mansfield Timberview defensive back product to join the Red Raiders in as many years as he joins former teammate Landon Hullahby at Texas Tech. A T&F stand out, setting PRs of 10.55 seconds in the 100m and 21.74 in the 200m as a senior. Consensus four-star prospect by the likes of 247Sports, Rivals, ESPN and ON3.com.

CORNERBACK

24 MALIK DUNLAP
Sr. | 6-3 | 220

- Tech's sole returner who was a member of last year's All-Big 12 Team (2nd-Team DB). Had most productive season of career in '22, making 11 of 22 career starts - started 11/12 gms played in. Ranked 2nd in Big 12 w/ 11 PBUs. Appeared in 7 games, 1 start, fighting injuries in 1st season at Tech in '21, after 3 years at NC St.

22 MAURION HORN
R-Fr. | 5-11 | 180

- Consensus four-star recruit by the likes of 247Sports, Rivals and ESPN ... recognized as the No. 27 cornerback in the 2022 class and the No. 5 player in the state of Oklahoma by ESPN. Standout two-way player on the HS level splitting time as a RB and DB during prep career. Did not see the field as a true freshman for the Red Raiders.

GAME-BY-GAME STARTERS

OFFENSE

GAME	QB	RB	TE	WR	WR	WR	LT	LG	C	RG	RT
at Wyoming	Shough	Brooks	Tharp	Bradley	Price	Fouonji	Mills	Spencer	Staats	Wilburn	Rogers
Oregon	Shough	Brooks	Tharp	Bradley	White	Sparkman	Mills	Spencer	Staats	Jackson	Rogers
Tarleton State	Shough	Brooks	Tharp	Bradley	Price	Brown	Mills	Spencer	Staats	Wilburn	Rogers
at West Virginia	Shough	Brooks	Tharp	Bradley	White	Brown	Mills	Spencer	Staats	Wilburn	Rogers
Houston	Morton	Brooks	Tharp	Bradley	Price	Eakin	Mills	Spencer	Staats	Wilburn	Rogers
at Baylor	Morton	Brooks	Cupp	Bradley	Price	Eakin	Mills	Jackson	Staats	Wilburn	Rogers
Kansas State	Morton	Brooks	Cupp	Bradley	Price	Eakin	Mills	Jackson	Staats	Wilburn	Rogers
at BYU	--	--	--	--	--	--	--	--	--	--	--
TCU	--	--	--	--	--	--	--	--	--	--	--
at Kansas	--	--	--	--	--	--	--	--	--	--	--
UCF	--	--	--	--	--	--	--	--	--	--	--
at Texas	--	--	--	--	--	--	--	--	--	--	--

DEFENSE

GAME	NT	DT	EDGE	LB-WILL	LB-MIKE	OLB	==	CB	S	S	CB
at Wyoming	Hutchings	Bradford Jr.	Cole	Pierre	Rodriguez	Linton	Jordan (Star)	Williams	Taylor-Demerson	Owens	Lux
Oregon	Hutchings	Bradford Jr.	Cole	Pierre	Roberts	Linton	Jordan (Star)	Williams	Taylor-Demerson	Owens	Lux
Tarleton State	Hutchings	Bradford Jr.	Cole	Pierre	Roberts	Linton	Baskerville (Star)	Williams	Taylor-Demerson	Lux	Dunlap
at West Virginia	Hutchings	Bradford Jr.	Cole	Pierre	Roberts	Adedire	Baskerville (Star)	Williams	Taylor-Demerson	Owens	Dunlap
Houston	Hutchings	Bradford Jr.	Cole	Dingle Jr.	Roberts	Adedire	Baskerville (Star)	Williams	Taylor-Demerson	Owens	Dunlap
at Baylor	Hutchings	Bradford Jr.	Cole	Pierre	Roberts	Adedire	Baskerville (Star)	Lux	Taylor-Demerson	Owens	Dunlap
Kansas State	Hutchings	Bradford Jr.	Cole	Pierre	Roberts	Adedire	Esters (OLB)	Williams	Taylor-Demerson	Owens	Dunlap
at BYU	--	--	--	--	--	--	--	--	--	--	--
TCU	--	--	--	--	--	--	--	--	--	--	--
at Kansas	--	--	--	--	--	--	--	--	--	--	--
UCF	--	--	--	--	--	--	--	--	--	--	--
at Texas	--	--	--	--	--	--	--	--	--	--	--

STARTS LEADERS IN 2023

PLAYER (CL.), POS.	STARTS
1. Tony Bradford Jr. (Sr.), DL	7
2. Jerand Bradley (So.), WR	7
3. Tahj Brooks (Sr.), RB	7
4. Myles Cole (Sr.), OLB	7
5. Jaylon Hutchings (Sr.), DL	7
6. Monroe Mills (Jr.), DL	7
7. Caleb Rogers (Sr.), OL	7
8. Rusty Staats (Sr.), OL	7
9. Dadrion Taylor-Demerson (Sr.), DB	7
10. Tyler Owens (Sr.), DB	6
11. Jesiah Pierre (Sr.), LB	6
12. Ben Roberts (RFr.), LB	6
13. Dennis Wilburn (Sr.), DL	6
14. Rayshad Williams (Sr.), DB	6
15. Malik Dunlap (Sr.), DB	5
16. Myles Price (Sr.), WR	5
17. Mason Tharp (Jr.), TE	5
18. Cole Spencer (Sr.), OL	5
19. Joseph Adedire (So.), OLB	4
20. C.J. Baskerville (Jr.), DB	4
21. Bralyn Lux (Sr.), DB	4
22. Tyler Shough (Sr.), QB	4
23. Coy Eakin (RFr.), WR	3
24. Jacoby Jackson (So.), OL	3
25. Steve Linton (Sr.), OLB	3
26. Behren Morton (So.), QB	3
27. Jordan Brown (Jr.), WR	2
28. Baylor Cupp (Sr.), TE	2
29. Brenden Jordan (Fr.), DB	2
30. Xavier White (Sr.), WR	2
31. Miquel Dingle Jr. (Fr.), LB	1
32. Charles Esters (So.), OLB	1
33. Loic Fouonji (Sr.), WR	1
34. Jacob Rodriguez (Jr.), LB	1
35. J.J. Sparkman (Jr.), WR	1

Fr. - 4 So. - 5 Jr. - 6 Sr. - 20

CONSECUTIVE STARTS LEADERS

PLAYER, POS.	CONSECUTIVE STARTS*
Jaylon Hutchings, DL	53
Caleb Rogers, OL	36
Tony Bradford Jr., DL	20
Dadrion Taylor-Demerson, DB	16
Monroe Mills, OL	11
Jerand Bradley, WR	9
Tahj Brooks, RB	7
Rusty Staats, OL	7
Myles Cole, OLB	7
Ben Roberts, LB	6
Dennis Wilburn, OL	5
Malik Dunlap, DB	5
Joseph Adedire, OLB	4
Tyler Owens, DB	4
Myles Price, WR	3
Behren Morton, QB	3
Coy Eakin, WR	3
Jesiah Pierre, LB	2
Jacoby Jackson, OL	2
Baylor Cupp, TE	2
Rayshad Williams, DB	1
Charles Esters, OLB	1

* consecutive starts at Texas Tech

NEWCOMER TRACKER

TRANSFERS	GP/GS
#53 Rusty Staats (Sr.), OL	7/7
#7 Steve Linton (Sr.), OLB	7/3
#10 Drae McCray (Jr.), WR	7/0
#38 Reese Burkhardt (Jr.), K	7/0
#45 Terrell Tilmon (So.), OLB	7/0
#5 Quincy Ledet Jr. (Sr.), DL	7/0
#12 Braylyn Lux (Sr.), DB	6/4
#9 C.J. Baskerville (Jr.), DB	5/4

TRUE FRESHMEN	GP/GS
#27 Brenden Jordan, DB	7/2
#25 Chapman Lewis, DB	6/0
=====	
#28 Jordan Sanford, DB	4/0
#35 Miquel Dingle Jr., LB	4/1
#19 Dylan Spencer, OLB	4/0
#94 Braylon Rigby, DL	1/0
#51 Jayden Cofield, DL	1/0
#42 John Curry, LB	1/0



GAME EIGHT DEPTH CHART**OFFENSE**

QB	2	Behren Morton	6-2	215	So.-1L	
	17	Jake Strong	6-1	210	Fr.-HS	
RB	28	Tahj Brooks	5-10	230	Sr.-3L	
	0	Cam'Ron Valdez	5-9	205	So.-1L	
Z	9	Jerand Bradley	6-5	220	So.-1L	
	6	J.J. Sparkman	6-4	225	Jr.-2L	
Y	1	Myles Price	5-10	190	Sr.-3L	
	14	Xavier White	6-0	195	Sr.-3L	
	20	Nehemiah Martinez I	5-9	205	Jr.-2L	
H	10	Drae McCray	5-9	185	Jr.-TR	
	13	Brady Boyd	6-1	205	Jr.-1L	
X	8	Coy Eakin	6-2	210	Fr.-RS	
	-or-	4	Jordan Brown	5-11	185	Jr.-1L
	-or-	11	Loic Fouonji	6-4	215	Sr.-3L

DEFENSE

NT	95	Jaylon Hutchings	6-0	305	Sr.-4L	
	5	Quincy Ledet Jr.	6-2	305	Sr.-TR	
DT	97	Tony Bradford Jr.	6-1	300	Sr.-4L	
	98	E'Maurion Banks	6-5	300	So.-SQ	
EDGE	6	Myles Cole	6-6	280	Sr.-1L	
	19	Dylan Spencer	6-5	245	Fr.-HS	
WILL	8	Jesiah Pierre	6-2	240	Sr.-2L	
	3	Bryce Ramirez	6-2	245	Sr.-1L	
	35	Miquel Dingle Jr.	6-2	220	Fr.-HS	
MIKE	13	Ben Roberts	6-3	230	Fr.-RS	
	32	Tyrique Matthews	5-11	235	Sr.-4L	
	-or-	10	Jacob Rodriguez	6-1	235	Jr.-1L
OLB	14	Joseph Adedire	6-3	265	So.-1L	
	-or-	7	Steve Linton	6-5	235	Sr.-TR
	3	Bryce Ramirez	6-2	245	Sr.-1L	

SPECIAL TEAMS

P	31	Austin McNamara	6-4	210	Sr.-4L
	37	Brook Honore' Jr.	6-0	185	Fr.-RS
K	99	Gino Garcia	6-2	215	Sr.-RS
	38	Reese Burkhardt	6-1	205	Jr.-TR
LS	30	Jackson Knotts	5-11	190	Jr.-2L
	47	Jacob Mauch	6-3	220	Sr.-SQ
KO	38	Reese Burkhardt	6-1	205	Jr.-TR
	99	Gino Garcia	6-2	215	Sr.-RS
H	31	Austin McNamara	6-4	210	Sr.-4L

TE	80	Mason Tharp	6-9	270	Jr.-2L	
	-or-	88	Baylor Cupp	6-6	260	Sr.-1L
	43	Henry Teeter	6-4	250	Sr.-2L	
-or-	15	Jayden York	6-4	250	Jr.-1L	
LT	71	Monroe Mills	6-6	315	Jr.-1L	
	79	Ty Buchanan	6-6	310	So.-1L	
LG	70	Cole Spencer	6-4	300	Sr.-RS	
	-or-	75	Jacoby Jackson	6-6	320	So.-1L
C	53	Rusty Staats	6-5	320	Sr.-TR	
	65	Sheridan Wilson	6-5	300	Fr.-RS	
RG	56	Dennis Wilburn	6-3	325	Sr.-1L	
	72	Landon Peterson	6-6	300	Sr.-3L	
RT	76	Caleb Rogers	6-5	310	Sr.-3L	
	66	Matt Keeler	6-6	305	So.-1L	

STAR	9	C.J. Baskerville	6-3	215	Jr.-TR	
	-or-	27	Brenden Jordan	6-0	215	Fr.-HS
	31	Joseph Plunk	5-10	180	Jr.-1L	
CB	12	Bralyn Lux	5-11	175	Sr.-TR	
	-or-	0	Rayshad Williams	6-3	215	Sr.-2L
2	Jalon Peoples	5-11	185	Fr.-RS		
S	1	Dadriion Taylor-Demerson	5-11	195	Sr.-4L	
	25	Chapman Lewis	6-1	180	Fr.-HS	
S	18	Tyler Owens	6-2	210	Sr.-1L	
	28	Jordan Sanford	6-0	195	Fr.-HS	
CB	24	Malik Dunlap	6-3	220	Sr.-2L	
	22	Maurion Horn	5-11	180	Fr.-RS	
KR	10	Drae McCray	5-9	185	Jr.-TR	
	4	Jordan Brown	5-11	185	Jr.-1L	
	14	Xavier White	6-0	195	Sr.-3L	
	1	Myles Price	5-10	190	Sr.-3L	
20	Nehemiah Martinez I	5-9	205	Jr.-2L		
PR	1	Myles Price	5-10	190	Sr.-3L	
	14	Xavier White	6-0	195	Sr.-3L	

ACTIVE CAREER STARTS LEADERS

PLAYER, POS.	TTU	OVERALL
	GP/GS	GP/GS*
Jaylon Hutchings, DL	58/53	--
Caleb Rogers, DL	42/36	--
Tony Bradford Jr., DL	49/32	--
Dadriion Taylor-Demerson, DB	53/31	--
Rayshad Williams, DB	33/30	55/38
Myles Price, WR	39/26	--
Mason Tharp, TE	27/20	--
Jesiah Pierre, LB	30/19	43/19
Dennis Wilburn, OL	19/19	30/29
Malik Dunlap, DB	26/17	49/27
Tahj Brooks, RB	39/17	--
Jerand Bradley, WR	23/17	--
Monroe Mills, OL	17/17	19/17
Tyler Shough, QB	15/13	30/20
Joseph Adedire, OLB	18/10	--
Landon Peterson, OL	31/9	--
Jacoby Jackson, OL	21/9	--
Baylor Cupp, TE	18/8	28/9
Tyler Owens, DB	18/8	45/9
Myles Cole, OLB	20/8	54/20
Xavier White, WR	45/7	--
Rusty Staats, OL	7/7	52/34
Behren Morton, QB	16/7	--
Ben Roberts, LB	9/6	--
Loic Fouonji, WR	39/5	--
Cole Spencer, OL	5/5	51/49
Nehemiah Martinez, WR	30/4	--
JJ Sparkman, WR	27/4	--
C.J. Baskerville, DB	5/4	27/15
Bralyn Lux, DB	6/4	33/26
Coy Eakin, WR	3/3	--
Steve Linton, OLB	7/3	36/5
Henry Teeter, TE	31/3	39/3
Brenden Jordan, DB	7/2	--
Jordan Brown, WR	13/2	15/2
Isaac Smith, OLB	11/2	--
Matt Keeler, OL	22/2	--
Jacob Rodriguez, LB	25/1	--
Brady Boyd, WR	12/1	21/1
Bryce Ramirez, LB	15/1	--
Ty Buchanan, OL	9/1	--
Charles Esters III, OLB	8/1	--
Miquel Dingle, Jr. LB	2/1	--
Drae McCray, WR	7/0	28/22
Quincy Ledet Jr., DL	7/0	37/18

* total starts | Texas Tech + previous D1 institution

14 JOSEPH ADEDIRE

OLB | So. | 2nd Yr. | Mansfield, Texas | Summit HS

PARTICIPATION	2022	2023	CAREER
GP/GS	12/6	6/3	18/10

CAREER STATS

TACKLES	GP	UA	A	Total	TFL	Yds	PD	FF	FR	Blkd	QBH
2022	12	9	10	19	3.5	11	0	0	0	0	4
2023	6	9	3	12	2.5	2	0	0	0	0	1
Totals	18	18	13	31	6	13	0	0	0	0	5

SACKS	G	UA	A	Total	Yds
2022	12	1	0	1.0	4
2023	6	0	0	0.0	0
Totals	18	1	0	1.0	4

2023 GAME-BY-GAME STATS

Opponent	GS	UA	A	TOT	SACKS-YDS	TFL-YDS	FF	FR	INT	QBH
at Wyoming	0	0	0	0.0	0.0-0	0	0	0	0	0
Oregon	1	1	2	0.0	0.5-0	0	0	0	0	0
Tarleton State	<i>DNP-injured</i>									
at West Virginia *	2	2	4	0.0	0.0	0	0	0	0	0
Houston *	2	0	2	0.0	0.0	0	0	0	0	1
at Baylor *	1	0	1	0.0	0.0	0	0	0	0	0
Kansas State *	3	0	3	0.0	2.0-2	0	0	0	0	0
at BYU	-	-	-	-	-	-	-	-	-	-
TCU	-	-	-	-	-	-	-	-	-	-
at Kansas	-	-	-	-	-	-	-	-	-	-
UCF	-	-	-	-	-	-	-	-	-	-
at Texas	-	-	-	-	-	-	-	-	-	-
Totals	9	3	12	0.0-0	2.5-2	0	0	0	0	1

2022 GAME-BY-GAME STATS

Opponent	GS	UA	A	TOT	SACKS-YDS	TFL-YDS	FF	FR	INT	QBH
Murray State	<i>DNP-injured</i>									
Houston	0	0	0	0.0-0	0.0-0	0	0	0	0	0
at NC State	0	1	1	0.0-0	0.5-1	0	0	0	0	0
Texas	0	0	0	0.0-0	0.0-0	0	0	0	0	0
at Kansas State	1	0	1	0.0-0	0.0-0	0	0	0	0	0
at Oklahoma St. *	2	0	2	0.0-0	1.0-5	0	0	0	1	1
West Virginia	0	1	1	0.0-0	0.0-0	0	0	0	0	0
Baylor *	1	0	1	0.0-0	0.0-0	0	0	0	0	0
at TCU	1	2	3	0.0-0	0.0-0	0	0	0	0	0
Kansas *	2	1	3	0.0-0	0.5-1	0	0	0	1	1
at Iowa State *	1	0	1	0.0-0	0.0-0	0	0	0	1	1
Oklahoma *	1	3	4	1.0-4	1.0-4	0	0	0	1	1
Ole Miss *	0	2	2	0.0-0	0.5-0	0	0	0	0	0
Totals	9	10	19	1.0-4	3.5-11	0	0	0	4	4

9 C.J. BASKERVILLE

DB | Jr. | 3rd Yr. (1st at Tech) | North Richland Hills, Texas | Richland HS

PARTICIPATION	2021*	2022*	2023	CAREER
GP/GS	14/4	8/7	5/4	27/15

* at San Diego State

CAREER STATS

TACKLES	GP	UA	A	Total	TFL	Yds	PD	FF	FR	INT	QBH
2021 (SDSU)	14	23	16	39	1.0	3	3	0	1	1	0
2022 (SDSU)	8	20	16	36	1.5	4	3	0	0	0	0
2023 (TTU)	5	23	9	32	3.5	13	3	0	0	0	1
TOTALS	27	66	41	107	6.0	20	9	0	1	1	1

INTERCEPTIONS	GP	No	Yds	TD	LG	AVG/R
2021 (SDSU)	14	1	0	0	0	0.0
2022 (SDSU)	8	0	0	0	0	0.0
2023 (TTU)	5	0	0	0	0	0.0
TOTALS	27	1	0	0	0	0.0

2023 GAME-BY-GAME STATS

Opponent	GS	UA	A	TOT	TFL-YDS	INT-YDS	FF	FR	PBU
at Wyoming	3	1	4	1.5-6	0-0	0	0	0	0
Oregon	<i>DNP-injured</i>								
Tarleton St.	* 3	3	6	0.0	0-0	0	0	0	2
at West Virginia *	4	3	7	0.0	0-0	0	0	0	0
Houston *	9	0	9	1.0-5	0-0	0	0	0	1
at Baylor *	4	2	6	1.0-2	0-0	0	0	0	0
Kansas State	<i>DNP-injured</i>								
at BYU	-	-	-	-	-	-	-	-	-
TCU	-	-	-	-	-	-	-	-	-
at Kansas	-	-	-	-	-	-	-	-	-
UCF	-	-	-	-	-	-	-	-	-
at Texas	-	-	-	-	-	-	-	-	-
Totals	23	9	32	3.5-13	0-0	0	0	0	3

2021 GAME-BY-GAME STATS (@ SAN DIEGO STATE)

Opponent	GS	UA	A	TOT	TFL-YDS	INT-YDS	FF	FR	PBU
Arizona *	3	3	6	0.0-0	0-0	0	0	0	0
Idaho State *	4	4	8	0.0-0	0-0	0	0	0	0
at Utah *	4	0	4	1.0-3	0-0	0	0	0	0
Toledo *	3	5	8	0.5-1	0-0	0	0	0	0
at Boise State *	3	2	5	0.0-0	0-0	0	0	0	2
Hawaii *	1	0	1	0.0-0	0-0	0	0	0	1
at Nevada *	2	2	4	0.0-0	0-0	0	0	0	0
Air Force	0	0	0	0.0-0	0-0	0	0	0	0
Totals	20	16	36	1.5-4	0-0	0	0	0	3

2021 GAME-BY-GAME STATS (@ SAN DIEGO STATE)

Opponent	GS	UA	A	TOT	TFL-YDS	INT-YDS	FF	FR	PBU
New Mexico St.	0	0	0	0.0-0	0-0	0	0	0	0
at Arizona	0	0	0	0.0-0	0-0	0	0	0	0
Utah	0	0	0	0.0-0	0-0	0	0	0	0
Towson	1	1	2	0.5-2	0-0	0	0	0	0
New Mexico	1	1	2	0.0-0	0-0	0	0	0	0
at San Jose St.	0	0	0	0.0-0	0-0	0	0	0	0
at Air Force	1	0	1	0.0-0	0-0	0	0	0	0
Fresno State	0	0	0	0.0-0	0-0	0	0	0	0
at Hawaii	1	1	2	0.0-0	0-0	0	1	0	0
Nevada	1	2	3	0.0-0	0-0	0	0	0	0
at UNLV *	2	4	6	0.0-0	0-0	0	0	0	1
Boise State *	3	2	5	0.5-1	0-0	0	0	0	0
Utah State *	8	1	9	0.0-0	0-0	0	0	0	2
vs. UTSA *	5	4	9	0.0-0	1-0	0	0	0	0
Totals	23	16	39	1.0-3	1-0	0	1	0	3



97 TONY BRADFORD JR.

DL | S-Sr. | 5th Yr. | Houston, Texas | North Shore HS

PARTICIPATION	2019	2020	2021	2022	2023	CAREER
GP/GS	11/2	8/8	10/2	13/13	7/7	49/32

CAREER STATS

TACKLES	GP	UA	A	Total	TFL	Yds	PD	FF	FR	Blkd	QBH
2019	11	9	4	13	2.0	7	0	0	0	0	0
2020	8	20	8	28	6.0	21	0	0	0	0	5
2021	10	15	17	32	8.0	33	2	0	0	0	1
2022	13	22	10	32	9.0	39	0	0	0	1	6
2023	7	7	8	15	2.5	14	0	1	0	0	0
Totals	49	73	47	120	27.5	114	2	1	0	1	12

SACKS	G	UA	A	Total	Yds
2019	11	0	2	1.0	6
2020	8	1	0	1.0	8
2021	10	3	1	3.5	22
2022	13	5	1	5.5	33
2023	7	1	1	1.5	11
Totals	49	10	5	12.5	80

2023 GAME-BY-GAME STATS

Opponent	GS	UA	A	TOT	SACKS-YDS	TFL-YDS	FF	FR	INT	QBH
at Wyoming	*	1	2	3	0.0-0	0.0-0	0	0	0	0
Oregon	*	0	1	1	0.0-0	0.5-2	0	0	0	0
Tarleton State	*	1	1	2	0.0-0	0.5-1	0	0	0	0
at West Virginia	*	1	1	2	0.0-0	0.0-0	0	0	0	0
Houston	*	3	0	3	1.0-7	1.0-7	1	0	0	0
at Baylor	*	1	1	2	0.0-0	0.0-0	0	0	0	0
Kansas State	*	0	2	2	0.5-4	0.5-4	0	0	0	0
at BYU	-	-	-	-	-	-	-	-	-	-
TCU	-	-	-	-	-	-	-	-	-	-
at Kansas	-	-	-	-	-	-	-	-	-	-
UCF	-	-	-	-	-	-	-	-	-	-
at Texas	-	-	-	-	-	-	-	-	-	-
Totals	7	8	15	15	1.5-11	2.5-14	1	0	0	0

2022 GAME-BY-GAME STATS

Opponent	GS	UA	A	TOT	SACKS-YDS	TFL-YDS	FF	FR	INT	QBH
Murray State	*	2	1	3	1.0-8	1.5-10	0	0	0	0
Houston	*	1	0	1	0.0-0	0.0-0	0	0	0	0
at NC State	*	0	1	1	0.0-0	0.0-0	0	0	0	1
Texas	*	1	2	3	0.5-3	0.5-3	0	0	0	0
at Kansas State	*	1	0	1	1.0-7	1.0-7	0	0	0	0
at Oklahoma St.	*	0	1	1	0.0-0	0.0-0	0	0	0	0
West Virginia	*	1	2	3	0.0-0	0.0-0	0	0	0	1
Baylor	*	5	0	5	1.0-6	3.0-9	0	0	0	0
at TCU	*	1	0	1	0.0-0	0.0-0	0	0	0	0
Kansas	*	1	0	1	0.0-0	1.0-1	0	0	0	0
at Iowa State	*	3	1	4	1.0-3	1.0-3	0	0	0	1
Oklahoma	*	2	1	3	1.0-6	1.0-6	0	0	0	2
vs. Ole Miss	*	4	1	5	0.0-0	0.0-0	0	0	0	1
Totals	22	10	32	32	5.5-33	9.0-39	0	0	0	6

2021 GAME-BY-GAME STATS

Opponent	GS	UA	A	TOT	SACKS-YDS	TFL-YDS	FF	FR	INT	QBH	
vs. Houston	1	0	1	1	1.0-7	1.0-7	0	0	0	0	
Stephen F. Austin	1	3	4	4	0.0-0	1.5-4	0	0	0	0	
FIU	1	1	2	2	0.0-0	0.0-0	0	0	0	0	
at Texas	0	1	1	1	0.0-0	0.0-0	0	0	0	0	
at West Virginia	*	2	3	5	0.0-0	0.0-0	0	0	0	1	
TCU	*	3	2	5	0.0-0	2.0-3	0	0	0	0	
at Kansas	<i>DNP-injured</i>										
Kansas State	<i>DNP-injured</i>										
at Oklahoma	<i>DNP-injured</i>										
Iowa State	0	2	2	2	0.5-2	0.5-2	0	0	0	0	
Oklahoma State	2	3	5	5	0.0-0	1.0-4	0	0	0	0	
Baylor	4	2	6	6	1.0-3	1.0-3	0	0	0	0	
Mississippi State	1	0	1	1	1.0-10	1.0-10	0	0	0	0	
Totals	15	17	32	32	3.5-22	8.0-33	0	0	0	1	

2020 GAME-BY-GAME STATS

Opponent	GS	UA	A	TOT	SACKS-YDS	TFL-YDS	FF	FR	INT	QBH
HBU	*	1	2	3	0.0-0	0.0-0	0	0	0	0
Texas	*	0	1	1	0.0-0	0.5-0	0	0	0	0
at Kansas St.	*	3	0	3	0.0-0	1.0-1	0	0	0	0
at Iowa St.	*	6	2	8	0.0-0	1.0-4	0	0	0	2
West Virginia	*	2	1	3	0.0-0	0.0-0	0	0	0	2
Baylor	*	3	0	3	0.0-0	1.0-4	0	0	0	0
at Oklahoma St.	*	0	1	1	0.0-0	0.0-0	0	0	0	0
Kansas	*	5	1	6	1.0-8	2.5-12	0	0	0	1
Totals	20	8	28	28	1.0-8	6.0-21	0	0	0	5

2019 GAME-BY-GAME STATS

Opponent	GS	UA	A	TOT	SACKS-YDS	TFL-YDS	FF	FR	INT	QBH
UTEP	1	1	2	2	0.5-4	0.5-4	0	0	0	0
Arizona	0	0	0	0	0.0-0	0.0-0	0	0	0	0
Oklahoma	0	0	0	0	0.0-0	0.0-0	0	0	0	0
Oklahoma St.	*	1	2	3	0.5-2	0.5-2	0	0	0	0
Baylor	2	0	2	2	0.0-0	0.0-0	0	0	0	0
Iowa St.	1	0	1	1	0.0-0	0.0-0	0	0	0	0
Kansas	*	0	0	0	0.0-0	0.0-0	0	0	0	0
West Virginia	1	0	1	1	0.0-0	1.0-1	0	0	0	0
TCU	1	1	2	2	0.0-0	0.0-0	0	0	0	0
Kansas St.	1	0	1	1	0.0-0	0.0-0	0	0	0	0
Texas	1	0	1	1	0.0-0	0.0-0	0	0	0	0
Totals	9	4	13	13	1.0-6	2.0-7	0	0	0	0

9 JERAND BRADLEY

WR | So. | 3rd Yr. | Frisco, Texas | Desoto HS

PARTICIPATION	2021	2022	2023	CAREER
GP/GS	4/0	12/9	7/7	23/16

CAREER STATS

RECEIVING	G	Rec	Yds	TD	Lg	Rec/G	Avg/C	Avg/G
2021	4	5	99	0	52	1.3	19.8	24.8
2022	12	51	744	6	47	4.3	14.6	62.0
2023	7	27	298	4	34	3.9	11.0	42.6
Totals	23	83	1,141	10	52	3.6	13.7	49.6

2023 GAME-BY-GAME

Opponent	GS	Rec	Yds	TD	Avg	LG	Rush	Yds	TD
at Wyoming	*	8	88	1	11.0	29	0	0	0
Oregon	*	5	83	1	16.6	34	0	0	0
Tarleton State	*	4	40	0	10	15	0	0	0
at West Virginia	*	3	30	1	10	16	0	0	0
Houston	*	1	5	0	5	5	0	0	0
at Baylor	*	1	6	0	6	6	0	0	0
Kansas State	*	5	46	1	9.2	16	0	0	0
at BYU	-	-	-	-	-	-	-	-	-
TCU	-	-	-	-	-	-	-	-	-
at Kansas	-	-	-	-	-	-	-	-	-
UCF	-	-	-	-	-	-	-	-	-
at Texas	-	-	-	-	-	-	-	-	-
Totals	27	298	4	11.0	34	0	0	0	

2022 GAME-BY-GAME

Opponent	GS	Rec	Yds	TD	Avg	LG	Rush	Yds	TD	
Murray State	*	6	108	2	18	39	0	0	0	
Houston	*	6	50	0	8.3	21	0	0	0	
at NC State	*	2	14	0	7	10	0	0	0	
Texas	*	2	26	0	13	15	0	0	0	
at Kansas State	0	0	0	0	0	0	0	0	0	
at Oklahoma State	*	8	119	1	14.9	31	0	0	0	
West Virginia	*	3	42	0	14	17	0	0	0	
Baylor	*	2	44	0	22	27	0	0	0	
at TCU	2	54	1	27	47	0	0	0	0	
Kansas	<i>DNP-injured</i>									
at Iowa State	4	26	0	6.5	12	0	0	0	0	
Oklahoma	*	8	173	1	21.6	44	0	0	0	
vs. Ole Miss	*	8	88	1	11	36	0	0	0	
Totals	51	744	6	14.6	47	0	0	0		



28 TAHJ BROOKS

RB | Sr. | 4th Yr. | Manor, Texas | Manor HS

PARTICIPATION	2020	2021	2022	2023	CAREER
GP/GS	10/0	9/4	13/6	7/7	39/17

CAREER STATS

RUSHING	G	Att	Yds	TD	Lg	Avg/C	Avg/G
2020	10	69	255	4	28	3.7	25.5
2021	9	87	568	7	67	6.5	63.1
2022	13	147	691	7	37	4.7	53.2
2023	7	131	786	5	38	6.0	112.3
Totals	39	434	2,300	23	67	5.3	59.0

RECEIVING	G	Rec	Yds	TD	Lg	Rec/G	Avg/C	Avg/G
2020	10	13	61	0	16	1.3	4.7	6.1
2021	9	6	52	0	18	0.7	8.7	5.8
2022	13	26	164	1	17	2.0	6.3	12.6
2023	7	11	57	0	12	1.6	5.2	8.1
Totals	39	56	334	1	18	1.4	6.0	8.6

2023 GAME-BY-GAME

Opponent	GS	Rush	Yds	TD	LG	Rec	Yds	TD	LG
at Wyoming	*	11	39	1	8	2	12	0	10
Oregon	*	7	71	0	35	4	18	0	7
Tarleton State	*	19	158	0	38	0	0	0	0
at West Virginia	*	25	149	0	27	1	6	0	6
Houston	*	21	101	2	19	1	-5	0	0
at Baylor	*	31	170	1	24	1	4	0	4
Kansas State	*	17	98	1	30	2	22	0	12
at BYU	-	-	-	-	-	-	-	-	-
TCU	-	-	-	-	-	-	-	-	-
at Kansas	-	-	-	-	-	-	-	-	-
UCF	-	-	-	-	-	-	-	-	-
at Texas	-	-	-	-	-	-	-	-	-
Totals		131	786	5	38	11	57	0	12

2022 GAME-BY-GAME

Opponent	GS	Rush	Yds	TD	LG	Rec	Yds	TD	LG
Murray State		6	50	3	23	1	1	0	1
Houston		17	78	1	19	5	34	0	17
at NC State	*	4	4	0	2	5	44	0	17
Texas		12	36	0	11	3	21	1	17
at Kansas State		10	39	0	7	4	5	0	3
at Oklahoma State		4	8	0	9	0	0	0	0
West Virginia	*	17	107	2	20	1	6	0	6
Baylor	*	16	98	0	31	2	17	0	10
at TCU	*	10	59	0	21	1	7	0	7
Kansas	*	16	51	1	9	0	0	0	0
at Iowa State	*	9	45	0	11	1	7	0	7
Oklahoma		12	26	0	6	3	22	0	11
vs. Ole Miss		14	90	0	37	0	0	0	0
Totals		147	691	7	37	26	164	1	17

2021 GAME-BY-GAME

Opponent	GS	Rush	Yds	TD	LG	Rec	Yds	TD	LG
vs. Houston	*	15	134	2	44	0	0	0	0
Stephen F. Austin		11	103	2	67	1	7	0	7
FIU	*	9	47	0	19	0	0	0	0
at Texas		<i>DNP-injured</i>							
at West Virginia		<i>DNP-injured</i>							
TCU		<i>DNP-injured</i>							
at Kansas		<i>DNP-injured</i>							
Kansas State		4	33	0	23	0	0	0	0
at Oklahoma	*	6	23	0	16	1	5	0	5
Iowa State	*	9	80	1	51	2	21	0	18
Oklahoma State		3	1	0	3	1	12	0	12
at Baylor		14	40	1	11	1	7	0	7
vs. Mississippi State		16	107	1	19	0	0	0	0
Totals		87	568	7	67	6	52	0	18

2020 GAME-BY-GAME

Opponent	GS	Rush	Yds	TD	LG	Rec	Yds	TD	LG
HBU		8	25	1	7	2	26	0	16
Texas		0	0	0	0	0	0	0	0
at Kansas St.		1	0	0	0	0	0	0	0
at Iowa St.		0	0	0	0	0	0	0	0
West Virginia		12	44	1	10	1	2	0	2
Oklahoma		12	30	0	16	3	19	0	10
at TCU		0	0	0	0	0	0	0	0
Baylor		14	48	2	9	1	6	0	6
at Oklahoma St.		6	29	0	12	4	7	0	6
Kansas		16	79	0	28	2	1	0	1
Totals		69	255	4	28	13	61	0	16

4 JORDAN BROWN

WR | Jr. | 4th Yr. (2nd at Tech) | Dallas, Texas | DeSoto HS

PARTICIPATION	2020*	2021*	2022	2023	CAREER
GP/GS	2/0	0/0	8/0	5/1	15/1

* at Kansas

CAREER STATS

RECEIVING	G	Rec	Yds	TD	Lg	Rec/G	Avg/C	Avg/G
2020 (KW)	2	1	4	0	4	0.5	4.0	2.0
2021 (KW)	0	0	0	0	0	0.0	0.0	0.0
2022 (TTU)	8	3	18	0	10	0.4	6.0	2.3
2023 (TTU)	5	14	175	1	46	2.8	12.5	35.0
Totals	15	18	197	1	46	1.2	10.9	13.1

2023 GAME-BY-GAME

Opponent	GS	Rec	Yds	TD	Avg	LG	Rush	Yds	TD
at Wyoming		2	51	0	25.5	27	0	0	0
Oregon		0	0	0	0	0	0	0	0
Tarleton State		6	73	1	12.2	46	0	0	0
at West Virginia	*	2	27	0	13.5	26	0	0	0
Houston		<i>DNP-injured</i>							
at Baylor		<i>DNP-injured</i>							
Kansas State		4	24	0	6	8	0	0	0
at BYU	-	-	-	-	-	-	-	-	-
TCU	-	-	-	-	-	-	-	-	-
at Kansas	-	-	-	-	-	-	-	-	-
UCF	-	-	-	-	-	-	-	-	-
at Texas	-	-	-	-	-	-	-	-	-
Totals		14	175	1	12.5	46	0	0	0



6 MYLES COLE

OLB | S-Sr. | 6th Yr. (2nd at Tech) | Shreveport, La. | Evangel Christian Academy

PARTICIPATION	2018*	2019*	2020*	2021*	2022	2023	CAREER
GP/GS	2/0	12/2	8/8	12/2	13/1	7/7	54/20

* at Louisiana-Monroe

CAREER STATS

TACKLES	GP	UA	A	Total	TFL	Yds	PD	FF	FR	Blkd	QBH
2018 (ULM)	2	1	0	1	0.0	0	0	0	0	0	0
2019 (ULM)	12	2	1	3	1.0	5	0	0	0	0	0
2020 (ULM)	8	5	5	10	1.0	12	0	0	0	0	1
2021 (ULM)	12	6	22	28	1.0	5	0	0	0	0	2
2022 (TTU)	13	8	4	12	2.5	8	0	0	0	1	3
2023 (TTU)	7	10	8	18	3.0	21	1	0	0	0	1
Totals	55	32	40	72	8.5	51	1	0	0	1	7

SACKS

SACKS	G	UA	A	Total	Yds
2018 (ULM)	2	0	0	0.0	0
2019 (ULM)	12	0	0	0.0	0
2020 (ULM)	8	1	0	1.0	12
2021 (ULM)	12	0	1	0.5	4
2022 (TTU)	13	0	0	0.0	0
2023 (TTU)	7	2	1	2.5	18
Totals	54	3	2	4.0	34

2023 GAME-BY-GAME STATS

Opponent	GS	UA	A	TOT	SACKS-YDS	TFL-YDS	FF	FR	INT	QBH
at Wyoming	*	1	0	1	0.0-0	0.0-0	0	0	0	0
Oregon	*	0	1	1	0.0-0	0.5-3	0	0	0	0
Tarleton State	*	3	1	4	2.0-13	2.0-13	0	0	0	0
at West Virginia	*	3	3	6	0.0-0	0.0-0	0	0	0	0
Houston	*	2	0	1	0.0-0	0.0-0	0	0	0	1
at Baylor	*	1	3	4	0.5-5	0.5-5	0	0	0	0
Kansas State	*	0	0	0	0.0-0	0.0-0	0	0	0	0
at BYU	-	-	-	-	-	-	-	-	-	-
TCU	-	-	-	-	-	-	-	-	-	-
at Kansas	-	-	-	-	-	-	-	-	-	-
UCF	-	-	-	-	-	-	-	-	-	-
at Texas	-	-	-	-	-	-	-	-	-	-
Totals	10	8	18	2.5-18	3.0-21	0	0	0	0	1

2022 GAME-BY-GAME STATS

Opponent	GS	UA	A	TOT	SACKS-YDS	TFL-YDS	FF	FR	INT	QBH
Murray State	1	2	3	0.0-0	0.5-1	0	0	0	0	0
Houston	0	0	0	0.0-0	0.0-0	0	0	0	0	0
at NC State	1	0	1	0.0-0	0.0-0	0	0	0	0	0
Texas	*	0	1	1	0.0-0	0.0-0	0	0	0	0
at Kansas State	2	0	2	0.0-0	0.0-0	0	0	0	0	0
at Oklahoma St.	0	0	0	0.0-0	0.0-0	0	0	0	0	0
West Virginia	0	1	1	0.0-0	0.0-0	0	0	0	0	0
Baylor	0	0	0	0.0-0	0.0-0	0	0	0	0	0
at TCU	0	0	0	0.0-0	0.0-0	0	0	0	0	0
Kansas	0	0	0	0.0-0	0.0-0	0	0	0	0	1
at Iowa State	2	0	2	0.0-0	0.0-0	0	0	0	0	1
Oklahoma	0	0	0	0.0-0	0.0-0	0	0	0	0	1
vs. Ole Miss	2	0	2	0.0-0	2.0-7	0	0	0	0	0
Totals	8	4	12	0.0-0	2.5-8	0	0	0	0	3

88 BAYLOR CUPP

TE | Sr. | 5th Yr. (2nd at Tech) | Brock, Texas | Brock HS

PARTICIPATION	2021*	2022	2023	CAREER
GP/GS	10/1	12/6	6/2	28/9

* at Texas A&M

CAREER STATS

RECEIVING	G	Rec	Yds	TD	Lg	Rec/G	Avg/C	Avg/G
2021 (A&M)	10	0	0	0	0	0.0	0.0	0.0
2022 (TTU)	12	12	132	2	24	1.0	11.0	11.0
2023 (TTU)	6	6	63	2	18	1.0	10.5	10.5
Totals	28	18	195	4	24	0.6	10.8	7.0

2023 GAME-BY-GAME

Opponent	GS	Rec	Yds	TD	Avg	LG	Rush	Yds	TD
at Wyoming		0	0	0	0.0	0	0	0	0
Oregon		1	6	0	6.0	6	0	0	0
Tarleton State		DNP-injured							
at West Virginia		1	12	0	12	12	0	0	0
Houston		1	4	0	4	4	0	0	0
at Baylor	*	2	34	2	18	18	0	0	0
Kansas State	*	1	7	0	7	7	0	0	0
at BYU	-	-	-	-	-	-	-	-	-
TCU	-	-	-	-	-	-	-	-	-
at Kansas	-	-	-	-	-	-	-	-	-
UCF	-	-	-	-	-	-	-	-	-
at Texas	-	-	-	-	-	-	-	-	-
Totals	6	63	2	10.5	18	0	0	0	0

2022 GAME-BY-GAME

Opponent	GS	Rec	Yds	TD	Avg	LG	Rush	Yds	TD
Murray State		1	20	0	20	20	0	0	0
Houston		1	6	0	6	6	0	0	0
at NC State		DNP-injured							
Texas		4	65	1	16.3	24	0	0	0
at Kansas State		0	0	0	0	0	0	0	0
at Oklahoma State		1	0	0	0	0	0	0	0
West Virginia	*	1	3	0	3	3	0	0	0
Baylor		2	24	0	12	14	0	0	0
at TCU	*	0	0	0	0	0	0	0	0
Kansas	*	0	0	0	0	0	0	0	0
at Iowa State	*	1	4	1	4	4	0	0	0
Oklahoma	*	1	10	0	10	10	0	0	0
vs. Ole Miss	*	0	0	0	0	0	0	0	0
Totals	12	132	2	11	24	0	0	0	0



24 MALIK DUNLAP

DB | S-Sr. | 6th Yr. (3rd at Tech) | Charlotte, N.C. | Harding Univ. HS

PARTICIPATION	2018*	2019*	2020*	2021	2022	2023	CAREER
GP/GS	2/0	12/5	9/5	7/1	12/11	7/5	49/27

* at NC State

CAREER STATS

TACKLES	GP	UA	A	Total	TFL	Yds	PD	FF	FR	Blkd	QBH
2018 (NCST)	2	0	1	1	0.0	0	0	0	0	0	0
2019 (NCST)	12	10	10	20	1.5	2	8	0	0	0	0
2020 (NCST)	9	15	5	20	1.0	2	6	0	0	0	0
2021 (TTU)	7	4	3	7	0.0	0	0	0	0	0	0
2022 (TTU)	12	27	6	33	0.5	2	12	0	0	0	0
2023 (TTU)	7	15	3	18	0.5	1	1	0	0	0	0
TOTALS	49	71	28	99	3.5	7	27	0	0	0	0

INTERCEPTIONS

GP	No	Yds	TD	LG	AVG/R
2018 (NCST)	2	0	0	0	0.0
2019 (NCST)	12	0	0	0	0.0
2020 (NCST)	9	0	0	0	0.0
2021 (TTU)	7	0	0	0	0.0
2022 (TTU)	12	1	0	0	0.0
2023 (TTU)	7	3	77	1	54
TOTALS	49	4	77	1	54

2023 GAME-BY-GAME STATS

Opponent	GS	UA	A	TOT	TFL-YDS	INT-YDS	FF	FR	PBU
at Wyoming	3	0	3	0.0-0	0-0	0-0	0	0	0
Oregon	0	2	2	0.0-0	0-0	0-0	0	0	0
Tarleton St.	* 2	0	2	0.0-0	2-56	0-0	1	0	1
at West Virginia	* 1	0	1	0.0-0	1-21	0-0	0	0	0
Houston	* 2	0	1	0.0-0	0-0	0-0	0	0	0
at Baylor	* 1	0	1	0.0-0	0-0	0-0	0	0	0
Kansas State	* 6	1	7	0.5-1	0-0	0-0	0	0	0
at BYU	-	-	-	-	-	-	-	-	-
TCU	-	-	-	-	-	-	-	-	-
at Kansas	-	-	-	-	-	-	-	-	-
UCF	-	-	-	-	-	-	-	-	-
at Texas	-	-	-	-	-	-	-	-	-
Totals	15	3	18	0.5-1	3-77	0	0	0	1

2022 GAME-BY-GAME STATS

Opponent	GS	UA	A	TOT	TFL-YDS	INT-YDS	FF	FR	PBU	
Murray State	3	0	3	0.0-0	0-0	0-0	0	0	0	
Houston	* 2	0	2	0.0-0	0-0	0-0	0	0	2	
at NC State	* 2	0	2	0.0-0	0-0	0-0	0	0	4	
Texas	* 2	1	3	0.5-2	0-0	0-0	0	0	0	
at Kansas State	* 2	0	2	0.0-0	0-0	0-0	0	0	0	
at Oklahoma St.	* 0	0	0	0.0-0	0-0	0-0	0	0	1	
West Virginia	* 1	0	1	0.0-0	1-0	0-0	0	0	1	
Baylor	* 6	0	6	0.0-0	0-0	0-0	0	0	0	
at TCU	* 1	2	3	0.0-0	0-0	0-0	0	0	1	
Kansas	* 3	2	5	0.0-0	0-0	0-0	0	0	1	
at Iowa State	<i>DNP-injured</i>									
Oklahoma	* 2	0	2	0.0-0	0-0	0-0	0	0	1	
vs. Ole Miss	* 3	1	4	0.0-0	0-0	0-0	0	0	1	
Totals	27	6	33	0.5-2	1-0	0	0	0	12	

2021 GAME-BY-GAME STATS

Opponent	GS	UA	A	TOT	TFL-YDS	INT-YDS	FF	FR	PBU	
vs. Houston	2	0	2	0.0-0	0-0	0-0	0	0	0	
Stephen F. Austin	0	1	1	0.0-0	0-0	0-0	0	0	0	
FIU	1	0	1	0.0-0	0-0	0-0	0	0	0	
at Texas	<i>DNP-injured</i>									
at West Virginia	<i>DNP-injured</i>									
TCU	<i>DNP-injured</i>									
at Kansas	0	0	0	0.0-0	0-0	0-0	0	0	0	
Kansas State	0	0	0	0.0-0	0-0	0-0	0	0	0	
at Oklahoma	* 0	2	2	0.0-0	0-0	0-0	0	0	0	
Iowa State	1	0	1	0.0-0	0-0	0-0	0	0	0	
Oklahoma State	<i>DNP-injured</i>									
at Baylor	<i>DNP-injured</i>									
vs. Mississippi St.	<i>DNP-injured</i>									
Totals	4	3	7	0.0-0	0-0	0	0	0	0	

11 LOIC FOUONJI

WR | Sr. | 4th Yr. | Midland, Texas | Midland HS

PARTICIPATION	2020	2021	2022	2023	CAREER
GP/GS	9/0	10/1	13/3	7/1	39/5

CAREER STATS

RECEIVING	G	Rec	Yds	TD	Lg	Rec/G	Avg/C	Avg/G
2020	9	4	64	1	31	0.4	16.0	7.1
2021	10	8	168	1	69	0.8	21.0	16.8
2022	13	34	451	3	39	2.6	13.3	34.7
2023	7	2	45	1	25	0.3	22.5	6.4
Totals	39	48	728	6	69	1.2	15.2	18.7

2023 GAME-BY-GAME

Opponent	GS	Rec	Yds	TD	Avg	LG	Rush	Yds	TD
at Wyoming	*	1	20	0	20.0	20	0	0	0
Oregon	0	0	0	0	0	0	0	0	0
Tarleton State	0	0	0	0	0	0	0	0	0
at West Virginia	0	0	0	0	0	0	0	0	0
Houston	1	25	125	25	25	0	0	0	0
at Baylor	0	0	0	0	0	0	0	0	0
Kansas State	0	0	0	0	0	0	0	0	0
at BYU	-	-	-	-	-	-	-	-	-
TCU	-	-	-	-	-	-	-	-	-
at Kansas	-	-	-	-	-	-	-	-	-
UCF	-	-	-	-	-	-	-	-	-
at Texas	-	-	-	-	-	-	-	-	-
Totals	2	45	122.5	25	0	0	0	0	0

2022 GAME-BY-GAME

Opponent	GS	Rec	Yds	TD	Avg	LG	Rush	Yds	TD
Murray State	*	4	110	2	27.5	39	0	0	0
Houston	*	3	30	0	10	13	0	0	0
at NC State	2	28	0	14	18	0	0	0	0
Texas	0	0	0	0	0	0	0	0	0
at Kansas State	3	24	0	8	10	0	0	0	0
at Oklahoma State	2	14	0	7	7	0	0	0	0
West Virginia	3	25	1	8.3	12	0	0	0	0
Baylor	0	0	0	0	0	0	0	0	0
at TCU	1	7	0	7	7	0	0	0	0
Kansas	5	52	0	10.4	18	0	0	0	0
at Iowa State	0	0	0	0	0	0	0	0	0
Oklahoma	4	61	0	15.3	34	0	0	0	0
vs. Ole Miss	*	7	100	0	14.3	27	0	0	0
Totals	34	451	3	13.3	39	0	0	0	0

2021 GAME-BY-GAME

Opponent	GS	Rec	Yds	TD	Avg	LG	Rush	Yds	TD	
vs. Houston	0	0	0	0	0	0	0	0	0	
Stephen F. Austin	0	0	0	0	0	0	0	0	0	
FIU	1	12	0	12.0	12	0	0	0	0	
at Texas	2	78	1	39.0	69	0	0	0	0	
at West Virginia	*	2	50	0	25.0	46	0	0	0	
TCU	1	14	0	14.0	14	0	0	0	0	
at Kansas	2	14	0	7.0	8	0	0	0	0	
Kansas State	0	0	0	0.0	0	0	0	0	0	
at Oklahoma	0	0	0	0.0	0	0	0	0	0	
Oklahoma State	0	0	0	0.0	0	0	0	0	0	
at Baylor	<i>DNP-injured</i>									
vs. Mississippi State	<i>DNP-injured</i>									
Totals	8	168	1	21.0	69	0	0	0	0	

2020 GAME-BY-GAME

Opponent	GS	Rec	Yds	TD	Avg	LG	Rush	Yds	TD	
Houston Baptist	<i>DNP</i>									
Texas	0	0	0	0.0	0	0	0	0	0	
at Kansas State	1	8	0	8.0	8	0	0	0	0	
at Iowa State	0	0	0	0.0	0	0	0	0	0	
West Virginia	0	0	0	0.0	0	0	0	0	0	
Oklahoma	2	25	0	12.5	22	0	0	0	0	
at TCU	0	0	0	0.0	0	0	0	0	0	
Baylor	0	0	0	0.0	0	0	0	0	0	
at Oklahoma State	2	36	1	18.0	31	0	0	0	0	
Kansas	0	0	0	0.0	0	0	0	0	0	
Totals	5	69	1	13.8	31	0	0	0	0	



99 GINO GARCIA

K | R-Sr. | 5th Yr. (2nd at Tech) | Richardson, Texas | Pearce HS

PARTICIPATION	2019*	2020*	2021*	2022	2023	CAREER
GP/GS	12/0	4/0	10/0	3/0	7/0	36/0

* at Houston Christian

CAREER STATS

FIELD GOALS	G	Made	Att	Lg	Pct
2019 (HCU)	12	18	26	54	69.2
2020 (HCU)	4	5	10	50	50.0
2021 (HCU)	10	9	10	59	90.0
2022 (TTU)	3	0	1	0	0.0
2023 (TTU)	7	8	12	54	66.0
TOTALS	36	40	59	59	68.8

SCORING	G	TD	Rush	Pass	Retn	PAT	2PAT	FG	Total	Avg/G
2019 (HCU)	12	0	0	0	0	47	0	18	101	8.4
2020 (HCU)	4	0	0	0	0	16	0	5	31	7.8
2021 (HCU)	10	0	0	0	0	21	0	9	48	4.8
2022 (TTU)	3	0	0	0	0	7	0	0	7	2.3
2023 (TTU)	7	0	0	0	0	26	0	8	50	7.1
TOTALS	36	0	0	0	0	117	0	40	237	6.6

95 JAYLON HUTCHINGS

DT | S-Sr. | 6th Yr. | Forney, Texas | Forney HS

PARTICIPATION	2018	2019	2020	2021	2022	2023	CAREER
GP/GS	3/0	12/10	10/10	13/13	13/13	7/7	58/53

CAREER STATS

TACKLES	GP	UA	A	Total	TFL	Yds	PD	FF	FR	Blkd	QBH
2018	3	1	1	2	0.0	0	0	0	0	0	0
2019	12	18	9	27	3.5	11	0	1	0	0	2
2020	10	15	8	23	3.0	9	0	0	0	1	1
2021	13	22	25	47	6.5	36	0	0	0	0	4
2022	13	30	20	50	5.5	19	0	1	1	0	4
2023	7	14	14	28	7.0	26	0	0	0	0	1
TOTALS	58	100	77	177	25.5	101	0	2	1	1	13

SACKS	G	UA	A	Total	Yds
2018	3	0	0	0.0	0
2019	12	1	1	1.5	4
2020	10	0	2	1.0	5
2021	13	3	1	3.5	27
2022	13	1	1	1.5	13
2023	7	2	3	3.0	15
TOTALS	58	6	8	10.5	59

2023 GAME-BY-GAME STATS

Opponent	GS	UA	A	TOT	SACKS-YDS	TFL-YDS	FF	FR	INT	QBH
at Wyoming	*	2	0	2	1.0-5	1.0-5	0	0	0	0
Oregon	*	3	2	5	0.5-1	0.5-1	0	0	0	1
Tarleton State	*	3	1	4	0.0-0	1.5-2	0	0	0	0
at West Virginia	*	3	3	6	1.0-6	2.5-11	0	0	0	0
Houston	*	1	2	3	0.0-0	2.0-3	0	0	0	1
at Baylor	*	2	2	4	0.0-0	0.0-0	0	0	0	0
Kansas State	*	0	4	4	0.5-4	0.5-4	0	0	0	0
at BYU	-	-	-	-	-	-	-	-	-	-
TCU	-	-	-	-	-	-	-	-	-	-
at Kansas	-	-	-	-	-	-	-	-	-	-
UCF	-	-	-	-	-	-	-	-	-	-
at Texas	-	-	-	-	-	-	-	-	-	-
Totals		14	14	28	3.0-16	7.0-26	0	0	0	2

2022 GAME-BY-GAME STATS

Opponent	GS	UA	A	TOT	SACKS-YDS	TFL-YDS	FF	FR	INT	QBH
Murray State	*	2	1	3	0.0-0	1.0-2	0	0	0	0
Houston	*	4	2	6	0.0-0	0.5-1	0	0	0	0
at NC State	*	1	3	4	0.0-0	0.0-0	0	0	0	0
Texas	*	3	1	4	0.0-0	0.0-0	0	0	0	1
at Kansas State	*	1	0	1	0.0-0	0.0-0	0	0	0	1
at Oklahoma St.	*	1	3	4	0.0-0	1.0-2	0	0	0	1
West Virginia	*	1	2	3	0.0-0	0.0-0	0	0	0	0
Baylor	*	3	1	4	0.0-0	0.5-0	0	0	0	0
at TCU	*	3	0	3	1.0-8	1.0-8	0	0	0	0
Kansas	*	2	0	2	0.0-0	0.0-0	0	1	0	0
at Iowa State	*	2	4	6	0.5-5	0.5-5	0	0	0	0
Oklahoma	*	3	1	4	0.0-0	0.0-0	0	0	0	1
vs. Ole Miss	*	4	2	6	0.0-0	1.0-1	1	0	0	0
Totals		30	20	50	1.5-13	5.5-19	1	1	0	4

2021 GAME-BY-GAME STATS

Opponent	GS	UA	A	TOT	SACKS-YDS	TFL-YDS	FF	FR	INT	QBH
vs. Houston	*	1	1	2	1.0-11	1.0-11	0	0	0	0
Stephen F. Austin	*	3	2	5	1.0-6	2.0-9	0	0	0	0
FIU	*	1	2	3	0.0-0	0.0-0	0	0	0	0
at Texas	*	0	2	2	0.0-0	0.0-0	0	0	0	0
at West Virginia	*	2	2	4	1.0-8	1.0-8	0	0	0	0
TCU	*	1	6	7	0.0-0	0.5-2	0	0	0	0
at Kansas	*	2	0	2	0.0-0	0.0-0	0	0	0	0
Kansas State	*	3	0	3	0.0-0	0.0-0	0	0	0	1
at Oklahoma	*	0	1	1	0.0-0	0.0-0	0	0	0	1
Iowa State	*	2	2	4	0.5-2	1.5-6	0	0	0	0
Oklahoma State	*	2	2	4	0.0-0	0.0-0	0	0	0	0
at Baylor	*	2	5	7	0.0-0	0.5-1	0	0	0	1
vs. Mississippi St.*	*	3	0	3	0.0-0	0.0-0	0	0	0	0
Totals		22	25	47	3.5-27	6.5-36	0	0	0	4

2020 GAME-BY-GAME STATS

Opponent	GS	UA	A	TOT	SACKS-YDS	TFL-YDS	FF	FR	INT	QBH
HBU	*	0	4	4	1.0-5	1.5-6	0	0	0	0
Texas	*	2	0	2	0.0-0	0.0-0	0	0	0	0
at Kansas St.	*	2	0	2	0.0-0	0.0-0	0	0	0	0
at Iowa St.	*	0	1	1	0.0-0	0.0-0	0	0	0	0
West Virginia	*	2	0	2	0.0-0	0.0-0	0	0	0	0
Oklahoma	*	0	2	2	0.0-0	0.5-2	0	0	0	1
at TCU	*	1	1	2	0.0-0	0.0-0	0	0	0	0
Baylor	*	3	0	3	0.0-0	0.0-0	0	0	0	0
at Oklahoma St.	*	1	0	1	0.0-0	0.0-0	0	0	0	0
Kansas	*	4	0	4	0.0-0	1.0-1	0	0	0	0
Totals		15	8	23	1.0-5	3.0-9	0	0	0	1

2019 GAME-BY-GAME STATS

Opponent	GS	UA	A	TOT	SACKS-YDS	TFL-YDS	FF	FR	INT	QBH
Montana St.		0	3	3	0.0-0	0.5-1	0	0	0	0
UTEP		1	1	2	0.0-0	0.0-0	0	0	0	0
at Arizona	*	5	0	5	1.0-2	1.0-2	0	0	0	0
at Oklahoma	*	0	0	0	0.0-0	0.0-0	0	0	0	0
Oklahoma St.	*	1	1	2	0.5-2	0.5-2	1	0	0	1
at Baylor	*	1	1	2	0.0-0	0.5-2	0	0	0	0
Iowa St.	*	0	1	1	0.0-0	0.0-0	0	0	0	0
at Kansas	*	3	0	3	0.0-0	1.0-4	0	0	0	0
at West Virginia	*	1	0	1	0.0-0	0.0-0	0	0	0	0
TCU	*	2	1	3	0.0-0	0.0-0	0	0	0	0
Kansas St.	*	2	0	2	0.0-0	0.0-0	0	0	0	1
at Texas	*	2	1	3	0.0-0	0.0-0	0	0	0	0
Totals		18	9	27	1.5-4	3.5-11	1	0	0	2

2018 GAME-BY-GAME STATS

Opponent	GS	UA	A	TOT	SACKS-YDS	TFL-YDS	FF	FR	INT	QBH
Lamar		0	0	0	0.0-0	0.0-0	0	0	0	0
Kansas		1	1	2	0.0-0	0.0-0	0	0	0	0
vs. Baylor		0	0	0	0.0-0	0.0-0	0	0	0	0
Totals		1	1	2	0.0-0	0.0-0	0	0	0	0



5 QUINCY LEDET JR.

DL | Sr. | 4th Yr. (1st at Tech) | Orange, Texas | West Orange-Stark HS

PARTICIPATION	2020*	2021*	2022*	2023	CAREER
GP/GS	8/0	11/9	12/10	7/0	38/19

* at Louisiana-Monroe

CAREER STATS

TACKLES	GP	UA	A	Total	TFL	Yds	PD	FF	FR	Blkd
2020 (ULM)	8	5	6	11	0.0	0	0	0	0	0
2021 (ULM)	11	6	22	28	1.0	10	1	1	0	0
2022 (ULM)	12	17	20	37	5.0	34	1	0	0	0
2023 (TTU)	7	3	3	6	0.0	0	0	1	0	0
Totals	38	31	51	82	6.0	44	2	2	0	0

SACKS	G	UA	A	Total	Yds
2020 (ULM)	8	0	0	0.0	0
2021 (ULM)	11	1	0	1.0	10
2022 (ULM)	12	2	2	3.0	27
2023 (TTU)	7	0	0	0.0	0
Totals	38	3	2	4.0	37

2023 GAME-BY-GAME STATS

Opponent	GS	UA	A	TOT	SACKS-YDS	TFL-YDS	FF	FR	INT	QBH
at Wyoming	2	0	2	0.0-0	0.0-0	1	0	0	0	0
Oregon	0	1	1	0.0-0	0.0-0	0	0	0	0	0
Tarleton State	1	0	1	0.0-0	0.0-0	0	0	0	0	0
at West Virginia	0	1	1	0.0-0	0.0-0	0	0	0	0	0
Houston	0	0	0	0.0-0	0.0-0	0	0	0	0	0
at Baylor	0	1	1	0.0-0	0.0-0	0	0	0	1	0
Kansas State	0	0	0	0.0-0	0.0-0	0	0	0	0	0
at BYU	-	-	-	-	-	-	-	-	-	-
TCU	-	-	-	-	-	-	-	-	-	-
at Kansas	-	-	-	-	-	-	-	-	-	-
UCF	-	-	-	-	-	-	-	-	-	-
at Texas	-	-	-	-	-	-	-	-	-	-
Totals	3	3	6	0.0-0	0.0-0	1	0	0	1	0

2022 GAME-BY-GAME STATS (@ ULM)

Opponent	GS	UA	A	TOT	SACKS-YDS	TFL-YDS	FF	FR	INT	QBH
at Texas	*	2	0	2	1.0-9	1.0-9	0	0	0	0
Nicholls	*	0	1	1	0.0-0	0.0-0	0	0	0	0
at Alabama	*	0	0	0	0.0-0	0.0-0	0	0	0	0
Louisiana	*	1	3	4	0.0-0	0.0-0	0	0	0	0
at Arkansas St.	2	1	3	0.5-7	0.5-7	0	0	0	0	0
Coastal Carolina	0	1	1	0.0-0	0.0-0	0	0	0	0	0
at South Alabama*	0	1	1	0.0-0	0.0-0	0	0	0	0	0
at Army	*	1	1	2	0.0-0	0.0-0	0	0	0	0
Texas State	*	5	1	6	0.5-1	1.5-6	0	0	0	0
at Georgia State	*	0	2	2	0.0-0	0.0-0	0	0	0	0
at Troy	*	3	4	7	0.0-0	0.5-1	0	0	0	0
Southern Miss	*	3	5	8	1.0-10	1.5-11	0	0	0	0
Totals	17	20	37	3.0-27	5.0-34	0	0	0	0	0

7 STEVE LINTON

OLB | Sr. | 5th Yr. (1st at Tech) | Dublin, Ga. | Dublin HS

PARTICIPATION	2019*	2020*	2021*	2022*	2023	CAREER
GP/GS	3/0	8/1	7/0	11/1	7/3	36/5

* indicates seasons at Syracuse

CAREER STATS

TACKLES	GP	UA	A	Total	TFL	Yds	PD	FF	FR	Blkd	QBH
2019 (SU)	3	0	2	2	0.0	0	0	0	0	0	0
2020 (SU)	8	11	4	15	0.5	2	0	0	1	0	2
2021 (SU)	7	4	3	7	2.0	2	1	0	0	0	1
2022 (SU)	11	11	11	22	6.0	37	0	1	2	0	4
2023 (TTU)	7	12	6	18	4.5	22	0	2	1	0	0
TOTALS	36	38	26	64	13.0	63	1	3	4	0	7

SACKS	G	UA	A	Total	Yds
2019 (SU)	3	0	0	0.0	0
2020 (SU)	8	0	0	0.0	0
2021 (SU)	7	1	0	1.0	1
2022 (SU)	11	3	1	3.5	31
2023 (TTU)	7	3	0	3.0	18
TOTALS	36	7	1	7.5	50

2023 GAME-BY-GAME STATS

Opponent	GS	UA	A	TOT	SACKS-YDS	TFL-YDS	FF	FR	INT	QBH
at Wyoming	*	4	1	5	0.0-0	1.0-4	0	1	0	0
Oregon	*	1	1	2	0.0-0	0.0-0	0	0	0	0
Tarleton State	*	0	0	0	0.0-0	0.0-0	0	0	0	0
at West Virginia	1	2	3	0.0-0	0.5-0	0	0	0	0	0
Houston	0	1	1	0.0-0	0.0-0	0	0	0	0	0
at Baylor	3	0	3	3.0-18	3.0-18	2	0	0	0	0
Kansas State	3	1	4	0.0-0	0.0-0	0	0	0	0	0
at BYU	-	-	-	-	-	-	-	-	-	-
TCU	-	-	-	-	-	-	-	-	-	-
at Kansas	-	-	-	-	-	-	-	-	-	-
UCF	-	-	-	-	-	-	-	-	-	-
at Texas	-	-	-	-	-	-	-	-	-	-
Totals	12	6	18	3.0-18	4.5-22	2	1	0	0	0

2022 GAME-BY-GAME STATS (@ SYRACUSE)

Opponent	GS	UA	A	TOT	SACKS-YDS	TFL-YDS	FF	FR	INT	QBH
Louisville	3	3	6	1.0-3	2.0-6	1	1	0	0	0
at UConn	*	1	0	1	0.0-0	0.0-0	0	0	0	0
Purdue	1	1	2	0.0-0	0.0-0	0	0	0	0	0
Virginia	1	0	1	0.0-0	1.0-1	0	0	0	1	0
Wagner	1	1	2	1.5-17	1.5-17	0	0	0	0	0
NC State	0	0	0	0.0-0	0.0-0	0	0	0	0	0
at Clemson	1	2	3	1.0-11	1.0-11	0	0	0	0	0
Notre Dame	1	1	2	0.0-0	0.5-2	0	0	0	0	2
at Pittsburgh	DNP									
Florida State	0	0	0	0.0-0	0.0-0	0	0	0	0	0
at Wake Forest	1	3	4	0.0-0	0.0-0	0	0	0	1	0
at Boston College	1	0	1	0.0-0	0.0-0	0	1	0	0	0
vs. Minnesota	DNP									
Totals	11	11	22	3.5-31	6.0-37	1	2	0	4	0



12 BRALYN LUX

DB | Sr. | 5th Yr. (1st at Tech) | San Jose, Calif. | King's Academy

PARTICIPATION	2020*	2021*	2022*	2023	CAREER
GP/GS	6/6	13/8	8/8	6/4	33/26

* indicates seasons at Fresno State

CAREER STATS

TACKLES	GP	UA	A	Total	TFL	Yds	PD	FF	FR	Blkd	INT
2020 (FS)	6	27	3	30	1.0	1	4	1	1	0	1
2021 (FS)	13	18	6	24	1.0	2	4	0	1	0	0
2022 (FS)	8	30	5	35	3.0	16	7	1	0	0	1
2023 (TTU)	6	7	2	9	1.5	4	4	0	0	0	0
TOTALS	33	82	16	98	6.5	23	19	2	2	0	2

2023 GAME-BY-GAME STATS

Opponent	GS	UA	A	TOT	TFL-YDS	INT-YDS	FF	FR	PBU	
at Wyoming	*	2	0	2	1.0-2	0-0	0	0	1	
Oregon	*	2	1	3	0.5-2	0-0	0	0	0	
Tarleton St.	*	3	0	3	0.0-0	0-0	0	0	0	
at West Virginia	0	0	0	0	0.0-0	0-0	0	0	1	
Houston	0	2	1	3	0.0-0	0.0-0	0	0	0	
at Baylor	*	0	0	0	0.0-0	0.0-0	0	0	2	
Kansas State	<i>DNP-injured</i>									
at BYU	-	-	-	-	-	-	-	-	-	
TCU	-	-	-	-	-	-	-	-	-	
at Kansas	-	-	-	-	-	-	-	-	-	
UCF	-	-	-	-	-	-	-	-	-	
at Texas	-	-	-	-	-	-	-	-	-	
Totals	7	2	9	15-4	0-0	0	0	0	4	

2022 GAME-BY-GAME STATS (@ FRESNO STATE)

Opponent	GS	UA	A	TOT	TFL-YDS	INT-YDS	FF	FR	PBU	
Cal Poly	*	2	0	2	0.0-0	0-0	0	0	0	
Oregon State	*	6	2	8	0.0-0	0-0	0	0	2	
at USC	*	6	0	6	0.0-0	0-0	0	0	1	
at UConn	*	7	1	8	2.0-14	0-0	1	0	0	
at Boise State	*	3	1	4	1.0-2	0-0	0	0	1	
San Jose State	*	3	0	3	0.0-0	1-0	0	0	3	
at New Mexico	*	2	1	3	0.0-0	0-0	0	0	0	
San Diego State	*	1	0	1	0.0-0	0-0	0	0	0	
Hawai'i	<i>DNP-injured</i>									
at UNLV	<i>DNP-injured</i>									
at Nevada	<i>DNP-injured</i>									
Wyoming	<i>DNP-injured</i>									
at Boise State	<i>DNP-injured</i>									
vs. Washington St.	<i>DNP-injured</i>									
Totals	30	5	35	3.0-16	1-0	1	0	7		

2021 GAME-BY-GAME STATS (@ FRESNO STATE)

Opponent	GS	UA	A	TOT	TFL-YDS	INT-YDS	FF	FR	PBU
UConn	*	1	0	1	0.0-0	0-0	0	0	1
at Oregon	*	0	0	0	0.0-0	0-0	0	0	1
Cal Poly	*	4	0	4	0.0-0	0-0	0	0	0
at UCLA	*	0	1	1	0.0-0	0-0	0	1	1
UNLV	*	3	1	4	0.0-0	0-0	0	0	1
at Hawai'i	*	2	0	2	0.0-0	0-0	0	0	0
at Wyoming	*	1	0	1	1.0-2	0-0	0	0	0
Nevada	*	4	0	4	0.0-0	0-0	0	0	0
at San Diego St.	*	1	0	1	0.0-0	0-0	0	0	0
Boise State	0	0	0	0	0.0-0	0-0	0	0	0
New Mexico	0	1	1	2	0.0-0	0-0	0	0	0
at San Jose State	2	2	4	6	0.0-0	0-0	0	0	0
vs. UTEP	0	3	3	6	0.0-0	0-0	0	0	0
Totals	18	6	24	1.0-2	0-0	0	1	4	

2020 GAME-BY-GAME STATS (@ FRESNO STATE)

Opponent	GS	UA	A	TOT	TFL-YDS	INT-YDS	FF	FR	PBU
Hawai'i	*	8	0	8	1.0-1	0-0	1	0	1
Colorado State	*	6	0	6	0.0-0	0-0	0	0	1
at UNLV	*	7	2	9	0.0-0	0-0	0	0	0
at Utah State	*	2	0	2	0.0-0	0-0	0	0	2
at Nevada	*	2	1	3	0.0-0	1-24	0	0	0
vs. New Mexico	*	2	0	2	0.0-0	0-0	0	0	0
Totals	27	3	30	1.0-1	1-24	1	0	4	

20 NEHEMIAH MARTINEZ

WR | Jr. | 3rd Yr. | Lubbock, Texas | Cooper HS

PARTICIPATION	2021	2022	2023	CAREER
GP/GS	11/0	13/4	6/0	30/4

CAREER STATS

ALL PURPOSE	G	Rush	Rec	PR	KR	IR	Total	Avg/G
2021	11	19	0	0	21	0	40	3.6
2022	13	12	394	0	130	0	536	41.2
2023	6	64	31	0	0	0	95	15.8
Totals	30	95	425	0	151	0	671	22.4

2023 GAME-BY-GAME

Opponent	GS	Rec	Yds	TD	Avg	LG	Rush	Yds	TD	
at Wyoming	<i>DNP-injured</i>									
Oregon	1	31	0	31.0	31	0	0	0	0	
Tarleton State	0	0	0	0	0	0	6	38	0	
at West Virginia	0	0	0	0	0	0	1	11	0	
Houston	0	0	0	0	0	0	5	15	0	
at Baylor	0	0	0	0	0	0	0	0	0	
Kansas State	0	0	0	0	0	0	0	0	0	
at BYU	-	-	-	-	-	-	-	-	-	
TCU	-	-	-	-	-	-	-	-	-	
at Kansas	-	-	-	-	-	-	-	-	-	
UCF	-	-	-	-	-	-	-	-	-	
at Texas	-	-	-	-	-	-	-	-	-	
Totals	1	31	0	31.0	31	0	12	64	0	

2022 GAME-BY-GAME

Opponent	GS	Rec	Yds	TD	Avg	LG	Rush	Yds	TD
Murray State	2	43	0	21.5	24	0	0	0	0
Houston	5	76	1	15.2	43	0	0	0	0
at NC State	4	46	0	11.5	18	0	0	0	0
Texas	*	3	14	0	4.7	7	0	0	0
at Kansas State	1	6	1	6	6	0	0	0	0
at Oklahoma State	*	2	26	0	13	16	0	0	0
West Virginia	*	6	52	0	8.7	15	1	6	0
Baylor	0	0	0	0	0	0	0	0	0
at TCU	0	0	0	0	0	0	1	6	0
Kansas	2	36	0	18	34	0	0	0	0
at Iowa State	3	33	0	11	21	0	0	0	0
Oklahoma	*	4	62	0	15.5	24	0	0	0
vs. Ole Miss	0	0	0	0	0	0	0	0	0
Totals	32	394	2	12.3	43	2	12	0	



10 DRAE McCRAY

WR | Jr. | 3rd Yr. (1st at Tech) | Tallahassee, Fla. | N. Florida Christian HS

PARTICIPATION	2021*	2022*	2023	CAREER
GP/GS	11/11	11/11	7/0	29/22

* indicates seasons at Austin Peay

CAREER STATS

RECEIVING	G	Rec	Yds	TD	Lg	Rec/G	Avg/C	Avg/G
2021	11	53	867	8	73	4.8	16.4	78.8
2022	11	76	1,021	9	72	6.9	13.4	92.8
2023	7	14	114	0	31	2.0	8.1	16.3
Totals	29	143	2,002	17	73	4.9	14.0	69.0

2023 GAME-BY-GAME

Opponent	GS	Rec	Yds	TD	Avg	LG	Rush	Yds	TD
at Wyoming	5	42	0	8.4	15	0	0	0	
Oregon	1	31	0	31.0	31	0	0	0	
Tarleton State	1	9	0	9.0	9	0	0	0	
at West Virginia	3	18	0	6.0	15	0	0	0	
Houston	0	0	0	0	0	0	0	0	
at Baylor	2	17	0	8.5	16	0	0	0	
Kansas State	2	-3	0	-1.5	4	0	0	0	
at BYU	-	-	-	-	-	-	-	-	
TCU	-	-	-	-	-	-	-	-	
at Kansas	-	-	-	-	-	-	-	-	
UCF	-	-	-	-	-	-	-	-	
at Texas	-	-	-	-	-	-	-	-	
Totals	14	114	0	8.1	31	0	0	0	

2022 GAME-BY-GAME

Opponent	GS	Rec	Yds	TD	Avg	LG	Rush	Yds	TD
at Western Kentucky	*	7	90	2	12.9	44	1	17	0
Presbyterian	*	7	113	0	16.1	26	1	8	0
Mississippi Valley State	*	10	158	2	15.8	36	0	0	0
at Alabama A&M	*	1	1	0	1.0	1	0	0	0
Eastern Kentucky	*	6	59	1	9.8	24	2	8	0
at Central Arkansas	*	7	73	0	10.4	34	0	0	0
Murray State	*	5	166	2	33.2	72	2	-1	0
Jacksonville State	*	6	68	1	11.3	23	4	17	0
at North Alabama	*	5	106	1	21.2	62	2	5	0
at Kennesaw State	*	10	95	0	9.5	21	0	0	0
at Alabama	*	12	92	0	7.6	32	0	0	0
Totals	76	1,021	9	13.4	72	12	54	0	

2021 GAME-BY-GAME

Opponent	GS	Rec	Yds	TD	Avg	LG	Rush	Yds	TD
at Chattanooga	*	5	87	1	17.4	57	0	0	0
at Ole Miss	*	6	87	0	14.5	51	0	0	0
Moorhead State	*	5	86	0	17.2	52	0	0	0
at Eastern Kentucky	*	8	59	0	7.4	11	0	0	0
Tennessee State	*	4	40	0	10.0	22	0	0	0
Southeast Missouri	*	2	18	0	9.0	13	0	0	0
at Murray State	*	4	23	1	5.8	14	0	0	0
at UT Martin	*	2	23	0	11.5	16	0	0	0
Eastern Illinois	*	6	137	2	22.8	45	0	0	0
at Tennessee State	*	4	70	0	17.5	45	0	0	0
Tennessee Tech	*	7	237	4	33.9	73	1	1	0
Totals	53	867	8	16.4	73	1	1	0	

31 AUSTIN MCNAMARA

P | S-Sr. | 5th Yr. | Gilbert, Ariz. | Highland HS

PARTICIPATION	2019	2020	2021	2022	2023	CAREER
GP/GS	12/0	9/0	13/0	13/0	7/0	54/0

CAREER PUNTING	G	No.	Yards	Lg	Avg
2019	12	59	2657	66	45.0
2020	9	41	1898	87	46.3
2021	13	42	2023	70	48.2
2022	13	50	2215	65	44.3
2023	7	27	1303	59	48.3
Totals	54	219	10,096	87	46.1

2023 GAME-BY-GAME STATS

Opponent	No	Yds	Avg	Long	Blkd	TB	FC	50+	I20
at Wyoming	4	199	49.8	54	0	1	3	3	2
Oregon	2	89	44.5	52	0	0	1	1	1
Tarleton State	4	195	48.8	53	0	1	0	1	2
at West Virginia	6	294	49.0	54	0	0	2	4	0
Houston	4	199	49.8	59	0	2	1	1	1
at Baylor	3	144	48.0	53	0	0	3	1	3
Kansas State	4	183	45.8	57	0	1	1	1	0
at BYU	-	-	-	-	-	-	-	-	-
TCU	-	-	-	-	-	-	-	-	-
at Kansas	-	-	-	-	-	-	-	-	-
UCF	-	-	-	-	-	-	-	-	-
at Texas	-	-	-	-	-	-	-	-	-
Totals	27	1303	48.3	59	0	5	11	12	9

2022 GAME-BY-GAME STATS

Opponent	No	Yds	Avg	Long	Blkd	TB	FC	50+	I20
Murray State	4	183	43.8	56	0	0	0	2	3
Houston	4	178	44.5	53	0	0	2	1	2
at NC State	6	247	41.2	50	0	0	3	1	1
Texas	2	85	42.5	59	0	0	0	1	1
at Kansas State	3	136	45.3	60	0	1	1	1	1
at Oklahoma State	4	166	41.5	46	0	0	3	0	0
West Virginia	2	108	54.0	65	0	1	0	1	1
Baylor	2	96	48.0	53	0	0	1	1	1
at TCU	6	282	47.0	55	0	1	2	4	3
Kansas	3	140	46.7	63	0	0	2	2	0
at Iowa State	7	273	39.0	49	0	0	6	0	1
Oklahoma	6	283	47.2	52	0	0	4	1	1
vs. Ole Miss	1	38	38.0	38	0	0	1	0	0
Totals	50	2215	44.3	65	0	3	25	15	15

2021 GAME-BY-GAME STATS

Opponent	No	Yds	Avg	Long	Blkd	TB	FC	50+	I20
vs Houston	5	230	46.0	54	0	1	2	2	1
SFA	4	181	45.2	47	0	0	3	0	2
FIU	3	128	42.7	50	0	0	3	1	2
at Texas	2	93	46.5	48	0	1	0	0	0
at West Virginia	3	138	46.0	52	0	0	1	2	2
TCU	2	99	49.5	55	0	0	0	1	0
at Kansas	0	0	0.0	0	0	0	0	0	0
Kansas State	2	82	41.0	50	0	1	1	1	0
at Oklahoma	3	142	47.3	50	0	0	2	1	2
Iowa State	2	95	47.5	53	0	0	1	1	0
Oklahoma State	9	508	56.4	70	0	2	5	8	4
at Baylor	3	143	47.7	55	0	0	2	1	2
at Mississippi St.	4	184	46.0	61	0	0	0	2	2
Totals	42	2023	48.2	70	0	5	20	20	17

2020 GAME-BY-GAME STATS

Opponent	No	Yds	Avg	Long	Blkd	TB	FC	50+	I20
Houston Baptist	4	159	39.8	43	0	1	3	0	1
Texas	5	239	47.8	56	1	0	2	2	2
at Kansas State	2	97	48.5	49	0	0	2	0	2
at Iowa State	6	261	43.5	47	0	1	4	0	1
West Virginia	5	267	53.4	87	0	2	2	2	1
Oklahoma	6	262	43.7	52	0	0	2	3	1
at TCU	7	330	47.1	56	0	0	1	2	1
at Oklahoma State	4	176	44.0	55	0	0	1	1	1
Kansas	2	107	53.5	55	0	0	0	2	1
Totals	41	1898	46.3	87	1	4	17	12	11

2019 GAME-BY-GAME STATS

Opponent	No	Yds	Avg	Long	Blkd	TB	FC	50+	I20
Montana State	5	242	48.4	57	0	0	4	2	2
UTEP	4	188	47.0	55	0	0	1	1	1
at Arizona	7	321	45.8	56	0	1	3	2	4
at Oklahoma	6	291	48.5	66	0	1	2	2	1
Oklahoma State	5	168	33.6	51	0	0	2	1	2
at Baylor	4	178	44.5	60	0	0	0	2	1
Iowa State	6	280	46.7	57	0	2	2	2	0
at Kansas	5	211	42.2	48	0	0	3	0	3
at West Virginia	5	227	45.4	58	0	1	2	2	1
TCU	4	189	47.2	52	0	0	4	1	2
Kansas State	4	165	41.2	49	0	0	3	0	2
at Texas	4	197	49.2	56	0	0	0	2	1
Totals	59	2657	45.0	66	0	5	26	17	20



2 BEHREN MORTON

QB | So. | 3rd Yr. | Eastland, Texas | Eastland HS

PARTICIPATION	2021	2022	2023	CAREER
GP/GS	2/0	9/4	5/3	16/7

CAREER STATS

PASSING	G	Comp	Att	Int	Yds	TD	Lg	Pct	Avg/G	Effic
2021	2	1	3	0	0	0	0	33.3	0.0	33.3
2022	9	96	169	6	1,117	7	55	56.8	124.1	118.9
2023	5	68	119	2	696	8	34	57.1	139.2	125.1
Totals	16	165	291	8	1,813	15	55	56.7	113.3	120.5

RUSHING

RUSHING	G	Att	Yds	TD	Lg	Avg/C	Avg/G
2021	2	2	15	0	17	7.5	7.5
2022	9	42	79	2	15	1.9	8.8
2023	5	23	16	2	10	0.7	3.2
Totals	16	67	110	4	17	1.6	6.9

2023 GAME-BY-GAME

Opponent	GS	Comp	Att	TD	INT	Yds	Lg	Run	Yds	TD	Lg
at Wyoming	DNP	-	-	-	-	-	-	-	-	-	-
Oregon	DNP	-	-	-	-	-	-	-	-	-	-
Tarleton State	8	13	2	1	72	15	3	11	0	7	7
at West Virginia	13	37	1	0	158	26	8	-12	0	4	4
Houston	*	14	22	2	0	161	34	4	10	0	7
at Baylor	*	19	26	3	1	180	24	2	-1	1	10
Kansas State	*	14	21	0	0	125	31	6	8	1	10
at BYU	-	-	-	-	-	-	-	-	-	-	-
TCU	-	-	-	-	-	-	-	-	-	-	-
at Kansas	-	-	-	-	-	-	-	-	-	-	-
UCF	-	-	-	-	-	-	-	-	-	-	-
at Texas	-	-	-	-	-	-	-	-	-	-	-
Totals	68	119	8	2	696	34	23	16	2	10	10

2022 GAME-BY-GAME

Opponent	GS	Comp	Att	TD	INT	Yds	Lg	Run	Yds	TD	Lg
Murray State	7	10	1	1	97	24	3	-15	0	2	2
Houston	0	0	0	0	0	0	0	0	0	0	0
at NC State	4	7	0	1	85	38	2	20	0	13	13
Texas	0	0	0	0	0	0	0	0	0	0	0
at Kansas State	DNP	-	-	-	-	-	-	-	-	-	-
at Oklahoma St.	*	39	62	2	1	379	36	17	53	1	15
West Virginia	*	28	45	2	0	325	55	8	17	0	8
Baylor	*	11	34	1	3	152	39	6	6	1	14
at TCU	*	7	10	1	0	79	47	6	-2	0	4
Kansas	DNP-injured	-	-	-	-	-	-	-	-	-	-
at Iowa State	DNP-injured	-	-	-	-	-	-	-	-	-	-
Oklahoma	DNP-injured	-	-	-	-	-	-	-	-	-	-
vs. Ole Miss	0	1	0	0	0	0	0	0	0	0	0
Totals	96	169	7	6	1,117	55	42	79	2	15	15

18 TYLER OWENS

DB | S-Sr. | 5th Yr. (2nd at Tech) | Plano, Texas | Plano East HS

PARTICIPATION	2019*	2020*	2021*	2022	2023	CAREER
GP/GS	13/1	9/0	5/0	12/2	6/6	45/9

CAREER STATS

TACKLES	GP	UA	A	Total	TFL	Yds	PD	FF	FR	Blkd	QBH
2019 (UT)	13	6	2	8	0.0	0	0	0	0	0	0
2020 (UT)	9	2	1	3	0.5	2	1	0	0	1	0
2021 (UT)	5	2	0	2	0.0	0	0	0	0	0	0
2022 (TTU)	12	14	5	19	0.0	0	2	2	0	1	0
2023 (TTU)	6	22	4	26	0.0	0	1	0	0	0	0
TOTALS	45	46	12	58	0.5	2	4	2	0	2	0

INTERCEPTIONS

INTERCEPTIONS	GP	No	Yds	TD	LG	AVG/R
2019 (UT)	13	0	0	0	0	0.0
2020 (UT)	9	0	0	0	0	0.0
2021 (UT)	5	0	0	0	0	0.0
2022 (TTU)	12	1	0	0	0	0.0
2023 (TTU)	6	0	0	0	0	0.0
TOTALS	45	1	0	0	0	0.0

2023 GAME-BY-GAME STATS

Opponent	GS	UA	A	TOT	TFL-YDS	INT-YDS	FF	FR	PBU
at Wyoming	*	2	0	2	0.0-0	0-0	0	0	1
Oregon	*	4	1	5	0.0-0	0-0	0	0	0
Tarleton St.					DNP-injured				
at West Virginia	*	1	2	3	0.0-0	0-0	0	0	0
Houston	*	10	0	10	0.0-0	0-0	0	0	0
at Baylor	*	2	0	2	0.0-0	0-0	0	0	0
Kansas State	*	3	1	4	0.0-0	0-0	0	0	0
at BYU	-	-	-	-	-	-	-	-	-
TCU	-	-	-	-	-	-	-	-	-
at Kansas	-	-	-	-	-	-	-	-	-
UCF	-	-	-	-	-	-	-	-	-
at Texas	-	-	-	-	-	-	-	-	-
Totals	22	4	26	0.0-0	0-0	0	0	0	1

2022 GAME-BY-GAME STATS

Opponent	GS	UA	A	TOT	TFL-YDS	INT-YDS	FF	FR	PBU
Murray State	1	0	1	1	0.0-0	0-0	0	0	0
Houston	0	0	0	0	0.0-0	0-0	0	0	0
at NC State	1	0	1	1	0.0-0	0-0	0	0	0
Texas	1	0	1	1	0.0-0	0-0	0	0	0
at Kansas State	1	0	1	1	0.0-0	0-0	0	0	0
at Oklahoma St.	*	2	1	3	0.0-0	0-0	0	0	2
West Virginia	DNP-injured	-	-	-	-	-	-	-	-
Baylor	0	0	0	0	0.0-0	0-0	0	0	0
at TCU	1	1	2	2	0.0-0	0-0	0	0	0
Kansas	0	0	0	0	0.0-0	0-0	0	0	0
at Iowa State	3	1	4	4	0.0-0	0-0	1	0	0
Oklahoma	0	0	0	0	0.0-0	0-0	0	0	0
vs. Ole Miss	*	4	2	6	0.0-0	1-0	1	0	0
Totals	14	5	19	0.0-0	1-0	2	0	2	2

8 JESIAH PIERRE

LB | Sr. | 5th Yr. (3rd at Tech) | Mount Dora, Fla. | Mount Dora Christian Academy

PARTICIPATION	2019*	2020*	2021	2022	2023	CAREER
GP/GS	2/0	11/0	11/3	13/10	6/6	43/19

* at Florida

CAREER STATS

TACKLES	GP	UA	A	Total	TFL	Yds	PD	FF	FR	Blkd	QBH
2019 (RUF)	2	0	0	0	0.0	0	0	0	0	0	0
2020 (RUF)	11	3	5	8	0.5	4	0	0	0	0	0
2021 (RTU)	11	15	12	27	1.0	2	0	0	0	0	0
2022 (RTU)	13	24	16	40	7.0	28	1	1	0	0	3
2023 (RTU)	6	27	23	50	1.5	7	0	0	1	0	0
Totals	43	69	56	125	10.0	41	1	1	1	0	3

2023 GAME-BY-GAME STATS

Opponent	GS	UA	A	TOT	SACKS-YDS	TFL-YDS	FF	FR	INT	QBH
at Wyoming	*	10	4	14	0.0-0	0.0-0	0	0	0	0
Oregon	*	3	3	6	0.0-0	0.0-0	0	0	0	0
Tarleton State	*	5	0	5	0.0-0	0.0-0	0	0	0	0
at West Virginia	*	5	7	12	0.0-0	0.0-0	0	0	0	0
Houston					<i>DNP-injured</i>					
at Baylor	*	2	4	6	0.5-5	0.5-5	0	1	0	0
Kansas State	*	2	5	7	0.0-0	1.0-2	0	0	0	0
at BYU	-	-	-	-	-	-	-	-	-	-
TCU	-	-	-	-	-	-	-	-	-	-
at Kansas	-	-	-	-	-	-	-	-	-	-
UCF	-	-	-	-	-	-	-	-	-	-
at Texas	-	-	-	-	-	-	-	-	-	-
Totals	27	23	50	0.5-5	1.5-7	0	1	0	0	0

2022 GAME-BY-GAME STATS

Opponent	GS	UA	A	TOT	SACKS-YDS	TFL-YDS	FF	FR	INT	QBH
Murray State	*	1	2	3	0.0-0	0.0-0	0	0	0	0
Houston	*	0	0	0	0.0-0	0.0-0	0	0	0	0
at NC State	*	0	2	2	0.0-0	0.0-0	0	0	0	0
Texas	*	0	0	0	0.0-0	0.0-0	0	0	0	0
at Kansas State		1	0	1	0.0-0	0.0-0	0	0	0	0
at Oklahoma St.	*	3	2	5	1.0-1	1.0-1	0	0	0	0
West Virginia	*	1	1	2	0.0-0	0.0-0	0	0	0	0
Baylor	*	3	2	5	0.0-0	0.0-0	0	0	0	0
at TCU	*	1	4	5	1.5-8	2.5-11	0	0	0	1
Kansas	*	6	1	7	2.0-12	2.0-12	1	0	0	0
at Iowa State	*	4	2	6	0.0-0	1.5-4	0	0	0	1
Oklahoma		2	0	2	0.0-0	0.0-0	0	0	0	0
vs. Ole Miss		2	0	2	0.0-0	0.0-0	0	0	0	1
Totals	24	16	40	4.5-21	7.0-28	1	0	0	3	

2021 GAME-BY-GAME STATS

Opponent	GS	UA	A	TOT	SACKS-YDS	TFL-YDS	FF	FR	INT	QBH	
vs. Houston		3	2	5	0.0-0	0.5-1	0	0	0	0	
Stephen F. Austin		0	2	2	0.0-0	0.0-0	0	0	0	0	
FIU		3	1	4	0.0-0	0.0-0	0	0	0	0	
at Texas		2	0	2	0.0-0	0.0-0	0	0	0	0	
at West Virginia	*	1	2	3	0.0-0	0.0-0	0	0	0	0	
TCU	*	3	3	6	0.0-0	0.5-1	0	0	0	0	
at Kansas	*	0	0	0	0.0-0	0.0-0	0	0	0	0	
Kansas State		0	0	0	0.0-0	0.0-0	0	0	0	0	
at Oklahoma		2	0	2	0.0-0	0.0-0	0	0	0	0	
Iowa State		<i>DNP</i>									
Oklahoma State		1	2	3	0.0-0	0.0-0	0	0	0	0	
at Baylor		0	0	0	0.0-0	0.0-0	0	0	0	0	
vs. Mississippi St.		<i>DNP</i>									
Totals	15	12	27.0	0.0-0	1.0-2	0	0	0	0	0	

2020 GAME-BY-GAME STATS (@ FLORIDA)

Opponent	UA	A	TOT	SACKS-YDS	TFL-YDS	FF	FR	INT	QBH		
at Ole Miss	0	0	0	0.0-0	0.0-0	0	0	0	0		
South Carolina	0	0	0	0.0-0	0.0-0	0	0	0	0		
at Texas A&M	0	0	0	0.0-0	0.0-0	0	0	0	0		
Mizzou	0	1	1	0.0-0	0.0-0	0	0	0	0		
vs. Georgia	0	0	0	0.0-0	0.0-0	0	0	0	0		
Arkansas	0	0	0	0.0-0	0.0-0	0	0	0	0		
at Vanderbilt	0	4	4	0.0-0	0.5-4	0	0	0	0		
Kentucky	2	0	2	0.0-0	0.0-0	0	0	0	0		
at Tennessee	1	0	1	0.0-0	0.0-0	0	0	0	0		
LSU	0	0	0	0.0-0	0.0-0	0	0	0	0		
vs. Alabama	0	0	0	0.0-0	0.0-0	0	0	0	0		
vs. Oklahoma		<i>DNP</i>									
Totals	3	5	8	0.0-0	0.5-4	0	0	0	0		

1 MYLES PRICE

WR | Sr. | 4th Yr. | The Colony, Texas | The Colony HS

PARTICIPATION	2020	2021	2022	2023	CAREER
GP/GS	9/3	12/9	11/9	7/5	39/26

CAREER STATS

RECEIVING	G	Rec	Yds	TD	Lg	Rec/G	Avg/C	Avg/G
2020	9	28	300	1	44	3.2	10.7	33.9
2021	12	38	523	2	48	3.2	13.8	43.6
2022	11	51	513	2	54	4.6	10.1	46.6
2023	7	31	304	4	33	4.4	9.8	43.4
Totals	39	149	1,645	9	54	3.8	11.0	42.2

RUSHING

RUSHING	G	Att	Yds	TD	Lg	Avg/R	Avg/G
2020	9	12	124	1	70	10.3	13.8
2021	12	14	83	1	15	5.9	6.9
2022	11	0	0	0	0	0.0	0.0
2023	7	0	0	0	0	0.0	0.0
Totals	39	26	207	2	70	8.0	5.3

KICK RETURNS

KICK RETURNS	G	No.	Yds	Avg	TD	Long
2020	9	3	59	19.7	0	29
2021	12	0	0	0.0	0	0
2022	11	0	0	0.0	0	0
2023	7	0	0	0.0	0	0
Totals	39	3	59	19.7	0	29

PUNT RETURNS

PUNT RETURNS	G	No.	Yds	TD	Lg	Avg/R	Avg/G
2020	9	0	0	0	0	0.0	0.0
2021	12	2	37	0	27	18.5	3.1
2022	11	8	63	0	20	7.9	5.7
2023	7	4	84	0	43	21.0	12.0
Totals	39	14	184	0	43	10.8	4.7

ALL PURPOSE

ALL PURPOSE	G	Rush	Rec	PR	KR	IR	Total	Avg/G
2020	9	124	300	0	59	0	488	54.2
2021	12	83	523	37	0	0	643	53.6
2022	11	0	513	63	0	0	576	52.4
2023	7	0	304	84	0	0	388	55.4
Totals	39	207	1,645	184	59	0	2,095	53.7

2023 GAME-BY-GAME

Opponent	GS	Rec	Yds	TD	Avg	LG	Rush	Yds	TD
at Wyoming	*	6	65	1	10.8	33	0	0	0
Oregon		4	31	1	7.8	18	0	0	0
Tarleton State	*	2	22	1	11.0	15	0	0	0
at West Virginia		0	0	0	0	0	0	0	0
Houston	*	5	63	1	12.6	16	0	0	0
at Baylor	*	10	90	0	9	24	0	0	0
Kansas State	*	4	33	0	8.3	12	0	0	0
at BYU	-	-	-	-	-	-	-	-	-
TCU	-	-	-	-	-	-	-	-	-
at Kansas	-	-	-	-	-	-	-	-	-
UCF	-	-	-	-	-	-	-	-	-
at Texas	-	-	-	-	-	-	-	-	-
Totals		31	304	4	9.8	33	0	0	0

2022 GAME-BY-GAME

Opponent	GS	Rec	Yds	TD	Avg	LG	Rush	Yds	TD	
Murray State	*	3	39	0	13	17	0	0	0	
Houston	*	5	78	1	15.6	54	0	0	0	
at NC State	*	4	50	1	12.5	24	0	0	0	
Texas	*	13	98	0	7.5	26	0	0	0	
at Kansas State	*	6	44	0	7.3	16	0	0	0	
at Oklahoma State		<i>DNP-injured</i>								
West Virginia		<i>DNP-injured</i>								
Baylor		1	16	0	16	16	0	0	0	
at TCU	*	2	14	0	7	13	0	0	0	
Kansas	*	5	43	0	8.6	18	0	0	0	
at Iowa State	*	3	42	0	14	28	0	0	0	
Oklahoma		6	54	0	9	19	0	0	0	
vs. Ole Miss	*	3	35	0	11.7	20	0	0	0	
Totals		51	513	2	10.1	54	0	0 </		

Opponent	GS	Rec	Yds	TD	Avg	LG	Rush	Yds	TD	
Iowa State	*	9	175	1	19.4	39	0	0	0	
Oklahoma State	*	1	-1	0	-1.0	-1	0	0	0	
at Baylor	DNP									
vs. Mississippi St.		3	72	0	24.0	48	2	15	0	
Totals		38	523	2	13.8	48	14	94	1	

2020 GAME-BY-GAME

Opponent	GS	Rec	Yds	TD	Avg	LG	Rush	Yds	TD	
Houston Baptist	DNP									
Texas		1	8	0	8.0	8	1	7	0	
at Kansas St.		6	51	1	8.5	21	1	5	0	
at Iowa St.	*	2	16	0	8.0	12	1	10	0	
West Virginia	*	7	79	0	11.3	44	2	13	0	
Oklahoma		1	9	0	9.0	9	0	0	0	
at TCU		4	30	0	7.5	1	1	12	0	
Baylor		1	5	0	5.0	5	2	-1	0	
at Oklahoma St.		4	59	0	14.8	24	2	7	0	
Kansas	*	2	43	0	21.5	33	2	71	1	
Totals		28	300	1	10.7	44	12	124	1	

3 BRYCE RAMIREZ

OLB | Sr. | 5th Yr. | Missouri City, Texas | George Ranch HS

PARTICIPATION	2019	2020	2021	2022	2023	CAREER
GP/GS	0/0	0/0	7/0	2/1	6/0	15/1

CAREER STATS

TACKLES	GP	UA	A	Total	TFL	Yds	PD	FF	FR	Blkd	QBH
2021	7	2	1	3	0.0	0	0	0	0	0	0
2022	2	4	0	4	0.0	0	0	0	0	0	0
2023	6	6	2	8	0.0	0	0	0	0	0	0
Totals	15	12	3	15	0.0	0	0	0	0	0	0

2023 GAME-BY-GAME STATS

Opponent	GS	UA	A	TOT	SACKS-YDS	TFL-YDS	FF	FR	INT	QBH	
at Wyoming	0	1	1	0.0-0	0.0-0	0	0	0	0	0	
Oregon	2	0	2	0.0-0	0.0-0	0	0	0	0	0	
Tarleton State	1	0	1	0.0-0	0.0-0	0	0	0	0	0	
at West Virginia	0	1	1	0.0-0	0.0-0	0	0	0	0	0	
Houston	2	0	2	0.0-0	0.0-0	0	0	0	0	0	
at Baylor	1	0	1	0.0-0	0.0-0	0	0	0	0	0	
Kansas State	DNP-injured										
at BYU	-	-	-	-	-	-	-	-	-	-	
TCU	-	-	-	-	-	-	-	-	-	-	
at Kansas	-	-	-	-	-	-	-	-	-	-	
UCF	-	-	-	-	-	-	-	-	-	-	
at Texas	-	-	-	-	-	-	-	-	-	-	
Totals	6	2	8	0.0-0	0.0-0	0	0	0	0	0	

13 BEN ROBERTS

LB | R-Fr. | 2nd Yr. | Haslet, Texas | Eaton HS

PARTICIPATION	2022	2023	CAREER
GP/GS	2/0	7/6	9/6

CAREER STATS

TACKLES	GP	UA	A	Total	TFL	Yds	PD	FF	FR	Blkd	QBH
2022	2	0	0	0	0.0	0	0	0	0	0	0
2023	7	29	27	56	4.5	27	0	2	0	0	0
Totals	9	29	27	56	4.5	27	0	2	0	0	0

2023 GAME-BY-GAME STATS

Opponent	GS	UA	A	TOT	SACKS-YDS	TFL-YDS	FF	FR	INT	QBH
at Wyoming	0	1	1	0.0-0	0.5-0	0	0	0	0	0
Oregon	*	5	7	12	0.5-2	1.5-7	1	0	0	0
Tarleton State	*	2	2	4	0.0-0	0.0-0	0	0	0	0
at West Virginia	*	4	7	11	0.0-0	0.5-1	0	0	1	0
Houston	*	8	2	10	0.0-0	0.0-0	0	0	0	0
at Baylor	*	5	2	7	0.0-0	2.0-19	1	0	0	0
Kansas State	*	5	6	11	0.0-0	0.0-0	0	0	0	0
at BYU	-	-	-	-	-	-	-	-	-	-
TCU	-	-	-	-	-	-	-	-	-	-
at Kansas	-	-	-	-	-	-	-	-	-	-
UCF	-	-	-	-	-	-	-	-	-	-
at Texas	-	-	-	-	-	-	-	-	-	-
Totals	29	27	56	0.5-2	4.5-27	2	0	1	0	0

10 JACOB RODRIGUEZ

LB | Jr. | 3rd Yr. (2nd at Tech) | Wichita Falls, Texas | Rider HS

PARTICIPATION	2021	2022	2023	CAREER
GP/GS	12/0	12/0	1/1	25/1

CAREER STATS

TACKLES	GP	UA	A	Total	TFL	Yds	PD	FF	FR	Blkd	QBH
2021 (UVA)	12	1	0	1	0.0	0	0	0	0	0	0
2022 (TTU)	12	17	12	29	3.0	7	0	1	0	0	0
2023 (TTU)	1	2	0	2	0.0	0	0	1	1	0	0
Totals	25	20	12	32	3.0	7	0	2	1	0	0

2023 GAME-BY-GAME STATS

Opponent	GS	UA	A	TOT	SACKS-YDS	TFL-YDS	FF	FR	INT	QBH	
at Wyoming	*	2	0	2	0.0-0	0.0-0	1	1	0	0	
Oregon	DNP-injured										
Tarleton State	DNP-injured										
at West Virginia	DNP-injured										
Houston	DNP-injured										
at Baylor	DNP-injured										
Kansas State	DNP-injured										
at BYU	-	-	-	-	-	-	-	-	-	-	
TCU	-	-	-	-	-	-	-	-	-	-	
at Kansas	-	-	-	-	-	-	-	-	-	-	
UCF	-	-	-	-	-	-	-	-	-	-	
at Texas	-	-	-	-	-	-	-	-	-	-	
Totals	2	0	2	0.0-0	0.0-0	1	1	0	0	0	

2022 GAME-BY-GAME STATS

Opponent	GS	UA	A	TOT	SACKS-YDS	TFL-YDS	FF	FR	INT	QBH	
Murray State	0	4	4	0.0-0	1.0-2	0	0	0	0	0	
Houston	0	0	0	0.0-0	0.0-0	0	0	0	0	0	
at NC State	2	2	4	0.0-0	0.5-1	0	0	0	0	0	
Texas	1	0	1	0.0-0	0.0-0	0	0	0	0	0	
at Kansas State	1	0	1	0.0-0	0.0-0	0	0	0	0	0	
at Oklahoma St.	1	1	2	0.0-0	0.0-0	0	0	0	0	2	
West Virginia	4	0	4	0.0-0	0.0-0	1	0	0	1	0	
Baylor	3	2	5	0.0-0	0.0-0	0	0	0	0	0	
at TCU	0	2	2	0.0-0	0.5-1	0	0	0	0	0	
Kansas	2	0	2	0.0-0	0.0-0	0	0	0	0	0	
at Iowa State	1	0	1	0.0-0	0.0-0	0	0	0	0	0	
Oklahoma	DNP-injured										
vs. Ole Miss	2	1	3	0.0-0	1.0-3	0	0	0	0	0	
Totals	17	12	29	0.0-0	3.0-7	1	0	0	0	3	



12 TYLER SHOUGH

QB | S-Sr. | 6th Yr. (3rd at Tech) | Chandler, Ariz. | Hamilton HS

PARTICIPATION	2018*	2019*	2020*	2021	2022	2023	CAREER
GP/GS	3/0	5/0	7/7	4/4	7/5	4/4	30/20

* indicates seasons at Oregon

CAREER STATS

PASSING	G	Comp	Att	Int	Yds	TD	Lg	Pct	Avg/G	Effc
2018 (UOJ)	3	0	0	0	0	0	0	0.0	0.0	0.00
2019 (UOJ)	5	12	15	0	144	3	35	80.0	28.8	226.6
2020 (UOJ)	7	106	167	6	1,559	13	71	63.5	222.7	160.4
2021 (TTUJ)	4	64	92	3	872	6	75	69.6	218.0	164.2
2022 (TTUJ)	7	106	177	4	1,304	7	47	59.9	186.3	130.3
2023 (TTUJ)	4	67	111	4	746	7	46	59.3	186.5	130.4
Totals	30	355	562	17	4,625	36	75	63.2	154.2	147.4

RUSHING	G	Att	Yds	TD	Lg	Avg/C	Avg/G
2018 (UOJ)	3	0	0	0	0	0.0	0.0
2019 (UOJ)	5	2	11	0	13	5.5	2.2
2020 (UOJ)	7	66	271	2	33	4.1	38.7
2021 (TTUJ)	4	16	14	2	14	0.9	3.5
2022 (TTUJ)	7	72	269	4	36	3.7	38.4
2023 (TTUJ)	4	48	149	2	58	3.1	37.3
Totals	30	204	714	10	58	3.5	23.8

TOTAL OFF.	G	Rush	Pass	Total	Avg/G
2018 (UOJ)	3	0	0	0	0.0
2019 (UOJ)	5	11	144	155	31.0
2020 (UOJ)	7	271	1,559	1,830	261.4
2021 (TTUJ)	4	114	872	986	221.5
2022 (TTUJ)	7	269	1,304	1,573	224.7
2023 (TTUJ)	4	149	746	895	223.8
Totals	30	714	4,625	5,339	178.0

2023 GAME-BY-GAME

Opponent	GS	Comp	Att	TD	INT	Yds	Lg	Rush	Yds	TD	LG	
at Wyoming	*	31	47	3	1	338	33	15	36	0	12	
Oregon	*	24	38	3	3	282	34	23	101	1	58	
Tarleton State	*	10	20	1	0	123	46	6	0	1	3	
at West Virginia	*	2	6	0	0	3	6	4	12	0	6	
Houston	<i>DNP-injured</i>											
at Baylor	<i>DNP-injured</i>											
Kansas State	<i>DNP-injured</i>											
at BYU	-	-	-	-	-	-	-	-	-	-	-	
TCU	-	-	-	-	-	-	-	-	-	-	-	
at Kansas	-	-	-	-	-	-	-	-	-	-	-	
UCF	-	-	-	-	-	-	-	-	-	-	-	
at Texas	-	-	-	-	-	-	-	-	-	-	-	
Totals	67	111	7	4	746	46	48	149	2	58		

2022 GAME-BY-GAME

Opponent	GS	Comp	Att	TD	INT	Yds	Lg	Rush	Yds	TD	LG	
Murray State	*	6	10	1	0	154	39	1	17	0	17	
Houston	<i>DNP-injured</i>											
at NC State	<i>DNP-injured</i>											
Texas	<i>DNP-injured</i>											
at Kansas State	<i>DNP-injured</i>											
at Oklahoma St.	<i>DNP-injured</i>											
West Virginia	<i>DNP-injured</i>											
Baylor	1	2	0	1	7	7	4	-21	0	4		
at TCU	9	22	1	1	78	33	7	9	1	7		
Kansas	*	20	33	1	0	246	47	12	76	1	18	
at Iowa State	*	15	21	1	0	141	29	14	33	0	15	
Oklahoma	*	31	50	2	1	436	44	9	44	0	19	
vs. Ole Miss	*	24	39	1	1	242	36	25	111	2	36	
Totals	106	177	7	4	1,304	47	72	269	4	36		

2021 GAME-BY-GAME

Opponent	GS	Comp	Att	TD	INT	Yds	Lg	Rush	Yds	TD	LG	
Houston	*	17	24	1	0	231	50	6	-2	1	8	
Stephen F. Austin	*	12	22	1	2	174	75	6	6	0	14	
FIU	*	26	35	4	0	399	59	3	4	0	2	
Texas	*	9	11	0	1	68	18	1	6	1	6	
at West Virginia	<i>DNP-injured</i>											
TCU	<i>DNP-injured</i>											
at Kansas	<i>DNP-injured</i>											
Kansas State	<i>DNP-injured</i>											
at Oklahoma	<i>DNP-injured</i>											
Iowa State	<i>DNP-injured</i>											
Oklahoma State	<i>DNP-injured</i>											
at Baylor	<i>DNP-injured</i>											
vs. Mississippi St.	<i>DNP-injured</i>											
Totals	64	92	6	3	872	75	16	14	2	14		

2020 GAME-BY-GAME (@ OREGON)

Opponent	GS	Comp	Att	TD	INT	Yds	Lg	Rush	Yds	TD	LG
Stanford	*	17	26	1	1	227	44	11	85	1	25
Washington St	*	21	30	4	1	312	71	9	81	0	33
UCLA	*	19	30	3	0	334	49	11	31	0	23
Oregon State	*	20	31	2	2	285	60	8	6	1	6
California	*	14	26	1	0	231	67	13	53	0	14
USC	*	8	15	2	1	91	23	10	7	0	9
Iowa State	*	7	9	0	1	79	20	4	8	0	6
Totals	106	137	13	6	1,559	71	66	271	2	33	

2019 GAME-BY-GAME (@ OREGON)

Opponent	GS	Comp	Att	TD	INT	Yds	Lg	Rush	Yds	TD	LG
Nevada	8	9	2	0	92	21	2	11	0	13	
Montana	1	1	0	0	-3	0	0	0	0	0	
Colorado	1	2	0	0	14	0	0	0	0	0	
USC	2	3	1	0	41	35	0	0	0	0	
Totals	12	15	3	0	144	35	2	11	0	13	



6 J.J. SPARKMAN

WR | Jr. | 4th Yr. | Longview, Texas | Pine Tree HS

PARTICIPATION	2021	2022	2023	CAREER
GP/GS	9/0	11/3	7/1	27/4

CAREER STATS

RECEIVING	G	Rec	Yds	TD	Lg	Rec/G	Avg/C	Avg/G
2021	9	7	86	2	17	0.8	12.3	9.6
2022	11	14	150	1	33	1.3	10.7	13.6
2023	7	1	1	0	1	0.1	1.0	0.1
Totals	27	22	237	3	33	0.8	10.8	8.8

2023 GAME-BY-GAME

Opponent	GS	Rec	Yds	TD	Avg	LG	Rush	Yds	TD
at Wyoming		0	0	0	0	0	0	0	0
Oregon	*	0	0	0	0	0	0	0	0
Tarleton State		1	1	0	1.0	1	0	0	0
at West Virginia		0	0	0	0	0	0	0	0
Houston		0	0	0	0	0	0	0	0
at Baylor		0	0	0	0	0	0	0	0
Kansas State		0	0	0	0	0	0	0	0
at BYU	-	-	-	-	-	-	-	-	-
TCU	-	-	-	-	-	-	-	-	-
at Kansas	-	-	-	-	-	-	-	-	-
UCF	-	-	-	-	-	-	-	-	-
at Texas	-	-	-	-	-	-	-	-	-
Totals	1	1	0	1.0	1	0	0	0	0

2022 GAME-BY-GAME

Opponent	GS	Rec	Yds	TD	Avg	LG	Rush	Yds	TD	
Murray State		1	14	0	14	14	0	0	0	
Houston		2	15	0	7.5	10	0	0	0	
at NC State		1	17	0	17	17	0	0	0	
Texas	*	4	35	0	8.8	13	0	0	0	
at Kansas State	*	3	23	0	7.7	9	0	0	0	
at Oklahoma State	DNP-injured									
West Virginia	DNP-injured									
Baylor		0	0	0	0	0	0	0	0	
at TCU		3	46	1	15.3	33	0	0	0	
Kansas	*	0	0	0	0	0	0	0	0	
at Iowa State		0	0	0	0	0	0	0	0	
Oklahoma		0	0	0	0	0	0	0	0	
vs. Ole Miss		0	0	0	0	0	0	0	0	
Totals	14	150	1	10.7	33	0	0	0	0	

2021 GAME-BY-GAME

Opponent	GS	Rec	Yds	TD	Avg	LG	Rush	Yds	TD	
vs. Houston		0	0	0	0	0	0	0	0	
Stephen F. Austin		0	0	0	0	0	0	0	0	
FIU		1	9	0	9.0	9	0	0	0	
at Texas		0	0	0	0	0	0	0	0	
at West Virginia	DNP									
TCU	DNP									
at Kansas	DNP									
Kansas State		0	0	0	0	0	0	0	0	
at Oklahoma		3	37	1	12.3	17	0	0	0	
Iowa State		1	11	0	11.0	11	0	0	0	
Oklahoma State	DNP									
at Baylor		0	0	0	0	0	0	0	0	
vs. Mississippi State		2	29	1	14.5	15	0	0	0	
Totals	7	86	2	12.3	17	0	0	0	0	

1 DADRION TAYLOR-DEMERSON

DB | S-Sr. | 5th Yr. | Oklahoma City, Okla. | Carl Albert HS

PARTICIPATION	2019	2020	2021	2022	2023	CAREER
GP/GS	11/2	10/3	12/7	13/12	7/7	53/31

CAREER STATS

TACKLES	GP	UA	A	Total	TFL	Yds	PD	FF	FR	INT	QBH
2019	11	12	4	16	1.0	1	0	0	1	0	0
2020	10	13	3	16	0.5	1	0	0	0	0	0
2021	12	41	21	62	0.5	0	10	0	0	3	0
2022	13	54	20	74	5.5	25	5	2	2	3	0
2023	7	34	10	44	0.5	0	3	0	0	1	2
TOTALS	53	153	58	211	8.0	27	18	2	3	7	2

INTERCEPTIONS

INTERCEPTIONS	GP	No	Yds	TD	LG	AVG/R
2019	11	0	0	0	0	0.0
2020	10	0	0	0	0	0.0
2021	12	3	4	0	9	1.3
2022	13	3	0	0	0	0.0
2023	7	1	0	0	0	0.0
TOTALS	53	7	4	0	9	1.3

2023 GAME-BY-GAME STATS

Opponent	GS	UA	A	TOT	TFL-YDS	INT-YDS	FF	FR	PBU
at Wyoming	*	5	0	5	0.0-0	0-0	0	0	1
Oregon	*	11	1	12	0.0-0	0-0	0	0	0
Tarleton St.	*	4	0	4	0.0-0	1-0	0	0	1
at West Virginia	*	3	3	6	0.0-0	0-0	0	0	0
Houston	*	2	0	2	0.0-0	0-0	0	0	0
at Baylor	*	3	3	6	0.0-0	0-0	0	0	1
Kansas State	*	6	3	9	0.5-0	0-0	0	0	0
at BYU	-	-	-	-	-	-	-	-	-
TCU	-	-	-	-	-	-	-	-	-
at Kansas	-	-	-	-	-	-	-	-	-
UCF	-	-	-	-	-	-	-	-	-
at Texas	-	-	-	-	-	-	-	-	-
Totals	34	10	44	0.5-0	1-0	0	0	0	3

2022 GAME-BY-GAME STATS

Opponent	GS	UA	A	TOT	TFL-YDS	INT-YDS	FF	FR	PBU
Murray State	*	1	1	2	0.0-0	0-0	0	0	0
Houston	*	5	2	7	0.0-0	0-0	0	1	1
at NC State	*	1	4	5	0.0-0	0-0	1	0	0
Texas		4	0	4	0.0-0	0-0	0	0	0
at Kansas State	*	3	1	4	1.0-2	0-0	1	0	0
at Oklahoma St.	*	6	1	7	0.0-0	0-0	0	0	1
West Virginia	*	5	2	7	1.0-5	1-0	0	0	0
Baylor	*	4	3	7	0.0-0	0-0	0	0	0
at TCU	*	8	1	9	1.0-3	0-0	0	0	0
Kansas	*	6	0	6	2.0-12	0-0	0	0	3
at Iowa State	*	1	1	2	0.0-0	0-0	1	0	0
Oklahoma	*	3	3	6	0.5-3	1-0	0	0	0
vs. Ole Miss	*	7	1	8	0.0-0	1-0	0	1	0
Totals	54	20	74	5.5-25	3-0	2	2	5	

2021 GAME-BY-GAME STATS

Opponent	GS	UA	A	TOT	TFL-YDS	INT-YDS	FF	FR	PBU	
vs. Houston	DNP-injured									
Stephen F. Austin		3	4	7	0.0-0	0-0	0	0	0	
FIU		0	0	0	0.0-0	0-0	0	0	0	
at Texas		3	2	5	0.0-0	1-0	0	0	2	
at West Virginia		3	0	3	0.0-0	0-0	0	0	0	
TCU	*	5	1	6	0.0-0	0-0	0	0	0	
at Kansas	*	2	1	3	0.0-0	1-9	0	0	2	
Kansas State		3	3	6	0.5-0	0-0	0	0	1	
at Oklahoma	*	4	4	8	0.0-0	0-0	0	0	0	
Iowa State	*	4	1	5	0.0-0	1-5	0	0	0	
Oklahoma State	*	5	2	7	0.0-0	0-0	0	0	2	
at Baylor	*	5	3	8	0.0-0	0-0	0	0	0	
vs. Mississippi St.	*	4	0	4	0.0-0	0-0	0	0	3	
Totals	41	21	62	0.5-0	3-4	0	0	0	10	

2020 GAME-BY-GAME STATS

Opponent	GS	UA	A	TOT	TFL-YDS	INT-YDS	FF	FR	PBU
HBU		0	0	0	0.0-0	0-0	0	0	0
Texas		1	0	1	0.0-0	0-0	0	0	0
at Kansas State		0	0	0	0.0-0	0-0	0	0	0
at Iowa State		0	0	0	0.0-0	0-0	0	0	0
West Virginia		0	0	0	0.0-0	0-0	0	0	0
Oklahoma		0	1	1	0.0-0	0-0	0	0	0
at TCU		3	0	3	0.0-0	0-0	0	0	0
Baylor	*	3	1	4	0.0-0	0-0	0	0	0



Opponent	GS	UA	A	TOT	TFL-YDS	INT-YDS	FF	FR	PBU
at Oklahoma St.	*	1	0	1	0.0-0	0-0	0	0	0
Kansas	*	5	1	6	0.5-1	0-0	0	0	0
Totals		13	3	16	0.5-1	0-0	0	0	0

2019 GAME-BY-GAME STATS

Opponent	GS	UA	A	TOT	TFL-YDS	INT-YDS	FF	FR	PBU
Montana St.	0	1	1	1	0.0-0	0-0	0	0	0
UTEP	0	0	0	0	0.0-0	0-0	0	0	0
at Arizona	<i>DNP</i>								
at Oklahoma	3	1	4	4	1.0-1	0-0	0	0	0
Oklahoma State	*	4	0	4	0.0-0	0-0	0	1	0
at Baylor	*	1	0	1	0.0-0	0-0	0	0	0
Iowa State	0	0	0	0	0.0-0	0-0	0	0	0
at Kansas	0	0	0	0	0.0-0	0-0	0	0	0
at West Virginia	4	1	5	5	0.0-0	0-0	0	0	0
TCU	0	1	1	1	0.0-0	0-0	0	0	0
Kansas State	0	0	0	0	0.0-0	0-0	0	0	0
at Texas	<i>DNP</i>								
Totals		12	4	16	1.0-1	0-0	0	1	0

43 HENRY TEETER

FB | S-Sr. | 6th Yr. (4th at Tech) | San Angelo, Texas | Central HS

PARTICIPATION	2018*	2019*	2020	2021	2022	2023	CAREER
GP/GS	9/0	0/0	0/0	12/1	12/2	7/0	40/3

* at Holy Cross

CAREER STATS

RECEIVING	G	Rec	Yds	TD	Lg	Rec/G	Avg/C	Avg/G
2021	12	2	14	0	7	0.2	7.0	1.2
2022	12	6	61	1	23	0.5	10.2	5.1
2023	7	0	0	0	0	0.0	0.0	0.0
Totals	32	8	75	1	23	0.3	9.4	2.4

2023 GAME-BY-GAME

Opponent	GS	Rec	Yds	TD	Avg	LG	Rush	Yds	TD
at Wyoming	0	0	0	0.0	0	0	0	0	0
Oregon	0	0	0	0.0	0	0	0	0	0
Tarleton State	0	0	0	0.0	0	0	0	0	0
at West Virginia	0	0	0	0.0	0	0	0	0	0
Houston	0	0	0	0.0	0	0	0	0	0
at Baylor	0	0	0	0.0	0	0	0	0	0
Kansas State	0	0	0	0.0	0	0	0	0	0
at BYU	-	-	-	-	-	-	-	-	-
TCU	-	-	-	-	-	-	-	-	-
at Kansas	-	-	-	-	-	-	-	-	-
UCF	-	-	-	-	-	-	-	-	-
at Texas	-	-	-	-	-	-	-	-	-
Totals	0	0	0	0.0	0	0	0	0	0

2022 GAME-BY-GAME

Opponent	GS	Rec	Yds	TD	Avg	LG	Rush	Yds	TD
Murray State	*	1	23	0	23.0	23	0	0	0
Houston	*	0	0	0	0	0	0	0	0
at NC State	0	0	0	0	0	0	0	0	0
Texas	0	0	0	0	0	0	0	0	0
at Kansas State	0	0	0	0	0	0	0	0	0
at Oklahoma State	1	6	60	6	6.0	6	0	0	0
West Virginia	1	23	0	23.0	23	0	0	0	0
Baylor	1	1	1	1.0	1	0	0	0	0
at TCU	0	0	0	0	0	0	0	0	0
Kansas	0	0	0	0	0	0	0	0	0
at Iowa State	1	3	0	3.0	3	0	0	0	0
Oklahoma	0	0	0	0	0	0	0	0	0
vs. Ole Miss	1	5	0	5.0	5	0	0	0	0
Totals	6	61	1	23.0	23	0	0	0	0

2021 GAME-BY-GAME

Opponent	GS	Rec	Yds	TD	Avg	LG	Rush	Yds	TD
vs. Houston	0	0	0	0.0	0	0	0	0	0
Stephen F. Austin	0	0	0	0.0	0	0	0	0	0
FIU	0	0	0	0.0	0	0	0	0	0
at Texas	1	7	0	7.0	7	0	0	0	0
at West Virginia	1	7	0	7.0	7	0	0	0	0
TCU	0	0	0	0.0	0	0	0	0	0
at Kansas	0	0	0	0.0	0	0	0	0	0
Kansas State	0	0	0	0.0	0	0	0	0	0
at Oklahoma	*	0	0	0.0	0	0	0	0	0
Iowa State	<i>DNP</i>								
Oklahoma State	0	0	0	0.0	0	1	0	0	0
at Baylor	0	0	0	0.0	0	0	0	0	0
vs. Mississippi St.	0	0	0	0.0	0	0	0	0	0
Totals	2	14	0	7.0	7	1	0	0	0

80 MASON THARP

TE | Jr. | 3rd Yr. | Klein, Texas | Klein HS

PARTICIPATION	2021	2022	2023	CAREER
GP/GS	12/8	10/7	5/5	27/20

CAREER STATS

RECEIVING	G	Rec	Yds	TD	Lg	Rec/G	Avg/C	Avg/G
2021	12	14	198	1	25	1.2	14.1	16.5
2022	10	12	100	2	21	1.2	8.3	10.0
2023	5	11	120	2	28	2.2	10.9	24.0
Totals	27	37	418	5	28	1.4	11.3	15.5

2023 GAME-BY-GAME

Opponent	GS	Rec	Yds	TD	Avg	LG	Rush	Yds	TD
at Wyoming	*	1	10	0	10.0	10	0	0	0
Oregon	*	4	37	1	9.3	15	0	0	0
Tarleton State	*	3	43	1	14.3	28	0	0	0
at West Virginia	*	1	14	0	14	14	0	0	0
Houston	*	2	16	0	8	15	0	0	0
at Baylor	<i>DNP-injured</i>								
Kansas State	<i>DNP-injured</i>								
at BYU	-	-	-	-	-	-	-	-	-
TCU	-	-	-	-	-	-	-	-	-
at Kansas	-	-	-	-	-	-	-	-	-
UCF	-	-	-	-	-	-	-	-	-
at Texas	-	-	-	-	-	-	-	-	-
Totals	11	120	2	10.9	28	0	0	0	0

2022 GAME-BY-GAME

Opponent	GS	Rec	Yds	TD	Avg	LG	Rush	Yds	TD
Murray State	1	21	1	21.0	21	0	0	0	0
Houston	0	0	0	0	0	0	0	0	0
at NC State	*	3	26	0	8.7	14	0	0	0
Texas	1	13	0	13.0	13	0	0	0	0
at Kansas State	*	0	0	0	0	0	0	0	0
at Oklahoma State	*	1	2	0	2.0	2	0	0	0
West Virginia	*	3	35	0	11.7	19	0	0	0
Baylor	*	1	0	0	0	0	0	0	0
at TCU	*	0	0	0	0	0	0	0	0
Kansas	*	2	3	1	1.5	2	0	0	0
at Iowa State	<i>DNP-injured</i>								
Oklahoma	<i>DNP-injured</i>								
vs. Ole Miss	<i>DNP-injured</i>								
Totals	12	100	2	8.3	21	0	0	0	0

2021 GAME-BY-GAME

Opponent	GS	Rec	Yds	TD	Avg	LG	Rush	Yds	TD
vs. Houston	0	0	0	0.0	0	0	0	0	0
Stephen F. Austin	*	0	0	0.0	0	0	0	0	0
FIU	3	61	1	20.3	25	0	0	0	0
at Texas	*	1	7	0	7.0	7	0	0	0
at West Virginia	*	0	0	0.0	0	0	0	0	0
TCU	2	22	0	11.0	14	0	0	0	0
at Kansas	*	3	38	0	12.7	25	0	0	0
Kansas State	*	0	0	0.0	0	0	0	0	0
at Oklahoma	2	31	0	15.5	23	0	0	0	0
Iowa State	<i>DNP-injured</i>								
Oklahoma State	*	3	39	0	13	25	0	0	0
at Baylor	*	0	0	0.0	0	0	0	0	0
vs. Mississippi St.	*	0	0	0.0	0	0	0	0	0
Totals	14	198	1	14.1	25	0	0	0	0



O CAM'RON VALDEZ

RB | So. | 3rd Yr. | Rockdale, Texas | Rockdale HS

PARTICIPATION	2021	2022	2023	CAREER
GP/GS	2/0	4/0	5/0	11/0

CAREER STATS

RUSHING	G	Att	Yds	TD	Lg	Avg/C	Avg/G
2021	2	6	16	0	8	2.7	8.0
2022	4	18	169	0	38	9.4	42.3
2023	5	24	174	1	54	7.3	34.8
Totals	11	48	359	1	54	7.5	32.6

2023 GAME-BY-GAME

Opponent	GS	Rush	Yds	TD	LG	Rec	Yds	TD	LG	
at Wyoming		6	20	0	4	0	0	0	0	
Oregon		<i>DNP-injured</i>								
Tarleton State		<i>DNP-injured</i>								
at West Virginia		<i>DNP-injured</i>								
Houston		6	111	1	54	0	0	0	0	
at Baylor		6	21	0	7	0	0	0	0	
Kansas State		6	22	0	14	3	27	0	15	
at BYU		-	-	-	-	-	-	-	-	
TCU		-	-	-	-	-	-	-	-	
at Kansas		-	-	-	-	-	-	-	-	
UCF		-	-	-	-	-	-	-	-	
at Texas		-	-	-	-	-	-	-	-	
Totals		24	174	1	54	3	27	0	15	

2022 GAME-BY-GAME

Opponent	GS	Rush	Yds	TD	LG	Rec	Yds	TD	LG	
Murray State		<i>DNP-injured</i>								
Houston		<i>DNP-injured</i>								
at NC State		<i>DNP-injured</i>								
Texas		<i>DNP-injured</i>								
at Kansas State		<i>DNP-injured</i>								
at Oklahoma State		<i>DNP-injured</i>								
West Virginia		<i>DNP-injured</i>								
Baylor		<i>DNP-injured</i>								
at TCU		3	71	0	38	0	0	0	0	
Kansas		11	66	0	18	0	0	0	0	
at Iowa State		3	3	0	2	0	0	0	0	
Oklahoma		<i>DNP</i>								
vs. Ole Miss		1	29	0	29	0	0	0	0	
Totals		18	169	0	38	0	0	0	0	

14 XAVIER WHITE

WR | S-Sr. | 6th Yr. (5th at Tech) | Lubbock, Texas | Monterey HS

PARTICIPATION	2019	2020	2021	2022	2023	CAREER
GP/GS	4/0	8/0	13/1	13/4	7/2	45/7

note: 2018 season at Dodge City CC not counted toward stats

CAREER STATS

RECEIVING	G	Rec	Yds	TD	Lg	Rec/G	Avg/C	Avg/G
2019	4	10	159	1	45	2.5	15.9	39.8
2020	8	21	104	0	15	2.6	5.0	13.0
2021	13	18	133	1	19	1.4	7.4	10.2
2022	13	45	572	3	55	3.5	12.7	44.0
2023	7	19	219	0	34	2.7	11.5	31.3
Totals	45	113	1,187	5	55	2.5	10.5	26.4

RUSHING	G	Att	Yds	TD	Lg	Avg/C	Avg/G
2019	4	1	0	0	0	0.0	0.0
2020	8	62	436	2	70	7.0	54.5
2021	13	68	310	3	52	4.6	23.8
2022	13	1	5	0	5	5.0	0.4
2023	7	4	3	0	2	0.8	0.4
Totals	45	136	754	5	70	5.5	16.8

PUNT RETURNS	G	No.	Yds	TD	Lg	Avg/R	Avg/G
2019	4	0	0	0	0	0.0	0.0
2020	8	0	0	0	0	0.0	0.0
2021	13	0	0	0	0	0.0	0.0
2022	13	2	15	0	13	7.5	1.2
2023	7	0	0	0	0	0.0	0.0
Totals	45	2	15	0	13	7.5	0.4

KICK RETURNS	G	No.	Yds	Avg	TD	Long
2019	4	0	0	0.0	0	0
2020	8	1	17	17.0	0	17
2021	13	0	0	0.0	0	0
2022	13	14	316	22.6	0	36
2023	7	1	23	23	0	23
Totals	45	16	356	20.9	0	36

ALL PURPOSE	G	Rush	Rec	PR	KR	IR	Total	Avg/G
2019	4	0	159	0	0	0	159	39.8
2020	8	436	104	0	17	0	557	69.6
2021	13	310	133	0	0	0	443	34.1
2022	13	5	572	15	316	0	908	69.8
2023	6	3	187	0	23	0	245	35.0
Totals	44	754	1,155	15	356	0	2,312	51.4

2023 GAME-BY-GAME

Opponent	GS	Rec	Yds	TD	Avg	LG	Rush	Yds	TD
at Wyoming		4	28	0	7.0	10	0	0	0
Oregon	*	4	45	0	11.3	22	2	2	0
Tarleton State		1	7	0	7.0	7	1	-1	0
at West Virginia	*	3	45	0	15.0	20	0	0	0
Houston		3	53	0	17.7	34	1	2	0
at Baylor		1	9	0	9.0	9	0	0	0
Kansas State		3	32	0	10.7	31	0	0	0
at BYU		-	-	-	-	-	-	-	-
TCU		-	-	-	-	-	-	-	-
at Kansas		-	-	-	-	-	-	-	-
UCF		-	-	-	-	-	-	-	-
at Texas		-	-	-	-	-	-	-	-
Totals		19	219	0	11.5	34	4	3	0

2022 GAME-BY-GAME

Opponent	GS	Rec	Yds	TD	Avg	LG	Rush	Yds	TD
Murray State		1	15	0	0	15	0	0	0
Houston		2	24	0	0	13	0	0	0
at NC State		1	38	0	0	38	0	0	0
Texas	*	2	11	0	0	7	0	0	0
at Kansas State		9	120	1	0	26	0	0	0
at Oklahoma State		8	62	1	0	12	0	0	0
West Virginia		8	139	1	0	55	0	0	0
Baylor	*	2	45	0	0	39	0	0	0
at TCU	*	2	7	0	0	4	0	0	0
Kansas		4	70	0	0	47	0	0	0
at Iowa State	*	2	26	0	0	29	1	5	0
Oklahoma		1	4	0	0	4	0	0	0
vs. Ole Miss		3	11	0	0	5	0	0	0
Totals		45	572	3	0.0	55	1	5	0

2021 GAME-BY-GAME

Opponent	GS	Rush	Yds	TD	Avg	LG	Rec	Yds	TD
vs. Houston	4	4	0	1.0	3		1	3	1
Stephen F. Austin	7	88	1	12.5	52		2	8	0
FIU	7	36	0	5.1	11		1	4	0
at Texas	7	20	0	2.8	5		1	4	0
at West Virginia	*	4	7	0	1.7	5	2	20	0
TCU	9	51	1	5.7	16		3	26	0
at Kansas	6	23	0	3.9	9		0	0	0
Kansas State	3	9	0	3.0	4		1	12	0
at Oklahoma	10	42	1	4.2	12		0	0	0
Iowa State	0	0	0	0.0	0		3	14	0
Oklahoma State	3	3	0	1.0	4		0	0	0
at Baylor	4	17	0	4.2	8		3	23	0
vs. Mississippi St.	4	10	0	2.5	4		1	19	0
Totals	68	310	3	4.6	52		18	133	1

2020 GAME-BY-GAME

Opponent	GS	Rush	Yds	TD	Avg	LG	Rec	Yds	TD
Houston Baptist		DNP					1	3	0
Texas	3	0	0	0.0	6		4	9	0
at Kansas St.	12	113	1	9.4	49		3	5	0
at Iowa St.	7	21	0	3.0	6		2	5	0
West Virginia	6	14	0	2.3	4		5	35	0
Oklahoma		DNP					1	8	0
at TCU	6	43	0	7.2	17		1	11	0
Baylor	5	12	0	2.4	5		4	28	0
at Oklahoma St.	9	98	1	10.9	70		21	104	0
Kansas	14	135	0	9.6	30				
Totals	62	436	2	7.0	70				

2019 GAME-BY-GAME

Opponent	GS	Rush	Yds	TD	Avg	LG	Rec	Yds	TD
Montana St.	0	0	0	0.0	0		5	107	1
UTEP	0	0	0	0.0	0		1	7	0
at Arizona	0	0	0	0.0	0		3	24	0
at Oklahoma	1	0	0	0.0	0		1	21	0
Totals	1	0	0	0.0	0		10	159	1

O RAYSHAD WILLIAMS

DB | S-Sr. | 6th Yr. (3rd at Tech) | Memphis, Tenn. | Whitehaven HS

PARTICIPATION	2018*	2019*	2020*	2021	2022	2023	CAREER
GP/GS	4/0	12/8	6/0	13/12	13/12	7/6	55/38

* at UCLA

CAREER STATS

TACKLES	GP	UA	A	Total	TFL	Yds	PD	FF	FR	Blkd	QBH
2018 (UCLA)	4	0	0	0	0.0	0	0	0	0	0	0
2019 (UCLA)	12	30	3	33	0.0	0	2	0	0	0	0
2020 (UCLA)	6	6	3	9	0.0	0	1	0	0	0	0
2021 (TTU)	13	30	8	38	1.5	8	10	0	0	0	0
2022 (TTU)	13	28	9	37	1.0	2	7	0	1	0	0
2023 (TTU)	7	12	3	15	1.0	1	4	0	0	0	0
TOTALS	55	106	26	132	3.5	11	24	0	1	0	0

2023 GAME-BY-GAME STATS

Opponent	GS	UA	A	TOT	TFL-YDS	INT-YDS	FF	FR	PBU
at Wyoming	*	2	0	2	0.0-0	0-0	0	0	0
Oregon	*	5	0	5	0.0-0	0-0	0	0	0
Tarleton St.	*	0	2	2	0.0-0	0-0	0	0	1
at West Virginia	*	0	0	0	0.0-0	0-0	0	0	0
Houston	*	2	1	3	0.0-0	0-0	0	0	0
at Baylor		2	0	2	1.0-1	0-0	0	0	1
Kansas State	*	1	0	1	0.0-0	0-0	0	0	2
at BYU	-	-	-	-	-	-	-	-	-
TCU	-	-	-	-	-	-	-	-	-
at Kansas	-	-	-	-	-	-	-	-	-
UCF	-	-	-	-	-	-	-	-	-
at Texas	-	-	-	-	-	-	-	-	-
Totals	12	3	15	1.0-1	0-0	0	0	0	4

2022 GAME-BY-GAME STATS

Opponent	GS	UA	A	TOT	TFL-YDS	INT-YDS	FF	FR	PBU
Murray State	*	3	0	3	1.0-2	0-0	0	0	0
Houston	*	2	1	3	0.0-0	0-0	0	0	1
at NC State	*	0	1	1	0.0-0	0-0	0	0	0
Texas		3	1	4	0.0-0	0-0	0	0	1
at Kansas State	*	0	1	1	0.0-0	0-0	0	0	0
at Oklahoma St.	*	3	0	3	0.0-0	0-0	0	0	5
West Virginia	*	1	1	2	0.0-0	1-0	0	0	0
Baylor	*	1	1	2	0.0-0	0-0	0	1	0
at TCU	*	1	1	2	0.0-0	0-0	0	0	0
Kansas	*	4	0	4	0.0-0	0-0	0	0	0

Opponent	GS	UA	A	TOT	TFL-YDS	INT-YDS	FF	FR	PBU
at Iowa State	*	3	0	3	0.0-0	0-0	0	0	0
Oklahoma	*	6	0	6	0.0-0	0-0	0	0	0
vs. Ole Miss		1	2	3	0.0-0	0-0	0	0	0
Totals	28	9	37	1.0-2	1-0	0	1	7	

2021 GAME-BY-GAME STATS

Opponent	GS	UA	A	TOT	TFL-YDS	INT-YDS	FF	FR	PBU
vs. Houston	2	0	2	2	0.0-0	0-0	0	0	1
Stephen F. Austin	*	2	1	3	0.0-0	0-0	0	0	1
FIU	*	2	2	4	0.0-0	0-0	0	0	2
at Texas	*	2	0	2	0.0-0	0-0	0	0	0
at West Virginia	*	2	0	2	0.0-0	0-0	0	0	0
TCU	*	1	0	1	0.0-0	0-0	0	0	0
at Kansas	*	0	0	0	0.0-0	0-0	0	0	2
Kansas State	*	2	1	3	0.5-1	0-0	0	0	1
at Oklahoma	*	2	1	3	0.0-0	0-0	0	0	0
Iowa State	*	3	1	4	1.0-7	0-0	0	0	0
Oklahoma State	*	6	1	7	0.0-0	0-0	0	0	1
at Baylor	*	1	1	2	0.0-0	0-0	0	0	1
vs. Mississippi St.*		5	0	5	0.0-0	0-0	0	0	1
Totals	30	8	38	1.5-8	0-0	0	0	10	

2020 GAME-BY-GAME STATS (@ UCLA)

Opponent	GS	UA	A	TOT	SACKS-YDS	TFL-YDS	FF	FR	INT	PB
Colorado	0	0	0	0	0.0-0	0.0-0	0	0	0	0
Oregon	1	1	2	2	0.0-0	0.0-0	0	0	0	0
Arizona	1	0	1	1	0.0-0	0.0-0	0	0	0	0
Arizona State	1	1	2	2	0.0-0	0.0-0	0	0	0	0
USC	1	1	2	2	0.0-0	0.0-0	0	0	0	1
Stanford	2	0	2	2	0.0-0	0.0-0	0	0	0	0
Totals	6	3	9	9	0.0-0	0.0-0	0	0	0	1

2019 GAME-BY-GAME STATS (@ UCLA)

Opponent	GS	UA	A	TOT	SACKS-YDS	TFL-YDS	FF	FR	INT	PB
Cincinnati	0	0	0	0	0.0-0	0.0-0	0	0	0	0
San Diego St	0	0	0	0	0.0-0	0.0-0	0	0	0	0
Oklahoma	0	0	0	0	0.0-0	0.0-0	0	0	0	0
Washington St.	*	5	1	6	0.0-0	0.0-0	0	0	0	1
Arizona	*	4	0	4	0.0-0	0.0-0	0	0	0	0
Oregon State	*	5	0	5	0.0-0	0.0-0	0	0	0	1
Stanford	*	1	0	1	0.0-0	0.0-0	0	0	0	0
Arizona State	*	5	0	5	0.0-0	0.0-0	0	0	0	0
Colorado	*	3	1	4	0.0-0	0.0-0	0	0	0	0
Utah	*	2	0	2	0.0-0	0.0-0	0	0	0	0
USC		4	1	5	0.0-0	0.0-0	0	0	0	0
California	*	1	0	1	0.0-0	0.0-0	0	0	0	0
Totals	30	3	33	33	0.0-0	0.0-0	0	0	0	2



INDIVIDUAL GAME HIGHS

PASSING

Name	Completions		Attempts		Yards		Career 300-Yard Passing Games
	2023	Career	2023	Career	2023	Career	
#2 Behren Morton	19 (at Baylor)	39 ('22 at Oklahoma St.)	37 (at West Virginia)	62 ('22 at Oklahoma St.)	180 (at Baylor)	379 ('22 at Oklahoma St.)	2
#12 Tyler Shough	31 (at Wyoming)	31 (2x, last '23 at Wyoming)	47 (at Wyoming)	50 ('22 vs. Oklahoma)	338 (at Wyoming)	436 ('22 vs. Oklahoma)	5 (3/2*)
#17 Jake Strong	16 (vs. K-State)	16 ('23 vs. K-State)	28 (vs. K-State)	28 ('23 vs. K-State)	173 (vs. K-State)	173 ('23 vs. K-State)	0

Name	Longest Pass		TDs		INTs	
	2023	Career	2023	Career	2023	Career
#2 Behren Morton	34 (vs. Houston)	55 ('22 vs. West Virginia)	3 (at Baylor)	3 ('23 at Baylor)	1 (2x, last at Baylor)	3 ('22 vs. Baylor)
#12 Tyler Shough	46 (vs. Tarleton St.)	75 ('21 vs. SFA)	3 (2x, last vs. Oregon)	4 (2x, last '21 vs. FIU)	3 (vs. Oregon)	3 ('23 vs. Oregon)
#17 Jake Strong	43 (vs. K-State)	43 ('23 vs. K-State)	1 (vs. K-State)	1 ('23 vs. K-State)	3 (vs. K-State)	3 ('23 vs. K-State)

RUSHING

Name	Attempts		Yards		TDs		Longest Career Run	100-Yd Games
	2023	Career	2023	Career	2023	Career		
#0 Cam/Ron Valdez	6 (4x, last vs. K-State)	11 ('22 vs. Kansas)	111 (vs. Houston)	111 ('23 vs. Houston)	1 (vs. Houston)	1 ('23 vs. Houston)	54 ('23 vs. Houston)	1
#14 Xavier White	2 (vs. Oregon)	14 ('20 at Kansas)	2 (2x, last vs. Houston)	135 ('20 at Kansas)	--	1 (5x, last '21 at OU)	70 ('20 at Okla. St.)	2
#20 Nehemiah Martinez	6 (vs. Tarleton St.)	6 ('23 vs. Tarleton St.)	38 (vs. Tarleton St.)	38 (vs. Tarleton St.)	--	<i>has not happened</i>	11 ('23 at West Virginia)	0
#22 Bryson Donnell	4 (vs. Tarleton St.)	8 (2x, last '22 vs. WVU)	15 (vs. Tarleton St.)	49 ('22 vs. West Virginia)	--	<i>has not happened</i>	38 ('22 vs. West Virginia)	0
#28 Tahj Brooks	31 (at Baylor)	31 (at Baylor)	170 (at Baylor)	170 ('23 at Baylor)	2 (vs. Houston)	3 ('22 vs. Murray St.)	67 ('21 vs. SFA)	8
<i>Quarterbacks</i>								
#2 Behren Morton	8 (at West Virginia)	17 ('22 at Oklahoma St.)	11 (vs. Tarleton St.)	53 ('22 at Oklahoma St.)	1 (2x, last vs. K-State)	1 (4x, last '23 vs. K-State)	17 ('21 vs. Okla. St.)	0
#12 Tyler Shough	23 (vs. Oregon)	25 ('22 vs. Ole Miss)	101 (vs. Oregon)	111 ('22 vs. Ole Miss)	1 (2x, last vs. Tarleton St.)	2 ('22 vs. Ole Miss)	58 ('23 vs. Oregon)	2
#17 Jake Strong	1 (vs. K-State)	1 ('23 vs. K-State)	54 (vs. vs. K-State)	54 ('23 vs. K-State)	--	<i>has not happened</i>	54 ('23 vs. K-State)	0

RECEIVING

Name	Receptions		Yards		TDs		Longest Career Reception	100-Yd Games
	2023	Career	2023	Career	2023	Career		
#1 Myles Price	10 (at Baylor)	13 ('22 vs. Texas)	90 (at Baylor)	175 ('21 vs. Iowa State)	1 (4x, last vs. Houston)	1 (9x, last '23 vs. Houston)	54 ('22 vs. Houston)	1
#4 Jordan Brown	6 (vs. Tarleton St.)	6 ('23 vs. Tarleton St.)	73 (vs. Tarleton St.)	73 ('23 vs. Tarleton St.)	1 (vs. Tarleton St.)	1 ('23 vs. Tarleton St.)	46 ('23 vs. Tarleton St.)	0
#6 J.J. Sparkman	1 (vs. Tarleton St.)	4 ('22 vs. Texas)	1 (vs. Tarleton St.)	46 ('22 at TCU)	--	1 (3x, last '22 at TCU)	33 ('22 at TCU)	0
#8 Coy Eakin	5 (vs. K-State)	5 ('23 vs. K-State)	102 (vs. K-State)	102 ('23 vs. K-State)	1 (at Baylor)	1 ('23 at Baylor)	43 ('23 vs. K-State)	1
#9 Jerand Bradley	8 (at Wyoming)	8 (4x, last '23 at Wyo.)	88 (at Wyoming)	173 ('22 vs. Oklahoma)	1 (4x, last vs. K-State)	2 ('22 vs. Murray St.)	52 ('21 vs. Miss. St.)	3
#10 Drae McCray	5 (at Wyoming)	12 ('22 at Alabama)*	42 (at Wyoming)	237 ('21 vs. Tenn. Tech)*	--	4 ('21 vs. Tenn. Tech)*	73 ('21 vs. Tenn. Tech)*	(6)*
#11 Loic Founonji	1 (2x, last vs. Houston)	7 ('22 vs. Ole Miss)	25 (vs. Houston)	110 ('22 vs. Murray St.)	1 (vs. Houston)	2 ('22 vs. Murray St.)	69 ('21 at Texas)	2
#14 Xavier White	4 (2x, last vs. Oregon)	9 ('22 at K-State)	53 (vs. Houston)	139 ('22 vs. West Virginia)	--	1 (5x, last '23 vs. West Virginia)	55 ('22 vs. West Virginia)	4
#15 Jayden York	2 (at Wyoming)	2 ('23 at Wyoming)	22 (at Wyoming)	22 ('23 at Wyoming)	1 (at Wyoming)	1 ('23 at Wyoming)	19 ('23 at Wyoming)	0
#20 Nehemiah Martinez	1 (vs. Oregon)	6 ('22 vs. West Virginia)	31 (vs. Oregon)	76 ('22 vs. Houston)	--	1 (2x, last '22 at K-State)	43 ('22 vs. Houston)	0
#43 Henry Teeter	--	1 (8x, last '22 vs. Ole Miss)	--	23 (2x, last '22 vs. WVU)	--	1 ('22 vs. Baylor)	23 (2x, last '22 vs. WVU)	0
#80 Mason Tharp	4 (vs. Oregon)	4 ('23 vs. Oregon)	43 (vs. Tarleton St.)	61 ('21 vs. FIU)	1 (2x, last vs. Tarleton St.)	1 (5x, last '23 vs. Tarleton St.)	28 ('23 vs. Tarleton St.)	0
#88 Baylor Cupp	2 (at Baylor)	4 ('22 vs. Texas)	34 (at Baylor)	65 ('22 vs. Texas)	2 (at Baylor)	2 ('23 at Baylor)	24 ('22 vs. Texas)	0
<i>Running Backs</i>								
#0 Cam/Ron Valdez	3 (vs. K-State)	3 ('23 vs. K-State)	27 (vs. K-State)	27 ('23 vs. K-State)	--	<i>has not happened</i>	15 ('23 vs. K-State)	0
#28 Tahj Brooks	4 (vs. Oregon)	5 (2x, last '22 at NC State)	22 (vs. K-State)	44 ('22 at NC State)	--	1 ('22 vs. Texas)	18 ('21 vs. Iowa St.)	0

DEFENSE

Name	Tackles		Sacks		TFLs		INT	FF
	2023	Career	2023	Career	2023	Career		
#0 Rayshad Williams	5 (vs. Oregon)	7 ('21 vs. Oklahoma St.)	--	<i>has not happened</i>	1.0 (at Baylor)	1.0 (3x, last '23 at Baylor)	1 ('22 vs. WVU)	--
#1 D. Taylor-Demerson	12 (vs. Oregon)	12 ('23 vs. Oregon)	--	1.0 ('22 at TCU)	0.5 (vs. K-State)	2.0 ('22 vs. Kansas)	1 (7x)	1 (2x)
#3 Bryce Ramirez	2 (2x, last vs. Houston)	3 ('22 vs. Houston)	--	<i>has not happened</i>	--	<i>has not happened</i>	--	--
#5 Quincy Ledet Jr.	2 (at Wyoming)	8 ('22 vs. Southern Miss)*	--	1.0 (3x, last vs. Southern Miss)*	--	1.5 (2x, last vs. Southern Miss)*	--	1 (2x)*
#6 Myles Cole	6 (at West Virginia)	6 ('23 at West Virginia)	2.0 (vs. Tarleton St.)	2.0 ('23 vs. Tarleton St.)	2.0 (vs. Tarleton St.)	2.0 (2x, last '23 vs. Tarleton St.)	--	--
#7 Steve Linton	5 (at Wyoming)	6 ('22 vs. Louisville)*	3.0 (at Baylor)	3.0 ('23 at Baylor)	3.0 (at Baylor)	3.0 ('23 at Baylor)	--	2 ('23 at Baylor)
#8 Jesiah Pierre	14 (at Wyoming)	14 ('23 at Wyoming)	0.5 (at Baylor)	2.0 ('22 vs. Kansas)	1.0 (vs. K-State)	2.5 ('22 at TCU)	--	1 ('22 vs. Kansas)
#9 C.J. Baskerville	9 (vs. Houston)	9 (2x, last '23 vs. UH)*	--	<i>has not happened</i>	1.5 (at Wyoming)	1.5 ('23 at Wyoming)	1 ('21 vs. UTSA)*	--
#10 Jacob Rodriguez	2 (at Wyoming)	5 ('22 vs. Baylor)	--	<i>has not happened</i>	--	1.0 (2x, last '22 vs. Ole Miss)	--	1 (2x)
#11 Charles Esters III	7 (vs. Oregon)	7 ('23 vs. Oregon)	2.0 (at Baylor)	2.0 ('23 at Baylor)	2.0 (at Baylor)	2.0 ('23 at Baylor)	--	1 ('23 at Baylor)
#12 Bralyn Lux	3 (vs. Tarleton St.)	9 ('20 at UNLV)*	--	1.0 (2x, last '22 at Boise St.)*	1.0 (at Wyoming)	2.0 ('22 at UConn)*	1 (2x)*	1 (2x)*
#13 Ben Roberts	12 (vs. Oregon)	12 ('23 vs. Oregon)	0.5 (vs. Oregon)	0.5 ('23 vs. Oregon)	2.0 (at Baylor)	2.0 ('23 at Baylor)	1 ('23 at WVU)	1 (2x)
#14 Joseph Adedire	4 (at West Virginia)	4 (at West Virginia)	--	1.0 ('22 vs. Oklahoma)	2.0 (vs. K-State)	2.0 ('23 vs. K-State)	--	--
#18 Tyler Owens	10 (vs. Houston)	10 ('23 vs. Houston)	--	<i>has not happened</i>	--	0.5 ('20 vs. Baylor)*	1 ('22 vs. Ole Miss)	1 (2x)
#24 Malik Dunlap	7 (vs. K-State)	7 ('23 vs. K-State)	--	1.0 ('20 Virginia)*	0.5 (vs. K-State)	1.0 (2x)*	2 ('23 vs. Tarleton St.)	--
#25 Chapman Lewis	4 (vs. Houston)	4 (vs. Houston)	--	<i>has not happened</i>	--	<i>has not happened</i>	--	--
#27 Brenden Jordan	6 (vs. K-State)	6 ('23 vs. K-State)	--	<i>has not happened</i>	1.0 (vs. K-State)	1.0 ('23 vs. K-State)	--	--
#32 Tyrrique Matthews	6 (at Wyoming)	6 ('23 at Wyoming)	--	<i>has not happened</i>	1.0 (vs. Houston)	1.5 ('22 vs. Murray St.)	--	1 ('21 vs. K-State)
#35 Miquel Dingle Jr.	4 (vs. Houston)	4 ('23 vs. Houston)	--	<i>has not happened</i>	1.0 (vs. Houston)	1.0 ('23 vs. Houston)	--	--
#95 Jaylon Hutchings	6 (at West Virginia)	7 (2x, last '21 at Baylor)	1.0 (2x, last at WVU)	1.0 (8x, last '23 at West Virginia)	2.5 (at West Virginia)	2.5 ('23 at West Virginia)	--	1 (2x)
#97 Tony Bradford Jr.	3 (2x, last vs. Houston)	8 ('20 at Iowa State)	1.0 (vs. Houston)	1.0 (10x, last '23 vs. Houston)	1.0 (vs. Houston)	3.0 ('22 vs. Baylor)	--	1 ('23 vs. Houston)
#98 E'Maurion Banks	4 (at Baylor)	4 ('23 at Baylor)	0.5 (at Wyoming)	0.5 ('23 at Wyoming)	1.0 (at Baylor)	1.0 ('23 at Baylor)	--	--

* - indicates stats that include numbers accumulated at previous FBS institution



TEAM/INDIVIDUAL STATISTICS

Team Results

Date	Opponent		Score	Att.
09/02/2023	at Wyoming	Lot2	33-35	26450
09/09/2023	Oregon	L	30-38	56200
09/16/2023	Tarleton St.	W	41-3	56200
* 09/23/2023	at West Virginia	L	13-20	50071
* 09/30/2023	Houston	W	49-28	53308
* 10/07/2023	at Baylor	W	39-14	44620
* 10/14/2023	Kansas St.	L	21-38	56200

Rushing

Player	gp	att	gain	loss	net	avg	td	lg	avg/g
Tahj Brooks	7	131	791	5	786	6.0	5	38	112.3
Cam'Ron Valdez	5	24	174	0	174	7.3	1	54	34.8
Tyler Shough	4	48	221	72	149	3.1	2	58	37.3
Nehemiah Martinez I	6	12	64	0	64	5.3	0	11	10.7
Jake Strong	1	1	54	0	54	54.0	0	54	54.0
Behren Morton	5	23	58	42	16	0.7	2	10	3.2
Bryson Donnell	7	4	18	3	15	3.8	0	12	2.1
Xavier White	7	4	4	1	3	0.8	0	2	0.4
Team	7	4	0	6	-6	-1.5	0	0	-0.9
Total	7	251	1384	129	1255	5.0	10	58	179.3
Opponents	7	264	1162	134	1028	3.9	9	30	146.9

Passing

Player	gp	effic	comp-att-int	pct	yds	td	lg	avg/g
Behren Morton	5	125.1	68-119-2	57.1	696	8	34	139.2
Tyler Shough	4	130.4	67-111-4	60.4	746	7	46	186.5
Jake Strong	1	99.4	16-28-3	57.1	173	1	43	173.0
Total	7	124.6	151-258-9	58.5	1615	16	46	230.7
Opponents	7	129.2	153-242-5	63.2	1627	10	72	232.4

Receiving

Player	gp	no.	yds	avg	td	lg	avg/g
Myles Price	7	31	304	9.8	4	33	43.4
Jerand Bradley	7	27	298	11.0	4	34	42.6
Xavier White	7	19	219	11.5	0	34	31.3
Jordan Brown	5	14	175	12.5	1	46	35.0
Drae McCray	7	14	114	8.1	0	31	16.3
Tahj Brooks	7	11	57	5.2	0	12	8.1
Mason Tharp	5	11	120	10.9	2	28	24.0
Coy Eakin	4	8	131	16.4	1	43	32.8
Baylor Cupp	6	6	63	10.5	2	18	10.5
Cam'Ron Valdez	5	3	27	9.0	0	15	5.4
Jayden York	7	3	30	10.0	1	19	4.3
Loic Fouonji	7	2	45	22.5	1	25	6.4
J.J. Sparkman	7	1	1	1.0	0	1	0.1
Nehemiah Martinez I	6	1	31	31.0	0	31	5.2
Total	7	151	1615	10.7	16	46	230.7
Opponents	7	153	1627	10.6	10	72	232.4

Game Records

Record	Overall	Home	Away	Neutral
ALL GAMES	3-4	2-2	1-2	0-0
CONFERENCE	2-2	1-1	1-1	0-0
NON-CONFERENCE	1-2	1-1	0-1	0-0

Team Statistics

	TTU	OPP
First Downs	161	147
Rushing	71	58
Passing	78	74
Penalty	12	15
Rushing Yardage	1255	1028
Rushing attempts	251	264
Average per rush	5.0	3.9
Average per game	179.3	146.9
TDs Rushing	10	9
Passing Yardage	1615	1627
Comp-Att-Int	151-258-9	153-242-5
Average per pass	6.3	6.7
Average per catch	10.7	10.6
Average per game	230.7	232.4
TDs Passing	16	10
Total offense	2870	2655
Average per play	5.6	5.2
Average per game	410.0	379.3
Kick returns: #-Yards	17-441	15-273
Punt returns: #-Yards	4-91	6-43
Int returns: #-Yards	5-82	9-73
Fumbles-Lost	6-2	9-3
Penalties-Yards	34-344	35-317
Punts-Avg	27-48.3	33-40.6
Time of possession / game	26:56	33:02
3rd-down conversion	42/103	43/105
4rd-down conversion	15/22	7/16
PAT-attempts	(26-26) 100%	(17-17) 100%
2-point conversion-attempts	(1-3) 33%	(3-3) 100%

Interceptions

Player	no.	yds	avg	td	lg
Malik Dunlap	3	77	25.7	1	54
Dadrion Taylor-Demerson	1	0	0.0	0	0
Ben Roberts	1	5	5.0	0	5
Total	5	82	16.4	1	54
Opponents	9	73	8.1	1	45



INDIVIDUAL STATISTICS

Field Goals

Player	fg	pct.	01-19	20-29	30-39	40-49	50-99	lg	blk
Gino Garcia	8-12	66.7	0-0	2-2	3-3	2-4	1-3	54	1
Opponents	11-12	91.7	0-0	4-4	4-4	2-3	1-1	56	0

Scoring

Player	td	fg	PAT						pts
			kick	rush	rcv	pass	dxp	saf	
Gino Garcia	-	8-12	26-26	-	-	-	-	-	50
Tahj Brooks	5	-	-	1	-	-	-	-	32
Myles Price	4	-	-	-	-	-	-	-	24
Jerand Bradley	4	-	-	-	-	-	-	-	24
Baylor Cupp	2	-	-	-	-	-	-	-	12
Tyler Shough	2	-	-	-	-	-	-	-	12
Loic Fouonji	2	-	-	-	-	-	-	-	12
Behren Morton	2	-	-	-	-	-	-	-	12
Mason Tharp	2	-	-	-	-	-	-	-	12
Malik Dunlap	1	-	-	-	-	-	-	-	6
Jordan Brown	1	-	-	-	-	-	-	-	6
Cam'Ron Valdez	1	-	-	-	-	-	-	-	6
Jayden York	1	-	-	-	-	-	-	-	6
Drae McCray	1	-	-	-	-	-	-	-	6
Coy Eakin	1	-	-	-	-	-	-	-	6
Total	29	8-12	26-26	1	0	0	0	0	226
Opponents	20	11-12	17-17	1	2	2	0	0	176

Score by Periods

Team	1st	2nd	3rd	4th	OT	TOT
Texas Tech	69	54	45	45	13	226
Opponents	46	43	21	51	15	176

Punting

Player	no.	yds	avg	lg	tb	fc	i20	50+	blk
Austin McNamara	27	1303	48.3	59	5	11	9	13	0
Total	27	1303	48.3	59	5	11	9	13	0
Opponents	33	1339	40.6	63	0	16	10	6	1

Punt Returns

Player	no.	yds	avg	td	lg
Myles Price	4	84	21.0	0	43
Total	4	91	22.8	1	43
Opponents	6	43	7.2	0	20

Kick Returns

Player	no.	yds	avg	td	lg
Drae McCray	14	373	26.6	1	100
Jordan Brown	2	45	22.5	0	28
Xavier White	1	23	23.0	0	23
Total	17	441	25.9	1	100
Opponents	15	273	18.2	0	28

All Purpose

Player	g	rush	rcv	pr	kr	ir	total	avg/g
Tahj Brooks	7	786	57	0	0	0	843	120.4
Drae McCray	7	0	114	0	373	0	487	69.6
Myles Price	7	0	304	84	0	0	388	55.4
Jerand Bradley	7	0	298	0	0	0	298	42.6
Xavier White	7	3	219	0	23	0	245	35.0
Jordan Brown	5	0	175	0	45	0	220	44.0
Cam'Ron Valdez	5	174	27	0	0	0	201	40.2
Tyler Shough	4	149	0	0	0	0	149	37.3
Coy Eakin	4	0	131	0	0	0	131	32.8
Mason Tharp	5	0	120	0	0	0	120	24.0
Nehemiah Martinez I	6	64	31	0	0	0	95	15.8
Malik Dunlap	7	0	0	0	0	77	77	11.0
Baylor Cupp	6	0	63	0	0	0	63	10.5
Jake Strong	1	54	0	0	0	0	54	54.0
Loic Fouonji	7	0	45	7	0	0	52	7.4
Jayden York	7	0	30	0	0	0	30	4.3
Behren Morton	5	16	0	0	0	0	16	3.2
Bryson Donnell	7	15	0	0	0	0	15	2.1
Ben Roberts	7	0	0	0	0	5	5	0.7
J.J. Sparkman	7	0	1	0	0	0	1	0.1
Total	7	1255	1615	91	441	82	3484	497.7
Opponents	7	1028	1627	43	273	73	3044	434.9

Total Offense

Player	g	plays	rush	pass	total	avg/g
Tyler Shough	4	159	149	746	895	223.8
Tahj Brooks	7	131	786	0	786	112.3
Behren Morton	5	142	16	696	712	142.4
Jake Strong	1	29	54	173	227	227.0
Cam'Ron Valdez	5	24	174	0	174	34.8
Nehemiah Martinez I	6	12	64	0	64	10.7
Bryson Donnell	7	4	15	0	15	2.1
Xavier White	7	4	3	0	3	0.4
Total	7	509	1255	1615	2870	410.0
Opponents	7	506	1028	1627	2655	379.3

TEXAS TECH GAME-BY-GAME STATS

Date	Opponent	Rushing				Receiving				Passing				Kick Returns				Punt Returns				tot off
		no.	yds	td	lg	no.	yds	td	lg	cmp-att-int	yds	td	lg	no.	yds	td	lg	no.	yds	td	lg	
09/02/2023	at Wyoming	33	93	1	12	31	338	3	33	31-47-1	338	3	33	2	45	0	28	1	8	0	8	431
09/09/2023	Oregon	32	174	1	58	24	282	3	34	24-38-3	282	3	34	1	31	0	31	1	33	0	33	456
09/16/2023	Tarleton St.	39	221	1	38	18	195	3	46	18-33-1	195	3	46	2	46	0	28	0	0	0	0	416
09/23/2023	at West Virginia	38	160	0	27	15	161	1	26	15-43-0	161	1	26	5	108	0	32	1	0	0	0	321
09/30/2023	Houston	37	239	3	54	14	161	2	34	14-22-0	161	2	34	2	112	1	100	0	7	1	7	400
10/07/2023	at Baylor	42	186	2	24	19	180	3	24	19-26-1	180	3	24	1	23	0	23	1	43	0	43	366
10/14/2023	Kansas St.	30	182	2	54	30	298	1	43	30-49-3	298	1	43	4	76	0	24	0	0	0	1	480
Texas Tech		251	1255	10	58	151	1615	16	46	151-258-9	1615	16	46	17	441	1	100	4	91	1	43	2870
Opponents		264	1028	9	30	153	1627	10	72	153-242-5	1627	10	72	15	273	0	28	6	43	0	20	2655

Texas Tech Averages

Games	Avg/ rush	Avg/ catch	Pass effc	KR avg	PR avg	All purpose avg/game	Total offense avg/game
7	5.0	10.7	124.6	25.9	22.8	497.7	410.0

Date	Opponent	Tackles			Sacks	Fumble	Pass Defense			blkd	PAT attempts			off				
		ua	a total	tfl-yds	no-yds	ff fr-yds	int-yds	qbh	brup	kick	kick	rush	rcv	saf	t/o	pts		
09/02/2023	at Wyoming	47	16	63	6.0-20	2-8	2	2-0	0-0	1	4	0	3-3	0	0	0	10	33
09/09/2023	Oregon	44	30	74	5.0-16	1-3	1	0-0	0-0	1	0	1	3-3	0	0	0	0	30
09/16/2023	Tarleton St.	52	16	68	5.0-18	3-15	0	0-0	3-56	1	6	0	5-5	0	0	0	10	41
09/23/2023	at West Virginia	35	42	77	4.0-13	1-6	0	0-0	2-26	0	1	0	1-1	0	0	0	3	13
09/30/2023	Houston	55	12	67	5.0-18	1-7	1	0-0	0-0	4	1	1	7-7	0	0	0	0	49
10/07/2023	at Baylor	39	22	61	11.0-69	6-45	4	1-0	0-0	3	4	0	4-4	1	0	0	0	39
10/14/2023	Kansas St.	41	28	69	6.0-14	1-8	0	0-0	0-0	0	3	0	3-3	0	0	0	0	21
Texas Tech		313	166	479	42.0-168	15-92	8	3-0	5-82	10	19	2	26-26	1	0	0	23	226
Opponents		296	148	444	27.0-138	16-112	4	2-0	9-73	15	32	1	17-17	1	2	0	31	176

Date	Opponent	Punting							Field Goals			Kickoffs						
		no.	yds	avg	long	blkd	tb	fc	50+	i20	md-att	long	blkd	no.	yds	avg	tb	ob
09/02/2023	at Wyoming	4	199	49.8	54	0	1	3	3	2	2-5	54	1	5	325	65.0	5	0
09/09/2023	Oregon	2	89	44.5	52	0	0	1	1	1	1-2	45	0	6	384	64.0	4	0
09/16/2023	Tarleton St.	4	195	48.8	53	0	1	0	1	2	2-2	43	0	8	519	64.9	5	0
09/23/2023	at West Virginia	6	294	49.0	54	0	0	2	4	0	2-2	39	0	4	244	61.0	2	0
09/30/2023	Houston	4	199	49.8	59	0	2	1	2	1	0-0	0	0	8	511	63.9	6	0
10/07/2023	at Baylor	3	144	48.0	53	0	0	3	1	3	1-1	37	0	7	447	63.9	2	0
10/14/2023	Kansas St.	4	183	45.8	57	0	1	1	1	0	0-0	0	0	4	255	63.8	3	0
Texas Tech		27	1303	48.3	59	0	5	11	13	9	8-12	54	1	42	2685	63.9	27	0
Opponents		33	1339	40.6	63	1	0	16	6	10	11-12	56	0	35	2220	63.4	17	1



OPPONENTS GAME-BY-GAME STATS

Date	Opponent	Rushing				Receiving				Passing				Kick Returns				Punt Returns				tot off
		no.	yds	td	lg	no.	yds	td	lg	cmp-att-int	yds	td	lg	no.	yds	td	lg	no.	yds	td	lg	
09/02/2023	at Wyoming	44	171	2	17	18	149	2	25	18-34-0	149	2	25	0	0	0	0	0	0	0	0	320
09/09/2023	Oregon	31	113	1	16	32	359	2	72	32-44-0	359	2	72	2	37	0	20	0	0	0	0	472
09/16/2023	Tarleton St.	36	145	0	25	24	197	0	33	24-44-3	197	0	33	3	58	0	24	0	0	0	0	342
09/23/2023	at West Virginia	42	157	1	19	13	99	1	21	13-22-2	99	1	21	2	31	0	16	3	45	0	20	256
09/30/2023	Houston	34	153	0	18	30	336	4	49	30-42-0	336	4	49	2	27	0	17	1	-1	0	0	489
10/07/2023	at Baylor	30	17	0	12	22	324	1	71	22-38-0	324	1	71	5	104	0	28	0	0	0	0	341
10/14/2023	Kansas St.	47	272	5	30	14	163	0	42	14-18-0	163	0	42	1	16	0	16	2	-1	0	2	435
Opponents		264	1028	9	30	153	1627	10	72	153-242-5	1627	10	72	15	273	0	28	6	43	0	20	2655
Texas Tech		251	1255	10	58	151	1615	16	46	151-258-9	1615	16	46	17	441	1	100	4	91	1	43	2870

Opponents Averages

Games	Avg/ rush	Avg/ catch	Pass effic	KR avg	PR avg	All purpose avg/game	Total offense avg/game
7	3.9	10.6	129.2	18.2	7.2	434.9	379.3

Date	Opponent	Tackles			Sacks no-yds	Fumble ff fr-yds	Pass Defense			blkd kick	PAT attempts			off				
		ua	a	total			tfl-yds	int-yds	qbh		brup	kick	rush	rcv	saf	t/o	pts	
09/02/2023	at Wyoming	47	24	71	4.0-18	3-17	0	0-0	1-4	3	10	1	3-3	1	0	0	7	35
09/09/2023	Oregon	42	16	58	5.0-44	4-42	2	1-0	3-45	2	2	0	3-3	0	1	0	7	38
09/16/2023	Tarleton St.	44	18	62	6.0-18	3-13	0	0-0	1-0	2	2	0	0-0	0	0	0	0	3
09/23/2023	at West Virginia	42	28	70	4.0-24	2-20	1	0-0	0-0	5	11	0	2-2	0	0	0	0	20
09/30/2023	Houston	33	22	55	3.0-7	1-1	0	0-0	0-0	1	3	0	4-4	0	0	0	0	28
10/07/2023	at Baylor	38	22	60	2.0-12	1-11	1	1-0	1-0	0	2	0	0-0	0	1	0	3	14
10/14/2023	Kansas St.	50	18	68	3.0-15	2-8	0	0-0	3-24	2	2	0	5-5	0	0	0	14	38
Opponents		296	148	444	27.0-138	16-112	4	2-0	9-73	15	32	1	17-17	1	2	0	31	176
Texas Tech		313	166	479	42.0-168	15-92	8	3-0	5-82	10	19	2	26-26	1	0	0	23	226

Date	Opponent	Punting							Field Goals			Kickoffs						
		no.	yds	avg	long	blkd	tb	fc	50+	i20	md-att	long	blkd	no.	yds	avg	tb	ob
09/02/2023	at Wyoming	5	219	43.8	57	0	0	2	1	0	2-2	56	0	5	315	63.0	3	0
09/09/2023	Oregon	4	164	41.0	63	0	0	2	1	1	3-3	34	0	8	520	65.0	7	0
09/16/2023	Tarleton St.	5	191	38.2	41	0	0	4	0	2	1-1	21	0	2	130	65.0	0	0
09/23/2023	at West Virginia	6	246	41.0	50	0	0	3	1	2	2-2	46	0	5	308	61.6	0	0
09/30/2023	Houston	5	181	36.2	56	1	0	2	1	1	0-1	0	0	5	311	62.2	3	0
10/07/2023	at Baylor	3	119	39.7	43	0	0	1	0	0	2-2	33	0	3	181	60.3	1	1
10/14/2023	Kansas St.	5	219	43.8	55	0	0	2	2	4	1-1	47	0	7	455	65.0	3	0
Opponents		33	1339	40.6	63	1	0	16	6	10	11-12	56	0	35	2220	63.4	17	1
Texas Tech		27	1303	48.3	59	0	5	11	13	9	8-12	54	1	42	2685	63.9	27	0

GAME-BY-GAME INDIVIDUAL STATS | OFFENSE**PASSING**

#2 Behren Morton	Comp	Att	Int	Pct	Yards	TD	Long	Sacked	Effic.
Tarleton St.	8	13	1	61.5	72	2	15	1-2	143.4
West Virginia	13	37	0	35.1	158	1	26	2-20	79.9
Houston	14	22	0	63.6	161	2	34	1-1	155.1
Baylor	19	26	1	73.1	180	3	24	1-11	161.6
Kansas St.	14	21	0	66.7	125	0	31	2-8	116.7
Totals	68	119	2	57.1	696	8	34	7-42	125.1

#12 Tyler Shough	Comp	Att	Int	Pct	Yards	TD	Long	Sacked	Effic.
Wyoming	31	47	1	66.0	338	3	33	3-17	143.2
Oregon	24	38	3	63.2	282	3	34	4-42	135.8
Tarleton St.	10	20	0	50.0	123	1	46	2-11	118.2
West Virginia	2	6	0	33.3	3	0	6	0-0	37.5
Totals	67	111	4	60.4	746	7	46	9-70	130.4

#17 Jake Strong	Comp	Att	Int	Pct	Yards	TD	Long	Sacked	Effic.
Kansas St.	16	28	3	57.1	173	1	43	0-0	99.4
Totals	16	28	3	57.1	173	1	43	0-0	99.4

Rushing

Player	No-Yds/TD	UW	Oregon	TSU	WVU	UH	Baylor	KState
Tahj Brooks	131-786/5	11-39/1	7-71/0	19-158/0	25-149/0	21-101/2	31-170/1	17-98/1
Tyler Shough	48-149/2	15-36/0	23-101/1	6-0/1	4-12/0	DNP	DNP	DNP
Cam'Ron Valdez	24-174/1	6-20/0	DNP	DNP	-	6-111/1	6-21/0	6-22/0
Behren Morton	23-16/2	DNP	DNP	3-11/0	8--12/0	4-10/0	2--1/1	6-8/1
Nehemiah Martinez I	12-64/0	DNP	-	6-38/0	1-11/0	5-15/0	-	-
Bryson Donnell	4-15/0	-	-	4-15/0	-	-	-	-
Xavier White	4-3/0	-	2-2/0	1--1/0	-	1-2/0	-	-
Jake Strong	1-54/0	DNP	DNP	DNP	DNP	DNP	DNP	1-54/0

Receiving

Player	No-Yds/TD	UW	Oregon	TSU	WVU	UH	Baylor	KState
Myles Price	31-304/4	6-65/1	4-31/1	2-22/1	-	5-63/1	10-90/0	4-33/0
Jerand Bradley	27-298/4	8-88/1	5-83/1	4-40/0	3-30/1	1-5/0	1-6/0	5-46/1
Xavier White	19-219/0	4-28/0	4-45/0	1-7/0	3-45/0	3-53/0	1-9/0	3-32/0
Jordan Brown	14-175/1	2-51/0	-	6-73/1	2-27/0	DNP	DNP	4-24/0
Drae McCray	14-114/0	5-42/0	1-31/0	1-9/0	3-18/0	-	2-17/0	2--3/0
Mason Sharp	11-120/2	1-10/0	4-37/1	3-43/1	1-14/0	2-16/0	DNP	DNP
Tahj Brooks	11-57/0	2-12/0	4-18/0	-	1-6/0	1--5/0	1-4/0	2-22/0
Coy Eakin	8-131/1	DNP	DNP	DNP	1-9/0	-	2-20/1	5-102/0
Baylor Cupp	6-63/2	-	1-6/0	DNP	1-12/0	1-4/0	2-34/2	1-7/0
Jayden York	3-30/1	2-22/1	-	-	-	-	-	1-8/0
Cam'Ron Valdez	3-27/0	-	DNP	DNP	-	-	-	3-27/0
Loic Fouonji	2-45/1	1-20/0	-	-	-	1-25/1	-	-
Nehemiah Martinez I	1-31/0	DNP	1-31/0	-	-	-	-	-
J.J. Sparkman	1-1/0	-	-	1-1/0	-	-	-	-

DEFENSIVE STATISTICS**Team Defense**

##	Player	gp	Tackles				tfl/yds	Sacks no-yds	Pass defense			Fumbles		blkd	
			ua	a	tot				int-yds	brup	qbh	fr-yds	ff	kick	saf
13	Ben Roberts	7	29	27	56	4.5-27	0.5-2	1-5	.	.	.	2	.	.	
8	Jesiah Pierre	6	27	23	50	1.5-7	0.5-5	.	.	.	1-0	.	.	.	
1	Dadrion Taylor-Demerson	7	34	10	44	0.5-0	.	1-0	3	2	
9	CJ Baskerville	5	23	9	32	3.5-13	.	.	3	1	
95	Jaylon Hutchings	7	14	14	28	7-26	3-16	.	.	2	
18	Tyler Owens	6	22	4	26	.	.	.	1	
24	Malik Dunlap	7	15	3	18	0.5-1	.	3-77	1	
6	Myles Cole	7	10	8	18	3-21	2.5-18	.	1	1	
7	Steve Linton	7	12	6	18	4.5-22	3-18	.	.	.	1-0	2	.	.	
11	Charles Esters III	7	5	10	15	2-17	2-17	1	.	.	
97	Tony Bradford Jr.	7	7	8	15	2.5-14	1.5-11	1	.	.	
0	Rayshad Williams	7	12	3	15	1-1	.	.	4	
32	Tyrique Matthews	5	11	3	14	1-1	
35	Miquel Dingle Jr	4	8	4	12	1.5-3	
14	Joseph Adedire	6	9	3	12	2.5-2	.	.	.	1	
27	Brenden Jordan	7	11	1	12	1-1	.	.	1	
12	Bralyn Lux	6	7	2	9	1.5-4	.	.	4	
98	E'Maurion Banks	3	7	1	8	1.5-3	0.5-1	
3	Bryce Ramirez	6	6	2	8	
41	Ty Kana	3	4	3	7	
25	Chapman Lewis	6	5	2	7	
5	Quincy Ledet	7	3	3	6	1	.	1	.	.	
45	Terrell Tilmon	7	3	2	5	1-2	1-2	
21	Cameron Watts	7	2	3	5	
28	Jordan Sanford	5	3	2	5	
40	Wesley Smith	3	3	1	4	1-1	
93	Trevon McAlpine	5	4	.	4	
2	Jalon Peoples	3	4	.	4	
50	Trent Low	1	.	4	4	0.5-2	0.5-2	
33	Harvey Dyson III	6	1	2	3	2	
19	Dylan Spencer	4	1	1	2	
14	Xavier White	7	2	.	2	
91	Blake Burris	3	1	1	2	.	.	.	1	
10	Jacob Rodriguez	1	2	.	2	1-0	1	.	.	
38	Reese Burkhardt	7	1	.	1	
20	Nehemiah Martinez I	6	.	1	1	
1	Myles Price	7	1	.	1	
30	Jackson Knotts	7	1	.	1	
51	Jayden Cofield	1	1	.	1	
22	Maurion Horn	4	1	.	1	
94	Braylon Rigsby	1	1	.	1	

GAME-BY-GAME INDIVIDUAL STATS | DEFENSE**Total Tackles**

Player	S-A	Total	UW	Oregon	TSU	WVU	UH	Baylor	KState
Ben Roberts	29-27	56	0-1	5-7	2-2	4-7	8-2	5-2	5-6
Jesiah Pierre	27-23	50	10-4	3-3	5-0	5-7	DNP	2-4	2-5
Dadrion Taylor-Demerson	34-10	44	5-0	11-1	4-0	3-3	2-0	3-3	6-3
CJ Baskerville	23-9	32	3-1	DNP	3-3	4-3	9-0	4-2	DNP
Jaylon Hutchings	14-14	28	2-0	3-2	3-1	3-3	1-2	2-2	0-4
Tyler Owens	22-4	26	2-0	4-1	DNP	1-2	10-0	2-0	3-1
Malik Dunlap	15-3	18	3-0	0-2	2-0	1-0	2-0	1-0	6-1
Steve Linton	12-6	18	4-1	1-1	-	1-2	0-1	3-0	3-1
Myles Cole	10-8	18	1-0	0-1	3-1	3-3	2-0	1-3	-
Rayshad Williams	12-3	15	2-0	5-0	0-2	-	2-1	2-0	1-0
Tony Bradford Jr.	7-8	15	1-2	0-1	1-1	1-1	3-0	1-1	0-2
Charles Esters III	5-10	15	-	2-5	-	-	1-1	1-3	1-1
Tyrique Matthews	11-3	14	5-1	DNP	DNP	3-0	1-1	-	2-1
Brenden Jordan	11-1	12	-	2-0	4-0	-	-	-	5-1
Joseph Adedire	9-3	12	-	1-1	DNP	2-2	2-0	1-0	3-0
Miquel Dingle Jr	8-4	12	DNP	DNP	1-2	1-1	3-1	3-0	DNP
Bralyn Lux	7-2	9	2-0	2-1	3-0	-	0-1	-	DNP
E'Maurion Banks	7-1	8	2-1	DNP	DNP	DNP	DNP	4-0	1-0
Bryce Ramirez	6-2	8	0-1	2-0	1-0	0-1	2-0	1-0	DNP
Chapman Lewis	5-2	7	DNP	-	2-0	-	2-2	1-0	-
Ty Kana	4-3	7	DNP	-	4-2	0-1	DNP	DNP	DNP
Quincy Ledet	3-3	6	2-0	0-1	1-0	0-1	-	0-1	-
Jordan Sanford	3-2	5	DNP	0-1	1-0	2-1	-	DNP	-
Terrell Tilmon	3-2	5	-	-	1-0	0-2	1-0	1-0	-
Cameron Watts	2-3	5	-	-	1-1	0-2	-	1-0	-
Jalon Peoples	4-0	4	-	DNP	3-0	DNP	1-0	DNP	DNP
Trevon McAlpine	4-0	4	-	DNP	2-0	1-0	1-0	-	DNP
Wesley Smith	3-1	4	-	2-1	1-0	DNP	DNP	DNP	DNP
Trent Low	0-4	4	0-4	DNP	DNP	DNP	DNP	DNP	DNP
Harvey Dyson III	1-2	3	-	DNP	1-0	-	-	0-1	0-1
Jacob Rodriguez	2-0	2	2-0	DNP	DNP	DNP	DNP	DNP	DNP
Xavier White	2-0	2	-	-	-	-	-	-	2-0
Dylan Spencer	1-1	2	DNP	DNP	1-1	-	-	-	DNP
Blake Burris	1-1	2	-	1-1	-	DNP	DNP	DNP	DNP
Myles Price	1-0	1	1-0	-	-	-	-	-	-
Maurion Horn	1-0	1	DNP	DNP	1-0	DNP	-	-	-
Jackson Knotts	1-0	1	-	-	-	-	-	-	1-0
Reese Burkhardt	1-0	1	-	-	-	-	1-0	-	-
Jayden Cofield	1-0	1	DNP	DNP	DNP	DNP	1-0	DNP	DNP
Braylon Rigsby	1-0	1	DNP	DNP	1-0	DNP	DNP	DNP	DNP
Nehemiah Martinez I	0-1	1	DNP	-	-	-	-	-	0-1

GAME-BY-GAME INDIVIDUAL STATS | DEFENSE**TACKLES FOR LOSS**

Player	UA-A	Total	UW	Oregon	TSU	WVU	UH	Baylor	KState
Jaylon Hutchings	5-4	7.0	1.0-5	0.5-1	1.5-2	2.5-11	1.0-3	-	0.5-4
Steve Linton	4-1	4.5	1.0-4	-	-	0.5-0	-	3.0-18	-
Ben Roberts	2-5	4.5	0.5-0	1.5-7	-	0.5-1	-	2.0-19	-
CJ Baskerville	3-1	3.5	1.5-6	DNP	-	-	1.0-5	1.0-2	DNP
Myles Cole	2-2	3.0	-	0.5-3	2.0-13	-	-	0.5-5	-
Joseph Adedire	2-1	2.5	-	0.5-0	DNP	-	-	-	2.0-2
Tony Bradford Jr.	1-3	2.5	-	0.5-2	0.5-1	-	1.0-7	-	0.5-4
Charles Esters III	1-2	2.0	-	-	-	-	-	2.0-17	-
Bralyn Lux	1-1	1.5	1.0-2	0.5-2	-	-	-	-	DNP
Miquel Dingle Jr	1-1	1.5	DNP	DNP	-	0.5-1	1.0-2	-	DNP
E'Maurion Banks	1-1	1.5	0.5-1	DNP	DNP	DNP	DNP	1.0-2	-
Jesiah Pierre	0-3	1.5	-	-	-	-	DNP	0.5-5	1.0-2
Rayshad Williams	1-0	1.0	-	-	-	-	-	1.0-1	-
Brenden Jordan	1-0	1.0	-	-	-	-	-	-	1.0-1
Tyrique Matthews	1-0	1.0	-	DNP	DNP	-	1.0-1	-	-
Wesley Smith	1-0	1.0	-	1.0-1	-	DNP	DNP	DNP	DNP
Terrell Tilmon	1-0	1.0	-	-	1.0-2	-	-	-	-
Dadrion Taylor-Demerson	0-1	0.5	-	-	-	-	-	-	0.5-0
Malik Dunlap	0-1	0.5	-	-	-	-	-	-	0.5-1
Trent Low	0-1	0.5	0.5-2	DNP	DNP	DNP	DNP	DNP	DNP

SACKS

Player	UA-A	Total	UW	Oregon	TSU	WVU	UH	Baylor	KState
Steve Linton	3-0	3	-	-	-	-	-	3-18	-
Jaylon Hutchings	2-2	3	1-5	0.5-1	-	1-6	-	-	0.5-4
Myles Cole	2-1	2.5	-	-	2-13	-	-	0.5-5	-
Charles Esters III	1-2	2	-	-	-	-	-	2-17	-
Tony Bradford Jr.	1-1	1.5	-	-	-	-	1-7	-	0.5-4
Terrell Tilmon	1-0	1	-	-	1-2	-	-	-	-
Jesiah Pierre	0-1	0.5	-	-	-	-	DNP	0.5-5	-
Ben Roberts	0-1	0.5	-	0.5-2	-	-	-	-	-
Trent Low	0-1	0.5	0.5-2	DNP	DNP	DNP	DNP	DNP	DNP
E'Maurion Banks	0-1	0.5	0.5-1	DNP	DNP	DNP	DNP	-	-

Fumbles Forced

Player	Number	UW	Oregon	TSU	WVU	UH	Baylor	KState
Steve Linton	2	-	-	-	-	-	2	-
Ben Roberts	2	-	1	-	-	-	1	-
Quincy Ledet	1	1	-	-	-	-	-	-
Jacob Rodriguez	1	1	DNP	DNP	DNP	DNP	DNP	DNP
Charles Esters III	1	-	-	-	-	-	1	-
Tony Bradford Jr.	1	-	-	-	-	1	-	-

Fumbles Recovered

Player	Number	UW	Oregon	TSU	WVU	UH	Baylor	KState
Steve Linton	1	1	-	-	-	-	-	-
Jesiah Pierre	1	-	-	-	-	DNP	1	-
Jacob Rodriguez	1	1	DNP	DNP	DNP	DNP	DNP	DNP

TEXAS TECH GAME HIGHS**Texas Tech - Game Highs**

RUSHES	42	at Baylor (10/07/2023)
YARDS RUSHING	239	Houston (09/30/2023)
YARDS PER RUSH	6.5	Houston (09/30/2023)
TD RUSHES	3	Houston (09/30/2023)
PASS ATTEMPTS	49	Kansas St. (10/14/2023)
PASS COMPLETIONS	31	at Wyoming (09/02/2023)
YARDS PASSING	338	at Wyoming (09/02/2023)
YARDS PER PASS	7.4	Oregon (09/09/2023)
TD PASSES	3	at Baylor (10/07/2023)
	3	Tarleton St. (09/16/2023)
	3	Oregon (09/09/2023)
	3	at Wyoming (09/02/2023)
TOTAL PLAYS	81	at West Virginia (09/23/2023)
TOTAL OFFENSE	480	Kansas St. (10/14/2023)
YARDS PER PLAY	6.8	Houston (09/30/2023)
POINTS	49	Houston (09/30/2023)
SACKS BY	6	at Baylor (10/07/2023)
FIRST DOWNS	27	Oregon (09/09/2023)
PENALTIES	9	at West Virginia (09/23/2023)
PENALTY YARDS	96	at West Virginia (09/23/2023)
TURNOVERS	4	Oregon (09/09/2023)
PUNTS	6	at West Virginia (09/23/2023)
PUNTING AVG	49.8	Houston (09/30/2023)
	49.8	at Wyoming (09/02/2023)
LONG PUNT	59	Houston (09/30/2023)

Texas Tech - Individual Game Highs

RUSHES	31	Tahj Brooks at Baylor (10/07/2023)
YARDS RUSHING	170	Tahj Brooks at Baylor (10/07/2023)
TD RUSHES	2	Tahj Brooks vs Houston (09/30/2023)
LONG RUSH	58	Tyler Shough vs Oregon (09/09/2023)
PASS ATTEMPTS	47	Tyler Shough at Wyoming (09/02/2023)
PASS COMPLETIONS	31	Tyler Shough at Wyoming (09/02/2023)
YARDS PASSING	338	Tyler Shough at Wyoming (09/02/2023)
TD PASSES	3	Behren Morton at Baylor (10/07/2023)
	3	Tyler Shough vs Oregon (09/09/2023)
	3	Tyler Shough at Wyoming (09/02/2023)
LONG PASS	46	Tyler Shough vs Tarleton St. (09/16/2023)
RECEPTIONS	10	Myles Price at Baylor (10/07/2023)
YARDS RECEIVING	102	Coy Eakin vs Kansas St. (10/14/2023)
TD RECEPTIONS	2	Baylor Cupp at Baylor (10/07/2023)
LONG RECEPTION	46	Jordan Brown vs Tarleton St. (09/16/2023)
PUNTS	6	Austin McNamara at West Virginia (09/23/2023)
PUNTING AVG	49.8	Austin McNamara vs Houston (09/30/2023)
	49.8	Austin McNamara at Wyoming (09/02/2023)
LONG PUNT	59	Austin McNamara vs Houston (09/30/2023)
PUNTS INSIDE 20	3	Austin McNamara at Baylor (10/07/2023)
LONG PUNT RETURN	43	Myles Price at Baylor (10/07/2023)
LONG KICKOFF RETURN	100	Drae McCray vs Houston (09/30/2023)
TACKLES	14	Jesiah Pierre at Wyoming (09/02/2023)
SACKS	3	Steve Linton at Baylor (10/07/2023)
TACKLES FOR LOSS	3	Steve Linton at Baylor (10/07/2023)

OPPONENT GAME HIGHS**Opponent - Game Highs**

RUSHES	47	Kansas St. (10/14/2023)
YARDS RUSHING	272	Kansas St. (10/14/2023)
YARDS PER RUSH	5.8	Kansas St. (10/14/2023)
TD RUSHES	5	Kansas St. (10/14/2023)
PASS ATTEMPTS	44	Tarleton St. (09/16/2023)
	44	Oregon (09/09/2023)
PASS COMPLETIONS	32	Oregon (09/09/2023)
YARDS PASSING	359	Oregon (09/09/2023)
YARDS PER PASS	9.1	Kansas St. (10/14/2023)
TD PASSES	4	Houston (09/30/2023)
TOTAL PLAYS	80	Tarleton St. (09/16/2023)
TOTAL OFFENSE	489	Houston (09/30/2023)
YARDS PER PLAY	6.7	Kansas St. (10/14/2023)
POINTS	38	Kansas St. (10/14/2023)
	38	Oregon (09/09/2023)
SACKS BY	4	Oregon (09/09/2023)
FIRST DOWNS	26	Houston (09/30/2023)
PENALTIES	14	Oregon (09/09/2023)
PENALTY YARDS	124	Oregon (09/09/2023)
TURNOVERS	3	Tarleton St. (09/16/2023)
PUNTS	6	at West Virginia (09/23/2023)
PUNTING AVG	43.8	Kansas St. (10/14/2023)
	43.8	at Wyoming (09/02/2023)
LONG PUNT	63	Oregon (09/09/2023)

Opponent - Individual Game Highs

RUSHES	15	Treshaun Ward vs Kansas St. (10/14/2023)
	15	Nicco Marchiol at West Virginia (09/23/2023)
	15	CJ Donaldson at West Virginia (09/23/2023)
	15	Andrew Peasley at Wyoming (09/02/2023)
YARDS RUSHING	118	Treshaun Ward vs Kansas St. (10/14/2023)
TD RUSHES	5	Avery Johnson vs Kansas St. (10/14/2023)
LONG RUSH	30	Avery Johnson vs Kansas St. (10/14/2023)
PASS ATTEMPTS	44	Bo Nix vs Oregon (09/09/2023)
PASS COMPLETIONS	32	Bo Nix vs Oregon (09/09/2023)
YARDS PASSING	359	Bo Nix vs Oregon (09/09/2023)
TD PASSES	4	Donovan Smith vs Houston (09/30/2023)
LONG PASS	72	Bo Nix vs Oregon (09/09/2023)
RECEPTIONS	12	Benjamin Omayebu vs Tarleton St. (09/16/2023)
YARDS RECEIVING	126	Monaray Baldwin at Baylor (10/07/2023)
TD RECEPTIONS	1	Monaray Baldwin at Baylor (10/07/2023)
	1	Samuel Brown vs Houston (09/30/2023)
	1	Bryan Henry vs Houston (09/30/2023)
	1	Dalton Carnes vs Houston (09/30/2023)
	1	Joseph Manjack IV vs Houston (09/30/2023)
	1	Kole Taylor at West Virginia (09/23/2023)
	1	Tez Johnson vs Oregon (09/09/2023)
	1	Troy Franklin vs Oregon (09/09/2023)
	1	Caleb Driskill at Wyoming (09/02/2023)
	1	John Michael Gyllenborg at Wyoming (09/02/2023)
LONG RECEPTION	72	Troy Franklin vs Oregon (09/09/2023)
FIELD GOALS	3	Camden Lewis vs Oregon (09/09/2023)
LONG FIELD GOALS	56	John Hoyland at Wyoming (09/02/2023)
PUNTS	6	Oliver Straw at West Virginia (09/23/2023)
PUNTING AVG	55.5	Ross James vs Oregon (09/09/2023)
LONG PUNT	63	Ross James vs Oregon (09/09/2023)
PUNTS INSIDE 20	4	Jack Blumer vs Kansas St. (10/14/2023)
LONG PUNT RETURN	20	Preston Fox at West Virginia (09/23/2023)
LONG KICKOFF RETURN	28	Dawson Pendergrass at Baylor (10/07/2023)

GAME PARTICIPATION

##	Player	GP-GS	UW	Oregon	TSU	WVU	UH	Baylor	KState
0	Rayshad Williams	7/6	START	START	START	START	START	XXX	START
0	Cam'Ron Valdez	5/0	XXX	XXX	XXX	XXX	XXX
1	Dadrion Taylor-Demerson	7/7	START	START	START	START	START	START	START
1	Myles Price	7/5	START	XXX	START	XXX	START	START	START
2	Behren Morton	5/3	XXX	XXX	START	START	START
2	Jalon Peoples	3/0	XXX	...	XXX	...	XXX
3	Bryce Ramirez	6/0	XXX	XXX	XXX	XXX	XXX	XXX	...
4	Nate Floyd	0/0
4	Jordan Brown	5/2	XXX	XXX	START	START	XXX
5	Quincy Ledet	7/0	XXX	XXX	XXX	XXX	XXX	XXX	XXX
6	Myles Cole	7/7	START	START	START	START	START	START	START
6	J.J. Sparkman	7/1	XXX	START	XXX	XXX	XXX	XXX	XXX
7	Steve Linton	7/3	START	START	START	XXX	XXX	XXX	XXX
8	Jesiah Pierre	6/6	START	START	START	START	...	START	START
8	Coy Eakin	4/3	XXX	START	START	START
9	Jerand Bradley	7/7	START	START	START	START	START	START	START
9	CJ Baskerville	5/4	XXX	...	START	START	START	START	...
10	Jacob Rodriguez	1/1	START
10	Drae McCray	7/0	XXX	XXX	XXX	XXX	XXX	XXX	XXX
11	Loic Fouonji	7/1	START	XXX	XXX	XXX	XXX	XXX	XXX
11	Charles Esters III	7/1	XXX	XXX	XXX	XXX	XXX	XXX	START
12	Bralyn Lux	6/4	START	START	START	XXX	XXX	START	...
12	Tyler Shough	4/4	START	START	START	START
13	Brady Boyd	0/0
13	Ben Roberts	7/6	XXX	START	START	START	START	START	START
14	Xavier White	7/2	XXX	START	XXX	START	XXX	XXX	XXX
14	Joseph Adedire	6/4	XXX	XXX	...	START	START	START	START
15	Robert Wooten	2/0	XXX	XXX
15	Jayden York	7/0	XXX	XXX	XXX	XXX	XXX	XXX	XXX
16	Jaden Morris	0/0
16	Marquez Stevenson	0/0
17	Isaac Smith	0/0
17	Jake Strong	1/0	XXX
18	Tyler Owens	6/6	START	START	...	START	START	START	START
18	Will Burns	0/0
19	AJ McCarty	0/0
19	Haydon Wiginton	0/0
19	Dylan Spencer	4/0	XXX	XXX	XXX	XXX	...
20	Nehemiah Martinez I	6/0	...	XXX	XXX	XXX	XXX	XXX	XXX
20	Marcus Ramon-Edwards	0/0
21	Cameron Watts	7/0	XXX	XXX	XXX	XXX	XXX	XXX	XXX
21	Tyler King	0/0
22	Maurion Horn	4/0	XXX	...	XXX	XXX	XXX
22	Bryson Donnell	7/0	XXX	XXX	XXX	XXX	XXX	XXX	XXX
23	Landon Hullaby	1/0	XXX
23	Cooper LaFebre	0/0
24	Malik Dunlap	7/5	XXX	XXX	START	START	START	START	START
24	Anquan Willis	0/0
25	JMaury Davis	0/0
25	Chapman Lewis	6/0	...	XXX	XXX	XXX	XXX	XXX	XXX
26	Sammy Morris IV	3/0	XXX	XXX	XXX
27	Brenden Jordan	7/2	START	START	XXX	XXX	XXX	XXX	XXX
28	Tahj Brooks	7/7	START	START	START	START	START	START	START
28	Jordan Sanford	5/0	...	XXX	XXX	XXX	XXX	...	XXX
29	Chief Collins	7/0	XXX	XXX	XXX	XXX	XXX	XXX	XXX
30	Jackson Knotts	7/0	XXX	XXX	XXX	XXX	XXX	XXX	XXX
30	Miles Thompson	0/0
31	Austin McNamara	7/0	XXX	XXX	XXX	XXX	XXX	XXX	XXX
31	Joseph Plunk	7/0	XXX	XXX	XXX	XXX	XXX	XXX	XXX
32	Tyrique Matthews	5/0	XXX	XXX	XXX	XXX	XXX



GAME PARTICIPATION

##	Player	GP-GS	UW	Oregon	TSU	WVU	UH	Baylor	KState
33	Matthew Young	0/0
33	Harvey Dyson III	6/0	XXX	...	XXX	XXX	XXX	XXX	XXX
34	Bryce Robinson	0/0
35	Miquel Dingle Jr	4/1	XXX	XXX	START	XXX	...
36	Justin Horne	0/0
37	Brook Honore	0/0
38	Reese Burkhardt	7/0	XXX	XXX	XXX	XXX	XXX	XXX	XXX
38	Anthony White	0/0
39	Charles Robinson	0/0
39	Luke Dillingham	0/0
40	Wesley Smith	3/0	XXX	XXX	XXX
41	Ty Kana	3/0	...	XXX	XXX	XXX
42	John Curry	1/0	XXX
43	Henry Teeter	7/0	XXX	XXX	XXX	XXX	XXX	XXX	XXX
43	Chris Lemons	0/0
45	Terrell Tilmon	7/0	XXX	XXX	XXX	XXX	XXX	XXX	XXX
46	Isaiah Crawford	0/0
47	Jacob Mauch	0/0
47	Tanner Allen	0/0
48	Gage Elder	0/0
48	Stone Harrington	0/0
49	Tre'Darius Brown	0/0
50	Trent Low	1/0	XXX
51	Jayden Cofield	1/0	XXX
53	Rusty Staats	7/7	START	START	START	START	START	START	START
54	Kaden Carr	0/0
56	Dennis Wilburn	6/6	START	...	START	START	START	START	START
60	Nick Fattig	0/0
63	Dylan Shaw	0/0
64	Jurrien Loftin	0/0
65	Sheridan Wilson	1/0	XXX
66	Matt Keeler	7/0	XXX	XXX	XXX	XXX	XXX	XXX	XXX
67	Dalton Marryman	0/0
68	Seth Martin	0/0
69	Caleb Rodkey	6/0	XXX	XXX	...	XXX	XXX	XXX	XXX
70	Cole Spencer	5/5	START	START	START	START	START
71	Monroe Mills	7/7	START	START	START	START	START	START	START
72	Landon Peterson	6/0	XXX	...	XXX	XXX	XXX	XXX	XXX
74	Daniel Sill	0/0
75	Jacoby Jackson	7/3	XXX	START	XXX	XXX	XXX	START	START
76	Caleb Rogers	7/7	START	START	START	START	START	START	START
77	Garrett Morphis	0/0
79	Ty Buchanan	5/0	XXX	XXX	XXX	XXX	XXX
80	Mason Tharp	5/5	START	START	START	START	START
82	Drew Hocutt	7/0	XXX	XXX	XXX	XXX	XXX	XXX	XXX
83	Jack Esparza	0/0
84	Demarion Crest	0/0
85	Aiden Meeks	0/0
86	TJ West	0/0
87	Kelby Valsin	0/0
88	Baylor Cupp	6/2	XXX	XXX	...	XXX	XXX	START	START
89	Jordan Green	0/0
90	Ansel Nedore	0/0
91	Blake Burris	3/0	XXX	XXX	XXX
93	Trevon McAlpine	5/0	XXX	...	XXX	XXX	XXX	XXX	...
94	Braylon Rigsby	1/0	XXX
95	Jaylon Hutchings	7/7	START	START	START	START	START	START	START
96	Amier Washington	1/0	XXX
97	Tony Bradford Jr.	7/7	START	START	START	START	START	START	START
98	E'Maurion Banks	3/0	XXX	XXX	XXX
99	Gino Garcia	7/0	XXX	XXX	XXX	XXX	XXX	XXX	XXX
99	Sam Carrell	1/0	XXX

MISCELLANEOUS TRENDS

OPENING DRIVE - OFFENSE

OPPONENT	1st	2nd
	Half	Half
at Wyoming	Touchdown	Punt
Oregon	Touchdown	Touchdown
Tarleton State	Punt	Punt
at West Virginia	Punt	Punt
Houston	Touchdown	Punt
at Baylor	Touchdown	Turnover (INT)
Kansas State	Punt	Turnover on Downs
at BYU	--	--
TCU	--	--
at Kansas	--	--
UCF	--	--
at Texas	--	--

OPENING DRIVE - DEFENSE

OPPONENT	1st	2nd
	Half	Half
at Wyoming	Punt	Touchdown
Oregon	Punt	Punt
Tarleton State	INT	Punt
at West Virginia	Punt	Punt
Houston	Touchdown	Punt
at Baylor	Turnover on Downs	Turnover on Downs
Kansas State	FG	Punt
at BYU	--	--
TCU	--	--
at Kansas	--	--
UCF	--	--
at Texas	--	--

RED RAIDERS ON COIN FLIPS

OPPONENT	Coin		Result
	Flip	Decision	
at Wyoming	L	Opp. Deferred	L, 35-33 ^{2OT}
Oregon	W	Deferred	L, 38-30
Tarleton State	W	Received	W, 41-3
at West Virginia	L	Opp. Received	L, 20-13
Houston	W	Deferred	W, 49-28
at Baylor	L	Opp. Deferred	W, 39-14
Kansas State	W	Deferred	L, 38-21
at BYU	-	--	--
TCU	-	--	--
at Kansas	-	--	--
UCF	-	--	--
at Texas	-	--	--

GAME-OPENING DRIVES

OPPONENT	TEXAS TECH			OPPONENTS		
	PTS	PLAYS	YDS	PTS	PLAYS	YDS
at Wyoming	7	6	76	0	3	2
Oregon	7	6	85	0	8	24
Tarleton State	0	3	-1	0	3	3
at West Virginia	0	3	3	0	5	20
Houston	7	12	74	7	12	75
at Baylor	7	11	75	0	7	34
Kansas State	0	6	20	3	8	50
at BYU	-	-	-	-	-	-
TCU	-	-	-	-	-	-
at Kansas	-	-	-	-	-	-
UCF	-	-	-	-	-	-
at Texas	-	-	-	-	-	-

SECOND HALF OPENING DRIVES

OPPONENT	TEXAS TECH			OPPONENTS		
	PTS	PLAYS	YDS	PTS	PLAYS	YDS
at Wyoming	0	3	2	7	13	76
Oregon	7	5	75	0	3	-1
Tarleton State	0	5	23	0	5	19
at West Virginia	0	5	13	0	3	9
Houston	0	3	-3	0	7	27
at Baylor	0	1	0	0	7	49
Kansas State	0	6	21	0	3	4
at BYU	-	-	-	-	-	-
TCU	-	-	-	-	-	-
at Kansas	-	-	-	-	-	-
UCF	-	-	-	-	-	-
at Texas	-	-	-	-	-	-

GIVEAWAYS/TAKEAWAYS

OPPONENT	TAKEAWAY			GIVEAWAY			Dif.
	Fum	Int	Tot	Fum	Int	Tot	
at Wyoming	2	0	2	0	1	1	+1
Oregon	0	0	0	1	3	4	-4
Tarleton State	0	3	3	0	1	1	+2
at West Virginia	0	2	2	0	0	0	+2
Houston	0	0	0	0	0	0	=
at Baylor	1	0	1	1	1	2	-1
Kansas State	0	0	0	0	3	3	-3
at BYU	-	-	-	-	-	-	-
TCU	-	-	-	-	-	-	-
at Kansas	-	-	-	-	-	-	-
UCF	-	-	-	-	-	-	-
at Texas	-	-	-	-	-	-	-
TOTALS	3	5	8	2	9	11	-3

SCORING DRIVE ANALYSIS

YARDAGE	TEXAS TECH		OPPONENTS	
	TD	FG	TD	FG
No Drive	3	-	-	-
Negative Yards	-	1	-	-
0-9	-	2	-	-
10-19	1	1	1	-
20-29	3	-	2	2
30-39	-	-	-	1
40-49	1	1	-	-
50-59	2	2	2	3
60-69	3	1	1	2
70-79	9	-	10	-
80-89	6	-	2	-
90-99	1	-	-	-
TOTALS	29	8	18	8

THREE-AND-OUTS

OPPONENT	TEXAS TECH	OPPONENTS
	3-&-Outs/Drives	3-&-Outs/Drives
at Wyoming	2/14	3/14
Oregon	1/13	3/11
Tarleton State	1/11	2/13
at West Virginia	4/13	4/13
Houston	1/9	2/12
at Baylor	2/13	2/13
Kansas State	2/12	2/13
at BYU	--	--
TCU	--	--
at Kansas	--	--
UCF	--	--
at Texas	--	--
TOTALS	13/85	18/89

SPECIAL TEAMS TACKLES

(All tackles on Special Teams coverage)

Player	Total	KO	Punt
Terrell Tilmon	4	1	3
Miquel Dingle Jr.	3	3	-
Chapman Lewis	3	3	-
Cameron Watts	3	2	1
Bralyn Lux	2	2	-
Ty Matthews	2	2	-
Wesley Smith	1	1	-
Ty Kana	1	-	1
Jesiah Pierre	1	-	1
C.J. Baskerville	1	1	-
Reese Burkhardt	1	1	-
Nehemiah Martinez	1	1	-
Jayden York	1	-	1
Jackson Knotts	1	-	1
TOTALS	25	17	8

TURNOVER CHART

Opponent	Forced by Texas Tech					Forced by Opponent				
	Fum	Int	Tot	Pts Off	Margin	Fum	Int	Tot	Pts Off	
at Wyoming	2	0	2	10	+1	0	1	1	7	
Oregon	0	0	0	0	-4	1	3	4	7	
Tarleton State	0	3	3	10	+2	0	1	1	0	
at West Virginia	0	2	2	3	+2	0	0	0	0	
Houston	0	0	0	0	=	0	0	0	0	
at Baylor	1	0	1	0	-1	1	1	2	3	
Kansas State	0	0	0	0	-3	0	3	3	14	
at BYU	-	-	-	-	-	-	-	-	-	
TCU	-	-	-	-	-	-	-	-	-	
at Kansas	-	-	-	-	-	-	-	-	-	
UCF	-	-	-	-	-	-	-	-	-	
at Texas	-	-	-	-	-	-	-	-	-	
Totals	3	5	8	23	-3	2	9	11	31	

REDZONE CHART

Opponent	Texas Tech			Opponents		
	Scores-Chances (%)	TD (R/P)	FG	Scores-Chances (%)	TD (R/P)	FG
at Wyoming	4-of-4 (100.0)	3 (1/2)	1	5-of-5 (100.0)	4 (2/2)	1
Oregon	4-of-5 (80.0)	3 (1/2)	1	5-of-6 (83.3)	2 (1/1)	3
Tarleton State	4-of-4 (100.0)	3 (1/2)	1	1-of-2 (50.0)	0 (0/0)	1
at West Virginia	2-of-3 (66.6)	1 (0/1)	1	3-of-3 (100.0)	2 (1/1)	1
Houston	3-of-3 (100.0)	3 (2/1)	0	2-of-2 (100.0)	2 (0/2)	0
at Baylor	6-of-8 (75.0)	5 (2/3)	1	2-of-3 (66.6)	0 (0/0)	2
Kansas State	3-of-4 (75.0)	3 (2/1)	0	4-of-4 (100.0)	4 (4/0)	0
at BYU	--	--	--	--	--	--
TCU	--	--	--	--	--	--
at Kansas	--	--	--	--	--	--
UCF	--	--	--	--	--	--
at Texas	--	--	--	--	--	--
Totals	26-of-31 (83.9)	21 (9/12)	5	22-of-25 (88.0)	14 (8/6)	8



TEXAS TECH SCORING DRIVES

at Wyoming	No. of	Total	Drive	Type of	Score	Scoring
<i>drive superlatives</i> →	Plays	Yards	Time	Score	QTR/Time	Play
	6	76	1:49	TD	10/10:34	Price 33-yd catch
	2	26	0:42	TD	10/9:25	York 19-yd catch
	4	-4	1:10	FG	10/4:02	Garcia 54-yd FG
	13	69	2:58	FG	40/0:41	Garcia 27-yd FG
	5	25	--	TD	OT-1	Brooks 6-yd run
	5	25	--	TD	OT-2	Bradley 15-yd catch

Oregon	Plays	Yards	Time	Score	QTR/Time	Scoring Play
	6	85	2:30	TD	10/9:37	Price 18-yd catch
	13	75	5:44	TD	20/13:01	Tharp 7-yd catch
	5	75	2:02	TD	30/12:58	Shough 5-yd run
	3	83	1:04	TD	30/6:16	Bradley 34-yd catch
	12	48	5:14	FG	40/5:13	Garcia 45-yd FG

Tarleton State	Plays	Yards	Time	Score	QTR/Time	Scoring Play
	-	-	-	TD	10/12:33	Dunlap 54-yd INT return
	7	64	2:52	TD	10/8:19	Shough 2-yd run
	7	68	1:59	TD	10/4:36	Tharp 28-yd catch
	13	58	6:05	FG	20/3:17	Garcia 28-yd FG
	4	2	1:39	FG	30/8:35	Garcia 43-yd FG
	4	47	1:05	TD	30/3:50	Price 15-yd catch
<i>most plays (t)</i> →	14	85	5:30	TD	40/10:23	Brown 5-yd catch

at West Virginia	Plays	Yards	Time	Score	QTR/Time	Scoring Play
	6	14	1:54	FG	10/8:40	Garcia 39-yd FG
	13	79	4:42	TD	40/11:54	Bradley 6-yd catch
<i>most plays (t)</i> →	14	59	2:40	FG	40/4:45	Garcia 34-yd FG

Houston	Plays	Yards	Time	Score	QTR/Time	Scoring Play
	-	-	-	TD	10/8:25	100-yd kickoff return
	12	74	4:50	TD	10/1:25	Brooks 7-yd run
	13	75	4:58	TD	20/8:47	Fouonji 25-yd catch
	-	-	-	TD	20/7:18	Fouonji 7-yd block punt return
	8	75	1:32	TD	20/0:44	Brooks 1-yd run
	3	80	0:48	TD	30/9:22	Price 11-yd catch
	5	55	3:07	TD	40/8:47	Valdez 41-yd run

at Baylor	Plays	Yards	Time	Score	QTR/Time	Scoring Play
	11	75	5:14	TD	10/9:46	Eakin 13-yd catch
	7	59	3:01	TD	20/13:06	Cupp 16-yd catch
	4	7	1:08	FG	20/0:09	Garcia 37-yd FG
<i>most time</i> →	13	85	6:24	TD	30/0:38	Cupp 18-yd catch
	8	65	4:19	TD	40/9:15	Brooks 18-yd run
	3	14	0:23	TD	40/3:38	Morton 10-yd run

Kansas State	Plays	Yards	Time	Score	QTR/Time	Scoring Play
<i>most plays (t)</i> →	14	75	6:01	TD	20/11:53	Morton 1-yd run
	7	89	0:54	TD	20/0:23	Brooks 2-yd run
<i>most yards</i> →	10	99	4:04	TD	30/7:31	Bradley 8-yd catch

at BYU	Plays	Yards	Time	Score	QTR/Time	Scoring Play
	-	-	-	-	-/-	--

TCU	Plays	Yards	Time	Score	QTR/Time	Scoring Play
	-	-	-	-	-/-	--

at Kansas	Plays	Yards	Time	Score	QTR/Time	Scoring Play
	-	-	-	-	-/-	--

UCF	Plays	Yards	Time	Score	QTR/Time	Scoring Play
	-	-	-	-	-/-	--

at Texas	Plays	Yards	Time	Score	QTR/Time	Scoring Play
	-	-	-	-	-/-	--

OPPONENT SCORING DRIVES

at Wyoming	No. of	Total	Drive	Type of	Score	Scoring
<i>drive superlatives</i> →	Plays	Yards	Time	Score	QTR/Time	Play
	9	37	4:07	FG	20/14:55	Hoyland 56-yd FG
	5	56	2:30	TD	20/11:20	Driskill 4-yd catch
<i>most time</i> →	13	76	7:31	TD	30/5:37	Scott 16-yd run
	14	65	6:14	FG	40/8:58	Hoyland 31-yd FG
	5	25	--	TD	OT-1	Peasley 5-yd run
	5	25	--	TD	OT-2	Gyllenborg 11-yd catch

Oregon	Plays	Yards	Time	Score	QTR/Time	Scoring Play
	2	75	0:39	TD	10/8:58	Franklin 72-yd catch
	7	60	3:56	TD	10/3:45	Johnson 13-yd catch
	11	56	3:05	FG	20/0:59	Lewis 28-yd FG
<i>most plays</i> →	17	75	6:29	TD	40/14:47	Irving 3-yd run
	6	28	2:32	FG	40/10:27	Lewis 34-yd FG
	10	64	4:03	FG	40/1:10	Lewis 34-yd FG
	-	-	-	TD	40/0:35	Bassa 45-yd INT return

Tarleton State	Plays	Yards	Time	Score	QTR/Time	Scoring Play
	13	71	5:19	FG	40/5:04	Guzman 21-yd FG

at West Virginia	Plays	Yards	Time	Score	QTR/Time	Scoring Play
	13	75	6:47	TD	10/1:53	Donaldson 2-yd run
	12	56	6:08	FG	20/6:34	Hayes 28-yd FG
	6	26	2:58	FG	20/0:25	Hayes 46-yd FG
	7	79	4:16	TD	40/7:33	Taylor 9-yd catch

Houston	Plays	Yards	Time	Score	QTR/Time	Scoring Play
	12	75	6:20	TD	10/8:40	Henry 6-yd catch
	12	74	2:10	TD	10/6:15	Brown 16-yd catch
	5	75	2:40	TD	20/13:45	Manjack 49-yd catch
	9	75	5:02	TD	20/2:16	Carnes 41-yd catch

at Baylor	Plays	Yards	Time	Score	QTR/Time	Scoring Play
	5	42	1:53	FG	20/9:32	Hankins 33-yd FG
	4	76	2:04	TD	40/13:34	Baldwin 71-yd catch
	6	59	2:40	FG	40/6:35	Hankins 33-yd FG

Kansas State	Plays	Yards	Time	Score	QTR/Time	Scoring Play
	8	50	3:32	FG	10/11:28	Tennant 47-yd FG
	5	59	2:15	TD	10/2:54	Johnson 2-yd run
<i>most yards (t)</i> →	7	80	2:44	TD	20/1:20	Johnson 5-yd run
	9	75	7:07	TD	30/2:24	Johnson 30-yd run
	1	11	0:04	TD	30/2:06	Johnson 11-yd run
<i>most yards (t)</i> →	10	80	5:59	TD	40/4:58	Johnson 3-yd run

at BYU	Plays	Yards	Time	Score	QTR/Time	Scoring Play
	-	-	-	-	-/-	--

TCU	Plays	Yards	Time	Score	QTR/Time	Scoring Play
	-	-	-	-	-/-	--

at Kansas	Plays	Yards	Time	Score	QTR/Time	Scoring Play
	-	-	-	-	-/-	--

UCF	Plays	Yards	Time	Score	QTR/Time	Scoring Play
	-	-	-	-	-/-	--

at Texas	Plays	Yards	Time	Score	QTR/Time	Scoring Play
	-	-	-	-	-/-	--



EXPLOSIVE PLAYS - 20-PLUS YARDS

Yards	Opponent	Play	Result
58	Oregon	Shough rush	First Down
54	Houston	Valdez rush	First Down
54	Kansas State	Strong rush	First Down
46	Tarleton St.	Shough pass to Brown	First Down
43	Kansas State	Strong pass to Eakin	First Down
41	Houston	Valdez rush	Touchdown
38	Tarleton St.	Brooks rush	First Down
35	Oregon	Brooks rush	First Down
34	Oregon	Shough pass to Bradley	Touchdown
34	Houston	Morton pass to White	First Down
33	Wyoming	Shough pass to Price	Touchdown
31	Oregon	Shough pass to McCray	First Down
31	Oregon	Shough pass to Martinez	First Down
31	Kansas State	Morton pass to White	First Down
30	Kansas State	Morton pass to Eakin	First Down
30	Kansas State	Brooks rush	First Down
29	Wyoming	Shough pass to Bradley	First Down
28	Tarleton St.	Shough pass to Tharp	Touchdown
27	Wyoming	Shough pass to Brown	First Down
27	West Virginia	Brooks rush	First Down
26	West Virginia	Morton pass to Brown	First Down
25	Houston	Morton pass to Fouonji	Touchdown
24	Wyoming	Shough pass to Brown	First Down
24	Baylor	Morton pass to Price	First Down
24	Baylor	Brooks rush	First Down
22	Oregon	Shough pass to White	First Down
22	Tarleton St.	Brooks rush	First Down
20	Wyoming	Shough pass to Fouonji	First Down
20	Oregon	Shough pass to Bradley	First Down
20	West Virginia	Morton pass to White	First Down
20	Baylor	Morton pass to Price	First Down

Special Teams Explosive Plays - 30-Plus for Kick Returns/20-Plus Yards for Punt Returns

Yards	Opponent	Play	Result
100	Houston	McCray kick return	Touchdown
43	Baylor	Price punt return	First Down
33	Oregon	McCray kick return	First Down
33	Oregon	Price punt return	First Down
33	Houston	Fouonji blocked punt return	Touchdown
32	West Virginia	McCray kick return	First Down

Defensive Explosive Plays

Yards	Opponent	Play	Result
54	Tarleton St.	Dunlap interception return	Touchdown

OPPONENT EXPLOSIVE PLAYS - 20-PLUS YARDS

Yards	Opponent	Play	Result
72	Oregon	Nix pass to Franklin	Touchdown
71	Baylor	Shapen pass to Baldwin	Touchdown
49	Houston	Smith pass to Manjack IV	Touchdown
43	Baylor	Shapen pass to Nabors	First Down
42	Kansas State	Howard pass to Sinnott	First Down
41	Houston	Smith pass to Carnes	Touchdown
39	Baylor	Shapen pass to Baldwin	First Down
34	Houston	Smith pass to Johnson Jr.	First Down
34	Baylor	Shapen pass to Baldwin	First Down
33	Tarleton St.	Gabalis pass to Smith	First Down
31	Oregon	Nix pass to Whittington	First Down
30	Oregon	Nix pass to Ferguson	First Down
30	Kansas State	Johnson rush	Touchdown
25	Wyoming	Peasley pass to Wieland	First Down
25	Oregon	Nix pass to Irving	First Down
25	Tarleton St.	Kelley III rush	First Down
24	Baylor	Shapen pass to Pendergrass	First Down
22	Oregon	Nox pass to Holden	First Down
22	Kansas State	Howard pass to Brooks	First Down
21	Oregon	Nix pass to Herbert	First Down
21	Tarleton St.	Gabalis pass to Britten	First Down
21	West Virginia	Traylon pass to Taylor	First Down
21	Houston	Smith pass to Brown	First Down
21	Kansas State	Johnson pass to Brown	First Down

Special Teams Explosive Plays - 30-Plus for Kick Returns/20-Plus Yards for Punt Returns

Yards	Opponent	Play	Result
--	--	--	--



EXPLOSIVE PLAYS BY THE NUMBERS

	Texas Tech Long Plays				Opponent Long Plays			
	Rush	Pass	Total	ST	Rush	Pass	Total	ST
at Wyoming	0	5	5	0	0	1	1	0
Oregon	2	5	7	2	0	6	6	0
Tarleton State	2	2	4	0	1	2	3	0
at West Virginia	1	2	3	1	0	1	1	0
Houston	2	2	4	2	0	4	4	0
at Baylor	1	2	3	1	0	5	5	0
Kansas State	2	3	5	0	1	3	4	0
at BYU	-	-	-	-	-	-	-	-
TCU	-	-	-	-	-	-	-	-
at Kansas	-	-	-	-	-	-	-	-
UCF	-	-	-	-	-	-	-	-
at Texas	-	-	-	-	-	-	-	-
Totals	10	21	31	6	2	22	24	0

LONGEST PLAYS BY THE NUMBERS (offense only/no special teams)

Long Plays by Yards	NO.	TD
100+	-	-
90-99	-	-
80-89	-	-
70-79	-	-
60-69	-	-
50-59	3	-
40-49	3	1
30-39	10	2
20-29	15	2
Totals	31	5

LONGEST PLAYS BY TYPE

Long Plays by Type (20+)	NO.	TD
Rushing	10	1
Passing	21	4
TOTAL	31	5
Punt returns	3	0
Punt block return	1	1
Kick returns	2	1
Interceptions	1	1
Fumble returns	-	-
TOTAL ALL	38	8

LONGEST PLAYS OF THE YEAR

Play Type	Yardage	Play (Opponent)
Rushing	58	Shough 58-yard run (vs. Oregon)
Rushing Touchdown	41	Valdez 41-yard TD run (vs. Houston)
Passing	46	Shough 46-yard pass to Brown (vs. Tarleton State)
Passing Touchdown	34	Shough 34-yard TD pass to Bradley (vs. Oregon)
Interception Return	54	Dunlap 54-yard interception return (vs. Tarleton State)
Punt Return	43	Price 43-yard punt return (at Baylor)
Punt Block Return	33	Fouonji 33-yard block punt return (vs. Houston)
Kick Return	100	McCray 100-yard punt return (vs. Houston)
Punt	59	McNamara 59-yard punt (vs. Houston)
Field Goal	54	Garcia 54-yard field goal (at Wyoming)

GAME-BY-GAME LEADERS

OPPONENT	PASSING YARDS	RUSHES	RUSH YARDS	RECEPTIONS	RECEIVING YARDS	TACKLES	TACKLES FOR LOSS	SACKS
at Wyoming	338 (Shough)	15 (Shough)	39 (Brooks)	8 (Bradley)	88 (Bradley)	14 (Pierre)	1.5 (Baskerville)	1.0 (Hutchings)
Oregon	282 (Shough)	23 (Shough)	101 (Shough)	5 (Bradley)	83 (Bradley)	12 (Roberts/Taylor-Dem.)	1.5 (Roberts)	0.5 (2 players)
Tarleton State	123 (Shough)	19 (Brooks)	158 (Brooks)	6 (Brown)	73 (Brown)	6 (Baskerville/Kana)	2.0 (Cole)	2.0 (Cole)
at West Virginia	158 (Morton)	25 (Brooks)	149 (Brooks)	3 (3 players)	45 (White)	12 (Pierre)	2.5 (Hutchings)	1.0 (Hutchings)
Houston	161 (Morton)	21 (Brooks)	111 (Valdez)	5 (Price)	63 (Price)	10 (Owens/Roberts)	1.0 (5 players)	1.0 (Bradford Jr.)
at Baylor	180 (Morton)	31 (Brooks)	170 (Brooks)	10 (Price)	90 (Price)	7 (Roberts)	3.0 (Linton)	3.0 (Linton)
Kansas State	173 (Strong)	17 (Brooks)	98 (Brooks)	5 (Bradley/Eakin)	102 (Eakin)	11 (Roberts)	2.0 (Adedire)	0.5 (2 players)
at BYU	--	--	--	--	--	--	--	--
TCU	--	--	--	--	--	--	--	--
at Kansas	--	--	--	--	--	--	--	--
UCF	--	--	--	--	--	--	--	--
at Texas	--	--	--	--	--	--	--	--

GAME-BY-GAME SPECIALIST STATS

GINO GARCIA, K

SCORING	FG	PAT	Points
#99 Garcia	8-12	26-26	50

FIELD GOALS	FGM-FGA	Pct.	01-19	20-29	30-39	40-49	50-59	60+	Lg	Blk
#99 Garcia	8-12	66.7	0-0	2-2	3-3	2-4	1-3	0-0	54	1

#99 Garcia	(Made), Missed, Blocked
at Wyoming	(54), 49, 40, 50, (27)
Oregon	56, (45)
Tarleton State	(28), (43)
at West Virginia	(39), (34)
Houston	no attempts
at Baylor	(37)
Kansas State	no attempts
at BYU	--
TCU	--
at Kansas	--
UCF	--
at Texas	--

REESE BURKHARDT, K

KICKOFFS	No.	Yds	Avg.	TB	OB	RETN	NET	YD-LN
#38 Burkhardt	42	2,685	63.9	27	0	--	--	--
Totals	42	2,685	63.9	27	0	15	41.4	23

#38 Burkhardt	Touchbacks/Kickoffs
at Wyoming	5-for-5
Oregon	4-for-6
Tarleton State	5-for-8
at West Virginia	2-for-4
Houston	6-for-8
at Baylor	2-for-7
Kansas State	3-for-4
at BYU	--
TCU	--
at Kansas	--
UCF	--
at Texas	--

AUSTIN MCNAMARA, P

PUNTING

#31 McNamara	Number-Avg./i20/50+
at Wyoming	4-49.8 / 2 / 3
Oregon	2-44.5 / 1 / 1
Tarleton State	4-48.8 / 2 / 2
at West Virginia	6-49.0 / 0 / 4
Houston	4-49.8 / 1 / 2
at Baylor	3-48.0 / 3 / 1
Kansas State	4-45.8 / 0 / 1
at BYU	--
TCU	--
at Kansas	--
UCF	--
at Texas	--
Totals	27-48.3 / 9 / 14

# - opponent (Qtr.)	Down	Situation	Yards	Action	i20	i10	Note
1 - at Wyoming (1Q)	4-6	TTU33	51	FC	Yes	No	Fair catch at the WYO-16
2 - at Wyoming (2Q)	4-4	TTU46	54	TB	No	No	Touchback to the WYO-00
3 - at Wyoming (2Q)	4-9	TTU48	42	FC	Yes	No	Fair catch at the WYO-10
4 - at Wyoming (3Q)	4-8	TTU24	52	FC	No	No	Fair catch at the WYO-24
5 - Oregon (1Q)	4-12	TTU23	37	FC	No	No	Fair catch at the ORE-40
6 - Oregon (2Q)	4-9	TTU43	52	Downed	Yes	Yes	Downed by Jackson Knotts at the ORE-05
7 - Tarleton State (1Q)	4-11	TTU17	49	Downed	No	No	Downed by Wesley Smith at the TSU-34
8 - Tarleton State (2Q)	4-7	TTU47	53	TB	No	No	Touchback to the TSU-00
9 - Tarleton State (2Q)	4-10	TSU49	46	Downed	Yes	Yes	Downed by Cameron Watts at the TSU-03
10 - Tarleton State (3Q)	4-2	TTU48	47	Downed	Yes	Yes	Downed by Jackson Knotts at the TSU-05
11 - at West Virginia (1Q)	4-7	TTU14	52	FC	No	No	Fair catch at the WVU-34
12 - at West Virginia (1Q)	4-7	TTU42	52	Returned	No	No	Returned 18 yards to the WVU-24 (TKL: Kana, Tilmon)
13 - at West Virginia (2Q)	4-12	TTU20	46	Downed	No	No	Downed by Myles Cole at the WVU-34
14 - at West Virginia (2Q)	4-6	TTU20	38	FC	No	No	Fair catch at the WVU-42
15 - at West Virginia (3Q)	4-25	TTU35	52	Returned	No	No	Returned 20 yards to the WVU-33 (TKL: Tilmon, Watts)
16 - at West Virginia (3Q)	4-9	TTU33	54	Returned	No	No	Returned 7 yards to the WVU-20 (TKL: Pierre)
17 - Houston (3Q)	4-13	TTU22	53	FC	No	No	Fair catch at the HOU-25
18 - Houston (3Q)	4-12	TTU45	46	Returned	Yes	Yes	Returned -1 yards to the HOU-08 (TKL: Tilmon)
19 - Houston (4Q)	4-10	TTU41	59	TB	No	No	Touchback to the HOU-00
20 - Houston (4Q)	4-4	HOU41	41	TB	No	No	Touchback to the HOU-00
21 - at Baylor (1Q)	4-5	TTU46	48	FC	Yes	Yes	Fair catch at the BU-06
22 - at Baylor (2Q)	4-5	TTU46	43	FC	Yes	No	Fair catch at the BU-11
23 - at Baylor (4Q)	4-18	TTU40	53	FC	Yes	Yes	Fair catch at the BU-07
24 - Kansas State	4-11	TTU35	42	Returned	No	No	Returned 12 yards to the KSU35 (TKL: York) *holding penalty on return; ball spotted at KSU10*
25 - Kansas State	4-5	TTU20	39	FC	No	No	Fair catch at the KSU-41
26 - Kansas State	4-11	TTU30	45	Returned	No	No	Returned 2 yards to the KSU-27 (TKL: Knotts)
27 - Kansas State	4-6	TTU43	57	TB	No	No	Touchback to the KSU-00
Totals			13/27 50+		9/27 i20	6/27 i10	



POSTGAME NOTES

GAME
7

21

TEXAS TECH RED RAIDERS

3-4, 2-2 Big 12

VS

KANSAS STATE WILDCATS

4-2, 2-1 Big 12

38



Oct. 14, 2023 | 6:05 p.m. CT | Jones AT&T Stadium | Lubbock, Texas | FSI

TEXAS TECH

Record	3-4 Overall; 2-2 Big 12
Streak	L1
Head Coach	Joey McGuire
Career Record	11-9 (2nd Season)
Record vs. Kansas State	0-2
Today's attendance	56,200
Kickoff temperature	66 degrees
Length of Game	3:25

TODAY'S STARTERS

(Offense) - (LT) Monroe Mills, (LG) Jacoby Jackson, (C) Rusty Staats, (RG) Dennis Wilburn, (RT) Caleb Rogers, (QB) Behren Morton, (RB) Tahj Brooks, (TE) Baylor Cupp, (WR) Myles Price, (WR) Coy Eakin, (WR) Jerand Bradley

(Defense) - (NT) Jaylon Hutchings, (DT) Tony Bradford Jr., (EDGE) Myles Cole, (LB-WILL) Jesiah Pierre, (LB-MIKE) Ben Roberts, (OLB) Joseph Adedire, (OLB) Charles Esters, (CB) Rayshad Williams (S) Dadrion Taylor-Demerson, (S) Tyler Owens, (CB) Malik Dunlap

NOTING THE RED RAIDERS

OFFENSE

QB, Behren Morton (So.)

- Did not return to the contest after halftime due to injury.
- Was 14-of-21 with 125 passing yards and one touchdown while being sacked a season-high two times in the first half after being sacked once in each of his first two starts this season.

QB, Jake Strong (Fr.)

- Strong became the third Red Raider true freshman quarterback over the past 10 seasons (since 2014) to make his debut against a Big 12 foe, joining starter Behren Morton (2021 at Kansas) and Patrick Mahomes II (2014 at Oklahoma State). During that same time period, Texas Tech also utilized one other true freshman quarterback in Alan Bowman in 2018. Bowman made his career debut in the season opener that season versus Ole Miss.
- Entered to start the second half for first game action of his career. With the second drive of the third quarter, led a 99-yard scoring drive, spearheaded by a 54-yard rush and then capped by an 8-yard TD pass. Both aforementioned plays came on third down as the Red Raiders were 2-for-2 on third down on the drive.

RB, Tahj Brooks (Sr.)

- With 98 rushing yards on Saturday, moved past three Red Raiders on the all-time career rushing yardage list - Doug McCutchen (1970-72; 2,222), Shannon Woods (2005-08) and Donny Anderson (1963-65) - and into 11th all-time with 2,300 career yards.
- His streak of 100-yard rushing games was snapped at four, finishing two yards short of that mark with 98.

WR, Coy Eakin (RFr.)

- Led Texas Tech with 102 receiving yards; his first career 100-yard game and the Red Raiders' first individual on the team in 2023 to record one.
- Recorded a single game career-best five receptions; matching teammate Jerand Bradley's five on Saturday night.

WR, Jerand Bradley (So.)

- Caught his 10th career receiving touchdown in the third quarter. It was an 8-yard catch, and his first TD catch after being held without one over the previous two games. It was his fourth of the season and first since the Red Raiders' game at West Virginia.

DEFENSE

LB, Ben Roberts (RFr.)

- In Roberts' sixth career start, he owned the Red Raiders' top tackles total for the fourth time finishing with a team-high 11 tackles.
- Roberts owns game with 55 tackles over his first six career starts this season and leads the team with 56 tackles for the season.
- Registered his fourth double-digit tackle game.

OLB, Joseph Adedire (So.)

- Recorded a single game career-high 2.0 TFLs, which were two of this three tackles on the night.

DB, Malik Dunlap (Sr.)

- Recorded a single game career-high seven tackles.

GETTING STARTED

- Today's weather at kickoff: 66 degrees, 4 mph winds from the northwest and clear skies.
- Texas Tech won the coin toss and chose to defer to the second half. Kansas State started the first half with the ball.
- Texas Tech wore black helmets with black jerseys and black pants against Kansas State.
- Today's game captains were Tony Bradford Jr., Baylor Cupp, Dadrion Taylor-Demerson and Dennis Wilburn.
- Today's attendance: 56,200 - it is the highest attended game all-time in the series.

TODAY'S LOSS...

- Gives Texas Tech a 9-15 all-time record against Kansas State.
 - The Wildcats extend their winning streak to eight games over the Red Raiders; Tech's last win was in 2015.
- Gives Texas Tech a 6-14 all-time record against Kansas State in Big 12 competition.
- Gives Texas Tech an 7-7 record against Kansas State in games played in Lubbock.
- Gives Texas Tech a 2-2 record in Big 12 games in 2023.
 - It gives the Red Raiders a 2-2 start in league play for the third-straight season.
- Drops Joey McGuire's career record to 9-4 versus unranked opponents.
- Drops Joey McGuire's career record to 8-3 in games played at Jones AT&T Stadium.

TEAM NOTES

- Texas Tech was held without points in the first quarter for the first time this season.
- The Red Raiders rushed for 182 yards against Kansas State's Big 12 best rush defense that entered the game allowing 93.4 yards per game. KSU has allowed 100 yards rushing or better in each of its Big 12 conference games this season.
- Tech allowed its second explosive rushing play of the season, and first since Sept. 16, when K-State scored on a 30-yard quarterback keeper on 3rd-and-10 trailing 21-17 to the Red Raiders. The Red Raiders entered the game as one of eight programs in FBS football to have allowed just one explosive rush or less (UCLA-0, Wash-0, Iowa-1, Kentucky-1, Miami-1, Ohio State-1, Rutgers-1, Texas Tech-1).
- Texas Tech's offensive line has allowed four sacks in its last three games, surrendering two on Saturday and one in each of the previous two games.
- The winner between Texas Tech and K-State had been decided by one possession or less in each of the last three meetings inside Jones AT&T Stadium. K-State's 17-point margin of victory was greater than the combined margin from each of its last three wins in Lubbock coming into the game (11).
- Texas Tech finished 3-for-5 on fourth down attempts as the Red Raiders were plus-7 overall on the plus/minus scale as a result of those decisions. The Red Raiders were previously 10-4 under Joey McGuire when leading the plus/minus scale on fourth-down decisions with four of those losses coming this season.
- Texas Tech had only given up 18 second-half points in its previous three Big 12 contests this season until allowing 21 tonight versus Kansas State.
- Tech is now 2-9 if scoring 34 or less in a game in the last two seasons.
- Texas Tech had not surrendered a single point in the third quarter of its previous three Big 12 games and had only given up seven points in the quarter all season. K-State had 14 points in the third quarter.
- The Red Raiders' 99-yard scoring drive was its first 99-yard drive since Sept. 8, 2012 against Texas St on Sept. 8, 2012.

MEDIA INFORMATION



MATT DOWDY
Assistant A.D.
806-928-5190
matthew.dowdy@ttu.edu



MATT BURKHOLDER
Director
559-862-3771
matt.burkholder@ttu.edu



CHRIS DUARTE
Associate Director
954-937-3254
chris.duarte@ttu.edu

TEXAS TECH ATHLETICS COMMUNICATIONS
East Stadium Building, Jones AT&T Stadium (Third Floor)
Office: (806) 742-2770 • Fax: (806) 742-1970
2508 6th Street • Lubbock, TX 79409
www.TexasTech.com/Media



CREDENTIAL REQUESTS

Please direct all credential requests to the online credential portal located at www.sportssystem.com/TexasTech. Confirmation of your request will be made upon review by Matt Dowdy. Credentials are limited to members of the working media who are assigned to cover Texas Tech Football. Credentials must be requested online by 5 p.m. Tuesday each week. All requests will be held for pickup until 5 p.m. Friday at the Athletics Communications office (third floor of Whitacre Athletic Center, East Stadium Building). Credentials not picked up by 5 p.m. Friday will be available at Media Will Call located on the northwest side of Jones AT&T Stadium.

WEEKLY MEDIA LUNCHEON

During the season, Texas Tech head coach Joey McGuire will host a weekly media luncheon inside the Football Training Facility, located next to Jones AT&T Stadium. The event will be held each Monday during the regular season, excluding the bye week. McGuire will be joined each week by defensive coordinator Tim DeRuyter and offensive coordinator Zach Kittley. Lunch will be served at 11:30 a.m. each Monday followed by a 12:30 p.m. press conference.

WEEKLY AVAILABILITY SCHEDULE

In addition to the Monday press conference, select student-athletes will be available following practice each Tuesday inside the Sports Performance Center. Practice is expected to conclude around 10:30 a.m. each week with interviews to follow. All specific student-athlete requests should be submitted by 10 a.m. Monday each week during the season.

INTERVIEW REQUESTS

Please direct all interview requests for head coach Joey McGuire to Matt Dowdy; members of the Texas Tech coaching staff and student-athletes to Matt Dowdy or Matt Burkholder. Contacting student-athletes or coaches directly through text message or social media is strictly prohibited and could result in loss of credentials.

USE OF TEXAS TECH PHOTOGRAPHY

The use of Texas Tech photos is prohibited without prior approval from the athletics communications office. Texas Tech does not grant permission for use of its photos for social media content purposes. Texas Tech will provide courtesy headshots and action shots upon requests for editorial purposes.

VIDEO HIGHLIGHTS/NEWS CONFERENCE

Video from news conferences and games will be available to the media via YouTube. Broadcast quality video footage (game highlights, post-practice interviews, post-game interviews, etc) are available by request through the athletics communications office.

PHOTO REQUESTS

Please submit your requests to Chris Duarte.

COLLEGEPRESSBOX.COM

Collegepressbox is the official media website for Division I football. Access and download game notes, quotes, statistics, media guides, headshots, logos and more for all FBS schools, conferences, postseason games, awards and the College Football Playoff. For access, please register for an account at collegepressbox.com/register.

LIVE STREAMING

Live video streaming of any Texas Tech Athletics event, including news conferences, on ANY social media platform is strictly prohibited without prior approval from the athletics communications office.

USE OF AUDIO/VIDEO

Any media entity collecting any sort of "video or audio materials" (film, traditional video or audio, digital video or audio, photos, etc.) from Texas Tech University Athletics game events or press conference/media events may use that material only for traditional television newscasts, web-based or print coverage, or other electronic transmission as approved by the University in writing, with a limitation of up to three (3) minutes in length from any single event. Such media entity may not offer any live video, audio or other coverage of the event without the advance, written permission of Texas Tech University Athletics. This policy includes all games, matches and events involving any of Texas Tech's athletic programs. It includes all media events -- press conferences, pre/post-practice interviews and pre/post-game interviews. An exception would be a one-on one interview arranged through the Texas Tech Athletics Communications office with a Texas Tech, coach, athlete or administrator.

TEXAS TECH SPORTS NETWORK

The Texas Tech Sports Network from Learfield Sports will carry all the exciting action of Red Raider Football beginning with the season opener with Wyoming and all the way through the bowl season. Brian Jensen (play-by-play) and John Harris (color analyst) return to the broadcast booth and will be joined on the sidelines by Chris Level (sidelines).

Fans outside the coverage area will once again be able to listen to Red Raider games live on the Internet through Texas-Tech+. By logging onto www.TexasTech.com, live play-by-play of Texas Tech Football is just a click away. The games also are carried on Sirius/XM Satellite Radio (channel varies).

All games will also be available on the Varsity Network App, available for download in your iTunes or Android store.

2023 RED RAIDER FOOTBALL AFFILIATES

CITY	STATION	FREQUENCY
Abilene/Haskell	KVRP-FM	97.1
Amarillo	KPUR-FM	95.7
Amarillo	KPUR-AM	1440
Andrews	KACT-FM	105.5
Artesia, N.M.	KSVP-AM	990
Artesia, N.M.	KSVP-FM	93.7
Big Spring	KBST-FM	95.7
Big Spring	KBST-FM	103.9
Big Spring	KBST-AM	1490
Brownwood	KQBZ-FM	96.9
Dallas	KFXR-AM	1190
Dumas	KDDD-FM	95.3
Hereford	KPAN-FM	106.3
Hereford	KPAN-AM	860
Hobbs, N.M.	KEJL-AM	1110
Hobbs, N.M.	KEJL-FM	100.5
Lampasas	KCYL-AM	1450
Lubbock	KJTV-FM	100.7
Lubbock	KJTV-AM	950
Lubbock	KTTU-FM	97.3
Lubbock	KXTQ-FM	106.5
Odessa-Midland	KNFM-FM	92.3
San Angelo	KNRX-FM	96.5
San Antonio	KONO-AM	860
Seminole	KSEM-FM	106.3
Tyler	KTBB-FM	97.5
Waco	KWBT-HD2	94.5

SATELLITE RADIO

Sirius XM Radio	Ch. 135 or 199
XM App	Ch. 953
Varsity App	Search "Texas Tech"



COVERING THE RED RAIDERS

16 MONDAY	17 TUESDAY	18 WEDNESDAY	19 THURSDAY	20 FRIDAY	21 SATURDAY	22 SUNDAY
MEDIA LUNCHEON 11:30 a.m.	MEDIA AVAILABILITY 10:15 a.m. Sports Performance Center	NO AVAILABILITY	NO AVAILABILITY	NO AVAILABILITY	TEXAS TECH AT BYU 6 p.m. CT Provo, Utah	NO AVAILABILITY
PRESS CONFERENCE 12:30 p.m.						

