

2023 FOOTBALL

CONFERENCE STANDINGS

Week 8 | Joni Lehmann | 469-524-1022 | joni@Big12Sports.com

	BIG 12 GAMES				OVERALL				Home	Road	Neutral	Streak	vs. Top 10	vs. Top 25
	W-L	Pct.	PF	PA	W-L	Pct.	PF	PA						
Oklahoma	3-0	1.000	104	56	6-0	1.000	271	84	3-0	2-0	1-0	W6	1-0	1-0
Iowa State	3-1	.750	111	101	4-3	.571	161	140	3-1	1-2	-	W2	-	0-1
Texas	2-1	.667	108	54	5-1	.833	210	98	3-0	2-0	0-1	L1	1-0	2-1
Oklahoma State	2-1	.667	95	87	4-2	.667	156	148	3-1	1-1	-	W2	-	1-0
Kansas State	2-1	.667	103	81	4-2	.667	217	124	3-0	1-2	-	W1	-	-
West Virginia	2-1	.667	83	75	4-2	.667	171	136	3-0	1-2	-	L1	0-1	0-1
Kansas	2-2	.500	135	128	5-2	.714	248	192	4-0	1-2	-	L1	0-1	0-1
TCU	2-2	.500	115	75	4-3	.571	232	143	3-2	1-1	-	W1	-	-
Texas Tech	2-2	.500	122	100	3-4	.429	226	176	2-2	1-2	-	L1	-	0-1
BYU	1-2	.333	73	109	4-2	.667	166	156	3-0	1-2	-	L1	-	-
Houston	1-2	.333	82	124	3-3	.500	178	188	3-1	0-2	-	W1	-	-
Baylor	1-2	.333	56	112	2-4	.333	130	181	1-4	1-0	-	L1	0-1	0-2
UCF	0-3	.000	88	131	3-3	.500	210	167	2-1	1-2	-	L3	-	-
Cincinnati	0-3	.000	43	85	2-4	.333	160	150	1-3	1-1	-	L4	-	0-1

THIS WEEK'S SCHEDULE












Saturday, October 21	CT
UCF at No. 6/7 Oklahoma* (ABC)	11:00 a.m.
Baylor at Cincinnati* (Big 12 Now on ESPN+)	11:00 a.m.
Oklahoma State at West Virginia* (ESPN)	2:30 p.m.
No. 8/8 Texas at Houston* (FOX)	3:00 p.m.
TCU at Kansas State* (ESPN2)	6:00 p.m.
Texas Tech at BYU* (FSI)	6:00 p.m.

* Denotes Big 12 game.
All times listed as Central.
Rankings listed as AP/Coaches.

TEAM VS. TEAM RESULTS

	BU	BYU	UCF	UC	UH	ISU	KU	K-State	OU	OSU	TCU	UT	TTU	WVU
BU	-	-	W									L	L	
BYU	-	-	-	W	-		L	-			L			
UCF	L	-	-	-			L	L			-	-		
UC		L		-		L		-	L		-	-	-	
UH					-	-	-				L		L	W
ISU			-	W	-	-			L	W	W		-	-
KU	-	W	W		-		-			L	-	L		-
K-State		-	W	-			-	-	L				W	-
OU	-			W	-	W		-	-			W	-	
OSU	-					L	W	W		-	-	-	-	
TCU		W	-	-	W	L	-			-	-			L
UT	W			-			W		L	-		-		-
TTU	W			-	W	-		L	-	-			-	L
WVU					L	-	-	-			W	-	W	-

CONFERENCE NEWS & NOTES

-  Big 12 teams are one-third of the way through the nine-game conference schedule with six games on tap Saturday. Iowa State and Kansas have a bye.
-  "Big 12 Homecoming" will make its final stop of the season this week on the BYU campus Thursday-Saturday.
-  The Big 12 is one of the three leagues that has nine teams above .500.
-  No. 6/7 Oklahoma and No. 8/8 Texas remain ranked in the top 10 in the national polls. Kansas, K-State, Oklahoma State and West Virginia received votes.
-  Oklahoma is one of 10 teams still undefeated after seven weeks of play and is bowl-eligible at 6-0.
-  The Big 12 leads the nation with seven of the 26 teams that are averaging 100% or over in home stadium capacity. Oklahoma is third among all teams at 104.74 capacity followed by 5. K-State (103.95), 6. TCU (103.43), 11. Cincinnati (101.85), 15. Texas (100.81), 20. Baylor (100.22) and 22. Oklahoma State (100.0). All Big 12 teams are averaging over 88 percent capacity.
-  Among conferences, the Big 12 is first in rushing yards per game (168.9), second in total yards (425.9) and third in passing yards (256.9) and scoring (31.1).
-  The Big 12 is allowing 23.7 points per game, third among leagues and currently the fewest by the Conference in the previous five seasons.
-  The Big 12 has had a 100-yard rusher 38 times this season and a 300-yard passer 21 times.
-  Houston, Iowa State and K-State are among the five teams nationally yet to lose a fumble. Oklahoma State has lost just one to tie for sixth.
-  Iowa State and Oklahoma defenses have each intercepted 12 passes to tie for second in the nation. OU ranks first in turnover margin (1.83).

- Notes continued on page 5 -

**Weekly National Rankings
(AP/Coaches/CFP)**

	BU	BYU	UCF	UC	UH	ISU	KU	K-State	OU	OSU	TCU	UT	TTU	WVU
Preseason	RV/RV	-/RV	-	-	-/RV	-	RV/RV	16/17	20/19	-/RV	17/16	11/12	RV/24	-
9/5	-	-	RV/RV	RV/-	-	RV/-	-/RV	15/15	18/17	-/RV	RV/RV	11/10	RV/RV	-
9/11	-	-	-/RV	RV/RV	-	-	RV/RV	15/15	19/16	RV/RV	RV/RV	4/6	-	-
9/18	-	RV/RV	-/RV	-	-	-	RV/RV	RV/RV	16/14	-	-	3/6	-	-
9/25	-	-	-	-	-	-	24/24	RV/25	14/14	-	RV/RV	3/5	-	-
10/2	-	-/RV	-	-	-	-	RV/RV	RV/RV	12/12	-	-	3/4	-	RV/RV
10/9	-	-/RV	-	-	-	-	23/24	-	5/7	-	-	9/11	-	RV/RV
10/16	-	-	-	-	-	-	RV/RV	-/RV	6/7	RV/RV	-	8/8	-	RV/RV
10/23														
10/30														
11/6														
11/13														
11/20														
11/27														
12/4														
Final														

WEEKLY AWARDS

Offense

9/4	Emory Jones, UC, QB, Sr.
9/11	Quinn Ewers, UT, QB, So.
9/18	Dillon Gabriel, OU, QB, Sr.
9/25	DJ Giddens, K-State, RB, So.
10/2	Jonathon Brooks, UT, RB, So.
10/9	Dillon Gabriel, OU, QB, Sr.
10/16	Josh Hoover, TCU, QB, Fr. Ollie Gordon II, OSU, RB, So.

10/23
10/30
11/6
11/13
11/20
11/27

Special Teams

9/4	Ryan Rehkow, BYU, P, Jr. Gavin Freeman, OU, WR/PR, So.
9/11	Colton Boomer, UCF, K, So.
9/18	Nic Anderson, OU, WR, Fr.
9/25	Chase Contreras, ISU, K, Sr.
10/2	Loic Fouonji, TTU, WR, Sr.
10/9	Trevor Wilson, KU, WR/PR, Jr.
10/16	Chase Contreras, ISU, K, Sr.

10/23
10/30
11/6
11/13
11/20
11/27

Defense

Jeremiah Cooper, ISU, DB, So.
Danny Stutsman, OU, LB, Jr.
Tyler Batty, BYU, DE, Jr.
Cobee Bryant, KU, CB, Jr.
Caden Jenkins, BU, CB, Fr.
Beau Freyler, ISU, DB, Jr.
Kobe Savage, K-State, S, Sr.

Newcomer

Emory Jones, UC, QB, Sr.
Adonai Mitchell, UT, WR, Jr.
Matthew Golden, UH, KR/WR, So.
Parker Jenkins, UH, RB, Fr.
Adonai Mitchell, UT, WR, Jr.
Cameron Epps, OSU, CB, Fr.
Avery Johnson, K-State, QB, Fr.

Big 12 CHAMPIONS

- 1996 - Texas (Nebraska)
- 1997 - Nebraska (Texas A&M)
- 1998 - Texas A&M (K-State)
- 1999 - Nebraska (Texas)
- 2000 - Oklahoma (K-State)
- 2001 - Colorado (Texas)
- 2002 - Oklahoma (Colorado)
- 2003 - Kansas State (Oklahoma)
- 2004 - Oklahoma (Colorado)
- 2005 - Texas (Colorado)
- 2006 - Oklahoma (Nebraska)
- 2007 - Oklahoma (Missouri)
- 2008 - Oklahoma (Missouri)
- 2009 - Texas (Nebraska)
- 2010 - Oklahoma (Nebraska)
- 2011 - Oklahoma State**
- 2012 - Kansas State/Oklahoma**
- 2013 - Baylor**
- 2014 - Baylor/TCU**
- 2015 - Oklahoma**
- 2016 - Oklahoma**
- 2017 - Oklahoma (TCU)
- 2018 - Oklahoma (Texas)
- 2019 - Oklahoma (Baylor)
- 2020 - Oklahoma (Iowa State)
- 2021 - Baylor (Oklahoma State)
- 2022 - Kansas State (TCU)

***A Championship Game was not played from 2011-16 seasons. Opponent in parenthesis.*

Big 12 BOWL PARTNERS

(listed in order of selection)

- Allstate Sugar
- Valero Alamo
- Pop-Tarts
- TaxAct Texas
- AutoZone Liberty
- Guaranteed Rate
- Lockheed Martin Armed Forces Bowl*/SERVPRO
- First Responders Bowl*
- Radiance Technologies Independence Bowl

* Game is a "flex pick" for the seventh selection after CFP.

The Big 12 champion will earn the Conference's automatic berth for its CFP contract bowl slot.

In the event the Big 12 Champion is displaced from the Sugar Bowl to participate in the College Football Playoff Semifinals, the championship game runner-up shall serve as the Sugar Bowl replacement team.

VERSUS OTHER CONFERENCES

	All-Time			2023		
	<u>W</u>	<u>L</u>	<u>Pct.</u>	<u>W</u>	<u>L</u>	<u>Pct.</u>
American	98	26	.790	5	1	.833
ACC	47	48	.495	2	0	1.000
Big Ten	56	60	.483	0	2	.000
Conference USA	140	15	.903	2	0	1.000
Independents	15	15	.500	0	0	.000
MAC	58	17	.773	1	2	.333
Mountain West	81	24	.771	3	1	.750
Pac-12	69	57	.548	1	3	.333
SEC	45	61	.425	2	1	.667
Sun Belt	78	12	.867	2	2	.500
Non-FBS	174	15	.921	11	0	1.000
Total	864	347	.713	30	12	.714

All-time totals are based on current conference affiliation.

BAYLOR (2-4, 1-2 Big 12)

Date	Opponent	Time (CT)	Attend	BU			OPP		
				CFP	AP	C	CFP	AP	C
S2	Texas State (Big 12 Now)	L 31-42	44,945				RV	RV	
S9	Utah (ESPN)	L 13-20	43,732						12 12
S16	Long Island (Big 12 Now)	W 30-7	43,732						
S23	Texas* (ABC)	L 6-38	49,165					3 6	
S30	at UCF* (FSI)	W 36-35	44,005						
07	Texas Tech* (ESPN2)	L 14-30	44,620						
014	Open								
021	at Cincinnati* (Big 12 Now)	11:00 a.m.							
028	Iowa State* (Big 12 Now)	2:30 p.m.							
N4	Houston*								
N11	at K-State*								
N18	at TCU*								
N25	West Virginia*								

*Big 12 Game

BYU (4-2, 1-2 Big 12)

Date	Opponent	Time (MT)	Attend	BYU			OPP		
				CFP	AP	C	CFP	AP	C
S2	Sam Houston (FSI)	W 14-0	59,006						RV
S9	S. Utah (Big 12 Now)	W 41-16	60,834						RV RV
S16	at Arkansas (ESPN2)	W 38-31	74,821						
S23	at Kansas* (ESPN)	L 27-38	47,233				RV	RV	RV RV
S29	Cincinnati* (ESPN)	W 35-27	63,834						
07	Open								RV
014	at TCU* (ESPN)	L 11-44	44,599						RV
021	Texas Tech* (FSI)	5:00 p.m.							
028	at Texas* (ABC/ESPN)	1:30 p.m.							
N4	at West Virginia*								
N11	Iowa State*								
N18	Oklahoma*								
N25	at Oklahoma State*								

*Big 12 Game

UCF (3-3, 0-3 Big 12)

Date	Opponent	Time (ET)	Attend	UCF			OPP		
				CFP	AP	C	CFP	AP	C
A31	Kent State (FSI)	W 56-6	44,088						
S9	at Boise State (FSI)	W 18-16	36,447				RV	RV	
S16	Villanova (Big 12 Now)	W 48-14	44,206					RV	
S23	at K-State* (FSI)	L 31-44	51,912					RV	RV RV
S30	Baylor* (FSI)	L 35-36	44,005						
07	at Kansas* (FOX)	L 22-51	46,107						
014	Open								
021	at Oklahoma* (ABC)	Noon							6 7
028	West Virginia* (FSI)	Noon							
N4	at Cincinnati*								
N11	Oklahoma State*								
N18	at Texas Tech*								
N25	Houston*								

*Big 12 Game

CINCINNATI (2-4, 0-3 Big 12)

Date	Opponent	Time (ET)	Attend	UC			OPP		
				CFP	AP	C	CFP	AP	C
S2	E. Kentucky (Big 12 Now)	W 66-13	38,193						
S9	at Pitt (The CW)	W 27-21	49,398					RV	
S16	Miami - OH (Big 12 Now)	L 24-31 OT	38,193					RV	RV
S23	Oklahoma* (FOX)	L 6-20	38,193						16 14
S29	at BYU* (ESPN)	L 27-35	63,834						
07	Open								
014	Iowa State* (FSI)	L 10-30	38,193						
021	Baylor* (Big 12 Now)	Noon							
028	at Okla State* (ESPN2)	8:00 p.m.							
N4	UCF*								
N11	at Houston*								
N18	at West Virginia*								
N25	Kansas*								

*Big 12 Game

HOUSTON (3-3, 1-2 Big 12)

Date	Opponent	Time (CT)	Attend	UH			OPP		
				CFP	AP	C	CFP	AP	C
S2	UTSA (FSI)	W 17-14	37,862					RV	
S9	at Rice (NFL Network)	L 41-43 2OT	23,425						
S16	TCU* (FOX)	L 13-36	36,049						RV RV
S23	Sam Houston (Big 12 Now)	W 38-7	35,044						
S30	at Texas Tech* (FS2)	L 28-49	53,308						
07	Open								
012	West Virginia* (FSI)	W 41-39	32,152						RV RV
021	Texas* (FOX)	3:00 p.m.							8 8
028	at K-State* (ESPN2)	11:00 a.m.							
N4	at Baylor*								
N11	Cincinnati*								
N18	Oklahoma State*								
N25	at UCF*								

*Big 12 Game

IOWA STATE (4-3, 3-1 Big 12)

Date	Opponent	Time (CT)	Attend	ISU			OPP		
				CFP	AP	C	CFP	AP	C
S2	UNI (Big 12 Now)	W 30-9	58,248						
S9	Iowa (FOX)	L 13-20	61,500					RV	RV RV
S16	at Ohio (ESPNU)	L 7-10	21,991						
S23	Oklahoma State* (FSI)	W 34-27	59,022						
S30	at Oklahoma* (FSI)	L 20-50	84,371						14 14
07	TCU* (FSI)	W 27-14	60,535						
014	at Cincinnati* (FSI)	W 30-10	38,193						
021	Open								
028	at Baylor* (Big 12 Now)	2:30 p.m.							
N4	Kansas*								
N11	at BYU*								
N18	Texas*								
N25	at K-State*								

*Big 12 Game

KANSAS (5-2, 2-2 Big 12)

Date	Opponent	Time (CT)	Attend	KU			OPP		
				CFP	AP	C	CFP	AP	C
S1	Missouri State (Big 12 Now)	W 48-17	41,091		RV	RV			
S8	Illinois (ESPN2)	W 34-23	45,809		RV	RV		RV	RV
SI6	at Nevada (CBSSN)	W 31-24	16,890		RV	RV			
S23	BYU* (ESPN)	W 38-27	47,233		RV	RV		RV	RV
S30	at Texas* (ABC)	L 14-40	102,986	24	24			3	5
O7	UCF* (FOX)	W 51-22	46,107		RV	RV			
O14	at Oklahoma State* (FSI)	L 32-39	53,855		23	24			
O21	Open				RV	RV			
O28	Oklahoma* (FOX)	11:00 a.m.							
N4	at Iowa State*								
N11	Texas Tech*								
N18	K-State*								
N25	at Cincinnati*								

*Big 12 Game

K-STATE (4-2, 2-1 Big 12)

Date	Opponent	Time (CT)	Attend	K-State			OPP		
				CFP	AP	C	CFP	AP	C
S2	SE Missouri St. (Big 12 Now)	W 45-0	52,066		16	17			
S9	Troy* (FSI)	W 42-13	51,940		15	15			
SI6	at Missouri (SECN)	L 27-30	62,621		15	15			RV
S23	UCF* (FSI)	W 44-31	51,912			RV			RV RV
S30	Open					RV			25
O6	at Oklahoma State* (ESPN)	L 21-29	53,855			RV			RV
O14	at Texas Tech* (FSI)	W 38-31	56,200						
O21	TCU* (ESPN2)	6:00 p.m.							RV
O28	Houston* (ESPN2)	11:00 a.m.							
N4	at Texas								
N11	Baylor*								
N18	at Kansas*								
N25	Iowa State*								

*Big 12 Game

OKLAHOMA (6-0, 3-0 Big 12)

Date	Opponent	Time (CT)	Attend	OU			OPP		
				CFP	AP	C	CFP	AP	C
S2	Arkansas State (ESPN)	W 73-0	83,221		20	19			
S9	SMU (ESPN+)	W 28-11	84,186		18	17			RV
SI6	at Tulsa (ESPN2)	W 66-17	30,855		19	16			
S23	at Cincinnati* (FOX)	W 20-6	38,193		16	14			
S30	Iowa State* (FSI)	W 50-20	84,371		14	14			
O7	vs. Texas* (ABC)	W 34-30	92,100	3	4			12	12
O14	Open				5	7			
O21	UCF* (ABC)	11:00 a.m.			6	7			
O28	at Kansas* (FOX)	11:00 a.m.							
N4	at Oklahoma State*								
N11	West Virginia*								
N18	at BYU*								
N24	TCU* (FOX)	11:00 a.m.							

*Big 12 Game

OKLAHOMA STATE (4-2, 2-1 Big 12)

Date	Opponent	Time (CT)	Attend	OSU			OPP		
				CFP	AP	C	CFP	AP	C
S2	UCA (Big 12 Now)	W 27-13	53,855			RV			
S9	at Arizona State (FSI)	W 27-15	42,569			RV			
SI6	S. Alabama (Big 12 Now)	L 7-33	53,855			RV		RV	
S23	at Iowa State* (FSI)	L 27-34	59,022						
S30	Open								
O6	K-State* (ESPN)	W 29-21	53,855						RV RV
O14	Kansas* (FSI)	W 39-32	53,855						23 24
O21	at West Virginia* (ESPN2)	2:30 p.m.					RV	RV	RV RV
O28	Cincinnati* (ESPN2)	7:00 p.m.							
N4	Oklahoma*								
N11	at UCF*								
N18	at Houston*								
N25	BYU*								

*Big 12 Game

TCU (4-3, 2-2 Big 12)

Date	Opponent	Time (CT)	Attend	TCU			OPP		
				CFP	AP	C	CFP	AP	C
S2	Colorado (FOX)	L 42-45	53,294		17	16			
S9	Nicholls (Big 12 Now)	W 41-6	45,010		RV	RV			
SI6	at Houston* (FOX)	W 36-13	36,049		RV	RV			
S23	SMU (FSI)	W 34-17	51,243		RV	RV			
S30	West Virginia* (ESPN2)	L 21-24	43,736		RV	RV			
O7	at Iowa State* (FSI)	L 14-27	60,535						
O14	BYU* (ESPN)	44,599							RV
O21	at K-State* (ESPN2)	6:00 p.m.							RV
O28	Open								
N2	at Texas Tech (FSI)	6:00 p.m.							
N11	Texas*								
N18	Baylor*								
N24	at Oklahoma* (FOX)	11:00 a.m.							

*Big 12 Game

TEXAS (5-1, 2-1 Big 12)

Date	Opponent	Time (CT)	Attend	UT			OPP		
				CFP	AP	C	CFP	AP	C
S2	Rice (FOX)	W 37-10	98,017		11	12			
S9	at Alabama (ESPN)	W 34-24	100,077		11	10		3	3
SI6	Wyoming (LHN)	W 31-10	101,777		4	6			RV RV
S23	at Baylor* (ABC)	W 38-6	49,165		3	6			
S30	Kansas* (ABC)	W 40-14	102,986		3	5			24 24
O7	vs. Oklahoma* (ABC)	L 30-34	92,100		3	4			12 12
O14	Open					9			11
O21	at Houston* (FOX)	3:00 p.m.				8			8
O28	BYU (ABC/ESPN)	2:30 p.m.							
N4	K-State*								
N11	at TCU*								
N18	at Iowa State*								
N24	Texas Tech* (ABC)	6:30 p.m.							










*Big 12 Game









TEXAS TECH (3-4, 2-2 Big 12)

Date	Opponent	Time (CT)	Attend	TTU		OPP	
				CFP	AP C	CFP	AP C
S2	at Wyoming (CBS)	L 33-35 2OT	26,450			RV	24
S9	Oregon (FOX)	L 30-38	56,200			RV	RV 13 13
S16	Tarleton State (Big 12 Now)	W 41-3	56,200				
S23	at West Virginia* (Big 12 Now)	L 13-20	50,071				
S30	Houston* (FS2)	W 49-28	53,308				
O7	at Baylor* (ESPN2)	W 39-14	44,620				
O14	K-State* (FSI)	L 21-38	56,200				
O21	at BYU* (FSI)	6:00 p.m.					
O28	Open						
N2	TCU*						
N11	at Kansas*						
N18	UCF*						
N24	at Texas* (ABC)	6:30 p.m.					

WEST VIRGINIA (4-2, 2-1 Big 12)

Date	Opponent	Time (ET)	Attend	WVU			OPP		
				CFP	AP	C	CFP	AP	C
S2	at Penn State (NBC)	L 15-38	110,747						7 7
S9	Duquesne (Big 12 Now)	W 56-17	50,037						
S16	Pitt (ABC)	W 17-6	61,106						
S23	Texas Tech* (Big 12 Now)	W 20-13	50,071						
S30	at TCU* (ESPN2)	W 24-21	43,736						RV RV
O7	Open							RV	RV
O12	at Houston* (FSI)	L 39-41	32,152					RV	RV
O21	Oklahoma State* (ESPN)	3:30 p.m.						RV	RV RV
O28	at UCF* (FSI)	Noon							
N4	BYU*								
N11	at Oklahoma*								
N18	Cincinnati*								
N25	at Baylor*								

-  Oklahoma ranks fourth among all teams in scoring offense (45.2) and seventh in scoring defense (14.0), one of just two teams in the top seven of both.
-  Freshman quarterbacks Josh Hoover of TCU (co-offensive) and Avery Johnson of Kansas State (newcomer) were joined by Oklahoma State's Ollie Gordon II (co-offensive), K-State's Kobe Savage (defensive) and Iowa State's Chase Contreras (special teams) as Big 12 football award winners for Week 7.
-  The Big 12 finished regular season non-conference play at 30-12 (.714).
-  Baylor: BYE. Plays Cincinnati Saturday.
-  BYU stopped TCU on fourth down in the first half to improve its fourth down defense to allowing just 2-of-8 this year. BYU is No. 4 nationally in the fewest 4th down conversions allowed (.250).
-  UCF: BYE. Plays at Oklahoma Saturday.
-  UC's Deshawn Pace led the Bearcats in tackles for the second straight game as he tied his career-high with 10 and added one tackle for loss. The 10 tackles marked the third time in his career he has recorded double-digit tackles.
-  Houston QB Donovan Smith's 145 completions are the most for a Cougar quarterback through six games since David Piland in 2012 (187). Smith's 1,601 passing yards are the most since Greg Ward in 2016 (1,684).
-  Iowa State redshirt freshman Rocco Becht has passed for at least one touchdown in his first seven career starts, tied for the second-longest streak in school history going back to 2003 (Kyle Kempt - 8; Sam Richardson - 7).

-  Kansas TE Mason Fairchild hauled in a 30-yard touchdown reception in the second quarter for his first touchdown of the season and eighth of his career. He later scored his second of the season in the second quarter with a 44-yard touchdown, matching his single-game career-high (at Oklahoma, 10-15-22).
-  K-State's QB Avery Johnson rushed for 91 yards and five touchdowns in addition to throwing for 77 yards on 8-of-9 attempts. His five rushing touchdowns tied a school record. It was the most rushing touchdowns by a true freshman in a game in school history. He is the only player in the nation this year with five rushing scores.
-  Oklahoma: BYE. Hosts UCF Saturday.
-  After last week's turnover-free game against Kansas State, Oklahoma State has posted back-to-back games without committing a turnover for the first time since October 23-30, 2021.
-  The last two 400-yard passing games for TCU have been by quarterbacks in their first career starts. Redshirt freshman Josh Hoover threw for 439 against BYU (October 14) while Chandler Morris recorded 461 versus Baylor in 2021.
-  Texas: BYE. Plays at Houston Saturday.
-  The Red Raiders' 99-yard scoring drive was their first 99-yard drive since Sept. 8, 2012 against Texas State.
-  West Virginia posted 391 passing yards, marking the first time the Mountaineers have eclipsed 300 yards passing since Sept. 17, 2022, vs. Towson.

Big 12 Homecoming

2023 Schedule

- Sept. 14-16: Houston
- Sept. 21-23: Cincinnati
- Sept. 28-30: UCF
- Oct. 19-21: BYU

Big 12 Homecoming will visit four campuses per fall and feature three days of entertainment and community engagement around home football games. The 2023 schedule features the Big 12's four new members.

Dr Pepper Big 12 Championship

Saturday, Dec. 2, 11 a.m. CT (ABC)
AT&T Stadium, Arlington, Texas

Tickets available at:
<https://big12.us/3i564VW>

The top two finishers by conference winning percentage in the Big 12 standings will compete in the Dr Pepper Big 12 Football Championship game. Three-time Grammy-award-winning artist Nelly will perform at halftime with the bands of the participating institutions.

Big 12 Pro Day

Spring 2024
Ford Center, Frisco, Texas

The Big 12 and the NFL have partnered to debut Big 12 Pro Day in the spring of 2024. The reimagined Pro Day experience will feature state of the art medical and player skill assessments designed to maximize the student-athlete prospect experience. The NFL Network and additional NFL media platforms will air content. Off the field, a job fair and non-football career networking opportunities will be provided. The Conference will also host Big 12 Fan Fest outside of the event.



2023-24 Big 12 Football
Extended Individual Statistics
All games

TOTAL OFFENSE (Minimum Games Played Pct. 75%)

#	Player	G	Rush	Pass	Plays	Total	Yds/g
1	Gabriel, Dillon - OU	6	208	1878	238	2086	347.67
2	Smith, Donovan - UH	6	196	1601	286	1797	299.50
3	Ewers, Quinn - UT	6	60	1704	217	1764	294.00
4	Morris, Chandler - TCU	6	249	1513	244	1762	293.67
5	Jones, Emory - UC	6	352	1322	271	1674	279.00
6	Howard, Will - KState	6	227	1310	223	1537	256.17
7	Greene, Garrett - WVU	5	231	935	151	1166	233.20
8	Slovis, Kedon - BYU	6	-42	1392	222	1350	225.00
9	McClain, Timmy - UCF	5	102	1008	136	1110	222.00
10	Becht, Rocco - IowaSt	7	75	1464	237	1539	219.86

TOTAL OFFENSE AVG/PLAY (Minimum Games Played Pct. 75%)

#	Player	G	Rush	Pass	Plays	Total	Yds/p
1	Metayer, Chamon - UC	6	27	0	1	27	4.50
2	Ray, Traylon - WVU	5	0	21	1	21	4.20
3	Wiggins, Dee - UC	6	13	0	1	13	2.17
4	Worthy, Xavier - UT	6	3	35	3	38	2.11
5	Townsend, Xavier - UCF	6	112	0	9	112	2.07
6	Johnson, Keagan - KState	5	17	0	2	17	1.70
7	Smith, Braden - UC	6	0	30	3	30	1.67
8	McClain, Timmy - UCF	5	102	1008	136	1110	1.63
9	Greene, Garrett - WVU	5	231	935	151	1166	1.54
10	White, Jahiem - WVU	5	185	0	25	185	1.48

TOTAL OFFENSE PLAYS

#	Player	G	Rush	Pass	Plays	Total	Yds/g
1	Smith, Donovan - UH	6	196	1601	286	1797	299.50
2	Jones, Emory - UC	6	352	1322	271	1674	279.00
3	Morris, Chandler - TCU	6	249	1513	244	1762	293.67
4	Gabriel, Dillon - OU	6	208	1878	238	2086	347.67
5	Becht, Rocco - IowaSt	7	75	1464	237	1539	219.86
6	Howard, Will - KState	6	227	1310	223	1537	256.17
7	Slovis, Kedon - BYU	6	-42	1392	222	1350	225.00
8	Ewers, Quinn - UT	6	60	1704	217	1764	294.00
9	Bowman, Alan - OSU	6	10	1084	190	1094	182.33
10	Shough, Tyler - TTU	4	149	746	159	895	223.75

TOTAL OFFENSE YARDS

#	Player	G	Rush	Pass	Plays	Total	Yds/g
1	Smith, Donovan - UH	6	196	1601	286	1797	299.50
2	Jones, Emory - UC	6	352	1322	271	1674	279.00
3	Morris, Chandler - TCU	6	249	1513	244	1762	293.67
4	Gabriel, Dillon - OU	6	208	1878	238	2086	347.67
5	Becht, Rocco - IowaSt	7	75	1464	237	1539	219.86
6	Howard, Will - KState	6	227	1310	223	1537	256.17
7	Slovis, Kedon - BYU	6	-42	1392	222	1350	225.00
8	Ewers, Quinn - UT	6	60	1704	217	1764	294.00
9	Bowman, Alan - OSU	6	10	1084	190	1094	182.33
10	Shough, Tyler - TTU	4	149	746	159	895	223.75

ALL PURPOSE (Minimum Games Played Pct. 75%)

#	Player	G	Rush	Rcv	PR	KR	Yds	Avg/g
1	Bailey, Emani - TCU	7	751	97	0	0	848	121.14
2	Brooks, Jonathon - UT	6	726	121	0	0	847	141.17
3	Neal, Devin - KU	7	659	184	0	0	843	120.43
4	Brooks, Tahj - TTU	7	786	57	0	0	843	120.43
5	Gordon, Ollie - OSU	6	534	180	0	0	714	119.00
6	Harvey, RJ - UCF	6	511	172	0	0	683	113.83
7	Giddens, DJ - KState	6	541	140	0	0	681	113.50
8	Farooq, Jalil - OU	6	26	415	0	220	661	110.17
9	Richardson, Johnny - UCF	6	441	27	0	134	602	100.33
10	Worthy, Xavier - UT	6	3	453	128	0	584	97.33

SCORING (Minimum Games Played Pct. 75%)

#	Player	G	TD	FG	XPT	2XP	Pts	Pts/g
1	Auburn, Bert - UT	6	0	12	24	0	60	10.00
2	Hale, Alex - OSU	6	0	15	15	0	60	10.00
3	Schmit, Zach - OU	6	0	8	33	0	57	9.50
4	Brown, Carter - UC	6	0	11	17	0	50	8.33
5	Kell, Griffin - TCU	7	0	10	28	0	58	8.29
6	Boomer, Colton - UCF	6	0	7	25	0	46	7.67
7	Contreras, Chase - IowaSt	7	0	12	17	0	53	7.57
8	Howard, Will - KState	6	7	0	0	1	44	7.33
9	Garcia, Gino - TTU	7	0	8	26	0	50	7.14
10	Hankins, Isaiah - Baylor	6	0	11	9	0	42	7.00

SCORING (TDs) (Minimum 1 Touchdowns)

#	Player	G	Run	Rec	Ret	Pts	Avg/g
1	Johnson, Avery - KState	3	6	0	0	36	12.00
2	Howard, Will - KState	6	6	1	0	44	7.33
3	Harvey, RJ - UCF	6	6	1	0	42	7.00
4	Brooks, Jonathon - UT	6	6	1	0	42	7.00
5	Neal, Devin - KU	7	6	1	0	42	6.00
6	Golden, Matthew - UH	6	0	4	0	36	6.00
7	Morrison, Sevion - KU	1	1	0	0	6	6.00
8	Greene, Garrett - WVU	5	5	0	0	30	6.00
9	Oliver, DJ - WVU	1	1	0	0	6	6.00
10	Anderson, Nic - OU	6	0	6	0	36	6.00

SCORING (KICK) (Minimum Games Played Pct. 75%)

#	Player	G	PAT	FG	Pts	Avg/g
1	Auburn, Bert - UT	6	24-24	12-17	60	10.00
2	Hale, Alex - OSU	6	15-15	15-18	60	10.00
3	Schmit, Zach - OU	6	33-33	8-10	57	9.50
4	Brown, Carter - UC	6	17-17	11-13	50	8.33
5	Kell, Griffin - TCU	7	28-29	10-16	58	8.29
6	Boomer, Colton - UCF	6	25-25	7-10	46	7.67
7	Contreras, Chase - IowaSt	7	17-17	12-16	53	7.57
8	Garcia, Gino - TTU	7	26-26	8-12	50	7.14
9	Hankins, Isaiah - Baylor	6	9-9	11-14	42	7.00
10	Keller, Seth - KU	7	26-27	7-8	47	6.71



2023-24 Big 12 Football
Extended Individual Statistics
All games

TOTAL OFFENSE TDS

#	Player	G	Rush	Pass	Total
1	Gabriel, Dillon - OU	6	208	1878	21
2	Smith, Donovan - UH	6	196	1601	17
3	Ewers, Quinn - UT	6	60	1704	16
4	Morris, Chandler - TCU	6	249	1513	15
5	Howard, Will - KState	6	227	1310	15
6	Becht, Rocco - IowaSt	7	75	1464	14
7	Jones, Emory - UC	6	352	1322	14
8	Slovis, Kedon - BYU	6	-42	1392	13
9	Greene, Garrett - WVU	5	231	935	11
10	McClain, Timmy - UCF	5	102	1008	10

RUSHING (Minimum 10 Rushing Attempts/Game, Games Played Pct. 75%)

#	Player	G	Att.	Yds	Avg.	TD	Lg	Avg/g
1	Brooks, Jonathon - UT	6	108	726	6.72	6	67	121.00
2	Brooks, Tahj - TTU	7	131	786	6.00	5	38	112.29
3	Bailey, Emani - TCU	7	134	751	5.60	2	74	107.29
4	Neal, Devin - KU	7	90	659	7.32	6	75	94.14
5	Giddens, DJ - KState	6	94	541	5.76	4	43	90.17
6	Gordon, Ollie - OSU	6	87	534	6.14	4	71	89.00
7	Harvey, RJ - UCF	6	89	511	5.74	6	53	85.17
8	Kiner, Corey - UC	6	87	434	4.99	2	68	72.33
9	Donaldson, CJ - WVU	6	103	414	4.02	5	17	69.00
10	Ward, Treshaun - KState	5	60	337	5.62	2	20	67.40

YARDS PER RUSH (Minimum 10 Rushing Attempts/Game, Games Played Pct. 75%)

#	Player	G	Att.	Yds	Avg.	TD	Lg	Avg/g
1	Neal, Devin - KU	7	90	659	7.32	6	75	94.14
2	Brooks, Jonathon - UT	6	108	726	6.72	6	67	121.00
3	Gordon, Ollie - OSU	6	87	534	6.14	4	71	89.00
4	Brooks, Tahj - TTU	7	131	786	6.00	5	38	112.29
5	Giddens, DJ - KState	6	94	541	5.76	4	43	90.17
6	Harvey, RJ - UCF	6	89	511	5.74	6	53	85.17
7	Ward, Treshaun - KState	5	60	337	5.62	2	20	67.40
8	Bailey, Emani - TCU	7	134	751	5.60	2	74	107.29
9	Kiner, Corey - UC	6	87	434	4.99	2	68	72.33
10	Jones, Emory - UC	6	84	352	4.19	3	20	58.67

RUSH ATTEMPTS (Minimum 10 Rushing Attempts/Game)

#	Player	G	Att.	Yds	Avg.	TD	Lg	Avg/g
1	Bailey, Emani - TCU	7	134	751	5.60	2	74	107.29
2	Brooks, Tahj - TTU	7	131	786	6.00	5	38	112.29
3	Brooks, Jonathon - UT	6	108	726	6.72	6	67	121.00
4	Donaldson, CJ - WVU	6	103	414	4.02	5	17	69.00
5	Giddens, DJ - KState	6	94	541	5.76	4	43	90.17
6	Neal, Devin - KU	7	90	659	7.32	6	75	94.14
7	Harvey, RJ - UCF	6	89	511	5.74	6	53	85.17
8	Kiner, Corey - UC	6	87	434	4.99	2	68	72.33
9	Gordon, Ollie - OSU	6	87	534	6.14	4	71	89.00
10	Martin, LJ - BYU	6	86	345	4.01	4	45	57.50

RUSH YARDS (Minimum 10 Rushing Attempts/Game)

#	Player	G	Att.	Yds	Avg.	TD	Lg	Avg/g
1	Brooks, Tahj - TTU	7	131	786	6.00	5	38	112.29
2	Bailey, Emani - TCU	7	134	751	5.60	2	74	107.29
3	Brooks, Jonathon - UT	6	108	726	6.72	6	67	121.00
4	Neal, Devin - KU	7	90	659	7.32	6	75	94.14
5	Giddens, DJ - KState	6	94	541	5.76	4	43	90.17
6	Gordon, Ollie - OSU	6	87	534	6.14	4	71	89.00
7	Harvey, RJ - UCF	6	89	511	5.74	6	53	85.17
8	Kiner, Corey - UC	6	87	434	4.99	2	68	72.33
9	Donaldson, CJ - WVU	6	103	414	4.02	5	17	69.00
10	Jones, Emory - UC	6	84	352	4.19	3	20	58.67

RUSHING TDS (Minimum 10 Rushing Attempts/Game)

#	Player	G	Att.	Yds	Avg.	TD	Lg	Avg/g
1	Harvey, RJ - UCF	6	89	511	5.74	6	53	85.17
2	Brooks, Jonathon - UT	6	108	726	6.72	6	67	121.00
3	Neal, Devin - KU	7	90	659	7.32	6	75	94.14
4	Donaldson, CJ - WVU	6	103	414	4.02	5	17	69.00
5	Brooks, Tahj - TTU	7	131	786	6.00	5	38	112.29
6	Smith, Donovan - UH	6	67	196	2.93	4	22	32.67
7	Gordon, Ollie - OSU	6	87	534	6.14	4	71	89.00
8	Giddens, DJ - KState	6	94	541	5.76	4	43	90.17
9	Martin, LJ - BYU	6	86	345	4.01	4	45	57.50
10	Jones, Emory - UC	6	84	352	4.19	3	20	58.67

PASSING Avg/GAME (Minimum Games Played Pct. 75%)

#	Player	G	Comp-att-int	Yds	TD	Avg/g
1	Gabriel, Dillon - OU	6	141-195-2	1878	16	313.00
2	Ewers, Quinn - UT	6	128-184-3	1704	11	284.00
3	Smith, Donovan - UH	6	145-219-3	1601	13	266.83
4	Morris, Chandler - TCU	6	131-199-5	1513	12	252.17
5	Slovis, Kedon - BYU	6	113-199-4	1392	10	232.00
6	Jones, Emory - UC	6	114-187-8	1322	11	220.33
7	Howard, Will - KState	6	112-182-7	1310	9	218.33
8	Becht, Rocco - IowaSt	7	123-205-5	1464	12	209.14
9	McClain, Timmy - UCF	5	62-97-2	1008	9	201.60
10	Greene, Garrett - WVU	5	56-106-1	935	6	187.00

PASSING YARDS

#	Player	G	Comp-att-int	Yds	TD	Avg/g
1	Gabriel, Dillon - OU	6	141-195-2	1878	16	313.00
2	Ewers, Quinn - UT	6	128-184-3	1704	11	284.00
3	Smith, Donovan - UH	6	145-219-3	1601	13	266.83
4	Morris, Chandler - TCU	6	131-199-5	1513	12	252.17
5	Becht, Rocco - IowaSt	7	123-205-5	1464	12	209.14
6	Slovis, Kedon - BYU	6	113-199-4	1392	10	232.00
7	Jones, Emory - UC	6	114-187-8	1322	11	220.33
8	Howard, Will - KState	6	112-182-7	1310	9	218.33
9	Bowman, Alan - OSU	6	100-176-3	1084	4	180.67
10	McClain, Timmy - UCF	5	62-97-2	1008	9	201.60



2023-24 Big 12 Football
Extended Individual Statistics
All games

PASS EFFICIENCY (Minimum 15 Total Passes/Game, Games Played Pct. 75%)

#	Player	G	Comp-att-int	Yds	TD	Eff
1	Gabriel, Dillon - OU	6	141-195-2	1878	16	178.23
2	McClain, Timmy - UCF	5	62-97-2	1008	9	177.70
3	Ewers, Quinn - UT	6	128-184-3	1704	11	163.82
4	Morris, Chandler - TCU	6	131-199-5	1513	12	144.57
5	Smith, Donovan - UH	6	145-219-3	1601	13	144.47
6	Greene, Garrett - WVU	5	56-106-1	935	6	143.72
7	Becht, Rocco - IowaSt	7	123-205-5	1464	12	134.43
8	Jones, Emory - UC	6	114-187-8	1322	11	131.20
9	Howard, Will - KState	6	112-182-7	1310	9	130.63
10	Slovis, Kedon - BYU	6	113-199-4	1392	10	128.10

PASS YDS/COMP. (Minimum 15 Total Passes/Game, Games Played Pct. 75%)

#	Player	G	Comp-att-int	Yds	TD	Avg/c
1	Greene, Garrett - WVU	5	56-106-1	935	6	16.70
2	McClain, Timmy - UCF	5	62-97-2	1008	9	16.26
3	Gabriel, Dillon - OU	6	141-195-2	1878	16	13.32
4	Ewers, Quinn - UT	6	128-184-3	1704	11	13.31
5	Slovis, Kedon - BYU	6	113-199-4	1392	10	12.32
6	Becht, Rocco - IowaSt	7	123-205-5	1464	12	11.90
7	Howard, Will - KState	6	112-182-7	1310	9	11.70
8	Jones, Emory - UC	6	114-187-8	1322	11	11.60
9	Morris, Chandler - TCU	6	131-199-5	1513	12	11.55
10	Smith, Donovan - UH	6	145-219-3	1601	13	11.04

PASS YDS/ATT (Minimum 15 Total Passes/Game, Games Played Pct. 75%)

#	Player	G	Comp-att-int	Yds	TD	Avg/a
1	McClain, Timmy - UCF	5	62-97-2	1008	9	10.39
2	Gabriel, Dillon - OU	6	141-195-2	1878	16	9.63
3	Ewers, Quinn - UT	6	128-184-3	1704	11	9.26
4	Greene, Garrett - WVU	5	56-106-1	935	6	8.82
5	Morris, Chandler - TCU	6	131-199-5	1513	12	7.60
6	Smith, Donovan - UH	6	145-219-3	1601	13	7.31
7	Howard, Will - KState	6	112-182-7	1310	9	7.20
8	Becht, Rocco - IowaSt	7	123-205-5	1464	12	7.14
9	Jones, Emory - UC	6	114-187-8	1322	11	7.07
10	Slovis, Kedon - BYU	6	113-199-4	1392	10	6.99

PASS COMP. PCT (Minimum 15 Total Passes/Game, Games Played Pct. 75%)

#	Player	G	Comp-att-int	Yds	TD	Pct.
1	Gabriel, Dillon - OU	6	141-195-2	1878	16	72.31
2	Ewers, Quinn - UT	6	128-184-3	1704	11	69.57
3	Smith, Donovan - UH	6	145-219-3	1601	13	66.21
4	Morris, Chandler - TCU	6	131-199-5	1513	12	65.83
5	McClain, Timmy - UCF	5	62-97-2	1008	9	63.92
6	Howard, Will - KState	6	112-182-7	1310	9	61.54
7	Jones, Emory - UC	6	114-187-8	1322	11	60.96
8	Becht, Rocco - IowaSt	7	123-205-5	1464	12	60.00
9	Bowman, Alan - OSU	6	100-176-3	1084	4	56.82
10	Slovis, Kedon - BYU	6	113-199-4	1392	10	56.78

PASS ATTEMPTS

#	Player	G	Comp-att-int	Yds	TD	Avg/g
1	Smith, Donovan - UH	6	145-219-3	1601	13	266.83
2	Becht, Rocco - IowaSt	7	123-205-5	1464	12	209.14
3	Morris, Chandler - TCU	6	131-199-5	1513	12	252.17
4	Slovis, Kedon - BYU	6	113-199-4	1392	10	232.00
5	Gabriel, Dillon - OU	6	141-195-2	1878	16	313.00
6	Jones, Emory - UC	6	114-187-8	1322	11	220.33
7	Ewers, Quinn - UT	6	128-184-3	1704	11	284.00
8	Howard, Will - KState	6	112-182-7	1310	9	218.33
9	Bowman, Alan - OSU	6	100-176-3	1084	4	180.67
10	Morton, Behren - TTU	5	68-119-2	696	8	139.20

PASS COMPLETIONS

#	Player	G	Comp-att-int	Yds	TD	Avg/g
1	Smith, Donovan - UH	6	145-219-3	1601	13	266.83
2	Gabriel, Dillon - OU	6	141-195-2	1878	16	313.00
3	Morris, Chandler - TCU	6	131-199-5	1513	12	252.17
4	Ewers, Quinn - UT	6	128-184-3	1704	11	284.00
5	Becht, Rocco - IowaSt	7	123-205-5	1464	12	209.14
6	Jones, Emory - UC	6	114-187-8	1322	11	220.33
7	Slovis, Kedon - BYU	6	113-199-4	1392	10	232.00
8	Howard, Will - KState	6	112-182-7	1310	9	218.33
9	Bowman, Alan - OSU	6	100-176-3	1084	4	180.67
10	Morton, Behren - TTU	5	68-119-2	696	8	139.20

PASSING TDS

#	Player	G	Comp-att-int	Yds	TD	Avg/g
1	Gabriel, Dillon - OU	6	141-195-2	1878	16	313.00
2	Smith, Donovan - UH	6	145-219-3	1601	13	266.83
3	Morris, Chandler - TCU	6	131-199-5	1513	12	252.17
4	Becht, Rocco - IowaSt	7	123-205-5	1464	12	209.14
5	Ewers, Quinn - UT	6	128-184-3	1704	11	284.00
6	Jones, Emory - UC	6	114-187-8	1322	11	220.33
7	Slovis, Kedon - BYU	6	113-199-4	1392	10	232.00
8	Howard, Will - KState	6	112-182-7	1310	9	218.33
9	McClain, Timmy - UCF	5	62-97-2	1008	9	201.60
10	Bean, Jason - KU	7	62-95-2	913	9	130.43

PASS INTERCEPTIONS

#	Player	G	Comp-att-int	Yds	TD	Avg/g
1	Jones, Emory - UC	6	114-187-8	1322	11	220.33
2	Howard, Will - KState	6	112-182-7	1310	9	218.33
3	Becht, Rocco - IowaSt	7	123-205-5	1464	12	209.14
4	Morris, Chandler - TCU	6	131-199-5	1513	12	252.17
5	Shough, Tyler - TTU	4	67-111-4	746	7	186.50
6	Plumlee, John Rhys - UCF	3	41-61-4	586	3	195.33
7	Slovis, Kedon - BYU	6	113-199-4	1392	10	232.00
8	Robertson, Sawyer - Baylor	4	48-97-4	647	1	161.75
9	Hoover, Josh - TCU	5	50-80-4	608	6	121.60
10	Bowman, Alan - OSU	6	100-176-3	1084	4	180.67



2023-24 Big 12 Football
Extended Individual Statistics
All games

RECEPTIONS/GAME (Minimum Games Played Pct. 75%)

#	Player	G	No.	Yds	TD	Lg	Yds/g	Rec/g
1	Brown, Samuel - UH	6	37	549	2	53	91.50	6.17
2	Noel, Jaylin - IowaSt	6	34	308	2	51	51.33	5.67
3	Worthy, Xavier - UT	6	34	453	3	44	75.50	5.67
4	Brooks, Phillip - KState	6	31	323	2	39	53.83	5.17
5	Henderson, Xzavier - UC	6	30	414	1	49	69.00	5.00
6	Manjack IV, Joseph - UH	6	29	347	3	49	57.83	4.83
7	Stoops, Drake - OU	6	29	258	4	28	43.00	4.83
8	Presley, Brennan - OSU	6	27	217	3	28	36.17	4.50
9	Roberts, Chase - BYU	6	27	421	3	59	70.17	4.50
10	Anthony, Andrej - OU	6	27	429	1	55	71.50	4.50

RECEPTION TDS

#	Player	G	No.	Yds	TD	Long	Avg/c	Yds/g
1	Anderson, Nic - OU	6	11	282	6	52	25.64	47.00
2	Clement, Hudson - WVU	6	12	298	4	70	24.83	49.67
3	Mitchell, Adonai - UT	6	25	354	4	39	14.16	59.00
4	Bradley, Jerand - TTU	7	27	298	4	34	11.04	42.57
5	Golden, Matthew - UH	6	27	295	4	39	10.93	49.17
6	Price, Myles - TTU	7	31	304	4	33	9.81	43.43
7	Stoops, Drake - OU	6	29	258	4	28	8.90	43.00
8	Wiley, Jared - TCU	7	21	167	4	21	7.95	23.86
9	Smith, Braden - UC	6	22	307	3	48	13.95	51.17
10	Grimm, Luke - KU	7	18	244	3	48	13.56	34.86

RECEIVE YDS/GAME (Minimum Games Played Pct. 75%)

#	Player	G	No.	Yds	TD	Long	Avg/c	Yds/g
1	Brown, Samuel - UH	6	37	549	2	53	14.84	91.50
2	Hudson, Kobe - UCF	6	22	473	2	69	21.50	78.83
3	Worthy, Xavier - UT	6	34	453	3	44	13.32	75.50
4	Anthony, Andrej - OU	6	27	429	1	55	15.89	71.50
5	Roberts, Chase - BYU	6	27	421	3	59	15.59	70.17
6	Baker, Javon - UCF	6	21	417	2	65	19.86	69.50
7	Farooq, Jalil - OU	6	20	415	2	49	20.75	69.17
8	Henderson, Xzavier - UC	6	30	414	1	49	13.80	69.00
9	Baldwin, Monaray - Baylor	6	17	404	2	71	23.76	67.33
10	Higgins, Jayden - IowaSt	7	23	438	3	75	19.04	62.57

YARDS PER CATCH (Minimum 2 Receptions/Game, Games Played Pct. 75%)

#	Player	G	No.	Yds	TD	Long	Avg/c	Yds/g
1	Clement, Hudson - WVU	6	12	298	4	70	24.83	49.67
2	Baldwin, Monaray - Baylor	6	17	404	2	71	23.76	67.33
3	Hudson, Kobe - UCF	6	22	473	2	69	21.50	78.83
4	Sanders, Ja'Tavion - UT	6	14	291	1	50	20.79	48.50
5	Farooq, Jalil - OU	6	20	415	2	49	20.75	69.17
6	Baker, Javon - UCF	6	21	417	2	65	19.86	69.50
7	Higgins, Jayden - IowaSt	7	23	438	3	75	19.04	62.57
8	Skinner, Quentin - KU	7	14	264	2	49	18.86	37.71
9	Carter, Devin - WVU	5	14	257	0	49	18.36	51.40
10	Anthony, Andrej - OU	6	27	429	1	55	15.89	71.50

RECEPTIONS

#	Player	G	No.	Yds	TD	Long	Avg/c	Yds/g
1	Brown, Samuel - UH	6	37	549	2	53	14.84	91.50
2	Worthy, Xavier - UT	6	34	453	3	44	13.32	75.50
3	Noel, Jaylin - IowaSt	6	34	308	2	51	9.06	51.33
4	Price, Myles - TTU	7	31	304	4	33	9.81	43.43
5	Brooks, Phillip - KState	6	31	323	2	39	10.42	53.83
6	Henderson, Xzavier - UC	6	30	414	1	49	13.80	69.00
7	Manjack IV, Joseph - UH	6	29	347	3	49	11.97	57.83
8	Stoops, Drake - OU	6	29	258	4	28	8.90	43.00
9	Presley, Brennan - OSU	6	27	217	3	28	8.04	36.17
10	Richardson, JP - TCU	7	27	399	2	59	14.78	57.00

RECEPTION YARDS

#	Player	G	No.	Yds	TD	Long	Avg/c	Yds/g
1	Brown, Samuel - UH	6	37	549	2	53	14.84	91.50
2	Hudson, Kobe - UCF	6	22	473	2	69	21.50	78.83
3	Worthy, Xavier - UT	6	34	453	3	44	13.32	75.50
4	Higgins, Jayden - IowaSt	7	23	438	3	75	19.04	62.57
5	Anthony, Andrej - OU	6	27	429	1	55	15.89	71.50
6	Roberts, Chase - BYU	6	27	421	3	59	15.59	70.17
7	Baker, Javon - UCF	6	21	417	2	65	19.86	69.50
8	Farooq, Jalil - OU	6	20	415	2	49	20.75	69.17
9	Henderson, Xzavier - UC	6	30	414	1	49	13.80	69.00
10	Baldwin, Monaray - Baylor	6	17	404	2	71	23.76	67.33

PUNTING (Minimum 3.6 Punts/Game, Games Played Pct. 75%)

#	Player	G	No.	Yds	Lg	I20	50+	TB	Avg.
1	Rehrow, Ryan - BYU	6	34	1637	66	12	17	3	48.15
2	McNamara, Austin - TTU	7	27	1261	59	9	13	5	46.70
3	Perkins, Tyler - IowaSt	7	39	1754	70	16	13	6	44.97
4	Wilkins, Laine - UH	6	23	1027	66	10	7	2	44.65
5	Blumer, Jack - KState	6	22	953	69	12	5	1	43.32
6	Straw, Oliver - WVU	6	23	988	58	10	5	0	42.96

PATS KICKS MADE

#	Player	G	Made	Att.	Pct.
1	Schmit, Zach - OU	6	33	33	100.00
2	Kell, Griffin - TCU	7	28	29	96.55
3	Garcia, Gino - TTU	7	26	26	100.00
4	Keller, Seth - KU	7	26	27	96.30
5	Boomer, Colton - UCF	6	25	25	100.00
6	Tennant, Chris - KState	6	25	26	96.15
7	Auburn, Bert - UT	6	24	24	100.00
8	Martin, Jack - UH	6	22	22	100.00
9	Ferrin, Will - BYU	6	20	21	95.24
10	Hayes, Michael - WVU	6	18	18	100.00



2023-24 Big 12 Football
Extended Individual Statistics
All games

NUMBER OF PUNTS

#	Player	G	No.	Yds	Lg	I20	50+	TB	Avg.
1	Perkins, Tyler - IowaSt	7	39	1754	70	16	13	6	44.97
2	Rehkow, Ryan - BYU	6	34	1637	66	12	17	3	48.15
3	McNamara, Austin - TTU	7	27	1261	59	9	13	5	46.70
4	Wilkins, Laine - UH	6	23	1027	66	10	7	2	44.65
5	Straw, Oliver - WVU	6	23	988	58	10	5	0	42.96
6	Blumer, Jack - KState	6	22	953	69	12	5	1	43.32
7	Pahl, Wes - OSU	6	20	867	60	5	4	1	43.35
8	Fletcher, Mason - UC	6	20	883	57	12	4	0	44.15
9	Williams, Palmer - Baylor	6	18	789	53	1	5	1	43.83
10	Sandy, Jordy - TCU	7	18	753	57	4	1	0	41.83

YARDS PUNTED

#	Player	G	No.	Yds	Lg	I20	50+	TB	Avg.
1	Perkins, Tyler - IowaSt	7	39	1754	70	16	13	6	44.97
2	Rehkow, Ryan - BYU	6	34	1637	66	12	17	3	48.15
3	McNamara, Austin - TTU	7	27	1261	59	9	13	5	46.70
4	Wilkins, Laine - UH	6	23	1027	66	10	7	2	44.65
5	Straw, Oliver - WVU	6	23	988	58	10	5	0	42.96
6	Blumer, Jack - KState	6	22	953	69	12	5	1	43.32
7	Fletcher, Mason - UC	6	20	883	57	12	4	0	44.15
8	Pahl, Wes - OSU	6	20	867	60	5	4	1	43.35
9	Williams, Palmer - Baylor	6	18	789	53	1	5	1	43.83
10	Sandy, Jordy - TCU	7	18	753	57	4	1	0	41.83

PAT KICKING PCT (Minimum Games Played Pct. 75%)

#	Player	G	Made	Att.	Pct.
1	Brown, Carter - UC	6	17	17	100.00
2	Hankins, Isaiah - Baylor	6	9	9	100.00
3	Auburn, Bert - UT	6	24	24	100.00
4	Schmit, Zach - OU	6	33	33	100.00
5	Contreras, Chase - IowaSt	7	17	17	100.00
6	Garcia, Gino - TTU	7	26	26	100.00
7	Hale, Alex - OSU	6	15	15	100.00
8	Martin, Jack - UH	6	22	22	100.00
9	Hayes, Michael - WVU	6	18	18	100.00
10	Boomer, Colton - UCF	6	25	25	100.00

PAT KICKING ATTEMPTS

#	Player	G	Made	Att.	Pct.
1	Schmit, Zach - OU	6	33	33	100.00
2	Kell, Griffin - TCU	7	28	29	96.55
3	Keller, Seth - KU	7	26	27	96.30
4	Tennant, Chris - KState	6	25	26	96.15
5	Garcia, Gino - TTU	7	26	26	100.00
6	Boomer, Colton - UCF	6	25	25	100.00
7	Auburn, Bert - UT	6	24	24	100.00
8	Martin, Jack - UH	6	22	22	100.00
9	Ferrin, Will - BYU	6	20	21	95.24
10	Hayes, Michael - WVU	6	18	18	100.00

PUNT RETURN AVG (Minimum Games Played Pct. 75%)

#	Player	G	No.	Yds	TD	Long	Avg/g
1	Wilson, Trevor - KU	7	2	80	1	82	40.00
2	Price, Myles - TTU	7	5	85	0	43	17.00
3	Freeman, Gavin - OU	6	8	114	1	82	14.25

FIELD GOALS (Minimum Games Played Pct. 75%)

#	Player	G	Made	Att.	Long	Pct.	FG/G.
1	Hale, Alex - OSU	6	15	18	53	83.33	2.50
2	Auburn, Bert - UT	6	12	17	49	70.59	2.00
3	Brown, Carter - UC	6	11	13	54	84.62	1.83
4	Hankins, Isaiah - Baylor	6	11	14	53	78.57	1.83
5	Contreras, Chase - IowaSt	7	12	16	56	75.00	1.71
6	Kell, Griffin - TCU	7	10	16	57	62.50	1.43
7	Schmit, Zach - OU	6	8	10	46	80.00	1.33
8	Boomer, Colton - UCF	6	7	10	55	70.00	1.17
9	Garcia, Gino - TTU	7	8	12	54	66.67	1.14
10	Keller, Seth - KU	7	7	8	44	87.50	1.00

FIELD GOAL PCT (Minimum Games Played Pct. 75%)

#	Player	G	Made	Att.	Long	Pct.
1	Keller, Seth - KU	7	7	8	44	87.50
2	Brown, Carter - UC	6	11	13	54	84.62
3	Hale, Alex - OSU	6	15	18	53	83.33
4	Hayes, Michael - WVU	6	5	6	49	83.33
5	Schmit, Zach - OU	6	8	10	46	80.00
6	Hankins, Isaiah - Baylor	6	11	14	53	78.57
7	Contreras, Chase - IowaSt	7	12	16	56	75.00
8	Tennant, Chris - KState	6	5	7	51	71.43
9	Auburn, Bert - UT	6	12	17	49	70.59
10	Boomer, Colton - UCF	6	7	10	55	70.00

FIELD GOALS ATTEMPTED

#	Player	G	Made	Att.	Long	Pct.
1	Hale, Alex - OSU	6	15	18	53	83.33
2	Auburn, Bert - UT	6	12	17	49	70.59
3	Contreras, Chase - IowaSt	7	12	16	56	75.00
4	Kell, Griffin - TCU	7	10	16	57	62.50
5	Hankins, Isaiah - Baylor	6	11	14	53	78.57
6	Brown, Carter - UC	6	11	13	54	84.62
7	Garcia, Gino - TTU	7	8	12	54	66.67
8	Boomer, Colton - UCF	6	7	10	55	70.00
9	Schmit, Zach - OU	6	8	10	46	80.00
10	Keller, Seth - KU	7	7	8	44	87.50

FIELD GOALS MADE

#	Player	G	Made	Att.	Long	Pct.
1	Hale, Alex - OSU	6	15	18	53	83.33
2	Auburn, Bert - UT	6	12	17	49	70.59
3	Contreras, Chase - IowaSt	7	12	16	56	75.00
4	Brown, Carter - UC	6	11	13	54	84.62
5	Hankins, Isaiah - Baylor	6	11	14	53	78.57
6	Kell, Griffin - TCU	7	10	16	57	62.50
7	Garcia, Gino - TTU	7	8	12	54	66.67
8	Schmit, Zach - OU	6	8	10	46	80.00
9	Boomer, Colton - UCF	6	7	10	55	70.00
10	Keller, Seth - KU	7	7	8	44	87.50

KICK RETURN AVG (Minimum Games Played Pct. 75%)

#	Player	G	No.	Yds	TD	Long	Avg/g
1	Noel, Jaylin - IowaSt	6	2	110	0	72	55.00
2	Golden, Matthew - UH	6	5	255	2	100	51.00
3	Logan Jr., Kenny - KU	7	1	43	0	43	43.00



2023-24 Big 12 Football
Extended Individual Statistics
All games

PUNT RETURNS (Minimum 1.2 Punt Returns/Game)

#	Player	G	No.	Yds	TD	Long	Avg/g
1	Fox, Preston - WVU	6	13	140	0	20	10.77
2	Noel, Jaylin - IowaSt	6	11	74	0	39	6.73
3	Smith, Braden - UC	6	11	31	0	12	2.82
4	Fleming, Malik - UH	6	9	83	0	48	9.22
5	Nyberg, Hobbs - BYU	6	9	32	0	14	3.56
6	Worthy, Xavier - UT	6	9	128	0	40	14.22
7	Freeman, Gavin - OU	6	8	114	1	82	14.25
8	Townsend, Xavier - UCF	6	8	107	0	29	13.38
9	Brooks, Phillip - KState	6	8	70	0	29	8.75

PUNT RETURN YARDS

#	Player	G	No.	Yds	TD	Long	Avg/g
1	Fox, Preston - WVU	6	13	140	0	20	10.77
2	Worthy, Xavier - UT	6	9	128	0	40	14.22
3	Freeman, Gavin - OU	6	8	114	1	82	14.25
4	Townsend, Xavier - UCF	6	8	107	0	29	13.38
5	Price, Myles - TTU	7	5	85	0	43	17.00
6	Fleming, Malik - UH	6	9	83	0	48	9.22
7	Wilson, Trevor - KU	7	2	80	1	82	40.00
8	Noel, Jaylin - IowaSt	6	11	74	0	39	6.73
9	Brooks, Phillip - KState	6	8	70	0	29	8.75
10	Earle, Jojo - TCU	7	6	39	0	30	6.50

PUNT RETURN TDS

#	Player	G	No.	Yds	TD	Long	Avg/g
1	Fouonji, Loic - TTU	7	0	7	1	7	0.00
2	Wilson, Trevor - KU	7	2	80	1	82	40.00
3	Nowell, Blake - TCU	7	0	24	1	24	0.00

INTERCEPTIONS (Minimum Games Played Pct. 75%)

#	Player	G	No.	Yds	TD	Long	Avg/g
1	Cooper, Jeremiah - IowaSt	7	5	88	1	58	0.71
2	Fleming, Malik - UH	6	3	54	0	35	0.50
3	Hamilton, Isaiah - UH	6	3	18	0	18	0.50
4	Williams, Gentry - OU	6	3	13	0	11	0.50
5	Robinson, Jakob - BYU	6	3	42	1	42	0.50
6	Dunlap, Malik - TTU	7	3	77	1	54	0.43
7	Freyler, Beau - IowaSt	7	3	18	0	18	0.43
8	Thornton, Corey - UCF	5	2	4	0	3	0.40
9	Heckard, Eddie - BYU	6	2	17	0	17	0.33
10	Thompson, Jerrin - UT	6	2	59	1	32	0.33

INTERCEPTION RET YARDS

#	Player	G	No.	Yds	TD	Long	Yds/i
1	Cooper, Jeremiah - IowaSt	7	5	88	1	58	17.60
2	Dunlap, Malik - TTU	7	3	77	1	54	25.67
3	Thompson, Jerrin - UT	6	2	59	1	32	29.50
4	Fleming, Malik - UH	6	3	54	0	35	18.00
5	Newton, Josh - TCU	7	1	53	0	53	53.00
6	Bowman, Billy - OU	6	2	44	1	44	22.00
7	Martinez, Nikai - UCF	6	1	42	0	42	42.00
8	Robinson, Jakob - BYU	6	3	42	1	42	14.00
9	Threats, Bryon - UC	6	2	39	0	33	19.50
10	Epps, Cameron - OSU	6	2	35	1	35	17.50

KICK RETURNS (Minimum 1.2 Total Kick Returns/Game)

#	Player	G	No.	Yds	TD	Long	Avg/g
1	Everhart, Major - TCU	7	18	435	0	86	24.17
2	McCray, Drae - TTU	7	14	373	1	100	26.64
3	Wilson, Trevor - KU	7	11	227	0	34	20.64
4	Nabors, Jordan - Baylor	4	9	181	0	34	20.11
5	Farooq, Jalil - OU	6	9	220	0	62	24.44
6	Gordon Jr., Corey - Baylor	6	9	197	0	36	21.89
7	Jenkins, Parker - UH	6	8	140	0	47	17.50
8	Robinson, Keilan - UT	6	8	157	0	27	19.63
9	White, Jahiem - WVU	5	6	110	0	24	18.33

KICK RETURN YARDS

#	Player	G	No.	Yds	TD	Long	Avg/g
1	Everhart, Major - TCU	7	18	435	0	86	24.17
2	McCray, Drae - TTU	7	14	373	1	100	26.64
3	Golden, Matthew - UH	6	5	255	2	100	51.00
4	Wilson, Trevor - KU	7	11	227	0	34	20.64
5	Farooq, Jalil - OU	6	9	220	0	62	24.44
6	Gordon Jr., Corey - Baylor	6	9	197	0	36	21.89
7	Nabors, Jordan - Baylor	4	9	181	0	34	20.11
8	Kingston, Parker - BYU	6	6	164	0	46	27.33
9	Robinson, Keilan - UT	6	8	157	0	27	19.63
10	Jenkins, Parker - UH	6	8	140	0	47	17.50

KICK RETURN TDS

#	Player	G	No.	Yds	TD	Long	Avg/g
1	Golden, Matthew - UH	6	5	255	2	100	51.00

INTERCEPTION RETURNS

#	Player	G	No.	Yds	TD	Long	Yds/i
1	Cooper, Jeremiah - IowaSt	7	5	88	1	58	17.60
2	Robinson, Jakob - BYU	6	3	42	1	42	14.00
3	Fleming, Malik - UH	6	3	54	0	35	18.00
4	Freyler, Beau - IowaSt	7	3	18	0	18	6.00
5	Dunlap, Malik - TTU	7	3	77	1	54	25.67
6	Williams, Gentry - OU	6	3	13	0	11	4.33
7	Hamilton, Isaiah - UH	6	3	18	0	18	6.00
8	Clark, Bud - TCU	7	2	1	0	1	0.50
9	Tampa, T.J. - IowaSt	7	2	1	0	1	0.50
10	Heckard, Eddie - BYU	6	2	17	0	17	8.50

INTERCEPTION RETURN TDS

#	Player	G	No.	Yds	TD	Long	Yds/i
1	Bradford, Millard - TCU	7	1	35	1	35	35.00
2	Thompson, Jerrin - UT	6	2	59	1	32	29.50
3	Dunlap, Malik - TTU	7	3	77	1	54	25.67
4	Robinson, Jakob - BYU	6	3	42	1	42	14.00
5	Bowman, Billy - OU	6	2	44	1	44	22.00
6	Stutsman, Danny - OU	6	1	30	1	30	30.00
7	Cooper, Jeremiah - IowaSt	7	5	88	1	58	17.60
8	Epps, Cameron - OSU	6	2	35	1	35	17.50
9	Logan Jr., Kenny - KU	7	1	30	1	30	30.00



2023-24 Big 12 Football
Extended Individual Statistics
All games

TACKLES (All positions) (Minimum Games Played Pct. 75%)

#	Player	G	Pos	Solo	Ast	Total	Avg/g
1	Stutsman, Danny - OU	6	LB	27	31	58	9.67
2	Martin, Nickolas - OSU	6	LB	26	28	54	9.00
3	Johnson, Jason - UCF	6	LB	34	18	52	8.67
4	Pierre, Jesiah - TTU	6	LB	27	23	50	8.33
5	Roberts, Ben - TTU	7	LB	29	27	56	8.00
6	Freyler, Beau - IowaSt	7	DB	23	32	55	7.86
7	Daniels, Kendal - OSU	6	S	27	19	46	7.67
8	Kpogba, Lee - WVU	6	LB	24	22	46	7.67
9	Obiazor, Namdi - TCU	7	LB	26	26	52	7.43
10	Robinson, Malik - UH	6	LB	19	25	44	7.33
11	Tooley, Max - BYU	6	LB	25	19	44	7.33
12	Haulcy, A.J. - UH	6	DB	31	12	43	7.17
13	Jones, Matt - Baylor	6	LB	28	14	42	7.00
14	Ford, Jaylan - UT	6	LB	19	21	40	6.67
15	Pace, Deshawn - UC	5	LB	16	17	33	6.60
16	Vongphachanh, AJ - BYU	6	LB	15	24	39	6.50
17	Logan Jr., Kenny - KU	7	S	28	17	45	6.43
18	Moore, Austin - KState	6	LB	25	13	38	6.33
19	Taylor-Demerson, Dadrion - TTU	7	DB	34	10	44	6.29
20	Rucker, Trey - OSU	6	S	18	19	37	6.17
21	Celiscar, Josh - UCF	6	DL	20	16	36	6.00
22	Bobby, Devyn - Baylor	6	S	21	15	36	6.00
23	Oliver, Collin - OSU	6	LB	20	15	35	5.83
24	Kanak, Jaren - OU	6	LB	14	21	35	5.83
25	Sigle, Marques - KState	5	S	23	6	29	5.80
26	Brown, JB - KU	6	LB	22	12	34	5.67
27	Hunter, Lee - UCF	6	DL	20	14	34	5.67
28	Savage, Kobe - KState	6	S	23	10	33	5.50
29	Jones, Dorian - UC	6	LB	12	21	33	5.50
30	Slade, Ethan - BYU	6	DB	18	15	33	5.50
31	Lathan, Trey - WVU	5	LB	11	16	27	5.40
32	Morris, Jamal - UH	6	LB	20	12	32	5.33
33	Hodge, Jamoi - TCU	7	LB	17	20	37	5.29
34	Barron, Jahdae - UT	6	DB	17	14	31	5.17
35	Bishop Jr., Beanie - WVU	6	CB	24	7	31	5.17
36	Robinson, Jakob - BYU	6	CB	16	15	31	5.17
37	Dingle, Jack - UC	6	LB	15	16	31	5.17
38	Yates, Walter - UCF	5	LB	13	12	25	5.00
39	Smith Jr., Mike - Baylor	5	LB	18	7	25	5.00
40	Threats, Bryon - UC	6	S	18	12	30	5.00
41	Banks Jr., Shad - TCU	7	LB	21	13	34	4.86
42	Wilson, Anthony - WVU	6	S	19	10	29	4.83
43	Gbenda, David - UT	6	LB	12	17	29	4.83
44	Cooper, Jeremiah - IowaSt	7	DB	16	17	33	4.71
45	Purchase, Myles - IowaSt	7	DB	22	11	33	4.71
46	Batty, Tyler - BYU	6	DL	15	13	28	4.67
47	Lee III, Will - KState	5	CB	16	7	23	4.60
48	Miller, Rich - KU	7	LB	22	10	32	4.57
49	Ward, Taj - UC	6	DB	15	12	27	4.50
50	Bartlett, Jared - WVU	6	LB	13	14	27	4.50

SACKS (Minimum Games Played Pct. 75%)

#	Player	G	Pos	Solo	Ast	Total	Avg/g
1	Duke, Khalid - KState	6	DE	5	0	5	0.83
2	Morris-Brash, Tre'mon - UCF	6	DL	5	0	5	0.83
3	Ceaser, Nelson - UH	6	DL	4	1	4.5	0.75
4	Booker, Austin - KU	7	DL	4	2	5	0.71
5	Martin, Nickolas - OSU	6	LB	4	0	4	0.67
6	Lawrence, Malachi - UCF	6	DL	4	0	4	0.67
7	Robinson, Jereme - KU	7	DE	4	1	4.5	0.64
8	Batty, Tyler - BYU	6	DL	3	1	3.5	0.58
9	Grzesiak, Daniel - UC	6	LB	3	1	3.5	0.58
10	Oliver, Collin - OSU	6	LB	3	1	3.5	0.58

TACKLES FOR LOSS (Minimum 1.25 Total Tackles For Loss/Game, Games Played Pct. 75%)

#	Player	G	Pos	Solo	Ast	Total	Avg/g
1	Morris-Brash, Tre'mon - UCF	6	DL	11	2	12	2.00
2	Stutsman, Danny - OU	6	LB	7	7	10.5	1.75
3	Jones, Matt - Baylor	6	LB	7	2	8	1.33
4	Martin, Nickolas - OSU	6	LB	6	4	8	1.33
5	Oliver, Collin - OSU	6	LB	7	1	7.5	1.25
6	Moore, Austin - KState	6	LB	6	3	7.5	1.25

FUMBLES FORCED (Minimum Games Played Pct. 75%)

#	Player	G	No.	Avg/g
1	Oliver, Collin - OSU	6	3	0.50
2	Ward, Taj - UC	6	2	0.33
3	Linton, Steve - TTU	7	2	0.29
4	Roberts, Ben - TTU	7	2	0.29
5	Lathan, Trey - WVU	5	1	0.20
6	Caldwell, Jamaree - UH	5	1	0.20
7	Lawrence, Key - OU	6	1	0.17
8	Catalon, Jalen - UT	6	1	0.17
9	Duke, Khalid - KState	6	1	0.17
10	Heckard, Eddie - BYU	6	1	0.17

FUMBLES RECOVERED (Minimum Games Played Pct. 75%)

#	Player	G	No.	Avg/g
1	Grimes, Garrison - Baylor	5	2	0.40
2	Pace, Deshawn - UC	5	1	0.20
3	Randolph, Garmon - Baylor	5	1	0.20
4	Wilson, Trey - Baylor	5	1	0.20
5	Riggs, Austin - BYU	6	1	0.17
6	Jackson, Bryson - Baylor	6	1	0.17
7	Ward, Taj - UC	6	1	0.17
8	Ajjolaiya, Hakeem - UH	6	1	0.17
9	Barron, Jahdae - UT	6	1	0.17
10	Bush, Jett - UT	6	1	0.17

PASSES DEFENDED (Minimum Games Played Pct. 75%)

#	Player	G	Brup	Int.	Total	Avg/g
1	Bishop Jr., Beanie - WVU	6	7	2	9	1.50
2	Thornton, Corey - UCF	5	5	2	7	1.40
3	Parrish, Jacob - KState	5	6	1	7	1.40
4	Dotson, Ra'Mello - KU	7	8	1	9	1.29
5	Cooper, Jeremiah - IowaSt	7	4	5	9	1.29
6	Tampa, T.J. - IowaSt	7	6	2	8	1.14
7	Fleming, Malik - UH	6	3	3	6	1.00
8	Harris, Justin - UC	6	5	1	6	1.00
9	Clark, Bud - TCU	7	5	2	7	1.00
10	Newton, Josh - TCU	7	5	1	6	0.86



**2023-24 Big 12 Football
Extended Team Leaders
All games**

SCORING OFFENSE

Team	G	TD	FG	XPT	2XP	DXP	Saf	Pts	Avg/G
Oklahoma	6	35	8	35	0	0	1	271	45.17
Kansas St.	6	29	5	26	1	0	0	217	36.17
Kansas	7	33	7	29	0	0	0	248	35.43
UCF	6	27	7	25	0	1	0	210	35
Texas	6	25	12	24	0	0	0	210	35
TCU	7	29	10	28	0	0	0	232	33.14
Texas Tech	7	29	8	26	1	0	0	226	32.29
Houston	6	24	4	22	0	0	0	178	29.67
West Virginia	6	22	5	20	2	0	0	171	28.5
BYU	6	22	4	20	1	0	0	166	27.67
Cincinnati	6	18	11	17	1	0	0	160	26.67
Oklahoma St.	6	16	15	15	0	0	0	156	26
Iowa St.	7	18	12	17	0	0	0	161	23
Baylor	6	13	11	9	4	0	1	130	21.67

TOTAL DEFENSE

Team	G	Rush	Pass	Plays	Yards	Avg/P	TD	Avg/G
Texas	6	674	1266	390	1940	4.97	10	323.33
Iowa St.	7	918	1387	479	2305	4.81	14	329.29
Cincinnati	6	625	1381	355	2006	5.65	17	334.33
West Virginia	6	714	1356	394	2070	5.25	16	345
TCU	7	847	1602	487	2449	5.03	15	349.86
Oklahoma	6	682	1435	423	2117	5	7	352.83
Kansas St.	6	649	1593	407	2242	5.51	12	373.67
Texas Tech	7	1028	1627	506	2655	5.25	19	379.29
UCF	6	1183	1140	409	2323	5.68	19	387.17
Baylor	6	1106	1233	373	2339	6.27	23	389.83
Oklahoma St.	6	860	1497	398	2357	5.92	20	392.83
Kansas	7	1128	1645	462	2773	6	23	396.14
BYU	6	899	1489	417	2388	5.73	15	398
Houston	6	972	1602	421	2574	6.11	23	429

SCORING DEFENSE

Team	G	TD	FG	XPT	2XP	DXP	Saf	Pts	Avg/G
Oklahoma	6	8	9	7	1	0	0	84	14
Texas	6	10	9	9	1	0	0	98	16.33
Iowa St.	7	16	9	15	0	0	1	140	20
TCU	7	16	10	15	1	0	0	143	20.43
Kansas St.	6	13	11	13	0	0	0	124	20.67
West Virginia	6	17	6	16	0	0	0	136	22.67
Oklahoma St.	6	20	4	12	2	0	0	148	24.67
Cincinnati	6	18	8	18	0	0	0	150	25
Texas Tech	7	20	11	17	3	0	0	176	25.14
BYU	6	19	8	18	0	0	0	156	26
Kansas	7	23	10	18	2	1	0	192	27.43
UCF	6	21	7	16	2	0	0	167	27.83
Baylor	6	24	4	23	1	0	0	181	30.17
Houston	6	25	4	22	2	0	0	188	31.33

TOTAL OFFENSE PLAYS

Team	G	Rush	Pass	Plays	Yards	Avg/P	TD	Avg/G
TCU	7	1290	2129	552	3419	6.19	27	488.43
Texas Tech	7	1255	1615	509	2870	5.64	26	410
Cincinnati	6	1216	1448	456	2664	5.84	18	444
Oklahoma	6	989	2047	452	3036	6.72	32	506
Baylor	6	729	1677	437	2406	5.51	12	401
Kansas St.	6	1286	1450	434	2736	6.3	29	456
Kansas	7	1484	1618	434	3102	7.15	30	443.14
Oklahoma St.	6	879	1461	433	2340	5.4	15	390
Iowa St.	7	821	1481	431	2302	5.34	17	328.86
Texas	6	1115	1804	425	2919	6.87	23	486.5
Houston	6	804	1659	423	2463	5.82	22	410.5
West Virginia	6	1113	1169	420	2282	5.43	22	380.33
UCF	6	1478	1622	414	3100	7.49	26	516.67
BYU	6	405	1431	371	1836	4.95	21	306

TOUCHDOWNS SCORED

Team	G	TD	FG	XPT	2XP	DXP	Saf	Pts	Avg/G
Oklahoma	6	35	8	35	0	0	1	271	45.17
Kansas	7	33	7	29	0	0	0	248	35.43
Texas Tech	7	29	8	26	1	0	0	226	32.29
TCU	7	29	10	28	0	0	0	232	33.14
Kansas St.	6	29	5	26	1	0	0	217	36.17
UCF	6	27	7	25	0	1	0	210	35
Texas	6	25	12	24	0	0	0	210	35
Houston	6	24	4	22	0	0	0	178	29.67
West Virginia	6	22	5	20	2	0	0	171	28.5
BYU	6	22	4	20	1	0	0	166	27.67
Iowa St.	7	18	12	17	0	0	0	161	23
Cincinnati	6	18	11	17	1	0	0	160	26.67
Oklahoma St.	6	16	15	15	0	0	0	156	26
Baylor	6	13	11	9	4	0	1	130	21.67

TOTAL OFFENSE YARDS

Team	G	Rush	Pass	Plays	Yards	Avg/P	TD	Avg/G
TCU	7	1290	2129	552	3419	6.19	27	488.43
Kansas	7	1484	1618	434	3102	7.15	30	443.14
UCF	6	1478	1622	414	3100	7.49	26	516.67
Oklahoma	6	989	2047	452	3036	6.72	32	506
Texas	6	1115	1804	425	2919	6.87	23	486.5
Texas Tech	7	1255	1615	509	2870	5.64	26	410
Kansas St.	6	1286	1450	434	2736	6.3	29	456
Cincinnati	6	1216	1448	456	2664	5.84	18	444
Houston	6	804	1659	423	2463	5.82	22	410.5
Baylor	6	729	1677	437	2406	5.51	12	401
Oklahoma St.	6	879	1461	433	2340	5.4	15	390
Iowa St.	7	821	1481	431	2302	5.34	17	328.86
West Virginia	6	1113	1169	420	2282	5.43	22	380.33
BYU	6	405	1431	371	1836	4.95	21	306



**2023-24 Big 12 Football
Extended Team Leaders
All games**

PTS SCORED KICKING

Team	G	TD	FG	XPT	2XP	DXP	Saf	Pts	Avg/G
Oklahoma	6	35	8	35	0	0	1	271	45.17
Kansas	7	33	7	29	0	0	0	248	35.43
TCU	7	29	10	28	0	0	0	232	33.14
Texas Tech	7	29	8	26	1	0	0	226	32.29
Kansas St.	6	29	5	26	1	0	0	217	36.17
UCF	6	27	7	25	0	1	0	210	35
Texas	6	25	12	24	0	0	0	210	35
Houston	6	24	4	22	0	0	0	178	29.67
West Virginia	6	22	5	20	2	0	0	171	28.5
BYU	6	22	4	20	1	0	0	166	27.67
Iowa St.	7	18	12	17	0	0	0	161	23
Cincinnati	6	18	11	17	1	0	0	160	26.67
Oklahoma St.	6	16	15	15	0	0	0	156	26
Baylor	6	13	11	9	4	0	1	130	21.67

TOTAL OFF. AVG/PLAY

Team	G	Rush	Pass	Plays	Yards	Avg/P	TD	Avg/G
UCF	6	1478	1622	414	3100	7.49	26	516.67
Kansas	7	1484	1618	434	3102	7.15	30	443.14
Texas	6	1115	1804	425	2919	6.87	23	486.5
Oklahoma	6	989	2047	452	3036	6.72	32	506
Kansas St.	6	1286	1450	434	2736	6.3	29	456
TCU	7	1290	2129	552	3419	6.19	27	488.43
Cincinnati	6	1216	1448	456	2664	5.84	18	444
Houston	6	804	1659	423	2463	5.82	22	410.5
Texas Tech	7	1255	1615	509	2870	5.64	26	410
Baylor	6	729	1677	437	2406	5.51	12	401
West Virginia	6	1113	1169	420	2282	5.43	22	380.33
Oklahoma St.	6	879	1461	433	2340	5.4	15	390
Iowa St.	7	821	1481	431	2302	5.34	17	328.86
BYU	6	405	1431	371	1836	4.95	21	306

TOTAL OFFENSE

Team	G	Rush	Pass	Plays	Yards	Avg/P	TD	Avg/G
UCF	6	1478	1622	414	3100	7.49	26	516.67
Oklahoma	6	989	2047	452	3036	6.72	32	506
TCU	7	1290	2129	552	3419	6.19	27	488.43
Texas	6	1115	1804	425	2919	6.87	23	486.5
Kansas St.	6	1286	1450	434	2736	6.3	29	456
Cincinnati	6	1216	1448	456	2664	5.84	18	444
Kansas	7	1484	1618	434	3102	7.15	30	443.14
Houston	6	804	1659	423	2463	5.82	22	410.5
Texas Tech	7	1255	1615	509	2870	5.64	26	410
Baylor	6	729	1677	437	2406	5.51	12	401
Oklahoma St.	6	879	1461	433	2340	5.4	15	390
West Virginia	6	1113	1169	420	2282	5.43	22	380.33
Iowa St.	7	821	1481	431	2302	5.34	17	328.86
BYU	6	405	1431	371	1836	4.95	21	306

TOTAL OFFENSE TDS

Team	G	Rush	Pass	Plays	Yards	Avg/P	TD	Avg/G
Oklahoma	6	989	2047	452	3036	6.72	32	506
Kansas	7	1484	1618	434	3102	7.15	30	443.14
Kansas St.	6	1286	1450	434	2736	6.3	29	456
TCU	7	1290	2129	552	3419	6.19	27	488.43
UCF	6	1478	1622	414	3100	7.49	26	516.67
Texas Tech	7	1255	1615	509	2870	5.64	26	410
Texas	6	1115	1804	425	2919	6.87	23	486.5
West Virginia	6	1113	1169	420	2282	5.43	22	380.33
Houston	6	804	1659	423	2463	5.82	22	410.5
BYU	6	405	1431	371	1836	4.95	21	306
Cincinnati	6	1216	1448	456	2664	5.84	18	444
Iowa St.	7	821	1481	431	2302	5.34	17	328.86
Oklahoma St.	6	879	1461	433	2340	5.4	15	390
Baylor	6	729	1677	437	2406	5.51	12	401

RUSHING OFFENSE

Team	G	Att	Yards	Avg/A	Long	TD	Avg/G
UCF	6	248	1478	5.96	79	14	246.33
Kansas St.	6	238	1286	5.4	70	19	214.33
Kansas	7	264	1484	5.62	75	16	212
Cincinnati	6	260	1216	4.68	68	6	202.67
Texas	6	232	1115	4.81	67	12	185.83
West Virginia	6	269	1113	4.14	39	14	185.5
TCU	7	271	1290	4.76	74	9	184.29
Texas Tech	7	251	1255	5	58	10	179.29
Oklahoma	6	242	989	4.09	44	14	164.83
Oklahoma St.	6	193	879	4.55	71	8	146.5
Houston	6	200	804	4.02	58	8	134
Baylor	6	213	729	3.42	32	7	121.5
Iowa St.	7	217	821	3.78	55	5	117.29
BYU	6	170	405	2.38	45	10	67.5

RUSHING TDS

Team	G	Att	Yards	Avg/A	Long	TD	Avg/G
Kansas St.	6	238	1286	5.4	70	19	214.33
Kansas	7	264	1484	5.62	75	16	212
West Virginia	6	269	1113	4.14	39	14	185.5
UCF	6	248	1478	5.96	79	14	246.33
Oklahoma	6	242	989	4.09	44	14	164.83
Texas	6	232	1115	4.81	67	12	185.83
Texas Tech	7	251	1255	5	58	10	179.29
BYU	6	170	405	2.38	45	10	67.5
TCU	7	271	1290	4.76	74	9	184.29
Oklahoma St.	6	193	879	4.55	71	8	146.5
Houston	6	200	804	4.02	58	8	134
Baylor	6	213	729	3.42	32	7	121.5
Cincinnati	6	260	1216	4.68	68	6	202.67
Iowa St.	7	217	821	3.78	55	5	117.29



**2023-24 Big 12 Football
Extended Team Leaders
All games**

RUSHING DEFENSE

Team	G	Att	Yards	Avg/A	Long	TD	Avg/G
Cincinnati	6	190	625	3.29	38	5	104.17
Kansas St.	6	186	649	3.49	54	5	108.17
Texas	6	197	674	3.42	62	5	112.33
Oklahoma	6	207	682	3.29	39	1	113.67
West Virginia	6	201	714	3.55	58	4	119
TCU	7	251	847	3.37	55	10	121
Iowa St.	7	238	918	3.86	71	4	131.14
Oklahoma St.	6	210	860	4.1	70	6	143.33
Texas Tech	7	264	1028	3.89	30	9	146.86
BYU	6	201	899	4.47	55	3	149.83
Kansas	7	241	1128	4.68	72	14	161.14
Houston	6	223	972	4.36	54	13	162
Baylor	6	226	1106	4.89	79	14	184.33
UCF	6	239	1183	4.95	75	15	197.17

PASS EFFICIENCY

Team	G	Comp-Att-Int	Pct.	Yds	Avg/G	TD	Effic
Oklahoma	6	154 - 210 - 2	73.33	2047	341.17	18	181.59
Kansas	7	118 - 170 - 3	69.41	1618	231.14	14	173.01
UCF	6	107 - 166 - 6	64.46	1622	270.33	12	163.16
Texas	6	133 - 193 - 3	68.91	1804	300.67	11	163.13
Houston	6	146 - 223 - 3	65.47	1659	276.50	14	145.99
TCU	7	182 - 281 - 10	64.77	2129	304.14	18	142.43
Cincinnati	6	120 - 196 - 8	61.22	1448	241.33	12	135.32
Kansas St.	6	124 - 196 - 7	63.27	1450	241.67	10	135.10
Iowa St.	7	131 - 214 - 5	61.21	1481	211.57	12	133.18
West Virginia	6	82 - 151 - 3	54.30	1169	194.83	8	132.85
BYU	6	115 - 201 - 4	57.21	1431	238.50	11	131.10
Texas Tech	7	151 - 258 - 9	58.53	1615	230.71	16	124.60
Baylor	6	124 - 224 - 4	55.36	1677	279.50	5	122.04
Oklahoma St.	6	139 - 240 - 4	57.92	1461	243.50	7	115.34

YARDS PER RUSH

Team	G	Att	Yards	Avg/A	Long	TD	Avg/G
UCF	6	248	1478	5.96	79	14	246.33
Kansas	7	264	1484	5.62	75	16	212
Kansas St.	6	238	1286	5.4	70	19	214.33
Texas Tech	7	251	1255	5	58	10	179.29
Texas	6	232	1115	4.81	67	12	185.83
TCU	7	271	1290	4.76	74	9	184.29
Cincinnati	6	260	1216	4.68	68	6	202.67
Oklahoma St.	6	193	879	4.55	71	8	146.5
West Virginia	6	269	1113	4.14	39	14	185.5
Oklahoma	6	242	989	4.09	44	14	164.83
Houston	6	200	804	4.02	58	8	134
Iowa St.	7	217	821	3.78	55	5	117.29
Baylor	6	213	729	3.42	32	7	121.5
BYU	6	170	405	2.38	45	10	67.5

PASS DEFENSE EFFIC.

Team	G	Comp-Att-Int	Pct.	Yds	Avg/G	TD	Effic
Iowa St.	7	130 - 241 - 12	53.94	1387	198.14	10	106.02
Texas	6	106 - 193 - 6	54.92	1266	211.00	5	112.35
UCF	6	91 - 170 - 4	53.53	1140	190.00	4	112.92
Oklahoma	6	129 - 216 - 12	59.72	1435	239.17	6	113.58
TCU	7	129 - 236 - 6	54.66	1602	228.86	5	113.59
Kansas St.	6	134 - 221 - 5	60.63	1593	265.50	7	127.11
West Virginia	6	104 - 193 - 5	53.89	1356	226.00	12	128.24
Texas Tech	7	153 - 242 - 5	63.22	1627	232.43	10	129.20
BYU	6	134 - 216 - 8	62.04	1489	248.17	12	130.87
Kansas	7	146 - 221 - 7	66.06	1645	235.00	9	135.69
Houston	6	119 - 198 - 7	60.10	1602	267.00	10	137.66
Cincinnati	6	90 - 165 - 3	54.55	1381	230.17	12	145.21
Oklahoma St.	6	115 - 188 - 6	61.17	1497	249.50	14	146.25
Baylor	6	91 - 147 - 4	61.90	1233	205.50	9	147.12

RUSH ATTEMPTS

Team	G	Att	Yards	Avg/A	Long	TD	Avg/G
TCU	7	271	1290	4.76	74	9	184.29
West Virginia	6	269	1113	4.14	39	14	185.5
Kansas	7	264	1484	5.62	75	16	212
Cincinnati	6	260	1216	4.68	68	6	202.67
Texas Tech	7	251	1255	5	58	10	179.29
UCF	6	248	1478	5.96	79	14	246.33
Oklahoma	6	242	989	4.09	44	14	164.83
Kansas St.	6	238	1286	5.4	70	19	214.33
Texas	6	232	1115	4.81	67	12	185.83
Iowa St.	7	217	821	3.78	55	5	117.29
Baylor	6	213	729	3.42	32	7	121.5
Houston	6	200	804	4.02	58	8	134
Oklahoma St.	6	193	879	4.55	71	8	146.5
BYU	6	170	405	2.38	45	10	67.5



**2023-24 Big 12 Football
Extended Team Leaders
All games**

RUSH YARDS

Team	G	Att	Yards	Avg/A	Long	TD	Avg/G
Kansas	7	264	1484	5.62	75	16	212
UCF	6	248	1478	5.96	79	14	246.33
TCU	7	271	1290	4.76	74	9	184.29
Kansas St.	6	238	1286	5.4	70	19	214.33
Texas Tech	7	251	1255	5	58	10	179.29
Cincinnati	6	260	1216	4.68	68	6	202.67
Texas	6	232	1115	4.81	67	12	185.83
West Virginia	6	269	1113	4.14	39	14	185.5
Oklahoma	6	242	989	4.09	44	14	164.83
Oklahoma St.	6	193	879	4.55	71	8	146.5
Iowa St.	7	217	821	3.78	55	5	117.29
Houston	6	200	804	4.02	58	8	134
Baylor	6	213	729	3.42	32	7	121.5
BYU	6	170	405	2.38	45	10	67.5



**2023-24 Big 12 Football
Extended Team Leaders
All games**

PASS OFFENSE

Team	G	Comp-Att-Int	Pct.	Yds	Avg/A	TD	Avg/G
Oklahoma	6	154 - 210 - 2	73.33	2047	9.75	18	341.17
TCU	7	182 - 281 - 10	64.77	2129	7.58	18	304.14
Texas	6	133 - 193 - 3	68.91	1804	9.35	11	300.67
Baylor	6	124 - 224 - 4	55.36	1677	7.49	5	279.50
Houston	6	146 - 223 - 3	65.47	1659	7.44	14	276.50
UCF	6	107 - 166 - 6	64.46	1622	9.77	12	270.33
Oklahoma St.	6	139 - 240 - 4	57.92	1461	6.09	7	243.50
Kansas St.	6	124 - 196 - 7	63.27	1450	7.40	10	241.67
Cincinnati	6	120 - 196 - 8	61.22	1448	7.39	12	241.33
BYU	6	115 - 201 - 4	57.21	1431	7.12	11	238.50
Kansas	7	118 - 170 - 3	69.41	1618	9.52	14	231.14
Texas Tech	7	151 - 258 - 9	58.53	1615	6.26	16	230.71
Iowa St.	7	131 - 214 - 5	61.21	1481	6.92	12	211.57
West Virginia	6	82 - 151 - 3	54.30	1169	7.74	8	194.83

PASS COMP. PCT

Team	G	Comp-Att-Int	Pct.	Yds	Avg/A	TD	Avg/G
Oklahoma	6	154 - 210 - 2	73.33	2047	9.75	18	341.17
Kansas	7	118 - 170 - 3	69.41	1618	9.52	14	231.14
Texas	6	133 - 193 - 3	68.91	1804	9.35	11	300.67
Houston	6	146 - 223 - 3	65.47	1659	7.44	14	276.50
TCU	7	182 - 281 - 10	64.77	2129	7.58	18	304.14
UCF	6	107 - 166 - 6	64.46	1622	9.77	12	270.33
Kansas St.	6	124 - 196 - 7	63.27	1450	7.40	10	241.67
Cincinnati	6	120 - 196 - 8	61.22	1448	7.39	12	241.33
Iowa St.	7	131 - 214 - 5	61.21	1481	6.92	12	211.57
Texas Tech	7	151 - 258 - 9	58.53	1615	6.26	16	230.71
Oklahoma St.	6	139 - 240 - 4	57.92	1461	6.09	7	243.50
BYU	6	115 - 201 - 4	57.21	1431	7.12	11	238.50
Baylor	6	124 - 224 - 4	55.36	1677	7.49	5	279.50
West Virginia	6	82 - 151 - 3	54.30	1169	7.74	8	194.83

PASS DEFENSE

Team	G	Comp-Att-Int	Pct.	Yds	Avg/A	TD	Avg/G
UCF	6	91 - 170 - 4	53.53	1140	6.71	4	190.00
Iowa St.	7	130 - 241 - 12	53.94	1387	5.76	10	198.14
Baylor	6	91 - 147 - 4	61.90	1233	8.39	9	205.50
Texas	6	106 - 193 - 6	54.92	1266	6.56	5	211.00
West Virginia	6	104 - 193 - 5	53.89	1356	7.03	12	226.00
TCU	7	129 - 236 - 6	54.66	1602	6.79	5	228.86
Cincinnati	6	90 - 165 - 3	54.55	1381	8.37	12	230.17
Texas Tech	7	153 - 242 - 5	63.22	1627	6.72	10	232.43
Kansas	7	146 - 221 - 7	66.06	1645	7.44	9	235.00
Oklahoma	6	129 - 216 - 12	59.72	1435	6.64	6	239.17
BYU	6	134 - 216 - 8	62.04	1489	6.89	12	248.17
Oklahoma St.	6	115 - 188 - 6	61.17	1497	7.96	14	249.50
Kansas St.	6	134 - 221 - 5	60.63	1593	7.21	7	265.50
Houston	6	119 - 198 - 7	60.10	1602	8.09	10	267.00

PASS YDS/COMP.

Team	G	Comp-Att-Int	Pct.	Yds	Avg/A	TD	Avg/G
Oklahoma	6	154 - 210 - 2	73.33	2047	9.75	18	341.17
Kansas	7	118 - 170 - 3	69.41	1618	9.52	14	231.14
UCF	6	107 - 166 - 6	64.46	1622	9.77	12	270.33
Texas	6	133 - 193 - 3	68.91	1804	9.35	11	300.67
Houston	6	146 - 223 - 3	65.47	1659	7.44	14	276.50
TCU	7	182 - 281 - 10	64.77	2129	7.58	18	304.14
Cincinnati	6	120 - 196 - 8	61.22	1448	7.39	12	241.33
Kansas St.	6	124 - 196 - 7	63.27	1450	7.40	10	241.67
Iowa St.	7	131 - 214 - 5	61.21	1481	6.92	12	211.57
West Virginia	6	82 - 151 - 3	54.30	1169	7.74	8	194.83
BYU	6	115 - 201 - 4	57.21	1431	7.12	11	238.50
Texas Tech	7	151 - 258 - 9	58.53	1615	6.26	16	230.71
Baylor	6	124 - 224 - 4	55.36	1677	7.49	5	279.50
Oklahoma St.	6	139 - 240 - 4	57.92	1461	6.09	7	243.50

PASS ATTEMPTS

Team	G	Comp-Att-Int	Pct.	Yds	Avg/A	TD	Avg/G
TCU	7	182 - 281 - 10	64.77	2129	7.58	18	304.14
Texas Tech	7	151 - 258 - 9	58.53	1615	6.26	16	230.71
Oklahoma St.	6	139 - 240 - 4	57.92	1461	6.09	7	243.50
Baylor	6	124 - 224 - 4	55.36	1677	7.49	5	279.50
Houston	6	146 - 223 - 3	65.47	1659	7.44	14	276.50
Iowa St.	7	131 - 214 - 5	61.21	1481	6.92	12	211.57
Oklahoma	6	154 - 210 - 2	73.33	2047	9.75	18	341.17
BYU	6	115 - 201 - 4	57.21	1431	7.12	11	238.50
Kansas St.	6	124 - 196 - 7	63.27	1450	7.40	10	241.67
Cincinnati	6	120 - 196 - 8	61.22	1448	7.39	12	241.33
Texas	6	133 - 193 - 3	68.91	1804	9.35	11	300.67
Kansas	7	118 - 170 - 3	69.41	1618	9.52	14	231.14
UCF	6	107 - 166 - 6	64.46	1622	9.77	12	270.33
West Virginia	6	82 - 151 - 3	54.30	1169	7.74	8	194.83

PASS YDS/ATT.

Team	G	Comp-Att-Int	Pct.	Yds	Avg/A	TD	Avg/G
Kansas	7	118 - 170 - 3	69.41	1618	9.52	14	231.14
UCF	6	107 - 166 - 6	64.46	1622	9.77	12	270.33
Oklahoma	6	154 - 210 - 2	73.33	2047	9.75	18	341.17
Texas	6	133 - 193 - 3	68.91	1804	9.35	11	300.67
TCU	7	182 - 281 - 10	64.77	2129	7.58	18	304.14
Iowa St.	7	131 - 214 - 5	61.21	1481	6.92	12	211.57
Kansas St.	6	124 - 196 - 7	63.27	1450	7.40	10	241.67
Cincinnati	6	120 - 196 - 8	61.22	1448	7.39	12	241.33
Houston	6	146 - 223 - 3	65.47	1659	7.44	14	276.50
Baylor	6	124 - 224 - 4	55.36	1677	7.49	5	279.50
Texas Tech	7	151 - 258 - 9	58.53	1615	6.26	16	230.71
BYU	6	115 - 201 - 4	57.21	1431	7.12	11	238.50
West Virginia	6	82 - 151 - 3	54.30	1169	7.74	8	194.83
Oklahoma St.	6	139 - 240 - 4	57.92	1461	6.09	7	243.50



**2023-24 Big 12 Football
Extended Team Leaders
All games**

PASS COMPLETIONS

Team	G	Comp-Att-Int	Pct.	Yds	Avg/A	TD	Avg/G
TCU	7	182 - 281 - 10	64.77	2129	7.58	18	304.14
Oklahoma	6	154 - 210 - 2	73.33	2047	9.75	18	341.17
Texas Tech	7	151 - 258 - 9	58.53	1615	6.26	16	230.71
Houston	6	146 - 223 - 3	65.47	1659	7.44	14	276.50
Oklahoma St.	6	139 - 240 - 4	57.92	1461	6.09	7	243.50
Texas	6	133 - 193 - 3	68.91	1804	9.35	11	300.67
Iowa St.	7	131 - 214 - 5	61.21	1481	6.92	12	211.57
Kansas St.	6	124 - 196 - 7	63.27	1450	7.40	10	241.67
Baylor	6	124 - 224 - 4	55.36	1677	7.49	5	279.50
Cincinnati	6	120 - 196 - 8	61.22	1448	7.39	12	241.33
Kansas	7	118 - 170 - 3	69.41	1618	9.52	14	231.14
BYU	6	115 - 201 - 4	57.21	1431	7.12	11	238.50
UCF	6	107 - 166 - 6	64.46	1622	9.77	12	270.33
West Virginia	6	82 - 151 - 3	54.30	1169	7.74	8	194.83

PASS INTERCEPTIONS

Team	G	Comp-Att-Int	Pct.	Yds	Avg/A	TD	Avg/G
Oklahoma	6	154 - 210 - 2	73.33	2047	9.75	18	341.17
West Virginia	6	82 - 151 - 3	54.30	1169	7.74	8	194.83
Texas	6	133 - 193 - 3	68.91	1804	9.35	11	300.67
Kansas	7	118 - 170 - 3	69.41	1618	9.52	14	231.14
Houston	6	146 - 223 - 3	65.47	1659	7.44	14	276.50
Oklahoma St.	6	139 - 240 - 4	57.92	1461	6.09	7	243.50
BYU	6	115 - 201 - 4	57.21	1431	7.12	11	238.50
Baylor	6	124 - 224 - 4	55.36	1677	7.49	5	279.50
Iowa St.	7	131 - 214 - 5	61.21	1481	6.92	12	211.57
UCF	6	107 - 166 - 6	64.46	1622	9.77	12	270.33
Kansas St.	6	124 - 196 - 7	63.27	1450	7.40	10	241.67
Cincinnati	6	120 - 196 - 8	61.22	1448	7.39	12	241.33
Texas Tech	7	151 - 258 - 9	58.53	1615	6.26	16	230.71
TCU	7	182 - 281 - 10	64.77	2129	7.58	18	304.14

PASS YARDS

Team	G	Comp-Att-Int	Pct.	Yds	Avg/A	TD	Avg/G
TCU	7	182 - 281 - 10	64.77	2129	7.58	18	304.14
Oklahoma	6	154 - 210 - 2	73.33	2047	9.75	18	341.17
Texas	6	133 - 193 - 3	68.91	1804	9.35	11	300.67
Baylor	6	124 - 224 - 4	55.36	1677	7.49	5	279.50
Houston	6	146 - 223 - 3	65.47	1659	7.44	14	276.50
UCF	6	107 - 166 - 6	64.46	1622	9.77	12	270.33
Kansas	7	118 - 170 - 3	69.41	1618	9.52	14	231.14
Texas Tech	7	151 - 258 - 9	58.53	1615	6.26	16	230.71
Iowa St.	7	131 - 214 - 5	61.21	1481	6.92	12	211.57
Oklahoma St.	6	139 - 240 - 4	57.92	1461	6.09	7	243.50
Kansas St.	6	124 - 196 - 7	63.27	1450	7.40	10	241.67
Cincinnati	6	120 - 196 - 8	61.22	1448	7.39	12	241.33
BYU	6	115 - 201 - 4	57.21	1431	7.12	11	238.50
West Virginia	6	82 - 151 - 3	54.30	1169	7.74	8	194.83

PASSING TDS

Team	G	Comp-Att-Int	Pct.	Yds	Avg/A	TD	Avg/G
TCU	7	182 - 281 - 10	64.77	2129	7.58	18	304.14
Oklahoma	6	154 - 210 - 2	73.33	2047	9.75	18	341.17
Texas Tech	7	151 - 258 - 9	58.53	1615	6.26	16	230.71
Kansas	7	118 - 170 - 3	69.41	1618	9.52	14	231.14
Houston	6	146 - 223 - 3	65.47	1659	7.44	14	276.50
UCF	6	107 - 166 - 6	64.46	1622	9.77	12	270.33
Iowa St.	7	131 - 214 - 5	61.21	1481	6.92	12	211.57
Cincinnati	6	120 - 196 - 8	61.22	1448	7.39	12	241.33
Texas	6	133 - 193 - 3	68.91	1804	9.35	11	300.67
BYU	6	115 - 201 - 4	57.21	1431	7.12	11	238.50
Kansas St.	6	124 - 196 - 7	63.27	1450	7.40	10	241.67
West Virginia	6	82 - 151 - 3	54.30	1169	7.74	8	194.83
Oklahoma St.	6	139 - 240 - 4	57.92	1461	6.09	7	243.50
Baylor	6	124 - 224 - 4	55.36	1677	7.49	5	279.50

FIELD GOALS

Team	G	Made	Att	Pct
Kansas	7	7	8	87.5
Cincinnati	6	11	13	84.62
West Virginia	6	5	6	83.33
Oklahoma St.	6	15	18	83.33
Oklahoma	6	8	10	80
Baylor	6	11	14	78.57
Iowa St.	7	12	16	75
Kansas St.	6	5	7	71.43
Texas	6	12	17	70.59
UCF	6	7	10	70
Texas Tech	7	8	12	66.67
BYU	6	4	6	66.67
TCU	7	10	16	62.5
Houston	6	4	8	50

PATS KICKS MADE

Team	G	Made	Att	Pct
Oklahoma	6	35	35	100
Kansas	7	29	30	96.67
TCU	7	28	29	96.55
Texas Tech	7	26	26	100
Kansas St.	6	26	27	96.3
UCF	6	25	25	100
Texas	6	24	24	100
Houston	6	22	22	100
West Virginia	6	20	20	100
BYU	6	20	21	95.24
Iowa St.	7	17	18	94.44
Cincinnati	6	17	17	100
Oklahoma St.	6	15	15	100
Baylor	6	9	9	100



FIELD GOALS ATTEMPTED

Team	G	Made	Att	Pct
Oklahoma St.	6	15	18	83.33
Texas	6	12	17	70.59
TCU	7	10	16	62.5
Iowa St.	7	12	16	75
Baylor	6	11	14	78.57
Cincinnati	6	11	13	84.62
Texas Tech	7	8	12	66.67
UCF	6	7	10	70
Oklahoma	6	8	10	80
Kansas	7	7	8	87.5
Houston	6	4	8	50
Kansas St.	6	5	7	71.43
West Virginia	6	5	6	83.33
BYU	6	4	6	66.67

NET YARDS PER PUNT

Team	G	No.	Yards	Avg/P	Ret.	Avg/R	TB	Net/P
Texas	6	14	649	46.36	11	3.67	1	44.14
Cincinnati	6	20	883	44.15	17	2.43	0	43.30
BYU	6	34	1637	48.15	115	7.67	3	43.00
Kansas	7	16	673	42.06	0	0.00	0	42.06
Kansas St.	6	22	953	43.32	13	6.50	1	41.82
Texas Tech	7	27	1261	46.70	46	9.20	5	41.30
Houston	6	24	1027	42.79	10	2.00	2	40.71
Oklahoma St.	6	34	1421	41.79	29	3.22	1	40.35
Iowa St.	7	40	1754	43.85	30	3.75	6	40.10
West Virginia	6	25	1014	40.56	19	2.11	0	39.80
Oklahoma	6	19	712	37.47	-3	-0.60	0	37.63
TCU	7	19	753	39.63	43	7.17	0	37.37
Baylor	6	18	789	43.83	137	15.22	1	35.11
UCF	6	14	573	40.93	120	20.00	1	30.93

FIELD GOALS MADE

Team	G	Made	Att	Pct
Oklahoma St.	6	15	18	83.33
Texas	6	12	17	70.59
Iowa St.	7	12	16	75
Cincinnati	6	11	13	84.62
Baylor	6	11	14	78.57
TCU	7	10	16	62.5
Texas Tech	7	8	12	66.67
Oklahoma	6	8	10	80
UCF	6	7	10	70
Kansas	7	7	8	87.5
West Virginia	6	5	6	83.33
Kansas St.	6	5	7	71.43
Houston	6	4	8	50
BYU	6	4	6	66.67

AVG YARDS PER PUNT

Team	G	No.	Yards	Avg/P	Ret.	Avg/R	TB	Net/P
Iowa St.	7	40	1754	43.85	30	3.75	6	40.10
Oklahoma St.	6	34	1421	41.79	29	3.22	1	40.35
BYU	6	34	1637	48.15	115	7.67	3	43.00
Texas Tech	7	27	1261	46.70	46	9.20	5	41.30
West Virginia	6	25	1014	40.56	19	2.11	0	39.80
Houston	6	24	1027	42.79	10	2.00	2	40.71
Kansas St.	6	22	953	43.32	13	6.50	1	41.82
Cincinnati	6	20	883	44.15	17	2.43	0	43.30
TCU	7	19	753	39.63	43	7.17	0	37.37
Oklahoma	6	19	712	37.47	-3	-0.60	0	37.63
Baylor	6	18	789	43.83	137	15.22	1	35.11
Kansas	7	16	673	42.06	0	0.00	0	42.06
UCF	6	14	573	40.93	120	20.00	1	30.93
Texas	6	14	649	46.36	11	3.67	1	44.14

PAT KICKING

Team	G	Made	Att	Pct
West Virginia	6	20	20	100
UCF	6	25	25	100
Texas Tech	7	26	26	100
Texas	6	24	24	100
Oklahoma St.	6	15	15	100
Oklahoma	6	35	35	100
Houston	6	22	22	100
Cincinnati	6	17	17	100
Baylor	6	9	9	100
Kansas	7	29	30	96.67
TCU	7	28	29	96.55
Kansas St.	6	26	27	96.3
BYU	6	20	21	95.24
Iowa St.	7	17	18	94.44

NUMBER OF PUNTS

Team	G	No.	Yards	Avg/P	Ret.	Avg/R	TB	Net/P
Iowa St.	7	40	1754	43.85	30	3.75	6	40.10
Oklahoma St.	6	34	1421	41.79	29	3.22	1	40.35
BYU	6	34	1637	48.15	115	7.67	3	43.00
Texas Tech	7	27	1261	46.70	46	9.20	5	41.30
West Virginia	6	25	1014	40.56	19	2.11	0	39.80
Houston	6	24	1027	42.79	10	2.00	2	40.71
Kansas St.	6	22	953	43.32	13	6.50	1	41.82
Cincinnati	6	20	883	44.15	17	2.43	0	43.30
TCU	7	19	753	39.63	43	7.17	0	37.37
Oklahoma	6	19	712	37.47	-3	-0.60	0	37.63
Baylor	6	18	789	43.83	137	15.22	1	35.11
Kansas	7	16	673	42.06	0	0.00	0	42.06
UCF	6	14	573	40.93	120	20.00	1	30.93
Texas	6	14	649	46.36	11	3.67	1	44.14



**2023-24 Big 12 Football
Extended Team Leaders
All games**

PAT KICK ATTEMPTS

Team	G	Made	Att	Pct
Oklahoma	6	35	35	100
Kansas	7	29	30	96.67
TCU	7	28	29	96.55
Kansas St.	6	26	27	96.3
Texas Tech	7	26	26	100
UCF	6	25	25	100
Texas	6	24	24	100
Houston	6	22	22	100
BYU	6	20	21	95.24
West Virginia	6	20	20	100
Iowa St.	7	17	18	94.44
Cincinnati	6	17	17	100
Oklahoma St.	6	15	15	100
Baylor	6	9	9	100

YARDS PUNTED

Team	G	No.	Yards	Avg/P	Ret.	Avg/R	TB	Net/P
Iowa St.	7	40	1754	43.85	30	3.75	6	40.10
BYU	6	34	1637	48.15	115	7.67	3	43.00
Oklahoma St.	6	34	1421	41.79	29	3.22	1	40.35
Texas Tech	7	27	1261	46.70	46	9.20	5	41.30
Houston	6	24	1027	42.79	10	2.00	2	40.71
West Virginia	6	25	1014	40.56	19	2.11	0	39.80
Kansas St.	6	22	953	43.32	13	6.50	1	41.82
Cincinnati	6	20	883	44.15	17	2.43	0	43.30
Baylor	6	18	789	43.83	137	15.22	1	35.11
TCU	7	19	753	39.63	43	7.17	0	37.37
Oklahoma	6	19	712	37.47	-3	-0.60	0	37.63
Kansas	7	16	673	42.06	0	0.00	0	42.06
Texas	6	14	649	46.36	11	3.67	1	44.14
UCF	6	14	573	40.93	120	20.00	1	30.93

PUNT RETURN AVG

Team	G	No	Yards	TD	Long	Avg.
Kansas	7	3	93	1	82	31
Texas Tech	7	5	92	1	43	18.4
UCF	6	9	119	0	29	13.22
Texas	6	10	131	1	40	13.1
Oklahoma	6	9	114	1	82	12.67
TCU	7	8	78	1	30	9.75
West Virginia	6	14	136	0	20	9.71
Houston	6	10	83	0	48	8.3
Kansas St.	6	9	70	0	29	7.78
Baylor	6	4	29	0	16	7.25
Iowa St.	7	12	82	0	39	6.83
Cincinnati	6	12	43	0	12	3.58
Oklahoma St.	6	4	13	0	13	3.25
BYU	6	10	32	0	14	3.2

KICK RETURNS

Team	G	No.	Yards	TD	Long	Avg.
Baylor	6	22	441	0	36	20.05
TCU	7	20	462	0	86	23.10
Houston	6	18	463	2	100	25.72
Texas Tech	7	17	441	1	100	25.94
Kansas	7	13	282	0	43	21.69
BYU	6	13	298	0	46	22.92
Texas	6	11	169	0	27	15.36
Kansas St.	6	11	197	0	36	17.91
West Virginia	6	10	179	0	24	17.90
Oklahoma St.	6	10	176	0	31	17.60
Oklahoma	6	10	245	0	62	24.50
UCF	6	9	212	0	51	23.56
Cincinnati	6	7	126	0	26	18.00
Iowa St.	7	6	177	0	72	29.50

PUNT RETURNS

Team	G	No	Yards	TD	Long	Avg.
West Virginia	6	14	136	0	20	9.71
Iowa St.	7	12	82	0	39	6.83
Cincinnati	6	12	43	0	12	3.58
Texas	6	10	131	1	40	13.1
Houston	6	10	83	0	48	8.3
BYU	6	10	32	0	14	3.2
UCF	6	9	119	0	29	13.22
Oklahoma	6	9	114	1	82	12.67
Kansas St.	6	9	70	0	29	7.78
TCU	7	8	78	1	30	9.75
Texas Tech	7	5	92	1	43	18.4
Oklahoma St.	6	4	13	0	13	3.25
Baylor	6	4	29	0	16	7.25
Kansas	7	3	93	1	82	31

KICK RETURN YARDS

Team	G	No.	Yards	TD	Long	Avg.
Houston	6	18	463	2	100	25.72
TCU	7	20	462	0	86	23.10
Texas Tech	7	17	441	1	100	25.94
Baylor	6	22	441	0	36	20.05
BYU	6	13	298	0	46	22.92
Kansas	7	13	282	0	43	21.69
Oklahoma	6	10	245	0	62	24.50
UCF	6	9	212	0	51	23.56
Kansas St.	6	11	197	0	36	17.91
West Virginia	6	10	179	0	24	17.90
Iowa St.	7	6	177	0	72	29.50
Oklahoma St.	6	10	176	0	31	17.60
Texas	6	11	169	0	27	15.36
Cincinnati	6	7	126	0	26	18.00



**2023-24 Big 12 Football
Extended Team Leaders
All games**

PUNT RETURN YARDS

Team	G	No	Yards	TD	Long	Avg.
West Virginia	6	14	136	0	20	9.71
Texas	6	10	131	1	40	13.1
UCF	6	9	119	0	29	13.22
Oklahoma	6	9	114	1	82	12.67
Kansas	7	3	93	1	82	31
Texas Tech	7	5	92	1	43	18.4
Houston	6	10	83	0	48	8.3
Iowa St.	7	12	82	0	39	6.83
TCU	7	8	78	1	30	9.75
Kansas St.	6	9	70	0	29	7.78
Cincinnati	6	12	43	0	12	3.58
BYU	6	10	32	0	14	3.2
Baylor	6	4	29	0	16	7.25
Oklahoma St.	6	4	13	0	13	3.25

KICK RETURN TDS

Team	G	No.	Yards	TD	Long	Avg.
Houston	6	18	463	2	100	25.72
Texas Tech	7	17	441	1	100	25.94
West Virginia	6	10	179	0	24	17.90
UCF	6	9	212	0	51	23.56
Texas	6	11	169	0	27	15.36
TCU	7	20	462	0	86	23.10
Oklahoma St.	6	10	176	0	31	17.60
Oklahoma	6	10	245	0	62	24.50
Kansas St.	6	11	197	0	36	17.91
Kansas	7	13	282	0	43	21.69
Iowa St.	7	6	177	0	72	29.50
Cincinnati	6	7	126	0	26	18.00
BYU	6	13	298	0	46	22.92
Baylor	6	22	441	0	36	20.05

PUNT RETURN TDS

Team	G	No	Yards	TD	Long	Avg.
Texas Tech	7	5	92	1	43	18.4
Texas	6	10	131	1	40	13.1
TCU	7	8	78	1	30	9.75
Oklahoma	6	9	114	1	82	12.67
Kansas	7	3	93	1	82	31
West Virginia	6	14	136	0	20	9.71
UCF	6	9	119	0	29	13.22
Oklahoma St.	6	4	13	0	13	3.25
Kansas St.	6	9	70	0	29	7.78
Iowa St.	7	12	82	0	39	6.83
Houston	6	10	83	0	48	8.3
Cincinnati	6	12	43	0	12	3.58
BYU	6	10	32	0	14	3.2
Baylor	6	4	29	0	16	7.25

KICKOFF RETURNS

Team	G	No	Yards	TD	Long	Avg.
Texas	6	42	1745	0	27	41.55
Texas Tech	7	42	1737	1	100	41.36
Iowa St.	7	36	1466	0	72	40.72
Oklahoma St.	6	35	1414	0	31	40.4
BYU	6	32	1288	0	46	40.25
Oklahoma	6	47	1890	0	62	40.21
Baylor	6	29	1153	0	36	39.76
Kansas	7	47	1860	0	43	39.57
Houston	6	29	1126	2	100	38.83
Kansas St.	6	40	1545	0	36	38.63
UCF	6	39	1503	0	51	38.54
West Virginia	6	32	1214	0	24	37.94
TCU	7	45	1678	0	86	37.29
Cincinnati	6	35	1282	0	26	36.63



**2023-24 Big 12 Football
Extended Team Leaders
All games**

INTERCEPTION RETURN AVG

Team	G	No.	Yards	TD	Long	Avg.
West Virginia	6	5	95	0	40	19.00
Texas Tech	7	5	82	1	54	16.40
TCU	7	6	89	1	53	14.83
Texas	6	6	80	1	32	13.33
Cincinnati	6	3	39	0	33	13.00
Oklahoma St.	6	6	73	1	35	12.17
UCF	6	4	46	0	42	11.50
Oklahoma	6	12	125	2	44	10.42
BYU	6	8	83	1	42	10.38
Kansas	7	7	72	1	30	10.29
Houston	6	7	72	0	35	10.29
Iowa St.	7	12	116	1	58	9.67
Kansas St.	6	5	35	0	17	7.00
Baylor	6	4	8	0	5	2.00

FUMBLE RETURNS

Team	G	No.	Yards	TD	Long	Avg.
West Virginia	6	0	0	0	0	0.00
UCF	6	1	87	1	87	87.00
Texas Tech	7	3	0	0	0	0.00
Texas	6	2	0	0	0	0.00
TCU	7	3	14	0	9	4.67
Oklahoma St.	6	1	25	0	25	25.00
Oklahoma	6	3	0	0	0	0.00
Kansas St.	6	2	0	0	0	0.00
Kansas	7	2	28	1	22	14.00
Iowa St.	7	0	0	0	0	0.00
Houston	6	3	0	0	0	0.00
Cincinnati	6	4	0	0	0	0.00
BYU	6	3	0	0	0	0.00
Baylor	6	6	72	1	72	12.00

INTERCEPTION RETURNS

Team	G	No.	Yards	TD	Long	Avg.
Oklahoma	6	12	125	2	44	10.42
Iowa St.	7	12	116	1	58	9.67
BYU	6	8	83	1	42	10.38
Kansas	7	7	72	1	30	10.29
Houston	6	7	72	0	35	10.29
Texas	6	6	80	1	32	13.33
TCU	7	6	89	1	53	14.83
Oklahoma St.	6	6	73	1	35	12.17
West Virginia	6	5	95	0	40	19.00
Texas Tech	7	5	82	1	54	16.40
Kansas St.	6	5	35	0	17	7.00
UCF	6	4	46	0	42	11.50
Baylor	6	4	8	0	5	2.00
Cincinnati	6	3	39	0	33	13.00

FUMBLE RETURN YARDS

Team	G	No.	Yards	TD	Long	Avg.
UCF	6	1	87	1	87	87.00
Baylor	6	6	72	1	72	12.00
Kansas	7	2	28	1	22	14.00
Oklahoma St.	6	1	25	0	25	25.00
TCU	7	3	14	0	9	4.67
West Virginia	6	0	0	0	0	0.00
Texas Tech	7	3	0	0	0	0.00
Texas	6	2	0	0	0	0.00
Oklahoma	6	3	0	0	0	0.00
Kansas St.	6	2	0	0	0	0.00
Iowa St.	7	0	0	0	0	0.00
Houston	6	3	0	0	0	0.00
Cincinnati	6	4	0	0	0	0.00
BYU	6	3	0	0	0	0.00

INTERCEPTION RET YARDS

Team	G	No.	Yards	TD	Long	Avg.
Oklahoma	6	12	125	2	44	10.42
Iowa St.	7	12	116	1	58	9.67
West Virginia	6	5	95	0	40	19.00
TCU	7	6	89	1	53	14.83
BYU	6	8	83	1	42	10.38
Texas Tech	7	5	82	1	54	16.40
Texas	6	6	80	1	32	13.33
Oklahoma St.	6	6	73	1	35	12.17
Kansas	7	7	72	1	30	10.29
Houston	6	7	72	0	35	10.29
UCF	6	4	46	0	42	11.50
Cincinnati	6	3	39	0	33	13.00
Kansas St.	6	5	35	0	17	7.00
Baylor	6	4	8	0	5	2.00

FUMBLE RETURN TDS

Team	G	No.	Yards	TD	Long	Avg.
UCF	6	1	87	1	87	87.00
Kansas	7	2	28	1	22	14.00
Baylor	6	6	72	1	72	12.00
West Virginia	6	0	0	0	0	0.00
Texas Tech	7	3	0	0	0	0.00
Texas	6	2	0	0	0	0.00
TCU	7	3	14	0	9	4.67
Oklahoma St.	6	1	25	0	25	25.00
Oklahoma	6	3	0	0	0	0.00
Kansas St.	6	2	0	0	0	0.00
Iowa St.	7	0	0	0	0	0.00
Houston	6	3	0	0	0	0.00
Cincinnati	6	4	0	0	0	0.00
BYU	6	3	0	0	0	0.00



**2023-24 Big 12 Football
Extended Team Leaders
All games**

INTERCEPTION RETURN TDS

Team	G	No.	Yards	TD	Long	Avg.
Oklahoma	6	12	125	2	44	10.42
Texas Tech	7	5	82	1	54	16.40
Texas	6	6	80	1	32	13.33
TCU	7	6	89	1	53	14.83
Oklahoma St.	6	6	73	1	35	12.17
Kansas	7	7	72	1	30	10.29
Iowa St.	7	12	116	1	58	9.67
BYU	6	8	83	1	42	10.38
West Virginia	6	5	95	0	40	19.00
UCF	6	4	46	0	42	11.50
Kansas St.	6	5	35	0	17	7.00
Houston	6	7	72	0	35	10.29
Cincinnati	6	3	39	0	33	13.00
Baylor	6	4	8	0	5	2.00

FUMBLE RECOVERED

Team	G	No.	Yards	TD	Long	Avg.
Baylor	6	6	72	1	72	12.00
Cincinnati	6	4	0	0	0	0.00
Texas Tech	7	3	0	0	0	0.00
TCU	7	3	14	0	9	4.67
Oklahoma	6	3	0	0	0	0.00
Houston	6	3	0	0	0	0.00
BYU	6	3	0	0	0	0.00
Texas	6	2	0	0	0	0.00
Kansas St.	6	2	0	0	0	0.00
Kansas	7	2	28	1	22	14.00
UCF	6	1	87	1	87	87.00
Oklahoma St.	6	1	25	0	25	25.00
West Virginia	6	0	0	0	0	0.00
Iowa St.	7	0	0	0	0	0.00

FUMBLE RETURN AVG

Team	G	No.	Yards	TD	Long	Avg.
UCF	6	1	87	1	87	87.00
Oklahoma St.	6	1	25	0	25	25.00
Kansas	7	2	28	1	22	14.00
Baylor	6	6	72	1	72	12.00
TCU	7	3	14	0	9	4.67
West Virginia	6	0	0	0	0	0.00
Texas Tech	7	3	0	0	0	0.00
Texas	6	2	0	0	0	0.00
Oklahoma	6	3	0	0	0	0.00
Kansas St.	6	2	0	0	0	0.00
Iowa St.	7	0	0	0	0	0.00
Houston	6	3	0	0	0	0.00
Cincinnati	6	4	0	0	0	0.00
BYU	6	3	0	0	0	0.00

TURNOVER MARGIN

Team	Lost				Gained			Margin	Per/G
	G	Fum	Int	Tot	Fum	Int	Tot		
Oklahoma	6	2	2	4	3	12	15	11	1.83
Iowa St.	7	0	5	5	0	12	12	7	1.00
Houston	6	0	3	3	3	7	10	7	1.17
BYU	6	3	4	7	3	8	11	4	0.67
Oklahoma St.	6	1	4	5	1	6	7	2	0.33
Kansas	7	4	3	7	2	7	9	2	0.29
Baylor	6	4	4	8	6	4	10	2	0.33
Texas	6	4	3	7	2	6	8	1	0.17
Kansas St.	6	0	7	7	2	5	7	0	0.00
West Virginia	6	3	3	6	0	5	5	-1	-0.17
Texas Tech	7	2	9	11	3	5	8	-3	-0.43
TCU	7	2	10	12	3	6	9	-3	-0.43
Cincinnati	6	2	8	10	4	3	7	-3	-0.50
UCF	6	4	6	10	1	4	5	-5	-0.83

FIRST DOWNS

Team	G	Rush	Pass	Pen	Total	Avg/G
TCU	7	79	102	4	185	26.43
Oklahoma	6	59	90	15	164	27.33
Texas Tech	7	71	78	11	160	22.86
Kansas	7	71	75	10	156	22.29
UCF	6	74	62	8	144	24
Texas	6	52	83	7	142	23.67
Cincinnati	6	63	71	8	142	23.67
Kansas St.	6	65	67	9	141	23.5
Houston	6	44	76	11	131	21.83
West Virginia	6	64	47	13	124	20.67
Baylor	6	43	70	7	120	20
Oklahoma St.	6	46	70	3	119	19.83
Iowa St.	7	40	63	8	111	15.86
BYU	6	23	67	12	102	17

3RD-DOWN CONVERSIONS

Team	G	Conv.	Att.	Pct.
Kansas	7	39	73	53.42
Oklahoma	6	42	81	51.85
UCF	6	37	74	50
Kansas St.	6	41	84	48.81
TCU	7	51	107	47.66
Houston	6	38	85	44.71
Cincinnati	6	39	93	41.94
Texas	6	34	83	40.96
Texas Tech	7	42	103	40.78
West Virginia	6	34	84	40.48
Baylor	6	36	94	38.3
Oklahoma St.	6	35	96	36.46
Iowa St.	7	32	102	31.37
BYU	6	24	79	30.38



1ST DOWNS RUSHING

Team	G	Rush	Pass	Pen	Total	Avg/G
TCU	7	79	102	4	185	26.43
UCF	6	74	62	8	144	24
Texas Tech	7	71	78	11	160	22.86
Kansas	7	71	75	10	156	22.29
Kansas St.	6	65	67	9	141	23.5
West Virginia	6	64	47	13	124	20.67
Cincinnati	6	63	71	8	142	23.67
Oklahoma	6	59	90	15	164	27.33
Texas	6	52	83	7	142	23.67
Oklahoma St.	6	46	70	3	119	19.83
Houston	6	44	76	11	131	21.83
Baylor	6	43	70	7	120	20
Iowa St.	7	40	63	8	111	15.86
BYU	6	23	67	12	102	17

OPT 3RD-DN CONVERT

Team	G	Conv.	Att.	Pct.
West Virginia	6	23	81	28.4
Texas	6	23	81	28.4
Oklahoma	6	26	90	28.89
Kansas St.	6	28	87	32.18
Iowa St.	7	35	103	33.98
TCU	7	37	107	34.58
Cincinnati	6	27	77	35.06
Baylor	6	32	79	40.51
Oklahoma St.	6	36	88	40.91
Texas Tech	7	43	105	40.95
BYU	6	37	88	42.05
Kansas	7	40	90	44.44
UCF	6	39	85	45.88
Houston	6	40	85	47.06

1ST DOWNS PASSING

Team	G	Rush	Pass	Pen	Total	Avg/G
TCU	7	79	102	4	185	26.43
Oklahoma	6	59	90	15	164	27.33
Texas	6	52	83	7	142	23.67
Texas Tech	7	71	78	11	160	22.86
Houston	6	44	76	11	131	21.83
Kansas	7	71	75	10	156	22.29
Cincinnati	6	63	71	8	142	23.67
Oklahoma St.	6	46	70	3	119	19.83
Baylor	6	43	70	7	120	20
Kansas St.	6	65	67	9	141	23.5
BYU	6	23	67	12	102	17
Iowa St.	7	40	63	8	111	15.86
UCF	6	74	62	8	144	24
West Virginia	6	64	47	13	124	20.67

4TH-DOWN CONVERSIONS

Team	G	Conv.	Att.	Pct.
Iowa St.	7	9	11	81.82
Oklahoma	6	7	9	77.78
Texas	6	10	14	71.43
Texas Tech	7	15	22	68.18
Oklahoma St.	6	5	8	62.5
UCF	6	6	10	60
West Virginia	6	10	19	52.63
TCU	7	10	20	50
BYU	6	6	12	50
Cincinnati	6	8	17	47.06
Baylor	6	10	22	45.45
Kansas St.	6	4	9	44.44
Houston	6	2	12	16.67
Kansas	7	1	8	12.5

1ST DOWNS BY PENALTY

Team	G	Rush	Pass	Pen	Total	Avg/G
Oklahoma	6	59	90	15	164	27.33
West Virginia	6	64	47	13	124	20.67
BYU	6	23	67	12	102	17
Texas Tech	7	71	78	11	160	22.86
Houston	6	44	76	11	131	21.83
Kansas	7	71	75	10	156	22.29
Kansas St.	6	65	67	9	141	23.5
UCF	6	74	62	8	144	24
Iowa St.	7	40	63	8	111	15.86
Cincinnati	6	63	71	8	142	23.67
Texas	6	52	83	7	142	23.67
Baylor	6	43	70	7	120	20
TCU	7	79	102	4	185	26.43
Oklahoma St.	6	46	70	3	119	19.83

OPP 4TH-DN CONVERT

Team	G	Conv.	Att.	Pct.
Oklahoma St.	6	3	12	25
BYU	6	2	8	25
Texas	6	4	12	33.33
TCU	7	6	18	33.33
Texas Tech	7	7	16	43.75
Kansas St.	6	7	15	46.67
West Virginia	6	7	14	50
Oklahoma	6	8	16	50
Kansas	7	6	11	54.55
UCF	6	4	7	57.14
Iowa St.	7	9	15	60
Baylor	6	8	12	66.67
Cincinnati	6	7	9	77.78
Houston	6	8	9	88.89



**2023-24 Big 12 Football
Extended Team Leaders
All games**

OPPONENT 1ST DOWNS

Team	G	Rush	Pass	Pen	Total	Avg/G
Texas	6	37	56	8	101	16.83
Cincinnati	6	37	54	13	104	17.33
Oklahoma St.	6	46	59	4	109	18.17
West Virginia	6	45	59	6	110	18.33
Kansas St.	6	29	71	10	110	18.33
Oklahoma	6	41	61	9	111	18.5
Baylor	6	53	55	3	111	18.5
BYU	6	46	75	5	126	21
UCF	6	59	59	9	127	21.17
TCU	7	46	68	16	130	18.57
Iowa St.	7	55	65	12	132	18.86
Houston	6	60	69	7	136	22.67
Texas Tech	7	58	74	15	147	21
Kansas	7	53	85	9	147	21



**2023-24 Big 12 Football
Extended Team Leaders
All games**

SACKS BY

Team	G	No.	Yards	Avg/G
TCU	7	19	125	2.71
Kansas	7	18	106	2.57
Oklahoma St.	6	16	86	2.67
Kansas St.	6	16	118	2.67
Texas Tech	7	15	92	2.14
West Virginia	6	14	90	2.33
UCF	6	14	117	2.33
Texas	6	14	85	2.33
Oklahoma	6	14	77	2.33
Cincinnati	6	14	91	2.33
Iowa St.	7	12	77	1.71
Baylor	6	12	64	2
Houston	6	10	48	1.67
BYU	6	7	59	1.17

KICKOFF COVERAGE

Team	G	No	Yards	Avg.	Ret.	TB	NetAvg
Texas	6	42	2688	64	139	26	43.67
Texas Tech	7	42	2669	63.55	257	27	36.98
Iowa St.	7	36	2269	63.03	286	19	43.94
Oklahoma St.	6	35	2165	61.86	143	19	42.26
BYU	6	32	2043	63.84	171	22	36.25
Oklahoma	6	47	2955	62.87	134	30	40.96
Baylor	6	29	1807	62.31	177	14	31.41
Kansas	7	47	2977	63.34	134	38	36.38
Houston	6	29	1809	62.38	349	11	35.72
Kansas St.	6	40	2535	63.38	349	22	42.08
UCF	6	39	2380	61.03	309	20	41.87
West Virginia	6	32	2015	62.97	423	12	48
TCU	7	45	2750	61.11	389	25	36.18
Cincinnati	6	35	2081	59.46	331	16	43.43

SACKS AGAINST

Team	G	No.	Yards	Avg/G
Oklahoma	6	5	30	0.83
Iowa St.	7	5	15	0.71
West Virginia	6	8	42	1.33
Kansas St.	6	8	44	1.33
BYU	6	9	67	1.5
Oklahoma St.	6	10	68	1.67
Kansas	7	10	80	1.43
TCU	7	12	59	1.71
Cincinnati	6	12	61	2
UCF	6	13	109	2.17
Texas	6	14	78	2.33
Houston	6	15	92	2.5
Texas Tech	7	16	112	2.29
Baylor	6	18	145	3

RED ZONE OFFENSE

Team	G	Scores	Pct.	TDs	(R-P)	FGs	TurnO
Oklahoma St.	6	22 - 23	95.65	13	7 - 6	9 - 10	0
Oklahoma	6	30 - 33	90.91	23	14 - 9	7 - 8	2
BYU	6	18 - 20	90.00	14	8 - 6	4 - 5	1
Kansas St.	6	26 - 29	89.66	24	17 - 7	2 - 3	2
Kansas	7	25 - 28	89.29	20	12 - 8	5 - 6	1
Iowa St.	7	16 - 18	88.89	10	4 - 6	6 - 8	0
Texas Tech	7	26 - 31	83.87	21	9 - 12	5 - 5	4
Texas	6	20 - 24	83.33	11	7 - 4	9 - 11	2
West Virginia	6	18 - 22	81.82	16	13 - 3	2 - 2	4
Cincinnati	6	18 - 23	78.26	10	6 - 4	8 - 10	3
UCF	6	19 - 25	76.00	15	11 - 4	4 - 5	4
Houston	6	19 - 25	76.00	17	8 - 9	2 - 2	4
Baylor	6	20 - 28	71.43	10	7 - 3	10 - 11	6
TCU	7	20 - 29	68.97	15	6 - 9	5 - 5	9

PENALTIES

Team	G	No.	Yards	Avg/G
Baylor	6	25	161	26.83
Kansas	7	29	254	36.29
BYU	6	30	241	40.17
Texas	6	30	244	40.67
Oklahoma St.	6	32	249	41.5
West Virginia	6	26	251	41.83
Iowa St.	7	33	306	43.71
Kansas St.	6	30	286	47.67
Texas Tech	7	34	344	49.14
UCF	6	40	332	55.33
Oklahoma	6	39	341	56.83
Houston	6	38	341	56.83
TCU	7	48	401	57.29
Cincinnati	6	39	355	59.17

RED ZONE DEFENSE

Team	G	Scores	Pct.	TDs	(R-P)	FGs	TurnO
Oklahoma	6	7 - 11	63.64	3	0 - 3	4 - 5	3
Texas	6	11 - 16	68.75	5	3 - 2	6 - 6	3
Oklahoma St.	6	9 - 12	75.00	8	5 - 3	1 - 2	2
TCU	7	16 - 21	76.19	10	8 - 2	6 - 6	5
Iowa St.	7	17 - 22	77.27	11	4 - 7	6 - 7	3
West Virginia	6	13 - 16	81.25	8	3 - 5	5 - 6	2
Baylor	6	18 - 22	81.82	15	10 - 5	3 - 5	1
UCF	6	20 - 24	83.33	15	13 - 2	5 - 8	1
BYU	6	15 - 18	83.33	9	2 - 7	6 - 6	2
Houston	6	18 - 21	85.71	16	12 - 4	2 - 2	3
Texas Tech	7	22 - 25	88.00	14	8 - 6	8 - 8	2
Kansas St.	6	15 - 17	88.24	6	5 - 1	9 - 10	1
Cincinnati	6	20 - 22	90.91	13	4 - 9	7 - 8	1
Kansas	7	27 - 27	100.00	18	10 - 8	9 - 9	0



OPPONENT PENALTIES

Team	G	No.	Yards	Avg/G
BYU	6	47	407	67.83
Houston	6	37	349	58.17
West Virginia	6	36	310	51.67
Kansas St.	6	34	297	49.5
Oklahoma	6	40	290	48.33
Texas Tech	7	35	317	45.29
Baylor	6	29	269	44.83
Cincinnati	6	36	252	42
Oklahoma St.	6	33	227	37.83
Kansas	7	30	254	36.29
Texas	6	29	216	36
UCF	6	22	207	34.5
TCU	7	32	235	33.57
Iowa St.	7	27	228	32.57

TIME OF POSSESSION

Team	G	Total possession	Avg/G
West Virginia	6	201:11	33:32
Cincinnati	6	196:33	32:46
Baylor	6	192:52	32:08
Kansas St.	6	185:10	30:52
Texas	6	183:42	30:37
Kansas	7	213:33	30:31
Iowa St.	7	210:50	30:07
Oklahoma	6	179:58	29:59
Houston	6	177:43	29:37
Oklahoma St.	6	177:33	29:35
TCU	7	198:42	28:23
BYU	6	169:30	28:15
UCF	6	168:02	28:01
Texas Tech	7	188:30	26:56



**2023-24 Big 12 Football
Conference Individual Game Highs
All games**

INDIVIDUAL PLAYER GAME HIGHS

Points scored	
30	Avery Johnson (Kansas St.) at Texas Tech (10/14/2023)
24	DJ Giddens (Kansas St.) vs UCF (09/23/2023)
Touchdowns	
5	Avery Johnson (Kansas St.) at Texas Tech (10/14/2023)
4	DJ Giddens (Kansas St.) vs UCF (09/23/2023)
TD responsibility	
7	Emory Jones (Cincinnati) vs Eastern Ky. (09/02/2023) [2r,5p]
Points scored kicking	
17	Alex Hale (Oklahoma St.) vs Kansas St. (10/06/2023) [5fg,2pat]
Total offense yards	
465	Josh Hoover (TCU) vs BYU (10/14/2023) [26r,439p]
437	Garrett Greene (West Virginia) at Houston (10/12/2023) [46r,391p]
Total offense plays	
62	Tyler Shough (Texas Tech) at Wyoming (09/02/2023) [15r,47p]
61	Tyler Shough (Texas Tech) vs Oregon (09/09/2023) [23r,38p]
Total offense yards/play	
39	Xavier Townsend (UCF) at Boise St. (09/09/2023) [39-1]
35	Xavier Worthy (Texas) at Baylor (09/23/2023) [35-1]
Rushing yards	
218	Jonathon Brooks (Texas) vs Kansas (09/30/2023)
207	DJ Giddens (Kansas St.) vs UCF (09/23/2023)
Rushing attempts	
31	Tahj Brooks (Texas Tech) at Baylor (10/07/2023)
30	DJ Giddens (Kansas St.) vs UCF (09/23/2023)
Yards per rush	
54	Jake Strong (Texas Tech) vs Kansas St. (10/14/2023) [54-1]
39	Xavier Townsend (UCF) at Boise St. (09/09/2023) [39-1]
Rushing TDs	
5	Avery Johnson (Kansas St.) at Texas Tech (10/14/2023)
4	DJ Giddens (Kansas St.) vs UCF (09/23/2023)
Longest rush	
79	Johnny Richardson (UCF) vs Baylor (09/30/2023)
75	Devin Neal (Kansas) vs UCF (10/07/2023)
Passing yards	
439	Josh Hoover (TCU) vs BYU (10/14/2023)
421	Dillon Gabriel (Oklahoma) at Tulsa (09/16/2023)
Passing attempts	
58	Josh Hoover (TCU) vs BYU (10/14/2023)
51	Kedon Slovis (BYU) at Kansas (09/23/2023)
Passing TDs	
5	Jason Bean (Kansas) at Oklahoma St. (10/14/2023)
5	Dillon Gabriel (Oklahoma) at Tulsa (09/16/2023)
5	Emory Jones (Cincinnati) vs Eastern Ky. (09/02/2023)
Longest pass	
75	Rocco Becht (Iowa St.) at Cincinnati (10/14/2023)
71	Blake Shapen (Baylor) vs Texas Tech (10/07/2023)
Passes completed	
37	Josh Hoover (TCU) vs BYU (10/14/2023)
31	Quinn Ewers (Texas) vs Oklahoma (N) (10/07/2023)
31	Donovan Smith (Houston) vs Sam Houston (09/23/2023)
31	Tyler Shough (Texas Tech) at Wyoming (09/02/2023)



**2023-24 Big 12 Football
Conference Individual Game Highs
All games**

Had intercepted	
3	Jake Strong (Texas Tech) vs Kansas St. (10/14/2023)
3	Will Howard (Kansas St.) at Oklahoma St. (10/06/2023)
3	Tyler Shough (Texas Tech) vs Oregon (09/09/2023)
Pass completion pct	
100	Grant Tisdale (TCU) vs BYU (10/14/2023) [1-1]
100	Savion Red (Texas) vs Oklahoma (N) (10/07/2023) [1-1]
100	Brennan Presley (Oklahoma St.) vs Kansas St. (10/06/2023) [1-1]
100	J.J. Kohl (Iowa St.) at Oklahoma (09/30/2023) [4-4]
100	LJ Martin (BYU) vs Cincinnati (09/29/2023) [1-1]
100	Xavier Worthy (Texas) at Baylor (09/23/2023) [1-1]
100	Traylon Ray (West Virginia) vs Texas Tech (09/23/2023) [1-1]
100	Parker Kingston (BYU) at Arkansas (09/16/2023) [1-1]
100	Braden Smith (Cincinnati) at Pittsburgh (09/09/2023) [1-1]
100	Treshaun Ward (Kansas St.) vs Southeast Mo. St. (09/02/2023) [1-1]
100	Brady Lichtenberg (Cincinnati) vs Eastern Ky. (09/02/2023) [4-4]
100	Jackson Arnold (Oklahoma) vs Arkansas St. (09/02/2023) [11-11]
Pass yards/attempt	
37	Parker Kingston (BYU) at Arkansas (09/16/2023) [37-1]
35	Xavier Worthy (Texas) at Baylor (09/23/2023) [35-1]
Pass yards/catch	
58	Ui Ale (Houston) vs Sam Houston (09/23/2023) [58-1]
37	Parker Kingston (BYU) at Arkansas (09/16/2023) [37-1]
Receiving yards	
177	Hudson Clement (West Virginia) vs Duquesne (09/09/2023)
172	Jayden Higgins (Iowa St.) at Cincinnati (10/14/2023)
Receptions	
12	Xzavier Henderson (Cincinnati) vs Miami (OH) (09/16/2023)
10	Myles Price (Texas Tech) at Baylor (10/07/2023)
10	Jordan Whittington (Texas) vs Oklahoma (N) (10/07/2023)
10	Adonai Mitchell (Texas) vs Kansas (09/30/2023)
10	Samuel Brown (Houston) at Texas Tech (09/30/2023)
Yards per catch	
122	Ollie Gordon (Oklahoma St.) vs Kansas (10/14/2023) [6-116]
101	Jalil Farooq (Oklahoma) at Tulsa (09/16/2023) [6-126]
Receiving TDs	
3	Nic Anderson (Oklahoma) at Tulsa (09/16/2023)
3	Hudson Clement (West Virginia) vs Duquesne (09/09/2023)
Longest reception	
75	Jayden Higgins (Iowa St.) at Cincinnati (10/14/2023)
71	Monaray Baldwin (Baylor) vs Texas Tech (10/07/2023)
Field goal attempts	
6	Alex Hale (Oklahoma St.) vs Kansas St. (10/06/2023)
5	Alex Hale (Oklahoma St.) vs Kansas (10/14/2023)
5	Griffin Kell (TCU) at Houston (09/16/2023)
5	Gino Garcia (Texas Tech) at Wyoming (09/02/2023)
Field goals made	
5	Alex Hale (Oklahoma St.) vs Kansas St. (10/06/2023)
4	Alex Hale (Oklahoma St.) vs Kansas (10/14/2023)
4	Colton Boomer (UCF) at Boise St. (09/09/2023)
Longest field goal	
57	Griffin Kell (TCU) vs Nicholls (09/09/2023)
56	Chase Contreras (Iowa St.) vs UNI (09/02/2023)
Field goal pct	
100	Chris Tennant (Kansas St.) at Texas Tech (10/14/2023) [1-1]



**2023-24 Big 12 Football
Conference Individual Game Highs
All games**

- 100 Griffin Kell (TCU) vs BYU (10/14/2023) [3-3]
- 100 Will Ferrin (BYU) at TCU (10/14/2023) [1-1]
- 100 Chase Contreras (Iowa St.) at Cincinnati (10/14/2023) [3-3]
- 100 Carter Brown (Cincinnati) vs Iowa St. (10/14/2023) [1-1]
- 100 Michael Hayes (West Virginia) at Houston (10/12/2023) [1-1]
- 100 Gino Garcia (Texas Tech) at Baylor (10/07/2023) [1-1]
- 100 Isaiah Hankins (Baylor) vs Texas Tech (10/07/2023) [2-2]
- 100 Bert Auburn (Texas) vs Oklahoma (N) (10/07/2023) [3-3]
- 100 Chase Contreras (Iowa St.) at Oklahoma (09/30/2023) [2-2]
- 100 Carter Brown (Cincinnati) at BYU (09/29/2023) [2-2]
- 100 Isaiah Hankins (Baylor) vs Texas (09/23/2023) [2-2]
- 100 Michael Hayes (West Virginia) vs Texas Tech (09/23/2023) [2-2]
- 100 Gino Garcia (Texas Tech) at West Virginia (09/23/2023) [2-2]
- 100 Alex Hale (Oklahoma St.) at Iowa St. (09/23/2023) [2-2]
- 100 Chase Contreras (Iowa St.) vs Oklahoma St. (09/23/2023) [2-2]
- 100 Seth Keller (Kansas) vs BYU (09/23/2023) [1-1]
- 100 Will Ferrin (BYU) at Kansas (09/23/2023) [2-2]
- 100 Zach Schmit (Oklahoma) at Cincinnati (09/23/2023) [2-2]
- 100 Griffin Kell (TCU) vs SMU (09/23/2023) [2-2]
- 100 Seth Keller (Kansas) at Nevada (09/16/2023) [1-1]
- 100 Michael Hayes (West Virginia) vs Pittsburgh (09/16/2023) [1-1]
- 100 Bert Auburn (Texas) vs Wyoming (09/16/2023) [1-1]
- 100 Colton Boomer (UCF) vs Villanova (09/16/2023) [2-2]
- 100 Gino Garcia (Texas Tech) vs Tarleton St. (09/16/2023) [2-2]
- 100 Zach Schmit (Oklahoma) at Tulsa (09/16/2023) [1-1]
- 100 Griffin Kell (TCU) vs Nicholls (09/09/2023) [2-2]
- 100 Carter Brown (Cincinnati) at Pittsburgh (09/09/2023) [2-2]
- 100 Colton Boomer (UCF) at Boise St. (09/09/2023) [4-4]
- 100 Seth Keller (Kansas) vs Illinois (09/08/2023) [2-2]
- 100 Alex Hale (Oklahoma St.) vs Central Ark. (09/02/2023) [2-2]
- 100 Chris Tennant (Kansas St.) vs Southeast Mo. St. (09/02/2023) [1-1]
- 100 Carter Brown (Cincinnati) vs Eastern Ky. (09/02/2023) [1-1]
- 100 Chase Contreras (Iowa St.) vs UNI (09/02/2023) [1-1]
- 100 Zach Schmit (Oklahoma) vs Arkansas St. (09/02/2023) [1-1]
- 100 Seth Keller (Kansas) vs Missouri St. (09/01/2023) [2-2]

PAT kicks attempted

- 9 Zach Schmit (Oklahoma) at Tulsa (09/16/2023)
- 9 Carter Brown (Cincinnati) vs Eastern Ky. (09/02/2023)

PAT kicks made

- 9 Zach Schmit (Oklahoma) at Tulsa (09/16/2023)
- 9 Carter Brown (Cincinnati) vs Eastern Ky. (09/02/2023)

PAT kicks pct

- 100 Chris Tennant (Kansas St.) at Texas Tech (10/14/2023) [5-5]
- 100 Gino Garcia (Texas Tech) vs Kansas St. (10/14/2023) [3-3]
- 100 Griffin Kell (TCU) vs BYU (10/14/2023) [5-5]
- 100 Alex Hale (Oklahoma St.) vs Kansas (10/14/2023) [3-3]
- 100 Owen Piepergerdes (Kansas) at Oklahoma St. (10/14/2023) [1-1]
- 100 Chase Contreras (Iowa St.) at Cincinnati (10/14/2023) [3-3]
- 100 Carter Brown (Cincinnati) vs Iowa St. (10/14/2023) [1-1]
- 100 Michael Hayes (West Virginia) at Houston (10/12/2023) [4-4]
- 100 Jack Martin (Houston) vs West Virginia (10/12/2023) [5-5]
- 100 Griffin Kell (TCU) at Iowa St. (10/07/2023) [2-2]
- 100 Gino Garcia (Texas Tech) at Baylor (10/07/2023) [4-4]
- 100 Chase Contreras (Iowa St.) vs TCU (10/07/2023) [3-3]
- 100 Colton Boomer (UCF) at Kansas (10/07/2023) [2-2]
- 100 Owen Piepergerdes (Kansas) vs UCF (10/07/2023) [1-1]



2023-24 Big 12 Football
Conference Individual Game Highs
All games

100 Seth Keller (Kansas) vs UCF (10/07/2023) [5-5]
100 Bert Auburn (Texas) vs Oklahoma (N) (10/07/2023) [3-3]
100 Zach Schmit (Oklahoma) vs Texas (N) (10/07/2023) [4-4]
100 Alex Hale (Oklahoma St.) vs Kansas St. (10/06/2023) [2-2]
100 Chris Tennant (Kansas St.) at Oklahoma St. (10/06/2023) [1-1]
100 Michael Hayes (West Virginia) at TCU (09/30/2023) [3-3]
100 Griffin Kell (TCU) vs West Virginia (09/30/2023) [3-3]
100 Zach Schmit (Oklahoma) vs Iowa St. (09/30/2023) [6-6]
100 Chase Contreras (Iowa St.) at Oklahoma (09/30/2023) [2-2]
100 Colton Boomer (UCF) vs Baylor (09/30/2023) [5-5]
100 Isaiah Hankins (Baylor) at UCF (09/30/2023) [2-2]
100 Bert Auburn (Texas) vs Kansas (09/30/2023) [4-4]
100 Seth Keller (Kansas) at Texas (09/30/2023) [2-2]
100 Gino Garcia (Texas Tech) vs Houston (09/30/2023) [7-7]
100 Jack Martin (Houston) at Texas Tech (09/30/2023) [4-4]
100 Carter Brown (Cincinnati) at BYU (09/29/2023) [3-3]
100 Will Ferrin (BYU) vs Cincinnati (09/29/2023) [5-5]
100 Colton Boomer (UCF) at Kansas St. (09/23/2023) [4-4]
100 Bert Auburn (Texas) at Baylor (09/23/2023) [5-5]
100 Jack Martin (Houston) vs Sam Houston (09/23/2023) [5-5]
100 Michael Hayes (West Virginia) vs Texas Tech (09/23/2023) [2-2]
100 Gino Garcia (Texas Tech) at West Virginia (09/23/2023) [1-1]
100 Alex Hale (Oklahoma St.) at Iowa St. (09/23/2023) [3-3]
100 Chase Contreras (Iowa St.) vs Oklahoma St. (09/23/2023) [4-4]
100 Seth Keller (Kansas) vs BYU (09/23/2023) [5-5]
100 Will Ferrin (BYU) at Kansas (09/23/2023) [3-3]
100 Zach Schmit (Oklahoma) at Cincinnati (09/23/2023) [2-2]
100 Griffin Kell (TCU) vs SMU (09/23/2023) [4-4]
100 Michael Hayes (West Virginia) vs Pittsburgh (09/16/2023) [2-2]
100 Seth Keller (Kansas) at Nevada (09/16/2023) [4-4]
100 Jack Martin (Houston) vs TCU (09/16/2023) [1-1]
100 Carter Brown (Cincinnati) vs Miami (OH) (09/16/2023) [1-1]
100 Bert Auburn (Texas) vs Wyoming (09/16/2023) [4-4]
100 Will Ferrin (BYU) at Arkansas (09/16/2023) [5-5]
100 Colton Boomer (UCF) vs Villanova (09/16/2023) [6-6]
100 Alex Hale (Oklahoma St.) vs South Alabama (09/16/2023) [1-1]
100 Gino Garcia (Texas Tech) vs Tarleton St. (09/16/2023) [5-5]
100 Zach Schmit (Oklahoma) at Tulsa (09/16/2023) [9-9]
100 Chase Contreras (Iowa St.) at Ohio (09/16/2023) [1-1]
100 Chris Tennant (Kansas St.) at Missouri (09/16/2023) [3-3]
100 Isaiah Hankins (Baylor) vs LIU (09/16/2023) [4-4]
100 Alex Hale (Oklahoma St.) at Arizona St. (09/09/2023) [3-3]
100 Griffin Kell (TCU) vs Nicholls (09/09/2023) [5-5]
100 Carter Brown (Cincinnati) at Pittsburgh (09/09/2023) [3-3]
100 Jack Martin (Houston) at Rice (09/09/2023) [5-5]
100 Gino Garcia (Texas Tech) vs Oregon (09/09/2023) [3-3]
100 Michael Hayes (West Virginia) vs Duquesne (09/09/2023) [6-6]
100 Danny King (West Virginia) vs Duquesne (09/09/2023) [2-2]
100 Bert Auburn (Texas) at Alabama (09/09/2023) [4-4]
100 Zach Schmit (Oklahoma) vs SMU (09/09/2023) [4-4]
100 Chase Contreras (Iowa St.) vs Iowa (09/09/2023) [1-1]
100 Isaiah Hankins (Baylor) vs Utah (09/09/2023) [1-1]
100 Chris Tennant (Kansas St.) vs Troy (09/09/2023) [6-6]
100 Seth Keller (Kansas) vs Illinois (09/08/2023) [4-4]
100 Will Ferrin (BYU) vs Sam Houston (09/02/2023) [2-2]
100 Michael Hayes (West Virginia) at Penn St. (09/02/2023) [1-1]
100 Chris Tennant (Kansas St.) vs Southeast Mo. St. (09/02/2023) [5-5]



**2023-24 Big 12 Football
Conference Individual Game Highs
All games**

100	Jack Martin (Houston) vs UTSA (09/02/2023) [2-2]
100	Isaiah Hankins (Baylor) vs Texas St. (09/02/2023) [2-2]
100	Alex Hale (Oklahoma St.) vs Central Ark. (09/02/2023) [3-3]
100	Leyton Simmering (Kansas St.) vs Southeast Mo. St. (09/02/2023) [1-1]
100	Gino Garcia (Texas Tech) at Wyoming (09/02/2023) [3-3]
100	Carter Brown (Cincinnati) vs Eastern Ky. (09/02/2023) [9-9]
100	Bert Auburn (Texas) vs Rice (09/02/2023) [4-4]
100	Chase Contreras (Iowa St.) vs UNI (09/02/2023) [3-3]
100	Gavin Marshall (Oklahoma) vs Arkansas St. (09/02/2023) [2-2]
100	Zach Schmit (Oklahoma) vs Arkansas St. (09/02/2023) [8-8]
100	Griffin Kell (TCU) vs Colorado (09/02/2023) [6-6]
100	Seth Keller (Kansas) vs Missouri St. (09/01/2023) [5-5]
100	Owen Piepergerdes (Kansas) vs Missouri St. (09/01/2023) [1-1]
100	Colton Boomer (UCF) vs Kent St. (08/31/2023) [8-8]
Punts	
9	Ryan Rehkow (BYU) vs Sam Houston (09/02/2023)
8	Tyler Perkins (Iowa St.) vs Oklahoma St. (09/23/2023)
8	Hudson Kaak (Oklahoma St.) at Iowa St. (09/23/2023)
8	Wes Pahl (Oklahoma St.) vs South Alabama (09/16/2023)
8	Tyler Perkins (Iowa St.) vs UNI (09/02/2023)
Yards punted	
447	Ryan Rehkow (BYU) vs Sam Houston (09/02/2023) [9-447]
378	Tyler Perkins (Iowa St.) vs UNI (09/02/2023) [8-378]
Longest punt	
70	Tyler Perkins (Iowa St.) vs UNI (09/02/2023)
Punting avg	
57	Jack Blumer (Kansas St.) vs UCF (09/23/2023) [57-1]
Punt returns	
6	Xavier Townsend (UCF) vs Villanova (09/16/2023)
5	Hobbs Nyberg (BYU) vs Sam Houston (09/02/2023)
Punt return yards	
94	Xavier Townsend (UCF) vs Villanova (09/16/2023)
90	Gavin Freeman (Oklahoma) vs Arkansas St. (09/02/2023)
Longest punt return	
82	Trevor Wilson (Kansas) vs UCF (10/07/2023)
82	Gavin Freeman (Oklahoma) vs Arkansas St. (09/02/2023)
Punt return avg	
82	Trevor Wilson (Kansas) vs UCF (10/07/2023) [82-1]
48	Malik Fleming (Houston) vs UTSA (09/02/2023) [48-1]
Kick returns	
6	Corey Gordon Jr. (Baylor) vs Texas St. (09/02/2023)
Kick return yards	
145	Corey Gordon Jr. (Baylor) vs Texas St. (09/02/2023)
140	Major Everhart (TCU) vs Colorado (09/02/2023)
Kick return avg	
61.5	Matthew Golden (Houston) vs West Virginia (10/12/2023) [123-2]
56	Drae McCray (Texas Tech) vs Houston (09/30/2023) [112-2]
Longest kick return	
100	Matthew Golden (Houston) vs West Virginia (10/12/2023)
100	Drae McCray (Texas Tech) vs Houston (09/30/2023)
Kick return TDs	
1	Matthew Golden (Houston) vs West Virginia (10/12/2023)
1	Drae McCray (Texas Tech) vs Houston (09/30/2023)
1	Matthew Golden (Houston) vs TCU (09/16/2023)
Combined PR/KR yards	



**2023-24 Big 12 Football
Conference Individual Game Highs
All games**

145	Corey Gordon Jr. (Baylor) vs Texas St. (09/02/2023) [0pr,145kr]
140	Major Everhart (TCU) vs Colorado (09/02/2023) [0pr,140kr]
Interceptions	
2	Kobe Savage (Kansas St.) at Texas Tech (10/14/2023)
2	Beau Freyler (Iowa St.) vs TCU (10/07/2023)
2	Cameron Epps (Oklahoma St.) vs Kansas St. (10/06/2023)
2	Malik Dunlap (Texas Tech) vs Tarleton St. (09/16/2023)
2	Jakob Robinson (BYU) vs Sam Houston (09/02/2023)
2	Malik Fleming (Houston) vs UTSA (09/02/2023)
2	Jeremiah Cooper (Iowa St.) vs UNI (09/02/2023)
Interception return yds	
88	Jeremiah Cooper (Iowa St.) vs UNI (09/02/2023)
56	Malik Dunlap (Texas Tech) vs Tarleton St. (09/16/2023)
Interception return avg	
53	Josh Newton (TCU) vs SMU (09/23/2023) [53-1]
44	Billy Bowman (Oklahoma) vs Iowa St. (09/30/2023) [44-1]
44	Jeremiah Cooper (Iowa St.) vs UNI (09/02/2023) [88-2]
Longest interception rtn	
58	Jeremiah Cooper (Iowa St.) vs UNI (09/02/2023)
54	Malik Dunlap (Texas Tech) vs Tarleton St. (09/16/2023)
All-purpose yards	
293	DJ Giddens (Kansas St.) vs UCF (09/23/2023)
284	Ollie Gordon (Oklahoma St.) vs Kansas (10/14/2023)
Tackles	
17	Nickolas Martin (Oklahoma St.) vs Kansas St. (10/06/2023) [10-7]
17	Danny Stutsman (Oklahoma) vs SMU (09/09/2023) [5-12]
Sacks	
3	Steve Linton (Texas Tech) at Baylor (10/07/2023) [0-3]
2.5	Collin Oliver (Oklahoma St.) vs Kansas (10/14/2023) [1-2]
Tackles for loss	
3.5	Matt Jones (Baylor) at UCF (09/30/2023) [3-1]
3.5	Matt Jones (Baylor) vs Texas (09/23/2023) [3-1]
3.5	Danny Stutsman (Oklahoma) at Cincinnati (09/23/2023) [3-1]



**2023-24 Big 12 Football
Conference Individual Game Highs
All games**

200-Yard Rushing Performances

- 218 Jonathon Brooks (Texas) vs Kansas (09/30/2023)
- 207 DJ Giddens (Kansas St.) vs UCF (09/23/2023)

100-Yard Rushing Performances

- 218 Jonathon Brooks (Texas) vs Kansas (09/30/2023)
- 207 DJ Giddens (Kansas St.) vs UCF (09/23/2023)
- 170 Tahj Brooks (Texas Tech) at Baylor (10/07/2023)
- 168 Ollie Gordon (Oklahoma St.) vs Kansas (10/14/2023)
- 164 Jonathon Brooks (Texas) vs Wyoming (09/16/2023)
- 164 Emani Bailey (TCU) vs Colorado (09/02/2023)
- 158 Tahj Brooks (Texas Tech) vs Tarleton St. (09/16/2023)
- 154 Devin Neal (Kansas) vs UCF (10/07/2023)
- 153 Corey Kiner (Cincinnati) at Pittsburgh (09/09/2023)
- 152 Emani Bailey (TCU) at Iowa St. (10/07/2023)
- 149 Tahj Brooks (Texas Tech) at West Virginia (09/23/2023)
- 136 Ollie Gordon (Oklahoma St.) vs Kansas St. (10/06/2023)
- 134 Daniel Hishaw (Kansas) vs UCF (10/07/2023)
- 133 RJ Harvey (UCF) at Kansas (10/07/2023)
- 129 Jonathon Brooks (Texas) vs Oklahoma (N) (10/07/2023)
- 128 DJ Giddens (Kansas St.) vs Southeast Mo. St. (09/02/2023)
- 126 Emani Bailey (TCU) vs SMU (09/23/2023)
- 126 Emani Bailey (TCU) at Houston (09/16/2023)
- 121 Ollie Gordon (Oklahoma St.) at Iowa St. (09/23/2023)
- 120 Devin Neal (Kansas) vs Illinois (09/08/2023)
- 118 Treshaun Ward (Kansas St.) at Texas Tech (10/14/2023)
- 117 Tawee Walker (Oklahoma) vs SMU (09/09/2023)
- 113 Dillon Gabriel (Oklahoma) vs Texas (N) (10/07/2023)
- 111 Cam'Ron Valdez (Texas Tech) vs Houston (09/30/2023)
- 111 Dawson Pendergrass (Baylor) vs LIU (09/16/2023)
- 110 Jahiem White (West Virginia) vs Duquesne (09/09/2023)
- 106 Jonathon Brooks (Texas) at Baylor (09/23/2023)
- 105 Johnny Richardson (UCF) vs Baylor (09/30/2023)
- 105 Parker Jenkins (Houston) vs Sam Houston (09/23/2023)
- 105 Corey Kiner (Cincinnati) vs Eastern Ky. (09/02/2023)
- 104 Will Howard (Kansas St.) at Oklahoma St. (10/06/2023)
- 104 Ryan Montgomery (Cincinnati) vs Miami (OH) (09/16/2023)
- 102 CJ Donaldson (West Virginia) vs Pittsburgh (09/16/2023)
- 101 Tahj Brooks (Texas Tech) vs Houston (09/30/2023)
- 101 Emory Jones (Cincinnati) vs Miami (OH) (09/16/2023)
- 101 Tyler Shough (Texas Tech) vs Oregon (09/09/2023)
- 100 Richard Reese (Baylor) at UCF (09/30/2023)
- 100 Johnny Richardson (UCF) vs Kent St. (08/31/2023)

Number of 100-Yard Rushing Performances

- 4 Jonathon Brooks, Texas
- 4 Tahj Brooks, Texas Tech
- 4 Emani Bailey, TCU
- 3 Ollie Gordon, Oklahoma St.
- 2 DJ Giddens, Kansas St.
- 2 Devin Neal, Kansas
- 2 Corey Kiner, Cincinnati
- 2 Johnny Richardson, UCF
- 1 Daniel Hishaw, Kansas
- 1 RJ Harvey, UCF
- 1 Treshaun Ward, Kansas St.
- 1 Tawee Walker, Oklahoma
- 1 Dillon Gabriel, Oklahoma



**2023-24 Big 12 Football
Conference Individual Game Highs
All games**

- 1 Cam'Ron Valdez, Texas Tech
- 1 Dawson Pendergrass, Baylor
- 1 Jahiem White, West Virginia
- 1 Parker Jenkins, Houston
- 1 Will Howard, Kansas St.
- 1 Ryan Montgomery, Cincinnati
- 1 CJ Donaldson, West Virginia
- 1 Emory Jones, Cincinnati
- 1 Tyler Shough, Texas Tech
- 1 Richard Reese, Baylor

500-Yard Passing Performances

400-Yard Passing Performances

- 439 Josh Hoover (TCU) vs BYU (10/14/2023)
- 421 Dillon Gabriel (Oklahoma) at Tulsa (09/16/2023)
- 410 Jason Bean (Kansas) at Oklahoma St. (10/14/2023)

300-Yard Passing Performances

- 439 Josh Hoover (TCU) vs BYU (10/14/2023)
- 421 Dillon Gabriel (Oklahoma) at Tulsa (09/16/2023)
- 410 Jason Bean (Kansas) at Oklahoma St. (10/14/2023)
- 391 Garrett Greene (West Virginia) at Houston (10/12/2023)
- 366 Dillon Gabriel (Oklahoma) vs Iowa St. (09/30/2023)
- 357 Kedon Slovis (BYU) at Kansas (09/23/2023)
- 349 Quinn Ewers (Texas) at Alabama (09/09/2023)
- 348 Rocco Becht (Iowa St.) vs Oklahoma St. (09/23/2023)
- 348 Kedon Slovis (BYU) vs Southern Utah (09/09/2023)
- 346 Quinn Ewers (Texas) vs Oklahoma (N) (10/07/2023)
- 345 Emory Jones (Cincinnati) vs Eastern Ky. (09/02/2023)
- 338 Tyler Shough (Texas Tech) at Wyoming (09/02/2023)
- 336 Alan Bowman (Oklahoma St.) vs Kansas (10/14/2023)
- 336 Donovan Smith (Houston) at Texas Tech (09/30/2023)
- 325 Quinn Ewers (Texas) vs Kansas (09/30/2023)
- 324 Blake Shapen (Baylor) vs Texas Tech (10/07/2023)
- 322 Dillon Gabriel (Oklahoma) at Cincinnati (09/23/2023)
- 321 Timmy McClain (UCF) vs Villanova (09/16/2023)
- 314 Chandler Morris (TCU) at Houston (09/16/2023)
- 308 Dillon Gabriel (Oklahoma) vs Arkansas St. (09/02/2023)
- 303 Blake Shapen (Baylor) vs Texas St. (09/02/2023)

Number of 300-Yard Passing Performances

- 4 Dillon Gabriel, Oklahoma
- 3 Quinn Ewers, Texas
- 2 Kedon Slovis, BYU
- 2 Blake Shapen, Baylor
- 1 Josh Hoover, TCU
- 1 Jason Bean, Kansas
- 1 Garrett Greene, West Virginia
- 1 Rocco Becht, Iowa St.
- 1 Emory Jones, Cincinnati
- 1 Tyler Shough, Texas Tech
- 1 Alan Bowman, Oklahoma St.
- 1 Donovan Smith, Houston
- 1 Timmy McClain, UCF
- 1 Chandler Morris, TCU

200-Yard Receiving Performances

100-Yard Receiving Performances

- 177 Hudson Clement (West Virginia) vs Duquesne (09/09/2023)
- 172 Jayden Higgins (Iowa St.) at Cincinnati (10/14/2023)



**2023-24 Big 12 Football
Conference Individual Game Highs
All games**

- 150 Monaray Baldwin (Baylor) at UCF (09/30/2023)
- 149 Xzavier Henderson (Cincinnati) vs Eastern Ky. (09/02/2023)
- 147 Kobe Hudson (UCF) vs Villanova (09/16/2023)
- 146 Jaylin Noel (Iowa St.) vs Oklahoma St. (09/23/2023)
- 141 Adonai Mitchell (Texas) vs Kansas (09/30/2023)
- 140 Xzavier Henderson (Cincinnati) vs Miami (OH) (09/16/2023)
- 138 Kobe Hudson (UCF) at Kansas St. (09/23/2023)
- 138 Samuel Brown (Houston) at Rice (09/09/2023)
- 134 Kobe Hudson (UCF) at Boise St. (09/09/2023)
- 131 Chase Roberts (BYU) vs Cincinnati (09/29/2023)
- 130 Jalil Farooq (Oklahoma) vs Texas (N) (10/07/2023)
- 126 Monaray Baldwin (Baylor) vs Texas Tech (10/07/2023)
- 126 Jalil Farooq (Oklahoma) at Tulsa (09/16/2023)
- 120 Nic Anderson (Oklahoma) at Tulsa (09/16/2023)
- 119 RJ Garcia II (Kansas St.) vs Southeast Mo. St. (09/02/2023)
- 117 Andre Anthony (Oklahoma) at Cincinnati (09/23/2023)
- 116 Ollie Gordon (Oklahoma St.) vs Kansas (10/14/2023)
- 116 Devin Carter (West Virginia) at Houston (10/12/2023)
- 115 Jordan Whittington (Texas) vs Oklahoma (N) (10/07/2023)
- 114 Ja'Tavion Sanders (Texas) at Alabama (09/09/2023)
- 113 Javon Baker (UCF) vs Baylor (09/30/2023)
- 113 Samuel Brown (Houston) at Texas Tech (09/30/2023)
- 112 Rashod Owens (Oklahoma St.) vs Kansas (10/14/2023)
- 112 Andre Anthony (Oklahoma) at Tulsa (09/16/2023)
- 112 Isaac Rex (BYU) vs Southern Utah (09/09/2023)
- 110 Ja'Tavion Sanders (Texas) at Baylor (09/23/2023)
- 108 Xavier Worthy (Texas) vs Oklahoma (N) (10/07/2023)
- 106 Samuel Brown (Houston) vs UTSA (09/02/2023)
- 104 JP Richardson (TCU) vs BYU (10/14/2023)
- 102 Coy Eakin (Texas Tech) vs Kansas St. (10/14/2023)
- 101 Drake Dabney (Baylor) vs Texas St. (09/02/2023)
- 100 Ben Sinnott (Kansas St.) vs Southeast Mo. St. (09/02/2023)

Number of 100-Yard Receiving Performances

- 3 Kobe Hudson, UCF
- 3 Samuel Brown, Houston
- 2 Monaray Baldwin, Baylor
- 2 Xzavier Henderson, Cincinnati
- 2 Jalil Farooq, Oklahoma
- 2 Andre Anthony, Oklahoma
- 2 Ja'Tavion Sanders, Texas
- 1 Hudson Clement, West Virginia
- 1 Jayden Higgins, Iowa St.
- 1 Jaylin Noel, Iowa St.
- 1 Adonai Mitchell, Texas
- 1 Chase Roberts, BYU
- 1 Nic Anderson, Oklahoma
- 1 RJ Garcia II, Kansas St.
- 1 Ollie Gordon, Oklahoma St.
- 1 Devin Carter, West Virginia
- 1 Jordan Whittington, Texas
- 1 Javon Baker, UCF
- 1 Rashod Owens, Oklahoma St.
- 1 Isaac Rex, BYU
- 1 Xavier Worthy, Texas
- 1 JP Richardson, TCU
- 1 Coy Eakin, Texas Tech



**2023-24 Big 12 Football
Conference Individual Game Highs
All games**

-
- | | |
|---|-------------------------|
| 1 | Drake Dabney, Baylor |
| 1 | Ben Sinnott, Kansas St. |



2023-24 Big 12 Football
Team Highs
All games

POINTS	73	Oklahoma vs Arkansas St. (09/02/2023)
POINTS SCORED KICKING	17	Oklahoma St. vs Kansas St. (10/06/2023)
TOUCHDOWNS	10	Oklahoma vs Arkansas St. (09/02/2023)
TOTAL OFFENSE YARDS	723	UCF vs Kent St. (08/31/2023)
TOTAL OFFENSE PLAYS	91	Cincinnati vs Miami (OH) (09/16/2023)
TOTAL OFFENSE YARDS/PLAY	9.4	Oklahoma at Tulsa (09/16/2023)
RUSHING YARDS	399	Kansas vs UCF (10/07/2023)
RUSHING ATTEMPTS	57	Cincinnati vs Miami (OH) (09/16/2023)
YARDS PER RUSH	8.5	UCF vs Kent St. (08/31/2023)
RUSHING TDS	6	Kansas St. vs UCF (09/23/2023)
	6	Oklahoma vs Arkansas St. (09/02/2023)
LONGEST RUSH	79	UCF vs Baylor (09/30/2023)
PASSING YARDS	476	Oklahoma at Tulsa (09/16/2023)
PASSING ATTEMPTS	59	TCU vs BYU (10/14/2023)
PASSING TDS	6	Oklahoma at Tulsa (09/16/2023)
	6	Cincinnati vs Eastern Ky. (09/02/2023)
LONGEST PASS	75	Iowa St. at Cincinnati (10/14/2023)
PASSES COMPLETED	38	TCU vs BYU (10/14/2023)
HAD INTERCEPTED	4	TCU at Iowa St. (10/07/2023)
PASS COMPLETION PCT	90.9	Oklahoma vs Arkansas St. (09/02/2023)
PASSING YARDS/ATTEMPT	16.2	Cincinnati vs Eastern Ky. (09/02/2023)
YARDS PER CATCH	19.6	West Virginia at Houston (10/12/2023)
FIELD GOAL ATTEMPTS	6	Oklahoma St. vs Kansas St. (10/06/2023)
FIELD GOALS MADE	5	Oklahoma St. vs Kansas St. (10/06/2023)
LONGEST FIELD GOAL	57	TCU vs Nicholls (09/09/2023)



2023-24 Big 12 Football
Team Highs
All games

FIELD GOAL PCT	100.0	Kansas St. at Texas Tech (10/14/2023)
	100.0	BYU at TCU (10/14/2023)
	100.0	TCU vs BYU (10/14/2023)
	100.0	Cincinnati vs Iowa St. (10/14/2023)
	100.0	Iowa St. at Cincinnati (10/14/2023)
	100.0	West Virginia at Houston (10/12/2023)
	100.0	Baylor vs Texas Tech (10/07/2023)
	100.0	Texas Tech at Baylor (10/07/2023)
	100.0	Texas vs Oklahoma (N) (10/07/2023)
	100.0	Iowa St. at Oklahoma (09/30/2023)
	100.0	Cincinnati at BYU (09/29/2023)
	100.0	Baylor vs Texas (09/23/2023)
	100.0	Texas Tech at West Virginia (09/23/2023)
	100.0	West Virginia vs Texas Tech (09/23/2023)
	100.0	Iowa St. vs Oklahoma St. (09/23/2023)
	100.0	Oklahoma St. at Iowa St. (09/23/2023)
	100.0	BYU at Kansas (09/23/2023)
	100.0	Kansas vs BYU (09/23/2023)
	100.0	Oklahoma at Cincinnati (09/23/2023)
	100.0	TCU vs SMU (09/23/2023)
	100.0	Kansas at Nevada (09/16/2023)
	100.0	West Virginia vs Pittsburgh (09/16/2023)
	100.0	Texas vs Wyoming (09/16/2023)
	100.0	UCF vs Villanova (09/16/2023)
	100.0	Texas Tech vs Tarleton St. (09/16/2023)
	100.0	Oklahoma at Tulsa (09/16/2023)
	100.0	TCU vs Nicholls (09/09/2023)
	100.0	Cincinnati at Pittsburgh (09/09/2023)
	100.0	UCF at Boise St. (09/09/2023)
	100.0	Kansas vs Illinois (09/08/2023)
	100.0	Kansas St. vs Southeast Mo. St. (09/02/2023)
	100.0	Oklahoma St. vs Central Ark. (09/02/2023)
	100.0	Cincinnati vs Eastern Ky. (09/02/2023)
100.0	Iowa St. vs UNI (09/02/2023)	
100.0	Oklahoma vs Arkansas St. (09/02/2023)	
100.0	Kansas vs Missouri St. (09/01/2023)	
PAT KICKS ATTEMPTED	10	Oklahoma vs Arkansas St. (09/02/2023)
PAT KICKS MADE	10	Oklahoma vs Arkansas St. (09/02/2023)



2023-24 Big 12 Football
Team Highs
All games

PAT KICKS PCT		
	100.0	Kansas St. at Texas Tech (10/14/2023)
	100.0	Texas Tech vs Kansas St. (10/14/2023)
	100.0	Oklahoma St. vs Kansas (10/14/2023)
	100.0	TCU vs BYU (10/14/2023)
	100.0	Cincinnati vs Iowa St. (10/14/2023)
	100.0	Iowa St. at Cincinnati (10/14/2023)
	100.0	Houston vs West Virginia (10/12/2023)
	100.0	West Virginia at Houston (10/12/2023)
	100.0	TCU at Iowa St. (10/07/2023)
	100.0	Texas Tech at Baylor (10/07/2023)
	100.0	Iowa St. vs TCU (10/07/2023)
	100.0	UCF at Kansas (10/07/2023)
	100.0	Kansas vs UCF (10/07/2023)
	100.0	Texas vs Oklahoma (N) (10/07/2023)
	100.0	Oklahoma vs Texas (N) (10/07/2023)
	100.0	Kansas St. at Oklahoma St. (10/06/2023)
	100.0	Oklahoma St. vs Kansas St. (10/06/2023)
	100.0	TCU vs West Virginia (09/30/2023)
	100.0	West Virginia at TCU (09/30/2023)
	100.0	Oklahoma vs Iowa St. (09/30/2023)
	100.0	Iowa St. at Oklahoma (09/30/2023)
	100.0	Baylor at UCF (09/30/2023)
	100.0	UCF vs Baylor (09/30/2023)
	100.0	Kansas at Texas (09/30/2023)
	100.0	Texas vs Kansas (09/30/2023)
	100.0	Houston at Texas Tech (09/30/2023)
	100.0	Texas Tech vs Houston (09/30/2023)
	100.0	Cincinnati at BYU (09/29/2023)
	100.0	BYU vs Cincinnati (09/29/2023)
	100.0	UCF at Kansas St. (09/23/2023)
	100.0	Texas at Baylor (09/23/2023)
	100.0	Houston vs Sam Houston (09/23/2023)
	100.0	Texas Tech at West Virginia (09/23/2023)
	100.0	West Virginia vs Texas Tech (09/23/2023)
	100.0	Iowa St. vs Oklahoma St. (09/23/2023)
	100.0	Oklahoma St. at Iowa St. (09/23/2023)
	100.0	BYU at Kansas (09/23/2023)
	100.0	Kansas vs BYU (09/23/2023)
	100.0	Oklahoma at Cincinnati (09/23/2023)
	100.0	TCU vs SMU (09/23/2023)
	100.0	Kansas at Nevada (09/16/2023)
	100.0	West Virginia vs Pittsburgh (09/16/2023)
	100.0	Texas vs Wyoming (09/16/2023)
	100.0	Cincinnati vs Miami (OH) (09/16/2023)
	100.0	Houston vs TCU (09/16/2023)
	100.0	UCF vs Villanova (09/16/2023)
	100.0	BYU at Arkansas (09/16/2023)
	100.0	Texas Tech vs Tarleton St. (09/16/2023)
	100.0	Oklahoma St. vs South Alabama (09/16/2023)
	100.0	Oklahoma at Tulsa (09/16/2023)
	100.0	Iowa St. at Ohio (09/16/2023)
	100.0	Baylor vs LIU (09/16/2023)
	100.0	Kansas St. at Missouri (09/16/2023)
	100.0	Oklahoma St. at Arizona St. (09/09/2023)
	100.0	TCU vs Nicholls (09/09/2023)
	100.0	Cincinnati at Pittsburgh (09/09/2023)



**2023-24 Big 12 Football
Team Highs
All games**

2 POINTS PATS MADE	2	Baylor at UCF (09/30/2023)
PUNTS	9	Oklahoma St. vs South Alabama (09/16/2023)
	9	BYU vs Sam Houston (09/02/2023)
LONGEST PUNT	70	Iowa St. vs UNI (09/02/2023)
YARDS PUNTED	447	BYU vs Sam Houston (09/02/2023)
PUNTING AVG	57.0	Kansas St. vs UCF (09/23/2023)
PUNT RETURNS	6	UCF vs Villanova (09/16/2023)
PUNT RETURN YARDS	94	UCF vs Villanova (09/16/2023)
PUNT RETURN AVG	82.0	Kansas vs UCF (10/07/2023)
LONGEST PUNT RETURN	82	Kansas vs UCF (10/07/2023)
	82	Oklahoma vs Arkansas St. (09/02/2023)
KICK RETURN	6	Houston vs TCU (09/16/2023)
	6	Baylor vs Texas St. (09/02/2023)
KICK RETURN YARDS	201	Houston vs TCU (09/16/2023)
KICK RETURN AVERAGE	56.0	Texas Tech vs Houston (09/30/2023)
LONGEST KICK RETURN	100	Houston vs West Virginia (10/12/2023)
	100	Texas Tech vs Houston (09/30/2023)
KICK RETURN TDS	1	Houston vs West Virginia (10/12/2023)
	1	Texas Tech vs Houston (09/30/2023)
	1	Houston vs TCU (09/16/2023)
INTERCEPTIONS	5	Oklahoma at Tulsa (09/16/2023)
INTERCEPTION RETURN YARDS	88	Iowa St. vs UNI (09/02/2023)
INTERCEPTION RETURN AVERAGE	44.0	Iowa St. vs UNI (09/02/2023)
LONGEST INTERCEPTION RETURN	58	Iowa St. vs UNI (09/02/2023)
INTERCEPTION RETURN TDS	1	TCU vs BYU (10/14/2023)
	1	Oklahoma St. vs Kansas St. (10/06/2023)
	1	Oklahoma vs Iowa St. (09/30/2023)
	1	BYU vs Cincinnati (09/29/2023)
	1	Kansas vs BYU (09/23/2023)
	1	Texas vs Wyoming (09/16/2023)
	1	Texas Tech vs Tarleton St. (09/16/2023)
	1	Oklahoma at Tulsa (09/16/2023)
	1	Iowa St. vs UNI (09/02/2023)
FUMBLES LOST	2	Texas at Baylor (09/23/2023)
	2	West Virginia vs Duquesne (09/09/2023)
FUMBLES RECOVERED	2	Baylor vs Texas (09/23/2023)
	2	Baylor vs Texas St. (09/02/2023)
	2	Texas Tech at Wyoming (09/02/2023)
SACKED BY OPP	6	Baylor vs Texas Tech (10/07/2023)
	6	Houston vs TCU (09/16/2023)
QB SACKS	8	Cincinnati vs Oklahoma (09/23/2023)
TURNOVERS COMMITTED	4	TCU at Iowa St. (10/07/2023)
	4	Texas Tech vs Oregon (09/09/2023)
TURNOVERS CAUSED	5	Oklahoma at Tulsa (09/16/2023)
KICKS BLOCKED	2	Kansas at Oklahoma St. (10/14/2023)
	2	TCU vs West Virginia (09/30/2023)
FIRST DOWNS	16	Oklahoma vs Arkansas St. (09/02/2023)
1ST DOWN RUSHING	18	TCU at Houston (09/16/2023)
1ST DOWN PASSING	23	TCU vs BYU (10/14/2023)
1ST DOWN BY PENALTY	6	Texas Tech vs Oregon (09/09/2023)
PENALTIES	11	Houston vs Sam Houston (09/23/2023)
PENALTIES YARDS	96	Texas Tech at West Virginia (09/23/2023)



**2023-24 Big 12 Football
Team Lows
All games**

TOTAL OFFENSE YARDS	208	Oklahoma St. vs South Alabama (09/16/2023)
TOTAL OFFENSE YARDS/PLAY	3.3	Oklahoma St. vs South Alabama (09/16/2023)
RUSHING YARDS	9	BYU at Kansas (09/23/2023)
RUSHING ATTEMPTS	22	BYU at Kansas (09/23/2023)
YARDS PER RUSH	0.4	BYU at Kansas (09/23/2023)
LONGEST RUSH	7	BYU at Kansas (09/23/2023)
PASSING ATTEMPTS	11	West Virginia vs Pittsburgh (09/16/2023)
PASSING YARDS	60	West Virginia vs Pittsburgh (09/16/2023)
YARDS PER COMPLETION	6.6	Cincinnati vs Iowa St. (10/14/2023)
PASSES COMPLETED	6	West Virginia vs Pittsburgh (09/16/2023)
PASS COMPLETION PCT	34.9	Texas Tech at West Virginia (09/23/2023)
LONGEST PASS	15	West Virginia vs Pittsburgh (09/16/2023)
	15	Oklahoma St. vs South Alabama (09/16/2023)
FIRST DOWNS	1	Cincinnati vs Iowa St. (10/14/2023)
1ST DOWN RUSHING	1	BYU at Kansas (09/23/2023)
	1	BYU vs Southern Utah (09/09/2023)
1ST DOWN PASSING	3	West Virginia vs Pittsburgh (09/16/2023)
1ST DOWN BY PENALTY	0	Kansas at Oklahoma St. (10/14/2023)
	0	Oklahoma St. vs Kansas (10/14/2023)
	0	TCU at Iowa St. (10/07/2023)
	0	UCF at Kansas (10/07/2023)
	0	Kansas St. at Oklahoma St. (10/06/2023)
	0	Oklahoma St. vs Kansas St. (10/06/2023)
	0	TCU vs West Virginia (09/30/2023)
	0	Iowa St. at Oklahoma (09/30/2023)
	0	Texas vs Kansas (09/30/2023)
	0	Houston at Texas Tech (09/30/2023)
	0	Cincinnati at BYU (09/29/2023)
	0	Texas Tech at West Virginia (09/23/2023)
	0	Oklahoma St. at Iowa St. (09/23/2023)
	0	TCU vs SMU (09/23/2023)
	0	Texas vs Wyoming (09/16/2023)
	0	UCF vs Villanova (09/16/2023)
	0	Oklahoma St. vs South Alabama (09/16/2023)
	0	TCU vs Nicholls (09/09/2023)
	0	Oklahoma vs SMU (09/09/2023)
	0	Iowa St. vs Iowa (09/09/2023)
	0	BYU vs Sam Houston (09/02/2023)
	0	West Virginia at Penn St. (09/02/2023)
	0	Texas Tech at Wyoming (09/02/2023)
	0	Cincinnati vs Eastern Ky. (09/02/2023)
PENALTIES	1	Baylor vs Texas Tech (10/07/2023)
	1	Iowa St. vs TCU (10/07/2023)
	1	Texas Tech vs Houston (09/30/2023)
PENALTIES YARDS	5	Texas Tech vs Houston (09/30/2023)



2023-24 Big 12 Football
Standings
All games

Page 1/1
as of Oct 15, 2023

Team	Overall	Pct.	Conference	Pct.	PF	PA	Home	Away	Neut	Streak
Oklahoma	6-0	1.000	3-0	1.000	271	84	3-0	2-0	1-0	W 6
Iowa St.	4-3	.571	3-1	.750	161	140	3-1	1-2	0-0	W 2
Texas	5-1	.833	2-1	.667	210	98	3-0	2-0	0-1	L 1
West Virginia	4-2	.667	2-1	.667	171	136	3-0	1-2	0-0	L 1
Kansas St.	4-2	.667	2-1	.667	217	124	3-0	1-2	0-0	W 1
Oklahoma St.	4-2	.667	2-1	.667	156	148	3-1	1-1	0-0	W 2
Kansas	5-2	.714	2-2	.500	248	192	4-0	1-2	0-0	L 1
TCU	4-3	.571	2-2	.500	232	143	3-2	1-1	0-0	W 1
Texas Tech	3-4	.429	2-2	.500	226	176	2-2	1-2	0-0	L 1
BYU	4-2	.667	1-2	.333	166	156	3-0	1-2	0-0	L 1
Houston	3-3	.500	1-2	.333	178	188	3-1	0-2	0-0	W 1
Baylor	2-4	.333	1-2	.333	130	181	1-4	1-0	0-0	L 1
UCF	3-3	.500	0-3	.000	210	167	2-1	1-2	0-0	L 3
Cincinnati	2-4	.333	0-3	.000	160	150	1-3	1-1	0-0	L 4



**2023-24 Big 12 Football
Individual Statistics
In Conference games**

RUSHING (Minimum Games Played Pct. 75%, 10 Rushing Attempts/Game)

#	Player	G	Att.	Yds	Avg.	TD	Lg	Avg/g
1	Brooks, Jonathon - UT	3	61	453	7.43	5	67	151.00
2	Gordon, Ollie - OSU	3	68	425	6.25	2	71	141.67
3	Brooks, Tahj - TTU	4	94	518	5.51	4	30	129.50
4	Giddens, DJ - KState	3	58	325	5.60	4	36	108.33
5	Bailey, Emani - TCU	4	76	394	5.18	1	29	98.50
6	Harvey, RJ - UCF	3	50	272	5.44	2	53	90.67
7	Neal, Devin - KU	4	50	356	7.12	1	75	89.00
8	Jones, Emory - UC	3	44	208	4.73	0	20	69.33
9	Hishaw, Daniel - KU	4	43	262	6.09	3	29	65.50
10	Sanders, Eli - IowaSt	4	54	250	4.63	2	29	62.50

PASSING AVG/GAME (Minimum Games Played Pct. 75%)

#	Player	G	Comp	att	int	Yds	TD	Avg/g
1	Gabriel, Dillon - OU	3	75	115	1	973	5	324.33
2	Ewers, Quinn - UT	3	74	95	3	964	3	321.33
3	Bowman, Alan - OSU	3	70	124	2	849	4	283.00
4	Smith, Donovan - UH	3	68	103	2	814	8	271.33
5	Sloviss, Kedon - BYU	3	58	109	3	732	4	244.00
6	Morris, Chandler - TCU	3	57	94	3	706	5	235.33
7	Becht, Rocco - IowaSt	4	73	124	2	915	8	228.75
8	McClain, Timmy - UCF	3	39	64	2	634	7	211.33
9	Jones, Emory - UC	3	59	104	5	587	4	195.67
10	Hoover, Josh - TCU	3	48	77	3	558	5	186.00

PASS EFFICIENCY (Minimum Games Played Pct. 75%, 15 Total Passes/Game)

#	Player	G	Comp	att	int	Yds	TD	Eff.
1	McClain, Timmy - UCF	3	39	64	2	634	7	173.99
2	Bean, Jason - KU	4	40	67	2	637	7	168.07
3	Ewers, Quinn - UT	3	74	95	3	964	3	167.24
4	Smith, Donovan - UH	3	68	103	2	814	8	154.15
5	Gabriel, Dillon - OU	3	75	115	1	973	5	148.90
6	Becht, Rocco - IowaSt	4	73	124	2	915	8	138.92
7	Hoover, Josh - TCU	3	48	77	3	558	5	136.85
8	Morris, Chandler - TCU	3	57	94	3	706	5	134.90
9	Morton, Behren - TTU	4	60	106	1	624	6	122.85
10	Bowman, Alan - OSU	3	70	124	2	849	4	121.38

RECEPTIONS/GAME (Minimum Games Played Pct. 75%)

#	Player	G	No.	Yds	TD	Lg	Yds/g	Rec/g
1	Worthy, Xavier - UT	3	18	232	1	39	77.33	6.00
2	Brown, Samuel - UH	3	18	243	2	53	81.00	6.00
3	Noel, Jaylin - IowaSt	4	22	252	2	51	63.00	5.50
4	Mitchell, Adonai - UT	3	16	220	1	22	73.33	5.33
5	Stoops, Drake - OU	3	15	132	1	28	44.00	5.00
6	Owens, Rashod - OSU	3	15	207	1	45	69.00	5.00
7	Sinnott, Ben - KState	3	15	175	1	42	58.33	5.00
8	Baldwin, Monaray - Baylor	3	15	357	2	71	119.00	5.00
9	Price, Myles - TTU	4	19	186	1	24	46.50	4.75
10	Richardson, JP - TCU	4	19	274	2	59	68.50	4.75

TOTAL OFFENSE (Minimum Games Played Pct. 75%)

#	Player	G	Rush	Pass	Plays	Total	Yds/g
1	Gabriel, Dillon - OU	3	173	973	148	1146	382.00
2	Ewers, Quinn - UT	3	42	964	115	1006	335.33
3	Smith, Donovan - UH	3	82	814	136	896	298.67
4	Bowman, Alan - OSU	3	17	849	134	866	288.67
5	Morris, Chandler - TCU	3	118	706	122	824	274.67
6	Jones, Emory - UC	3	208	587	148	795	265.00
7	Becht, Rocco - IowaSt	4	30	915	143	945	236.25
8	Sloviss, Kedon - BYU	3	-40	732	122	692	230.67
9	McClain, Timmy - UCF	3	37	634	92	671	223.67
10	Howard, Will - KState	3	168	493	105	661	220.33

SCORING (Minimum Games Played Pct. 75%)

#	Player	G	TD	FG	XPT	2XP	Pts	Pts/g
1	Hale, Alex - OSU	3	0	11	8	0	41	13.67
2	Schmit, Zach - OU	3	0	6	12	0	30	10.00
3	Brooks, Jonathon - UT	3	5	0	0	0	30	10.00
4	Auburn, Bert - UT	3	0	6	12	0	30	10.00
5	Contreraz, Chase - IowaSt	4	0	9	12	0	39	9.75
6	Giddens, DJ - KState	3	4	0	0	0	24	8.00
7	Gabriel, Dillon - OU	3	4	0	0	0	24	8.00
8	Kell, Griffin - TCU	4	0	6	13	0	31	7.75
9	Hayes, Michael - WVU	3	0	4	9	0	21	7.00
10	Hankins, Isaiah - Baylor	3	0	6	2	0	20	6.67

SCORING (TDs) (Minimum Games Played Pct. 75%, 1 Touchdowns)

#	Player	G	Run	Rec	Ret	Pts	Avg/g
1	Brooks, Jonathon - UT	3	5	0	0	30	10.00
2	Giddens, DJ - KState	3	4	0	0	24	8.00
3	Gabriel, Dillon - OU	3	4	0	0	24	8.00
4	Howard, Will - KState	3	3	0	0	20	6.67
5	Brooks, Tahj - TTU	4	4	0	0	26	6.50
6	Gordon, Ollie - OSU	3	2	1	0	18	6.00
7	Metayer, Chamon - UC	3	0	3	0	18	6.00
8	Ewers, Quinn - UT	3	3	0	0	18	6.00
9	Anderson, Nic - OU	3	0	3	0	18	6.00
10	Donaldson, CJ - WVU	3	3	0	0	18	6.00

SCORING (KICK) (Minimum Games Played Pct. 75%)

#	Player	G	PAT	FG	Pts	Avg/g
1	Hale, Alex - OSU	3	8-8	11-13	41	13.67
2	Auburn, Bert - UT	3	12-12	6-9	30	10.00
3	Schmit, Zach - OU	3	12-12	6-8	30	10.00
4	Contreraz, Chase - IowaSt	4	12-12	9-10	39	9.75
5	Kell, Griffin - TCU	4	13-14	6-11	31	7.75
6	Hayes, Michael - WVU	3	9-9	4-5	21	7.00
7	Hankins, Isaiah - Baylor	3	2-2	6-7	20	6.67
8	Brown, Carter - UC	3	4-4	5-6	19	6.33
9	Garcia, Gino - TTU	4	15-15	3-3	24	6.00
10	Ferrin, Will - BYU	3	8-8	3-4	17	5.67



**2023-24 Big 12 Football
Individual Statistics
In Conference games**

RECEIVE YDS/GAME (Minimum Games Played Pct. 75%)

#	Player	G	No.	Yds	TD	Long	Avg/c	Yds/g
1	Baldwin, Monaray - Baylor	3	15	357	2	71	23.80	119.00
2	Roberts, Chase - BYU	3	14	283	1	59	20.21	94.33
3	Farooq, Jalil - OU	3	12	256	0	49	21.33	85.33
4	Brown, Samuel - UH	3	18	243	2	53	13.50	81.00
5	Worthy, Xavier - UT	3	18	232	1	39	12.89	77.33
6	Higgins, Jayden - IowaSt	4	11	297	1	75	27.00	74.25
7	Mitchell, Adonai - UT	3	16	220	1	22	13.75	73.33
8	Baker, Javon - UCF	3	8	208	1	65	26.00	69.33
9	Owens, Rashod - OSU	3	15	207	1	45	13.80	69.00
10	Richardson, JP - TCU	4	19	274	2	59	14.42	68.50

PUNT RETURN AVG (Minimum Games Played Pct. 75%)

#	Player	G	No.	Yds	TD	Long	Avg.
1	Wilson, Trevor - KU	4	1	82	1	82	82.00
2	Price, Myles - TTU	4	3	44	0	43	14.67
3	Locklin, Torry - KU	4	1	13	0	13	13.00

KICK RETURN AVG (Minimum Games Played Pct. 75%)

#	Player	G	No.	Yds	TD	Long	Avg.
1	Noel, Jaylin - IowaSt	4	2	110	0	72	55.00
2	Golden, Matthew - UH	3	5	255	2	100	51.00
3	Logan Jr., Kenny - KU	4	1	43	0	43	43.00

ALL PURPOSE (Minimum Games Played Pct. 75%)

#	Player	G	Rush	Rcv	PR	KR	Yds	Avg/g
1	Gordon, Ollie - OSU	3	425	135	0	0	560	186.67
2	Brooks, Tahj - TTU	4	518	27	0	0	545	136.25
3	Brooks, Jonathon - UT	3	453	75	0	0	528	176.00
4	Bailey, Emani - TCU	4	394	70	0	0	464	116.00
5	Giddens, DJ - KState	3	325	119	0	0	444	148.00
6	Neal, Devin - KU	4	356	53	0	0	409	102.25
7	Noel, Jaylin - IowaSt	4	0	252	18	110	380	95.00
8	Baldwin, Monaray - Baylor	3	10	357	0	0	367	122.33
9	Golden, Matthew - UH	3	0	107	0	255	362	120.67
10	Farooq, Jalil - OU	3	16	256	0	86	358	119.33

PUNTING (Minimum Games Played Pct. 75%, 3.6 Punts/Game)

#	Player	G	No.	Yds	Lg	I20	50+	TB	Avg.
1	Rehkow, Ryan - BYU	3	14	654	66	5	6	2	46.71
2	Fletcher, Mason - UC	3	12	552	57	7	3	0	46.00
3	McNamara, Austin - TTU	4	17	778	59	4	8	3	45.76
4	Wilkins, Laine - UH	3	14	612	56	5	4	0	43.71
5	Straw, Oliver - WVU	3	15	635	58	5	2	0	42.33
6	Perkins, Tyler - IowaSt	4	20	795	55	7	3	2	39.75

FIELD GOALS (Minimum Games Played Pct. 75%)

#	Player	G	Made	Att.	Long	Pct.	Avg.
1	Hale, Alex - OSU	3	11	13	53	84.62	3.67
2	Contreras, Chase - IowaSt	4	9	10	51	90.00	2.25
3	Auburn, Bert - UT	3	6	9	47	66.67	2.00
4	Schmit, Zach - OU	3	6	8	46	75.00	2.00
5	Hankins, Isaiah - Baylor	3	6	7	36	85.71	2.00
6	Brown, Carter - UC	3	5	6	54	83.33	1.67
7	Kell, Griffin - TCU	4	6	11	53	54.55	1.50
8	Hayes, Michael - WVU	3	4	5	49	80.00	1.33
9	Ferrin, Will - BYU	3	3	4	46	75.00	1.00

FIELD GOAL PCT (Minimum Games Played Pct. 75%)

#	Player	G	Made	Att.	Long	Pct.
1	Garcia, Gino - TTU	4	3	3	39	100.00
2	Contreras, Chase - IowaSt	4	9	10	51	90.00
3	Hankins, Isaiah - Baylor	3	6	7	36	85.71
4	Hale, Alex - OSU	3	11	13	53	84.62
5	Brown, Carter - UC	3	5	6	54	83.33
6	Hayes, Michael - WVU	3	4	5	49	80.00
7	Ferrin, Will - BYU	3	3	4	46	75.00
8	Schmit, Zach - OU	3	6	8	46	75.00
9	Keller, Seth - KU	4	2	3	25	66.67



**2023-24 Big 12 Football
Individual Statistics
In Conference games**

PAT KICKING PCT (Minimum Games Played Pct. 75%)

#	Player	G	Made	Att.	Pct.
1	Auburn, Bert - UT	3	12	12	100.00
2	Garcia, Gino - TTU	4	15	15	100.00
3	Martin, Jack - UH	3	10	10	100.00
4	Schmit, Zach - OU	3	12	12	100.00
5	Contreras, Chase - IowaSt	4	12	12	100.00
6	Ferrin, Will - BYU	3	8	8	100.00
7	Hale, Alex - OSU	3	8	8	100.00
8	Brown, Carter - UC	3	4	4	100.00
9	Hankins, Isaiah - Baylor	3	2	2	100.00



**2023-24 Big 12 Football
Individual Statistics
In Conference games**

TACKLES (All positions) (Minimum Games Played Pct. 75%)

#	Player	G	Pos	Solo	Ast	Total	Avg/g
1	Johnson, Jason - UCF	3	LB	27	8	35	11.67
2	Martin, Nickolas - OSU	3	LB	15	18	33	11.00
3	Roberts, Ben - TTU	4	LB	22	17	39	9.75
4	Haulcy, A.J. - UH	3	DB	22	7	29	9.67
5	Robinson, Malik - UH	3	LB	13	16	29	9.67
6	Stutsman, Danny - OU	3	LB	15	13	28	9.33
7	Freyler, Beau - IowaSt	4	DB	14	22	36	9.00
8	Tooley, Max - BYU	3	LB	15	11	26	8.67
9	Pierre, Jesiah - TTU	3	LB	9	16	25	8.33
10	Daniels, Kendal - OSU	3	S	14	11	25	8.33
11	Bobby, Devyn - Baylor	3	S	16	8	24	8.00
12	Jones, Matt - Baylor	3	LB	17	7	24	8.00
13	Kpogba, Lee - WVU	3	LB	12	12	24	8.00
14	Rucker, Trey - OSU	3	S	11	13	24	8.00
15	Kanak, Jaren - OU	3	LB	11	12	23	7.67
16	Ford, Jaylan - UT	3	LB	12	11	23	7.67
17	Morris, Jamal - UH	3	LB	12	11	23	7.67
18	Vongphachanh, AJ - BYU	3	LB	10	12	22	7.33
19	Baskerville, CJ - TTU	3	DB	17	5	22	7.33
20	Moore, Austin - KState	3	LB	14	8	22	7.33
21	Epps, Cameron - OSU	3	S	14	8	22	7.33
22	Brown, JB - KU	3	LB	15	6	21	7.00
23	Booker, Austin - KU	4	DL	20	7	27	6.75
24	Jones, Dorian - UC	3	LB	4	16	20	6.67
25	Burroughs, O.J. - KU	4	S	21	5	26	6.50
26	Logan Jr., Kenny - KU	4	S	18	8	26	6.50
27	Obiazor, Namdi - TCU	4	LB	14	12	26	6.50
28	Sigle, Marques - KState	3	S	15	4	19	6.33
29	Bowman, Billy - OU	3	DB	8	10	18	6.00
30	Taylor-Demerson, Dadrion - TTU	4	DB	14	9	23	5.75
31	Savage, Kobe - KState	3	S	10	7	17	5.67
32	Hunter, Lee - UCF	3	DL	10	7	17	5.67
33	Banks Jr., Shad - TCU	4	LB	17	5	22	5.50
34	Nwankwo, Chidozie - UH	3	DL	7	9	16	5.33
35	Harris, Justin - UC	3	DB	10	6	16	5.33
36	Fleming, Malik - UH	3	DB	10	6	16	5.33
37	Slade, Ethan - BYU	3	DB	11	5	16	5.33
38	Celiscar, Josh - UCF	3	DL	11	5	16	5.33
39	Oliver, Collin - OSU	3	LB	9	6	15	5.00
40	Hill Jr., Anthony - UT	3	LB	10	5	15	5.00
41	Martinez, Nikai - UCF	3	DB	12	3	15	5.00
42	Bishop Jr., Beanie - WVU	3	CB	12	3	15	5.00
43	Wilson, Anthony - WVU	3	S	10	5	15	5.00
44	Corleone, Dontay - UC	3	DL	8	7	15	5.00
45	Dingle, Jack - UC	3	LB	8	7	15	5.00
46	Bullard, Quadric - UCF	3	DB	12	3	15	5.00
47	Threats, Bryon - UC	3	S	9	6	15	5.00
48	Washington, Woodi - OU	3	DB	9	6	15	5.00
49	Hodge, Jamoi - TCU	4	LB	8	11	19	4.75
50	Cooper, Jeremiah - IowaSt	4	DB	11	8	19	4.75

SACKS (Minimum Games Played Pct. 75%)

#	Player	G	Pos	Solo	Ast	Total	Avg/g
1	Morris-Brash, Tre'mon - UCF	3	DL	3	0	3	1.00
2	Oliver, Collin - OSU	3	LB	2	1	2.5	0.83
3	Downs, Ethan - OU	3	DL	2	1	2.5	0.83
4	Linton, Steve - TTU	4	LB	3	0	3	0.75
5	Booker, Austin - KU	4	DL	2	2	3	0.75
6	Martin, Nickolas - OSU	3	LB	2	0	2	0.67
7	Bartlett, Jared - WVU	3	LB	2	0	2	0.67
8	Grzesiak, Daniel - UC	3	LB	2	0	2	0.67
9	Murphy II, Byron - UT	3	DL	2	0	2	0.67
10	Lawrence, Malachi - UCF	3	DL	2	0	2	0.67
11	Ugwogebu, David - UH	3	DL	2	0	2	0.67
12	Duke, Khalid - KState	3	DE	2	0	2	0.67
13	Jones, Matt - Baylor	3	LB	2	0	2	0.67
14	Lovett, Zachary - IowaSt	4	LB	2	1	2.5	0.63
15	Esters III, Charles - TTU	4	DL	1	2	2	0.50
16	Oywale, Paul - TCU	4	DL	2	0	2	0.50
17	Singleton, J.R. - IowaSt	4	DL	2	0	2	0.50
18	Bradley, Tyrin - WVU	3	DL	1	1	1.5	0.50
19	Bradford Jr., Tony - TTU	4	DL	1	1	1.5	0.38
20	Robinson, Jereme - KU	4	DE	1	1	1.5	0.38

TACKLES FOR LOSS (Minimum Games Played Pct. 75%, 1.25 Total

Tackles For Loss/Game)

#	Player	G	Pos	Solo	Ast	Total	Avg/g
1	Jones, Matt - Baylor	3	LB	7	2	8	2.67
2	Stutsman, Danny - OU	3	LB	5	2	6	2.00
3	Morris-Brash, Tre'mon - UCF	3	DL	4	1	4.5	1.50
4	Oliver, Collin - OSU	3	LB	4	1	4.5	1.50
5	Martin, Nickolas - OSU	3	LB	3	3	4.5	1.50
6	Booker, Austin - KU	4	DL	5	2	6	1.50
7	Ugwogebu, David - UH	3	DL	4	0	4	1.33



**2023-24 Big 12 Football
Individual Statistics
In Conference games**

FUMBLES FORCED (Minimum Games Played Pct. 75%)

#	Player	G	No.	Avg/g
1	Linton, Steve - TTU	4	2	0.50
2	Henderson, Demari - UCF	3	1	0.33
3	Oliver, Collin - OSU	3	1	0.33
4	Martin, Nickolas - OSU	3	1	0.33
5	Threats, Bryon - UC	3	1	0.33
6	Caldwell, Jamaree - UH	3	1	0.33
7	Purnell, Desmond - KState	3	1	0.33
8	Catalon, Jalen - UT	3	1	0.33
9	Bowen, Peyton - OU	3	1	0.33
10	Bobby, Devyn - Baylor	3	1	0.33

FUMBLES RECOVERED (Minimum Games Played Pct. 75%)

#	Player	G	No.	Avg/g
1	Henderson, Demari - UCF	3	1	0.33
2	Randolph, Garmon - Baylor	3	1	0.33
3	Payne, VJ - KState	3	1	0.33
4	Pierre, Jesiah - TTU	3	1	0.33
5	Ajjolaiya, Hakeem - UH	3	1	0.33
6	Dingle, Jack - UC	3	1	0.33
7	Barron, Jahdae - UT	3	1	0.33
8	Riggs, Austin - BYU	3	1	0.33
9	Jenkins, Caden - Baylor	3	1	0.33
10	Williams, Gentry - OU	3	1	0.33

PASSES DEFENDED (Minimum Games Played Pct. 75%)

#	Player	G	Brup	Int.	Total	Avg/g
1	Bishop Jr., Beanie - WVU	3	5	0	5	1.67
2	Epps, Cameron - OSU	3	3	2	5	1.67
3	Morris, Jamal - UH	3	5	0	5	1.67
4	Tampa, T.J. - IowaSt	4	4	2	6	1.50
5	Fleming, Malik - UH	3	3	1	4	1.33
6	Freyler, Beau - IowaSt	4	2	3	5	1.25
7	Dotson, Ra'Mello - KU	4	5	0	5	1.25
8	Clark, Bud - TCU	4	4	1	5	1.25
9	Robinson, Jereme - KU	4	4	0	4	1.00
10	Floyd, Marcis - WVU	3	3	0	3	1.00
11	Cooper, Jeremiah - IowaSt	4	2	2	4	1.00
12	Lux, Bralyn - TTU	3	3	0	3	1.00
13	Logan Jr., Kenny - KU	4	3	1	4	1.00
14	Bowman, Billy - OU	3	1	2	3	1.00
15	Brooks, Terrance - UT	3	3	0	3	1.00
16	Young, Jordan - UC	3	3	0	3	1.00
17	Heckard, Eddie - BYU	3	2	1	3	1.00
18	Oliver, Collin - OSU	3	3	0	3	1.00
19	Williams, Rayshad - TTU	4	3	0	3	0.75
20	Purchase, Myles - IowaSt	4	3	0	3	0.75

INTERCEPTIONS (Minimum Games Played Pct. 75%)

#	Player	G	No.	Yds	TD	Long	Avg/g
1	Freyler, Beau - IowaSt	4	3	18	0	18	0.75
2	Jenkins, Caden - Baylor	3	2	5	0	5	0.67
3	Epps, Cameron - OSU	3	2	35	1	35	0.67
4	Bowman, Billy - OU	3	2	44	1	44	0.67
5	Savage, Kobe - KState	3	2	7	0	7	0.67
6	Williams, Gentry - OU	3	2	2	0	2	0.67
7	Cooper, Jeremiah - IowaSt	4	2	0	0	0	0.50
8	Tampa, T.J. - IowaSt	4	2	1	0	1	0.50
9	Fleming, Malik - UH	3	1	35	0	35	0.33
10	Heckard, Eddie - BYU	3	1	17	0	17	0.33



**2023-24 Big 12 Football
Extended Team Leaders
In Conference games**

SCORING OFFENSE

Team	G	TD	FG	XPT	2XP	DXP	Saf	Pts	Avg/G
Texas	3	13	6	12	0	0	0	108	36
Oklahoma	3	12	6	12	0	0	1	104	34.67
Kansas St.	3	14	2	11	1	0	0	103	34.33
Kansas	4	19	2	15	0	0	0	135	33.75
Oklahoma St.	3	9	11	8	0	0	0	95	31.67
Texas Tech	4	16	3	15	1	0	0	122	30.5
UCF	3	12	1	11	0	1	0	88	29.33
TCU	4	14	6	13	0	0	0	115	28.75
Iowa St.	4	12	9	12	0	0	0	111	27.75
West Virginia	3	10	4	9	1	0	0	83	27.67
Houston	3	11	2	10	0	0	0	82	27.33
BYU	3	9	3	8	1	0	0	73	24.33
Baylor	3	5	6	2	3	0	0	56	18.67
Cincinnati	3	4	5	4	0	0	0	43	14.33

TOTAL DEFENSE

Team	G	Rush	Pass	Plays	Yards	Avg/P	TD	Avg/G
TCU	4	548	657	257	1205	4.69	7	301.25
Cincinnati	3	296	788	188	1084	5.77	9	361.33
Texas	3	385	726	211	1111	5.27	6	370.33
Texas Tech	4	599	922	273	1521	5.57	12	380.25
West Virginia	3	435	712	213	1147	5.38	9	382.33
Iowa St.	4	588	956	287	1544	5.38	11	386
Oklahoma	3	447	808	221	1255	5.68	4	418.33
Oklahoma St.	3	384	910	207	1294	6.25	12	431.33
Kansas St.	3	499	800	214	1299	6.07	8	433
Baylor	3	596	742	188	1338	7.12	14	446
BYU	3	600	833	226	1433	6.34	10	477.67
Kansas	4	765	1187	299	1952	6.53	15	488
UCF	3	833	639	222	1472	6.63	15	490.67
Houston	3	643	866	229	1509	6.59	14	503

SCORING DEFENSE

Team	G	TD	FG	XPT	2XP	DXP	Saf	Pts	Avg/G
Texas	3	6	4	6	0	0	0	54	18
Oklahoma	3	5	7	5	0	0	0	56	18.67
TCU	4	8	6	7	1	0	0	75	18.75
West Virginia	3	10	2	9	0	0	0	75	25
Texas Tech	4	12	5	11	1	0	0	100	25
Iowa St.	4	12	5	12	0	0	1	101	25.25
Kansas St.	3	9	6	9	0	0	0	81	27
Cincinnati	3	10	5	10	0	0	0	85	28.33
Oklahoma St.	3	12	2	7	1	0	0	87	29
Kansas	4	15	8	12	0	1	0	128	32
BYU	3	13	6	13	0	0	0	109	36.33
Baylor	3	15	2	14	1	0	0	112	37.33
Houston	3	16	4	14	1	0	0	124	41.33
UCF	3	17	4	13	2	0	0	131	43.67

TOTAL OFFENSE PLAYS

Team	G	Rush	Pass	Plays	Yards	Avg/P	TD	Avg/G
TCU	4	707	1272	326	1979	6.07	13	494.75
Texas Tech	4	767	800	287	1567	5.46	14	391.75
Iowa St.	4	562	929	264	1491	5.65	12	372.75
Oklahoma	3	461	973	233	1434	6.15	11	478
Baylor	3	230	922	229	1152	5.03	4	384
Kansas	4	834	767	228	1601	7.02	16	400.25
Oklahoma St.	3	523	852	227	1375	6.06	8	458.33
Cincinnati	3	498	590	225	1088	4.84	4	362.67
Texas	3	667	1024	223	1691	7.58	12	563.67
Kansas St.	3	773	570	219	1343	6.13	14	447.67
West Virginia	3	512	632	210	1144	5.45	10	381.33
BYU	3	170	734	192	904	4.71	8	301.33
Houston	3	334	814	191	1148	6.01	9	382.67
UCF	3	580	667	181	1247	6.89	11	415.67

TOUCHDOWNS SCORED

Team	G	TD	FG	XPT	2XP	DXP	Saf	Pts	Avg/G
Kansas	4	19	2	15	0	0	0	135	33.75
Texas Tech	4	16	3	15	1	0	0	122	30.5
TCU	4	14	6	13	0	0	0	115	28.75
Kansas St.	3	14	2	11	1	0	0	103	34.33
Texas	3	13	6	12	0	0	0	108	36
UCF	3	12	1	11	0	1	0	88	29.33
Oklahoma	3	12	6	12	0	0	1	104	34.67
Iowa St.	4	12	9	12	0	0	0	111	27.75
Houston	3	11	2	10	0	0	0	82	27.33
West Virginia	3	10	4	9	1	0	0	83	27.67
Oklahoma St.	3	9	11	8	0	0	0	95	31.67
BYU	3	9	3	8	1	0	0	73	24.33
Baylor	3	5	6	2	3	0	0	56	18.67
Cincinnati	3	4	5	4	0	0	0	43	14.33

TOTAL OFFENSE YARDS

Team	G	Rush	Pass	Plays	Yards	Avg/P	TD	Avg/G
TCU	4	707	1272	326	1979	6.07	13	494.75
Texas	3	667	1024	223	1691	7.58	12	563.67
Kansas	4	834	767	228	1601	7.02	16	400.25
Texas Tech	4	767	800	287	1567	5.46	14	391.75
Iowa St.	4	562	929	264	1491	5.65	12	372.75
Oklahoma	3	461	973	233	1434	6.15	11	478
Oklahoma St.	3	523	852	227	1375	6.06	8	458.33
Kansas St.	3	773	570	219	1343	6.13	14	447.67
UCF	3	580	667	181	1247	6.89	11	415.67
Baylor	3	230	922	229	1152	5.03	4	384
Houston	3	334	814	191	1148	6.01	9	382.67
West Virginia	3	512	632	210	1144	5.45	10	381.33
Cincinnati	3	498	590	225	1088	4.84	4	362.67
BYU	3	170	734	192	904	4.71	8	301.33



PTS SCORED KICKING

Team	G	TD	FG	XPT	2XP	DXP	Saf	Pts	Avg/G
Kansas	4	19	2	15	0	0	0	135	33.75
Texas Tech	4	16	3	15	1	0	0	122	30.5
TCU	4	14	6	13	0	0	0	115	28.75
Iowa St.	4	12	9	12	0	0	0	111	27.75
Texas	3	13	6	12	0	0	0	108	36
Oklahoma	3	12	6	12	0	0	1	104	34.67
Kansas St.	3	14	2	11	1	0	0	103	34.33
Oklahoma St.	3	9	11	8	0	0	0	95	31.67
UCF	3	12	1	11	0	1	0	88	29.33
West Virginia	3	10	4	9	1	0	0	83	27.67
Houston	3	11	2	10	0	0	0	82	27.33
BYU	3	9	3	8	1	0	0	73	24.33
Baylor	3	5	6	2	3	0	0	56	18.67
Cincinnati	3	4	5	4	0	0	0	43	14.33

TOTAL OFF. AVG/PLAY

Team	G	Rush	Pass	Plays	Yards	Avg/P	TD	Avg/G
Texas	3	667	1024	223	1691	7.58	12	563.67
Kansas	4	834	767	228	1601	7.02	16	400.25
UCF	3	580	667	181	1247	6.89	11	415.67
Oklahoma	3	461	973	233	1434	6.15	11	478
Kansas St.	3	773	570	219	1343	6.13	14	447.67
TCU	4	707	1272	326	1979	6.07	13	494.75
Oklahoma St.	3	523	852	227	1375	6.06	8	458.33
Houston	3	334	814	191	1148	6.01	9	382.67
Iowa St.	4	562	929	264	1491	5.65	12	372.75
Texas Tech	4	767	800	287	1567	5.46	14	391.75
West Virginia	3	512	632	210	1144	5.45	10	381.33
Baylor	3	230	922	229	1152	5.03	4	384
Cincinnati	3	498	590	225	1088	4.84	4	362.67
BYU	3	170	734	192	904	4.71	8	301.33

TOTAL OFFENSE

Team	G	Rush	Pass	Plays	Yards	Avg/P	TD	Avg/G
Texas	3	667	1024	223	1691	7.58	12	563.67
TCU	4	707	1272	326	1979	6.07	13	494.75
Oklahoma	3	461	973	233	1434	6.15	11	478
Oklahoma St.	3	523	852	227	1375	6.06	8	458.33
Kansas St.	3	773	570	219	1343	6.13	14	447.67
UCF	3	580	667	181	1247	6.89	11	415.67
Kansas	4	834	767	228	1601	7.02	16	400.25
Texas Tech	4	767	800	287	1567	5.46	14	391.75
Baylor	3	230	922	229	1152	5.03	4	384
Houston	3	334	814	191	1148	6.01	9	382.67
West Virginia	3	512	632	210	1144	5.45	10	381.33
Iowa St.	4	562	929	264	1491	5.65	12	372.75
Cincinnati	3	498	590	225	1088	4.84	4	362.67
BYU	3	170	734	192	904	4.71	8	301.33

TOTAL OFFENSE TDS

Team	G	Rush	Pass	Plays	Yards	Avg/P	TD	Avg/G
Kansas	4	834	767	228	1601	7.02	16	400.25
Texas Tech	4	767	800	287	1567	5.46	14	391.75
Kansas St.	3	773	570	219	1343	6.13	14	447.67
TCU	4	707	1272	326	1979	6.07	13	494.75
Texas	3	667	1024	223	1691	7.58	12	563.67
Iowa St.	4	562	929	264	1491	5.65	12	372.75
UCF	3	580	667	181	1247	6.89	11	415.67
Oklahoma	3	461	973	233	1434	6.15	11	478
West Virginia	3	512	632	210	1144	5.45	10	381.33
Houston	3	334	814	191	1148	6.01	9	382.67
Oklahoma St.	3	523	852	227	1375	6.06	8	458.33
BYU	3	170	734	192	904	4.71	8	301.33
Cincinnati	3	498	590	225	1088	4.84	4	362.67
Baylor	3	230	922	229	1152	5.03	4	384

RUSHING OFFENSE

Team	G	Att	Yards	Avg/A	Long	TD	Avg/G
Kansas St.	3	125	773	6.18	70	13	257.67
Texas	3	125	667	5.34	67	9	222.33
Kansas	4	142	834	5.87	75	6	208.5
UCF	3	107	580	5.42	79	4	193.33
Texas Tech	4	147	767	5.22	54	7	191.75
TCU	4	153	707	4.62	31	3	176.75
Oklahoma St.	3	102	523	5.13	71	4	174.33
West Virginia	3	129	512	3.97	35	7	170.67
Cincinnati	3	117	498	4.26	20	0	166
Oklahoma	3	118	461	3.91	44	6	153.67
Iowa St.	4	136	562	4.13	55	4	140.5
Houston	3	87	334	3.84	58	1	111.33
Baylor	3	104	230	2.21	28	2	76.67
BYU	3	82	170	2.07	29	4	56.67

RUSHING TDS

Team	G	Att	Yards	Avg/A	Long	TD	Avg/G
Kansas St.	3	125	773	6.18	70	13	257.67
Texas	3	125	667	5.34	67	9	222.33
West Virginia	3	129	512	3.97	35	7	170.67
Texas Tech	4	147	767	5.22	54	7	191.75
Oklahoma	3	118	461	3.91	44	6	153.67
Kansas	4	142	834	5.87	75	6	208.5
UCF	3	107	580	5.42	79	4	193.33
Oklahoma St.	3	102	523	5.13	71	4	174.33
Iowa St.	4	136	562	4.13	55	4	140.5
BYU	3	82	170	2.07	29	4	56.67
TCU	4	153	707	4.62	31	3	176.75
Baylor	3	104	230	2.21	28	2	76.67
Houston	3	87	334	3.84	58	1	111.33
Cincinnati	3	117	498	4.26	20	0	166



**2023-24 Big 12 Football
Extended Team Leaders
In Conference games**

RUSHING DEFENSE

Team	G	Att	Yards	Avg/A	Long	TD	Avg/G
Cincinnati	3	100	296	2.96	29	4	98.67
Oklahoma St.	3	101	384	3.8	70	3	128
Texas	3	99	385	3.89	44	4	128.33
TCU	4	139	548	3.94	55	6	137
West Virginia	3	102	435	4.26	58	2	145
Iowa St.	4	135	588	4.36	71	3	147
Oklahoma	3	104	447	4.3	39	1	149
Texas Tech	4	153	599	3.92	30	6	149.75
Kansas St.	3	104	499	4.8	54	4	166.33
Kansas	4	149	765	5.13	67	8	191.25
Baylor	3	111	596	5.37	79	8	198.67
BYU	3	111	600	5.41	26	0	200
Houston	3	132	643	4.87	54	8	214.33
UCF	3	134	833	6.22	75	13	277.67

PASS EFFICIENCY

Team	G	Comp-Att-Int	Pct.	Yds	Avg/G	TD	Effic
Kansas	4	54 - 86 - 2	62.79	767	191.75	10	171.43
Texas	3	76 - 98 - 3	77.55	1024	341.33	3	169.30
UCF	3	42 - 74 - 2	56.76	667	222.33	7	158.28
Houston	3	68 - 104 - 2	65.38	814	271.33	8	152.67
Oklahoma	3	75 - 115 - 1	65.22	973	324.33	5	148.90
Iowa St.	4	77 - 128 - 2	60.16	929	232.25	8	138.62
TCU	4	106 - 173 - 7	61.27	1272	318.00	10	134.02
West Virginia	3	43 - 81 - 3	53.09	632	210.67	3	123.44
Baylor	3	72 - 125 - 1	57.60	922	307.33	2	123.24
Oklahoma St.	3	71 - 125 - 2	56.80	852	284.00	4	121.41
BYU	3	59 - 110 - 3	53.64	734	244.67	4	116.23
Texas Tech	4	78 - 140 - 4	55.71	800	200.00	7	114.50
Kansas St.	3	56 - 94 - 4	59.57	570	190.00	1	105.51
Cincinnati	3	60 - 108 - 5	55.56	590	196.67	4	104.41

YARDS PER RUSH

Team	G	Att	Yards	Avg/A	Long	TD	Avg/G
Kansas St.	3	125	773	6.18	70	13	257.67
Kansas	4	142	834	5.87	75	6	208.5
UCF	3	107	580	5.42	79	4	193.33
Texas	3	125	667	5.34	67	9	222.33
Texas Tech	4	147	767	5.22	54	7	191.75
Oklahoma St.	3	102	523	5.13	71	4	174.33
TCU	4	153	707	4.62	31	3	176.75
Cincinnati	3	117	498	4.26	20	0	166
Iowa St.	4	136	562	4.13	55	4	140.5
West Virginia	3	129	512	3.97	35	7	170.67
Oklahoma	3	118	461	3.91	44	6	153.67
Houston	3	87	334	3.84	58	1	111.33
Baylor	3	104	230	2.21	28	2	76.67
BYU	3	82	170	2.07	29	4	56.67

PASS DEFENSE EFFIC.

Team	G	Comp-Att-Int	Pct.	Yds	Avg/G	TD	Effic
TCU	4	58 - 118 - 3	49.15	657	164.25	1	93.63
Texas	3	61 - 112 - 1	54.46	726	242.00	2	113.02
Iowa St.	4	85 - 152 - 9	55.92	956	239.00	8	114.28
Oklahoma	3	73 - 117 - 6	62.39	808	269.33	3	118.61
Kansas St.	3	64 - 110 - 4	58.18	800	266.67	4	124.00
West Virginia	3	59 - 111 - 0	53.15	712	237.33	7	127.85
UCF	3	56 - 88 - 1	63.64	639	213.00	2	129.86
Kansas	4	98 - 150 - 3	65.33	1187	296.75	7	143.21
Texas Tech	4	79 - 120 - 2	65.83	922	230.50	6	143.54
BYU	3	75 - 115 - 3	65.22	833	277.67	10	149.54
Houston	3	58 - 97 - 2	59.79	866	288.67	6	151.08
Oklahoma St.	3	65 - 106 - 5	61.32	910	303.33	9	152.02
Cincinnati	3	55 - 88 - 0	62.50	788	262.67	5	156.47
Baylor	3	51 - 77 - 2	66.23	742	247.33	6	167.70

RUSH ATTEMPTS

Team	G	Att	Yards	Avg/A	Long	TD	Avg/G
TCU	4	153	707	4.62	31	3	176.75
Texas Tech	4	147	767	5.22	54	7	191.75
Kansas	4	142	834	5.87	75	6	208.5
Iowa St.	4	136	562	4.13	55	4	140.5
West Virginia	3	129	512	3.97	35	7	170.67
Texas	3	125	667	5.34	67	9	222.33
Kansas St.	3	125	773	6.18	70	13	257.67
Oklahoma	3	118	461	3.91	44	6	153.67
Cincinnati	3	117	498	4.26	20	0	166
UCF	3	107	580	5.42	79	4	193.33
Baylor	3	104	230	2.21	28	2	76.67
Oklahoma St.	3	102	523	5.13	71	4	174.33
Houston	3	87	334	3.84	58	1	111.33
BYU	3	82	170	2.07	29	4	56.67



**2023-24 Big 12 Football
Extended Team Leaders
In Conference games**

RUSH YARDS

Team	G	Att	Yards	Avg/A	Long	TD	Avg/G
Kansas	4	142	834	5.87	75	6	208.5
Kansas St.	3	125	773	6.18	70	13	257.67
Texas Tech	4	147	767	5.22	54	7	191.75
TCU	4	153	707	4.62	31	3	176.75
Texas	3	125	667	5.34	67	9	222.33
UCF	3	107	580	5.42	79	4	193.33
Iowa St.	4	136	562	4.13	55	4	140.5
Oklahoma St.	3	102	523	5.13	71	4	174.33
West Virginia	3	129	512	3.97	35	7	170.67
Cincinnati	3	117	498	4.26	20	0	166
Oklahoma	3	118	461	3.91	44	6	153.67
Houston	3	87	334	3.84	58	1	111.33
Baylor	3	104	230	2.21	28	2	76.67
BYU	3	82	170	2.07	29	4	56.67



**2023-24 Big 12 Football
Extended Team Leaders
In Conference games**

PASS OFFENSE

Team	G	Comp-Att-Int	Pct.	Yds	Avg/A	TD	Avg/G
Texas	3	76 - 98 - 3	77.55	1024	10.45	3	341.33
Oklahoma	3	75 - 115 - 1	65.22	973	8.46	5	324.33
TCU	4	106 - 173 - 7	61.27	1272	7.35	10	318.00
Baylor	3	72 - 125 - 1	57.60	922	7.38	2	307.33
Oklahoma St.	3	71 - 125 - 2	56.80	852	6.82	4	284.00
Houston	3	68 - 104 - 2	65.38	814	7.83	8	271.33
BYU	3	59 - 110 - 3	53.64	734	6.67	4	244.67
Iowa St.	4	77 - 128 - 2	60.16	929	7.26	8	232.25
UCF	3	42 - 74 - 2	56.76	667	9.01	7	222.33
West Virginia	3	43 - 81 - 3	53.09	632	7.80	3	210.67
Texas Tech	4	78 - 140 - 4	55.71	800	5.71	7	200.00
Cincinnati	3	60 - 108 - 5	55.56	590	5.46	4	196.67
Kansas	4	54 - 86 - 2	62.79	767	8.92	10	191.75
Kansas St.	3	56 - 94 - 4	59.57	570	6.06	1	190.00

PASS COMP. PCT

Team	G	Comp-Att-Int	Pct.	Yds	Avg/A	TD	Avg/G
Texas	3	76 - 98 - 3	77.55	1024	10.45	3	341.33
Houston	3	68 - 104 - 2	65.38	814	7.83	8	271.33
Oklahoma	3	75 - 115 - 1	65.22	973	8.46	5	324.33
Kansas	4	54 - 86 - 2	62.79	767	8.92	10	191.75
TCU	4	106 - 173 - 7	61.27	1272	7.35	10	318.00
Iowa St.	4	77 - 128 - 2	60.16	929	7.26	8	232.25
Kansas St.	3	56 - 94 - 4	59.57	570	6.06	1	190.00
Baylor	3	72 - 125 - 1	57.60	922	7.38	2	307.33
Oklahoma St.	3	71 - 125 - 2	56.80	852	6.82	4	284.00
UCF	3	42 - 74 - 2	56.76	667	9.01	7	222.33
Texas Tech	4	78 - 140 - 4	55.71	800	5.71	7	200.00
Cincinnati	3	60 - 108 - 5	55.56	590	5.46	4	196.67
BYU	3	59 - 110 - 3	53.64	734	6.67	4	244.67
West Virginia	3	43 - 81 - 3	53.09	632	7.80	3	210.67

PASS DEFENSE

Team	G	Comp-Att-Int	Pct.	Yds	Avg/A	TD	Avg/G
TCU	4	58 - 118 - 3	49.15	657	5.57	1	164.25
UCF	3	56 - 88 - 1	63.64	639	7.26	2	213.00
Texas Tech	4	79 - 120 - 2	65.83	922	7.68	6	230.50
West Virginia	3	59 - 111 - 0	53.15	712	6.41	7	237.33
Iowa St.	4	85 - 152 - 9	55.92	956	6.29	8	239.00
Texas	3	61 - 112 - 1	54.46	726	6.48	2	242.00
Baylor	3	51 - 77 - 2	66.23	742	9.64	6	247.33
Cincinnati	3	55 - 88 - 0	62.50	788	8.95	5	262.67
Kansas St.	3	64 - 110 - 4	58.18	800	7.27	4	266.67
Oklahoma	3	73 - 117 - 6	62.39	808	6.91	3	269.33
BYU	3	75 - 115 - 3	65.22	833	7.24	10	277.67
Houston	3	58 - 97 - 2	59.79	866	8.93	6	288.67
Kansas	4	98 - 150 - 3	65.33	1187	7.91	7	296.75
Oklahoma St.	3	65 - 106 - 5	61.32	910	8.58	9	303.33

PASS YDS/COMP.

Team	G	Comp-Att-Int	Pct.	Yds	Avg/A	TD	Avg/G
Kansas	4	54 - 86 - 2	62.79	767	8.92	10	191.75
Texas	3	76 - 98 - 3	77.55	1024	10.45	3	341.33
UCF	3	42 - 74 - 2	56.76	667	9.01	7	222.33
Houston	3	68 - 104 - 2	65.38	814	7.83	8	271.33
Oklahoma	3	75 - 115 - 1	65.22	973	8.46	5	324.33
Iowa St.	4	77 - 128 - 2	60.16	929	7.26	8	232.25
TCU	4	106 - 173 - 7	61.27	1272	7.35	10	318.00
West Virginia	3	43 - 81 - 3	53.09	632	7.80	3	210.67
Baylor	3	72 - 125 - 1	57.60	922	7.38	2	307.33
Oklahoma St.	3	71 - 125 - 2	56.80	852	6.82	4	284.00
BYU	3	59 - 110 - 3	53.64	734	6.67	4	244.67
Texas Tech	4	78 - 140 - 4	55.71	800	5.71	7	200.00
Kansas St.	3	56 - 94 - 4	59.57	570	6.06	1	190.00
Cincinnati	3	60 - 108 - 5	55.56	590	5.46	4	196.67

PASS ATTEMPTS

Team	G	Comp-Att-Int	Pct.	Yds	Avg/A	TD	Avg/G
TCU	4	106 - 173 - 7	61.27	1272	7.35	10	318.00
Texas Tech	4	78 - 140 - 4	55.71	800	5.71	7	200.00
Iowa St.	4	77 - 128 - 2	60.16	929	7.26	8	232.25
Oklahoma St.	3	71 - 125 - 2	56.80	852	6.82	4	284.00
Baylor	3	72 - 125 - 1	57.60	922	7.38	2	307.33
Oklahoma	3	75 - 115 - 1	65.22	973	8.46	5	324.33
BYU	3	59 - 110 - 3	53.64	734	6.67	4	244.67
Cincinnati	3	60 - 108 - 5	55.56	590	5.46	4	196.67
Houston	3	68 - 104 - 2	65.38	814	7.83	8	271.33
Texas	3	76 - 98 - 3	77.55	1024	10.45	3	341.33
Kansas St.	3	56 - 94 - 4	59.57	570	6.06	1	190.00
Kansas	4	54 - 86 - 2	62.79	767	8.92	10	191.75
West Virginia	3	43 - 81 - 3	53.09	632	7.80	3	210.67
UCF	3	42 - 74 - 2	56.76	667	9.01	7	222.33

PASS YDS/ATT.

Team	G	Comp-Att-Int	Pct.	Yds	Avg/A	TD	Avg/G
Kansas	4	54 - 86 - 2	62.79	767	8.92	10	191.75
Texas	3	76 - 98 - 3	77.55	1024	10.45	3	341.33
TCU	4	106 - 173 - 7	61.27	1272	7.35	10	318.00
Iowa St.	4	77 - 128 - 2	60.16	929	7.26	8	232.25
UCF	3	42 - 74 - 2	56.76	667	9.01	7	222.33
Oklahoma	3	75 - 115 - 1	65.22	973	8.46	5	324.33
Texas Tech	4	78 - 140 - 4	55.71	800	5.71	7	200.00
Houston	3	68 - 104 - 2	65.38	814	7.83	8	271.33
Baylor	3	72 - 125 - 1	57.60	922	7.38	2	307.33
West Virginia	3	43 - 81 - 3	53.09	632	7.80	3	210.67
Oklahoma St.	3	71 - 125 - 2	56.80	852	6.82	4	284.00
BYU	3	59 - 110 - 3	53.64	734	6.67	4	244.67
Kansas St.	3	56 - 94 - 4	59.57	570	6.06	1	190.00
Cincinnati	3	60 - 108 - 5	55.56	590	5.46	4	196.67



**2023-24 Big 12 Football
Extended Team Leaders
In Conference games**

PASS COMPLETIONS

Team	G	Comp-Att-Int	Pct.	Yds	Avg/A	TD	Avg/G
TCU	4	106 - 173 - 7	61.27	1272	7.35	10	318.00
Texas Tech	4	78 - 140 - 4	55.71	800	5.71	7	200.00
Iowa St.	4	77 - 128 - 2	60.16	929	7.26	8	232.25
Texas	3	76 - 98 - 3	77.55	1024	10.45	3	341.33
Oklahoma	3	75 - 115 - 1	65.22	973	8.46	5	324.33
Baylor	3	72 - 125 - 1	57.60	922	7.38	2	307.33
Oklahoma St.	3	71 - 125 - 2	56.80	852	6.82	4	284.00
Houston	3	68 - 104 - 2	65.38	814	7.83	8	271.33
Cincinnati	3	60 - 108 - 5	55.56	590	5.46	4	196.67
BYU	3	59 - 110 - 3	53.64	734	6.67	4	244.67
Kansas St.	3	56 - 94 - 4	59.57	570	6.06	1	190.00
Kansas	4	54 - 86 - 2	62.79	767	8.92	10	191.75
West Virginia	3	43 - 81 - 3	53.09	632	7.80	3	210.67
UCF	3	42 - 74 - 2	56.76	667	9.01	7	222.33

PASS INTERCEPTIONS

Team	G	Comp-Att-Int	Pct.	Yds	Avg/A	TD	Avg/G
Oklahoma	3	75 - 115 - 1	65.22	973	8.46	5	324.33
Baylor	3	72 - 125 - 1	57.60	922	7.38	2	307.33
UCF	3	42 - 74 - 2	56.76	667	9.01	7	222.33
Oklahoma St.	3	71 - 125 - 2	56.80	852	6.82	4	284.00
Kansas	4	54 - 86 - 2	62.79	767	8.92	10	191.75
Iowa St.	4	77 - 128 - 2	60.16	929	7.26	8	232.25
Houston	3	68 - 104 - 2	65.38	814	7.83	8	271.33
West Virginia	3	43 - 81 - 3	53.09	632	7.80	3	210.67
Texas	3	76 - 98 - 3	77.55	1024	10.45	3	341.33
BYU	3	59 - 110 - 3	53.64	734	6.67	4	244.67
Texas Tech	4	78 - 140 - 4	55.71	800	5.71	7	200.00
Kansas St.	3	56 - 94 - 4	59.57	570	6.06	1	190.00
Cincinnati	3	60 - 108 - 5	55.56	590	5.46	4	196.67
TCU	4	106 - 173 - 7	61.27	1272	7.35	10	318.00

PASS YARDS

Team	G	Comp-Att-Int	Pct.	Yds	Avg/A	TD	Avg/G
TCU	4	106 - 173 - 7	61.27	1272	7.35	10	318.00
Texas	3	76 - 98 - 3	77.55	1024	10.45	3	341.33
Oklahoma	3	75 - 115 - 1	65.22	973	8.46	5	324.33
Iowa St.	4	77 - 128 - 2	60.16	929	7.26	8	232.25
Baylor	3	72 - 125 - 1	57.60	922	7.38	2	307.33
Oklahoma St.	3	71 - 125 - 2	56.80	852	6.82	4	284.00
Houston	3	68 - 104 - 2	65.38	814	7.83	8	271.33
Texas Tech	4	78 - 140 - 4	55.71	800	5.71	7	200.00
Kansas	4	54 - 86 - 2	62.79	767	8.92	10	191.75
BYU	3	59 - 110 - 3	53.64	734	6.67	4	244.67
UCF	3	42 - 74 - 2	56.76	667	9.01	7	222.33
West Virginia	3	43 - 81 - 3	53.09	632	7.80	3	210.67
Cincinnati	3	60 - 108 - 5	55.56	590	5.46	4	196.67
Kansas St.	3	56 - 94 - 4	59.57	570	6.06	1	190.00

PASSING TDS

Team	G	Comp-Att-Int	Pct.	Yds	Avg/A	TD	Avg/G
TCU	4	106 - 173 - 7	61.27	1272	7.35	10	318.00
Kansas	4	54 - 86 - 2	62.79	767	8.92	10	191.75
Iowa St.	4	77 - 128 - 2	60.16	929	7.26	8	232.25
Houston	3	68 - 104 - 2	65.38	814	7.83	8	271.33
UCF	3	42 - 74 - 2	56.76	667	9.01	7	222.33
Texas Tech	4	78 - 140 - 4	55.71	800	5.71	7	200.00
Oklahoma	3	75 - 115 - 1	65.22	973	8.46	5	324.33
Oklahoma St.	3	71 - 125 - 2	56.80	852	6.82	4	284.00
Cincinnati	3	60 - 108 - 5	55.56	590	5.46	4	196.67
BYU	3	59 - 110 - 3	53.64	734	6.67	4	244.67
West Virginia	3	43 - 81 - 3	53.09	632	7.80	3	210.67
Texas	3	76 - 98 - 3	77.55	1024	10.45	3	341.33
Baylor	3	72 - 125 - 1	57.60	922	7.38	2	307.33
Kansas St.	3	56 - 94 - 4	59.57	570	6.06	1	190.00

FIELD GOALS

Team	G	Made	Att	Pct
Texas Tech	4	3	3	100
Iowa St.	4	9	10	90
Baylor	3	6	7	85.71
Oklahoma St.	3	11	13	84.62
Cincinnati	3	5	6	83.33
West Virginia	3	4	5	80
Oklahoma	3	6	8	75
BYU	3	3	4	75
Texas	3	6	9	66.67
Kansas St.	3	2	3	66.67
Kansas	4	2	3	66.67
TCU	4	6	11	54.55
Houston	3	2	4	50
UCF	3	1	4	25

PATS KICKS MADE

Team	G	Made	Att	Pct
Texas Tech	4	15	15	100
Kansas	4	15	16	93.75
TCU	4	13	14	92.86
Texas	3	12	12	100
Oklahoma	3	12	12	100
Iowa St.	4	12	12	100
UCF	3	11	11	100
Kansas St.	3	11	12	91.67
Houston	3	10	10	100
West Virginia	3	9	9	100
Oklahoma St.	3	8	8	100
BYU	3	8	8	100
Cincinnati	3	4	4	100
Baylor	3	2	2	100



**2023-24 Big 12 Football
Extended Team Leaders
In Conference games**

FIELD GOALS ATTEMPTED

Team	G	Made	Att	Pct
Oklahoma St.	3	11	13	84.62
TCU	4	6	11	54.55
Iowa St.	4	9	10	90
Texas	3	6	9	66.67
Oklahoma	3	6	8	75
Baylor	3	6	7	85.71
Cincinnati	3	5	6	83.33
West Virginia	3	4	5	80
UCF	3	1	4	25
Houston	3	2	4	50
BYU	3	3	4	75
Texas Tech	4	3	3	100
Kansas St.	3	2	3	66.67
Kansas	4	2	3	66.67

NET YARDS PER PUNT

Team	G	No.	Yards	Avg/P	Ret.	Avg/R	TB	Net/P
Kansas St.	3	10	483	48.30	13	6.50	0	47.00
Cincinnati	3	12	552	46.00	9	1.80	0	45.25
Kansas	4	12	517	43.08	0	0.00	0	43.08
BYU	3	14	654	46.71	17	4.25	2	42.64
West Virginia	3	15	635	42.33	19	3.80	0	41.07
Houston	3	15	612	40.80	10	3.33	0	40.13
Oklahoma St.	3	15	613	40.87	15	3.75	0	39.87
Texas Tech	4	17	778	45.76	46	9.20	3	39.53
Texas	3	5	217	43.40	0	0.00	1	39.40
Iowa St.	4	21	795	37.86	15	5.00	2	35.24
Oklahoma	3	12	423	35.25	2	0.67	0	35.08
TCU	4	12	451	37.58	35	8.75	0	34.67
Baylor	3	10	428	42.80	102	17.00	0	32.60
UCF	3	8	294	36.75	100	25.00	0	24.25

FIELD GOALS MADE

Team	G	Made	Att	Pct
Oklahoma St.	3	11	13	84.62
Iowa St.	4	9	10	90
Texas	3	6	9	66.67
TCU	4	6	11	54.55
Oklahoma	3	6	8	75
Baylor	3	6	7	85.71
Cincinnati	3	5	6	83.33
West Virginia	3	4	5	80
Texas Tech	4	3	3	100
BYU	3	3	4	75
Kansas St.	3	2	3	66.67
Kansas	4	2	3	66.67
Houston	3	2	4	50
UCF	3	1	4	25

AVG YARDS PER PUNT

Team	G	No.	Yards	Avg/P	Ret.	Avg/R	TB	Net/P
Iowa St.	4	21	795	37.86	15	5.00	2	35.24
Texas Tech	4	17	778	45.76	46	9.20	3	39.53
West Virginia	3	15	635	42.33	19	3.80	0	41.07
Oklahoma St.	3	15	613	40.87	15	3.75	0	39.87
Houston	3	15	612	40.80	10	3.33	0	40.13
BYU	3	14	654	46.71	17	4.25	2	42.64
TCU	4	12	451	37.58	35	8.75	0	34.67
Oklahoma	3	12	423	35.25	2	0.67	0	35.08
Kansas	4	12	517	43.08	0	0.00	0	43.08
Cincinnati	3	12	552	46.00	9	1.80	0	45.25
Kansas St.	3	10	483	48.30	13	6.50	0	47.00
Baylor	3	10	428	42.80	102	17.00	0	32.60
UCF	3	8	294	36.75	100	25.00	0	24.25
Texas	3	5	217	43.40	0	0.00	1	39.40

PAT KICKING

Team	G	Made	Att	Pct
West Virginia	3	9	9	100
UCF	3	11	11	100
Texas Tech	4	15	15	100
Texas	3	12	12	100
Oklahoma St.	3	8	8	100
Oklahoma	3	12	12	100
Iowa St.	4	12	12	100
Houston	3	10	10	100
Cincinnati	3	4	4	100
BYU	3	8	8	100
Baylor	3	2	2	100
Kansas	4	15	16	93.75
TCU	4	13	14	92.86
Kansas St.	3	11	12	91.67

NUMBER OF PUNTS

Team	G	No.	Yards	Avg/P	Ret.	Avg/R	TB	Net/P
Iowa St.	4	21	795	37.86	15	5.00	2	35.24
Texas Tech	4	17	778	45.76	46	9.20	3	39.53
West Virginia	3	15	635	42.33	19	3.80	0	41.07
Oklahoma St.	3	15	613	40.87	15	3.75	0	39.87
Houston	3	15	612	40.80	10	3.33	0	40.13
BYU	3	14	654	46.71	17	4.25	2	42.64
TCU	4	12	451	37.58	35	8.75	0	34.67
Oklahoma	3	12	423	35.25	2	0.67	0	35.08
Kansas	4	12	517	43.08	0	0.00	0	43.08
Cincinnati	3	12	552	46.00	9	1.80	0	45.25
Kansas St.	3	10	483	48.30	13	6.50	0	47.00
Baylor	3	10	428	42.80	102	17.00	0	32.60
UCF	3	8	294	36.75	100	25.00	0	24.25
Texas	3	5	217	43.40	0	0.00	1	39.40



PAT KICK ATTEMPTS

Team	G	Made	Att	Pct
Kansas	4	15	16	93.75
Texas Tech	4	15	15	100
TCU	4	13	14	92.86
Texas	3	12	12	100
Oklahoma	3	12	12	100
Kansas St.	3	11	12	91.67
Iowa St.	4	12	12	100
UCF	3	11	11	100
Houston	3	10	10	100
West Virginia	3	9	9	100
Oklahoma St.	3	8	8	100
BYU	3	8	8	100
Cincinnati	3	4	4	100
Baylor	3	2	2	100

YARDS PUNTED

Team	G	No.	Yards	Avg/P	Ret.	Avg/R	TB	Net/P
Iowa St.	4	21	795	37.86	15	5.00	2	35.24
Texas Tech	4	17	778	45.76	46	9.20	3	39.53
BYU	3	14	654	46.71	17	4.25	2	42.64
West Virginia	3	15	635	42.33	19	3.80	0	41.07
Oklahoma St.	3	15	613	40.87	15	3.75	0	39.87
Houston	3	15	612	40.80	10	3.33	0	40.13
Cincinnati	3	12	552	46.00	9	1.80	0	45.25
Kansas	4	12	517	43.08	0	0.00	0	43.08
Kansas St.	3	10	483	48.30	13	6.50	0	47.00
TCU	4	12	451	37.58	35	8.75	0	34.67
Baylor	3	10	428	42.80	102	17.00	0	32.60
Oklahoma	3	12	423	35.25	2	0.67	0	35.08
UCF	3	8	294	36.75	100	25.00	0	24.25
Texas	3	5	217	43.40	0	0.00	1	39.40

PUNT RETURN AVG

Team	G	No	Yards	TD	Long	Avg.
Kansas	4	2	95	1	82	47.5
Texas Tech	4	3	51	1	43	17
West Virginia	3	7	80	0	20	11.43
Texas	3	5	51	1	40	10.2
UCF	3	2	20	0	12	10
Baylor	3	2	18	0	16	9
Houston	3	4	16	0	11	4
Iowa St.	4	6	22	0	10	3.67
TCU	4	5	16	0	13	3.2
Oklahoma	3	3	9	0	7	3
Cincinnati	3	4	4	0	12	1
Kansas St.	3	3	2	0	2	0.67
Oklahoma St.	3	1	0	0	0	0
BYU	3	2	-1	0	0	-0.5

KICK RETURNS

Team	G	No.	Yards	TD	Long	Avg.
Houston	3	13	412	2	100	31.69
Texas Tech	4	12	319	1	100	26.58
TCU	4	11	226	0	40	20.55
Baylor	3	10	209	0	34	20.90
Kansas	4	9	180	0	43	20.00
West Virginia	3	8	141	0	24	17.63
UCF	3	7	162	0	51	23.14
Texas	3	7	82	0	24	11.71
BYU	3	7	134	0	40	19.14
Oklahoma St.	3	6	109	0	31	18.17
Oklahoma	3	6	111	0	31	18.50
Kansas St.	3	6	65	0	19	10.83
Iowa St.	4	2	110	0	72	55.00
Cincinnati	3	2	38	0	20	19.00

PUNT RETURNS

Team	G	No	Yards	TD	Long	Avg.
West Virginia	3	7	80	0	20	11.43
Iowa St.	4	6	22	0	10	3.67
Texas	3	5	51	1	40	10.2
TCU	4	5	16	0	13	3.2
Houston	3	4	16	0	11	4
Cincinnati	3	4	4	0	12	1
Texas Tech	4	3	51	1	43	17
Oklahoma	3	3	9	0	7	3
Kansas St.	3	3	2	0	2	0.67
UCF	3	2	20	0	12	10
Kansas	4	2	95	1	82	47.5
BYU	3	2	-1	0	0	-0.5
Baylor	3	2	18	0	16	9
Oklahoma St.	3	1	0	0	0	0

KICK RETURN YARDS

Team	G	No.	Yards	TD	Long	Avg.
Houston	3	13	412	2	100	31.69
Texas Tech	4	12	319	1	100	26.58
TCU	4	11	226	0	40	20.55
Baylor	3	10	209	0	34	20.90
Kansas	4	9	180	0	43	20.00
UCF	3	7	162	0	51	23.14
West Virginia	3	8	141	0	24	17.63
BYU	3	7	134	0	40	19.14
Oklahoma	3	6	111	0	31	18.50
Iowa St.	4	2	110	0	72	55.00
Oklahoma St.	3	6	109	0	31	18.17
Texas	3	7	82	0	24	11.71
Kansas St.	3	6	65	0	19	10.83
Cincinnati	3	2	38	0	20	19.00



**2023-24 Big 12 Football
Extended Team Leaders
In Conference games**

PUNT RETURN YARDS

Team	G	No	Yards	TD	Long	Avg.
Kansas	4	2	95	1	82	47.5
West Virginia	3	7	80	0	20	11.43
Texas Tech	4	3	51	1	43	17
Texas	3	5	51	1	40	10.2
Iowa St.	4	6	22	0	10	3.67
UCF	3	2	20	0	12	10
Baylor	3	2	18	0	16	9
TCU	4	5	16	0	13	3.2
Houston	3	4	16	0	11	4
Oklahoma	3	3	9	0	7	3
Cincinnati	3	4	4	0	12	1
Kansas St.	3	3	2	0	2	0.67
Oklahoma St.	3	1	0	0	0	0
BYU	3	2	-1	0	0	-0.5

KICK RETURN TDS

Team	G	No.	Yards	TD	Long	Avg.
Houston	3	13	412	2	100	31.69
Texas Tech	4	12	319	1	100	26.58
West Virginia	3	8	141	0	24	17.63
UCF	3	7	162	0	51	23.14
Texas	3	7	82	0	24	11.71
TCU	4	11	226	0	40	20.55
Oklahoma St.	3	6	109	0	31	18.17
Oklahoma	3	6	111	0	31	18.50
Kansas St.	3	6	65	0	19	10.83
Kansas	4	9	180	0	43	20.00
Iowa St.	4	2	110	0	72	55.00
Cincinnati	3	2	38	0	20	19.00
BYU	3	7	134	0	40	19.14
Baylor	3	10	209	0	34	20.90

PUNT RETURN TDS

Team	G	No	Yards	TD	Long	Avg.
Texas Tech	4	3	51	1	43	17
Texas	3	5	51	1	40	10.2
Kansas	4	2	95	1	82	47.5
West Virginia	3	7	80	0	20	11.43
UCF	3	2	20	0	12	10
TCU	4	5	16	0	13	3.2
Oklahoma St.	3	1	0	0	0	0
Oklahoma	3	3	9	0	7	3
Kansas St.	3	3	2	0	2	0.67
Iowa St.	4	6	22	0	10	3.67
Houston	3	4	16	0	11	4
Cincinnati	3	4	4	0	12	1
BYU	3	2	-1	0	0	-0.5
Baylor	3	2	18	0	16	9

KICKOFF RETURNS

Team	G	No	Yards	TD	Long	Avg.
Texas	3	22	920	0	24	41.82
Texas Tech	4	23	954	1	100	41.48
BYU	3	15	620	0	40	41.33
Iowa St.	4	25	1013	0	72	40.52
Oklahoma	3	20	803	0	31	40.15
Kansas	4	25	1003	0	43	40.12
Baylor	3	13	516	0	34	39.69
Oklahoma St.	3	22	873	0	31	39.68
UCF	3	15	593	0	51	39.53
Kansas St.	3	19	725	0	19	38.16
West Virginia	3	17	604	0	24	35.53
Houston	3	15	524	2	100	34.93
TCU	4	24	806	0	40	33.58
Cincinnati	3	12	362	0	20	30.17



**2023-24 Big 12 Football
Extended Team Leaders
In Conference games**

INTERCEPTION RETURN AVG

Team	G	No.	Yards	TD	Long	Avg.
Kansas	4	3	60	1	30	20.00
BYU	3	3	59	1	42	19.67
Houston	3	2	35	0	35	17.50
Oklahoma St.	3	5	73	1	35	14.60
Texas Tech	4	2	26	0	21	13.00
TCU	4	3	36	1	35	12.00
Oklahoma	3	6	53	1	44	8.83
Kansas St.	3	4	24	0	17	6.00
Texas	3	1	5	0	5	5.00
Iowa St.	4	9	28	0	18	3.11
UCF	3	1	3	0	3	3.00
Baylor	3	2	5	0	5	2.50
West Virginia	3	0	0	0	0	0.00
Cincinnati	3	0	0	0	0	0.00

FUMBLE RETURNS

Team	G	No.	Yards	TD	Long	Avg.
West Virginia	3	0	0	0	0	0.00
UCF	3	1	87	1	87	87.00
Texas Tech	4	1	0	0	0	0.00
Texas	3	1	0	0	0	0.00
TCU	4	1	0	0	0	0.00
Oklahoma St.	3	0	0	0	0	0.00
Oklahoma	3	1	0	0	0	0.00
Kansas St.	3	1	0	0	0	0.00
Kansas	4	2	28	1	22	14.00
Iowa St.	4	0	0	0	0	0.00
Houston	3	1	0	0	0	0.00
Cincinnati	3	1	0	0	0	0.00
BYU	3	1	0	0	0	0.00
Baylor	3	4	72	1	72	18.00

INTERCEPTION RETURNS

Team	G	No.	Yards	TD	Long	Avg.
Iowa St.	4	9	28	0	18	3.11
Oklahoma	3	6	53	1	44	8.83
Oklahoma St.	3	5	73	1	35	14.60
Kansas St.	3	4	24	0	17	6.00
TCU	4	3	36	1	35	12.00
Kansas	4	3	60	1	30	20.00
BYU	3	3	59	1	42	19.67
Texas Tech	4	2	26	0	21	13.00
Houston	3	2	35	0	35	17.50
Baylor	3	2	5	0	5	2.50
UCF	3	1	3	0	3	3.00
Texas	3	1	5	0	5	5.00
West Virginia	3	0	0	0	0	0.00
Cincinnati	3	0	0	0	0	0.00

FUMBLE RETURN YARDS

Team	G	No.	Yards	TD	Long	Avg.
UCF	3	1	87	1	87	87.00
Baylor	3	4	72	1	72	18.00
Kansas	4	2	28	1	22	14.00
West Virginia	3	0	0	0	0	0.00
Texas Tech	4	1	0	0	0	0.00
Texas	3	1	0	0	0	0.00
TCU	4	1	0	0	0	0.00
Oklahoma St.	3	0	0	0	0	0.00
Oklahoma	3	1	0	0	0	0.00
Kansas St.	3	1	0	0	0	0.00
Iowa St.	4	0	0	0	0	0.00
Houston	3	1	0	0	0	0.00
Cincinnati	3	1	0	0	0	0.00
BYU	3	1	0	0	0	0.00

INTERCEPTION RET YARDS

Team	G	No.	Yards	TD	Long	Avg.
Oklahoma St.	3	5	73	1	35	14.60
Kansas	4	3	60	1	30	20.00
BYU	3	3	59	1	42	19.67
Oklahoma	3	6	53	1	44	8.83
TCU	4	3	36	1	35	12.00
Houston	3	2	35	0	35	17.50
Iowa St.	4	9	28	0	18	3.11
Texas Tech	4	2	26	0	21	13.00
Kansas St.	3	4	24	0	17	6.00
Texas	3	1	5	0	5	5.00
Baylor	3	2	5	0	5	2.50
UCF	3	1	3	0	3	3.00
West Virginia	3	0	0	0	0	0.00
Cincinnati	3	0	0	0	0	0.00

FUMBLE RETURN TDS

Team	G	No.	Yards	TD	Long	Avg.
UCF	3	1	87	1	87	87.00
Kansas	4	2	28	1	22	14.00
Baylor	3	4	72	1	72	18.00
West Virginia	3	0	0	0	0	0.00
Texas Tech	4	1	0	0	0	0.00
Texas	3	1	0	0	0	0.00
TCU	4	1	0	0	0	0.00
Oklahoma St.	3	0	0	0	0	0.00
Oklahoma	3	1	0	0	0	0.00
Kansas St.	3	1	0	0	0	0.00
Iowa St.	4	0	0	0	0	0.00
Houston	3	1	0	0	0	0.00
Cincinnati	3	1	0	0	0	0.00
BYU	3	1	0	0	0	0.00



INTERCEPTION RETURN TDS

Team	G	No.	Yards	TD	Long	Avg.
TCU	4	3	36	1	35	12.00
Oklahoma St.	3	5	73	1	35	14.60
Oklahoma	3	6	53	1	44	8.83
Kansas	4	3	60	1	30	20.00
BYU	3	3	59	1	42	19.67
West Virginia	3	0	0	0	0	0.00
UCF	3	1	3	0	3	3.00
Texas Tech	4	2	26	0	21	13.00
Texas	3	1	5	0	5	5.00
Kansas St.	3	4	24	0	17	6.00
Iowa St.	4	9	28	0	18	3.11
Houston	3	2	35	0	35	17.50
Cincinnati	3	0	0	0	0	0.00
Baylor	3	2	5	0	5	2.50

FUMBLE RECOVERED

Team	G	No.	Yards	TD	Long	Avg.
Baylor	3	4	72	1	72	18.00
Kansas	4	2	28	1	22	14.00
UCF	3	1	87	1	87	87.00
Texas Tech	4	1	0	0	0	0.00
Texas	3	1	0	0	0	0.00
TCU	4	1	0	0	0	0.00
Oklahoma	3	1	0	0	0	0.00
Kansas St.	3	1	0	0	0	0.00
Houston	3	1	0	0	0	0.00
Cincinnati	3	1	0	0	0	0.00
BYU	3	1	0	0	0	0.00
West Virginia	3	0	0	0	0	0.00
Oklahoma St.	3	0	0	0	0	0.00
Iowa St.	4	0	0	0	0	0.00

FUMBLE RETURN AVG

Team	G	No.	Yards	TD	Long	Avg.
UCF	3	1	87	1	87	87.00
Baylor	3	4	72	1	72	18.00
Kansas	4	2	28	1	22	14.00
West Virginia	3	0	0	0	0	0.00
Texas Tech	4	1	0	0	0	0.00
Texas	3	1	0	0	0	0.00
TCU	4	1	0	0	0	0.00
Oklahoma St.	3	0	0	0	0	0.00
Oklahoma	3	1	0	0	0	0.00
Kansas St.	3	1	0	0	0	0.00
Iowa St.	4	0	0	0	0	0.00
Houston	3	1	0	0	0	0.00
Cincinnati	3	1	0	0	0	0.00
BYU	3	1	0	0	0	0.00

TURNOVER MARGIN

Team	G	Lost			Gained			Margin	Per/G
		Fum	Int	Tot	Fum	Int	Tot		
Iowa St.	4	0	2	2	0	9	9	7	1.75
Oklahoma	3	1	1	2	1	6	7	5	1.67
Oklahoma St.	3	0	2	2	0	5	5	3	1.00
Baylor	3	2	1	3	4	2	6	3	1.00
Kansas	4	1	2	3	2	3	5	2	0.50
Kansas St.	3	0	4	4	1	4	5	1	0.33
Houston	3	0	2	2	1	2	3	1	0.33
BYU	3	2	3	5	1	3	4	-1	-0.33
Texas Tech	4	1	4	5	1	2	3	-2	-0.50
West Virginia	3	0	3	3	0	0	0	-3	-1.00
UCF	3	3	2	5	1	1	2	-3	-1.00
Texas	3	3	3	6	1	1	2	-4	-1.33
TCU	4	1	7	8	1	3	4	-4	-1.00
Cincinnati	3	1	5	6	1	0	1	-5	-1.67

FIRST DOWNS

Team	G	Rush	Pass	Pen	Total	Avg/G
TCU	4	46	62	3	111	27.75
Texas	3	31	49	2	82	27.33
Texas Tech	4	41	37	3	81	20.25
Oklahoma	3	28	43	8	79	26.33
Kansas	4	39	36	3	78	19.5
Kansas St.	3	38	30	6	74	24.67
Iowa St.	4	25	39	5	69	17.25
Oklahoma St.	3	24	41	0	65	21.67
West Virginia	3	28	25	10	63	21
Cincinnati	3	28	30	4	62	20.67
UCF	3	28	26	4	58	19.33
Houston	3	17	37	4	58	19.33
Baylor	3	16	39	3	58	19.33
BYU	3	12	35	8	55	18.33

3RD-DOWN CONVERSIONS

Team	G	Conv.	Att.	Pct.
TCU	4	31	64	48.44
UCF	3	17	37	45.95
Kansas St.	3	19	42	45.24
Texas	3	17	38	44.74
Kansas	4	17	38	44.74
West Virginia	3	20	45	44.44
Houston	3	17	40	42.5
Oklahoma	3	17	44	38.64
Baylor	3	19	51	37.25
Texas Tech	4	22	60	36.67
Oklahoma St.	3	17	50	34
Cincinnati	3	15	46	32.61
Iowa St.	4	20	62	32.26
BYU	3	12	39	30.77



**2023-24 Big 12 Football
Extended Team Leaders
In Conference games**

1ST DOWNS RUSHING

Team	G	Rush	Pass	Pen	Total	Avg/G
TCU	4	46	62	3	111	27.75
Texas Tech	4	41	37	3	81	20.25
Kansas	4	39	36	3	78	19.5
Kansas St.	3	38	30	6	74	24.67
Texas	3	31	49	2	82	27.33
West Virginia	3	28	25	10	63	21
UCF	3	28	26	4	58	19.33
Oklahoma	3	28	43	8	79	26.33
Cincinnati	3	28	30	4	62	20.67
Iowa St.	4	25	39	5	69	17.25
Oklahoma St.	3	24	41	0	65	21.67
Houston	3	17	37	4	58	19.33
Baylor	3	16	39	3	58	19.33
BYU	3	12	35	8	55	18.33

OPT 3RD-DN CONVERT

Team	G	Conv.	Att.	Pct.
Texas	3	10	40	25
West Virginia	3	11	43	25.58
TCU	4	15	57	26.32
Oklahoma	3	12	44	27.27
Kansas St.	3	15	43	34.88
Cincinnati	3	15	42	35.71
Iowa St.	4	21	58	36.21
Texas Tech	4	21	55	38.18
Oklahoma St.	3	19	46	41.3
Baylor	3	18	40	45
Kansas	4	28	56	50
Houston	3	25	45	55.56
BYU	3	25	45	55.56
UCF	3	25	42	59.52

1ST DOWNS PASSING

Team	G	Rush	Pass	Pen	Total	Avg/G
TCU	4	46	62	3	111	27.75
Texas	3	31	49	2	82	27.33
Oklahoma	3	28	43	8	79	26.33
Oklahoma St.	3	24	41	0	65	21.67
Iowa St.	4	25	39	5	69	17.25
Baylor	3	16	39	3	58	19.33
Texas Tech	4	41	37	3	81	20.25
Houston	3	17	37	4	58	19.33
Kansas	4	39	36	3	78	19.5
BYU	3	12	35	8	55	18.33
Kansas St.	3	38	30	6	74	24.67
Cincinnati	3	28	30	4	62	20.67
UCF	3	28	26	4	58	19.33
West Virginia	3	28	25	10	63	21

4TH-DOWN CONVERSIONS

Team	G	Conv.	Att.	Pct.
Iowa St.	4	6	7	85.71
Texas	3	5	6	83.33
Oklahoma	3	4	5	80
Texas Tech	4	10	16	62.5
West Virginia	3	3	5	60
UCF	3	3	5	60
Oklahoma St.	3	3	5	60
TCU	4	4	9	44.44
Kansas St.	3	3	7	42.86
BYU	3	3	7	42.86
Cincinnati	3	3	10	30
Baylor	3	2	12	16.67
Kansas	4	0	5	0
Houston	3	0	5	0

1ST DOWNS BY PENALTY

Team	G	Rush	Pass	Pen	Total	Avg/G
West Virginia	3	28	25	10	63	21
Oklahoma	3	28	43	8	79	26.33
BYU	3	12	35	8	55	18.33
Kansas St.	3	38	30	6	74	24.67
Iowa St.	4	25	39	5	69	17.25
UCF	3	28	26	4	58	19.33
Houston	3	17	37	4	58	19.33
Cincinnati	3	28	30	4	62	20.67
Texas Tech	4	41	37	3	81	20.25
TCU	4	46	62	3	111	27.75
Kansas	4	39	36	3	78	19.5
Baylor	3	16	39	3	58	19.33
Texas	3	31	49	2	82	27.33
Oklahoma St.	3	24	41	0	65	21.67

OPP 4TH-DN CONVERT

Team	G	Conv.	Att.	Pct.
Texas	3	1	8	12.5
BYU	3	1	5	20
TCU	4	3	11	27.27
Oklahoma St.	3	2	7	28.57
UCF	3	1	3	33.33
Texas Tech	4	3	9	33.33
Oklahoma	3	5	10	50
Kansas St.	3	5	9	55.56
Kansas	4	4	7	57.14
Iowa St.	4	7	12	58.33
West Virginia	3	6	10	60
Baylor	3	3	4	75
Houston	3	4	5	80
Cincinnati	3	4	4	100



**2023-24 Big 12 Football
Extended Team Leaders
In Conference games**

OPPONENT 1ST DOWNS

Team	G	Rush	Pass	Pen	Total	Avg/G
Cincinnati	3	17	33	5	55	18.33
Oklahoma St.	3	18	38	1	57	19
Texas	3	19	34	5	58	19.33
West Virginia	3	27	31	3	61	20.33
Baylor	3	28	30	3	61	20.33
Oklahoma	3	26	34	2	62	20.67
Kansas St.	3	21	37	4	62	20.67
TCU	4	25	29	10	64	16
UCF	3	37	36	6	79	26.33
BYU	3	33	44	2	79	26.33
Houston	3	40	38	4	82	27.33
Texas Tech	4	35	40	8	83	20.75
Iowa St.	4	36	43	7	86	21.5
Kansas	4	39	62	3	104	26



**2023-24 Big 12 Football
Extended Team Leaders
In Conference games**

SACKS BY

Team	G	No.	Yards	Avg/G
Kansas	4	10	72	2.5
West Virginia	3	9	56	3
Texas Tech	4	9	66	2.25
TCU	4	9	57	2.25
Oklahoma	3	9	48	3
UCF	3	6	69	2
Texas	3	6	30	2
Oklahoma St.	3	6	35	2
Kansas St.	3	6	38	2
Iowa St.	4	6	48	1.5
Houston	3	5	18	1.67
Baylor	3	5	30	1.67
Cincinnati	3	4	22	1.33
BYU	3	2	22	0.67

KICKOFF COVERAGE

Team	G	No	Yards	Avg.	Ret.	TB	NetAvg
Texas	3	22	1422	64.64	84	16	42.73
Texas Tech	4	23	1441	62.65	162	13	34.65
BYU	3	15	942	62.8	97	9	38.87
Iowa St.	4	25	1581	63.24	208	14	43.44
Oklahoma	3	20	1246	62.3	70	11	41.25
Kansas	4	25	1564	62.56	86	19	36.36
Baylor	3	13	773	59.46	102	3	29.54
Oklahoma St.	3	22	1335	60.68	73	11	41.64
UCF	3	15	916	61.07	183	6	40.27
Kansas St.	3	19	1202	63.26	219	8	45.63
West Virginia	3	17	1054	62	335	5	46.35
Houston	3	15	931	62.07	232	7	22.93
TCU	4	24	1400	58.33	310	10	37.04
Cincinnati	3	12	667	55.58	137	5	39.08

SACKS AGAINST

Team	G	No.	Yards	Avg/G
West Virginia	3	2	7	0.67
Oklahoma St.	3	2	19	0.67
Oklahoma	3	4	21	1.33
Kansas St.	3	4	23	1.33
Iowa St.	4	4	14	1
Cincinnati	3	5	34	1.67
Texas Tech	4	6	40	1.5
Kansas	4	6	51	1.5
BYU	3	6	49	2
UCF	3	9	73	3
Houston	3	9	54	3
Texas	3	10	48	3.33
TCU	4	10	54	2.5
Baylor	3	15	124	5

RED ZONE OFFENSE

Team	G	Scores	Pct.	TDs	(R-P)	FGs	TurnO
Iowa St.	4	12 - 12	100.00	6	3 - 3	6 - 6	0
Oklahoma St.	3	13 - 14	92.86	6	3 - 3	7 - 8	0
West Virginia	3	9 - 10	90.00	7	6 - 1	2 - 2	1
Oklahoma	3	14 - 16	87.50	9	6 - 3	5 - 6	1
Kansas St.	3	13 - 15	86.67	12	11 - 1	1 - 2	1
UCF	3	6 - 7	85.71	5	3 - 2	1 - 2	0
Kansas	4	10 - 12	83.33	8	4 - 4	2 - 3	1
BYU	3	8 - 10	80.00	5	3 - 2	3 - 4	1
Texas Tech	4	14 - 18	77.78	12	6 - 6	2 - 2	3
Texas	3	9 - 12	75.00	5	4 - 1	4 - 5	2
Houston	3	6 - 8	75.00	5	1 - 4	1 - 1	2
Cincinnati	3	4 - 6	66.67	1	0 - 1	3 - 4	1
TCU	4	9 - 14	64.29	7	2 - 5	2 - 2	5
Baylor	3	9 - 16	56.25	3	2 - 1	6 - 7	5

PENALTIES

Team	G	No.	Yards	Avg/G
Baylor	3	9	66	22
Oklahoma St.	3	11	82	27.33
Kansas	4	15	132	33
BYU	3	12	105	35
Iowa St.	4	17	151	37.75
West Virginia	3	13	114	38
Oklahoma	3	17	118	39.33
Texas	3	15	124	41.33
Cincinnati	3	15	132	44
Texas Tech	4	19	186	46.5
Kansas St.	3	14	140	46.67
TCU	4	27	225	56.25
Houston	3	18	177	59
UCF	3	22	194	64.67

RED ZONE DEFENSE

Team	G	Scores	Pct.	TDs	(R-P)	FGs	TurnO
Oklahoma	3	2 - 6	33.33	0	0 - 0	2 - 3	3
Texas	3	8 - 12	66.67	4	3 - 1	4 - 4	3
Oklahoma St.	3	4 - 6	66.67	4	3 - 1	0 - 0	2
TCU	4	9 - 13	69.23	5	4 - 1	4 - 4	4
West Virginia	3	5 - 7	71.43	4	1 - 3	1 - 1	2
Baylor	3	11 - 15	73.33	9	5 - 4	2 - 4	1
Iowa St.	4	10 - 13	76.92	8	3 - 5	2 - 3	2
UCF	3	17 - 21	80.95	13	11 - 2	4 - 7	1
Kansas St.	3	10 - 12	83.33	5	4 - 1	5 - 6	1
Cincinnati	3	11 - 13	84.62	6	3 - 3	5 - 6	1
Houston	3	10 - 11	90.91	8	7 - 1	2 - 2	1
BYU	3	10 - 11	90.91	6	0 - 6	4 - 4	1
Texas Tech	4	11 - 12	91.67	8	5 - 3	3 - 3	1
Kansas	4	18 - 18	100.00	11	5 - 6	7 - 7	0



OPPONENT PENALTIES

Team	G	No.	Yards	Avg/G
West Virginia	3	23	205	68.33
BYU	3	21	192	64
Kansas St.	3	20	170	56.67
Houston	3	16	164	54.67
Baylor	3	13	134	44.67
Cincinnati	3	17	133	44.33
Oklahoma	3	17	131	43.67
Iowa St.	4	20	161	40.25
UCF	3	11	118	39.33
TCU	4	15	135	33.75
Oklahoma St.	3	12	94	31.33
Texas Tech	4	13	122	30.5
Kansas	4	15	116	29
Texas	3	11	71	23.67

TIME OF POSSESSION

Team	G	Total possession	Avg/G
West Virginia	3	105:03	35:01
Baylor	3	98:57	32:59
Texas	3	98:22	32:47
Iowa St.	4	127:35	31:54
Cincinnati	3	93:46	31:16
Kansas St.	3	92:08	30:43
Oklahoma St.	3	91:32	30:31
TCU	4	118:53	29:43
Oklahoma	3	88:28	29:29
Houston	3	84:25	28:08
BYU	3	84:26	28:08
Kansas	4	111:16	27:49
Texas Tech	4	107:18	26:49
UCF	3	75:41	25:14



**2023-24 Big 12 Football
Conference Individual Game Highs
In Conference games**

INDIVIDUAL PLAYER GAME HIGHS

Points scored	
30	Avery Johnson (Kansas St.) at Texas Tech (10/14/2023)
24	DJ Giddens (Kansas St.) vs UCF (09/23/2023)
Touchdowns	
5	Avery Johnson (Kansas St.) at Texas Tech (10/14/2023)
4	DJ Giddens (Kansas St.) vs UCF (09/23/2023)
TD responsibility	
5	Avery Johnson (Kansas St.) at Texas Tech (10/14/2023) [5r,0p]
5	Jason Bean (Kansas) at Oklahoma St. (10/14/2023) [0r,5p]
5	Donovan Smith (Houston) vs West Virginia (10/12/2023) [1r,4p]
5	Dillon Gabriel (Oklahoma) vs Iowa St. (09/30/2023) [2r,3p]
Points scored kicking	
17	Alex Hale (Oklahoma St.) vs Kansas St. (10/06/2023) [5fg,2pat]
Total offense yards	
465	Josh Hoover (TCU) vs BYU (10/14/2023) [26r,439p]
437	Garrett Greene (West Virginia) at Houston (10/12/2023) [46r,391p]
Total offense plays	
59	Josh Hoover (TCU) vs BYU (10/14/2023) [1r,58p]
56	Kedon Slovis (BYU) at Kansas (09/23/2023) [5r,51p]
56	Emory Jones (Cincinnati) vs Oklahoma (09/23/2023) [15r,41p]
Total offense yards/play	
35	Xavier Worthy (Texas) at Baylor (09/23/2023) [35-1]
21	Traylon Ray (West Virginia) vs Texas Tech (09/23/2023) [21-1]
Rushing yards	
218	Jonathon Brooks (Texas) vs Kansas (09/30/2023)
207	DJ Giddens (Kansas St.) vs UCF (09/23/2023)
Rushing attempts	
31	Tahj Brooks (Texas Tech) at Baylor (10/07/2023)
30	DJ Giddens (Kansas St.) vs UCF (09/23/2023)
Yards per rush	
54	Jake Strong (Texas Tech) vs Kansas St. (10/14/2023) [54-1]
26	Josh Hoover (TCU) vs BYU (10/14/2023) [26-1]
Rushing TDs	
5	Avery Johnson (Kansas St.) at Texas Tech (10/14/2023)
4	DJ Giddens (Kansas St.) vs UCF (09/23/2023)
Longest rush	
79	Johnny Richardson (UCF) vs Baylor (09/30/2023)
75	Devin Neal (Kansas) vs UCF (10/07/2023)
Passing yards	
439	Josh Hoover (TCU) vs BYU (10/14/2023)
410	Jason Bean (Kansas) at Oklahoma St. (10/14/2023)
Passing attempts	
58	Josh Hoover (TCU) vs BYU (10/14/2023)
51	Kedon Slovis (BYU) at Kansas (09/23/2023)
Passing TDs	
5	Jason Bean (Kansas) at Oklahoma St. (10/14/2023)
4	Josh Hoover (TCU) vs BYU (10/14/2023)
4	Donovan Smith (Houston) vs West Virginia (10/12/2023)
4	Donovan Smith (Houston) at Texas Tech (09/30/2023)
Longest pass	
75	Rocco Becht (Iowa St.) at Cincinnati (10/14/2023)
71	Blake Shapen (Baylor) vs Texas Tech (10/07/2023)



**2023-24 Big 12 Football
Conference Individual Game Highs
In Conference games**

Passes completed	
37	Josh Hoover (TCU) vs BYU (10/14/2023)
31	Quinn Ewers (Texas) vs Oklahoma (N) (10/07/2023)
Had intercepted	
3	Jake Strong (Texas Tech) vs Kansas St. (10/14/2023)
3	Will Howard (Kansas St.) at Oklahoma St. (10/06/2023)
Pass completion pct	
100	Grant Tisdale (TCU) vs BYU (10/14/2023) [1-1]
100	Savion Red (Texas) vs Oklahoma (N) (10/07/2023) [1-1]
100	Brennan Presley (Oklahoma St.) vs Kansas St. (10/06/2023) [1-1]
100	J.J. Kohl (Iowa St.) at Oklahoma (09/30/2023) [4-4]
100	LJ Martin (BYU) vs Cincinnati (09/29/2023) [1-1]
100	Xavier Worthy (Texas) at Baylor (09/23/2023) [1-1]
100	Traylon Ray (West Virginia) vs Texas Tech (09/23/2023) [1-1]
Pass yards/attempt	
35	Xavier Worthy (Texas) at Baylor (09/23/2023) [35-1]
25	Savion Red (Texas) vs Oklahoma (N) (10/07/2023) [25-1]
Pass yards/catch	
35	Xavier Worthy (Texas) at Baylor (09/23/2023) [35-1]
25	Savion Red (Texas) vs Oklahoma (N) (10/07/2023) [25-1]
Receiving yards	
172	Jayden Higgins (Iowa St.) at Cincinnati (10/14/2023)
150	Monaray Baldwin (Baylor) at UCF (09/30/2023)
Receptions	
10	Myles Price (Texas Tech) at Baylor (10/07/2023)
10	Jordan Whittington (Texas) vs Oklahoma (N) (10/07/2023)
10	Adonai Mitchell (Texas) vs Kansas (09/30/2023)
10	Samuel Brown (Houston) at Texas Tech (09/30/2023)
Yards per catch	
122	Ollie Gordon (Oklahoma St.) vs Kansas (10/14/2023) [6-116]
74	Monaray Baldwin (Baylor) vs Texas Tech (10/07/2023) [5-126]
Receiving TDs	
2	Mason Fairchild (Kansas) at Oklahoma St. (10/14/2023)
2	Quentin Skinner (Kansas) at Oklahoma St. (10/14/2023)
2	Stephon Johnson Jr. (Houston) vs West Virginia (10/12/2023)
2	Baylor Cupp (Texas Tech) at Baylor (10/07/2023)
2	Chamon Metayer (Cincinnati) at BYU (09/29/2023)
2	Kobe Hudson (UCF) at Kansas St. (09/23/2023)
2	Daniel Jackson (Iowa St.) vs Oklahoma St. (09/23/2023)
2	Luke Grimm (Kansas) vs BYU (09/23/2023)
Longest reception	
75	Jayden Higgins (Iowa St.) at Cincinnati (10/14/2023)
71	Monaray Baldwin (Baylor) vs Texas Tech (10/07/2023)
Field goal attempts	
6	Alex Hale (Oklahoma St.) vs Kansas St. (10/06/2023)
5	Alex Hale (Oklahoma St.) vs Kansas (10/14/2023)
5	Griffin Kell (TCU) at Houston (09/16/2023)
Field goals made	
5	Alex Hale (Oklahoma St.) vs Kansas St. (10/06/2023)
4	Alex Hale (Oklahoma St.) vs Kansas (10/14/2023)
Longest field goal	
54	Carter Brown (Cincinnati) vs Oklahoma (09/23/2023)
53	Alex Hale (Oklahoma St.) vs Kansas St. (10/06/2023)
53	Alex Hale (Oklahoma St.) at Iowa St. (09/23/2023)
53	Griffin Kell (TCU) at Houston (09/16/2023)



**2023-24 Big 12 Football
Conference Individual Game Highs
In Conference games**

Field goal pct	
100	Chris Tennant (Kansas St.) at Texas Tech (10/14/2023) [1-1]
100	Will Ferrin (BYU) at TCU (10/14/2023) [1-1]
100	Griffin Kell (TCU) vs BYU (10/14/2023) [3-3]
100	Chase Contreras (Iowa St.) at Cincinnati (10/14/2023) [3-3]
100	Carter Brown (Cincinnati) vs Iowa St. (10/14/2023) [1-1]
100	Michael Hayes (West Virginia) at Houston (10/12/2023) [1-1]
100	Gino Garcia (Texas Tech) at Baylor (10/07/2023) [1-1]
100	Isaiah Hankins (Baylor) vs Texas Tech (10/07/2023) [2-2]
100	Bert Auburn (Texas) vs Oklahoma (N) (10/07/2023) [3-3]
100	Chase Contreras (Iowa St.) at Oklahoma (09/30/2023) [2-2]
100	Carter Brown (Cincinnati) at BYU (09/29/2023) [2-2]
100	Isaiah Hankins (Baylor) vs Texas (09/23/2023) [2-2]
100	Gino Garcia (Texas Tech) at West Virginia (09/23/2023) [2-2]
100	Michael Hayes (West Virginia) vs Texas Tech (09/23/2023) [2-2]
100	Alex Hale (Oklahoma St.) at Iowa St. (09/23/2023) [2-2]
100	Chase Contreras (Iowa St.) vs Oklahoma St. (09/23/2023) [2-2]
100	Will Ferrin (BYU) at Kansas (09/23/2023) [2-2]
100	Seth Keller (Kansas) vs BYU (09/23/2023) [1-1]
100	Zach Schmit (Oklahoma) at Cincinnati (09/23/2023) [2-2]
PAT kicks attempted	
7	Gino Garcia (Texas Tech) vs Houston (09/30/2023)
PAT kicks made	
7	Gino Garcia (Texas Tech) vs Houston (09/30/2023)
PAT kicks pct	
100	Gino Garcia (Texas Tech) vs Kansas St. (10/14/2023) [3-3]
100	Chris Tennant (Kansas St.) at Texas Tech (10/14/2023) [5-5]
100	Owen Piepergerdes (Kansas) at Oklahoma St. (10/14/2023) [1-1]
100	Griffin Kell (TCU) vs BYU (10/14/2023) [5-5]
100	Alex Hale (Oklahoma St.) vs Kansas (10/14/2023) [3-3]
100	Chase Contreras (Iowa St.) at Cincinnati (10/14/2023) [3-3]
100	Carter Brown (Cincinnati) vs Iowa St. (10/14/2023) [1-1]
100	Jack Martin (Houston) vs West Virginia (10/12/2023) [5-5]
100	Michael Hayes (West Virginia) at Houston (10/12/2023) [4-4]
100	Griffin Kell (TCU) at Iowa St. (10/07/2023) [2-2]
100	Gino Garcia (Texas Tech) at Baylor (10/07/2023) [4-4]
100	Chase Contreras (Iowa St.) vs TCU (10/07/2023) [3-3]
100	Seth Keller (Kansas) vs UCF (10/07/2023) [5-5]
100	Colton Boomer (UCF) at Kansas (10/07/2023) [2-2]
100	Owen Piepergerdes (Kansas) vs UCF (10/07/2023) [1-1]
100	Zach Schmit (Oklahoma) vs Texas (N) (10/07/2023) [4-4]
100	Bert Auburn (Texas) vs Oklahoma (N) (10/07/2023) [3-3]
100	Alex Hale (Oklahoma St.) vs Kansas St. (10/06/2023) [2-2]
100	Chris Tennant (Kansas St.) at Oklahoma St. (10/06/2023) [1-1]
100	Michael Hayes (West Virginia) at TCU (09/30/2023) [3-3]
100	Griffin Kell (TCU) vs West Virginia (09/30/2023) [3-3]
100	Zach Schmit (Oklahoma) vs Iowa St. (09/30/2023) [6-6]
100	Chase Contreras (Iowa St.) at Oklahoma (09/30/2023) [2-2]
100	Isaiah Hankins (Baylor) at UCF (09/30/2023) [2-2]
100	Colton Boomer (UCF) vs Baylor (09/30/2023) [5-5]
100	Seth Keller (Kansas) at Texas (09/30/2023) [2-2]
100	Bert Auburn (Texas) vs Kansas (09/30/2023) [4-4]
100	Gino Garcia (Texas Tech) vs Houston (09/30/2023) [7-7]
100	Jack Martin (Houston) at Texas Tech (09/30/2023) [4-4]
100	Will Ferrin (BYU) vs Cincinnati (09/29/2023) [5-5]
100	Carter Brown (Cincinnati) at BYU (09/29/2023) [3-3]



**2023-24 Big 12 Football
Conference Individual Game Highs
In Conference games**

100	Colton Boomer (UCF) at Kansas St. (09/23/2023) [4-4]
100	Bert Auburn (Texas) at Baylor (09/23/2023) [5-5]
100	Michael Hayes (West Virginia) vs Texas Tech (09/23/2023) [2-2]
100	Gino Garcia (Texas Tech) at West Virginia (09/23/2023) [1-1]
100	Alex Hale (Oklahoma St.) at Iowa St. (09/23/2023) [3-3]
100	Chase Contreras (Iowa St.) vs Oklahoma St. (09/23/2023) [4-4]
100	Seth Keller (Kansas) vs BYU (09/23/2023) [5-5]
100	Will Ferrin (BYU) at Kansas (09/23/2023) [3-3]
100	Zach Schmit (Oklahoma) at Cincinnati (09/23/2023) [2-2]
100	Jack Martin (Houston) vs TCU (09/16/2023) [1-1]
Punts	
8	Hudson Kaak (Oklahoma St.) at Iowa St. (09/23/2023)
8	Tyler Perkins (Iowa St.) vs Oklahoma St. (09/23/2023)
Yards punted	
329	Hudson Kaak (Oklahoma St.) at Iowa St. (09/23/2023) [8-329]
326	Tyler Perkins (Iowa St.) vs Oklahoma St. (09/23/2023) [8-326]
Longest punt	
69	Jack Blumer (Kansas St.) vs UCF (09/23/2023)
Punting avg	
57	Jack Blumer (Kansas St.) vs UCF (09/23/2023) [57-1]
Punt returns	
3	Jaylin Noel (Iowa St.) at Cincinnati (10/14/2023)
3	Xavier Worthy (Texas) at Baylor (09/23/2023)
3	Preston Fox (West Virginia) vs Texas Tech (09/23/2023)
3	Jaylin Noel (Iowa St.) vs Oklahoma St. (09/23/2023)
Punt return yards	
82	Trevor Wilson (Kansas) vs UCF (10/07/2023)
48	Xavier Worthy (Texas) at Baylor (09/23/2023)
Longest punt return	
82	Trevor Wilson (Kansas) vs UCF (10/07/2023)
43	Myles Price (Texas Tech) at Baylor (10/07/2023)
Punt return avg	
82	Trevor Wilson (Kansas) vs UCF (10/07/2023) [82-1]
43	Myles Price (Texas Tech) at Baylor (10/07/2023) [43-1]
Kick returns	
5	Jahiem White (West Virginia) at Houston (10/12/2023)
5	Major Everhart (TCU) at Iowa St. (10/07/2023)
5	Drae McCray (Texas Tech) at West Virginia (09/23/2023)
Kick return yards	
132	Matthew Golden (Houston) vs TCU (09/16/2023)
123	Matthew Golden (Houston) vs West Virginia (10/12/2023)
Kick return avg	
61.5	Matthew Golden (Houston) vs West Virginia (10/12/2023) [123-2]
56	Drae McCray (Texas Tech) vs Houston (09/30/2023) [112-2]
Longest kick return	
100	Matthew Golden (Houston) vs West Virginia (10/12/2023)
100	Drae McCray (Texas Tech) vs Houston (09/30/2023)
Kick return TDs	
1	Matthew Golden (Houston) vs West Virginia (10/12/2023)
1	Drae McCray (Texas Tech) vs Houston (09/30/2023)
1	Matthew Golden (Houston) vs TCU (09/16/2023)
Combined PR/KR yards	
132	Matthew Golden (Houston) vs TCU (09/16/2023) [0pr,132kr]
123	Matthew Golden (Houston) vs West Virginia (10/12/2023) [0pr,123kr]
Interceptions	



2023-24 Big 12 Football
Conference Individual Game Highs
In Conference games

2	Kobe Savage (Kansas St.) at Texas Tech (10/14/2023)
2	Beau Freyler (Iowa St.) vs TCU (10/07/2023)
2	Cameron Epps (Oklahoma St.) vs Kansas St. (10/06/2023)
Interception return yds	
44	Billy Bowman (Oklahoma) vs Iowa St. (09/30/2023)
42	Jakob Robinson (BYU) vs Cincinnati (09/29/2023)
Interception return avg	
44	Billy Bowman (Oklahoma) vs Iowa St. (09/30/2023) [44-1]
42	Jakob Robinson (BYU) vs Cincinnati (09/29/2023) [42-1]
Longest interception rtn	
44	Billy Bowman (Oklahoma) vs Iowa St. (09/30/2023)
42	Jakob Robinson (BYU) vs Cincinnati (09/29/2023)
All-purpose yards	
293	DJ Giddens (Kansas St.) vs UCF (09/23/2023)
284	Ollie Gordon (Oklahoma St.) vs Kansas (10/14/2023)
Tackles	
17	Nickolas Martin (Oklahoma St.) vs Kansas St. (10/06/2023) [10-7]
Sacks	
3	Steve Linton (Texas Tech) at Baylor (10/07/2023) [0-3]
2.5	Collin Oliver (Oklahoma St.) vs Kansas (10/14/2023) [1-2]
Tackles for loss	
3.5	Matt Jones (Baylor) at UCF (09/30/2023) [3-1]
3.5	Matt Jones (Baylor) vs Texas (09/23/2023) [3-1]
3.5	Danny Stutsman (Oklahoma) at Cincinnati (09/23/2023) [3-1]



200-Yard Rushing Performances

- 218 Jonathon Brooks (Texas) vs Kansas (09/30/2023)
- 207 DJ Giddens (Kansas St.) vs UCF (09/23/2023)

100-Yard Rushing Performances

- 218 Jonathon Brooks (Texas) vs Kansas (09/30/2023)
- 207 DJ Giddens (Kansas St.) vs UCF (09/23/2023)
- 170 Tahj Brooks (Texas Tech) at Baylor (10/07/2023)
- 168 Ollie Gordon (Oklahoma St.) vs Kansas (10/14/2023)
- 154 Devin Neal (Kansas) vs UCF (10/07/2023)
- 152 Emani Bailey (TCU) at Iowa St. (10/07/2023)
- 149 Tahj Brooks (Texas Tech) at West Virginia (09/23/2023)
- 136 Ollie Gordon (Oklahoma St.) vs Kansas St. (10/06/2023)
- 134 Daniel Hishaw (Kansas) vs UCF (10/07/2023)
- 133 RJ Harvey (UCF) at Kansas (10/07/2023)
- 129 Jonathon Brooks (Texas) vs Oklahoma (N) (10/07/2023)
- 126 Emani Bailey (TCU) at Houston (09/16/2023)
- 121 Ollie Gordon (Oklahoma St.) at Iowa St. (09/23/2023)
- 118 Treshaun Ward (Kansas St.) at Texas Tech (10/14/2023)
- 113 Dillon Gabriel (Oklahoma) vs Texas (N) (10/07/2023)
- 111 Cam'Ron Valdez (Texas Tech) vs Houston (09/30/2023)
- 106 Jonathon Brooks (Texas) at Baylor (09/23/2023)
- 105 Johnny Richardson (UCF) vs Baylor (09/30/2023)
- 104 Will Howard (Kansas St.) at Oklahoma St. (10/06/2023)
- 101 Tahj Brooks (Texas Tech) vs Houston (09/30/2023)
- 100 Richard Reese (Baylor) at UCF (09/30/2023)

Number of 100-Yard Rushing Performances

- 3 Jonathon Brooks, Texas
- 3 Tahj Brooks, Texas Tech
- 3 Ollie Gordon, Oklahoma St.
- 2 Emani Bailey, TCU
- 1 DJ Giddens, Kansas St.
- 1 Devin Neal, Kansas
- 1 Daniel Hishaw, Kansas
- 1 RJ Harvey, UCF
- 1 Treshaun Ward, Kansas St.
- 1 Dillon Gabriel, Oklahoma
- 1 Cam'Ron Valdez, Texas Tech
- 1 Johnny Richardson, UCF
- 1 Will Howard, Kansas St.
- 1 Richard Reese, Baylor

500-Yard Passing Performances

400-Yard Passing Performances

- 439 Josh Hoover (TCU) vs BYU (10/14/2023)
- 410 Jason Bean (Kansas) at Oklahoma St. (10/14/2023)

300-Yard Passing Performances

- 439 Josh Hoover (TCU) vs BYU (10/14/2023)
- 410 Jason Bean (Kansas) at Oklahoma St. (10/14/2023)
- 391 Garrett Greene (West Virginia) at Houston (10/12/2023)
- 366 Dillon Gabriel (Oklahoma) vs Iowa St. (09/30/2023)
- 357 Kedon Slovis (BYU) at Kansas (09/23/2023)
- 348 Rocco Becht (Iowa St.) vs Oklahoma St. (09/23/2023)
- 346 Quinn Ewers (Texas) vs Oklahoma (N) (10/07/2023)
- 336 Alan Bowman (Oklahoma St.) vs Kansas (10/14/2023)
- 336 Donovan Smith (Houston) at Texas Tech (09/30/2023)
- 325 Quinn Ewers (Texas) vs Kansas (09/30/2023)
- 324 Blake Shapen (Baylor) vs Texas Tech (10/07/2023)



**2023-24 Big 12 Football
Conference Individual Game Highs
In Conference games**

322	Dillon Gabriel (Oklahoma) at Cincinnati (09/23/2023)
314	Chandler Morris (TCU) at Houston (09/16/2023)
Number of 300-Yard Passing Performances	
2	Dillon Gabriel, Oklahoma
2	Quinn Ewers, Texas
1	Josh Hoover, TCU
1	Jason Bean, Kansas
1	Garrett Greene, West Virginia
1	Kedon Slovis, BYU
1	Rocco Becht, Iowa St.
1	Alan Bowman, Oklahoma St.
1	Donovan Smith, Houston
1	Blake Shapen, Baylor
1	Chandler Morris, TCU
200-Yard Receiving Performances	
100-Yard Receiving Performances	
172	Jayden Higgins (Iowa St.) at Cincinnati (10/14/2023)
150	Monaray Baldwin (Baylor) at UCF (09/30/2023)
146	Jaylin Noel (Iowa St.) vs Oklahoma St. (09/23/2023)
141	Adonai Mitchell (Texas) vs Kansas (09/30/2023)
138	Kobe Hudson (UCF) at Kansas St. (09/23/2023)
131	Chase Roberts (BYU) vs Cincinnati (09/29/2023)
130	Jalil Farooq (Oklahoma) vs Texas (N) (10/07/2023)
126	Monaray Baldwin (Baylor) vs Texas Tech (10/07/2023)
117	Andrel Anthony (Oklahoma) at Cincinnati (09/23/2023)
116	Ollie Gordon (Oklahoma St.) vs Kansas (10/14/2023)
116	Devin Carter (West Virginia) at Houston (10/12/2023)
115	Jordan Whittington (Texas) vs Oklahoma (N) (10/07/2023)
113	Javon Baker (UCF) vs Baylor (09/30/2023)
113	Samuel Brown (Houston) at Texas Tech (09/30/2023)
112	Rashod Owens (Oklahoma St.) vs Kansas (10/14/2023)
110	Ja'Tavion Sanders (Texas) at Baylor (09/23/2023)
108	Xavier Worthy (Texas) vs Oklahoma (N) (10/07/2023)
104	JP Richardson (TCU) vs BYU (10/14/2023)
102	Coy Eakin (Texas Tech) vs Kansas St. (10/14/2023)
Number of 100-Yard Receiving Performances	
2	Monaray Baldwin, Baylor
1	Jayden Higgins, Iowa St.
1	Jaylin Noel, Iowa St.
1	Adonai Mitchell, Texas
1	Kobe Hudson, UCF
1	Chase Roberts, BYU
1	Jalil Farooq, Oklahoma
1	Andrel Anthony, Oklahoma
1	Ollie Gordon, Oklahoma St.
1	Devin Carter, West Virginia
1	Jordan Whittington, Texas
1	Javon Baker, UCF
1	Samuel Brown, Houston
1	Rashod Owens, Oklahoma St.
1	Ja'Tavion Sanders, Texas
1	Xavier Worthy, Texas
1	JP Richardson, TCU
1	Coy Eakin, Texas Tech



**2023-24 Big 12 Football
Team Highs
In Conference games**

POINTS	51	Kansas vs UCF (10/07/2023)
POINTS SCORED KICKING	17	Oklahoma St. vs Kansas St. (10/06/2023)
TOUCHDOWNS	7	Kansas vs UCF (10/07/2023)
	7	Texas Tech vs Houston (09/30/2023)
TOTAL OFFENSE YARDS	661	Texas vs Kansas (09/30/2023)
TOTAL OFFENSE PLAYS	88	TCU at Houston (09/16/2023)
TOTAL OFFENSE YARDS/PLAY	8.5	Texas at Baylor (09/23/2023)
RUSHING YARDS	399	Kansas vs UCF (10/07/2023)
RUSHING ATTEMPTS	51	Kansas vs UCF (10/07/2023)
	51	Texas vs Kansas (09/30/2023)
	51	TCU at Houston (09/16/2023)
YARDS PER RUSH	7.8	Kansas vs UCF (10/07/2023)
RUSHING TDS	6	Kansas St. vs UCF (09/23/2023)
LONGEST RUSH	79	UCF vs Baylor (09/30/2023)
PASSING YARDS	447	TCU vs BYU (10/14/2023)
PASSING ATTEMPTS	59	TCU vs BYU (10/14/2023)
PASSING TDS	5	Kansas at Oklahoma St. (10/14/2023)
LONGEST PASS	75	Iowa St. at Cincinnati (10/14/2023)
PASSES COMPLETED	38	TCU vs BYU (10/14/2023)
HAD INTERCEPTED	4	TCU at Iowa St. (10/07/2023)
PASS COMPLETION PCT	84.2	Texas vs Oklahoma (N) (10/07/2023)
PASSING YARDS/ATTEMPT	13.1	Texas at Baylor (09/23/2023)
YARDS PER CATCH	19.6	West Virginia at Houston (10/12/2023)
FIELD GOAL ATTEMPTS	6	Oklahoma St. vs Kansas St. (10/06/2023)
FIELD GOALS MADE	5	Oklahoma St. vs Kansas St. (10/06/2023)
LONGEST FIELD GOAL	54	Cincinnati vs Oklahoma (09/23/2023)
FIELD GOAL PCT	100.0	Kansas St. at Texas Tech (10/14/2023)
	100.0	BYU at TCU (10/14/2023)
	100.0	TCU vs BYU (10/14/2023)
	100.0	Cincinnati vs Iowa St. (10/14/2023)
	100.0	Iowa St. at Cincinnati (10/14/2023)
	100.0	West Virginia at Houston (10/12/2023)
	100.0	Baylor vs Texas Tech (10/07/2023)
	100.0	Texas Tech at Baylor (10/07/2023)
	100.0	Texas vs Oklahoma (N) (10/07/2023)
	100.0	Iowa St. at Oklahoma (09/30/2023)
	100.0	Cincinnati at BYU (09/29/2023)
	100.0	Baylor vs Texas (09/23/2023)
	100.0	Texas Tech at West Virginia (09/23/2023)
	100.0	West Virginia vs Texas Tech (09/23/2023)
	100.0	Iowa St. vs Oklahoma St. (09/23/2023)
	100.0	Oklahoma St. at Iowa St. (09/23/2023)
	100.0	BYU at Kansas (09/23/2023)
	100.0	Kansas vs BYU (09/23/2023)
	100.0	Oklahoma at Cincinnati (09/23/2023)
PAT KICKS ATTEMPTED	7	Texas Tech vs Houston (09/30/2023)
PAT KICKS MADE	7	Texas Tech vs Houston (09/30/2023)



**2023-24 Big 12 Football
Team Highs
In Conference games**

PAT KICKS PCT	100.0	Kansas St. at Texas Tech (10/14/2023)
	100.0	Texas Tech vs Kansas St. (10/14/2023)
	100.0	Oklahoma St. vs Kansas (10/14/2023)
	100.0	TCU vs BYU (10/14/2023)
	100.0	Cincinnati vs Iowa St. (10/14/2023)
	100.0	Iowa St. at Cincinnati (10/14/2023)
	100.0	Houston vs West Virginia (10/12/2023)
	100.0	West Virginia at Houston (10/12/2023)
	100.0	Iowa St. vs TCU (10/07/2023)
	100.0	TCU at Iowa St. (10/07/2023)
	100.0	Texas Tech at Baylor (10/07/2023)
	100.0	UCF at Kansas (10/07/2023)
	100.0	Kansas vs UCF (10/07/2023)
	100.0	Oklahoma vs Texas (N) (10/07/2023)
	100.0	Texas vs Oklahoma (N) (10/07/2023)
	100.0	Oklahoma St. vs Kansas St. (10/06/2023)
	100.0	Kansas St. at Oklahoma St. (10/06/2023)
	100.0	TCU vs West Virginia (09/30/2023)
	100.0	West Virginia at TCU (09/30/2023)
	100.0	Iowa St. at Oklahoma (09/30/2023)
	100.0	Oklahoma vs Iowa St. (09/30/2023)
	100.0	Baylor at UCF (09/30/2023)
	100.0	UCF vs Baylor (09/30/2023)
	100.0	Texas vs Kansas (09/30/2023)
	100.0	Kansas at Texas (09/30/2023)
	100.0	Houston at Texas Tech (09/30/2023)
	100.0	Texas Tech vs Houston (09/30/2023)
	100.0	BYU vs Cincinnati (09/29/2023)
	100.0	Cincinnati at BYU (09/29/2023)
	100.0	UCF at Kansas St. (09/23/2023)
	100.0	Texas at Baylor (09/23/2023)
	100.0	Texas Tech at West Virginia (09/23/2023)
	100.0	West Virginia vs Texas Tech (09/23/2023)
	100.0	Iowa St. vs Oklahoma St. (09/23/2023)
	100.0	Oklahoma St. at Iowa St. (09/23/2023)
	100.0	BYU at Kansas (09/23/2023)
	100.0	Kansas vs BYU (09/23/2023)
100.0	Oklahoma at Cincinnati (09/23/2023)	
100.0	Houston vs TCU (09/16/2023)	
2 POINTS PATS MADE	2	Baylor at UCF (09/30/2023)
PUNTS	8	Iowa St. vs Oklahoma St. (09/23/2023)
	8	Oklahoma St. at Iowa St. (09/23/2023)
LONGEST PUNT	69	Kansas St. vs UCF (09/23/2023)
YARDS PUNTED	329	Oklahoma St. at Iowa St. (09/23/2023)
PUNTING AVG	57.0	Kansas St. vs UCF (09/23/2023)
PUNT RETURNS	4	Texas at Baylor (09/23/2023)
PUNT RETURN YARDS	82	Kansas vs UCF (10/07/2023)
PUNT RETURN AVG	82.0	Kansas vs UCF (10/07/2023)
LONGEST PUNT RETURN	82	Kansas vs UCF (10/07/2023)
KICK RETURN	6	Houston vs TCU (09/16/2023)
KICK RETURN YARDS	201	Houston vs TCU (09/16/2023)
KICK RETURN AVERAGE	56.0	Texas Tech vs Houston (09/30/2023)
LONGEST KICK RETURN	100	Houston vs West Virginia (10/12/2023)
	100	Texas Tech vs Houston (09/30/2023)



**2023-24 Big 12 Football
Team Highs
In Conference games**

KICK RETURN TDS	1	Houston vs West Virginia (10/12/2023)
	1	Texas Tech vs Houston (09/30/2023)
	1	Houston vs TCU (09/16/2023)
INTERCEPTIONS	4	Iowa St. vs TCU (10/07/2023)
INTERCEPTION RETURN YARDS	54	Kansas vs BYU (09/23/2023)
INTERCEPTION RETURN AVERAGE	42.0	BYU vs Cincinnati (09/29/2023)
LONGEST INTERCEPTION RETURN	44	Oklahoma vs Iowa St. (09/30/2023)
INTERCEPTION RETURN TDS	1	TCU vs BYU (10/14/2023)
	1	Oklahoma St. vs Kansas St. (10/06/2023)
	1	Oklahoma vs Iowa St. (09/30/2023)
	1	BYU vs Cincinnati (09/29/2023)
	1	Kansas vs BYU (09/23/2023)
FUMBLES LOST	2	Texas at Baylor (09/23/2023)
FUMBLES RECOVERED	2	Baylor vs Texas (09/23/2023)
SACKED BY OPP	6	Baylor vs Texas Tech (10/07/2023)
	6	Houston vs TCU (09/16/2023)
QB SACKS	8	Cincinnati vs Oklahoma (09/23/2023)
TURNOVERS COMMITTED	4	TCU at Iowa St. (10/07/2023)
TURNOVERS CAUSED	4	Iowa St. vs TCU (10/07/2023)
KICKS BLOCKED	2	Kansas at Oklahoma St. (10/14/2023)
	2	TCU vs West Virginia (09/30/2023)
FIRST DOWNS	13	TCU at Houston (09/16/2023)
1ST DOWN RUSHING	18	TCU at Houston (09/16/2023)
1ST DOWN PASSING	23	TCU vs BYU (10/14/2023)
1ST DOWN BY PENALTY	5	West Virginia vs Texas Tech (09/23/2023)
PENALTIES	10	UCF at Kansas St. (09/23/2023)
PENALTIES YARDS	96	Texas Tech at West Virginia (09/23/2023)