



BROADCAST INFORMATION

TELEVISION
 Network ABC
 Play-by-Play Dave Pasch
 Analyst Dusty Dvoracek
 Analyst Tom Luginbill

LOCAL RADIO
 Network Longhorn Radio Network/LEARFIELD
 Play-by-Play Craig Way
 Analyst Roger Wallace
 Reporter Will Matthews

SPANISH RADIO
 Network Longhorn Radio Network/LEARFIELD
 Play-by-Play Dr. Rubén Pizarro-Silva
 Analyst Arturo Mata

NATIONAL RADIO
 Network N/A
 Play-by-Play N/A
 Analyst N/A

COACHING STAFF


ON THE FIELD
 Steve Sarkisian Head Coach
 Jeff Banks Asst. Head Coach/Special Teams Coord./TES
 Jeff Choate Co-Defensive Coordinator/ILBs
 Tashard Choice Running Backs
 Bo Davis Defensive Line
 Kyle Flood Offensive Coordinator/OL
 Terry Joseph Defensive Passing Game Coord./Secondary
 Pete Kwiatkowski Defensive Coordinator/OLBs
 AJ Milwee Co-Offensive Coordinator/Quarterbacks
 Torre Becton Director of Football Performance

IN THE BOOTH
 Blake Gideon Safeties
 Chris Jackson Passing Game Coordinator/WR

WHAT'S INSIDE

- 1 Game Information/Coverage
- 2 Media Information
- 3-19 Game Notes
- 20-21 Steve Sarkisian/Coaching Staff
- 22 Numerical Roster
- 23 Alphabetical Roster
- 24-25 The Last Time
- 26-29 2023 Box Scores
- 30-41 Select Players Game-by-Game Statistics
- 42 Career Highs (Offense & Specialists)
- 43 Career Highs (Defense)
- 44-54 2023 Statistics
- 55-56 Starters & Participation

THE MATCHUP



BYU COUGARS
 Record 5-2 (2-2 Big 12)
 CFP/AP/Coaches Rank NR/NR
 Head Coach Kalani Sitke (BYU, 2000)
 Record at BYU 61-36 (8th year)
 Career Record 61-36 (8th year)

TEXAS LONGHORNS
 Record 6-1 (3-1 Big 12)
 AP/Coaches Rank 7/7
 Head Coach Steve Sarkisian (BYU, 1997)
 Record at Texas 19-13 (3rd year)
 Career Record 65-48 (10th year)

SERIES HISTORY

Overall Record BYU leads, 4-1
 In Austin BYU leads, 2-1
 In Provo BYU leads, 2-0
 At Neutral N/A

Sitke vs. Texas Never met
 Sarkisian vs. BYU 0-1

Current Streak BYU, Won 2 (2013-14)
 Last Meeting BYU 41, Houston 7 (2014)
 Longest Texas Streak Won 1 (2011)
 Longest BYU Streak Won 2, twice (1987-88, 2013-14)

Largest Texas Win Texas 17, BYU 16 (2011)
 Largest BYU Win BYU 47, Texas 6 (1988)

GAMEDAY INFORMATION

Kickoff Time 2:30 p.m. CT
 Location Austin, Texas
 Stadium Darrell K Royal-Texas Memorial Stadium
 Texas in 2023 6-1
 Home 3-0
 Road 3-0
 Neutral 0-1
 vs. Big 12 3-1
 vs. Ranked 2-1

SEASON LEADERS



QUINN EWERS | SOPHOMORE

PASSING
 151-OF-213 (70.9%)
 1,915 YDS
 13 TD, 3 INT



JOHNATHON BROOKS | SOPHOMORE

RUSHING
 128 ATT
 825 YDS (6.4 YPC)
 6 TD



XAVIER WORTHY | JUNIOR

RECEIVING
 40 REC
 545 YDS (13.6 YPR)
 4 TD



JAYLAN FORD | SENIOR

TACKLES
 46 TOTAL
 7.5 TFL
 2 INT

TEAM STATISTICAL COMPARISON

Category	BYU		Texas	
	Value	FBS Rk	Value	FBS Rk
Total Offense	301.9	122	468.4	15
Rushing Offense	79.3	128	179.4	36
Passing Offense	222.6	74	289.0	23
Team Passing Efficiency	129.72	80	162.15	16
Scoring Offense	27.6	73	34.4	T-26
Total Defense	396.7	95	333.1	38
Rushing Defense	150.3	79	98.3	16
Passing Yards Allowed	246.4	98	234.9	75
Team Passing Eff. Defense	126.01	47	120.71	32
Scoring Defense	24.3	59	17.4	17
Turnover Margin	1.29	3	0.43	T-28
3rd Down Conversion Pct.	0.301	124	0.389	78
4th Down Conversion Pct.	0.500	T-60	0.684	23
3rd Down Conv. Pct Defense	0.434	100	0.287	8
4th Down Conv. Pct Defense	0.385	30	0.400	T-32
Red Zone Offense	0.913	23	0.857	T-58
Red Zone Defense	0.800	50	0.684	10
Net Punting	41.50	22	45.24	3
Punt Returns	2.64	118	11.92	30
Kickoff Returns	21.71	T-44	19.00	82
First Downs Offense	114	123	161	T-38
First Downs Defense	145	74	121	23
Fewest Penalties per Game	4.86	24	5.14	T-32
Fewest Penalty Yds per Game	37.86	14	43.43	T-29
Time of Possession	28:22	104	30:49	41

2023 SCHEDULE

W, 37-10 Austin, Texas FOX 2:30 PM	W, 34-24 Tuscaloosa, Ala. ESPN 6:00 PM	W, 31-10 Austin, Texas LHN 7:00 PM	W, 38-6 Waco, Texas ABC 6:30 PM	W, 40-14 Austin, Texas ABC 2:30 PM	L, 30-34 Dallas, Texas ABC 11:00 AM	W, 31-24 Houston, Texas FOX 3:00 PM	OCT. 28 Austin, Texas ABC 2:30 PM	NOV. 4 Austin, Texas TBD TBD	NOV. 11 Fort Worth, Texas TBD TBD	NOV. 18 Ames, Iowa TBD TBD	NOV. 24 Austin, Texas ABC 6:30 PM
---	---	---	--	---	--	--	--	---	--	---	--

MEDIA INFORMATION

FOOTBALL MEDIA RELATIONS

Sr. Assoc. Athletics Director John Bianco
 john.bianco@athletics.utexas.edu
Associate Director Thomas Stepp
 thomas.stepp@athletics.utexas.edu
Assistant Director Ryan Tewes
 ryan.tewes@athletics.utexas.edu

SOCIAL MEDIA

WEBSITE TexasSports.com
TWITTER @TexasFootball
INSTAGRAM texasfootball

Up-to-date information on the football team is available on the football page at www.TexasSports.com. Quotes from news conferences, releases, feature stories and game notes will be available. You can also follow on Twitter and Instagram for the most updated content and information.

WEEKLY NEWS CONFERENCE

A weekly news conference with head coach Steve Sarkisian is held on Monday at 11 a.m. CT in the Centennial Room. Longhorn Network and Austin Radio Network air it live and a replay is posted later in the day on TexasSports.com.

POSTGAME

The Texas locker room is closed. Postgame interviews at home are anticipated to take place in the Moncrief Athletics Complex. Interviews on the road will be determined on a game by game basis. **NO INTERVIEWS ARE TO BE CONDUCTED ON THE FIELD FOLLOWING THE GAME.** Failure to abide by this rule will result in termination of credential.

CREDENTIALS

Requests may be submitted at utcredentials.com.

SPANISH BROADCAST

The Longhorn Radio Network/LEARFIELD offers Cadena Deportiva, a Spanish language radio broadcast of Texas football games. All games are available at TexasSports.com and the Texas Longhorns Mobile App.

LONGHORN RADIO NETWORK

For complete coverage of Texas Longhorns football, tune into the Longhorn Radio Network/LEARFIELD. Craig Way (play-by-play), Roger Wallace (color) and Will Matthews (sideline) call the action. Longhorn Weekly, Steve Sarkisian's one-hour radio show, airs Thursdays on the radio network.

Abilene	KWKC	1340
Abilene	KTJKHD3	101.7
Austin	KVET	1300*
Austin	KVET	98.1*
Austin	K276EL	103.1*
Big Spring	KBST	1490
Carthage	KGAS	104.3
Carthage	KGAS	1590
Corpus Christi	KEYS	1440
Crockett	KIVY	92.7
Crockett	KIVY	102.9
Crockett	KIVY	105.5
Dallas	KRLD	1080
Del Rio	KWMC	1490
El Paso	KROD	600
Fort Stockton	KFST	860
Henderson	KWRD	1470*
Houston	KBME	790
Marshall	KMHT	1450
Marshall	KMHT	103.9
Midland	KBAT	99.9
McAllen	KVNS	1700
San Angelo	KKSA	1260
San Antonio	WOAI	1200
San Antonio	KTKR	760
Texarkana	K300DW	107.9*
Texarkana	KCMC	740
Tyler	KTBB	600
Tyler	KTBB	92.1
Waco	KWTX	1230
Victoria	KLUB	104.9

*Flagship

SATELLITE RADIO

This week's broadcast can be heard on Satellite radio on SiriusXM channel 135 or 199 and SXM App.

USE OF AUDIO/VIDEO COVERAGE

Any accredited media entity using "video or audio materials" (film, traditional video or audio, digital video or audio, photos, etc.) from University of Texas Athletics events (games, practices, post-practice/postgame interviews and press conferences) may use that material only for traditional television newscasts, web-based or print coverage (see note below regarding policy on game video on web), or other electronic transmission as approved by The University in writing, with a limitation of up to three (3) minutes in length from any single event. That three (3)-minute package may contain no more than two (2) minutes of game highlights. Its usage must be only as supporting edited video/audio for a reported video/audio story and not simply as a raw video post/rebroadcast/ streamed highlights or interview sessions. Accredited media entities may not offer any live video, audio or other coverage of the event (or tape delay rebroadcast coverage in its entirety) without the advance written permission of The University of Texas athletics department. Video is for news usage only and may not be sponsored or sold. This policy includes all games, matches, practices and events involving any of Texas' athletics programs. It includes all media events — press conferences, pre/post-practice interviews and pre/post-game interviews.

NOTE REGARDING USE OF GAME VIDEO: Policy permits entities to use up to two (2) minutes of video on air (whether taken from the network feed or shot themselves) or on the entity's website. Reports and features must be filed postgame and not during the game. If a game/event is contracted to a network television partner, all highlights may remain on a website no longer than 48 hours following the game/event's conclusion. Highlights may not be used via social media platforms except as a link back to the website/URL hosting the highlights.

EXCEPTION: With advance written permission from the UT Athletics department, media entities will be permitted to rebroadcast the Steve Sarkisian weekly Monday press conferences in its entirety. Video from that 20-minute press conference can be used for either over the air rebroadcast or web postings. Live distribution of the weekly Monday press conference is not permitted. If posted on a website, it must be removed 48 hours after the conclusion of the press conference.

PHOTOGRAPHY

Action shots of UT coaches and student-athletes can be requested by contacting the UT Athletics Photo Department at photo@athletics.utexas.edu.

COLLEGEPRESSBOX.COM is the official media website for Division I football. Access and download game notes, quotes, statistics, media guides, headshots, logos and more for all FBS schools, conferences, postseason games, awards and the College Football Playoff. For access, please register for an account at collegepressbox.com/register.

GAME NOTES

QUICK FACTS

GENERAL INFORMATION

Name University of Texas
 Location Austin, Texas
 Founded 1883
 Enrollment 52,384 (41,309 undergraduate)
 Nickname Longhorns
 Mascot Bevo/Hook 'Em
 Colors Burnt Orange and White
 Conference Big 12
 President Jay Hartzell
 Vice President & Lois and Richard Folger
 Athletics Director Chris Del Conte
 Home Field Darrell K Royal-Texas Memorial Stadium
 University Website utexas.edu
 Athletics Website TexasSports.com
 Conference Website Big12Sports.com

HISTORY

First Year of Football 1893
 All-Time Record 942-391-33
 All-Time Bowl Record 31-25-2
 Last Bowl 2022 Alamo
 Last Bowl Opponent No. 12 Washington (L, 20-27)
 Conference Championships* 28
 1920, 1928, 1930, 1942, 1943, 1945, 1950, 1952
 1953, 1959, 1961, 1962, 1963, 1968, 1969, 1970
 1971, 1972, 1973, 1975, 1977, 1983, 1990, 1994
 1995, 1996, 2005, 2009
 National Championships 4
 1963, 1969, 1970, 2005
 *The 1996-97 academic year was Texas' first in the Big 12

2023 TEAM INFORMATION

Seniors (inc. super seniors) 22
 Juniors 18
 Sophomores 32
 Freshmen (inc. redshirts) 48
 Letterwinners Returning/Lost 41/21
 Offense/Defense/Specialists (Returning) 20/18/3
 Starters Returning/Lost 16/6
 Offense 10/1
 Defense 6/5

2022 INFORMATION

Overall Record 8-5
 Home/Road/Neutral 5-2/2-2/1-1
 Big 12 Record/Finish 6-3/3rd
 Final Ranking 20 (CFP) | 25 (AP) | 25 (Coaches)
 Bowl Game Alamo
 Bowl Opponent Washington
 Bowl Result L, 20-27

COACHING STAFF

Head Coach Steve Sarkisian
 Alma Mater BYU, 1997
 Record at UT/Years 19-13/3rd
 Career Record/Years 65-48/10th
 Twitter @CoachSark
 Instagram steve.sarkisian
 Asst. HC/Special Teams Coord./TE Jeff Banks
 Co-Defensive Coordinator/ILB Jeff Choate
 Running Backs Tashard Choice
 Defensive Line Bo Davis
 Offensive Coordinator/OL Kyle Flood
 Safeties Blake Gideon
 Passing Game Coord./Wide Receivers Chris Jackson
 Def. Passing Game Coord./Secondary Terry Joseph
 Defensive Coordinator/OLB Pete Kwiatkowski
 Co-Offensive Coordinator/Quarterbacks AJ Milwee
 Strength and Conditioning Torre Becton

THE OPENING KICKOFF

- The University of Texas continues its 131st season of football on Saturday when the Longhorns meet BYU for the sixth all-time meeting and first time since 2014.
- The Longhorns and Cougars will be meeting as conference opponents for the first time in series history.
- Texas will be hosting the 700th home game in program history and 529th at Darrell K Royal-Texas Memorial Stadium.
- Texas (No. 7) is ranked in the AP Top-10 for the seventh consecutive week, the longest single-season stretch for the Longhorns since 2009.
- The Longhorns (6-1, 3-1) topped Houston on the road last week, 31-24.
- BYU enters the game after defeating Texas Tech, 27-14, at home.
- Texas currently boasts 942 all-time wins, the fifth-most in college football history. UT holds an all-time record of 942-391-33 (.702).

SERIES HISTORY VS. BYU

- Texas and BYU will meet for the sixth time in series history and first time as conference opponents.
- The Longhorns and Cougars will play for the first time since 2014.
- BYU leads the all-time series 4-1 with a 2-1 mark in Austin.
- Texas last hosted BYU in 2014, falling 41-7. Longhorn quarterback Tyrone Swoopes completed 20-for-31 passes for 176 yards with one touchdown and one interception, while Cougars' quarterback Taysom Hill accounted for 280 total yards and three touchdowns.

RESULTS VS. BYU (ALL-TIME MEETINGS)

Year	Location	Result	Score
1987	Austin	L	17-22
1988	Provo	L	6-47
2011	Austin	W	17-16
2013	Provo	L	21-40
2014	Austin	L	7-41

STEVE SARKISIAN TO COACH AGAINST ALMA MATER

- Texas Football head coach Steve Sarkisian was an All-American quarterback at BYU and will be coaching in his third game against his alma mater.
- Sarkisian has coached against his alma mater twice before this Saturday's game, first as a quarterback coach at USC and then in his second season as head coach at Washington.
 - 2003 - USC 38, BYU 18 in Los Angeles
 - 2010 - BYU 23, Washington 17 in Provo
- A starter for the Cougars from 1995-96, he completed 549-of-824 passes (66.6 percent) for 7,755 yards and 55 touchdowns. His 162.0 career passing efficiency rating was third on the

- all-time NCAA list when he finished playing.
- As a senior in 1996, he led the nation in passing efficiency (173.6, the fourth-best mark in NCAA history at the time), leading the Cougars to the WAC championship and a win in the 1997 Cotton Bowl over Kansas State.
- He was the WAC Offensive Player of the Year in 1996, earned the Sammy Baugh Trophy as the nation's top collegiate passer and earned second-team All-America honors after guiding BYU to a 14-1 record, the most wins in a season in program history. The Cougars were the first Division I-A team to win 14 games in a single season.
- In BYU's record books, Sarkisian ranks in the Top-10 in 10 categories, including first in career completion percentage:

Game

- Touchdown Passes:
t-4th - 6 (vs. Texas A&M, 8/24/1996)

Season

- Completion Percentage:
4th - 68.8 (1996)
7th - 64.9 (1995)
- Touchdown Passes:
t-5th - 33 (1996)
- Passing yards:
6th - 4,027 (1996)
- Completions:
10th - 278 (1996)
- Total offense:
10th - 3,983 (1996)

Career


- Completion Percentage:
1st - 66.9 (1995-96)
- 400-yard passing games:
t-5th - 3 (1995-96)
- Touchdown Passes:
t-10th - 53 (1995-96)
- Passing yards:
10th - 7,464 (1995-96)
- Additionally, his career passing efficiency of 162.0 is third in program history and ranks 26th all-time among FBS quarterbacks.

BYU COUGARS SCOUTING REPORT

- Kalani Sitake is in his eighth season leading the BYU Cougars.
- A former Cougar running back (1994, 1997-2000), Sitake took over as head coach after serving as an assistant for 15 years at Oregon State, Utah, Southern Utah and Eastern Arizona and a BYU graduate assistant in 2002.
- BYU has played in bowl games in each of the last five seasons with victories in three, including a 24-23 win over SMU in last year's New Mexico Bowl.
- The Cougars rank sixth in the Big 12 in scoring defense (24.3 ppg) and 11th in total defense (396.7 ypg), while ranking 11th scoring in scoring offense (27.6 ppg) and 14th in total offense (301.9 ypg).
- The BYU offense is led by quarterback Kedon Slovis, who is fourth in the Big 12 Conference

GAME NOTES

THE LAST TIME...

	SEPT. 6, 2014
	Austin, Texas DKR-Texas Memorial Stadium Attendance: 93,463 TV: FS1
BYU NR/NR	41
TEXAS NR/25	7

Score by Quarters	1	2	3	4	OT	Score
BYU	3	3	28	7	-	41
Texas	0	0	7	0	-	7

Scoring Summary

Qtr	Time	Team	Summary
1st	03:30	BYU	T. Samson 21 yd field goal 8-71 2:54, BYU 3 - UT 0
2nd	06:34	BYU	T. Samson 29 yd field goal 6-12 2:16, BYU 6 - UT 0
3rd	12:06	BYU	T. Hill 30 yd run (T. Samson kick) 9-75 2:54, BYU 13 - UT 0
	09:22	BYU	A. Hine 16 yd run (T. Samson kick) 5-55 1:09, BYU 20 - UT 0
	05:51	BYU	T. Hill 2 yd run (T. Samson kick) 7-29 2:31, BYU 27 - UT 0
	04:33	BYU	T. Hill 1 yd run (T. Samson kick) 4-24 1:08, BYU 34 - UT 0
	00:29	UT	J. Harris 13 yd pass from T. Swoopes (N. Rose kick) 13-75 4:04, BYU 34 - UT 7
4th	08:05	BYU	A. Hine 8 yd run (T. Samson kick) 9-45 3:35, BYU 41 - UT 7

	BYU	UT
FIRST DOWNS	28	15
RUSHES-YARDS (NET)	60-248	35-82
PASSING YDS (NET)	181	244
Passes Comp-Att-Int	18-28-1	20-31-1
TOTAL OFFENSE PLAYS-YARDS	88-429	66-258
Fumble Returns-Yards	0-0	1-4
Punt Returns-Yards	4-24	1-6
Kickoff Returns-Yards	1-19	7-142
Interception Returns-Yards	1-30	1-4
Punts (Number-Avg)	4-47.2	8-42.6
Fumbles-Lost	2-1	3-3
Penalties-Yards	6-40	6-64
Possession Time	34:13	25:47
Third-Down Conversions	6 of 15	3 of 15
Fourth-Down Conversions	1 of 2	1 of 2
Red-Zone Scores-Chances	6-6	1-2
Sacks By: Number-Yards	1-18	6-35

RUSHING: BYU-Hill, Taysom 24-99; Williams, Jamaal 19-89; Hine, Adam 4-29; Brown, Algernon 6-29; Carter, Nate 3-4; Lasike, Paul 1-2; TEAM 3-(-4). Texas-Gray, Johnathan 14-47; Brown, Malcolm 14-28; Swoopes, Tyrone 7-7.

PASSING: BYU-Hill, Taysom 18-28-1-181. Texas-Swoopes, Tyrone 20-31-1-176.

RECEIVING: BYU-Leslie, Jordan 7-85; Brown, Algernon 4-40; Mathews, Mitch 4-24; Houk, Ternn 1-14; Williams, Jamaal 1-12; Mahina, Devin 1-6. Texas-Harris, John 8-77; Shipley, Jaxon 5-36; Johnson, Marcus 2-20; Swaim, Geoff 2-14; Joe, Lorenzo 1-22; Gray, Johnathan 1-5; Brown, Malcolm 1-2.

INTERCEPTIONS: BYU-Alisa, Mike 1-30. Texas-Diggs, Quandre 1-0.

FUMBLES: BYU-Hill, Taysom 1-1; Williams, Jamaal 1-0. Texas-Johnson, Marcus 1-1; Harris, John 1-1; Gray, Johnathan 1-1.

in passing yards (1,513) and tied for fifth in passing touchdowns (12). Wide receiver Chase Roberts ranks 10th in the conference in receptions (29) and receiving yards (43), while running back LJ Martin is 12th in rushing yards 438.

Defensively, defensive back Jakob Robinson is second in the conference with four interceptions and DB Eddie Heckard is tied for third with three. Linebacker Max Tooley leads the team with 50 tackles, and defensive end Tyler Batty tops the Cougars with five tackles for loss and 3.5 sacks.

A TEXAS WIN WOULD ...

- Be Texas' 943rd victory all-time, the fifth-winningest program in college football history.
- Give Steve Sarkisian his 66th victory as a head coach and 20th at Texas in his 114th career game as a head coach.
- Mark the first 7-1 start for a Steve Sarkisian led team.
- Give Texas a 4-1 start to conference play for the first time since 2018.

THIRD SEASON OF SARKISIAN ERA

- Texas Football Head Coach Steve Sarkisian is in his third season at the helm of the Longhorns and his 10th season as a head coach overall.
- Last season, the Texas offense ranked 24th in the nation and third in the Big 12 Conference with 34.5 points per game, the fourth-straight top-25 scoring output for a Sarkisian-led offense.
- The offensive showing also marked the eighth top-25 scoring offense in Sarkisian's career.
- Marked the seventh time a Sarkisian offense averaged at least 34 points per game.
- Bijan Robinson rushed for 1,580 yards in 2022, marking the 11th consecutive year a Sarkisian offense (as head coach or offensive coordinator) has had a 1,000-yard rusher.

100TH SEASON OF TEXAS FOOTBALL AT DARRELL K ROYAL-TEXAS MEMORIAL STADIUM

- 2023 marks the 100th season in which Darrell K Royal-Texas Memorial Stadium at Campbell-Williams will serve as the home for Texas Football.
- The first game at Texas Memorial Stadium took place on Nov. 8, 1924, as the Longhorns welcomed 13,500 fans for a Southwest Conference matchup against Baylor.
- The stadium was dedicated on Thanksgiving Day 1924, after the UT student body decided to name the stadium in honor of the 198,520 Texans who fought in World War I and the 5,280 who lost their lives doing so.
- In 1977, the stadium was rededicated to veterans of all wars.
- The stadium was renamed in honor of College Football Hall of Fame Darrell K Royal in 1996.
- In 2020, the field, previously named for Joe Jamail, was renamed in honor of Heisman

Trophy winners Earl Campbell and Ricky Williams.

• The Longhorns have an all-time record at Darrell K Royal-Texas Memorial Stadium of 396-122-10 (.759).

GARY CLARK JR. TO HEADLINE THIS WEEKEND'S LONGHORN CITY LIMITS

- Four-time GRAMMY Award winner Gary Clark Jr., one of the most influential Austin artists of all time, will perform at Longhorn City Limits presented by Still Austin Whiskey Co. during pregame festivities outside the stadium on Saturday.
- The LBJ Lawn will open at 11 a.m. with a live performance from 2023 ACL Fest-veteran and Austin-native Calder Allen followed by Gary Clark Jr.'s set at 12:30 p.m.

GAMEDAY FESTIVITIES KICK OFF AT 10 A.M.

- Pregame festivities will start up at 10 a.m. with the best pregame experience in the nation, including Bevo Blvd presented by H-E-B, Smokey's Midway, and Hook 'Em Hangout.
- Bevo XV is ready to greet fans at the Bevo Parade presented by Texas Farm Bureau Insurance (11:30 a.m.) followed by welcoming Coach Sark and the team at the Stadium Stampede at 12:15 p.m.
- It's officially basketball season and the Men's Basketball team will be hitting Bevo Blvd for autographs this week at 1:15 p.m. (across from Gate 5 on Bevo Blvd).
- The calendar has officially turned to fall. New craft beers will be available at Big Beertha this week in Hook 'Em Hangout along with 10 of Austin's finest food trucks.

700TH HOME GAME

- Texas will be hosting the 700th home game in program history and 529th at Darrell K Royal-Texas Memorial Stadium.
- The Longhorns began hosting football games at Darrell K Royal-Texas Memorial Stadium since 1924. Prior to that, Longhorn home games were played at Clark Field, originally known as Varsity Athletic Field, from 1896-1924. UT hosted 12 games at various locations from 1893-95.
- UT has an all-time home record of 542-144-13 (.785).

HOME SWEET HOME

- The Longhorns played in a packed house at DKR-Texas Memorial Stadium in the victory over Kansas, drawing 102,986 fans for the victory over the Jayhawks, the fourth-largest crowd in stadium history.
- Two weeks prior, Texas drew 101,777 fans for the game against Wyoming.
- UT has drawn over 100,000 fans to DKR-Texas Memorial Stadium in seven of the nine last home games.
- In the 10 home games since the start of the

GAME NOTES

2022 season, the Longhorns have hosted five of the nine largest home crowds in program history.

- The Horns have had 36 home games of 100,000-plus fans.

DRAWING A CROWD

- Texas has played in front of capacity crowds in each of the last six games.
- At Alabama, 100,077 fans filled Bryant-Denny Stadium in Tuscaloosa.
- The following week, 101,777 Longhorns fans packed Darrell K Royal-Texas Memorial Stadium.
- In the Big 12 opener in Waco, Baylor announced a capacity crowd of 49,165, the eighth-largest attendance figure in McClane Stadium history.
- The Longhorns drew 102,986 fans for the Big 12 home opener against Kansas, the fourth-largest crowd in Darrell K Royal-Texas Memorial Stadium history.
- The 2023 Red River Rivalry against Oklahoma had a capacity crowd of 92,100 fans in side the Cotton Bowl in Dallas.
- In Texas' first game at Houston since 2001, the Longhorns and Cougars drew 42,812 fans to TDECU Stadium.

OFFENSIVE EXPLOSION

- Texas exploded for 661 yards of offense against Kansas in the Big 12 Conference home opener.
- The 661 yards were the sixth-most in program history and the most since totaling 689 yards against UTEP in 2020.
- UT's 661 yards were the most in a Big 12 game in program history, topping the previous mark of 658 in 2016 against Texas Tech.
- Texas rushed for 336 yards and threw for 325 yards in the victory over Kansas. It marked the seventh time in program history the Longhorns rushed and passed for over 300 yards in the same game and the first time since 2021 against Texas Tech.
- The Longhorns tallied at least 500 yards of offense in three-straight games at Baylor (503), against Kansas (661) and vs. Oklahoma (527), equaling the longest stretch in UT history.
- It marked the sixth time in program history and first time since 2016 that the Longhorns tallied 500-plus yards in three consecutive games with the prior instances occurring in:
 - 1968: 538, at Rice, 547, SMU; 657, at Baylor
 - 1969: 676, at SMU; 555, Baylor; 651, TCU
 - 2005: 606, at Oklahoma State; 645, at Baylor; 617, Kansas
 - 2007: 545, Nebraska; 589, at Oklahoma State; 551, TCU
 - 2016: 548, Baylor; 658, at Texas Tech; 536, West Virginia

AIR AND GROUND ASSAULT

- Texas' offensive effort against Kansas was

highlighted by the second-ever game with a 300-yard passer, 200-yard rusher and 100-yard receiver in program history.

- In the victory over Kansas, Quinn Ewers passed threw for 325 yards, Jonathon Brooks rushed for 217 yards and Adonai Mitchell tallied 141 receiving yards.
- The only other 300-200-100 game in Texas history came in 1999 when Major Applewhite threw for 328, Hodges Mitchell rushed for 204 and Montrell Flowers recorded 111 yards receiving in a 38-28 win over Oklahoma.
- In addition to the efforts of Ewers, Brooks and Mitchell, Xavier Worthy posted 93 receiving yards and CJ Baxter collected 67 rushing yards.
- The following week against Oklahoma in Dallas, the Longhorns notched the program's second-ever game with a 300-yard passer, 100-yard rusher and two 100-yard receivers and first in the Red River Rivalry.
- Ewers threw for 346 yards and Brooks rushed for 129 yards, while Jordan Whittington tallied a career-high 115 receiving yards and Worthy added 108 yards.
- The previous 300-100-100x2 game occurred against Ole Miss in 2012: David Ash - 326 pass; Malcolm Brown - 128 rush; Mike Davis - 124 rec; Marquise Goodwin - 102 rec.
- The Kansas and Oklahoma games also featured a 10-catch receiver for Texas in each contest - Adonai Mitchell against Kansas and Jordan Whittington versus Oklahoma.
- It marked the second time in program history and first time since 2009 - Jordan Shipley, UTEP (10) and Colorado (11) - that Texas had back-to-back games with a receiver collecting 10+ receptions.

RED RIVER SPECIAL TEAMS MAGIC

- Texas converted a fake punt on a 25-yard rush by WR Jordan Whittington in the first quarter against Oklahoma.
- Kitan Crawford blocked an Oklahoma punt in the end zone that was recovered by Malik Muhammad for Texas' first TD of the game.
- The blocked punt resulted in the second non-offensive TD of the season (Jerrin Thompson INT vs Wyoming).

COMPLIMENTARY FOOTBALL

- Texas ranks eighth in ESPN's College Efficiencies rankings with an overall rating of 85.4. The Longhorns rank 16th in offensive efficiency (77.7) and ninth in defensive efficiency (83.6) and are one of only five teams nationally (Florida State, Michigan, Oklahoma, Ohio State) that rank among the top-16 in both offensive and defensive efficiency.
- Texas ranks 12th among Power 5 programs in total offense (468.4) and 25th in total defense (333.1), one of eight programs to rank among the top-25 in both categories. The others are Arizona, Georgia, Louisville, Miami, Oregon, Tennessee and UCLA.

BY THE NUMBERS

2.5 Senior linebacker Jaylan Ford recorded a career-high 2.5 tackles for loss in the victory at Houston.

12.7 Junior WR/PR Xavier Worthy is averaging 12.7 yards per punt return, the second-best mark in the Big 12 Conference.

14 Sophomore quarterback Quinn Ewers had a string of 14 consecutive completions in the victory at Houston, the eighth-best mark in UT history and his second game in a row with at least 14-straight completions.

45.24 Led by senior punter Ryan Sanborn, Texas leads the Big 12 Conference and ranks third in the nation with a net punting average of 45.24.

68.4 Texas ranks first in the Big 12 Conference and 10th nationally in red zone defense, allowing a scoring rate of 68.4 percent.

86 Junior kicker Bert Auburn has been successful on 86 consecutive point after tries, the second-longest streak in Texas history (Dusty Mangum, 121).

142.43 Sophomore running back Jonathon Brooks leads the Big 12 Conference and ranks sixth in the nation averaging 142.43 all-purpose yards per game.

700 Texas will be hosting the 700th home game in program history when the team welcomes BYU to Darrell K Royal-Texas Memorial Stadium on Saturday.

825 Jonathon Brooks ranks seventh in the nation with 825 rushing yards.

GAME NOTES

LONGHORN 2023 HONOR ROLL

BERT AUBURN (JUNIOR, K)

- » Lou Groza Award preseason watch list
- » Preseason All-Big 12 First Team (Pro Football Focus)
- » Preseason All-Big 12 Second Team (Athlon Sports)
- » Preseason All-Big 12 Second Team (Phil Steele)

KELVIN BANKS JR. (SOPHOMORE, OL)

- » Joe Moore Award Midseason Honor Roll
- » Lombardi Award midseason watch list
- » Lombardi Award preseason watch list
- » Lonestar Player of the Year preseason watch list
- » Outland Trophy preseason watch list
- » Preseason All-America Second Team (Athlon Sports)
- » Preseason All-America Second Team (Associated Press)
- » Preseason All-America Second Team (CBS Sports)
- » Preseason All-America Third Team (Phil Steele)
- » Preseason All-Big 12
- » Preseason All-Big 12 First Team (Athlon Sports)
- » Preseason All-Big 12 First Team (Phil Steele)
- » Preseason All-Big 12 Second Team (Pro Football Focus)
- » Preseason All-Texas First Team (Dave Campbell's Texas Football)
- » Preseason All-Texas Best Offensive Lineman (Dave Campbell's Texas Football)

JAHDAE BARRON (SENIOR, DB)

- » East-West Shrine Bowl Texas Star of the Week (Week 2 at Alabama)
- » Midseason All-Texas First Team (Dave Campbell's Texas Football)
- » Preseason All-Big 12 First Team (Pro Football Focus)
- » Preseason All-Big 12 Fourth Team (Phil Steele)
- » Preseason All-Texas Second Team (Dave Campbell's Texas Football)
- » Reese's Senior Bowl preseason watch list

CJ BAXTER (FRESHMAN, RB)

- » Shaun Alexander Freshman of the Year Award preseason watch list

JONATHAN BROOKS (SOPHOMORE, RB)

- » Big 12 Offensive Player of the Week (Week 5 vs. Kansas)
- » Doak Walker National Running Back of the Week Honorable Mention (Week 5 vs. Kansas)
- » Earl Campbell Tyler Rose Award Player of the Week (Week 5 vs. Kansas)
- » Doak Walker Running Back of the Week Honorable Mention (Week 3 vs. Wyoming)
- » Earl Campbell Tyler Rose Award Player of the Week Honorable Mention (Week 4 at Baylor)
- » Maxwell Award watch list
- » Midseason All-America Team (Associated Press)
- » Midseason All-America Team (CBS Sports)
- » Midseason All-America Team (ESPN)
- » Midseason All-America Team (USA Today)
- » Midseason All-America First Team (FOX Sports)
- » Midseason All-America First Team (Pro Football Focus)
- » Midseason All-America First Team (The Athletic)
- » Midseason All-Texas First Team (Dave Campbell's Texas Football)
- » Midseason All-Texas Offensive Player of the Year (Dave Campbell's Texas Football)
- » Preseason All-Big 12 Third Team (Athlon Sports)
- » Preseason All-Big 12 Third Team (Pro Football Focus)

DJ CAMPBELL (SOPHOMORE, OL)

- » Joe Moore Award Midseason Honor Roll

JALEN CATALON (SENIOR, DB)

- » Comeback Player of the Year Award watch list
- » Lonestar Player of the Year preseason watch list
- » Preseason All-America Fourth Team (Athlon Sports)
- » Preseason All-Big 12 First Team (Athlon Sports)
- » Preseason All-Big 12 Third Team (Phil Steele)
- » Preseason All-Big 12 Third Team (Pro Football Focus)
- » Reese's Senior Bowl preseason watch list

• The Longhorns are one of only nine FBS schools (and seven Power 5 programs) scoring at least 34 points (34.4) and allowing fewer than 18 points (17.4) per game. The list also includes Air Force, Georgia, Michigan, Notre Dame, Oklahoma, Oregon, Penn State and SMU.

BIG MAN TOUCHDOWNS

- Junior DL Byron Murphy II caught a 1-yard touchdown pass to cap the Longhorns' first touchdown drive against Wyoming, the first reception and touchdown of his career.
- Murphy became the fourth Longhorn lineman to score a touchdown on offense.

LONGHORN LINEMAN OFFENSIVE TOUCHDOWNS

Byron Murphy II, DT, vs. Wyoming, 2023

- 1-yard TD reception from Quinn Ewers

Sam Cosmi, OT at West Virginia, 2019

- 12-yard lateral from Sam Ehlinger
- First-ever Longhorn offensive lineman rushing touchdown

Luke Poehlmann, OT, at Baylor, 2011

- Tackle-Eligible
- 3-yard TD reception from Case McCoy
- First-ever Longhorn offensive lineman touchdown reception

Derek Lokey, DT,

vs. Arizona State (Holiday Bowl), 2007

- 2-yard TD reception from Colt McCoy
- First-ever Longhorn defensive lineman with an offensive touchdown

RED ZONE STOPS

• In the Big 12 opener at Baylor, the Bears made six trips into the red zone resulting in two field goals and one turnover on an interception, while twice turning the ball over on downs and a Texas stop at the UT 4-yard line to end the game.

DRIVING THE FIELD

- Texas has had a scoring drive of at least 82 yards in five of the last six games, including a pair of 90-plus yard drives.
- The steak kicked off at Alabama, when the Horns put together a 14-play, 82-yard drive that concluded with a Bert Auburn 29-yard field goal.
- Texas' first touchdown drive against Wyoming was a 17-play, 90-yard effort that took 8:03 to execute.
- On the drive, Texas rushed 11 times for 56 yards and converted two fourth downs before DL Byron Murphy II hauled in a 1-yard touchdown reception.
- Eight different players touched the ball during the drive
- It marked the Longhorns' first 90-yard scoring drive since last season's victory over Oklahoma.

• Texas did it again the following week at Baylor, driving 95 yards on just seven plays in 3:28, closing out the drive with a 21-yard reception by Xavier Worthy.

- UT's drive started after a Jaylan Ford interception in the end zone to stop a Bear scoring attempt.
- The Horns added an 88-yard touchdown drive against Kansas the next week and posted a 85-yard scoring drive against Oklahoma in week six.

RAMPING UP THE D

- After Wyoming's game-opening 75-yard touchdown drive, the Texas defense held the Cowboys to 88 yards on 27 plays (3.3 ypp) over the remainder of the first half.
- Senior DB Jahdae Barron was a critical cog for the Longhorn defense, registering three key third-down stops (one PBU, two tackles) during the stretch.
- Texas forced Wyoming into five-straight punts after their opening drive.

STOPPING THE TIDE

- Texas defeated No. 3/3 Alabama, 34-24, on the road in Week 2, improving UT's all-time record against the Crimson Tide to 8-2-1.
- The victory was the first-ever non-conference road win for Texas versus an AP Top 3 opponent.
- It marked the first victory on the road against any top-three team since then-No. 1-ranked Longhorns won "The Game of the Century" at conference foe and second-ranked Arkansas, 15-14, in 1969.
- The Longhorns victory snapped Alabama's 21-game home winning streak. The Tide had won 57 consecutive regular-season games versus non-conference opponents.
- Texas' win was the first double-digit home loss for Alabama head coach Nick Saban as a college football head coach since 2003.
- Longhorn QB Quinn Ewers threw for 349 yards and three touchdowns in the victory, the first non-SEC quarterback to eclipse 250 passing yards and two touchdowns since Saban took over the Crimson Tide program in 2007.
- Texas had five sacks in the game, the most surrendered by the Crimson Tide since 2021 (at Auburn) and the most at home since 2015 (Tennessee). The five sacks were the most for a non-conference foe at Bryant-Denny Stadium since 2012 (6, Western Kentucky).

TAIL OF THE TAPE

- The Longhorns averaged 7.9 yards on first down to Alabama's 4.6 yards.
- Texas totaled five sacks and nine tackles for loss against the Crimson Tide.

FOURTH QUARTER FOCUS

- Texas scored 21 points in the fourth quarter, matching the most ever scored in the final frame

GAME NOTES

against a Nick Saban-led Alabama team.

- After taking a 34-24 lead with 8:18 remaining, the Longhorns forced an Alabama 3-and-out then ran 12 plays over the final 7:14 of the game.
- Texas' victory ended a 73-game home win streak for Alabama when leading in the fourth quarter.

CONTROLLING THE FINAL FRAME

- Texas took control of the fourth quarter against Alabama and Wyoming during the second and third weeks of the season.
- During that span, Texas outscored Alabama and Wyoming 42-8 and outgained them 317 yards to 133, while converting 4-of-7 third-down opportunities to 1-of-5.
- On the year, Texas has outscored opponents 73-25 in the fourth quarter.

SCORING IN BUNCHES

- The Longhorns scored at least 21 points in a quarter in each of the first four games this season with two of those occurrences taking place in the fourth quarter.
- In the home opener against Rice, the Longhorns opened the second half with three consecutive touchdown drives.
- UT trailed Alabama 16-13 heading into the fourth quarter, but quickly scored a pair of touchdowns on back-to-back drives early in the frame to take 27-16 lead. Texas added a touchdown on their next drive to go up 34-24.
- In week three, Texas and Wyoming were all square, 10-10, heading into the fourth quarter. The Longhorns collected touchdowns on their firsts two drives then added a third on a Jerrin Thompson pick-six that closed out the scoring, 31-10.
- Against Baylor, the Longhorns scored three rushing touchdowns in the second quarter to build a 22-point halftime lead on the way to a 38-6 road win.
- UT has had one quarter in each game in which they have scored at least two touchdowns.
- The Longhorns have scored at least 30 points in all seven games this season and nine of the last 10 games overall.

TEXAS IN THE SPOTLIGHT

- The Texas-Alabama broadcast on September 9th was the most-viewed regular-season game for ESPN since 2015.
- The broadcast averaged 8.8 million viewers on ESPN and ESPN2, peaking at over 10.7 million viewers.
- UT-UA had the best Saturday viewership for an ESPN game since 2014.
- "Field Pass with The Pat McAfee Show" on ESPN2 had 799,000 viewers – the most-watched McAfee Alternate Telecast and most-viewed College Football Alternate Telecast since the 2018 CFP National Championship.
- Texas-Oklahoma had 8.1 million viewers on

ABC - the second-highest mark ever for the Red River Rivalry (2009).

- Viewership peaked at 11.1 million viewers, while "Field Pass with The Pat McAfee Show" on ESPN2 had 559,000 viewers.

DEFENSE TAKES CENTER STAGE

- Texas allowed only 176 yards of offense in the victory against Rice, the fewest yards allowed by a Longhorn defense since 2017 (171, San Jose State).
- Rice had just 114 yards during their first 10 drives, adding 62 yards on their final drive of the game.
- At Baylor, the Longhorns registered eight tackles for loss and five sacks, including a pair of sacks by Byron Murphy II.
- The UT defense did not yield a touchdown to the Bears, the first time Texas kept an opponent out of the end zone since shutting out Oklahoma last season 49-0.

RUNNING INTO A WALL

- Texas limited Rice to 27 rushing yards in the Horns season-opening 37-10 victory.
- UT did it, again, in the conference opener at Baylor, holding the Bears to a total of 60 yards on the ground.
- At Houston, the Cougars were only able to muster 14 yards rushing, the fewest surrendered by a Texas defense since 2018 (-5 vs. USC).
- It marked the sixth time in the last two seasons that Texas has limited its opponent to fewer than 100 rushing yards.

LESS THAN 100 RUSHING YARDS RUSHING

Year	Occurrences
2023	3 (27 Rice, 60 BU, 14 UH)
2022	3 (92 ULM, 61 WVU, 74 ISU)
2021	1 (76 UL)
2020	3 (43 UTEP, 43 WVU, 64 BU)
2019	5 (51 KSU, 71 TTU, 73 LT, 87 RICE, 96 WVU)
2018	4 (-5 USC, 62 ISU, 72 UGA, 88 BU)
2017	7 (10 ISU, 31 BU, 42 SJSU, 56 WVU, 62 TTU, 71 USC, 96 KU)
2016	1 (98 ISU)
2015	None
2014	2
2013	2
2012	1
2011	6
2010	4
2009	10

LONGHORN 2023 HONOR ROLL (CON'T)

ALFRED COLLINS (SENIOR, DL)

- » Reese's Senior Bowl preseason watch list

HAYDEN CONNER (JUNIOR, OL)

- » Joe Moore Award Midseason Honor Roll
- » Preseason All-Big 12 Third Team (Phil Steele)

JOHTAY COOK II (FRESHMAN, WR)

- » Shaun Alexander Freshman of the Year Award preseason watch list

KITAN CRAWFORD (SENIOR, DB)

- » Reese's Senior Bowl preseason watch list

QUINN EWERS (SOPHOMORE, QB)

- » Big 12 Offensive Player of the Week (Week 2 at Alabama)
- » Davey O'Brien Award preseason watch list
- » Davey O'Brien Award's Great 8 List (Week 2 at Alabama)
- » Davey O'Brien National Quarterback of the Week (Week 2 at Alabama)
- » Earl Campbell Tyler Rose Award Player of the Week (Week 2 at Alabama)
- » Earl Campbell Tyler Rose Award Player of the Week Honorable Mention (Week 5 vs. Kansas)
- » Earl Campbell Tyler Rose Award preseason watch list
- » Johnny Unitas Golden Arm Award preseason watch list
- » Johnny Unitas Golden Arm Award Top 25
- » Lonestar Player of the Year preseason watch list
- » Manning Award preseason watch list
- » Manning Award Star of the Week (Week 2 at Alabama)
- » Maxwell Player of the Week (Week 2 at Alabama)
- » Maxwell Award preseason watch list
- » Preseason All-Big 12 First Team (Pro Football Focus)
- » Preseason All-Big 12 Third Team (Athlon Sports)
- » Preseason All-Big 12 Third Team (Phil Steele)
- » Preseason All-Texas Second Team (Dave Campbell's Texas Football)
- » Walter Camp National Offensive Player of the Week (Week 2 at Alabama)
- » Walter Camp Player of the Year preseason watch list

JAYLAN FORD (SENIOR, LB)

- » Bednarik Award preseason watch list
- » Bronko Nagurski Trophy preseason watch list
- » Butkus Award preseason watch list
- » Lombaradi Award midseason watch list
- » Lombaradi Award preseason watch list
- » Lonestar Player of the Year preseason watch list
- » Lott IMPACT Trophy preseason watch list
- » Preseason All-America First Team (The Athletic)
- » Preseason All-America Second Team (Phil Steele)
- » Preseason All-America Second Team (Sporting News)
- » Preseason All-America Third Team (Athlon Sports)
- » Preseason All-Big 12
- » Preseason All-Big 12 First Team (Athlon Sports)
- » Preseason All-Big 12 First Team (Phil Steele)
- » Preseason All-Big 12 First Team (Pro Football Focus)
- » Preseason Big 12 Defensive Player of the Year
- » Preseason All-Texas First Team (Dave Campbell's Texas Football)
- » Preseason All-Texas Best Linebacker (Dave Campbell's Texas Football)
- » Reese's Senior Bowl National Defensive Player of the Week (Week 4 at Baylor)
- » Reese's Senior Bowl preseason watch list

ANTHONY HILL JR. (FRESHMAN, LB)

- » Midseason True Freshman All-American (247Sports)
- » Midseason True Freshman All-American (On3)
- » 247Sports True Freshman of the Week (Week 2 at Alabama)
- » Shaun Alexander Freshman of the Week (Week 2 at Alabama)
- » Shaun Alexander Freshman of the Year Award preseason watch list

COLE HUTSON (SOPHOMORE, OL)

- » Joe Moore Award Midseason Honor Roll

GAME NOTES

LONGHORN 2023 HONOR ROLL (CON'T)

CHRISTIAN JONES (SUPER SENIOR, OL)

- » Joe Moore Award Midseason Honor Roll
- » Lombardi Award midseason watch list
- » Midseason All-Texas First Team (Dave Campbell's Texas Football)
- » Preseason All-Big 12 Second Team (Athlon Sports)
- » Preseason All-Big 12 Third Team (Phil Steele)
- » Preseason All-Big 12 Third Team (Pro Football Focus)
- » Preseason All-Texas Second Team (Dave Campbell's Texas Football)
- » Reese's Senior Bowl preseason watch list
- » Wuerffel Trophy preseason watch list

JAKE MAJORS (JUNIOR, OL)

- » Joe Moore Award Midseason Honor Roll
- » Preseason All-Big 12 Third Team (Athlon Sports)
- » Rimington Trophy preseason watch list

ADONAI MITCHELL (JUNIOR, WR)

- » Big 12 Newcomer of the Week (Week 2 at Alabama)
- » Big 12 Newcomer of the Week (Week 5 vs. Kansas)
- » Earl Campbell Tyler Rose Award Player of the Week Honorable Mention (Week 2 at Alabama)
- » Earl Campbell Tyler Rose Award Player of the Week Honorable Mention (Week 5 vs. Kansas)
- » Preseason All-Big 12 First Team (Pro Football Focus)

MALIK MUHAMMAD (FRESHMAN, DB)

- » Shaun Alexander Freshman of the Year Award preseason watch list

BYRON MURPHY II (JUNIOR, DL)

- » Lonestar Player of the Year preseason watch list
- » Midseason All-America Second Team (Associated Press)
- » Midseason All-America Third Team (Pro Football Focus)
- » Preseason All-America Fourth Team (Athlon Sports)
- » Preseason All-Big 12
- » Preseason All-Big 12 First Team (Athlon Sports)
- » Preseason All-Big 12 Second Team (Pro Football Focus)

ISAIAH NEYOR (SENIOR, WR)

- » Reese's Senior Bowl preseason watch list

CONNOR ROBERTSON (SOPHOMORE, OL)

- » Joe Moore Award Midseason Honor Roll

KEILAN ROBINSON (SENIOR, RB, KR/PR)

- » Preseason All-Big 12 First Team – KR (Athlon Sports)
- » Preseason All-Big 12 Second Team – KR (Phil Steele)
- » Reese's Senior Bowl preseason watch list

RYAN SANBORN (SENIOR, P)

- » Preseason All-Big 12 First Team (Pro Football Focus)
- » Preseason All-Big 12 Third Team (Athlon Sports)
- » Ray Guy Award preseason watch list
- » Ray's 8 list (Week 2 at Alabama)

JATAVION SANDERS (JUNIOR, TE)

- » John Mackey Award preseason watch list
- » John Mackey Tight End of the Week (Week 2 at Alabama)
- » Lombardi Award midseason watch list
- » Lombardi Award preseason watch list
- » Lonestar Player of the Year preseason watch list
- » Midseason All-Texas First Team (Dave Campbell's Texas Football)
- » Preseason All-America Second Team (CBS Sports)
- » Preseason All-America Second Team (Phil Steele)
- » Preseason All-America Second Team (The Athletic)
- » Preseason All-America Third Team (Athlon Sports)
- » Preseason All-Big 12
- » Preseason All-Big 12 First Team (Athlon Sports)
- » Preseason All-Big 12 First Team (Phil Steele)
- » Preseason All-Big 12 First Team (Pro Football Focus)
- » Preseason All-Texas First Team (Dave Campbell's Texas Football)

LONGHORN GRADUATES

- Seven members of The University of Texas Football team enter the 2023 season having completed their degree requirements and have earned their degrees prior to the season. The list includes: DL Trill Carter, DB Jalen Catalon, LB David Gbenda, OL Christian Jones, K Gabriel Lozano, P Ryan Sanborn and WR Jordan Whittington.
- Additionally, 10 Longhorns are set to earn their bachelors or master's degrees or graduates certificate in the fall. They are: TE Gus Asel, TE Patrick Bayouth, LB Jett Bush, OL Sawyer Goram-Welch, OL Jake Majors, DL Byron Murphy II, RB Keilan Robinson, DL T'Vondre Sweat, DB Jerrin Thompson and QB Charles Wright.

COACHING CONTINUITY

- Texas has had only three total coaching changes in three seasons under Steve Sarkisian. RB Coach Stan Drayton left after year one (2021) to be head coach at Temple and WR Coach Andre Coleman moved on as well that year; WR Coach Brennan Marion left after one season (2022) to become the offensive coordinator at UNLV this past year.
- In the decade prior to Sarkisian's arrival on the Forty Acres, Texas had three head coaches, seven offensive coordinators and six offensive line coaches.
- 2023 marks the third year with the same offensive play caller (Sarkisian)/OC (Kyle Flood) and OL coach in Sarkisian's tenure.
- Marks the first time since Greg Davis and Mac McWhorter's 10-year run together (2001-10) that Texas has had the same play caller/OC and OL coach for more than two years in a row.
- The defensive staff has remained intact for all three years of Steve Sarkisian's tenure.
 - Pete Kwiatkowski: Defensive Coordinator/ play caller/outside Linebackers
 - Jeff Choate: Co-Defensive Coordinator/ Inside Linebackers
 - Bo Davis: Defensive Line
 - Blake Gideon: Safeties
 - Terry Joseph: Cornerbacks

TRANSFERRING TO THE 40

- Five new faces arrived on the Forty Acres for the 2023 season via transfer from other colleges. That group includes:

Player.....	Previous School
DL Trill Carter.....	Minnesota
DB Jalen Catalon.....	Arkansas
DB Gavin Holmes.....	Wake Forest
WR Adonai Mitchell.....	Georgia
P Ryan Sanborn.....	Stanford

FRESH FACES

- Four players made their first career starts for Texas in the Longhorns' 37-10 season-opening victory over Rice. That group was made up of

running back CJ Baxter, wide receiver Adonai Mitchell, offensive lineman DJ Campbell and defensive back Jalen Catalon.

- CJ Baxter became the first Longhorn true freshman running back to start the season opener since Ricky Williams in 1995.
- In all, 23 players made their Longhorn debuts against Rice. Baxter, Catalon and Mitchell suited up in the Burnt Orange for the first time in their careers and were joined by EDGE Tausili Akana, DB BJ Allen Jr., DL Trill Carter, WR Johntay Cook II, OL Trevor Goosby, LB Anthony Hill Jr., DB Gavin Holmes, LB Liona Lefau, LB Tannahill Love, DB Jelani McDonald, DL Sydir Mitchell, WR DeAndre Moore Jr., DB Malik Muhammad, QB Maalik Murphy, WR Isaiah Neyor, WR Ryan Niblett, P Ryan Sanborn, DB Derek Williams Jr., RB Quintrevon Wisner and RB Ky Woods.
- Sophomore RB Jonathon Brooks and sophomore EDGE Ethan Burke made their first career starts in the victory over Wyoming.

DEFENSIVE SPARKS

- Sophomore EDGE Ethan Burke has become a force for the defense. Through the first seven games of the season, posting 22 tackles, 4.5 tackles for loss and is tied for the team lead three sacks.
- True freshman LB Anthony Hill Jr. came up huge against Alabama, collecting a pair of sacks including on Alabama's final offensive play that buried the Crimson Tide deep in their own territory. He is currently tied for the team lead with three sacks, a mark that is also tied for the 10th-most ever for a Longhorn freshman.
- Freshman DB Malik Muhammad quickly established himself in the Longhorn secondary, tallying five tackles (all solo) in the season-opener against Rice. He opened the scoring for Texas against Oklahoma when who scooped up a blocked punt in the end zone to tie the game at 7-7.
- Senior DB Jalen Catalon has provided leadership in the defensive backfield since arriving on the Forty Acres. Against Alabama, he collected a team-leading seven tackles (six solo) with one tackle for loss. On the year, he has 15 tackles (13 solo).

O-LINE CONSISTENCY

- Texas returns all five starters along the offensive line with Kelvin Banks, Jr., Hayden Conner, Jake Majors, Cole Hutson and Christian Jones back for the 2023 season.
- It marks the first time since at least 1993 that all five starters return and the 11th time in the last 30 seasons in which at least four starters from the offensive line return.
- Last season, the quintet combined for a total of 2,143 pass-blocking snaps and allowed only eight sacks.
- The group helped Texas average 34.5 points per game, the 17th-highest scoring average among Power 5 programs, and 429.5 yards

GAME NOTES

per game, the 23rd-best mark among Power 5 teams.

- Left tackle Banks, an Outland Trophy and Lombardi Award candidate, started all 13 games as a true freshman in 2022, allowing just one sack and one quarterback hit during the season.
- He faced four 2023 NFL first-round draft picks in No. 3 pick Will Anderson of Alabama, No. 7 pick Tyree Wilson of Texas Tech, No. 15 pick Will McDonald IV of Iowa State and No. 31 pick Felix Anudike-Uzomah of Kansas State.
- Banks did not allow a quarterback pressure over the final four games of the season and was not called for a penalty all year.

X-FACTOR

- Junior WR Xavier Worthy is one of the premier wide receivers in the Big 12 and the nation.
- On the year, he has totaled 40 receptions for 545 yards and four touchdowns. His ranks second in the conference in receptions, third in receiving yards, and is tied for fifth in touchdowns, while ranking second in receptions per game (5.7) and third receiving yards per game (77.9).
- Nine of his 40 receptions are for at least 20 yards, including a pair of 44-yard touchdown catches, a 42-yard touchdown reception and two 39-yard receptions.
- At Houston, he had six receptions for a team-leading 92 yards and a 42-yard touchdown.
- He has eight career touchdowns of 40-plus yards (three in 2023) and 11 career receptions of 40-or-more yards.
- It marked his third consecutive game with at least six receptions and fourth of the year.
- For his career, Worthy has hauled in 162 receptions for 2,286 yards and 25 touchdowns.
- The Fresno, Calif. native has caught a pass in all 32 games he has played, the fifth-longest streak in program history, and his 162 career receptions are the 10th-most for a Longhorn.
- His 2,286 receiving yards rank 10th all-time in program history, 103 behind B.J. Johnson (2000-03).
- He ranks third in UT history in touchdown receptions and is just one of four Longhorns to haul in at least 20 touchdown catches.
- He ranks fifth among active players at 71.4 receiving yards per game for his career (Jacob Cowing, Arizona - 77.8; Rome Odunze, Washington - 76.6; Malik Nabers, LSU - 73.2; Troy Horton, Colorado State - 71.6).
- Worthy's 11.5 career punt return average ranks seventh among active FBS players and sixth in program history.
- His 25 career receiving touchdowns are

third-most among active FBS players.

- Worthy leads all active Big 12 players in career touchdowns (25) and receiving yards (2,286), while his 162 career receptions are second (Phillip Brooks, Kansas State - 163).

MOST RECEIVING TOUCHDOWNS (TEXAS, ALL-TIME)

Player	TD Receptions	Years
1. Roy Williams	36	2000-03
2. Jordan Shipley	33	2006-09
3. Xavier Worthy	25	2021-pr.
4. Limas Sweed	20	2004-07
5. Quan Cosby	19	2005-08

MOST RECEPTIONS (TEXAS, ALL-TIME)

Player	Receptions	Years
1. Jordan Shipley	248	2006-09
2. Roy Williams	241	2000-03
3. Jaxon Shipley	218	2011-14
4. Quan Cosby	212	2005-08
5. Mike Davis	200	2010-13
6. Collin Johnson	188	2016-19
7. Mike Adams	177	1992-96
8. Devin Duvernay	176	2016-19
9. Kwame Cavil	174	1997-99
10. Xavier Worthy	162	2021-pr.

MOST RECEIVING YARDS (TEXAS, ALL-TIME)

Player	Yards	Years
1. Roy Williams	3,866	2000-03
2. Jordan Shipley	3,191	2006-09
3. Mike Adams	3,032	1992-96
4. Mike Davis	2,753	2010-13
5. Collin Johnson	2,624	2016-19
6. Quan Cosby	2,598	2005-08
7. Jaxon Shipley	2,510	2011-14
8. Devin Duvernay	2,468	2016-19
9. B.J. Johnson	2,389	2000-03
10. Xavier Worthy	2,286	2021-pr.

- Worthy was everywhere on the field against Oklahoma, registering season highs with eight receptions and 108 yards.
- It was the sixth time in his career that Worthy eclipsed the century mark, the 10th-most in program history.
- Against Kansas, Worthy had seven receptions for 93 yards and became the 11th Longhorn to reach 2,000 career receiving yards.
- At Baylor, he caught 3 passes for 31 yards and one touchdown while also returning three punts for 48 yards, including a career-long 40-yard return.
- He followed his 40-yard punt return with

LONGHORN 2023 HONOR ROLL (CON'T)

STEVE SARKISIAN (HEAD COACH)

- » Bryant Award Fan Vote Favorite of the Week (Week 2 at Alabama)
- » Bryant Award watch list
- » Dodd Trophy Coach of the Week (Week 2 at Alabama)
- » Dodd Trophy midseason watch list
- » Dodd Trophy preseason watch list

BARRYN SORRELL (JUNIOR, DL)

- » Preseason All-Big 12 Second Team (Athlon Sports)
- » Preseason All-Big 12 Second Team (Phil Steele)
- » Preseason All-Texas Second Team (Dave Campbell's Texas Football)

LANCE ST. LOUIS (SOPHOMORE, LS)

- » Preseason All-Big 12 Fourth Team (Phil Steele)

T'VONDRE SWEAT (SUPER SENIOR, DL)

- » Bednarik Award preseason watch list
- » Lombardi Award midseason watch list
- » Midseason All-America First Team (The Athletic)
- » Midseason All-America Second Team (Associated Press)
- » Midseason All-America Second Team (FOX Sports)
- » Midseason All-America Second Team (Pro Football Focus)
- » Midseason All-America Team Honorable Mention (ESPN)
- » Midseason All-Texas First Team (Dave Campbell's Texas Football)
- » Preseason All-Big 12 Second Team (Athlon Sports)
- » Preseason All-Big 12 Second Team (Phil Steele)
- » Preseason All-Big 12 Second Team (Pro Football Focus)
- » Reese's Senior Bowl Midseason All-America Team
- » Reese's Senior Bowl preseason watch list

JERRIN THOMPSON (SENIOR, DB)

- » Preseason All-Big 12 First Team (Pro Football Focus)
- » Preseason All-Big 12 Fourth Team (Athlon Sports)
- » Reese's Senior Bowl preseason watch list

RYAN WATTS (SENIOR, DB)

- » Preseason All-Big 12 Second Team (Pro Football Focus)
- » Preseason All-Big 12 Third Team (Phil Steele)
- » Preseason All-Big 12 Fourth Team (Athlon Sports)
- » Reese's Senior Bowl preseason watch list

JORDAN WHITTINGTON (SENIOR, WR)

- » Preseason All-Big 12 Second Team (Athlon Sports)
- » Preseason All-Big 12 Second Team (Pro Football Focus)
- » Preseason All-Big 12 Third Team (Phil Steele)
- » Reese's Senior Bowl preseason watch list

XAVIER WORTHY (JUNIOR, WR)

- » Biletnikoff Award preseason watch list
- » Earl Campbell Tyler Rose Award preseason watch list
- » Lonestar Player of the Year preseason watch list
- » Maxwell Award preseason watch list
- » Paul Hornung Award preseason watch list
- » Preseason All-America First Team (Phil Steele)
- » Preseason All-America Second Team (Associated Press)
- » Preseason All-America Second Team (Athlon Sports)
- » Preseason All-America Second Team (CBS Sports)
- » Preseason All-America Second Team (Walter Camp Football Foundation)
- » Preseason All-Big 12
- » Preseason All-Big 12 First Team (Athlon Sports)
- » Preseason All-Big 12 First Team (Phil Steele)
- » Preseason All-Big 12 First Team (Pro Football Focus)
- » Preseason All-Big 12 Third Team - PR (Athlon Sports)
- » Preseason All-Big 12 Third Team - PR (Phil Steele)
- » Preseason All-Big 12 Third Team - RS (Pro Football Focus)
- » Preseason All-Texas First Team (Dave Campbell's Texas Football)
- » Preseason All-Texas Best Wide Receiver (Dave Campbell's Texas Football)
- » Walter Camp Player of the Year preseason watch list

GAME NOTES

TEXAS' RECORD WHEN...

2023 Sarkisian Era

Overall	6-1	19-13
Big 12	3-1	12-10
Non-conference	3-0	7-3
Home	3-0	12-4
Away	3-0	6-6
Neutral	0-1	1-3
Current streak	W1	W1
Current home streak	W3	W4
Current road streak	W3	W5
Current neutral site streak	L1	L2
Day game	3-1	11-8
Night game	3-0	8-5
August	0-0	0-0
September	5-0	10-3
October	1-1	5-5
November	0-0	4-4
December	0-0	0-1
January	0-0	0-0
vs. Top 25 teams	2-1	4-8
vs. unranked teams	4-0	15-5
On natural grass	1-1	3-4
On artificial surface	5-0	16-9
Scoring first	4-0	12-4
Opponent scores first	2-1	7-9
Leading after 1st quarter	5-0	14-5
Trailing after 1st quarter	1-0	4-6
Tied after 1st quarter	0-1	1-2
Leading at halftime	6-0	16-6
Trailing at halftime	0-1	2-6
Tied at halftime	0-0	1-1
Leading after 3rd quarter	4-0	17-6
Trailing after 3rd quarter	1-1	1-7
Tied after 3rd quarter	1-0	1-0
Overtime	0-0	0-2
Scoring 0-19	0-0	0-3
Scoring 20-29	0-0	2-5
Scoring 30-39	5-1	10-3
Scoring 40+ points	1-0	7-2
Allowing 0-19	4-0	10-1
Allowing 20-29	2-0	7-2
Allowing 30-39	0-1	2-6
Allowing 40+ points	0-0	0-4
Game decided by 1-9	1-1	5-11
Game decided by 10-19	1-0	3-1
Game decided by 20-29	3-0	5-1
Game decided by 30-39	1-0	2-0
Game decided by 40+	0-0	4-0
With 100-yard rusher	3-1	15-6
Allow 100-yard rusher	1-1	3-9
With 300-yard passer	2-1	4-5
Allow 300-yard passer	1-0	4-2
Outgaining opponent	5-1	16-2
Outgained by opponent	1-0	3-11
No turnovers	3-0	8-2
One to three turnovers	3-1	11-10
Four or more turnovers	0-0	0-1
No takeaways	0-1	2-5
One to three takeaways	6-0	17-8
Four or more takeaways	0-0	0-0
Win turnover margin	3-0	10-3
Tie turnover margin	2-0	6-4
Lose turnover margin	1-1	3-6
Win time of possession	4-1	11-2
Lose time of possession	2-0	8-11

a career-long 35-yard pass completion to Ja'Tavion Sanders, the second pass and completion of his career.

- His fourth-quarter touchdown reception against Wyoming sparked the Longhorns' offense after catching the ball on the Texas 46-yard line, breaking a tackle at the 40, and racing down the right sideline to score the first of Texas' three unanswered touchdowns.
- The 44-yard touchdown reception was his sixth career TD catch of 40 or more yards.
- Against Alabama in Tuscaloosa, Worthy had five receptions for 75 yards, including a 44-yard touchdown reception early in the second quarter.
- The 44-yard score was the ninth career reception of at least 40 yards and the fifth touchdown of 40-plus yards.
- Last season, he led the Big 12 and ranked 19th in the nation with nine touchdown receptions, while tying for fourth in the Big 12 in receptions (60), ranked fifth receiving yards (760), and seventh in receiving yards per game (58.5) and receptions per game (4.6).
- Worthy also served as the Longhorns' primary punt returner, averaging 9.7 yards per return, the third-best return average in the Big 12.
- Against K-State last season, he caught four passes for 42 yards and two touchdowns against Kansas State.
- His scores brought his career receiving TD total to 21, third all-time in UT history while accomplishing the feat in just 21 games.
- The two-touchdown game was his third of the season and the sixth multi-touchdown game of his career.
- Marked the sixth consecutive game with a touchdown reception, tied for the third-longest streak in UT history.
- Tallied a touchdown reception in at least four consecutive games for the second time in his career.
- His second touchdown reception against Kansas State was the 100th overall reception of his career. The reception occurred in his 21st game played, the fastest any Longhorn has reached 100 career receptions, besting the previous record of 22 games by Longhorn great Roy Williams.
- Versus Oklahoma in the Red River Showdown, he tallied three receptions for 29 yards, including a 10-yard touchdown reception.
- Against West Virginia, he caught seven passes for 119 yards and two touchdowns of 15 and 44 yards.
- He also threw a 33-yard touchdown pass to Ja'Tavion Sanders on the first pass attempt of

his career.

- Worthy was the first Longhorn to pass and receive a touchdown in the same game since Lil'Jordan Humphrey against Oklahoma in 2018.
- He caught five passes for a game-high 97 yards against Alabama, including a diving 46-yard reception at the end of the first quarter.
- Worthy was a dynamic performer in 2021 during his first season on the Forty Acres, smashing decades-old Texas records and setting a new standard for Longhorn freshmen.
- He established Texas freshman single-season receiving records for receptions (62), yards (981) and touchdowns (12), while also holding the top single-game marks for receptions (14), yards (261) and touchdowns (3, twice).
- He was named the Big 12 Conference's Offensive Freshman of the Year and earned All-Big 12 First Team honors, the only freshman among the conference's first- and second-team selections.

QUINN IN COMMAND

- Sophomore Quinn Ewers has led Texas to 12 wins in 17 starts during his first two seasons on the Forty Acres.
- Ewers currently ranks in the top-25 nationally in completion percentage (10th, 70.9%), passing efficiency (15th, 163.7), passing yards (22nd, 1,915), and passing yards per game (24th, 273.6).
- Against Houston, he completed 23-of-29 passes for 211 yards and two touchdowns, marking his eighth consecutive game with a touchdown pass and the ninth multi-touchdown pass game of his career.
- He had a string of 14 consecutive completions against the Cougars, the eighth-longest streak in program history.
- Ewers surpassed 4,000 career passing yards during the matchup with Houston, the 11th Longhorn to accomplish the feat.
- In the Red River Rivalry against Oklahoma, Ewers threw for 346 yards and one touchdown on 31-of-37 passing.
- He connected on a string of 19 consecutive passes against OU, breaking Colt McCoy's record of 18 straight against Oklahoma State in 2008.
- His 31 completions equaled a career high and are tied for the 10th most in a game in UT history.
- The 300-yard passing game was the fifth of his career, the fifth-most in UT history, and third of the season, tied for sixth-most for a Longhorn.
- It marked his second consecutive 300-yard

GAME NOTES

passing game, the first Longhorn with back-to-back games of 300 passing yards since Sam Ehlinger in 2009 (vs. Kansas, at TCU).

- Ewers connected on 25-of-35 passes for 325 yards and one touchdown in the Horns' victory over Kansas, while also rushing seven times for 40 yards and two touchdowns, including a career-long 30-yard run.

- He also rushed for a touchdown in his third consecutive game, the first Texas QB to accomplish the feat since Sam Ehlinger in 2018 (Tulsa, USC, TCU).

- Tallied his third-straight game with a passing and rushing touchdown and the fourth of his career.

- Marked the sixth game in which he accounted for at least three touchdowns.

- Had his streak of consecutive passes without an interception ended at 245, the second-longest streak in program history (Sam Ehlinger, 308).

MOST CONSECUTIVE PASSES W/OUT AN INT (TEXAS, ALL-TIME)

Player	Passes	Year(s)
1. Sam Ehlinger	308	2018
2. Quinn Ewers	245	2022-23
3. Sam Ehlinger	162	2018-19
4. Major Applewhite	156	1999
5. Sam Ehlinger	139	2020

- In the Horns' win at Baylor, he completed 18-of-23 passes for 293 yards and one touchdown and added five carries for 16 yards and another score.

- Surpassed 3,000 career passing yards, the 16th Longhorn to accomplish the feat.

- He had a standout performance in week two at Alabama, earning Walter Camp National Offensive Player of the Week, Maxwell Player of the Week, Big 12 Offensive Player of the Week and Davey O'Brien Quarterback of the Week honors after completing 24-of-38 passes for 349 yards and three touchdowns to guide the then-11th-ranked Longhorns to a 34-24 victory over then-No. 3 Alabama in Tuscaloosa.

- In the fourth quarter against the Crimson Tide, Ewers connected on 6-of-7 passes for 135 yards and two touchdowns.

- He connected for three touchdown passes for the second consecutive game and fourth time in his career.

- Ewers opened the 2023 campaign completing 19-of-30 passes for 260 yards and three touchdowns, while also rushing for another score in the victory over Rice.

- The four touchdowns accounted for matched his career high, established last season against Oklahoma.

- Ewers had one of the top freshman campaigns for a Texas QB in program history, guiding the Longhorns to six wins in 10 starts.

- In his 10 games last season, Ewers completed 172-of-296 passes (58.1%) for 2,177 yards, 15 touchdowns and six interceptions in 2022.

- His 2,177 passing yards were the fifth-most all time for a Texas freshman and the 22nd-most in program history, while the 15 touchdown passes were the fourth-most in a season for a Longhorn freshman.

- He led Texas to six victories, tied for third-most by a freshman in program history.

- In the Alamo Bowl against Washington, he connected on 31-of-47 passes for 369 yards and one touchdown, establishing career highs for completions and passing yards.

- The 31 completions and 47 passing attempts were the third-most ever for a Texas quarterback in a bowl game and both marks equaled the 10th-most in any single game in program history.

- Additionally, his 369 passing yards were the third-most ever for a Longhorn in a bowl game and 16th-most in a single game in UT history.

- Ewers threw for 319 yards and two touchdowns on 19-of-49 passing at Oklahoma State, the first 300-yard passing game of his career.

- He had a standout performance against Oklahoma in the Red River Showdown, completing 21-of-31 passes for 289 yards and four touchdowns, establishing then-career bests in each category.

- The four touchdown passes are tied for third-most in the UT-OU game in series history and are the most-ever by a Texas freshman.

- Ewers' four passing scores are also tied for 10th-most in a game in program history and tied for third among Texas freshmen.

- His four touchdown passes were the most for a Texas freshman since Shane Buechele had four against UTEP in 2016.

- His efforts earned him Big 12 Conference Newcomer of the Week honors, the first weekly conference honor of his career.

- He started the first two games of the season for the Longhorns, completing 25-of-36 passes (69.4%), for 359 yards and two touchdowns in four total quarters of action.

- Against then-No. 1 Alabama, Ewers passed for 134 yards and connected on 9-of-12 passes before being sidelined with an injury at the end of the first quarter.

- He made his first career start and his Longhorn debut in the season opener against

NCAA / BIG 12 TEAM RANKINGS

CATEGORY	NCAA	BIG 12	VALUE
3rd Down Conversion Pct	78	11	0.389
3rd Down Conv. Pct Defense	8	2	0.287
4th Down Conversion Pct	23	5	0.684
4th Down Conv. Pct Defense	32	4	0.400
Blocked Kicks	30	1	1
Blocked Kicks Allowed	1	1	0
Blocked Punts	6	2	1
Blocked Punts Allowed	1	1	0
Completion Percentage	14	2	0.702
Defensive TDs	39	5	1
Fewest Penalties	27	6	36
Fewest Penalties Per Game	32	6	5.14
Fewest Penalty Yards	26	4	304
Fewest Penalty Yds Per Game	29	4	43.43
First Downs Defense	23	1	121
First Downs Offense	38	7	161
Fumbles Lost	65	9	4
Fumbles Recovered	77	4	3
Kickoff Return Defense	24	2	16.36
Kickoff Returns	82	12	19.00
Net Punting	3	1	45.24
Passes Had Intercepted	8	1	3
Passes Intercepted	39	4	7
Passing Offense	23	4	289.0
Passing Yards Allowed	75	7	234.9
Passing Yards per Comp.	47	6	12.80
Punt Return Defense	20	4	2.83
Punt Returns	30	3	11.92
Red Zone Defense	10	1	0.684
Red Zone Offense	58	7	0.857
Rushing Defense	16	1	98.3
Rushing Offense	36	6	17.4
Sacks Allowed	88	12	2.43
Scoring Defense	17	2	17.4
Scoring Offense	26	4	34.4
Tackles for Loss Allowed	60	9	5.43
Team Passing Efficiency	16	3	162.15
Team Passing Eff. Defense	32	5	120.71
Team Sacks	45	4	2.43
Team Tackles for Loss	51	7	6.1
Time of Possession	41	5	30.49
Total Defense	38	2	333.1
Total Offense	15	4	468.4
Turnover Margin	28	5	0.43
Turnovers Gained	62	5	10
Turnovers Lost	24	4	7
Winning Percentage	12	2	0.857

NCAA / BIG 12 INDIVIDUAL RANKINGS

NAME/CATEGORY	NCAA	BIG 12	VALUE
Bert Auburn			
Field Goals Per Game	10	3	1.86
Scoring	12	2	9.6
Total Points Scored	14	1	67
Jahdae Barron			
Fumbles Recovered	47	3	1
Jonathon Brooks			
All Purpose	6	1	142.43
Rush Yards Per Carry	13	3	6.45
Rushing TDs	35	2	6
Rushing Yards	7	3	825
Rushing Yards Per Game	4	1	117.9
Total Touchdowns	43	4	7
Vernon Broughton			
Fumbles Recovered	47	3	1
Jett Bush			
Fumbles Recovered	47	3	1
Quinn Ewers			
Completion Percentage	10	2	0.709
Completions per Game	26	4	21.57
Passing Efficiency	15	2	163.7
Passing Touchdowns	36	3	1
Passing Yards	24	3	191.2
Passing Yards per Game	24	3	273.6
Passing Yards per Completion	39	3	12.68
Points Responsible For	28	2	108
Points Responsible For/Game	26	4	15.4
Total Offense	33	4	281.1
Yards per Pass Attempt	18	2	8.99
Jaylan Ford			
Total Interceptions	51	9	2
Adonai Mitchell			
Receiving TDs	32	3	5
Malik Mihammad			
Punt Return TDs	2	1	1
Keilan Robinson			
Kickoffs Combined	48	6	235
Kickoff Returns	17	3	23.5
Ja'Tavion Sanders			
Yards per Reception	13	4	20.00
Jerrin Thompson			
Total Interceptions	51	9	2
Xavier Worthy			
Punt Returns	11	1	12.7
Receiving TDs	60	5	4
Receiving Yards	47	3	545
Receiving Yards Per Game	42	3	77.9
Receptions Per Game	32	2	5.7

Must be ranked in the NCAA Top 60 and Big 12 Top 10

GAME NOTES

2023 BIG 12 STANDINGS

Team	Big 12	Overall
Oklahoma.....	4-0	7-0
TEXAS.....	3-1	6-1
Oklahoma State.....	3-1	5-2
Kansas State.....	3-1	5-2
Iowa State.....	3-1	4-3
Kansas.....	2-2	5-2
BYU.....	2-2	5-2
West Virginia.....	2-2	4-3
Baylor.....	2-2	3-4
TCU.....	2-3	4-4
Texas Tech.....	2-3	3-5
Houston.....	1-3	3-4
UCF.....	0-4	3-4
Cincinnati.....	0-4	2-5

TEXAS' 2023 OPPONENTS

Team	Record
Rice.....	4-3
at Alabama.....	7-1
Wyoming.....	5-2
at Baylor*.....	3-4
Kansas*.....	5-2
vs. Oklahoma* (Dallas).....	7-0
at Houston*.....	3-4
BYU*.....	5-2
Kansas State*.....	5-2
at TCU*.....	4-4
at Iowa State*.....	4-3
Texas Tech*.....	3-5
TOTAL.....	55-32 (.632)

*Big 12 Opponent

ULM, guiding the Texas to a season-opening 52-10 victory.

- The transfer from Ohio State completed 16-of-24 passes for 225 yards and two touchdowns. After throwing an interception on his second career passing attempt, he bounced back to connect on eight-straight passes and nine of 10, guiding Texas to four touchdowns, a field goal and a field goal attempt on his next six drives.

- Ewers' 225 passing yards were the third-most since 1950 for a freshman starting in the season opener, trailing Shea Morenz's 347 (1993) and Shane Buechele's 280 (2016).

- He was the sixth Longhorn freshman to start the season opener and the fifth to lead Texas to victory.

JONATHON ON THE SPOT

- Sophomore RB Jonathon Brooks' performance out of the backfield has been critical to the Longhorns' success in the 2023 season.

- He ranks fourth in the nation this season in rushing yards per game (117.9 ypg) and sixth in all-purpose yards (142.43 ypg), leading the Big 12 Conference in both categories, and ranks seventh nationally in rushing yards (825). He is second in the conference in rushing touchdowns (6), third in the conference in rushing yards and yards per carry (6.45) and fourth in total touchdowns (7).

- Against Houston, he rushed for 99 yards on 20 carries and established career bests with eight receptions for 51 yards to total 150 all-purpose yards, his third consecutive game with 150+ all-purpose yards.

- Brooks went over the century mark for the fourth-straight game against Oklahoma with 129 rushing yards and a touchdown on 22 carries (5.9 ypc).

- His fourth quarter touchdown against the Sooners had tied the game at 27-27.

- Oklahoma had entered the game ranked 28th in rushing defense, allowing 105.2 yards per game.

- Brooks was dominant in the Texas victory over Kansas, posting his first career 200-yard rushing game, totaling 218 yards on 21 carries (10.4 ypc) with two touchdowns.

- His 218 yards were the fourth-most for a Longhorn versus an AP-ranked opponent.

- Brooks had a 54-yard touchdown run in the win over Kansas. Of his 13 career touchdowns (11 rushing, two receiving), five have been for 34 or more yards (three rushing, two receiving).

- Rushed for multiple touchdowns in his second consecutive game and third time in

his career.

- At Baylor, he carried the ball 18 times for 106 yards and two touchdowns and also had an 18-yard reception.

MOST RUSH YARDS VS. AP-RANKED OPP (TEXAS, ALL-TIME)

Year	Player	Yards	Opponent
1998....	R. Williams	259	#6 Texas A&M
2016....	D. Foreman	250	#8 Baylor
1977....	E. Campbell	222	#12 Texas A&M
2023....	J. Brooks	218	#24 Kansas
2022....	B. Robinson	209	#13 K-State

- He had a dominant day in the victory over Wyoming, establishing then-career bests with 21 carries for 164 yards (7.8 ypc) while adding the eighth rushing touchdown of his career.

- During Texas' two fourth-quarter scoring drives against the Cowboys, Brooks rushed for 107 yards on eight carries, including a 61-yard run.

- Against Alabama, he rushed a career-high 14 times for 57 yards and one touchdown.

- Brooks has scored a touchdown in three-straight games (2 rushing, 2 receiving) dating back to the Alamo Bowl against Washington when he had a rushing and receiving touchdown.

- He proved to be a dual threat in the win over Rice, rushing 12 times for 55 yards and catching a pair of passes for 42 yards, including a 37-yard touchdown reception, the longest reception of his career.

- For his career, the Hallettsville, Texas native is averaging 6.5 yards per carry, rushing 179 times for 1,165 yards with 12 touchdowns.

- In 2022, he established career highs with 30 carries for 197 yards and five touchdowns.

- He had career day against Kansas with 11 carries for 108 yards (9.8 ypc) and two touchdowns, including a career-long 70-yard score.

- He made his Longhorn debut in 2021 in Texas' 58-0 victory over Rice, totaling nine carries and 63 yards while also rushed for his first-career touchdown.

SANDERS IS A SENSATION

- Junior TE Ja'Tavion Sanders had a dominating performance at Baylor, catching five passes for 110 yards.

- He became the first Longhorn tight end in program history to have two 100-yard receiving games in his career.

- For his career, Sanders ranks sixth in all-time among Longhorn tight ends in receptions (70) and seventh in receiving yards (933) and touchdowns (6).

GAME NOTES

MOST RECEPTIONS (TEXAS TIGHT END, CAREER)

Player	Receptions	Years
1. David Thomas	98	2002-05
2. Pat Fitzgerald	80	1994-96
3. Jermichael Finley	76	2006-07
4. Bo Scaife	75	'99, '01, '03-04
5. Kerry Cash	71	1987-90
6. Ja'Tavion Sanders	70	2021-pr.

MOST RECEIVING YARDS (TEXAS TIGHT END, CAREER)

Player	Yards	Years
1. David Thomas	1,367	2002-05
2. Pat Fitzgerald	1,106	1994-96
3. Lawrence Sampleton	1,071	1978-81
4. Bo Scaife	997	'99, '01, '03-04
5. Kerry Cash	979	1987-90
6. Jermichael Finley	947	2006-07
7. Ja'Tavion Sanders	933	2021-pr.

MOST TOUCHDOWNS (TEXAS TIGHT END, CAREER)

Player	Touchdowns	Years
1. David Thomas	15	2002-05
2. Pat Fitzgerald	12	1994-96
3. Kerry Cash	10	1987-90
4. Cade Brewer	8	2017-21
Derek Lewis	8	1995-98
6. Lawrence Sampleton	7	1978-81
7. Ja'Tavion Sanders	6	2021-pr.

- The Denton, Texas native has 320 receiving yards this season with 182 yards (56.9%) coming after the catch.
- Has caught at least five passes in a game twice this season and 10 times over the last 20 games.
- Sanders registered his first career 100-receiving yard performance in the victory over Alabama, catching five passes for 114 yards, including a career-long 50-yard reception that set up the Longhorns go-ahead score early in the fourth quarter.
- Sanders' 100-yard receiving performance was the second for a Longhorn against the Crimson Tide, joining Jordan Shipley who had 122 yards on 10 receptions in the 2009 BCS Championship Game.
- His 50-yard reception was the 12th-longest for a Texas tight end in program history.
- He kicked off the 2023 season hauling in two passes for 44 yards against Rice, including a 44-yard touchdown reception in which he caught at the Rice 36-yard line and out-sprinted the Owl defenders to the end zone.
- The 44-yard reception was the longest of

his career and was the sixth touchdown of his career, the seventh-most for a Texas tight end.

- Sanders was tremendous during the 2022 campaign, earning All-Big 12 Honors from the league's coaches and the Associated Press.
- A John Mackey Award semifinalist last season, hauled in 54 receptions for 613 yards and five touchdowns.
- His 54 catches set a single-season record for a Texas tight end, while his 613 yards were the second-most in a season for a Longhorn at the position and his five TD's tied for third.
- He hauled in at least five passes in eight of 13 games in 2022.
- Caught a career-high seven passes for 61 yards against TCU.
- In the Red River Showdown against Oklahoma, Sanders caught five passes for 71 yards and two touchdowns.
- The two scores brought his season total to five this season, tied for third all-time among Texas tight ends.
- Against West Virginia, Sanders caught five passes for 78 yards and a career-best two touchdowns.
- His two scores went for 33 and 13 yards and marked the first time a Texas tight end had hauled in two touchdowns in a game since D.J. Grant in 2011.

MITCHELL MAKES AN IMPACT

- Junior wide receiver Adonai Mitchell has come up huge in his first seven games in the Burnt Orange, tallying 26 receptions for 368 yards and a team-leading five touchdown receptions.
- Mitchell had a breakout performance against Kansas, establishing career bests with 10 catches and 141 receiving yards while adding one touchdown reception.
- His 10-reception performance was the most for the Longhorns since Xavier Worthy had 14 against the Jayhawks in 2021.
- He had three receptions in each of the first four games of the season, averaging 45 yards per game to open the year.
- Against Alabama, he had three receptions for 78 yards and a pair of fourth quarter touchdowns. His first was a 7-yard touchdown that gave Texas the lead for good early in the fourth quarter, while his second, 39-yard score that sealed the win.
- It was the first career multi-touchdown game for Mitchell and the second game in which the Georgia transfer has scored against the Crimson Tide.

WINNINGEST PROGRAMS

BY VICTORIES

RK TEAM	W	L	T	PCT	YEARS
1. Michigan	997	353	36	0.732	144
2. Ohio State	960	331	53	0.734	134
Alabama	960	336	43	0.733	129
4. Notre Dame	944	336	42	0.730	133
5. TEXAS	942	391	33	0.702	131
6. Oklahoma	941	338	53	0.726	129
7. Penn State	926	407	41	0.689	137
8. Nebraska	916	420	40	0.680	134
9. Georgia	875	428	54	0.665	130
10. USC	872	365	54	0.696	130
Tennessee	872	412	53	0.672	127

BY WINNING PERCENTAGE

RK TEAM	W	L	T	PCT	YEARS
1. Ohio State	960	331	53	0.734	134
2. Alabama	960	336	43	0.733	129
3. Michigan	997	353	36	0.732	144
4. Notre Dame	944	336	42	0.730	133
5. Oklahoma	941	338	53	0.726	129
6. Boise State	484	185	2	0.723	28
7. TEXAS	942	391	33	0.702	131
8. USC	872	364	54	0.696	130
9. Penn State	926	407	41	0.689	137
10. Nebraska	916	420	40	0.680	133

MILESTONE VICTORIES

WIN	DATE	OPPONENT	SCORE
50	11/28/1901	Texas A&M	32-0
100	10/29/1910	Auburn	9-0
150	11/3/1918	Ream Flying Field	26-2
200	10/24/1925	Rice	27-6
250	10/28/1933	Rice	18-0
300	10/16/1943	Arkansas	34-0
350	11/24/1949	at Texas A&M	42-14
400	9/26/1958	at Tulane	21-20
450	11/28/1963	at Texas A&M	15-13
500	1/1/1970	vs. Notre Dame ^	21-17
550	10/25/1975	Rice	41-9
600	10/24/1981	at SMU	9-7
650	11/14/1987	TCU	24-21
700	10/21/1995	Virginia	17-16
750	10/20/2001	Colorado	41-7
800	1/4/2006	vs. USC !	41-38
850	11/20/2010	Florida Atlantic	51-17
900	9/15/2018	USC	37-14

^ Cotton Bowl

! Rose Bowl/BCS National Championship Game

GAME NOTES

IN THE RANKINGS

ASSOCIATED PRESS TOP 25 (Week 9)

Rk	Team (1st)	Record	Points
1	Georgia (38)	7-0	1536
2	Michigan (19)	8-0	1504
3	Ohio State (3)	7-0	1454
4	Florida State (3)	7-0	1408
5	Washington	7-0	1325
6	Oklahoma	7-0	1267
7	TEXAS	6-1	1150
8	Oregon	6-1	1133
9	Alabama	7-1	1071
10	Penn State	6-1	999
11	Oregon State	6-1	922
12	Ole Miss	6-1	889
13	Utah	6-1	868
14	Notre Dame	6-2	718
15	LSU	6-2	687
16	Missouri	7-1	594
17	North Carolina	6-1	506
18	Louisville	6-1	420
19	Air Force	7-0	395
20	Duke	5-2	371
21	Tennessee	5-2	306
22	Tulane	6-1	248
23	UCLA	5-2	243
24	USC	6-2	193
25	James Madison	7-0	167

Others Receiving Votes: Florida 34, Liberty 17, Kansas State 16, Miami 12, Fresno State 8, Oklahoma State 5, Toledo 3, Rutgers 2, Kentucky 2, UNLV 1, Wisconsin 1

COACHES POLL TOP 25 (Week 9)

Rk	Team (1st)	Record	Points
1	Georgia (58)	7-0	1586
2	Michigan (4)	8-0	1522
3	Ohio State (2)	7-0	1459
4	Florida State	7-0	1426
5	Washington	7-0	1333
6	Oklahoma	7-0	1283
7	TEXAS	6-1	1150
9	Alabama	7-1	1141
8	Oregon	6-1	1089
10	Penn State	6-1	1056
12	Ole Miss	6-1	931
11	Oregon State	6-1	892
13	Utah	6-1	866
14	Notre Dame	6-2	688
15	LSU	6-2	677
16	Missouri	7-1	604
17	North Carolina	6-1	574
18	Louisville	6-1	451
19	Air Force	7-0	374
21	Tennessee	5-2	356
20	Duke	5-2	350
24	USC	6-2	269
22	Tulane	6-1	202
23	UCLA	5-2	195
25	James Madison	7-0	101

Others Receiving Votes: Florida 52, Miami 27, Kansas State 25, Iowa 24, Fresno State 23, Oklahoma State 13, Kentucky 10, Wyoming 9, SMU 8, Liberty 8, Arizona 7, UNLV 6, Kansas 4, Maryland 4, Toledo 2, Wisconsin 2, Clemson 1

2023 WEEK-BY-WEEK RANKINGS

WEEK	AP	COACHES	CFP
Preseason	11	12	N/A
Week 2	11	10	N/A
Week 3	4	6	N/A
Week 4	3	6	N/A
Week 5	3	5	N/A
Week 6	3	4	N/A
Week 7	9	11	N/A
Week 8	8	8	N/A
Week 9	7	7	N/A
Week 10	-	-	-
Week 11	-	-	-
Week 12	-	-	-
Week 13	-	-	-
Week 14	-	-	-
Week 15	-	-	-
Final	-	-	-

- He quickly made his presence felt in his first action as a Longhorn in the victory over Rice, catching three passes for 26 yards, including a 9-yard touchdown catch.
- Mitchell's scores against Alabama marked the fourth consecutive game in which he had hauled in a touchdown reception, including a 9-yard touchdown in the season-opener against Rice, a 10-yard TD against Ohio State in the CFP Semifinals and a 22-yard score against TCU in the CFP National Championship.

A FREQUENT FACE IN THE AP POLL

- Texas has made 766 all-time appearances in the Associated Press Top 25, which debuted in 1936. Oklahoma and West Virginia are the league's only other current members to feature in the AP Top 25 on more than 300 occasions.
- The Longhorns' AP Top 25 history includes 56 preseason poll appearances (34 top-10), 45 total weeks at No. 1 and 50 appearances in the final poll (27 top-10).
- Texas has been ranked in 56 of the last 87 AP Polls, dating back to week five of the 2018 season. That stretch includes a streak of 21-straight appearances in the AP Top 25.
- A 162-week run that covered 11 years (2000-10) ranks as UT's longest consecutive streak of being ranked in the AP Top 25 in program history.

MOST AP POLL TOP 25 APPEARANCES (BIG 12 PROGRAMS, ALL-TIME)

Rank	Current Rank	App.
1. Oklahoma	No. 6	891
2. Texas	No. 9	766
3. West Virginia	NR	304
4. Oklahoma State	RV	281
5. BYU	NR	279
6. TCU	NR	255
7. Kansas State	RV	233
8. Baylor	NR	225
9. Houston	NR	203
10. Texas Tech	NR	141
11. Kansas	NR	113
12. Cincinnati	NR	97
13. Iowa State	NR	70
14. UCF	NR	54

TEXAS VS. RANKED OPPONENTS (ALL TIME)

Overall record	137-164-8 (.456)
Home	51-49-4 (.510)
Away	36-50-0 (.419)
Neutral (including bowls)	50-65-4 (.437)

WHITTINGTON PUTS IN THE WORK

- Senior WR Jordan Whittington had a career day against Oklahoma in the Red River Rivalry, equaling his career high with 10

receptions and setting a new career best with 115 receiving yards.

- The Cuaro, Texas native caught three passes for 44 yards, including a 33-yarder, in the victory over Alabama, after hauling in four passes for 47 yards in the season-opener against Rice.

- Whittington has had three or more receptions in five of the last nine games and has caught a pass in each of his last 19 games.

- Whittington returned for his senior campaign after a career year for the wideout in 2022.

- Last season, he was among the most reliable pass-catchers in the nation, hauling in 50 passes for 652 yards and one touchdown.

- Whittington had seven games of at least four receptions with at least one reception in all 13 games.

- Of his 50 receptions in 2022, 12 were for at least 20 yards and 30 (60%) were for 10+ yards.

- He had 10 receptions on third-down snaps with nine resulting in a first down.

- Caught six passes for 56 yards at Kansas and six passes for 78 yards against TCU.

- He hauled in his first touchdown of the season against Iowa State, totaling two receptions for 27 yards in all.

- Against Oklahoma, Whittington had a huge game with five receptions for 97 yards, including a pair of 22-yard catches and a 32-yard reception.

- The junior was Texas' top target in the matchup with No. 1 Alabama, hauling in seven passes for 64 yards, including a first-quarter, third-down 17-yard reception that kept the Longhorns' second scoring drive alive.

- He opened last season strong in the Longhorns' victory against Louisiana, hauling in seven receptions for a career-high 113 yards and one touchdown. Of those 113 yards, 54 of them came after the catch.

- In 2021, Whittington set then-career highs with 26 receptions, 377 yards and three touchdowns.

- Whittington entered the 2021 season with career marks of 23 receptions for 223 receiving yards, including a career-best 10 catches and 65 yards against Oklahoma in 2020.

FORD FOUNDATION

- Senior LB Jaylan Ford emerged as one of the top defenders in the nation in 2022, earning All-American honors from the Associated Press and first-team All-Big 12 accolades from the league's coaches and the AP.

GAME NOTES

- In the victory over Houston, Ford tallied six tackles (four solo), a career-high 2.5 tackles for loss, one sack and a forced fumble that led to a Texas field goal.
- It marked his fifth-straight game with at least six tackles and sixth consecutive game with one or more tackles for loss.
- Ford equaled his season high with eight tackles (three solo) and one tackle for loss - his team-leading eighth of the season - against Oklahoma in the Red River Rivalry.
- In the Big 12 home opener against Kansas, he tallied a team-high seven tackles (five solo), one tackle for loss and one quarterback hurry.
- Ford collected a team-high eight tackles (four solo), one tackle for loss and one interception against Baylor.
- The interception against the Bears was the sixth of his career, fourth-most among Texas linebackers in program history.

MOST INTERCEPTIONS (TEXAS LINEBACKER, CAREER)

Player	Interceptions	Years
1. Derrick Johnson	9	2001-04
2. Fred Edwards	8	1964-66
3. Tommy Nobis	7	1963-65
4. Jaylan Ford	6	2020-pr.
5. Kyle Richardson	5	1994-97
Glen Gaspard	5	1971-73

- All six of his interceptions have led to Texas scoring drives (five touchdowns, one field goal).
- He has become a takeaway machine for the Longhorns, collecting eight over the last 14 games, including all six of his interceptions, while also forcing a fumble in the win over Houston that was recovered by the Longhorns.
- The Frisco, Texas native tallied seven tackles (four solo), including one tackle for loss, in the Horns win against Wyoming, bringing his total tackles to over 200 for his career.
- Against Alabama, Ford tallied five tackles (two solo) with one tackle for loss in the victory.
- He opened the 2023 season right where he left off last season, registering five tackles (one solo) and intercepting one pass.
- In 2022, he led the Longhorns with a career-high 119 tackles (61 solo), three forced fumbles, two fumble recoveries and four interceptions.
- He also logged 10 tackles for loss, two sacks, two quarterback hurries and two pass breakups.
- His four interceptions tied the single-season interception record for a Texas linebacker, last

accomplished by Derrick Johnson in 2002 and 2003. All four of his interceptions led to Texas touchdowns, while his two fumble recoveries clinched victories over Kansas State and Iowa State.

- Ford's 119 total tackles were the most in a season for a Longhorn since 2014 (Jordan Hicks - 147; Steve Edmond - 131).
- He hauled in his fourth interception on the year in the regular-season finale against Baylor and added 11 tackles (two solo) and two tackles for loss on his way to Big 12 Defensive Player of the Week honors.
- Tallied his third interception of the season on Kansas' final drive of the first half, setting up a Longhorn touchdown before the teams headed to the locker rooms.
- Ford was sensational in the victory over Kansas State, recording a game-leading 10 tackles (six solo), while also forcing a fumble and recovering another. He also intercepted a pass in the final two minutes of the first half, returning it 18 yards to the K-State 33-yard line to set up Texas final score before the half.
- His efforts earned him Bronko Nagurski National Defensive Player of the Week and Big 12 Defensive Player of the Week accolades.
- Ford played a critical role in ending two Iowa State drives in the Longhorns' victory over the Cyclones, earning Big 12 Defensive Player of the Week accolades for his performance.
- First, he intercepted a pass in the end zone that shifted momentum in the game in towards Texas and prevented a potential two-score deficit. Then, with just over two minutes remaining, he jumped on a Cyclone fumble that sealed the game for the Longhorns. He also added eight tackles (two solo) to lead the team.
- Against West Virginia, he registered 14 tackles (seven solo), his fourth-straight game with 10-or-more tackles, and a tackle for loss.
- At Texas Tech, he recorded 12 tackles (four solo) and had a forced fumble.
- Ford was a force against UTSA, posting career best numbers with 15 tackles, 10 solo tackles and his first forced fumble.
- He had a breakout performance against No. 1 Alabama, posting a team-high 10 tackles (six solo) with two tackles for loss and one sack, helping hold the Crimson Tide to 20 points.
- In 2021, the Frisco, Texas native led the team with six tackles for loss. He collected at least one five of the least six games of the season with two in the season finale against Kansas State.
- He notched a then-career-high 12 tackles (seven solo) against Oklahoma State.
- Ford had at least six tackles in each of the last three games of the season, recording six

LONGHORNS IN THE NFL

ACTIVE	TEAM
Calvin Anderson	New England Patriots
Andrew Beck	Houston Texans
*Tariq Black	Baltimore Ravens
Keondre Coburn	Kansas City Chiefs
Sam Cosmi	Washington Commanders
Cameron Dicker	Los Angeles Chargers
Michael Dickson	Seattle Seahawks
Quandre Diggs	Seattle Seahawks
Devin Duvernay	Baltimore Ravens
Sam Ehlinger	Indianapolis Colts
DeShon Elliott	Miami Dolphins
Poona Ford	Buffalo Bills
D'Onta Foreman	Chicago Bears
Marquise Goodwin	Cleveland Browns
Ta'Quon Graham	Atlanta Falcons
Jordan Hicks	Minnesota Vikings
*Lil'Jordan Humphrey	Denver Broncos
D'Shawn Jamison	Carolina Panthers
Malik Jefferson	Dallas Cowboys
*Collin Johnson	Chicago Bears
Roschon Johnson	Chicago Bears
Brandon Jones	Miami Dolphins
^P.J. Locke	Denver Broncos
Moro Ojomo	Philadelphia Eagles
Charles Omenihu	Kansas City Chiefs
Joseph Ossai	Cincinnati Bengals
^DeMarvion Overshown	Dallas Cowboys
Adrian Phillips	New England Patriots
^Hassan Ridgeway	Houston Texans
Malcolm Roach	New Orleans Saints
Bijan Robinson	Atlanta Falcons
Brenden Schooler	New England Patriots
^Caden Sterns	Denver Broncos
Geoff Swaim	Arizona Cardinals
Justin Tucker	Baltimore Ravens
Connor Williams	Miami Dolphins

HEAD COACHES	TEAM
Kyle Shanahan	San Francisco 49ers

ASSISTANT COACHES	TEAM
Jerry Gray	Atlanta Falcons
Richard Hightower	Chicago Bears

*Practice Squad ^ Injured Reserve

List last updated on October 21, 2023

LONGHORNS MAKING THEIR MARK

- Currently, the Texas Football program has 36 players on NFL rosters.
- The current crop of Longhorns in the NFL have won a combined four Super Bowl titles, been named to eight All-Pro teams and been selected to appear in six Pro Bowl games.

2023 NFL DRAFT

- Texas had five players selected in the 2023 NFL Draft.
- With five draft selections, Texas had at least five players chosen for the second time in three years and seventh time in the last 17 drafts.
- On the opening day, RB Bijan Robinson was selected by the Atlanta Falcons in the first round with the eighth overall pick, and one day later LB DeMarvion Overshown was taken with the 90th overall pick in the third round by the Dallas Cowboys. Texas has had at least two players chosen in the first three rounds of the draft in 17 of the last 23 drafts. It also marked the 56th time in the last 62 years (since 1962) that the Longhorns had two or more picks in the NFL Draft.
- Day three of the draft saw the Chicago Bears select RB Roschon Johnson in the fourth round, DL Keondre Coburn was drafted by the Kansas City Chiefs in the sixth round, and the Philadelphia Eagles picked DL Moro Ojomo in the seventh round.

GAME NOTES

2023 LONGHORN CAPTAINS

RICE

QB Quinn Ewers LB Jalyan Ford,
DL Byron Murphy II, WR Jordan Whittington

ALABAMA

DB Jahdae Barron, RB Keilan Robinson,
DL T'Vondre Sweat, WR Xavier Worthy

WYOMING

DL Alfred Collins, OL Jake Majors,
TE Ja'Tavion Sanders, DB Jerrin Thompson

BAYLOR

OL Kelvin Banks Jr., RB Jonathon Brooks,
LB Jett Bush, DL Barryn Sorrell

KANSAS

DB Kitan Crawford, LB David Gbenda,
TE Gunnar Helm, OL Jake Majors

OKLAHOMA

QB Quinn Ewers, LB Jaylan Ford,
DL Byron Murphy II, WR Xavier Worthy

HOUSTON

OL Kelvin Banks, Jr. LB Jett Bush,
DL T'Vondre Sweat, WR Jordan Whittington

BYU

KANSAS STATE

TCU

IOWA STATE

TEXAS TECH

against Kansas, five at West Virginia and six (all solo) against K-State.

T'VONDRE'S TIME

- Super senior DL T'Vondre Sweat has become a force in the middle of the Texas line.
- For his career, he has totaled 103 tackles (38 solo) with 13.5 tackles for loss and four sacks in 55 career games played.
- Sweat has tallied one tackle for loss in three of the first seven games and is tied for fourth on the team with four TFLs on the year.
- He recorded four tackles (three solo) with one tackle for loss and a pass breakup against Baylor after posting three tackles with one tackle for loss in the victory over Wyoming.
- At Alabama, Sweat registered one sack of the Longhorns' five sacks on the game: the most the Crimson Tide had surrendered at home since 2015.
- Against Rice in the 2023 season opener, he matched his career high with five tackles (two solo) with half a tackle for loss.
- It marked the 14th time in his career that he has registered at least three tackles with six of those occurring in the last 12 games.

MURPHY ON A MISSION

- Junior DL Byron Murphy II has appeared in 32 career games, registering 58 tackles (27 solo), 11 tackles for loss and 5.5 sacks during his three seasons on the Forty Acres.
- He was a menace in the middle of the line for Texas against Baylor, collecting four tackles (all solo) and establishing career highs with three tackles for loss and two sacks.
- Murphy played a critical role in UT's first touchdown drive against Wyoming, catching a 1-yard pass from Quinn Ewers to give the Longhorns their first lead of the game.
- It marked the first reception and touchdown of his career as he became the fourth Texas lineman ever to score an offensive touchdown.
- On the defensive side of the ball, Murphy tallied two tackles and had one QB hurry in the win.
- At Alabama, he was helped spearhead a defensive front that registered nine tackles for loss, five sacks and four quarterback hurries.
- Last season, Murphy recorded a career best with 26 tackles and had eight games with at least two tackles.
- He had a standout performance at Texas Tech, tallying a career-high five tackles with four solo tackles.
- Murphy recorded a sack for a 7-yard loss in the shutout victory over Oklahoma in the Red River Showdown.

SORRELL SETS HIS SIGHTS

- Junior EDGE Barryn Sorrell has become a reliable stopper on the defensive line for Texas.
- In the red River Rivalry against Oklahoma, Sorrell notched five tackles (four solo) along the

defensive front.

- He came up huge against Wyoming, totaling five tackles (three solo) and a monster third-down sack for a loss of nine yards in the third quarter that pushed the Cowboys from the Texas 10-yard line to the 19, forcing Wyoming into a field goal situation.
- In the victory over Alabama, Sorrell collected a pair of tackles (one solo) and had two quarterback hurries.
- In 2022, Sorrell appeared in all 13 games with 10 starts, totaling 44 tackles (16 solo), nine tackles for loss, a team leading 5.5 sacks, one forced fumble, seven quarterback hurries and one pass breakup.
- At Kansas, he notched four tackles (all solo) and a tackle for loss.
- He had a career day against TCU, recorded 11 tackles (four solo), with three tackles for loss and 1.5 sacks while adding one pass breakup.
- At Kansas State, Sorrell made an earlier impact recorded a sack for a 10-yard loss midway through the second quarter that resulted in a punt that put Texas in scoring position.
- Sorrell tallied six tackles (two solo), a half tackle for loss, one QB hurry and a forced fumble at Oklahoma State.
- He collected his first career start in the 2022 season opener against ULM and made an immediate impact, registering then-career highs with six tackles (one solo), two tackles for loss and 1.5 sacks.
- His efforts helped silence the ULM ground game, holding the Warhawks to 92 yards on the ground.

JAHDAE ALL DAY

- Senior DB Jahdae Barron's impact in the defensive backfield can be felt throughout the team.
- He was a difference-maker for the Longhorns against Houston, providing a spark with three timely tackles (two solo) and a pass breakup on the Cougars' final offensive play of the game that halted the drive at the Texas 10-yard line.
- The Austin native registered 11 tackles (five solo) with one tackle for loss in the Red River Rivalry against Oklahoma.
- Barron tallied three solo tackles, including a tackle for loss, and recovered a fumble that led to a Texas touchdown.
- Against Wyoming, Barron had a then-season-high 11 tackles (six solo), 0.5 TFL and one pass breakup in the win, including four third-down plays to force fourth down - three tackles and one pass breakup.
- At Alabama, Barron set the tone for the day, intercepting a pass to shut down the Crimson Tide's first drive and returning it 16 yards to set up Texas' first score.
- Barron added four tackles (three solo) in the win in Tuscaloosa, including a third-down tackle that forced an Alabama field goal.
- In 2022, Barron tallied a career-high 78 tackles

GAME NOTES

(43 solo) including a team-leading 11.5 tackles for loss while adding two interceptions, one quarterback hurry, three pass breakups, one fumble recovery and two defensive touchdowns (INT, FR).

- He became the first FBS defensive back since 2000 to register double-digit tackles for loss, one fumble return for a touchdown and one interception return for a touchdown in the same season.
- Posted at least five tackles in eight games last season, including three double-digit performances.
- The pair of non-offensive touchdowns gave him three for his career, two shy of Michael Huff's UT record.

MOST NON-OFFENSIVE TOUCHDOWNS (TEXAS, ALL-TIME)

Player	Total TDs	Years
1. Michael Huff	5 (4 INT; 1 FR)	2002-05
2. D. Jamison	4 (2 KR; 1 PR; 1 INT ret)	2018-22
Br. Foster	4 (2 INT; 1 FR; 1 blk PR)	2004-07
Aaron Ross	4 (3 PR; 1 FR)	2003-06
Jordan Shipley	4 (3 PR; 1 KR)	2006-09
6. J. Barron	3 (1 blk PR; 1 INT ret; 1 FR)	2020-pr.

- Barron notched seven tackles (three solo) in the Alamo Bowl against Washington.
- He tallied five tackles (two solo) with two tackles for loss and his first career sack in helping Texas to a win in the season finale against Baylor.
- The Austin native had a career day against TCU, recording 11 tackles with a career-high nine solo and 3.5 tackles for loss, while also collecting his first fumble recovery and returning it 48 yards.
- Barron posted a critical PBU to prevent a TD and create a turnover on downs at Kansas State.
- He had a standout game against Oklahoma State, recording a career-best 12 tackles (six solo) with 1.5 tackles for loss.
- Against Oklahoma in the Red River Showdown, Barron picked off a pass to shut down a Sooner drive, and also tallied six tackles (three solo) and had half a tackle for loss.
- Versus West Virginia, he posted six tackles (five solo) and had one tackle for loss.
- He had a career day at Texas Tech, establishing career bests with 10 tackles, six solo tackles and two tackles for loss.
- Barron recorded his first career interception against UTSA and took it 44 yards for the first pick-six of his career. He also added six tackles (three solo) in the victory over the Roadrunners.
- His effort against UTSA earned him Big 12 Defensive Player of the Week honors.
- Had four tackles (two solo) against Alabama.

JERRIN'S JUMPSTART

- Senior DB Jerrin Thompson has emerged as the field general of the Longhorn secondary and

a vocal leader of the defense.

- He matched his season high with five tackles, all in the first half, in the Longhorns' victory at Houston.
- Against Oklahoma in the Red River Rivalry, he tallied a season-high five tackles (four solo) and broke up two passes.
- Thompson sealed the Longhorn victory against Wyoming with his first career touchdown, intercepting a pass at the Wyoming 27-yard line and returning it for the first pick-six of his career.
- It marked his second-straight game with an interception and third over a four game stretch.
- He came up huge in the victory at Alabama, intercepting an early fourth-quarter pass at the Alabama 37 and returning it 32 yards to the 5-yard line to set up a Jonathan Brooks touchdown that gave Texas a 9-point lead.
- The 2022 season proved to be a breakout year for Thompson, establishing career bests with 83 tackles, 50 solo tackles, one interception and seven pass breakups.
- Thompson recorded at least five tackles in eight games last season, including three double-digit performances.
- He was all over the field against Washington in the Alamo Bowl, posting a career-high 11 tackles and equaling career bests with seven solo tackles and one interception.
- Tallied nine tackles (four solo) in the season-finale against Baylor.
- Thompson had five tackles (three solo) and a career-best three pass breakups at Oklahoma State.
- He tied for the team lead with seven tackles (four solo) against Oklahoma to help lead the Longhorns to a shut out of the Sooners in the Red River Showdown.
- Thompson was flying to the ball against West Virginia, posting his second-straight 10-tackle performance, including six solo tackles.
- At Texas Tech, Thompson established then-career highs with 10 tackles and seven solo tackles, while also breaking up one pass..
- Thompson registered one of the best games of his career against Alabama, tallying seven tackles (four solo) against the Crimson Tide.
- In 2021, he had six starts in his 12 appearances, registering 41 tackles (26 solo) with three tackles for loss, one forced fumble and a fumble recovery.
- In 2020, Thompson appeared in all 10 games and contributed on special teams. He totaled 14 tackles, 10 of which were solo stops.

NON-OFFENSIVE TOUCHDOWNS

- Texas has made scoring non-offensive touchdowns a habit, registering at least one in 14 of the last 15 seasons.
- Malik Muhammad opened the scoring for Texas in the Red River Rivalry after recovered a Kitan Crawford blocked punt in the first quarter against Oklahoma.

- Jerrin Thompson clinched the Longhorns' week three victory over Wyoming with a 27-yard interception return.

Year	Touchdowns
2023	2 (INT, PR Block)
2022	4 (2 INT, PR Block, 1 FR)
2021	1 (INT)
2020	2 (KR, PR Block)
2019	1 (KR)
2018	2 (FG Block, PR)
2017	8 (5 INT, PR, FR, FG Block)
2016	None
2015	4 (2 FR, INT, PR)
2014	2 (2 INT)
2013	3 (INT, FR, PR)
2012	3 (2 INT, FR)
2011	4 (2 KR, INT, PR Block)
2010	2 (INT, FR)
2009	11 (4 INT, 4 PR, 3 KR)

- The Horns wasted no time last season when Keilan Robinson scored on a D'Shawn Jamison blocked punt to close out the first drive of the season opener by ULM.
- Jamison secured a defensive score with a third-quarter, 69-yard interception return against ULM, giving UT multiple non-offensive touchdowns in a season for the fourth time in six years.
- UT added a third for the 2022 campaign when Jahdae Barron intercepted a pass against UTSA at the Roadrunner 44-yard line and took it to the house for the first interception return of his career. He followed that with a scoop-and-score fumble recover against TCU.
- Josh Thompson tallied a 27-yard interception return against Texas Tech in 2021 that marked the fifth-straight season in which the Longhorns had a non-offensive touchdown.
- D'Shawn Jamison's 100-yard kickoff return against Oklahoma State in 2020 was the second of his career and fueled the Longhorns comeback from an 11-point deficit at the sixth-ranked Cowboys.
- UT finished 2017 with eight non-offensive touchdowns, tied for the most in the country. It was their most since registering 11 in 2009.

WATTS BRINGS THE ENERGY

- Senior DB Ryan Watts has been a huge presence in the Longhorn defensive backfield since his arrival on the Forty Acres.
- He recorded four tackles (all solo) in the victor over Baylor after posting a season-high six tackles (all solo) against Wyoming, helping limit the Cowboys to 136 passing yards.
- Watts was all over the field at Alabama, totaling four tackles (two solo) with one tackle for loss and one pass breakup.
- The Little Elm native started all 13 games for the Horns in 2022, totaling 51 tackles (33 solo), four tackles for loss, one sack, one interception, one quarterback hurry and three pass breakups.

GAME NOTES

- Watts had six games with at least five tackles, including four in a six game stretch.
- Against TCU, Watts registered a pair of tackles for loss for 14 yards, highlighted by a 10-yard sack, helping UT defense limit the high-powered Horned Frog offense to 17 points.
- He intercepted a pass in the end zone against Oklahoma State to snuff out a Cowboy drive.

KEILAN COMING THROUGH

- Senior RB/KR Keilan Robinson has been an impact on the offense and on special teams during his time on the Forty Acres.
- In the victory at Houston, he registered a pair of kickoff returns for over 30 yards, including a 45-yard return in the second quarter that was the second-longest of his career.
- In 2022, the Washington, D.C. native averaged 25.2 yards per kick return, the second-best mark in the Big 12 Conference and 15th in the nation.
- His 422 combined kick return yards were the third most in the Big 12.
- Against TCU, he had two kick returns for 73 yards, including one of 52 yards.
- At Oklahoma State, he returned four kicks for 109 yards (27.3 ypr) including a long of 38, caught one pass for 19 yards and recovered a fumble on a muffed punt return.
- He blocked the second punt of his career versus Iowa State on the opening drive of the game.
- He hauled in his first-career touchdown reception at Texas Tech, a 35-yard score that he caught at the 22-yard line along the left side of the field, sprinting in for the score.
- Robinson found the end zone with a special teams touchdown on a scoop and score against ULM off a blocked punt for Texas' first points of the season.
- In 11 games with one start in 2021, Robinson rushed the ball 45 times for 322 yards (7.2 ypc) and scored three touchdowns.
- At West Virginia in 2021, he ran for a career-high 111 yards on nine carries (12.3 ypc), including a 49-yard touchdown run.
- Against Rice, the transfer from Alabama blocked a punt in the first quarter that rolled out of the back of the end zone for a safety, the first blocked punt for a score for UT since last season's Big 12 opener against Texas Tech.
- Robinson added a career-long 65-yard touchdown run early in the third quarter that put Texas up 51-0. On the day, Robinson had five carries for 83 yards (16.6 ypc) and

one touchdown.

BURNT ORANGE AUBURN

- Junior K Bert Auburn is currently the fourth-most accurate kicker in Longhorn history, connecting on 77.3% (34-of-44) of his career attempts.
- Auburn has been successful on 86 consecutive extra point tries, the second-longest streak in program history (Dusty Mangum - 121, 2001-03).
- He came up clutch against Oklahoma in the Red River Rivalry, connecting on all three of his field goal tries, including two of at least 45 yards.
- The Flower Mound, Texas native made a 47-yard field goal with 1:17 remaining in the game that gave the Longhorns a 30-27 lead.
- Against Rice, he connected in 3-of-4 field goal tries, including a career-best tying 49-yard attempt to close out the first half, while also succeeding on all four of his extra-point attempts.
- He currently leads the Big 12 in scoring with 60 points and 10.0 points per game, while his 12 made field goals and 17 attempts rank second in the conference.
- His 33 career field goals includes a stretch from 2022-23 of 11 straight that was the fifth longest in program history.
- In 2022, he earned honorable mention All-Big 12 recognition after connecting on 21-of-26 field goals (80.8%), including 7-of-9 tries from 40 or more yards.
- He ranked second in the Big 12 Conference with 118 points scored and in points per game (9.2).
- His 118 points scored are the eighth most in a season in UT history and second for a Texas kicker.
- The 21 successful field goals tied for fourth-most on UT's all-time list.
- At Texas Tech, he connected on both of his field goal attempts, including a 48-yard attempt as time expired to help send the game to overtime.
- Auburn earned Lou Groza Award Star of the Week honors following an outstanding game against top-ranked Alabama. He was good on 4-of-5 attempts, including a 49-yard try with 1:29 remaining that gave the Longhorns a 19-17 lead.

SALUTING A TEXAS LEGEND

- The University of Texas and The National Football Foundation (NFF) & College Hall of Fame jointly honored 2023 College Football Hall of Fame electee Derrick Johnson with

an NFF Hall of Fame On-Campus Salute during the Longhorns' game against Rice.

- The NFF Hall of Fame On-Campus Salute program, which began with the inaugural College Football Hall of Fame Class in 1951, has become a hallowed tradition, and to this day the singular events remain the first of numerous activities in the Hall of Fame experience.
- During the NFF Hall of Fame On-Campus Salutes, each electee returns to his respective school to accept a Hall of Fame plaque that will stay on permanent display at the institution. The events take place on the field during a home game, and many Hall of Famers cite the experience as the ultimate capstone to their careers, providing them one more chance to take the field and be recognized in front of their home crowd.
- A two-time First Team All-American, consensus in 2003 and unanimous in 2004, Johnson put together a career for the ages, claiming the Butkus Award as the nation's top linebacker and the Bronko Nagurski Trophy as nation's top defender in 2004. He finished 12th in Heisman Trophy voting and as a finalist for the Bednarik, Lombardi and Lott IMPACT awards in 2004. His nine forced fumbles that season place him in a tie for No. 1 in NCAA history for a single season. He was also named the 2004 Big 12 Defensive Player of the Year and 2004 Big 12 Male Athlete of the Year. In 2003, he became the Longhorns' first consensus First Team All-America linebacker since 1983; was one of three finalists for the Butkus Award; and was named the team MVP. In 2001, he was tabbed the Sporting News National Freshman of the Year, a First-Team Freshman All-American and Big 12 Co-Defensive Freshman of the Year.
- Texas posted a 43-8 record during his tenure in Austin, and the Longhorns earned four bowl appearances, including a 47-43 win over Washington in the 2001 Holiday Bowl (with Johnson named the Defensive MVP), a 35-20 victory over LSU in the 2003 Cotton Bowl, and a 38-37 victory in the 2005 Rose Bowl against Michigan with future College Football Hall of Fame teammate Vince Young under center. A three-time First Team All-Big 12 performer, Johnson's efforts helped the Longhorns notch three 11-win seasons, while earning impressive final national rankings each of his four years: No. 5 in 2001, No. 6 in 2002,

GAME NOTES

No. 12 in 2003 and No. 5 in 2004.

- The two-time UT Defensive MVP tallied 458 career tackles, placing him at third in the school record books, while his 280 solo tackles rank him fourth on the UT career list. His 65 tackles for loss land him first in school annals, and he had 10.5 sacks, 30 pass breakups and nine interceptions, with both the breakups and interceptions being the most by a UT linebacker. He added 11 forced fumbles and five fumble recoveries during his time in Austin.

- Drafted in the first round (15th overall) in the 2005 NFL Draft by Kansas City, he played with the Chiefs until 2017, becoming the team's all-time leading tackler (1,262). He was selected to the Pro Bowl four times, and he finished his career in 2018 with the Raiders.

- He founded and currently serves as the director of the Defend the Dream Foundation in Austin, Texas, which provides low-income and inner-city youth the opportunities and resources to reach their full potential in school and in life. The foundation has helped transform multiple libraries and elementary schools into reading areas called DJ's Discovery Dens, and he has donated more than 25,000 children's books.

REMEMBERING BILL LITTLE

- Legendary University of Texas Athletics Administrator Bill Little passed away peacefully surrounded by family on Friday, Aug. 18 in Austin. He was 81.

- Little was the face — and often the voice — of Longhorn athletics for more than 50 years. Long before sports reporting turned digital, Little, as sports editor of The Daily Texan, was hammering out copy on a manual Royal typewriter. He continued to masterfully and skillfully share stories of Longhorn Athletics through the many transformations of broadcast radio and television, varying forms of delivering news, and from the 24-hour news cycle to the non-stop news cycle that took over the industry.

- A 1964 UT graduate, Little spent two years writing for The Austin American-Statesman, then moved to Oklahoma City to write for The Associated Press. After two-years with The AP, he returned home to Austin and to The University of Texas for good.

- Inducted into the Longhorn Hall of Honor in 1993, Little served UT in many

capacities: first as assistant SID under the legendary Jones Ramsey, then as Sports Information Director, as Special Assistant to the Athletics Director, as Assistant AD for External Communications, then head of communications for Mack Brown.

- Little worked 37 bowl games, was a publicist for three football national championship teams (1969, 1970, 2005), and accompanied an unheard of 25 teams to the College World Series in Omaha. He worked more than 1,700 baseball games, had lengthy radio stints with both men's and women's basketball, and his record-setting streak at one point reached 521 consecutive Longhorn football games. The string was almost broken when, just before the 1995 Sugar Bowl, he suffered a heart attack, but the ever-professional Little convinced doctors that he'd be under more stress in the hospital than he would if he attended the game. The streak remained intact all the way until his retirement in 2014.

THE NATION IS WATCHING

- The Longhorns 2023 week two matchup with No. 3 Alabama in Tuscaloosa drew 8.8 million viewers to ESPN and ESPN2, the most-viewed ESPN Saturday game since 2014, peaking at 10.7 million viewers.

ESPN2's "Field Pass with The Pat McAfee Show" had 799,000 viewers.

- Texas' 2022 home game against No. 1 Alabama, the Crimson Tide's first visit to Austin since 1922 and just the third time Texas hosted the top-ranked team in the nation, drew more than 10.6 million viewers during the second week of the season, the most-watched game of the week with more than the combined total of the second and third-ranked game that week.

- In Week 11, Texas hosted then-No. 4 TCU with 5.03 million viewers tuning in. It was the highest rated Primetime game of the week and the most-watch Big 12 game of the season. Six of the Longhorns' 13 games of 2022 were among the Top 10 in viewership for that week with five having more than three million people tuning in.

- During the 2021 season, three of Texas' games were among the top five most viewed broadcasts of the week with each drawing more than three million viewers. In all, six of the Longhorns' games were among the top 10 most viewed that week.

TEXAS' TOP-RATED TV BROADCASTS SINCE 2018

Date	Game (Network)	TV Households
10/7/2023	. vs. Oklahoma (ABC)	7.87 million*
9/30/2023	. Kansas (ABC)	3.32 million
9/9/2023	... at Alabama (ESPN)	8.8 million*
9/2/2023	... Rice (FOX)	3.21 million
12/29/22	... vs. Washington (ESPN)	4.78 million
11/12/22	... TCU (ABC)	5.03 million*
10/22/22	... at Oklahoma State (ABC)	4.5 million
10/8/22	... vs. Oklahoma (ABC)	3.36 million
9/10/22	... Alabama (FOX)	10.6 million*
10/16/21	... Oklahoma State (FOX)	3.13 million*
10/9/21	... vs. Oklahoma (ABC)	5.94 million*
9/11/21	... at Arkansas (ESPN)	3.36 million*
11/27/20	... Iowa State (ABC)	3.57 million
10/31/20	... at Oklahoma State (FOX)	4.04 million
10/10/20	... vs. Oklahoma (FOX)	4.81 million*
12/31/19	... vs. Utah (ESPN)	5.6 million*
10/12/19	... vs. Oklahoma (FOX)	7.2 million*
10/5/19	... at West Virginia (ABC)	3.2 million
9/21/19	... Oklahoma State (ABC)	3.8 million*
9/7/19	... LSU (ABC)	8.7 million*
1/1/19	... vs. Georgia (ESPN)	13.3 million
12/1/18	... vs. Oklahoma (ABC)	10.3 million
10/27/18	... at Oklahoma State (ABC)	3.6 million*
10/6/18	... vs. Oklahoma (FOX)	5.6 million*
9/15/18	... USC (FOX)	3 million*

- In 2020, six of the Longhorns' nine regular-season games were among the top five most viewed games of the week, with three broadcasts drawing more than 3.5 million viewers. Eight of the contests landed in the Top-10 most viewed games.

- Five of Texas' games in 2019 garnered huge television audiences. ABC's featured telecast, "Saturday Night Football," broadcast both the LSU and Oklahoma State games and brought in ABC/ESPN's largest viewership for that weekend in each of those games. When totaled with an Oct. 5 matchup at West Virginia, UT's three games on ABC last season recorded a combined 15.7 million viewers.

- Dating back to 2018, the Longhorns have had 25 games pull in audiences of three million-or-more viewers. Including an audience of 13.3 million tuning in to the Allstate Sugar Bowl (ESPN), 10.6 million for Alabama (FOX) and 10.3 million viewers watching the Big 12 Championship game (ABC), those 25 games over the past six seasons have tallied a total of 140.62 million viewers. Fourteen of those 25 broadcasts were the network games top-rated game of the weekend. The 2019 Alamo Bowl was the second-highest rated non-New Year's Six bowl game.

COACHING STAFF

STEVE SARKISIAN



HEAD COACH



In his 22nd year of coaching and ninth as a head coach, Steve Sarkisian is in his second year as head coach at The University of Texas.

A former All-American quarterback at BYU whose coaching career includes six years as an offensive coordinator at both the NFL and collegiate levels, Sarkisian was the 2020 Broyles Award winner (best assistant coach in college football) as offensive coordinator at Alabama. The former head coach at USC and Washington, he was named the 31st Head Football Coach at The University of Texas on January 2, 2021.

In 2022, Sarkisian guided Texas to an 8-5 record with all five defeats coming by seven points or fewer, and it is just the second time in the last nine years the Longhorns reached eight wins in the regular season. Meanwhile, this past season's trip to the Valero Alamo Bowl marking the sixth bowl game Sarkisian has led his teams to in nine completed seasons as a head coach. The 2022 Longhorns featured a balanced attack that averaged 34.5 points per game (25th FBS) and allowed just 21.6 points per game (28th FBS). Running back Bijan Robinson won the Doak Walker Award and earned first-team All-America honors after leading the nation in tandem yards during the regular season with 1,894 (1,580 rushing, 314 receiving) and ranking second in total touchdowns (20), while averaging a Big 12-best 131.7 rushing yards and 157.83 all-purpose yards per game. Robinson was also a first-team All-Big 12 selection and was joined in that honor by tight end Ja'Tavion Sanders and linebackers Jaylan Ford and DeMarvion Overshown. A three-time Big 12 Defensive Player of the Week honoree in 2022, Ford was second in the Big 12 in tackles (119; 9.2 tpg). His four interceptions were tied for the UT linebacker record and were the most among FBS linebackers this year. He was also the only Power 5 player with four interceptions and three forced fumbles, and the only FBS player with four interceptions, three forced fumbles and two fumble recoveries. Additionally, wide receiver Xavier Worthy, true freshman offensive lineman Kelvin Banks Jr. and defensive lineman Keondre Coburn earned second-team All-Big 12 accolades, as a total of 20 Longhorns received all-conference recognition. Five Longhorns were selected in the 2023 NFL Draft, highlighted by the first-round selection of Robinson (8th overall) by the Atlanta Falcons. Also selected were Overshown (Dallas Cowboys - 3rd Round), running back Roschon Johnson (Chicago Bears - 4th Round), Coburn (Kansas City Chiefs - 6th Round) and defensive lineman Moro Ojomo (Philadelphia Eagles - 7th Round).

Year one of the Coach Sark era at Texas had its ups and downs as the Longhorns dealt with inconsistency, injuries and adversity in a 5-7 campaign. Texas opened and closed the 2021 season with big victories as the Sarkisian era began with a 38-18 victory over No. 23 Louisiana and ended with a 22-17 win over Kansas State. In between, five of the Horns' seven losses came down to the end with Texas falling by eight points or fewer in each of those. The Longhorns offense averaged nearly 200 yards rushing and 425 total yards while ranking 18th nationally in scoring at 35.2 points per game on the season. Wide receiver Xavier Worthy had a record-setting season on his way to Freshman All-America and Big 12 Offensive Freshman of the Year honors. Despite missing the final two games with an injury, running back Bijan Robinson compiled 1,127 rushing yards and 11 touchdowns to go with 26 receptions for 295 yards and four more touchdowns. Kicker Cameron Dicker and offensive lineman Derek Kerstetter joined Worthy and Robinson as four Longhorns who earned first-team All-Big 12 honors. All totaled, 14 Longhorns earned All-Big 12 recognition.

Prior to arriving on the Forty Acres, Sarkisian served as the offensive coordinator and quarterbacks coach at Alabama where he was the architect of 24 straight games in which the Crimson Tide's offense scored 35 or more points, the longest streak in major college football history. Despite coming up just short of that in a 31-14 win over Notre Dame in the College Football Playoff semifinals, the victory propelled Alabama to the National Championship Game where they defeated No. 3 Ohio State, 52-24.

In 2020, Alabama's offense ranked second in the nation in scoring and led all Power 5 schools with 48.5 points per game, which set a school record and included five 50-point games against Southeastern Conference competition. The Crimson Tide became the first team in league history to record five such games in a single season in conference play. The Tide followed that by posting 52 points against Florida in the 2020 SEC Championship to earn the No. 1 seed in the College Football Playoff. They later matched that total in the National Championship Game.

Alabama led the nation in third-down conversion percentage (58.9), team passing efficiency (198.99) and completion percentage (76.2), led by Heisman Trophy finalist and Davey O'Brien Award winner Mac Jones, who posted the top individual ratings in passing efficiency (203.1) and completion percentage (77.4), as well. The receiving end of the nation's No. 3 passing offense (358.2 ypg) featured the Heisman Trophy winner in DeVonta Smith, who led the nation in receiving yards (1,856) and receiving touchdowns (23), and was second in receiving yards per game (142.8 ypg) despite missing the second half of the National Championship Game due to injury. Along with the Heisman Trophy, Smith claimed the Walter Camp Football Foundation Player of the Year Award, the Maxwell Award and the Biletnikoff Award.

The offense also boasted the nation's leader in rushing touchdowns in Doak Walker Award winner RB Najee Harris with 26, while Harris was third in rushing yards (1,466) and 13th in rushing yards per game (112.8 ypg). Harris finished fifth in the voting for the Heisman Trophy to make Alabama the second team ever to place three players in the top five of the same Heisman vote, joining 1946 Army with Glenn Davis, Doc Blanchard and Arnold Tucker.

Blocking for that group was an offensive line that won the Joe Moore Award and was anchored by two first-team All-Americans in Outland Trophy winner LT Alex Leatherwood and Rimington Trophy winner C Landon Dickerson. Jones, Smith and Harris have all received first-team All-America honors, as well. As a team, Alabama ranked fourth in the nation in total offense at 541.6 yards per game to break the school record.

The 2019 Alabama offense averaged a school-record 47.2 points per game, which ranked second nationally, while averaging 510.8 yards per game, which was sixth nationally and is currently second on school record. Quarterbacks Tua Tagovailoa and Mac Jones combined to throw for 4,449 yards and 49 touchdowns which equated to a school-record 342.2 passing yards per game that ranked third nationally. Alabama's 199.61 passing efficiency rating was not only a school record, but the second-best mark in NCAA history. Smith ranked fifth nationally with 14 receiving touchdowns and 11th with 1,256 receiving yards. The receiving corps also featured Jerry Jeudy, who was 25th (10) and 20th (1,163) in those categories, respectively. Harris was also in the top 25 in rushing touchdowns (21st/13) and rushing yards (1,224). Jeudy and Leatherwood both earned first-team All-America

THE SARKISIAN FILE

PERSONAL

Hometown Torrance, Calif.
Education BYU (1997)
Wife Loreal Smith
Children Ashley, Taylor, Brady

YEAR-BY-YEAR

Year	School	AS HEAD COACH Record	Postseason
2023	Texas	6-1	--
2022	Texas	8-5	Alamo Bowl
2021	Texas	5-7	--
2015	USC	3-2	--
2014	USC	9-4	Holiday Bowl
2013	Washington	8-4	Fight Hunger Bowl*
2012	Washington	7-6	Maaco Bowl
2011	Washington	7-6	Alamo Bowl
2010	Washington	7-6	Holiday Bowl
2009	Washington	5-7	--

*Did not coach in bowl

CAREER RECORD (10 seasons) 65-48 (.575)
BOWL RECORD 2-3 (.400)

AS ASSISTANT COACH

Year	School (Position)	Postseason
2020	Alabama (OC/QB)	CFP Championship & Citrus Bowl
2019	Alabama (OC/QB)	Citrus Bowl
2018	Atlanta Falcons (OC)	--
2017	Atlanta Falcons (OC)	NFC Divisional
2016	Alabama (Interim OC/Analyst)	CFP Championship!
2008	USC (Asst. HC/OC/QB)	Rose Bowl
2007	USC (Asst. HC/OC/QB)	Rose Bowl
2006	USC (QB)	Rose Bowl
2005	USC (QB)	Rose Bowl^
2004	Oakland Raiders (QB)	--
2003	USC (QB)	Rose Bowl
2002	USC (QB)	Orange Bowl
2001	USC (QB)	Las Vegas Bowl
2000	El Camino College (QB)	--

& Semifinal - Cotton Bowl | Championship - Miami, Fla.
! Semifinal - Peach Bowl | Championship - Tampa, Fla.

^ BCS National Championship Game

RECORD BY OPPONENT

Opponent	Overall	At Texas
Alabama	1-1	1-1
Arizona	4-2	0-0
Arizona State	1-4	0-0
Arkansas	0-1	0-1
Arkansas State	1-0	0-0
Baylor	2-2	2-1
Boise State	1-1	0-0
Boston College	0-1	0-0
BYU	0-1	0-0
California	6-0	0-0
Colorado	4-0	0-0
Eastern Washington	1-0	0-0
Fresno State	1-0	0-0
Hawaii	1-0	0-0
Houston	1-0	1-0
Idaho	2-0	0-0
Idaho State	1-0	0-0
Illinois	1-0	0-0
Iowa State	1-1	1-1
Kansas	2-1	2-1
Kansas State	2-0	2-0
Louisiana	1-0	1-0
LSU	0-2	0-0
Nebraska	2-2	0-0
Notre Dame	1-1	0-0
Oklahoma	1-2	1-2
Oklahoma State	0-2	0-2
Oregon	0-5	0-0
Oregon State	4-2	0-0
Portland State	1-0	0-0
Rice	2-0	2-0
San Diego State	1-0	0-0
Stanford	2-5	0-0
Syracuse	1-0	0-0
TCU	1-1	1-1
Texas Tech	1-1	1-1
UCLA	1-3	0-0
ULM	1-0	1-0
USC	2-2	0-0
Utah	2-1	0-0
UTSA	1-0	1-0
Washington	0-2	0-1
Washington State	5-1	0-0
West Virginia	1-1	1-1
Wyoming	1-0	1-0
OVERALL	65-48	19-13
BOWL GAMES	2-3	0-1

COACHING STAFF

THE SARKISIAN FILE (CONT.)

Sarkisian's Record When	As Head Coach	At Texas
Overall	65-48	19-13
Conference	43-36	12-10
Non-conference	22-12	7-3
Home	44-15	12-4
Away	18-28	6-6
Neutral	3-5	1-3
Day game	39-29	11-8
Night game	26-19	8-5
On natural grass	17-21	3-4
On artificial turf	48-27	16-9
August	2-0	0-0
September	27-11	10-3
October	15-21	5-5
November	17-13	4-4
December	4-3	0-1
January	0-0	0-0
vs. unranked teams	51-19	15-5
vs. Top 25 teams	14-29	4-8
vs. Top 20 teams	11-28	2-8
vs. Top 15 teams	8-23	2-7
vs. Top 10 teams	5-12	1-3
vs. Top 5 teams	2-8	1-2
Scoring first	46-19	12-4
Opponent scores first	19-29	7-9
Leading after 1st quarter	54-13	14-5
Trailing after 1st quarter	14-30	4-6
Tied after 1st quarter	7-5	1-2
Leading at halftime	55-13	16-6
Trailing at halftime	7-34	2-6
Tied at halftime	3-1	1-1
Leading after 3rd quarter	54-11	17-6
Trailing after 3rd quarter	5-37	1-7
Tied after 3rd quarter	6-0	1-0
Overtime	1-4	0-2
With a 100-yard rusher	46-23	15-6
With a 100-yard receiver	23-13	6-5
With a 300-yard passer	17-10	4-5
Allowing a 100-yard rusher	11-30	3-9
Allowing a 100-yard receiver	20-10	2-3
Allowing a 300-yard passer	15-6	4-2
Outgaining opponent	52-9	16-2
Outgained by opponent	13-39	3-11
Scoring 0-9 points	0-3	0-1
Scoring 10-19 points	5-14	0-2
Scoring 20-29 points	8-18	2-5
Scoring 30-39 points	26-10	10-3
Scoring 40-49 points	13-1	3-1
Scoring 50+ points	13-2	4-1
Allowing 0-9 points	12-0	3-0
Allowing 10-19 points	26-4	7-1
Allowing 20-29 points	19-9	8-2
Allowing 30-39 points	7-16	1-6
Allowing 40-49 points	1-11	0-2
Allowing 50+ points	0-8	0-2
Game decided by 1-9	22-23	5-11
Game decided by 10-19	13-10	3-1
Game decided by 20-29	12-7	5-1
Game decided by 30-39	9-6	2-0
Game decided by 40-49	5-2	3-0
Game decided by 50+	4-0	1-0
No turnovers	21-9	8-2
One to three turnovers	43-35	11-10
Four or more turnovers	1-4	0-1
No takeaways	6-10	2-5
One to three takeaways	49-36	17-8
Four or more takeaways	10-2	0-0
Win turnover margin	41-8	10-3
Tie turnover margin	13-23	6-4
Lose turnover margin	11-17	3-6
Win time of possession	39-14	11-2
Lose time of possession	26-34	8-11

honors, while Smith and OT Jedrick Willis were tabbed second-team All-America. Four members of the Crimson Tide offense went on to be drafted in the first 15 picks of the first round, including Tagovailoa (No. 5/Miami), Willis (No. 10/Cleveland Browns), WR Henry Ruggs III (No. 12 Oakland Raiders) and Judy (No. 15/Denver Broncos).

The past two seasons marked Sarkisian's second stint at Alabama after serving as an analyst for most of the 2016 season before being promoted to offensive coordinator for the 2017 College Football Playoff National Championship Game.

Prior to his return to Alabama, Sarkisian was the offensive coordinator for the Atlanta Falcons. During his two years coordinating the Falcons' attack, Sarkisian built one of the most dangerous offenses in the NFL. The 2018 unit finished in the top 10 in the NFL in passing yards (fourth – 4,653 yards), total yards (sixth – 6,226 yards) and scoring (10th – 25.9 ppg). Quarterback Matt Ryan was third in the NFL in passing yards (4,924 yards) while tossing 35 touchdowns. Wide receiver Julio Jones caught 113 passes for 1,677 yards and eight touchdowns, and Calvin Ridley added 64 catches for 821 yards and a team-high 10 scores. Jones led the league in receiving yards in 2018, while Ridley paced all rookies in receiving yards and touchdowns.

In 2017, two pieces of the Falcons offense, Jones and center Alex Mack, were selected to the Pro Bowl. Atlanta led the NFL in third-down percentage in Sarkisian's first season, while finishing eighth in the league in passing offense (249.4) and third in yards per play (5.93).

Sarkisian not only boasts play-calling experience at the highest levels of football, but seven years as an FBS head coach. He guided the Southern California program in 2014-15, and the Washington Huskies from 2009-13. He posted a head coaching record of 46-35 over those seven seasons while leading his teams to five bowl appearances.

During his time as head coach at USC, Sarkisian led the Trojans to a 12-6 overall record including a second-place finish in the Pac-12's Southern Division in 2014. His 2014 offense ranked in the top 25 nationally in passing efficiency (fourth – 165.35), passing offense (15th – 296.6 ppg), third down conversions (19th – 46.6 percent) and scoring offense (22nd – 35.8 ppg). The Trojans finished 9-4 overall, including wins in four of their last five games, and capped the year with a Holiday Bowl win over Nebraska.

In 2014, Sarkisian produced a pair of first-team All-Americans in DE Leonard Williams and WR Nelson Agholor, a sophomore All-American first teamer in S/LB Su'a Cravens, a quartet of Freshman All-American first teamers in CB/WR Adoree' Jackson, who was the Pac-12 Freshman Defensive Player of the Year, along with OL Toa Lobendahn, WR JuJu Smith and OG Viane Talamaivao. Quarterback Cody Kessler had the most efficient passing season in USC history (69.7 completion percentage, 39 passing TDs, five interceptions), Agholor had 104 receptions, which was third-best in USC history, and Allen rushed for 1,489 yards, the most by a Trojan since 2005. USC's offense ranked in the national Top 25 in passing efficiency, passing offense, third down conversions and scoring offense, while the defense was in the nation's Top 20 in turnover margin, red zone defense and third down conversion defense. Six Trojans were drafted by the NFL, including a pair of first

rounders in Williams and Agholor, along with four players he coached at Washington, including three in the first round in DT Danny Shelton, CB Marcus Peters and LB Shaq Thompson.

At Washington, Sarkisian inherited a program in 2009 that had won just 12 games during the previous five seasons, including a winless season the year prior. Despite that challenge, he guided the Huskies to bowl games in his last four seasons. His eight victories in 2013 were the most at UW since 2000 and the Huskies finished ranked No. 25 in the Associated Press poll. His overall Washington record was 34-29, and his tenure in Seattle resulted in eight wins over Associated Press Top 25 teams (No. 3 USC, No. 19 California in 2009; No. 18 USC, No. 18 Nebraska and No. 24 Oregon State in 2010; No. 7 Oregon State and No. 8 Stanford in 2012; No. 13 Boise State in 2013).

Among the UW players Sarkisian coached were nine additional NFL draftees, including QB Jake Locker, CB Desmond Trufant, LBs Donald Butler and All-American Mason Foster, DE Daniel Te'o-Nesheim and RB Bishop Sankey, plus All-Pac-12 RB Chris Polk.

Sarkisian arrived at Southern Cal as an assistant in 2001 and took over as the quarterbacks coach in 2002, where he tutored quarterback Carson Palmer to the Heisman Trophy and the No. 1 overall pick in the 2003 NFL Draft. After spending the 2004 season as the quarterbacks coach for the Oakland Raiders, Sarkisian returned to the Trojan staff in February of 2005 as the assistant head coach and quarterbacks coach for four seasons (2005-08). He added the offensive coordinator role to his duties in 2007 and 2008 at USC.

At USC, Sarkisian coached Heisman Trophy-winning quarterbacks in Palmer and Leinart, along with NFL signal-callers Mark Sanchez, John David Booty and Matt Cassel. The Trojans went 23-3 during his tenure as the offensive coordinator.

Prior to his start in coaching as quarterbacks coach at El Camino College in 2000, Sarkisian starred at the quarterback position at the prep, collegiate and pro levels. He spent time with the Saskatchewan Roughriders of the Canadian Football League for three seasons (1997-99) following his collegiate career at BYU.

While with the Cougars from 1995-96, he completed 549-of-824 passes (66.6 percent) for 7,755 yards and 55 touchdowns. His 162.0 career passing efficiency rating was third on the all-time NCAA list when he finished playing. As a senior in 1996, he led the nation in passing efficiency (173.6, the fourth-best mark in NCAA history at the time), leading the Cougars to the WAC championship and a win in the 1997 Cotton Bowl. He was the WAC Offensive Player of the Year in 1996 and earned second team All-America honors.

Sarkisian earned his bachelor's degree in sociology from BYU in 1997 after getting his associate's degree in general studies from El Camino College in 1994.

He is married to the former Loreal Smith, who competed and coached in track and field. He has two daughters, Ashley and Taylor, and a son, Brady.

COACHING STAFF



JEFF BANKS
Asst. HC, ST Coord.
(Tight Ends)



JEFF CHOATE
Co-Defensive Coord.
(Inside Linebackers)



TASHARD CHOICE
Assistant Coach
(Running Backs)



BO DAVIS
Assistant Coach
(Defensive Line)



KYLE FLOOD
Offensive Coordinator
(Offensive Line)



BLAKE GIDEON
Assistant Coach
(Safety)



CHRIS JACKSON
Assistant Coach
(Pass Game Coord./WRs)



TERRY JOSEPH
Assistant Coach
(Def. Pass Game)



PETE KWIAWKOWSKI
Defensive Coordinator
(Outside Linebackers)



AJ MILWEE
Co-Offensive Coord.
(Quarterbacks)



TORRE BECTON
Director of
Football Performance

2023 NUMERICAL ROSTER

NO	NAME	POS	HT	WT	CL-EX	HOMETOWN (PREVIOUS SCHOOL)	NO	NAME	POS	HT	WT	CL-EX	HOMETOWN (PREVIOUS SCHOOL)
0	Anthony Hill Jr.	LB	6-3	234	Fr-HS	Denton, Texas (Ryan)	41	Jaylan Ford	LB	6-3	242	Sr-3L	Frisco, Texas (Lone Star)
0	Ja'Tavion Sanders	TE	6-4	243	Jr-2L	Denton, Texas (Ryan)	42	Ben Armstrong	DL	6-3	264	So.-3Q	Leander, Texas (Rouse)
1	Justice Finkley	EDGE	6-2	250	So.-1L	Trussville, Ala. (Hewitt-Trussville)	43	Jett Bush	LB	6-2	242	Sr-4L*	Houston, Texas (Strake Jesuit)
1	Xavier Worthy	WR	6-1	172	Jr-2L	Fresno, Calif. (Central East)	43	Reed Malphurs	K	6-6	194	Fr-HS	Dallas, Texas (Hillcrest)
2	Johnstay Cook II	WR	6-0	186	Fr-HS	DeSoto, Texas (DeSoto)	44	Tannahill Love	LB	5-11	225	Sr-SQ	Fort Worth, Texas (All Saints)
2	Derek Williams Jr.	DB	6-2	191	Fr-HS	New Iberia, La. (Westgate)	45	Bert Auburn	K	6-0	183	Jr-1L	Flower Mound, Texas (Flower Mound)
3	Quinn Ewers	QB	6-2	195	So.-1L	Southlake, Texas (Carroll/Ohio State)	45	Vernon Broughton	DL	6-4	291	Jr-2L	Houston, Texas (Cypress Ridge)
3	Jaylon Guilbeau	DB	6-0	180	So.-1L	Port Arthur, Texas (Memorial)	46	Tausili Akana	EDGE	6-4	209	Fr-HS	Laie, Hawai'i (Skyridge [Utah])
4	CJ Baxter	RB	6-1	218	Fr-HS	Orlando, Fla. (Edgewater)	47	Charlie Feris	K	6-2	196	So.-SQ	Houston, Texas (Cypress Ranch)
4	Austin Jordan	DB	6-0	198	So.-1L	Denton, Texas (Ryan)	48	Patrick Bayouth	TE	6-4	281	Sr-1L*	Bellaire, Texas (Houston Episcopal)
5	Adonai Mitchell	WR	6-4	196	Jr-2L	Missouri City, Texas (Cane Ridge/Georgia)	49	Thatcher Milton	WR	5-10	183	Jr-SQ	Cypress, Texas (Cy-Fair)
5	Malik Muhammad	DB	6-0	181	Fr-HS	DeSoto, Texas (South Oak Cliff)	49	Ian Ratliff	P	5-11	177	Fr-HS	Humble, Texas (Atascosita)
6	Maalik Murphy	QB	6-5	238	Fr-RS	Inglewood, Calif. (Junipero Serra)	50	Michael Flanagan	LB	6-2	241	So.-SQ	Frisco, Texas (Wakeland)
6	Ryan Watts	DB	6-3	206	Sr-1L	Little Elm, Texas (Little Elm/Ohio State)	51	Marshall Landwehr	LB	6-0	226	Jr-SQ	Dallas, Texas (Highland Park)
7	BJ Allen Jr.	DB	6-1	205	Fr-RS	Aledo, Texas (Aledo)	52	DJ Campbell	OL	6-3	343	So.-1L	Arlington, Texas (Bowie)
7	Keilan Robinson	RB	5-9	188	Sr-2L	Washington, D.C. (St. John's/Alabama)	52	Tate Haver	DS	6-0	226	Fr-HS	Westlake Village, Calif. (Oaks Christian)
8	Terrance Brooks	DB	6-0	200	So.-1L	Little Elm, Texas (Little Elm)	53	Aaron Bryant	DL	6-2	301	Fr-RS	Southaven, Miss. (Southaven)
8	Casey Cain	WR	6-3	197	So.-1L	New Orleans, La. (Warren Easton)	54	Cole Hutson	OL	6-5	318	So.-1L	Frisco, Texas (Frisco)
9	Gavin Holmes	DB	5-11	177	Jr-TR	New Orleans, La. (Archbishop Rummel/Wake Forest)	55	Winston Smith	LB	6-1	202	So.-SQ	Houston, Texas (Memorial)
9	Isaiah Neyor	WR	6-3	215	Sr-SQ	Fort Worth, Texas (Arlington Lamar/Wyoming)	56	Cameron Williams	OL	6-5	369	So.-1L	Duncanville, Texas (Duncanville)
11	Jalen Catalan	DB	5-10	202	Sr-TR	Mansfield, Texas (Legacy/Arkansas)	57	Christian Rizzi	DS	5-11	225	Jr-SQ	Metairie, La. (Metairie Park Country Day)
11	DeAndre Moore Jr.	WR	6-0	194	Fr-HS	Anaheim, Calif. (St. John Bosco)	58	Lance St. Louis	DS	6-0	219	So.-1L	Gilbert, Ariz. (Williams Field)
13	Larry Turner-Gooden	DB	6-0	204	Fr-RS	South Central Los Angeles, Calif. (Bishop Alemany)	61	Sawyer Goram-Welch	OL	6-4	307	Jr-1L	Longview, Texas (Longview)
13	Jordan Whittington	WR	6-1	204	Sr-3L	Cuero, Texas (Cuero)	62	Connor Robertson	OL	6-4	319	Fr-RS	Austin, Texas (Westlake)
14	X'Avion Brice	DB	6-1	183	Fr-RS	Arlington, Texas (Seguin)	63	Rick McBroom	OL	6-2	305	So.-SQ	Fort Worth, Texas (All Saints)
14	Charles Wright	QB	6-1	203	So.-1L	Austin, Texas (Austin)	64	Robert Sweeney	OL	6-5	269	Fr-HS	Dallas, Texas (Highland Park)
15	S'Maje Burrell	LB	6-0	219	Fr-HS	Fort Worth, Texas (North Crowley)	65	Jake Majors	OL	6-3	315	Jr-2L	Prosper, Texas (Prosper)
15	Will Stone	K	6-0	194	So.-1L	Austin, Texas (Regents School)	68	Brooks Kieschnick Jr.	OL	6-3	242	Fr-HS	San Antonio, Texas (Alamo Heights)
16	Arch Manning	QB	6-4	212	Fr-HS	New Orleans, La. (Isidore Newman)	70	Christian Jones	OL	6-6	321	Sr-4L*	Cypress, Texas (Cypress Woods)
16	Michael Taaffe	DB	6-0	189	So.-1L	Austin, Texas (Westlake)	71	Payton Kirkland	OL	6-6	350	Fr-HS	Orlando, Fla. (Dr. Phillips)
17	Savion Red	RB	5-10	214	So.-1L	Grand Prairie, Texas (Grand Prairie)	72	Neto Umeozulu	OL	6-4	311	Fr-RS	Allen, Texas (Allen)
17	J'Mond Tapp	EDGE	6-3	266	Fr-RS	Donaldsonville, La. (Ascension Catholic)	73	Max Merril	OL	6-4	294	So.-SQ	Houston, Texas (Strake Jesuit)
18	Liona Lefau	LB	6-1	227	Fr-HS	Laie, Hawai'i (Kahuku)	74	Trevor Goosby	OL	6-7	285	Fr-HS	Melissa, Texas (Melissa)
18	Ryan Niblett	WR	5-10	183	Fr-HS	Houston, Texas (Eisenhower)	75	Jaydon Chatman	OL	6-4	308	Fr-HS	Harker Heights, Texas (Harker Heights)
18	Joe Tatum	QB	5-11	180	So.-SQ	Los Angeles, Calif. (Loyola)	76	Hayden Conner	OL	6-5	320	Jr-2L	Katy, Texas (Taylor)
19	Cole Lourd	QB	6-2	216	Jr-SQ	Los Angeles, Calif. (Brentwood School)	77	Andre Cojoe	OL	6-6	355	Fr-HS	Grand Prairie, Texas (Mansfield Timberview)
21	Kitan Crawford	DB	5-11	200	Sr-3L	Tyler, Texas (John Tyler)	78	Kelvin Banks Jr.	OL	6-4	324	So.-1L	Humble, Texas (Summer Creek)
23	Jahdae Barron	DB	5-11	192	Sr-3L	Austin, Texas (Connally)	79	Connor Stroh	OL	6-7	364	Fr-HS	Frisco, Texas (Wakeland)
23	Jaydon Blue	RB	6-0	191	Fr-RS	Houston, Texas (Klein Cain)	80	Malik Agbo	OL	6-4	294	Fr-RS	Federal Way, Wash. (Beamer)
24	Jonathon Brooks	RB	6-0	207	So.-1L	Hallettsville, Texas (Hallettsville)	81	Juan Davis	TE	6-4	219	Jr-2L	Fort Worth, Texas (Everman)
24	Warren Roberson	DB	6-0	193	Fr-HS	Red Oak, Texas (Red Oak)	82	Gus Asel	TE	6-1	226	Sr-SQ	Frisco, Texas (Reedy/Hendrix College)
25	Jelani McDonald	DB	6-2	198	Fr-HS	Waco, Texas (Connally)	83	Spencer Shannon	TE	6-7	241	Fr-HS	San Clemente, Calif. (Mater Dei)
26	Quintrevion Wisner	RB	6-0	185	Fr-HS	Glenn Heights, Texas (DeSoto)	84	Reece Beauchamp	WR	6-2	189	So.-SQ	Austin, Texas (Vandegriff)
27	Colin Page	RB	5-10	206	So.-SQ	Austin, Texas (Anderson)	85	Gunnar Helm	TE	6-5	250	Jr-2L	Englewood, Colo. (Cherry Creek)
27	Ryan Sanborn	P	6-3	211	Sr-TR*	San Diego, Calif. (Parker School/Stanford)	86	Paxton Anderson	WR	6-4	213	Sr-SQ	Dallas, Texas (Highland Park)
28	Jerrin Thompson	DB	6-0	191	Sr-3L	Lufkin, Texas (Lufkin)	86	Dorian Black	DL	5-10	270	Sr-TR	Harker Heights, Texas (Harker Heights/Morehouse College)
29	Carson Marshall	DB	6-0	188	So.-SQ	Katy, Texas (Katy)	87	Will Randle	TE	6-4	235	Fr-HS	New Orleans, La. (Isidore Newman)
29	Ky Woods	RB	5-9	175	So.-SQ	League City, Texas (Clear Springs)	88	Barryn Sorrell	EDGE	6-4	261	Jr-2L	New Orleans, La. (Holy Cross)
31	Billy Walton III	EDGE	6-3	225	Fr-HS	Grand Prairie, Texas (South Oak Cliff)	89	Ty Boatright	WR	6-0	178	Fr-HS	Kingwood, Texas (Kingwood)
32	Brady Sarkisian	LB	6-1	240	Fr-HS	Newport Beach, Calif. (Corona Del Mar)	90	Byron Murphy II	DL	6-1	308	Jr-2L	DeSoto, Texas (DeSoto)
33	David Gbenda	LB	6-0	225	Sr-3L	Katy, Texas (Cinco Ranch)	91	Ethan Burke	EDGE	6-6	257	So.-1L	Austin, Texas (Westlake)
35	Rett Andersen	WR	5-11	188	Fr-HS	San Antonio, Texas (Alamo Heights)	92	Colton Vasek	EDGE	6-5	242	Fr-HS	Austin, Texas (Westlake)
36	Quinn Merritt	WR	6-1	194	So.-SQ	Los Gatos, Calif. (Los Gatos)	93	T'Vondre Sweat	DL	6-4	362	Sr-4L*	Huntsville, Texas (Huntsville)
37	Morice Blackwell Jr.	LB	6-1	208	Jr-2L	Arlington, Texas (Martin)	94	Jaray Bledsoe	DL	6-4	274	Fr-RS	Marlin, Texas (Marlin)
37	Bryce Chambers	WR	6-1	203	Fr-HS	Austin, Texas (Westlake)	95	Alfred Collins	DL	6-5	317	Sr-3L	Bastrop, Texas (Cedar Creek)
38	Graham Gillespie	DB	6-0	197	So.-SQ	Cypress, Texas (Bridgeland)	96	Gabriel Lozano	K	6-1	185	Sr-SQ*	Austin, Texas (Westlake/Texas Tech)
38	Remy Patson	WR	5-9	172	So.-SQ	Austin, Texas (Regents School)	96	Zac Swanson	DL	6-4	270	Fr-RS	Phoenix, Ariz. (Brophy College Prep)
39	Ja'Faar Johnson Jr.	DB	5-11	186	So.-HS	Bastrop, Texas (Cedar Creek)	97	Kristopher Ross	DL	6-2	255	Fr-RS	Houston, Texas (North Shore)
39	Hamilton McMartin	WR	6-0	174	So.-SQ	Katy, Texas (Katy)	98	Trill Carter	DL	6-2	300	Sr-TR	Leesburg, Ga. (Crisp County/Minnesota)
40	Derion Gullette	LB	6-3	231	Fr-HS	Marlin, Texas (Teague)	99	Sydir Mitchell	DL	6-6	335	Fr-HS	Paterson, N.J. (Bergen Catholic)

*Super Senior

PRONUNCIATIONS

Malik Agbo.....	AHG-boh	David Gbenda.....	BEND-ah	Savion Red.....	SAY-vee-on
Tausili Akana.....	tau-SIH-lee ah-KHAN-ah	Trevor Goosby.....	GOOZ-bee	Keilan Robinson.....	KEE-lan
Jahdae Barron.....	zha-DAY	Jaylon Guilbeau.....	JAY-lon GILL-boh	Ja'Tavion Sanders.....	juh-TAY-vee-on
Morice Blackwell Jr.....	mahr-EECE	Derion Gullette.....	dair-EE-on guh-LET	Barryn Sorrell.....	BAER-in sore-ELL
Jaray Bledsoe.....	juh-RAY	Tate Haver.....	HAY-ver	T'Vondre Sweat.....	tuh-VOHN-dray SWET
X'Avion Brice.....	x-AY-vee-on	Brooks Kieschnick Jr.....	KEY-shnick	Michael Taaffe.....	TAF
Vernon Broughton.....	BRAWT-un	Liona Lefau.....	lee-ONG-gah leh-FAU	Neto Umeozulu.....	NAY-toe you-MOO-zah-low
S'Maje Burrell.....	suh-MAH-jay bur-EL	Adonai Mitchell.....	ADD-an-eye	Colton Vasek.....	VAH-sek
Andre Cojoe.....	COH-joe	Sydir Mitchell.....	sih-DEER	Quintrevion Wisner.....	WHYZ-ner
Kitan Crawford.....	KEE-tuhn	Isaiah Neyor.....	NAY-or	Xavier Worthy.....	x-ZAY-vee-er
Quinn Ewers.....	YOU-ers				

2023 ALPHABETICAL ROSTER

NO	NAME	POS	HT	WT	CL-EX	HOMETOWN (PREVIOUS SCHOOL)	NO	NAME	POS	HT	WT	CL-EX	HOMETOWN (PREVIOUS SCHOOL)
80	Malik Agbo	OL	6-4	294	Fr-RS	Federal Way, Wash. (Beamer)	18	Liona Lefau	LB	6-1	227	Fr-HS	Laie, Hawai'i (Kahuku)
46	Tausili Akana	EDGE	6-4	209	Fr-RS	Laie, Hawai'i (Skyridge [Utah])	19	Cole Loud	QB	6-2	216	Jr-SQ	Los Angeles, Calif. (Brentwood School)
7	BJ Allen Jr.	DB	6-1	205	Fr-RS	Aledo, Texas (Aledo)	44	Tannahill Love	LB	5-11	225	Sr-SQ	Fort Worth, Texas (All Saints)
35	Rett Andersen	WR	5-11	188	Fr-HS	San Antonio, Texas (Alamo Heights)	96	Gabriel Lozano	K	6-1	185	Sr-SQ*	Austin, Texas (Westlake/Texas Tech)
86	Paxton Anderson	WR	6-4	213	Sr-SQ	Dallas, Texas (Highland Park)	65	Jake Majors	OL	6-3	315	Jr-2L	Prosper, Texas (Prosper)
42	Ben Armstrong	DL	6-3	264	So.-SQ	Leander, Texas (Rouse)	43	Reed Malphurs	K	6-6	194	Fr-HS	Dallas, Texas (Hillcrest)
82	Gus Asel	TE	6-1	226	Sr-SQ	Frisco, Texas (Reedy/Hendrix College)	16	Arch Manning	QB	6-4	212	Fr-HS	New Orleans, La. (Isidore Newman)
45	Bert Auburn	K	6-0	183	Jr.-1L	Flower Mound, Texas (Flower Mound)	29	Carson Marshall	DB	6-0	188	So.-SQ	Katy, Texas (Katy)
78	Kelvin Banks Jr.	OL	6-4	324	So.-1L	Humble, Texas (Summer Creek)	63	Rick McBroom	OL	6-2	305	So.-SQ	Fort Worth, Texas (All Saints)
23	Jahdae Barron	DB	5-11	192	Sr.-3L	Austin, Texas (Connally)	25	Jelani McDonald	DB	6-2	198	Fr-HS	Waco, Texas (Connally)
4	CJ Baxter	RB	6-1	218	Fr-HS	Orlando, Fla. (Edgewater)	39	Hamilton McMartin	WR	6-0	174	So.-SQ	Katy, Texas (Katy)
48	Patrick Bayouth	TE	6-4	281	Sr.-1L*	Bellaire, Texas (Houston Episcopal)	73	Max Merril	OL	6-4	294	So.-SQ	Houston, Texas (Strake Jesuit)
84	Reece Beauchamp	WR	6-2	189	So.-SQ	Austin, Texas (Vandegrift)	36	Quinn Merritt	WR	6-1	194	So.-SQ	Los Gatos, Calif. (Los Gatos)
86	Dorian Black	DL	5-10	270	Sr.-TR	Harker Heights, Texas (Harker Heights/Morehouse College)	49	Thatcher Milton	WR	5-10	183	Jr.-SQ	Cypress, Texas (Cy-Fair)
37	Morice Blackwell Jr.	LB	6-1	208	Jr.-2L	Arlington, Texas (Martin)	5	Adonai Mitchell	WR	6-4	196	Jr.-TR	Missouri City, Texas (Cane Ridge/Georgia)
94	Jaray Bledsoe	DL	6-4	274	Fr-RS	Marlin, Texas (Marlin)	99	Sydir Mitchell	DL	6-6	335	Fr-HS	Paterson, N.J. (Bergen Catholic)
23	Jaydon Blue	RB	6-0	191	Fr-RS	Houston, Texas (Klein Cain)	11	DeAndre Moore Jr.	WR	6-0	194	Fr-HS	Anaheim, Calif. (St. John Bosco)
89	Ty Boatright	WR	6-0	178	Fr-HS	Kingwood, Texas (Kingwood)	5	Malik Muhammad	DB	6-0	181	Fr-HS	DeSoto, Texas (South Oak Cliff)
14	X'Avion Brice	DB	6-1	183	Fr-RS	Arlington, Texas (Seguin)	6	Maalik Murphy	QB	6-5	238	Fr-RS	Inglewood, Calif. (Junipero Serra)
24	Jonathon Brooks	RB	6-0	207	So.-1L	Hallettsville, Texas (Hallettsville)	90	Byron Murphy II	DL	6-1	308	Jr.-2L	DeSoto, Texas (DeSoto)
8	Terrance Brooks	DB	6-0	200	So.-1L	Little Elm, Texas (Little Elm)	9	Isaiah Neyor	WR	6-3	215	Sr-SQ	Fort Worth, Texas (Arlington Lamar/Wyoming)
45	Vernon Broughton	DL	6-4	291	Jr.-2L	Houston, Texas (Cypress Ridge)	18	Ryan Niblett	WR	5-10	183	Fr-HS	Houston, Texas (Eisenhower)
53	Aaron Bryant	DL	6-2	301	Fr-RS	Southaven, Miss. (Southaven)	27	Colin Page	RB	5-10	206	So.-SQ	Austin, Texas (Anderson)
91	Ethan Burke	EDGE	6-6	257	So.-1L	Austin, Texas (Westlake)	38	Remy Patson	WR	5-9	172	So.-SQ	Austin, Texas (Regents School)
15	S'Maje Burrell	LB	6-0	219	Fr-HS	Fort Worth, Texas (North Crowley)	87	Will Randle	TE	6-4	235	Fr-HS	New Orleans, La. (Isidore Newman)
43	Jett Bush	LB	6-2	242	Sr.-4L*	Houston, Texas (Strake Jesuit)	49	Ian Ratliff	P	5-11	177	Fr-HS	Humble, Texas (Atascosita)
8	Casey Cain	WR	6-3	197	So.-1L	New Orleans, La. (Warren Easton)	17	Savion Red	RB	5-10	214	So.-1L	Grand Prairie, Texas (Grand Prairie)
52	DJ Campbell	OL	6-3	343	So.-1L	Arlington, Texas (Bowie)	57	Christian Rizzi	DS	5-11	225	Jr.-SQ	Metairie, La. (Metairie Park Country Day)
98	Trill Carter	DL	6-2	300	Sr.-TR	Leesburg, Ga. (Crisp County/Minnesota)	24	Warren Roberson	DB	6-0	193	Fr-HS	Red Oak, Texas (Red Oak)
11	Jalen Catalan	DB	5-10	202	Sr.-TR	Mansfield, Texas (Legacy/Arkansas)	62	Connor Robertson	OL	6-4	319	Fr-RS	Austin, Texas (Westlake)
37	Bryce Chambers	WR	6-1	203	Fr-HS	Austin, Texas (Westlake)	7	Keilan Robinson	RB	5-9	188	Sr.-2L	Washington, D.C. (St. John's/Alabama)
75	Jaydon Chatman	OL	6-4	308	Fr-HS	Harker Heights, Texas (Harker Heights)	97	Kristopher Ross	DL	6-2	255	Fr-RS	Houston, Texas (North Shore)
77	Andre Cojoe	OL	6-6	355	Fr-HS	Grand Prairie, Texas (Mansfield Timberview)	27	Ryan Sanborn	P	6-3	211	Sr.-TR*	San Diego, Calif. (Parker School/Stanford)
95	Alfred Collins	DL	6-5	317	Sr.-3L	Bastrop, Texas (Cedar Creek)	0	Ja'Tavion Sanders	TE	6-4	243	Jr.-2L	Denton, Texas (Ryan)
76	Hayden Conner	OL	6-5	320	Jr.-2L	Katy, Texas (Taylor)	32	Brady Sarkisian	LB	6-1	240	Fr-HS	Newport Beach, Calif. (Corona Del Mar)
2	Johnntay Cook II	WR	6-0	186	Fr-HS	DeSoto, Texas (DeSoto)	83	Spencer Shannon	TE	6-7	241	Fr-HS	San Clemente, Calif. (Mater Dei)
21	Kitan Crawford	DB	5-11	200	Sr.-3L	Tyler, Texas (John Tyler)	55	Winston Smith	LB	6-1	202	So.-SQ	Houston, Texas (Memorial)
81	Juan Davis	TE	6-4	219	Jr.-2L	Fort Worth, Texas (Everman)	88	Barryn Sorrell	EDGE	6-4	261	Jr.-2L	New Orleans, La. (Holy Cross)
3	Quinn Ewers	QB	6-2	195	So.-1L	Southlake, Texas (Carroll/Ohio State)	58	Lance St. Louis	DS	6-0	219	So.-1L	Gilbert, Ariz. (Williams Field)
47	Charlie Feris	K	6-2	196	So.-SQ	Houston, Texas (Cypress Ranch)	15	Will Stone	K	6-0	194	So.-1L	Austin, Texas (Regents School)
1	Justice Finkley	EDGE	6-2	250	So.-1L	Trussville, Ala. (Hewitt-Trussville)	79	Connor Stroh	OL	6-7	364	Fr-HS	Frisco, Texas (Wakeland)
50	Michael Flanagan	LB	6-2	241	So.-SQ	Frisco, Texas (Wakeland)	96	Zac Swanson	DL	6-4	270	Fr-RS	Phoenix, Ariz. (Brophy College Prep)
41	Jaylan Ford	LB	6-3	242	Sr.-3L	Frisco, Texas (Lone Star)	93	T'Vondre Sweat	DL	6-4	362	Sr.-4L*	Huntsville, Texas (Huntsville)
33	David Gbenda	LB	6-0	225	Sr.-3L	Katy, Texas (Cinco Ranch)	64	Robert Sweeney	OL	6-5	269	Fr-HS	Dallas, Texas (Highland Park)
38	Graham Gillespie	DB	6-0	197	So.-SQ	Cypress, Texas (Bridgeland)	16	Michael Taaffe	DB	6-0	189	So.-1L	Austin, Texas (Westlake)
74	Trevor Goosby	OL	6-7	285	Fr-HS	Melissa, Texas (Melissa)	17	J'Mond Tapp	EDGE	6-3	266	Fr-RS	Donaldsville, La. (Ascension Catholic)
61	Sawyer Goram-Welch	OL	6-4	307	Jr.-1L	Longview, Texas (Longview)	18	Joe Tatum	QB	5-11	180	So.-SQ	Los Angeles, Calif. (Loyola)
3	Jaylon Guilbeau	DB	6-0	180	So.-1L	Port Arthur, Texas (Memorial)	28	Jerrin Thompson	DB	6-0	191	Sr.-3L	Lufkin, Texas (Lufkin)
40	Derion Gullette	LB	6-3	231	Fr-HS	Marlin, Texas (Teague)	13	Larry Turner-Gooden	DB	6-0	204	Fr-RS	South Central Los Angeles, Calif. (Bishop Aleman)
52	Tate Haver	DS	6-0	226	Fr-HS	Westlake Village, Calif. (Oaks Christian)	72	Neto Umoezulu	OL	6-4	311	Fr-RS	Allen, Texas (Allen)
85	Gunnar Helm	TE	6-5	250	Jr.-2L	Englewood, Colo. (Cherry Creek)	92	Colton Vasek	EDGE	6-5	242	Fr-HS	Austin, Texas (Westlake)
0	Anthony Hill Jr.	LB	6-3	234	Fr-HS	Denton, Texas (Ryan)	31	Billy Walton III	EDGE	6-3	225	Fr-HS	Grand Prairie, Texas (South Oak Cliff)
9	Gavin Holmes	DB	5-11	177	Jr.-TR	New Orleans, La. (Archbishop Rummel/Wake Forest)	6	Ryan Watts	DB	6-3	206	Sr.-1L	Little Elm, Texas (Little Elm/Ohio State)
54	Cole Hutson	OL	6-5	318	So.-1L	Frisco, Texas (Frisco)	13	Jordan Whittington	WR	6-1	204	Sr.-3L	Cuero, Texas (Cuero)
39	Ja'Faar Johnson Jr.	DB	5-11	186	So.-HS	Bastrop, Texas (Cedar Creek)	56	Cameron Williams	OL	6-5	369	So.-1L	Duncanville, Texas (Duncanville)
70	Christian Jones	OL	6-6	321	Sr.-4L*	Cypress, Texas (Cypress Woods)	2	Derek Williams Jr.	DB	6-2	191	Fr-HS	New Iberia, La. (Westgate)
4	Austin Jordan	DB	6-0	198	So.-1L	Denton, Texas (Ryan)	26	Quintrevion Wisner	RB	6-0	185	Fr-HS	Glenn Heights, Texas (DeSoto)
68	Brooks Kieschnick Jr.	OL	6-3	242	Fr-HS	San Antonio, Texas (Alamo Heights)	29	Ky Woods	RB	5-9	175	So.-SQ	League City, Texas (Clear Springs)
71	Payton Kirkland	OL	6-6	350	Fr-HS	Orlando, Fla. (Dr. Phillips)	1	Xavier Worthy	WR	6-1	172	Jr.-2L	Fresno, Calif. (Central East)
51	Marshall Landwehr	LB	6-0	226	Jr.-SQ	Dallas, Texas (Highland Park)	14	Charles Wright	QB	6-1	203	So.-1L	Austin, Texas (Austin)

*Super Senior

PRONUNCIATIONS

Malik Agbo.....AHG-boh
 Tausili Akana.....tau-SIH-lee ah-KHAN-ah
 Jahdae Barron.....zha-DAY
 Morice Blackwell Jr.....mahR-EECE
 Jaray Bledsoe.....juh-RAY
 X'Avion Brice.....x-AY-vee-on
 Vernon Broughton.....BRAWT-un
 S'Maje Burrell.....suh-MAH-jay bur-EL
 Andre Cojoe.....COH-joe
 Kitan Crawford.....KEE-tuhn
 Quinn Ewers.....YOU-ers

David Gbenda.....BEND-ah
 Trevor Goosby.....GOOZ-bee
 Jaylon Guilbeau.....JAY-lon GILL-boh
 Derion Gullette.....dair-EE-on guh-LET
 Tate Haver.....HAY-ver
 Brooks Kieschnick Jr.....KEY-shnick
 Liona Lefau.....lee-ONG-gah leh-FAU
 Adonai Mitchell.....ADD-an-eye
 Sydir Mitchell.....sih-DEER
 Isaiah Neyor.....NAY-or

Savion Red.....SAY-vee-on
 Keilan Robinson.....KEE-lan
 Ja'Tavion Sanders.....juh-TAY-vee-on
 Barryn Sorrell.....BAER-in sore-ELL
 T'Vondre Sweat.....tuh-VOHN-dray SWET
 Michael Taaffe.....TAF
 Neto Umoezulu.....NAY-toe you-MOO-zah-low
 Colton Vasek.....VAH-sek
 Quintrevion Wisner.....WHYZ-ner
 Xavier Worthy.....x-ZAY-vee-er

THE LAST TIME ... TEXAS

TEAM	LAST TIME	SPAN
Scored 50-59	55-14 • at Kansas (11/19/2022)	9 games
Scored 60-69	69-31 • at Kansas State (12/5/2020)	33 games
Scored 70+	70-35 • Texas Tech (9/25/2021)	27 games
Scored <10	7-30 • at Iowa State (11/6/2021)	23 games
Scored <7	3-38 • at Notre Dame (9/5/2015)	105 games
Was shutout	0-24 • at Iowa State (10/31/2015)	98 games
Was shutout (home)	0-30 • Houston (11/6/1976)	266 home
Shutout opponent	49-0 • vs. Oklahoma (10/8/2022)	14 games
Shutout opponent (home)	58-0 • Rice (9/18/2021)	15 home
Shutout opponent (road)	23-0 • at Kansas (9/27/2014)	45 road
Shutout opponent (neutral)	49-0 • vs. Oklahoma (10/8/2022)	2 games
Shutout a Big 12 opponent	49-0 • vs. Oklahoma (10/8/2022)	10 games
Shutout by Big 12 opponent	0-24 • at Iowa State (10/31/2015)	72 games
300-399 yards rushing	336 • Kansas (9/30/2023)	2 games
400+ yards rushing	427 • at Kansas (11/19/2022)	9 games
<100 yards rushing	51 • vs. Washington (12/29/2022)	7 games
<0 yds rushing	-7 • vs. Oklahoma (10/07/2000)	315 games
300-399 passing yards	371 • vs. Oklahoma (10/7/2023)	1 game
400-499 passing yards	410 • Kansas (11/13/2021)	22 games
500-599 total yards	527 • vs. Oklahoma (10/7/2023)	1 game
600+ total yards	661 • Kansas (9/30/2023)	2 games
<200 yards total offense	199 • TCU (11/12/2022)	10 games
<100 yards total offense	59 • vs. Arkansas (12/29/2014)	106 games
100-yard rusher & 100-yard receiver	129 rush, Jonathon Brooks; 115 rec, Jordan Whittington; 108 rec, Xavier Worthy • vs. Oklahoma (10/7/2023)	1 game
30+ first downs	33 • Kansas (9/30/2023)	2 games
100+ penalty yards	119 • at Oklahoma State (10/31/2022)	12 games
2+ fumbles lost	2 • at Baylor (9/23/2023)	3 games
Scored a safety	Rice (9/18/2021)	29 games
Allowed a safety	Baylor (11/25/2022)	8 games
Scored a 1-point safety	Texas A&M (11/26/2004)	237 games
Forced turnovers on 3+ consecutive drives	3 (INT, Fumble, Fumble) • vs. Oklahoma (10/10/2020)	38 games
Forced 5+ turnovers	5 (3 INT, 2 FR) • Rice (9/12/2015)	104 games
Committed 5+ turnovers	5 • at West Virginia (11/14/2015)	95 games
4+ interceptions	4 • at West Virginia (10/5/2019)	49 games
Forced 2+ fumbles	3 • at Kansas State (11/5/2022)	11 games
2+ defensive TD's	Oklahoma State (9/26/2015)	99 games
	34-yard fumble return by Hassan Ridgeway, 41-yd interception return by Holton Hill	
Defensive & special teams TD	ULM (9/3/2022)	19 games
	9-yard INT by D'Shawn Jamison, 12-yd blocked punt return by Keilan Robinson	
4 TD's in game	Bijan Robinson (4 rush) • at Kansas (11/19/2022)	9 games
Player with a passing and receiving touchdown	Xavier Worthy • West Virginia (10/1/2022)	15 games
300-yard passer, 200-yard rusher, 100-yard receiver	Kansas (9/30/2023)	2 games
	325 passing by Quinn Ewers, 218 rushing by Jonathon Brooks, 141 receiving by Adonai Mitchell	
300-yard passer, 100-yard rusher, two 100-yard receivers	vs. Oklahoma (10/7/2023)	1 game
	346 passing by Quinn Ewers, 129 rushing by Jonathon Brooks, 115 receiving by Jordan Whittington, 108 receiving by Xavier Worthy	

RUSHING	LAST TIME	SPAN
100-199 yards	129 by Jonathon Brooks • vs. Oklahoma (10/7/2023)	1 game
200-299 yards	218 by Jonathon Brooks • Kansas (9/30/2022)	2 games
300-399 yards	341 by D'Onta Foreman • Texas Tech (11/6/2016)	84 games
2 players w/ 100+ yards	242 by Bijan Robinson; 108 by Jonathon Brooks • at Kansas (11/19/2022)	9 games
30+ attempts	30 by Bijan Robinson • at Kansas State (11/5/2022)	11 games
Consecutive 100-yard games	Jonathon Brooks • 164 Wyoming; 106 at Baylor; 218 Kansas; 129 vs. Oklahoma (9/16/2023, 9/23/2023, 9/30/2023, 10/7/2023)	1 game
Consecutive 200-yard games	D'Onta Foreman • Baylor & at Texas Tech (2016)	84 games
50-59 yard run	52 by Roschon Johnson • at Oklahoma State (10/22/2022)	12 games
60-69 yard run	67 by Jonathon Brooks • Kansas (9/30/2023)	2 games
70-79 yard run	70 by Jonathon Brooks • at Kansas (11/19/2022)	9 games
80-89 yard run	81 by D'Onta Foreman • vs. Oklahoma (10/10/2015)	98 games
90+ yard run	91 by Chris Warren III • Texas Tech (11/26/2015)	91 games
3+ touchdowns	4 by Bijan Robinson • at Kansas (11/19/2022)	9 games
4+ touchdowns	4 by Bijan Robinson • at Kansas (11/19/2022)	9 games
2 players w/ 3+ touchdowns	3 by Bijan Robinson; 3 by Roschon Johnson • at Kansas State (12/5/2020)	32 games
3 players w/ 60+ yard runs	72 by Roschon Johnson; 65 by Keilan Robinson; 62 by Bijan Robinson • Rice (9/18/2021)	28 games
4 players w/ rushing TD	3 by Bijan Robinson, 1 by Roschon Johnson; 1 by Keilan Robinson; 1 by Jonathon Brooks • Rice (9/18/2021)	28 games

PASSING	LAST TIME	SPAN
300-399 yards	346 by Quinn Ewers • vs. Oklahoma (10/7/2023)	1 game
400+ yards	426 by Sam Ehlinger • UTEP (9/12/2020)	40 games
40-49 attempts	47 by Quinn Ewers • vs. Washington (12/29/2022)	7 games
50+ attempts	53 by Sam Ehlinger • vs. Oklahoma (10/10/2020)	38 games
25+ completions	31 by Quinn Ewers • vs. Oklahoma (10/7/2023)	1 game
3+ touchdowns	3 by Quinn Ewers • at Alabama (9/9/2021)	5 games
4+ touchdowns	4 by Quinn Ewers • vs. Oklahoma (10/8/2022)	14 games
5+ touchdowns	6 by Casey Thompson • Kansas (11/13/2021)	22 games
6+ touchdowns	6 by Casey Thompson • Kansas (11/13/2021)	22 games
Consecutive 4+ TD games	3, 5-5-4 by Sam Ehlinger • vs. UTEP, at Texas Tech, vs. TCU (9/12-10/3/2020)	39 games
Consecutive 5+ TD games	2, 5-5 by Sam Ehlinger • vs. UTEP, at Texas Tech (9/12-9/26/2020)	40 games
Consecutive 300+ yd games	by Quinn Ewers • vs. Oklahoma (10/7/2023)	1 game
50-59 yard completion	50 by Quinn Ewers to Johntay Cook II • at Baylor (9/23/2023)	3 games
60-69 yard completion	63 by Casey Thompson to Xavier Worthy • at Baylor (9/25/2021)	24 games
70-79 yard completion	75 by Casey Thompson to Xavier Worthy • vs. Oklahoma (10/9/2021)	26 games
80-89 yard completion	80 by Shane Buechele to Devin Duvernay • at Kansas State (10/22/2016)	86 games
90+ yard completion	90 by Sam Ehlinger to John Burk • Oklahoma State (10/21/2017)	75 games

RECEIVING	LAST TIME	SPAN
100-199 yards	115 by Jordan Whittington; 108 by Xavier Worthy • vs. Oklahoma (10/7/2023)	1 game
200+ yards	261 by Xavier Worthy • vs. Oklahoma (10/9/2021)	26 games
2 players w/ 100+ yards	115 by Jordan Whittington; 108 by Xavier Worthy • vs. Oklahoma (10/7/2023)	1 game
10+ receptions	10 by Jordan Whittington • vs. Oklahoma (10/7/2023)	1 game
15+ receptions	15 by Jordan Shipley • Oklahoma State (10/25/2008)	190 games
Consecutive 100-yard games	D. Duvernay • Kansas, at TCU, K-State, Iowa State (11/9/2019)	45 games
3+ Consecutive 100-yard games	D. Duvernay • Kansas, at TCU, K-State, Iowa State (11/9/2019)	45 games
4+ Consecutive 100-yard games	D. Duvernay • Kansas, at TCU, K-State, Iowa State (11/9/2019)	45 games
50-59 yard reception	51 by Johntay Cook II • at Baylor (9/23/2023)	3 games
60-69 yard reception	63 by Xavier Worthy • at Baylor (10/30/2021)	25 games
70-79 yard reception	75 by Xavier Worthy • vs. Oklahoma (10/9/2021)	26 games
80-89 yard reception	80 by Devin Duvernay • at Kansas State (10/22/2016)	86 games
90+ yard reception	90 by John Burk • Oklahoma State (10/21/2017)	74 games
3+ touchdowns	3 by Xavier Worthy • Kansas (11/13/2021)	22 games

SPECIAL TEAMS	LAST TIME	SPAN
50-59 yard field goal	50 by Cameron Dicker • at West Virginia (11/20/2021)	21 games
60+ yard field goal	60 by Russell Erxleben • Texas Tech (10/29/1977)	566 games
Made 3+ field goals	3 by Bert Auburn • vs. Oklahoma (10/7/2023)	1 game
Made 7+ PAT's	7 by Bert Auburn • at Kansas (11/19/2022)	9 games
Made 9+ PAT's	10 by Cameron Dicker • Texas Tech (11/9/2019)	28 games
60-69 yard punt	61 by Daniel Trejo • Alabama (9/10/2022)	18 games
70+ yard punt	79 by Cameron Dicker • vs. Oklahoma State (10/16/2021)	25 games
Missed PAT	by Cameron Dicker • Kansas State (11/6/2021)	19 games
TD on kickoff return	100 by D'Shawn Jamison • at Oklahoma State (10/31/2020)	36 games
TD on punt return	90 by D'Shawn Jamison • Kansas State (9/29/2018)	64 games
90-99 yard kickoff return	98 by D'Shawn Jamison • at Kansas State (12/5/2020)	33 games
50-69 yard punt return	53 by Brandon Jones • Kansas State (11/9/2019)	46 games
70+ yard punt return	71 by D'Shawn Jamison • vs. Utah (12/31/2019)	32 games
2+ TD on kickoff return	NEVER	
TD on kickoff return to start game	88 by Greg Lott • at Texas Tech (9/24/1966)	681 games
Consecutive games with special teams TD	by Fozzy Whittaker (2011)	151 games
	100 KR vs. Oklahoma & 100 KR Oklahoma State	
Recovered on-side kick	by Malcolm Epps • at Texas Tech (9/26/2020)	40 games
2-point conversion	Sam Ehlinger pass to Cade Brewer • at Oklahoma State (10/31/2020)	36 games
Defensive 2-point conversion	D'Shawn Jamison • Kansas (10/19/2019)	47 games
Blocked PAT	Keondre Coburn • Louisiana (9/4/2021)	31 games
Blocked FG	Kitan Crawford • TCU (11/12/2022)	10 games
Blocked punt	by Kitan Crawford • vs. Oklahoma (11/26/2021)	1 game
2+ Consecutive Games w/ blocked punt	Iowa State; Oklahoma State (10/22/2022)	12 games
TD on blocked FG	46 by Anthony Wheeler • USC (9/15/2018)	66 games
TD on blocked punt	0 yd return by Malik Muhammad • vs. Oklahoma (10/7/2023)	1 game
Safety on a blocked punt	TEAM • Rice (9/18/2021)	28 games

DEFENSE	LAST TIME	SPAN
10-14 tackles	11 by Jahdae Barron • vs. Oklahoma (10/7/2023)	1 game
15+ tackles	15 by Jaylan Ford • UTSA (9/17/2022)	17 games
10+ solo tackles	10 by Jaylan Ford • UTSA (9/17/2022)	17 games
4+ tackles for loss	6 by Joseph Ossai • at Oklahoma State (10/31/2020)	36 games
5+ tackles for loss	6 by Joseph Ossai • at Oklahoma State (10/31/2020)	36 games
6+ tackles for loss	6 by Joseph Ossai • at Oklahoma State (10/31/2020)	36 games
3+ sacks	3.0 by Joseph Ossai • at Oklahoma State (10/31/2020)	36 games
4+ sacks	4.5 by Alex Okafor • vs. Oregon State (12/29/2012)	132 games
2+ interceptions	2 by D'Shawn Jamison • at West Virginia (10/5/2019)	50 games
2+ fumble recoveries	2 by John Bonney • at Baylor (10/28/2017)	74 games
TD on interception return	27 by Jerrin Thompson • Wyoming (9/16/2023)	4 games
TD on fumble return	48 by Jahdae Barron • TCU (11/12/2022)	10 games
Sack, forced fumble and fumble recovery on same play	by Anthony Cook • at TCU (10/2/2021)	27 games
Interception and a fumble recovery	by Jaylan Ford • at Kansas State (11/5/2022)	11 games

THE LAST TIME ... OPPONENTS

TEAM	LAST TIME	SPAN
Scored 50-59.....	56-57 (OT) • Kansas (11/13/2021).....	23 games
Scored 60-69.....	21-63 • vs. Oklahoma (10/13/2012).....	141 games
Scored 70+.....	NEVER.....	NEVER
Scored <10.....	6-38 • at Baylor (9/23/2023).....	3 games
Scored <7.....	6-38 • at Baylor (9/23/2023).....	3 games
300+ yards rushing.....	339 • vs. Oklahoma (10/9/2021).....	27 games
<100 yards rushing.....	14 • at Houston (10/21/2023).....	LAST GAME
<0 yards rushing.....	5 • USC (9/15/2018).....	67 games
300-399 passing yards.....	378 • at Houston (10/21/2023).....	LAST GAME
400+ passing yards.....	400 • at Oklahoma State (10/31/2020).....	36 games
<100 passing yards.....	39 • vs. Oklahoma (10/8/2022).....	14 games
500-599 total yards.....	535 • at Oklahoma State (10/22/2022).....	12 games
600+ total yards.....	662 • vs. Oklahoma (10/9/2021).....	26 games
100-199 total yards.....	176 • Rice (9/2/2023).....	6 games
<100 total yards.....	94 • North Texas (8/30/2014).....	120 games
30+ first downs.....	32 • at Oklahoma State (10/22/2022).....	12 games
100+ penalty yards.....	100 • Alabama (9/10/2022).....	18 games
2+ fumbles lost.....	3 • at TCU (10/2/2021).....	27 games
Scored a safety.....	Baylor (11/25/2022).....	8 games
4+ interceptions.....	4 • at TCU (10/26/2019).....	47 games
2+ non-offensive TDs.....	40-yard fumble return, 33-yard interception return • TCU (11/27/2014).....	107 games
3 total touchdowns (rush+rec).....	3 rushing by Dominic Richardson • at Oklahoma State (10/22/2022).....	12 games
4+ total touchdowns (rush+rec).....	3 rushing, 1 receiving by Devin Neal • Kansas (11/13/2021).....	22 games

RUSHING	LAST TIME	SPAN
100-199 yards.....	113 by Dillon Gabriel • vs. Oklahoma (10/7/2023).....	1 game
200-299 yards.....	217 by Kennedy Brooks • vs. Oklahoma (10/9/2021).....	26 games
300+ yards.....	317 by Rashaan Salaam • Colorado (10/1/1994).....	372 games
3+ touchdowns.....	3 by Dominic Richardson • at Oklahoma State (10/22/2022).....	12 games
30+ attempts.....	33 by Leddie Brown • at West Virginia (11/20/2021).....	21 games
50-59 yard run.....	51 by Jaden Nixon • at Oklahoma State (10/22/2022).....	12 games
60-69 yard run.....	62 by Harrison Waylee • Wyoming (9/16/2023).....	4 games
70-79 yard run.....	75 by Kendre Miller • TCU (11/12/2022).....	10 games
80+ yard run.....	81 by Jase McClellan • Alabama (9/10/2022).....	18 games


PASSING	LAST TIME	SPAN
300-399 yards.....	378 by Donovan Smith • at Houston (10/21/2023).....	LAST GAME
400+ yards.....	400 by Spencer Sanders • at Oklahoma State (10/31/2020).....	35 games
40-49 attempts.....	46 by Donovan Smith • at Houston (10/21/2023).....	LAST GAME
50+ attempts.....	54 by Michael Penix Jr. • vs. Washington (12/29/2022).....	7 games
25+ completions.....	32 by Donovan Smith • at Houston (10/21/2023).....	LAST GAME
3+ touchdowns.....	3 by Donovan Smith • at Houston (10/21/2023).....	LAST GAME
4+ touchdowns.....	4 by Spencer Sanders • at Oklahoma State (10/31/2020).....	36 games
5+ touchdowns.....	5 by Alan Bowman • at Texas Tech (9/26/2020).....	40 games
6+ touchdowns.....	6 by Kliff Kingsbury • Texas Tech (11/16/2002).....	267 games
50-59 yard completion.....	51 by Donovan Smith • at Houston (10/21/2023).....	LAST GAME
60-69 yard completion.....	62 by Adrian Martinez • at Kansas State (11/5/2022).....	9 games
70-79 yard completion.....	75 by Brock Purdy • at Iowa State (11/16/2019).....	44 games
80+ yard completion.....	97 by Sam B. Richardson • Iowa State (10/3/2013).....	125 games

RECEIVING	LAST TIME	SPAN
100-199 yards.....	130 by Jalil Farrow • vs. Oklahoma (10/7/2023).....	1 game
200+ yards.....	222 by Tylan Wallace • vs. Oklahoma State (10/27/2018).....	61 games
2 players w/ 100+ yards.....	150 by K. Carter, 135 by E. Ezukanma • vs. Texas Tech (11/29/2019).....	43 games
3 players w/ 100+ yards.....	163 by J. Jefferson, 147 by J. Chase, 123 by T. Marshall • LSU (9/7/2019).....	53 games
15+ receptions.....	16 by Kevin White • West Virginia (11/8/2014).....	108 games
50-59 yard reception.....	51 by Samuel Brown • at Houston (10/21/2023).....	LAST GAME
60-69 yard reception.....	62 by Malik Knowles • at Kansas State (11/5/2022).....	11 games
70-79 yard reception.....	75 by Deshaunte Jones • at Iowa State (11/16/2019).....	45 games
80+ yard reception.....	97 by Quenton Bundrage • Iowa State (10/3/2013).....	126 games
3+ touchdowns.....	3 by CeeDee Lamb • vs. Oklahoma (10/12/2019).....	49 games

SPECIAL TEAMS	LAST TIME	SPAN
50-59 yard field goal.....	51 by Will Reichard • Alabama (9/9/2023).....	5 games
60+ yard field goal.....	67 by Steve Little • Arkansas (10/15/1977).....	567 games
Made 3+ field goals.....	3 by Will Reichard • Alabama (9/9/2023).....	5 games
Made 7+ PAT's.....	7 by Jacob Borcila • Kansas (11/9/2019).....	22 games
60-69 yard punt.....	61 by James Burnip • at Alabama (9/9/2023).....	5 games
70+ yard punt.....	85 by Michael Turk • vs. Oklahoma (10/9/2021).....	26 games
Missed PAT.....	by Ben Grogan • at Oklahoma State (10/1/2016).....	90 games
TD on kickoff return.....	91 by Alex Ross • Kansas State (11/9/2019).....	46 games
TD on punt return.....	73 by Jeff Scott • Ole Miss (9/14/2013).....	130 games
2-point conversion.....	Isaiah Bond pass from Jalen Milroe • at Alabama (9/9/2023).....	5 games
Defensive 2-point conversion.....	at Oklahoma State (10/1/2016).....	91 games
Blocked PAT.....	vs. Oklahoma (12/1/2018).....	56 games
Blocked FG.....	by Will Anderson Jr. • Alabama (9/10/2022).....	17 games
Blocked Punt.....	by Edefuan Ulofoshio • vs. Washington (12/29/2022).....	7 games
TD on blocked FG.....	71 by Antoine Brooks, Jr. • Maryland (9/2/2017).....	79 games
TD on blocked punt.....	6 by Ghaali Muhammad • Wyoming (9/12/2009).....	182 games
TD on fumbled punt.....	0 yd return by Xavier Martin • at Texas Tech (9/26/2020).....	40 games

DEFENSE	LAST TIME	SPAN
10+ tackles.....	11 by Malik Robinson • at Houston (10/21/2023).....	LAST GAME
5+ tackles for loss.....	7 by Ndamukong Suh • vs. Nebraska (12/5/2009).....	170 games
4+ sacks.....	4.5 by Ndamukong Suh • vs. Nebraska (12/5/2009).....	170 games
2+ interceptions.....	2 by Jason Taylor II • at Oklahoma State (10/22/2022).....	11 games
2+ fumble recoveries.....	2 by Ian Campbell • Kansas State (11/11/2006).....	211 games
TD on interception return.....	31 by Jacobee Bryant • Kansas (11/13/2021).....	21 games
TD on fumble return.....	16 by Gabe Hall • Baylor (11/25/2022).....	7 games

2023 BOX SCORES

	GAME ONE
	Sept. 2, 2023 Austin, Texas Attendance: 98,017 TV: FOX
RICE NR/NR	10
TEXAS 11/12	37

Score by Quarters	1	2	3	4	OT	Score
Rice	3	0	0	7	-	10
Texas	7	9	21	0	-	37

Scoring Summary

Qtr	Time	Team	Summary
1st	10:07	RICE	T. Horn 43 yd field goal 6-8 2:53, RICE 3 - UT 0
	07:27	UT	J. Brooks 37 yd pass from Q. Ewers (B. Auburn kick) 6-75 2:40, RICE 3 - UT 7
2nd	12:59	UT	B. Auburn 27 yd field goal 9-50 3:41, RICE 3 - UT 10
	07:51	UT	B. Auburn 46 yd field goal 7-36 2:02, RICE 3 - UT 13
	00:00	UT	B. Auburn 49 yd field goal 16-66 4:25, RICE 3 - UT 16
3rd	09:37	UT	A. Mitchell 9 yd pass from Q. Ewers (B. Auburn kick) 8-62 3:40, RICE 3 - UT 23
	05:33	UT	J. Sanders 44 yd pass from Q. Ewers (B. Auburn kick) 1-44 0:08, RICE 3 - UT 30
	00:57	UT	Q. Ewers 1 yd run (B. Auburn kick) 9-54 5:22, RICE 10 - UT 37
4th	03:04	RICE	J. Brooks 19 yd run (B. Auburn kick) 11-62 5:22, RICE 10 - UT 37

	RICE	UT
FIRST DOWNS	8	24
RUSHES-YARDS (NET)	25-27	39-158
PASSING YDS (NET)	149	300
Passes Comp-Att-Int	14-26-2	22-36-0
TOTAL OFFENSE PLAYS-YARDS	51-176	75-458
Fumble Returns-Yards	0-0	0-0
Punt Returns-Yards	0-0	1-21
Kickoff Returns-Yards	2-26	1-13
Interception Returns-Yards	0-0	2-0
Punts (Number-Avg)	5-45.0	2-44.5
Fumbles-Lost	1-1	0-0
Penalties-Yards	5-25	5-40
Possession Time	28:24	31:36
Third-Down Conversions	4 of 13	6 of 15
Fourth-Down Conversions	1 of 2	1 of 3
Red-Zone Scores-Chances	1-1	4-5
Sacks By: Number-Yards	2-19	2-15


RUSHING: Rice-Connors, Dean 8-23; Devones, Tre'shon 1-6; Alexander, Daelen 2-4; Walker, Braylen 1-2; Otoviano, Juma 6-1; McCaffrey, Luke 2-(-1); Jackson, Quinton 1-(-2); Daniels, JT 4-(-6). Texas-Blue, Jaydon 10-55; Brooks, Jonathon 12-52; Baxter, CJ 5-38; Ewers, Quinn 8-12; Robinson, Keilan 1-3; Red, Savion 3-(-2).

PASSING: Rice-Daniel, JT 14-26-2-149. Texas-Ewers, Quinn 19-30-0-260; Murphy, Maalik 3-5-0-40; TEAM 0-1-0-0.

RECEIVING: Rice-Groen, Boden 4-28; Walker, Braylen 2-47; McCaffrey, Luke 2-22; Connors, Dean 2-7; Johnson-McCray, JoVoni 2-14; Otoviano, Juma 1-13; Jackson, Quinton 1-9; Campbell, Kobie 1-9. Texas-Worthy, Xavier 7-90; Whittington, Jordan 4-47; Mitchell, Adonai 3-26; Sanders, Ja Tavion 2-44; Brooks, Jonathon 2-42; Cook II, Johntay 2-26; Neyor, Isaiah 1-14; Robinson, Keilan 1-11.

INTERCEPTIONS: Rice-None. Texas-Ford, Jaylan 1-0; Jordan, Austin 1-0.

FUMBLES: Rice-Jackson, Quinton 1-1. Texas-None.

	GAME TWO
	Sept. 9, 2023 Tuscaloosa, Ala. Attendance: 100,077 TV: ESPN
TEXAS 11/10	34
ALABAMA 3/3	24

Score by Quarters	1	2	3	4	OT	Score
Texas	3	10	0	21	-	34
Alabama	0	6	10	8	-	24

Scoring Summary

Qtr	Time	Team	Summary
1st	04:42	UT	B. Auburn 32 yd field goal 10-26 3:45, UT 3 - ALA 0
2nd	14:55	ALA	W.Reichard 42 yd field goal 12-51 4:47, UT 3 - ALA 3
	13:26	UT	X. Worthy 44 yd pass from Q. Ewers (B. Auburn kick) 4-75 1:29, UT 10 - ALA 3
	04:05	UT	B. Auburn 29 yd field goal 14-82 6:25, UT 13 - ALA 3
	00:00	ALA	W.Reichard 30 yd field goal 8-50 1:34, UT 13 - ALA 6
3rd	11:04	ALA	W.Reichard 51 yd field goal 7-42 3:56, UT 13 - ALA 9
	00:14	ALA	J. Burton 49 yd pass from J. Milroe (W. Reichard kick) 5-59 2:38, UT 13 - ALA 16
4th	14:05	UT	A. Mitchell 7 yd pass from Q. Ewers (B. Auburn kick) 3-75 1:09, UT 20 - ALA 16
	13:50	UT	J. Brooks 5 yd run (B. Auburn kick) 1-5 0:04, UT 27 - ALA 17
	11:08	ALA	A. Niblack 39 yd pass from J. Milroe (L. Bond pass from J. Milroe) 6-75 2:42, UT 27 - ALA 24
	08:23	UT	A. Mitchell 39 yd pass from Q. Ewers (B. Auburn kick) 7-75 2:45, UT 34 - ALA 24

	UT	ALA
FIRST DOWNS	23	18
RUSHES-YARDS (NET)	37-105	35-107
PASSING YDS (NET)	349	255
Passes Comp-Att-Int	24-38-0	14-27-2
TOTAL OFFENSE PLAYS-YARDS	75-454	62-362
Fumble Returns-Yards	0-0	0-0
Punt Returns-Yards	0-0	1-(-6)
Kickoff Returns-Yards	1-22	1-18
Interception Returns-Yards	2-48	0-0
Punts (Number-Avg)	3-50.0	5-52.6
Fumbles-Lost	2-0	0-0
Penalties-Yards	4-40	10-90
Possession Time	32:31	27:29
Third-Down Conversions	7 of 18	5 of 14
Fourth-Down Conversions	2 of 3	1 of 1
Red-Zone Scores-Chances	4-4	1-1
Sacks By: Number-Yards	5-31	0-0


RUSHING: Texas-Brooks, Jonathon 14-57; Baxter, CJ 11-37; Ewers, Quinn 3-11; Robinson, Keilan 3-6; Mitchell, Adonai 1-5; Worthy, Xavier 1-3; Blue, Jaydon 1-(-2); TEAM 3-(-6). Alabama-McClellan, Jase 12-45; Milroe, Jalen 15-44; Williams, Roydell 6-12; Miller, Jamarion 2-6.

PASSING: Texas-Ewers, Quinn 24-38-0-349. Alabama-Milroe, Jalen 14-27-2-255.

RECEIVING: Texas-Sanders, Ja Tavion 7-114; Worthy, Xavier 5-75; Baxter, CJ 4-21; Mitchell, Adonai 3-78; Whittington, Jordan 3-44; Blue, Jaydon 1-7; Brooks, Jonathon 1-4; Ewers, Quinn 1-3; Robinson, Keilan 1-3. Alabama-Prentice, Kobe 5-68; Burton, Jermaine 2-58; Niblack, Amari 2-45; Benson, Malik 2-33; Bond, Isaiah 1-34; McClellan, Jase 1-12; Williams, Roydell 1-5.

INTERCEPTIONS: Texas-Barron, Jahdae 1-16; Thompson, Jerrin 1-32. Alabama-None.

FUMBLES: Texas-Mitchell, Adonai 1-0; Ewers, Quinn 1-0. Alabama-None.

	GAME THREE
	Sept. 16, 2023 Austin, Texas Attendance: 101,777 TV: LHN
WYOMING RV/RV	10
TEXAS 4/6	31

Score by Quarters	1	2	3	4	OT	Score
Wyoming	7	0	3	0	-	10
Texas	3	7	0	21	-	31

Scoring Summary

Qtr	Time	Team	Summary
1st	10:07	WYO	H. Waylee 62 yd rush (J. Hoyland kick) 5-75 2:15, WYO 7 - UT 0
	09:46	UT	B. Auburn 37 yd field goal 5-19 1:27, WYO 7 - UT 3
2nd	12:59	UT	B. Murphy 1 yd pass from Q. Ewers (B. Auburn kick) 17-90 8:03, WYO 7 - UT 10
3rd	00:20	WYO	J. Hoyland 36 yd field goal 17-77 10:22, WYO 10 - UT 10
4th	14:12	UT	X.Worthy 44 yd pass from Q. Ewers (B. Auburn kick) 4-75 1:01, WYO 10 - UT 17
	09:01	UT	Q. Ewers 5 yd run (B. Auburn kick) 6-75 2:54, WYO 10 - UT 24
	08:46	UT	J. Thompson 27 yd int return (B. Auburn kick) 0-0 0:15, WYO 10 - UT 31

	WYO	UT
FIRST DOWNS	17	13
RUSHES-YARDS (NET)	38-155	31-185
PASSING YDS (NET)	136	131
Passes Comp-Att-Int	17-28-1	11-21-0
TOTAL OFFENSE PLAYS-YARDS	66-291	52-316
Fumble Returns-Yards	1-0	0-0
Punt Returns-Yards	2-17	4-59
Kickoff Returns-Yards	1-11	2-52
Interception Returns-Yards	0-0	1-27
Punts (Number-Avg)	7-452.7	4-48.2
Fumbles-Lost	0-0	1-1
Penalties-Yards	3-30	6-40
Possession Time	38:47	21:13
Third-Down Conversions	4 of 14	4 of 12
Fourth-Down Conversions	1 of 1	2 of 2
Red-Zone Scores-Chances	1-2	3-3
Sacks By: Number-Yards	1-10	1-9

RUSHING: Wyoming-Waylee, Harrison 18-110; James, D.Q. 11-34; Asante, Ayir 1-10; Wieland, Wyatt 2-7; Ferrell, Jamari 1-7; Svoboda, Evan 5-(-13). Texas-Brooks, Jonathon 21-164; Blue, Jaydon 5-14; Red, Savion 2-12; Worthy, Xavier 1-0; Ewers, Quinn 2-(-5).


PASSING: Wyoming-Svoboda, Evan 17-28-1-136. Texas-Ewers, Quinn-11-21-0-131.

RECEIVING: Wyoming-Wieland, Wyatt 8-62; Boddie, Devin 3-25; Welch, Treyton 3-22; Asante, Ayir 2-19; Gyllenborg, John Michael 1-8. Texas-Worthy, Xavier 4-56; Mitchell, Adonai 3-30; Robinson, Keilan 1-16; Whittington, Jordan 1-14; Helm, Gunnar 1-14; Murphy II, Byron 1-1.

INTERCEPTIONS: Wyoming-None. Texas-Thompson, Jerrin 1-27.

FUMBLES: Wyoming-None. Texas-Blue, Jaydon 1-1.

2023 BOX SCORES

	GAME FOUR	
	Sept. 23, 2023 Waco, Texas Attendance: 49,165 TV: ABC	
TEXAS ^{3/6}	38	
BAYLOR ^{NR/NR}	6	

Score by Quarters	1	2	3	4	OT	Score
Texas	7	21	10	0	-	38
Baylor	3	3	0	0	-	6

Scoring Summary

Qtr	Time	Team	Summary
1st	05:15	UT	J. Brooks 40 yd run (B. Auburn kick) 2-55 0:46, UT 7 - BU 0
	01:07	BU	I. Hankins 22 yd field goal 9-70 4:08, UT 7 - BU 3
2nd	09:07	UT	Q. Ewers 29 yd run (B. Auburn kick) 9-75 3:28, UT 14 - BU 3
	07:03	UT	C. Baxter 7 yd run (B. Auburn kick) 2-42 0:32, UT 21 - BU 3
	02:26	UT	J. Brooks 2 yd run (B. Auburn kick) 5-46 1:49, UT 28 - BU 3
	00:44	BU	I. Hankins 36 yd field goal 4-2 0:50, UT 28 - BU 6
3rd	12:24	UT	B. Auburn 37 yd field goal 6-55 2:36, UT 31 - BU 6
	05:36	UT	X. Worthy 21 yd pass from Q. Ewers (B. Auburn kick) 7-95 3:28, UT 38 - BU 6

	UT	BU
FIRST DOWNS	24	19
RUSHES-YARDS (NET)	34-175	31-160
PASSING YDS (NET)	328	305
Passes Comp-Att-Int	19-25-0	29-53-1
TOTAL OFFENSE PLAYS-YARDS	59-503	84-365
Fumble Returns-Yards	0-0	0-0
Punt Returns-Yards	4-51	0-0
Kickoff Returns-Yards	2-12	1-15
Interception Returns-Yards	1-5	0-0
Punts (Number-Avg)	4-44.8	6-44.7
Fumbles-Lost	3-2	0-0
Penalties-Yards	2-20	4-21
Possession Time	26:30	33:30
Third-Down Conversions	3 of 9	5 of 18
Fourth-Down Conversions	0 of 0	1 of 5
Red-Zone Scores-Chances	3-4	2-6
Sacks By: Number-Yards	5-29	3-15


RUSHING: Texas-Brooks, Jonathon 18-106; Baxter, CJ 6-21; Blue, Jaydon 3-17; Ewers, Quinn 5-16; Robinson, Keilan 1-9; Red, Savion 1-6. Baylor-Martinez, RJ 3-22; Pendergrass, Dawson 6-21; Nabors, Jordan 3-19; Reese, Richard 3-8; Richardson, Dominic 6-4; Robertson, Sawyer 10-(-14).

PASSING: Texas-Ewers, Quinn 18-23-0-293; Worthy, Xavier 1-1-0-35; Murphy, Maalik 0-1-0-0. Baylor-Robertson, Sawyer 20-35-1-203; Martinez, RJ 9-18-0-102.

RECEIVING: Texas-Sanders, Ja'Tavion 5-110; Mitchell, Adonai 3-46; Worthy, Xavier 3-31; Helm, Gunnar 2-37; Whittington, Jordan 2-19; Baxter, CJ 2-16; Cook II, Johntay 1-51; Brooks, Jonathon 1-18. Baylor-Baldwin, Monaray 3-81; Jackson Jr., Ketron 3-55; Winfield, Armani 3-42; Roberts, Jake 3-20; Presley, Hal 3-17; Richardson, Dominic 3-16; Cameron, Josh 2-19; Johnson, Kelsey 2-18; Dabney, Drake 2-8; Reese, Richard 2-4; Davidson, Jonathon 1-18; Nabors, Jordan 1-5; Pendergrass, Dawson 1-2.

INTERCEPTIONS: Texas-Ford, Jaylan 1-5 Baylor-None.

FUMBLES: Texas-Robinson, Keilan 1-0; Worthy, Xavier 1-1; Whittington, Jordan 1-1. Baylor-None.

	GAME FIVE	
	Sept. 30, 2023 Austin, Texas Attendance: 102,986 TV: ABC	
KANSAS ^{24/24}	14	
TEXAS ^{3/5}	40	

Score by Quarters	1	2	3	4	OT	Score
Kansas	0	7	7	0	-	14
Texas	10	3	13	14	-	40

Scoring Summary

Qtr	Time	Team	Summary
1st	10:06	UT	Q. Ewers 30 yd rush (B. Auburn kick) 7-88 2:45, KU 0 - UT 7
	01:52	UT	B. Auburn 26 yd field goal 14-76 6:26, KU 0 - UT 10
2nd	14:05	KU	D. Hishaw 18 yd rush (S. Keller kick) 5-75 2:47, KU 7 - UT 10
	11:15	UT	B. Auburn 30 yd field goal 5-63 2:50, KU 7 - UT 13
3rd	13:28	UT	J. Brooks 54 yd rush (B. Auburn kick) 5-71 1:52, KU 7 - UT 20
	11:36	KU	T. Wilson 58 yd pass from J. Bean (S. Keller kick) 4-75 1:52, KU 14 - UT 20
	02:33	UT	J. Brooks 1 yd rush (A. Mitchell pass from Q. Ewers failed) 5-32 1:52, KU 14 - UT 26
4th	13:06	UT	A. Mitchell 9 yd pass from Q. Ewers (B. Auburn kick) 8-72 3:25, KU 14 - UT 33
	05:34	UT	Q. Ewers 1 yd rush (B. Auburn kick) 12-75 5:51, KU 14 - UT 40

	KU	UT
FIRST DOWNS	11	33
RUSHES-YARDS (NET)	25-124	51-336
PASSING YDS (NET)	136	325
Passes Comp-Att-Int	9-21-0	25-35-1
TOTAL OFFENSE PLAYS-YARDS	46-260	86-661
Fumble Returns-Yards	0-0	0-0
Punt Returns-Yards	0-0	0-0
Kickoff Returns-Yards	2-32	1-0
Interception Returns-Yards	1-6	0-0
Punts (Number-Avg)	6-45.3	0-0.0
Fumbles-Lost	3-1	0-0
Penalties-Yards	3-20	4-34
Possession Time	18:27	39:41
Third-Down Conversions	0 of 8	9 of 15
Fourth-Down Conversions	0 of 2	2 of 2
Red-Zone Scores-Chances	0-0	5-5
Sacks By: Number-Yards	2-5	0-0


RUSHING: Kansas-Neal, Devin 8-45; Hishaw, Daniel 8-44; Bean, Jason; 7-42; TEAM 1-(-1); Grimm, Luke 1-(-6). Texas-Brooks, Jonathon 21-218; Baxter, CJ 15-67; Ewers, Quinn 7-40; Blue, Jaydon 4-28; Wisner, Quintrevion 2-2; Mitchell, Adonai 1-(-4); TEAM 1-(-15).

PASSING: Kansas-Bean, Jason 9-21-0-136. Texas-Ewers, Quinn 25-35-1-325.

RECEIVING: Kansas-Fairchild, Mason 2-30; Neal, Devin 2-10; Wilson, Trevor 1-58; Casey, Jared 1-16; Emilien, Douglas 1-15; Arnold, Lawrence 1-5; Grimm, Like 1-2. Texas-Mitchell, Adonai 10-141; Worthy, Xavier 7-93; Whittington, Jordan 2-18; Baxter, CJ 2-16; Cook II, Johntay 1-26; Brooks, Jonathon 1-23; Sanders, Ja'Tavion 1-10; Robinson, Keilan 1-(-2).

INTERCEPTIONS: Kansas-Wheeler, Cornell 1-6. Texas-None.

FUMBLES: Kansas-Grimm, Luke 1-0; Bean, Jason 2-1. Texas-None.

	GAME SIX	
	Oct. 7, 2023 Dallas, Texas Attendance: 92,100 TV: ABC	
OKLAHOMA ^{12/12}	34	
TEXAS ^{3/4}	30	

Score by Quarters	1	2	3	4	OT	Score
Oklahoma	7	13	7	7	-	34
Texas	7	10	3	10	-	30

Scoring Summary

Qtr	Time	Team	Summary
1st	13:11	OU	D. Gabriel 9 yd rush (Z. Schmit kick) 5-22 1:03, OU 7 - UT 0
	09:02	UT	M. Muhammad 0 yd blocked punt return (B. Auburn kick) 0-0 0:00, OU 7 - UT 7
2nd	14:14	OU	Z. Schmit 27 yd field goal 13-78 4:34, OU 10 - UT 7
	09:27	UT	G. Helm 22 yd pass from Q. Ewers (B. Auburn kick) 9-85 4:41, OU 10 - UT 14
	05:23	OU	T. Walker 1 yd rush (Z. Schmit kick) 10-75 4:04, OU 17 - UT 14
	01:53	UT	B. Auburn 25 yd field goal 10-68 3:30, OU 17 - UT 17
	00:00	OU	Z. Schmit 26 yd field goal 9-67 1:53, OU 20 - UT 17
3rd	10:21	OU	T. Walker 1 yd rush (Z. Schmit kick) 13-75 4:39, OU 27 - UT 17
	01:53	UT	B. Auburn 45 yd field goal 10-67 0:00, OU 27 - UT 20
4th	06:10	UT	J. Brooks 29 yd rush (B. Auburn kick) 5-73 1:45, OU 27 - UT 27
	01:17	UT	B. Auburn 47 yd field goal 11-58 0:00, OU 27 - UT 30
	00:15	OU	N. Anderson 3 yd pass from D. Gabriel (Z. Schmit kick) 5-75 1:02, OU 34 - UT 30

	OU	UT
FIRST DOWNS	28	25
RUSHES-YARDS (NET)	43-201	40-156
PASSING YDS (NET)	285	371
Passes Comp-Att-Int	9-21-0	25-35-1
TOTAL OFFENSE PLAYS-YARDS	81-486	78-527
Fumble Returns-Yards	0-0	0-0
Punt Returns-Yards	0-0	2-7
Kickoff Returns-Yards	2-37	4-70
Interception Returns-Yards	2-7	0-0
Punts (Number-Avg)	4-29.5	1-38.0
Fumbles-Lost	0-0	1-1
Penalties-Yards	4-30	9-70
Possession Time	27:49	32:11
Third-Down Conversions	5 of 14	5 of 14
Fourth-Down Conversions	0 of 1	3 of 4
Red-Zone Scores-Chances	6-6	1-3
Sacks By: Number-Yards	5-28	1-1

RUSHING: Oklahoma-Gabriel, Dillon 14-113; Walker, Tawee 15-46; Major, Marcus 9-27; Farooq, Jilil 3-13; Stoops, Drake 1-3; Sawchuk, Gavin 1-(-1). Texas-Brooks, Jonathon 22-129; Baxter, CJ 7-18; Whittington, Jordan 2-16; Red, Savion 1-7; Ewers, Quinn 8-(-14).


PASSING: Oklahoma-Gabriel, Dillon 23-38-0-285. Texas-Ewers, Quinn 31-37-2-346; Red, Savion 1-1-0-25.

RECEIVING: Oklahoma-Farooq, Jilil 5-130; Anthony, Andre 5-42; Stoops, Drake 4-55; Stogner, Austin 3-24; Walker, Tawee 2-14; Major, Marcus 2-8; Freeman, Gavin 1-9; Anderson, Nic 1-3. Texas-Whittington, Jordan 10-115; Worthy, Xaver 8-108; Brooks, Jonathon 5-34; Helm, Gunnar 4-67; Mitchell, Adonai 3-33; Sanders, Ja'Tavion 2-13; Robinson, Keilan 1-1.

INTERCEPTIONS: Oklahoma-Dolby, Kendel 1-7; Williams, Gentry 1-0. Texas-None.

FUMBLES: Oklahoma-None. Texas-Ewers, Quinn 1-1.

2023 BOX SCORES

	GAME SEVEN	
	Oct. 21, 2023 Houston, Texas Attendance: 42,812 TV: FOX	
TEXAS <small>8/8</small>	31	
HOUSTON <small>NR/NR</small>	24	

Score by Quarters	1	2	3	4	OT	Score
Texas	14	7	3	7	-	31
Houston	0	14	7	3	-	24

Scoring Summary

Qtr	Time	Team	Summary
1st	10:02	UT	A. Mitchell 14 yd pass from Q. Ewers (B. Auburn kick) 11-75 4:58, UT 7 - UH 0
	06:56	UT	X. Worthy 42 yd pass from Q. Ewers (B. Auburn kick) 4-62 1:36, UT 14 - UH 0
2nd	12:49	UT	S. Red 1 yd run (B. Auburn kick) 9-58 4:31, UT 21 - UH 0
	06:07	UH	M. Golden 32 yd pass from D. Smith (J. Martin kick) 4-71 1:26, UT 21 - UH 7
3rd	00:26	UH	J. Manjack IV 21 yd pass from D. Smith (J. Martin kick) 9-75 2:07, UT 21 - UH 14
	12:29	UH	M. Golden 3 yd pass from D. Smith (J. Martin kick) 6-49 2:24, UT 21 - UH 21
4th	03:17	UT	B. Auburn 25 yd field goal 11-31 4:19, UT 24 - UH 21
	07:43	UH	J. Martin 40 yd field goal 7-68 3:49, UT 24 - UH 24
	05:37	UH	C. Baxter 16 yd run (B. Auburn kick) 6-53 1:58, UT 31 - UH 24

	UT	UH
FIRST DOWNS	19	20
RUSHES-YARDS (NET)	37-141	19-14
PASSING YDS (NET)	219	378
Passes Comp-Att-Int	25-32-0	32-46-1
TOTAL OFFENSE PLAYS-YARDS	69-360	65-392
Fumble Returns-Yards	0-0	0-0
Punt Returns-Yards	2-12	3-6
Kickoff Returns-Yards	2-78	2-41
Interception Returns-Yards	1-0	0-0
Punts (Number-Avg)	3-52.3	4-38.2
Fumbles-Lost	0-0	2-1
Penalties-Yards	6-60	1-15
Possession Time	31:58	28:02
Third-Down Conversions	3 of 12	4 of 13
Fourth-Down Conversions	3 of 5	2 of 3
Red-Zone Scores-Chances	4-4	2-3
Sacks By: Number-Yards	3-18	3-17


RUSHING: Texas-Brooks, Jonathon 20-99; Baxter, CJ 6-42; Red, Savion 3-9; TEAM 2(-2); Ewers, Quinn 6(-7). Houston-Jenkins, Parker 9-23; Sneed, Stacy 3-5; Manjack IV, Joseph 1(-2); Smith, Donovan 6(-12).


PASSING: Texas-Ewers, Quinn 23-29-0-211; Murphy, Maalik 1-2-0-7; Sanborn, Ryan 1-1-0-1. Houston-Smith, Donovan 32-46-1-378.

RECEIVING: Texas-Brooks, Jonathon 8-51; Worthy, Xavier 6-92; Baxter, CJ 3-9; Sanders, Ja Tavion 2-29; Helm, Gunnar 2-13; Whittington, Jordan 2-10; Mitchell, Adonai 1-14; Auburn, Bert 1-1. Houston-Golden, Matthew 7-88; Manjack IV, Joseph 6-88; Carnes, Dalton 5-68; Brown, Samuel 4-80; O'Laughlin, Mike 3-19; Sneed, Stacy 3-15; Jenkins, Peter 2-5; Byrnes, Matt 1-9; Johnson Jr., Stephon 1-6.

INTERCEPTIONS: Texas-Taaffe, Michael 1-0. Houston-None.

FUMBLES: Texas-None. Houston-Smith, Donovan 1-1; Fleming, Malik 1-0.

	GAME EIGHT	
	Oct. 28, 2023 Austin, Texas Attendance: - TV: ABC	
BYU <small>NR/NR</small>	-	
TEXAS <small>7/7</small>	-	

	GAME NINE	
	Nov. 4, 2023 Austin, Texas Attendance: - TV: TBD	
KANSAS STATE <small>-/-</small>	-	
TEXAS <small>-/-</small>	-	

2023 BOX SCORES



GAME 10

Nov. 11, 2023 | Fort Worth, Texas
Attendance: - | TV: TBD

TEXAS -/-	-
TCU -/-	-



GAME 11

Nov. 18, 2023 | Ames, Iowa
Attendance: - | TV: TBD

TEXAS -/-	-
IOWA STATE -/-	-



GAME 12

Nov. 24, 2023 | Austin, Texas
Attendance: - | TV: ABC

TEXAS TECH -/-	-
TEXAS -/-	-

SELECT PLAYERS GAME-BY-GAME STATISTICS

O ANTHONY HILL JR.

LB | 6-3 | 234 | FR-HS
DENTON, TEXAS | RYAN

CAREER HIGHS

Tackles..... 8, vs. Oklahoma (2023)
Solo tackles..... 5, twice, last vs. Oklahoma (2023)
Tackles for loss..... 2.0, at Alabama (2023)
Sacks..... 2.0, at Alabama (2023)
Interceptions..... None
Pass breakups..... 1, vs. Oklahoma (2023)
Forced fumbles..... None
Fumbles recovered..... None
Blocked kicks..... None

CAREER TOTALS

Games with 5-plus tackles..... 3, vs. Oklahoma (2023)
Games with 8-plus tackles..... 1, vs. Oklahoma (2023)
Games with 10-plus tackles..... None

HILL'S 2023 GAME-BY-GAME DEFENSIVE STATS

Date	Opponent	TKL(Solo)	TFL	Sacks	Int	PBU	FF	FR	Blk
Sep. 2	Rice	1 (1)	0.0	0.0	0	0	0	0	0
Sep. 9	at Alabama	6 (4)	2.0	2.0	0	0	0	0	0
Sep. 16	Wyoming	3 (2)	0.0	0.0	0	0	0	0	0
Sep. 23	at Baylor	6 (5)	0.0	0.0	0	0	0	0	0
Sep. 30	Kansas	1 (0)	0.0	0.0	0	0	0	0	0
Oct. 7	vs. Oklahoma	8 (5)	1.5	1.0	0	1	0	0	0
Oct. 21	at Houston	5 (2)	0.5	0.0	0	0	0	0	0
Oct. 28	BYU								
Nov. 4	Kansas State								
Nov. 11	at TCU								
Nov. 18	at Iowa State								
Nov. 24	Texas Tech								

HILL'S CAREER DEFENSIVE STATS

Year	G	Tkl	Solo	TFL-Yds	Sack-Yds	Int	PBU	FF	FR	Blk
2023	7	30	19	4.0-16	3.0-14	0	1	0	0	0
Career	7	30	19	4.0-16	3.0-14	0	1	0	0	0

O JA'TAVION SANDERS

TE | 6-4 | 243 | JR-2L
DENTON, TEXAS | RYAN

CAREER HIGHS

Receptions..... 8, at Kansas State (2022)
Receiving Yards..... 114, at Alabama (2023)
Receiving TDs..... 2, twice, last vs. Oklahoma (2022)
Long Reception..... 50, at Alabama (2023)

CAREER TOTALS

100-yard receiving games..... 2, last at Baylor (2023)
Multiple receiving TD games..... 2, last vs. Oklahoma (2022)

SANDERS' 2021 GAME-BY-GAME RECEIVING STATS

Date	Opponent	No.	Yds	TD	Long
Sep. 4	Louisiana	0	0	0	0
Sep. 11	at Arkansas	0	0	0	0
Sep. 18	Rice	0	0	0	0
Sep. 25	Texas Tech	0	0	0	0
Oct. 2	at TCU	0	0	0	0
Oct. 9	vs. Oklahoma	0	0	0	0
Oct. 16	Oklahoma State	0	0	0	0
Oct. 30	at Baylor	0	0	0	0
Nov. 6	at Iowa State	0	0	0	0
Nov. 13	Kansas	0	0	0	0
Nov. 20	at West Virginia	0	0	0	0
Nov. 26	Kansas State	0	0	0	0

SANDERS' 2022 GAME-BY-GAME RECEIVING STATS

Date	Opponent	No.	Yds	TD	Long
Sep. 3	ULM	6	85	1	25
Sep. 10	Alabama	3	4	0	8
Sep. 17	UTSA	1	5	0	5
Sep. 24	at Texas Tech	5	40	0	10
Oct. 1	West Virginia	5	78	2	33
Oct. 8	vs. Oklahoma	5	71	2	24
Oct. 15	Iowa State	3	37	0	18
Oct. 22	at Oklahoma State	6	76	0	21
Nov. 5	at Kansas State	8	54	0	18
Nov. 12	TCU	7	61	0	24
Nov. 19	at Kansas	1	1	0	1
Nov. 25	Baylor	2	65	0	37
Dec. 29	vs. Washington+	5	36	0	17

SANDERS' 2023 GAME-BY-GAME RECEIVING STATS

Date	Opponent	No.	Yds	TD	Long
Sep. 2	Rice	2	44	1	44
Sep. 9	at Alabama	5	114	0	50
Sep. 16	Wyoming	0	0	0	0
Sep. 23	at Baylor	5	110	0	49
Sep. 30	Kansas	1	10	0	10
Oct. 7	vs. Oklahoma	1	13	0	13
Oct. 21	at Houston	2	29	0	23
Oct. 28	BYU				
Nov. 4	Kansas State				
Nov. 11	at TCU				
Nov. 18	at Iowa State				
Nov. 24	Texas Tech				

SANDERS' CAREER RECEIVING STATS

Year	G	Rec	Yds	TD	Lg	Rec/G	Avg/C	Avg/G
2021	12	0	0	0	0	-	-	-
2022	13	54	613	5	37	4.2	11.4	47.2
2023	7	16	320	1	50	2.3	20.0	45.7
Career	33	70	933	6	50	2.2	13.3	29.2

I XAVIER WORTHY

WR | 6-1 | 172 | JR-2L
FRESNO, CALIF. | CENTRAL EAST

CAREER HIGHS

Receptions..... 14, Kansas (2021)
Receiving Yards..... 261, vs. Oklahoma (2021)
Receiving TDs..... 3, twice, last vs. Kansas (2021)
Long Reception..... 75 vs. Oklahoma (2021)
All-Purpose Yards..... 286 vs. Oklahoma (2021)

CAREER TOTALS

100-yard receiving games..... 6, last vs. Oklahoma (2023)
200-yard receiving games..... 1, vs. Oklahoma (2021)
Multiple receiving TD games..... 6, last at Kansas State (2022)

WORTHY'S 2021 GAME-BY-GAME RECEIVING STATS

Date	Opponent	No.	Yds	TD	Long
Sep. 4	Louisiana	1	34	0	34
Sep. 11	at Arkansas	2	41	0	25
Sep. 18	Rice	6	71	1	31
Sep. 25	Texas Tech	5	100	3	62
Oct. 2	at TCU	1	7	0	7
Oct. 9	vs. Oklahoma	9	261	2	75
Oct. 16	Oklahoma State	5	28	0	19
Oct. 30	at Baylor	4	115	1	63
Nov. 6	at Iowa State	2	22	1	18
Nov. 13	Kansas	14	152	3	33
Nov. 20	at West Virginia	7	85	1	52
Nov. 26	Kansas State	6	65	0	28

WORTHY'S 2021 GAME-BY-GAME PUNT RETURN STATS

Date	Opponent	No.	Yds	TD	Long
Sep. 4	Louisiana	1	18	0	18
Sep. 11	at Arkansas	0	0	0	0
Sep. 18	Rice	2	29	0	20
Sep. 25	Texas Tech	0	0	0	0
Oct. 2	at TCU	0	0	0	0
Oct. 9	vs. Oklahoma	0	0	0	0
Oct. 16	Oklahoma State	0	0	0	0
Oct. 30	at Baylor	0	0	0	0
Nov. 6	at Iowa State	0	0	0	0
Nov. 13	Kansas	0	0	0	0
Nov. 20	at West Virginia	0	0	0	0
Nov. 26	Kansas State	0	0	0	0

WORTHY'S 2022 GAME-BY-GAME RECEIVING STATS

Date	Opponent	No.	Yds	TD	Long
Sep. 3	ULM	2	24	0	19
Sep. 10	Alabama	5	97	0	46
Sep. 17	UTSA	4	41	0	19
Sep. 24	at Texas Tech	3	50	1	39
Oct. 1	West Virginia	7	119	2	45
Oct. 8	vs. Oklahoma	2	29	1	15
Oct. 15	Iowa State	8	72	2	24
Oct. 22	at Oklahoma State	4	78	1	30
Nov. 5	at Kansas State	4	42	2	20
Nov. 12	TCU	4	32	0	15
Nov. 19	at Kansas	2	30	0	24
Nov. 25	Baylor	7	62	0	18
Dec. 29	vs. Washington+	7	84	0	21

SELECT PLAYERS GAME-BY-GAME STATISTICS

WORTHY'S 2022 GAME-BY-GAME PUNT RETURN STATS

Date	Opponent	No.	Yds	TD	Long
Sep. 3	ULM	3	33	0	21
Sep. 10	Alabama	3	10	0	9
Sep. 17	UTSA	0	0	0	0
Sep. 24	at Texas Tech	1	7	0	7
Oct. 1	West Virginia	0	0	0	0
Oct. 8	vs. Oklahoma	2	11	0	6
Oct. 15	Iowa State	0	0	0	0
Oct. 23	at Oklahoma State	3	56	0	29
Nov. 5	at Kansas State	0	0	0	0
Nov. 12	TCU	0	0	0	0
Nov. 19	at Kansas	2	29	0	22
Nov. 25	Baylor	0	0	0	0
Dec. 29	vs. Washington+	1	0	0	0

WORTHY'S 2023 GAME-BY-GAME RECEIVING STATS

Date	Opponent	No.	Yds	TD	Long
Sep. 2	Rice	7	90	0	24
Sep. 9	at Alabama	5	75	1	44
Sep. 16	Wyoming	4	56	1	44
Sep. 23	at Baylor	3	31	1	21
Sep. 30	Kansas	7	93	0	39
Oct. 7	vs. Oklahoma	8	108	0	39
Oct. 21	at Houston	6	92	1	42
Oct. 28	BYU				
Nov. 4	Kansas State				
Nov. 11	TCU				
Nov. 18	at Iowa State				
Nov. 24	Texas Tech				

WORTHY'S 2023 GAME-BY-GAME PUNT RETURN STATS

Date	Opponent	No.	Yds	TD	Long
Sep. 2	Rice	2	10	0	10
Sep. 9	at Alabama	0	0	0	0
Sep. 16	Wyoming	4	59	0	32
Sep. 23	at Baylor	3	48	0	40
Sep. 30	Kansas	0	0	0	0
Oct. 7	vs. Oklahoma	1	0	0	0
Oct. 21	at Houston	2	12	0	6
Oct. 28	BYU				
Nov. 4	Kansas State				
Nov. 11	TCU				
Nov. 18	at Iowa State				
Nov. 24	Texas Tech				

WORTHY'S CAREER RECEIVING STATS

Year	G	Rec	Yds	TD	Lg	Rec/G	Avg/C	Avg/G
2021	12	62	981	12	75	5.2	15.8	81.8
2022	13	60	760	9	46	4.6	12.7	58.5
2023	7	40	545	4	44	5.7	13.6	77.9
Career	33	152	2,286	25	75	5.1	14.1	71.4

WORTHY'S CAREER PUNT RETURN STATS

Year	G	Ret	Yds	TD	Lg	Ret/G	Avg/R	Avg/G
2021	12	3	47	0	20	0.3	15.7	3.9
2022	13	15	146	0	29	1.2	9.7	11.2
2023	7	11	140	0	40	1.6	12.7	20.0
Career	32	29	333	0	40	0.9	11.5	10.4

3 QUINN EWERS

QB | 6-2 | 195 | SO-1L

SOUTHLAKE, TEXAS | CARROLL/OHIO STATE

CAREER HIGHS

Completions.....	31, twice, last vs. Oklahoma (2023)
Attempts.....	49, at Oklahoma State (2022)
Passing Yards.....	369, Washington (2022)
Passing TDs.....	4, vs. Oklahoma (2022)
Long Pass.....	51, at Baylor (2023)
Carries.....	8, twice, last vs. Oklahoma (2023)
Rushing Yards.....	40, Kansas (2022)
Rushing TDs.....	2, Kansas (2023)
Long Rush.....	30, Kansas (2023)
Total Offense.....	375, vs. Washington (2022)
Total TDs.....	4, twice, last vs. Rice (2023)

CAREER TOTALS

200-yard passing games.....	10, last at Houston (2023)
300-yard passing games.....	5, last vs. Oklahoma (2023)
Multiple pass TD games.....	9, last at Houston (2023)
70-yard rushing games.....	None
Games with pass and rush TD.....	4, last vs. Kansas (2023)
Record as a starter.....	12-5 (.706)

EWERS' 2022 GAME-BY-GAME PASSING STATS

Date	Opponent	Comp	Att	INT	Yds	TD	Long	Sack
Sep. 3	ULM	16	24	1	225	2	43	1
Sep. 10	Alabama	9	12	0	134	0	46	0
Sep. 17	UTSA							
Sep. 24	at Texas Tech							
Oct. 1	West Virginia							
Oct. 8	vs. Oklahoma	21	31	1	289	4	38	0
Oct. 15	Iowa State	17	26	0	172	3	26	0
Oct. 22	at Oklahoma State	19	49	3	319	2	41	1
Nov. 5	at Kansas State	18	31	0	197	2	21	0
Nov. 12	TCU	17	39	1	171	0	25	2
Nov. 19	at Kansas	12	21	0	107	1	24	0
Nov. 25	Baylor	12	16	0	194	0	37	5
Dec. 29	vs. Washington+	31	47	0	369	1	49	2

EWERS' 2022 GAME-BY-GAME RUSHING STATS

Date	Opponent	Att	Yds	TD	Long	Avg
Sep. 3	ULM	1	-9	0	0	-9.0
Sep. 10	Alabama	0	0	0	0	0.0
Sep. 17	UTSA					
Sep. 24	at Texas Tech					
Oct. 1	West Virginia					
Oct. 8	vs. Oklahoma	2	17	0	16	8.5
Oct. 15	Iowa State	2	-13	0	3	-6.5
Oct. 22	at Oklahoma State	1	-1	0	0	0.0
Nov. 5	at Kansas State	1	0	0	0	0.0
Nov. 12	TCU	5	-15	0	3	-3.0
Nov. 19	at Kansas	2	11	0	7	5.5
Nov. 25	Baylor	6	-48	1	3	-8.0
Dec. 29	vs. Washington+	4	6	0	13	1.5

EWERS' 2023 GAME-BY-GAME PASSING STATS

Date	Opponent	Comp	Att	INT	Yds	TD	Long	Sack
Sep. 2	Rice	19	30	0	260	3	44	2
Sep. 9	at Alabama	24	38	0	349	3	50	0
Sep. 16	Wyoming	11	21	0	131	2	44	1
Sep. 23	at Baylor	18	23	0	293	1	51	3
Sep. 30	Kansas	25	35	1	325	1	39	2
Oct. 7	vs. Oklahoma	31	37	2	346	1	39	5
Oct. 21	at Houston	23	29	0	211	2	42	3
Oct. 28	BYU							
Nov. 4	Kansas State							
Nov. 11	TCU							
Nov. 18	at Iowa State							
Nov. 24	Texas Tech							

EWERS' 2023 GAME-BY-GAME RUSHING STATS

Date	Opponent	Att	Yds	TD	Long	Avg
Sep. 2	Rice	8	12	1	16	1.5
Sep. 9	at Alabama	3	11	0	11	3.7
Sep. 16	Wyoming	2	-5	1	5	-2.5
Sep. 23	at Baylor	5	16	1	29	3.2
Sep. 30	Kansas	7	40	2	30	5.7
Oct. 7	vs. Oklahoma	8	-14	0	6	-1.8
Oct. 21	at Houston	6	-7	0	6	-1.2
Oct. 28	BYU					
Nov. 4	Kansas State					
Nov. 11	TCU					
Nov. 18	at Iowa State					
Nov. 24	Texas Tech					

EWERS' CAREER PASSING STATS

Year	G	Comp	Att	Int	Yds	TD	Lg	Pct	Avg/PAvg/G	Effic
2022	10	172	296	6	2,177	15	49	58.1	7.4	217.7
2023	7	151	213	3	1,915	13	51	70.9	9.0	273.6
Career	17	323	509	9	4,092	28	51	63.5	8.0	240.7

EWERS' CAREER RUSHING STATS

Year	G	Att	Yds	TD	Lg	Avg/C	Avg/G
2022	10	24	-52	1	16	-2.2	-5.2
2023	7	39	53	5	30	1.4	7.6
Career	17	63	1	6	30	0.0	0.1

SELECT PLAYERS GAME-BY-GAME STATISTICS

4 CJ BAXTER

RB | 6-1 | 218 | FR-HS
ORLANDO, FLA. | EDEWATER

CAREER HIGHS

Attempts 15, Kansas (2023)
Rushing Yards 67, Kansas (2023)
Rushing TDs 1, twice, last at Houston (2023)
Long Rush 32, Rice (2023)
Receptions 4, at Alabama (2023)
Receiving Yards 21, at Alabama (2023)
Receiving TDs None
Long Reception 15, Kansas (2023)
All-Purpose Yards 83, Kansas (2023)

CAREER TOTALS

100-yard rushing games None
200-yard rushing games None
Multiple rush TD games None

BAXTER'S 2023 GAME-BY-GAME RUSHING STATS

Date	Opponent	Att	Yds	TD	Long	Avg
Sep. 2	Rice	5	38	0	32	7.6
Sep. 9	at Alabama	11	31	0	8	2.8
Sep. 16	Wyoming			DNP		
Sep. 23	at Baylor	6	21	1	7	3.5
Sep. 30	Kansas	15	67	0	12	4.5
Oct. 7	vs. Oklahoma	7	18	0	9	2.6
Oct. 21	at Houston	6	42	1	16	7.0
Oct. 28	BYU					
Nov. 4	Kansas State					
Nov. 11	at TCU					
Nov. 18	at Iowa State					
Nov. 24	Texas Tech					

BAXTER'S 2023 GAME-BY-GAME RECEIVING STATS

Date	Opponent	No.	Yds	TD	Long
Sep. 2	Rice	0	0	0	0
Sep. 9	at Alabama	4	21	0	11
Sep. 16	Wyoming			DNP	
Sep. 23	at Baylor	2	16	0	12
Sep. 30	Kansas	2	16	0	15
Oct. 7	vs. Oklahoma	0	0	0	0
Oct. 21	at Houston	3	9	0	4
Oct. 28	BYU				
Nov. 4	Kansas State				
Nov. 11	at TCU				
Nov. 18	at Iowa State				
Nov. 24	Texas Tech				

BAXTER'S CAREER RUSHING STATS

Year	G	Att	Yds	TD	Lg	Avg/C	Avg/G
2023	6	50	217	2	32	4.3	36.2
Career	6	50	217	2	32	4.3	36.2

BAXTER'S CAREER RECEIVING STATS

Year	G	Rec	Yds	TD	Lg	Rec/G	Avg/C	Avg/G
2023	6	11	62	0	15	1.8	5.6	10.3
Career	6	11	62	0	15	1.8	5.6	10.3

5 ADONAI MITCHELL

WR | 6-4 | 196 | JR-TR
MISSOURI CITY, TEXAS | CANE RIDGE/GEORGIA

CAREER HIGHS

Receptions 10, Kansas (2023)
Receiving Yards 141, Kansas (2023)
Receiving TDs 2, at Alabama (2023)
Long Reception 40 vs. Alabama (w/ UGA) (2021)
All-Purpose Yards 137, Kansas (2023)

CAREER TOTALS

100-yard receiving games 1, Kansas
Multiple receiving TD games 1, at Alabama

MITCHELL'S 2021 GAME-BY-GAME RECEIVING STATS (UGA)

Date	Opponent	No.	Yds	TD	Long
Sep. 4	vs. Clemson	0	0	0	0
Sep. 11	UAB	2	42	0	32
Sep. 18	South Carolina	4	77	1	38
Sep. 25	at Vanderbilt	3	38	0	21
Oct. 2	Arkansas	0	0	0	0
Oct. 9	at Auburn	2	10	1	7
Oct. 16	Kentucky	3	43	0	22
Oct. 30	at Florida	0	0	0	0
Nov. 6	Missouri	3	38	0	15
Nov. 13	at Tennessee	5	65	0	22
Nov. 20	Charleston Southern	1	12	0	12
Nov. 27	Georgia Tech	1	9	0	9
Dec. 4	vs. Alabama	1	8	0	8
Dec. 31	vs. Michigan	2	34	1	18
Jan. 10	vs. Alabama	2	50	1	40

MITCHELL'S 2022 GAME-BY-GAME RECEIVING STATS (UGA)

Date	Opponent	No.	Yds	TD	Long
Sep. 3	vs. Oregon	4	65	1	27
Sep. 10	Samford	1	4	0	4
Sep. 17	at South Carolina			DNP	
Sep. 24	Kent State			DNP	
Oct. 1	at Missouri			DNP	
Oct. 8	Auburn	0	0	0	0
Oct. 15	Vanderbilt			DNP	
Oct. 29	at Florida			DNP	
Nov. 5	Tennessee			DNP	
Nov. 12	at Mississippi State			DNP	
Nov. 19	at Kentucky			DNP	
Nov. 26	Georgia Tech			DNP	
Dec. 3	vs. LSU	0	0	0	0
Dec. 31	vs. Ohio State	3	43	1	22
Jan. 9	vs. TCU	1	22	1	22

MITCHELL'S 2023 GAME-BY-GAME RECEIVING STATS

Date	Opponent	No.	Yds	TD	Long
Sep. 2	Rice	3	26	1	11
Sep. 9	at Alabama	3	78	2	39
Sep. 16	Wyoming	3	30	0	16
Sep. 23	at Baylor	3	46	0	17
Sep. 30	Kansas	10	141	1	22
Oct. 7	vs. Oklahoma	3	33	0	16
Oct. 21	at Houston	1	14	1	14
Oct. 28	BYU				
Nov. 4	Kansas State				
Nov. 11	at TCU				
Nov. 18	at Iowa State				
Nov. 24	Texas Tech				

MITCHELL'S CAREER RECEIVING STATS

Year	G	Rec	Yds	TD	Lg	Rec/G	Avg/C	Avg/G
2021	15	29	426	4	40	1.9	14.7	28.4
2022	6	9	134	3	27	1.5	14.9	22.3
2023	7	26	368	5	39	3.7	14.2	52.6
Georgia	21	38	560	7	40	1.8	14.7	26.7
Texas	7	26	368	5	39	3.7	14.2	52.6
Career	28	64	928	16	40	2.3	14.5	33.1

5 MALIK MUHAMMAD

DB | 6-0 | 181 | FR-HS
DESOTO TEXAS | SOUTH OAK CLIFF

CAREER HIGHS

Tackles 5, Rice (2023)
Solo tackles 5, Rice (2023)
Tackles for loss None
Sacks None
Interceptions None
Pass breakups 1, twice, last at Baylor (2023)
Forced fumbles None
Fumbles recovered None
Blocked kicks None

CAREER TOTALS

Games with 5-plus tackles 1, Rice (2023)
Games with 8-plus tackles None
Games with 10-plus tackles None

MUHAMMAD'S 2023 GAME-BY-GAME DEFENSIVE STATS

Date	Opponent	TKL(Solo)	TFL	Sacks	Int	PBU	FF	FR	Blk
Sep. 2	Rice	5 (5)	0.0	0.0	0	1	0	0	0
Sep. 9	at Alabama	1 (1)	0.0	0.0	0	0	0	0	1
Sep. 16	Wyoming	1 (1)	0.0	0.0	0	0	0	0	0
Sep. 23	at Baylor	4 (4)	0.0	0.0	0	1	0	0	0
Sep. 30	Kansas	1 (0)	0.0	0.0	0	0	0	0	0
Oct. 7	vs. Oklahoma	0 (0)	0.0	0.0	0	0	0	0	0
Oct. 21	at Houston	4 (2)	0.0	0.0	0	0	0	0	0
Oct. 28	BYU								
Nov. 4	Kansas State								
Nov. 11	at TCU								
Nov. 18	at Iowa State								
Nov. 24	Texas Tech								

MUHAMMAD'S CAREER DEFENSIVE STATS

Year	G	Tkl	Solo	TFL-Yds	Sack-Yds	Int	PBU	FF	FR	Blk
2023	7	16	13	0.0-0	0.0-0	0	2	0	0	0
Career	7	16	13	0.0-0	0.0-0	0	2	0	0	0

SELECT PLAYERS GAME-BY-GAME STATISTICS

6 RYAN WATTS

DB | 6-3 | 206 | SR-1L

LITTLE ELM, TEXAS | LITTLE ELM/OHIO STATE

CAREER HIGHS

Tackles.....7, twice, last vs. Iowa State (2022)
Solo tackles.....6, Wyoming (2023)
Tackles for loss.....2.0, TCU (2022)
Sacks.....1, TCU (2022)
Interceptions....1, three times, last at Oklahoma State (2022)
Pass breakups.....2, three times, last at Texas Tech (2022)
Forced fumbles.....None
Fumbles recovered.....None
Blocked kicks.....None

CAREER TOTALS

Games with 5-plus tackles.....7, last vs. Wyoming (2023)
Games with 8-plus tackles.....None
Games with 10-plus tackles.....None

WATTS' 2020 GAME-BY-GAME DEFENSIVE STATS (OSU)

Date	Opponent	TKL(Solo)	TFL	Sacks	Int	PBU	FF	FR	Blk
Oct. 24	Nebraska	1 (1)	0	0	0	0	0	0	0
Oct. 31	at Penn State	0 (0)	0	0	0	0	0	0	0
Nov. 7	Rutgers	3 (3)	0	0	0	0	0	0	0
Nov. 14	at Maryland	Canceled	0						
Nov. 21	Indiana	0 (0)	0	0	0	0	0	0	0
Nov. 28	at Illinois	Canceled	0						
Dec. 5	at Michigan State	0 (0)	0	0	0	0	0	0	0
Dec. 12	Michigan	Canceled	0						
Dec. 19	vs. Northwestern	0 (0)	0	0	0	0	0	0	0
Jan. 1	vs. Clemson	0 (0)	0	0	0	0	0	0	0
Jan. 11	vs. Alabama	DNP							

WATTS' 2021 GAME-BY-GAME DEFENSIVE STATS (OSU)

Date	Opponent	TKL(Solo)	TFL	Sacks	Int	PBU	FF	FR	Blk
Sep. 2	at Minnesota	3 (3)	0	0	0	0	0	0	0
Sep. 11	Oregon	0 (0)	0	0	0	0	0	0	0
Sep. 18	Tulsa	0 (0)	0	0	0	0	0	0	0
Sep. 25	Akron			DNP					
Oct. 2	at Rutgers	2 (1)	0	0	1	0	0	0	0
Oct. 9	Maryland	1 (1)	0	0	1	0	0	0	0
Oct. 23	at Indiana	0 (0)	0	0	0	0	0	0	0
Oct. 30	Penn State	0 (0)	0	0	0	0	0	0	0
Nov. 6	at Nebraska	0 (0)	0	0	0	0	0	0	0
Nov. 13	Purdue	0 (0)	0	0	0	0	0	0	0
Nov. 20	Michigan State	0 (0)	0	0	0	0	0	0	0
Nov. 27	at Michigan	0 (0)	0	0	0	0	0	0	0
Jan. 1	vs. Utah			DNP					

WATTS' 2022 GAME-BY-GAME DEFENSIVE STATS

Date	Opponent	TKL(Solo)	TFL	Sacks	Int	PBU	FF	FR	Blk
Sep. 3	ULM	2 (1)	1.0	0.0	0	0	0	0	0
Sep. 10	Alabama	5 (3)	0.0	0.0	0	0	0	0	0
Sep. 17	UTSA	2 (1)	0.0	0.0	0	0	0	0	0
Sep. 24	at Texas Tech	5 (3)	0.0	0.0	0	2	0	0	0
Oct. 1	West Virginia	7 (5)	0.0	0.0	0	1	0	0	0
Oct. 8	vs. Oklahoma	1 (1)	0.0	0.0	0	0	0	0	0
Oct. 15	Iowa State	7 (5)	0.0	0.0	0	0	0	0	0
Oct. 22	at Oklahoma St.	2 (0)	0.0	0.0	1	0	0	0	0
Nov. 5	at Kansas State	6 (5)	1.0	0.0	0	0	0	0	0
Nov. 12	TCU	6 (5)	2.0	1.0	0	0	0	0	0
Nov. 19	at Kansas	2 (2)	0.0	0.0	0	0	0	0	0
Nov. 25	Baylor	4 (2)	0.0	0.0	0	0	0	0	0
Dec. 29	vs. Washington	+2 (0)	0.0	0.0	0	0	0	0	0

WATTS' 2023 GAME-BY-GAME DEFENSIVE STATS

Date	Opponent	TKL(Solo)	TFL	Sacks	Int	PBU	FF	FR	Blk
Sep. 2	Rice	1 (0)	0.0	0.0	0	0	0	0	0
Sep. 9	at Alabama	4 (2)	1.0	0.0	0	0	0	0	1
Sep. 16	Wyoming	6 (6)	0.0	0.0	0	0	0	0	0
Sep. 23	at Baylor	4 (4)	0.0	0.0	0	0	0	0	0
Sep. 30	Kansas	2 (2)	0.0	0.0	0	0	0	0	0
Oct. 7	vs. Oklahoma		DNP						
Oct. 21	at Houston		DNP						
Oct. 28	BYU								
Nov. 4	Kansas State								
Nov. 11	at TCU								
Nov. 18	at Iowa State								
Nov. 24	Texas Tech								

WATTS' CAREER DEFENSIVE STATS

Year	G	Tkl	Solo	TFL-Yds	Sack-Yds	Int	PBU	FF	FR	Blk
2020	7	5	5	0.0-0	0.0-0	0	0	0	0	0
2021	11	6	5	0.0-0	0.0-0	2	0	0	0	0
2022	12	49	33	4.0-17	1.0-10	1	3	0	0	0
2023	4	15	12	1.0-1	0.0-0	0	1	0	0	0
Ohio St.	18	11	10	0.0-0	0.0-0	2	0	0	0	0
Texas	18	68	46	5.0-18	1.0-10	1	4	0	0	0
Career	36	79	57	5.0-18	1.0-10	3	4	0	0	0

7 KEILAN ROBINSON

RB | 5-9 | 188 | SR-2L

WASHINGTON, D.C. | ST. JOHN'S/ALABAMA

CAREER HIGHS

Attempts.....9, three, last vs. Kansas State (2021)
Rushing Yards.....111, at West Virginia (2021)
Rushing TDs.....1, five times, last at West Virginia (2021)
Long Rush.....74, New Mexico State (w/Alabama, 2019)
Receptions.....6, vs. Washington (2022)
Receiving Yards.....40, vs. Washington (2022)
Receiving TDs.....1, at Texas Tech (2022)
Long Reception.....35, at Texas Tech (2022)
All-Purpose Yards.....127, at West Virginia (2021)
Blocked kicks.....1 (punt), Rice (2021)
Blocked punt return for TD.....1, ULM (2022)

CAREER TOTALS

100-yard rushing games.....1, at West Virginia (2021)
Multiple rush TD games.....None

ROBINSON'S 2019 GAME-BY-GAME RUSHING STATS

Date	Opponent	Att	Yds	TD	Long	Avg
Aug. 31	vs. Duke	2	5	0	4	2.5
Sep. 7	New Mexico State	5	80	1	74	16.0
Sep. 14	at South Carolina	4	12	0	4	3.0
Sep. 21	Southern Miss		DNP			
Sep. 28	Ole Miss	5	20	0	8	4.0
Oct. 12	at Texas A&M		DNP			
Oct. 19	Tennessee	3	6	0	4	2.0
Oct. 26	Arkansas	9	29	0	5	3.2
Nov. 9	LSU		DNP			
Nov. 16	at Mississippi State	3	10	0	9	3.3
Nov. 23	Western Carolina	8	92	1	46	11.5
Nov. 30	at Auburn		DNP			
Jan. 1	vs. Michigan@		DNP			

ROBINSON'S 2019 GAME-BY-GAME RECEIVING STATS

Date	Opponent	No.	Yds	TD	Long
Aug. 31	vs. Duke	0	0	0	0
Sep. 7	New Mexico State	0	0	0	0
Sep. 14	at South Carolina	0	0	0	0
Sep. 21	Southern Miss		DNP		
Sep. 28	Ole Miss	0	0	0	0
Oct. 12	at Texas A&M		DNP		
Oct. 19	Tennessee	0	0	0	0
Oct. 26	Arkansas	0	0	0	0
Nov. 9	LSU		DNP		
Nov. 16	at Mississippi State	0	0	0	0
Nov. 23	Western Carolina	0	0	0	0
Nov. 30	at Auburn		DNP		
Jan. 1	vs. Michigan@		DNP		

ROBINSON'S 2019 GAME-BY-GAME KICK RETURN STATS

Date	Opponent	No.	Yds	TD	Long
Aug. 31	vs. Duke	0	0	0	0
Sep. 7	New Mexico State	0	0	0	0
Sep. 14	at South Carolina	0	0	0	0
Sep. 21	Southern Miss		DNP		
Sep. 28	Ole Miss	0	0	0	0
Oct. 12	at Texas A&M		DNP		
Oct. 19	Tennessee	0	0	0	0
Oct. 26	Arkansas	0	0	0	0
Nov. 9	LSU		DNP		
Nov. 16	at Mississippi State	0	0	0	0
Nov. 23	Western Carolina	1	22	0	22
Nov. 30	at Auburn		DNP		
Jan. 1	vs. Michigan@		DNP		

SELECT PLAYERS GAME-BY-GAME STATISTICS

13 JORDAN WHITTINGTON

WR | 6-1 | 204 | SR-3L
CUERO, TEXAS | CUERO

CAREER HIGHS

Receptions..... 10, twice, last vs. Oklahoma (2023)
Receiving Yards..... 115, vs. Oklahoma (2023)
Receiving TDs..... 1, three times, last at TCU (2021)
Long Reception..... 43, UTEP (2020)
Rushing Attempts..... 2, vs. Oklahoma (2023)
Rushing Yards..... 16, vs. Oklahoma (2023)
Rushing Touchdowns..... 1, at Kansas State (2020)

CAREER TOTALS

10-catch games..... 2, last vs. Oklahoma (2023)
100-yard receiving games..... 2, last vs. Oklahoma (2023)
Multiple receiving TD games..... None

WHITTINGTON'S 2019 GAME-BY-GAME RECEIVING STATS

Date	Opponent	No.	Yds	TD	Long
Aug. 31	Louisiana Tech	2	17	0	14
Sep. 7	LSU	DNP			
Sep. 14	at Rice	DNP			
Sep. 21	Oklahoma State	DNP			
Oct. 5	at West Virginia	DNP			
Oct. 12	vs. Oklahoma	DNP			
Oct. 19	Kansas	DNP			
Oct. 26	at TCU	DNP			
Nov. 9	Kansas State	DNP			
Nov. 16	at Iowa State	DNP			
Nov. 23	at Baylor	DNP			
Nov. 29	Texas Tech	DNP			
Dec. 31	vs. Utah*	DNP			

WHITTINGTON'S 2020 GAME-BY-GAME RECEIVING STATS

Date	Opponent	No.	Yds	TD	Long
Sep. 12	UTEP	2	45	0	43
Sep. 26	at Texas Tech	DNP			
Oct. 3	TCU	DNP			
Oct. 10	vs. Oklahoma	10	65	0	20
Oct. 24	Baylor	DNP			
Oct. 31	at Oklahoma State	DNP			
Nov. 7	West Virginia	DNP			
Nov. 21	Iowa State	3	26	0	13
Dec. 5	at Kansas State	3	35	0	32
Dec. 12	at Kansas	Canceled			
Dec. 29	vs. Colorado#	3	35	0	34

WHITTINGTON'S 2021 GAME-BY-GAME RECEIVING STATS

Date	Opponent	No.	Yds	TD	Long
Sep. 4	Louisiana	7	113	1	41
Sep. 11	at Arkansas	5	32	0	15
Sep. 18	Rice	1	7	0	7
Sep. 25	Texas Tech	5	93	1	36
Oct. 2	at TCU	3	79	1	37
Oct. 9	vs. Oklahoma	3	35	0	16
Oct. 16	Oklahoma State	DNP			
Oct. 30	at Baylor	DNP			
Nov. 6	at Iowa State	DNP			
Nov. 13	Kansas	DNP			
Nov. 20	at West Virginia	0	0	0	0
Nov. 26	Kansas State	2	18	0	9

WHITTINGTON'S 2022 GAME-BY-GAME RECEIVING STATS

Date	Opponent	No.	Yds	TD	Long
Sep. 3	ULM	3	26	0	11
Sep. 10	Alabama	7	64	0	17
Sep. 17	UTSA	4	56	0	26
Sep. 24	at Texas Tech	4	53	0	15
Oct. 1	West Virginia	3	58	0	31
Oct. 8	vs. Oklahoma	5	97	0	32
Oct. 15	Iowa State	2	27	1	22
Oct. 22	at Oklahoma State	1	23	0	23
Nov. 5	at Kansas State	2	22	0	18
Nov. 12	TCU	6	78	0	25
Nov. 19	at Kansas	6	56	0	21
Nov. 25	Baylor	2	48	0	29
Dec. 29	vs. Washington+	5	44	0	13

WHITTINGTON'S 2023 GAME-BY-GAME RECEIVING STATS

Date	Opponent	No.	Yds	TD	Long
Sep. 2	Rice	4	47	0	26
Sep. 9	at Alabama	3	44	0	31
Sep. 16	Wyoming	1	14	0	14
Sep. 23	at Baylor	2	19	0	14
Sep. 30	Kansas	2	18	0	11
Oct. 7	vs. Oklahoma	10	115	0	28
Oct. 21	at Houston	2	10	0	7
Oct. 28	BYU				
Nov. 4	Kansas State				
Nov. 11	at TCU				
Nov. 18	at Iowa State				
Nov. 24	Texas Tech				

WHITTINGTON'S CAREER RECEIVING STATS

Year	G	Rec	Yds	TD	Lg	Rec/G	Avg/C	Avg/G
2019	1	2	17	0	14	2.0	8.5	17.0
2020	5	21	206	0	43	4.2	9.8	41.2
2021	8	26	377	3	41	3.3	14.5	47.1
2022	13	50	652	1	32	3.8	13.0	50.2
2023	7	24	267	0	31	3.4	11.1	38.1
Career	34	123	1,519	4	43	3.6	12.3	44.7

23 JAHDAE BARRON

DB | 5-11 | 192 | SR-3L
ROUND ROCK, TEXAS | CONNALLY

CAREER HIGHS

Tackles..... 12, at Oklahoma State (2022)
Solo tackles..... 8, TCU (2022)
Tackles for loss..... 3.5, TCU (2022)
Sacks..... 1, Baylor (2022)
Interceptions..... 1, three times, last at Alabama (2023)
Pass breakups..... 1, seven times, last at Houston (2023)
Forced fumbles..... 1, Iowa State (2022)
Fumbles recovered..... 1, twice, last vs. Kansas (2023)

CAREER TOTALS

Games with 5-plus tackles..... 10, last vs. Oklahoma (2023)
Games with 8-plus tackles..... 5, last vs. Oklahoma (2023)
Games with 10-plus tackles..... 5, last vs. Oklahoma (2023)

BARRON'S 2020 GAME-BY-GAME DEFENSIVE STATS

Date	Opponent	TKL(Solo)	TFL	Sacks	Int	PBU	FF	FR	Blk
Sep. 12	UTEP	2 (2)	0.0	0.0	0	1	0	0	0
Sep. 26	at Texas Tech	0 (0)	0.0	0.0	0	0	0	0	0
Oct. 3	TCU	0 (0)	0.0	0.0	0	0	0	0	0
Oct. 10	vs. Oklahoma	0 (0)	0.0	0.0	0	0	0	0	0
Oct. 24	Baylor	DNP							
Oct. 31	at Oklahoma State	DNP							
Nov. 7	West Virginia	DNP							
Nov. 27	Iowa State	DNP							
Dec. 5	at Kansas State	DNP							
Dec. 12	at Kansas	Canceled							
Dec. 29	vs. Colorado#	1 (1)	0.0	0.0	0	0	0	0	0

BARRON'S 2021 GAME-BY-GAME DEFENSIVE STATS

Date	Opponent	TKL(Solo)	TFL	Sacks	Int	PBU	FF	FR	Blk
Sep. 4	Louisiana	2 (0)	0.0	0.0	0	0	0	0	0
Sep. 11	at Arkansas	1 (1)	0.0	0.0	0	0	0	0	0
Sep. 18	Rice	DNP							
Sep. 25	Texas Tech	DNP							
Oct. 2	at TCU	DNP							
Oct. 9	vs. Oklahoma	1 (1)	0.0	0.0	0	0	0	0	0
Oct. 16	Oklahoma State	1 (1)	0.0	0.0	0	1	0	0	0
Oct. 30	at Baylor	1 (0)	0.0	0.0	0	0	0	0	0
Nov. 6	at Iowa State	3 (3)	0.0	0.0	0	0	1	0	0
Nov. 13	Kansas	2 (1)	0.0	0.0	0	1	0	0	0
Nov. 20	at West Virginia	4 (2)	1.0	0.0	0	1	0	0	0
Nov. 26	Kansas State	3 (3)	0.0	0.0	0	0	0	0	0

BARRON'S 2022 GAME-BY-GAME DEFENSIVE STATS

Date	Opponent	TKL(Solo)	TFL	Sacks	Int	PBU	FF	FR	Blk
Sep. 3	ULM	1 (0)	0.0	0.0	0	0	0	0	0
Sep. 10	Alabama	4 (2)	0.5	0.0	0	0	0	0	0
Sep. 17	UTSA	6 (3)	0.0	0.0	1	0	0	0	0
Sep. 24	at Texas Tech	10 (6)	2.0	0.0	0	0	0	0	0
Oct. 1	West Virginia	6 (5)	1.0	0.0	0	0	0	0	0
Oct. 8	vs. Oklahoma	6 (3)	0.5	0.0	1	0	0	0	0
Oct. 15	Iowa State	3 (1)	0.0	0.0	0	0	0	0	0
Oct. 22	at Oklahoma St.	12 (6)	1.5	0.0	0	0	0	0	0
Nov. 5	at Kansas State	3 (3)	0.0	0.0	0	1	0	0	0
Nov. 12	TCU	11 (8)	3.5	0.0	0	0	0	1	0
Nov. 19	at Kansas	4 (1)	0.5	0.0	0	0	0	0	0
Nov. 25	Baylor	5 (2)	2.0	1.0	0	1	0	0	0
Dec. 29	vs. Washington+	7 (3)	0.0	0.0	0	0	0	0	0

BARRON'S 2023 GAME-BY-GAME DEFENSIVE STATS

Date	Opponent	TKL(Solo)	TFL	Sacks	Int	PBU	FF	FR	Blk
Sep. 2	Rice	2 (0)	0.0	0.0	0	0	0	0	0
Sep. 9	at Alabama	4 (3)	0.0	0.0	1	0	0	0	0
Sep. 16	Wyoming	11 (6)	0.5	0.0	0	1	0	0	0
Sep. 23	at Baylor	0 (0)	0.0	0.0	0	0	0	0	0
Sep. 30	Kansas	4 (3)	1.0	0.0	0	0	0	1	0
Oct. 7	vs. Oklahoma	11 (5)	1.0	0.0	0	0	0	0	0
Oct. 21	at Houston	3 (2)	0.0	0.0	0	1	0	0	0
Oct. 28	BYU								
Nov. 4	Kansas State								
Nov. 11	at TCU								
Nov. 18	at Iowa State								
Nov. 24	Texas Tech								

BARRON'S CAREER DEFENSIVE STATS

Year	G	Tkl	Solo	TFL-Yds	Sack-Yds	Int	PBU	FF	FR	Blk
2020	5	3	3	0.0-0	0.0-0	0	1	0	0	0
2021	9	18	12	1.0-1	0.0-0	0	3	1	0	0
2022	13	78	43	11.5-32	1.0-6	2	3	0	1	0
2023	7	35	19	2.5-11	0.0-0	1	2	0	1	0
Career	34	134	77	15.0-44	1.0-6	3	9	1	2	0

SELECT PLAYERS GAME-BY-GAME STATISTICS

24 JONATHON BROOKS

RB | 6-0 | 207 | SO-1L

HALLETTVILLE, TEXAS | HALLETTVILLE

CAREER HIGHS

Attempts	22, vs. Oklahoma (2023)
Rushing Yards	218, Kansas (2023)
Rushing TDs	2, three times, last vs. Kansas (2023)
Long Rush	70, at Kansas (2022)
Receptions	8, at Houston (2023)
Receiving Yards	51, at Houston (2023)
Receiving TDs	1, twice, last vs. Rice (2023)
Long Reception	37, vs. Rice (2023)
All-Purpose Yards	241, Kansas (2023)

CAREER TOTALS

100-yard rushing games	5, vs. Oklahoma (2023)
200-yard rushing games	1, Kansas (2023)
Multiple rush TD games	3, last vs. Kansas (2023)

BROOKS' 2021 GAME-BY-GAME RUSHING STATS

Date	Opponent	Att	Yds	TD	Long	Avg
Sep. 4	Louisiana			DNP		
Sept. 11	at Arkansas			DNP		
Sept. 18	Rice	9	63	1	25	7.0
Sept. 25	Texas Tech	7	47	0	15	6.7
Oct. 2	at TCU			DNP		
Oct. 9	vs. Oklahoma	0	0	0	0	0
Oct. 16	Oklahoma State			DNP		
Oct. 30	at Baylor			DNP		
Nov. 6	at Iowa State			DNP		
Nov. 13	Kansas	5	33	0	14	6.6
Nov. 20	at West Virginia			DNP		
Nov. 26	Kansas State			DNP		

BROOKS' 2021 GAME-BY-GAME RECEIVING STATS

Date	Opponent	No.	Yds	TD	Long
Sep. 4	Louisiana			DNP	
Sep. 11	at Arkansas			DNP	
Sep. 18	Rice	0	0	0	0
Sep. 25	Texas Tech	0	0	0	0
Oct. 2	at TCU			DNP	
Oct. 9	vs. Oklahoma	0	0	0	0
Oct. 16	Oklahoma State			DNP	
Oct. 30	at Baylor			DNP	
Nov. 6	at Iowa State			DNP	
Nov. 13	Kansas	1	12	0	12
Nov. 20	at West Virginia			DNP	
Nov. 26	Kansas State			DNP	

BROOKS' 2022 GAME-BY-GAME RUSHING STATS

Date	Opponent	Att	Yds	TD	Long	Avg
Sep. 3	ULM	6	32	1	19	5.3
Sep. 10	Alabama			DNP		
Sep. 17	UTSA	0	0	0	0	0.0
Sep. 24	at Texas Tech			DNP		
Oct. 1	West Virginia	0	0	0	0	0.0
Oct. 8	vs. Oklahoma	7	39	1	18	5.6
Oct. 15	Iowa State			DNP		
Oct. 22	at Oklahoma State			DNP		
Nov. 5	at Kansas State			DNP		
Nov. 12	TCU			DNP		
Nov. 19	at Kansas	11	108	2	70	9.8
Nov. 25	Baylor	0	0	0	0	0.0
Dec. 29	vs. Washington+	6	18	1	5	3.0

BROOKS' 2022 GAME-BY-GAME RECEIVING STATS

Date	Opponent	No.	Yds	TD	Long
Sep. 3	ULM	0	0	0	0
Sep. 10	Alabama			DNP	
Sep. 17	UTSA	0	0	0	0
Sep. 24	at Texas Tech			DNP	
Oct. 1	West Virginia	0	0	0	0
Oct. 8	vs. Oklahoma	0	0	0	0
Oct. 15	Iowa State			DNP	
Oct. 22	at Oklahoma State			DNP	
Nov. 5	at Kansas State			DNP	
Nov. 12	TCU			DNP	
Nov. 19	at Kansas	0	0	0	0
Nov. 25	Baylor	0	0	0	0
Dec. 29	vs. Washington+	2	37	1	34

BROOKS' 2023 GAME-BY-GAME RUSHING STATS

Date	Opponent	Att	Yds	TD	Long	Avg
Sep. 2	Rice	12	52	0	18	4.3
Sep. 9	at Alabama	14	57	1	14	4.1
Sep. 16	Wyoming	21	164	0	61	7.8
Sep. 23	at Baylor	18	106	2	40	5.9
Sep. 30	Kansas	21	218	2	67	10.4
Oct. 7	vs. Oklahoma	22	129	1	31	5.9
Oct. 21	at Houston	20	99	0	15	5.0
Oct. 28	BYU					
Nov. 4	Kansas State					
Nov. 11	at TCU					
Nov. 18	at Iowa State					
Nov. 24	Texas Tech					

BROOKS' 2023 GAME-BY-GAME RECEIVING STATS

Date	Opponent	No.	Yds	TD	Long
Sep. 2	Rice	2	42	1	37
Sep. 9	at Alabama	1	4	0	4
Sep. 16	Wyoming	0	0	0	0
Sep. 23	at Baylor	1	18	0	18
Sep. 30	Kansas	1	23	0	23
Oct. 7	vs. Oklahoma	5	34	0	9
Oct. 21	at Houston	8	51	0	18
Oct. 28	BYU				
Nov. 4	Kansas State				
Nov. 11	at TCU				
Nov. 18	at Iowa State				
Nov. 24	Texas Tech				

BROOKS' CAREER RUSHING STATS

Year	G	Att	Yds	TD	Lg	Avg/C	Avg/G
2021	4	21	143	1	25	6.8	35.8
2022	7	30	197	5	70	6.6	28.1
2023	7	128	825	6	67	6.4	117.9
Career	18	179	1,165	12	70	6.5	64.7

BROOKS' CAREER RECEIVING STATS

Year	G	Rec	Yds	TD	Lg	Rec/G	Avg/C	Avg/G
2021	4	1	12	0	12	0.3	12.0	3.0
2022	7	2	37	1	34	0.3	18.5	5.3
2023	7	18	172	1	37	2.6	9.6	24.6
Career	18	21	221	2	37	1.2	10.5	12.3

27 RYAN SANBORN

P | 6-3 | 211 | SR-TR

SAN DIEGO, CALIF. | PARKER SCHOOL/STANFORD

CAREER HIGHS

Punts	9, BYU (w/Stanford, 2022)
Long punt	68, at Oregon State (w/Stanford, 2019)
Touchbacks	1, seven times, last at Baylor (2023)
Fair catches	5, twice, last at Oregon (w/Stanford, 2022)
Inside 20-yd line	4, three times, last at California (w/Stanford, 2022)
Blocked Punts	1, Notre Dame (w/Stanford, 2019)

CAREER TOTALS

50-yard punts	44
60-yard punts	3
70-yard punts	None

SANBORN 2019 GAME-BY-GAME PUNTING STATS (STANFORD)

Date	Opponent	Punts	Avg	Long	TB	FC	I20
Aug. 31	Northwestern	5	32.6	39	1	1	1
Sep. 7	at USC	1	46.0	46	0	0	0
Sep. 14	at UCF	7	41.4	51	0	2	3
Sep. 21	Oregon	6	42.7	57	0	4	1
Sep. 28	at Oregon State	3	50.3	68	0	1	2
Oct. 5	Washington	4	36.5	54	1	1	3
Oct. 17	UCLA	8	40.5	52	0	6	1
Oct. 26	Arizona	5	43.8	52	0	0	1
Nov. 9	at Colorado	3	43.3	46	0	2	1
Nov. 16	at Washington State	0	-	-	-	-	-
Nov. 23	California	3	32.7	39	0	1	2
Nov. 30	Notre Dame	7	40.4	60	0	1	3

SANBORN 2020 GAME-BY-GAME PUNTING STATS (STANFORD)

Date	Opponent	Punts	Avg	Long	TB	FC	I20
Nov. 7	at Oregon	2	37.0	40	0	0	1
Nov. 14	Colorado	5	46.2	52	1	0	0
Nov. 21	Washington State			Canceled			
Nov. 27	at California	8	37.6	49	0	4	4
Dec. 5	at Washington	1	48.0	48	0	0	1
Dec. 12	at Oregon State	4	32.3	37	0	2	2
Dec. 19	at UCLA	3	38.3	53	0	1	1

SANBORN 2021 GAME-BY-GAME PUNTING STATS (STANFORD)

Date	Opponent	Punts	Avg	Long	TB	FC	I20
Sep. 4	Kansas State	6	39.7	51	1	2	2
Sep. 11	at USC	3	46.7	59	1	1	1
Sep. 18	at Vanderbilt	4	44.8	50	0	1	1
Sep. 25	UCLA	7	49.4	57	0	1	2
Oct. 2	Oregon	6	44.3	54	0	0	1
Oct. 8	at Arizona State	4	30.8	40	1	2	3
Oct. 16	at Washington State	4	36.3	41	0	0	0
Oct. 30	Washington	4	35.5	50	0	1	1
Nov. 5	Utah	7	46.3	60	0	0	1
Nov. 13	at Oregon State	2	49.0	51	0	0	1
Nov. 20	California	5	45.5	54	1	3	2
Nov. 27	Notre Dame	8	46.5	52	0	5	4

SANBORN 2022 GAME-BY-GAME PUNTING STATS (STANFORD)

Date	Opponent	Punts	Avg	Long	TB	FC	I20
Sep. 3	Colgate	3	44.3	53	0	0	0
Sep. 10	USC	2	47.0	48	0	1	2
Sep. 24	at Washington	4	45.5	50	0	1	1
Oct. 1	at Oregon	7	40.3	48	0	5	0
Oct. 8	Oregon State	5	39.4	49	0	3	1
Oct. 15	at Notre Dame	4	40.0	48	0	2	2
Oct. 22	Arizona State	3	43.7	51	0	2	2
Oct. 29	at UCLA	6	41.3	51	0	1	3
Nov. 5	Washington State	7	43.4	50	0	0	0
Nov. 12	Utah	7	39.0	53	0	3	2
Nov. 19	at California	8	43.9	59	0	2	4
Nov. 26	BYU	9	36.0	44	0	2	1

SANBORN'S 2023 GAME-BY-GAME PUNTING STATS

Date	Opponent	Punts	Avg	Long	TB	FC	I20
Sep. 2	Rice	2	44.5	45	0	2	1
Sep. 9	at Alabama	3	50.0	56	0	0	1
Sep. 16	Wyoming	4	48.3	56	0	1	1
Sep. 23	at Baylor	4	44.8	50	1	1	1
Sep. 30	Kansas	0	-	-	-	-	-
Oct. 7	vs. Oklahoma	1	38.0	38	0	1	1
Oct. 21	at Houston	3	52.3	59	0	0	1
Oct. 28	BYU						
Nov. 4	Kansas State						
Nov. 11	at TCU						
Nov. 18	at Iowa State						
Nov. 24	Texas Tech						

SANBORN'S CAREER KICKING STATS

Year	G	Punts	Yds	Avg	Long	TB	FC	I20
2019	12	52	2,106	40.5	68	2	19	18
2020	6	23	898	49.0	53	1	7	9
2021	12	60	2,600	43.3	60	4	16	19
2022	12	57	2,376	41.7	59	0	22	9
2023	7	17	806	47.4	59	1	5	6
Stanford	42	192	7,980	41.6	68	7	64	64
Texas	7	17	806	47.4	59	1	5	6
Career	49	209	8,786	42.0	68	8	69	70

SELECT PLAYERS GAME-BY-GAME STATISTICS

28 JERRIN THOMPSON

DB | 6-0 | 191 | SR-3L
LUFKIN, TEXAS | LUFKIN

CAREER HIGHS

Tackles..... 11, twice, last vs. Washington (2022)
Solo tackles..... 7, twice, last vs. Washington (2022)
Tackles for loss..... 1.0, four times, last at Kansas (2022)
Sacks..... None
Interceptions..... 1, four times, last vs. Wyoming (2023)
Pass breakups..... 3, at Oklahoma State (2022)
Forced fumbles..... 1, Rice (2021)
Fumbles recovered..... None

CAREER TOTALS

Games with 5-plus tackles..... 15, last at Houston (2023)
Games with 8-plus tackles..... 4, last vs. Washington (2022)
Games with 10-plus tackles..... 3, last vs. Washington (2022)

THOMPSON'S 2020 GAME-BY-GAME DEFENSIVE STATS

Date	Opponent	TKL(Solo)	TFL	Sacks	Int	PBU	FF	FR	Blk
Sep. 12	UTEP	1 (0)	0.0	0.0	0	0	0	0	0
Sep. 26	at Texas Tech	0 (0)	0.0	0.0	0	0	0	0	0
Oct. 3	TCU	0 (0)	0.0	0.0	0	0	0	0	0
Oct. 10	vs. Oklahoma	3 (1)	0.0	0.0	0	0	0	0	0
Oct. 24	Baylor	0 (0)	0.0	0.0	0	0	0	0	0
Oct. 31	at Oklahoma State	0 (0)	0.0	0.0	0	0	0	0	0
Nov. 7	West Virginia	1 (1)	0.0	0.0	0	0	0	0	0
Nov. 27	Iowa State	0 (0)	0.0	0.0	0	0	0	0	0
Dec. 5	at Kansas State	3 (3)	0.0	0.0	1	1	0	0	0
Dec. 12	at Kansas	Canceled							
Dec. 29	vs. Colorado#	6 (5)	0.0	0.0	0	0	0	0	0

THOMPSON'S 2021 GAME-BY-GAME DEFENSIVE STATS

Date	Opponent	TKL(Solo)	TFL	Sacks	Int	PBU	FF	FR	Blk
Sep. 4	Louisiana	0 (0)	0.0	0.0	0	0	0	0	0
Sep. 11	at Arkansas	5 (4)	1.0	0.0	0	0	0	0	0
Sep. 18	Rice	3 (2)	0.0	0.0	0	0	1	0	0
Sep. 25	Texas Tech	4 (2)	0.0	0.0	0	0	0	0	0
Oct. 2	at TCU	5 (1)	0.0	0.0	0	0	0	0	0
Oct. 9	vs. Oklahoma	3 (3)	0.0	0.0	0	0	0	0	0
Oct. 16	Oklahoma State	2 (1)	0.0	0.0	0	0	0	0	0
Oct. 30	at Baylor	5 (2)	1.0	0.0	0	0	0	0	0
Nov. 6	at Iowa State	1 (0)	0.0	0.0	0	2	0	0	0
Nov. 13	Kansas	4 (3)	1.0	0.0	0	1	0	0	0
Nov. 20	at West Virginia	4 (3)	0.0	0.0	0	0	0	0	0
Nov. 26	Kansas State	5 (5)	0.0	0.0	0	0	0	0	0

THOMPSON'S 2022 GAME-BY-GAME DEFENSIVE STATS

Date	Opponent	TKL(Solo)	TFL	Sacks	Int	PBU	FF	FR	Blk
Sep. 3	ULM	4 (2)	0.0	0.0	0	0	0	0	0
Sep. 10	Alabama	7 (4)	0.0	0.0	0	0	0	0	0
Sep. 17	UTSA	4 (4)	0.0	0.0	0	0	0	0	0
Sep. 24	at Texas Tech	10 (7)	0.0	0.0	0	1	0	0	0
Oct. 1	West Virginia	10 (6)	0.0	0.0	0	1	0	0	0
Oct. 8	vs. Oklahoma	7 (4)	0.0	0.0	0	0	0	0	0
Oct. 15	Iowa State	4 (3)	0.0	0.0	0	1	0	0	0
Oct. 22	at Oklahoma St.	5 (3)	0.0	0.0	0	3	0	0	0
Nov. 5	at Kansas State	6 (4)	0.0	0.0	0	0	0	0	0
Nov. 12	TCU	2 (0)	0.0	0.0	0	0	0	0	0
Nov. 19	at Kansas	4 (2)	0.5	0.0	0	1	0	0	0
Nov. 25	Baylor	9 (4)	0.0	0.0	0	0	0	0	0
Dec. 29	vs. Washington+	11 (7)	0.0	0.0	1	0	0	0	0

THOMPSON'S 2023 GAME-BY-GAME DEFENSIVE STATS

Date	Opponent	TKL(Solo)	TFL	Sacks	Int	PBU	FF	FR	Blk
Sep. 2	Rice	1 (0)	0.0	0.0	0	0	0	0	0
Sep. 9	at Alabama	4 (1)	0.0	0.0	1	0	0	0	0
Sep. 16	Wyoming	3 (2)	0.0	0.0	1	1	0	0	0
Sep. 23	at Baylor	0 (0)	0.0	0.0	0	0	0	0	0
Sep. 30	Kansas	0 (0)	0.0	0.0	0	0	0	0	0
Oct. 7	vs. Oklahoma	5 (4)	0.0	0.0	0	2	0	0	0
Oct. 21	at Houston	5 (5)	0.0	0.0	0	0	0	0	0
Oct. 28	BYU								
Nov. 4	Kansas State								
Nov. 11	at TCU								
Nov. 18	at Iowa State								
Nov. 24	Texas Tech								

THOMPSON'S CAREER DEFENSIVE STATS

Year	G	Tkl	Solo	TFL-Yds	Sack-Yds	Int	PBU	FF	FR	Blk
2020	10	14	10	0.0-0	0.0-0	1	1	0	0	0
2021	12	41	26	3.0-6	0.0-0	0	3	1	0	0
2022	13	83	50	0.5-1	0.0-0	1	7	0	0	0
2023	7	18	12	0.0-0	0.0-0	2	3	0	0	0
Career	42	156	98	3.5-7	0.0-0	4	14	1	0	0

33 DAVID GBENDA

LB | 6-0 | 225 | SR-3L
KATY, TEXAS | CINCO RANCH

CAREER HIGHS

Tackles..... 7, twice, last vs. Kansas State (2021)
Solo tackles..... 7, Kansas State (2021)
Tackles for loss..... 1.0, three time, last at Alabama (2023)
Sacks..... 1.0, twice, last at Alabama (2023)
Interceptions..... 1, at Kansas State (2020)
Pass breakups..... 1, twice, last at West Virginia (2021)
Forced fumbles..... None
Fumbles recovered..... None
Blocked kicks..... None

CAREER TOTALS

Games with 5-plus tackles..... 6, last vs. Wyoming (2023)
Games with 8-plus tackles..... None
Games with 10-plus tackles..... None

GBENDA'S 2019 GAME-BY-GAME DEFENSIVE STATS

Date	Opponent	TKL(Solo)	TFL	Sacks	Int	PBU	FF	FR	Blk
Aug. 31	Louisiana Tech	0 (0)	0.0	0.0	0	0	0	0	0
Sep. 7	LSU	0 (0)	0.0	0.0	0	0	0	0	0
Sep. 14	at Rice	1 (0)	0.0	0.0	0	0	0	0	0
Sep. 21	Oklahoma State								
Oct. 5	at West Virginia								
Oct. 12	vs. Oklahoma								
Oct. 19	Kansas	1 (0)	0.0	0.0	0	0	0	0	0
Oct. 26	at TCU								
Nov. 9	Kansas State								
Nov. 16	at Iowa State								
Nov. 23	at Baylor								
Nov. 29	Texas Tech								
Dec. 31	vs. Utah*								

GBENDA'S 2020 GAME-BY-GAME DEFENSIVE STATS

Date	Opponent	TKL(Solo)	TFL	Sacks	Int	PBU	FF	FR	Blk
Sep. 12	UTEP	4 (2)	0.0	0.0	0	0	0	0	0
Sep. 26	at Texas Tech	0 (0)	0.0	0.0	0	0	0	0	0
Oct. 3	TCU	2 (1)	0.0	0.0	0	0	0	0	0
Oct. 10	vs. Oklahoma	4 (2)	0.0	0.0	0	0	0	0	0
Oct. 24	Baylor	0 (0)	0.0	0.0	0	0	0	0	0
Oct. 31	at Oklahoma St.	0 (0)	0.0	0.0	0	0	0	0	0
Nov. 7	West Virginia	2 (2)	0.0	0.0	0	0	0	0	0
Nov. 27	Iowa State	0 (0)	0.0	0.0	0	0	0	0	0
Dec. 5	at Kansas State	3 (2)	0.0	0.0	1	0	0	0	0
Dec. 12	at Kansas	Canceled							
Dec. 29	vs. Colorado#	4 (1)	0.0	0.0	0	0	0	0	0

GBENDA'S 2021 GAME-BY-GAME DEFENSIVE STATS

Date	Opponent	TKL(Solo)	TFL	Sacks	Int	PBU	FF	FR	Blk
Sep. 4	Louisiana	5 (4)	0.0	0.0	0	0	0	0	0
Sep. 11	at Arkansas	1 (1)	0.0	0.0	0	0	0	0	0
Sep. 18	Rice	1 (0)	0.0	0.0	0	0	0	0	0
Sep. 25	Texas Tech	0 (0)	0.0	0.0	0	0	0	0	0
Oct. 2	at TCU								
Oct. 9	vs. Oklahoma	0 (0)	0.0	0.0	0	0	0	0	0
Oct. 16	Oklahoma State	7 (1)	0.0	0.0	0	1	0	0	0
Oct. 30	at Baylor	1 (1)	1.0	0.0	0	0	0	0	0
Nov. 6	at Iowa State	1 (1)	0.0	0.0	0	0	0	0	0
Nov. 13	Kansas	0 (0)	0.0	0.0	0	0	0	0	0
Nov. 20	at West Virginia	4 (2)	0.5	0.5	0	1	0	0	0
Nov. 26	Kansas State	7 (7)	1.0	1.0	0	0	0	0	0

GBENDA'S 2022 GAME-BY-GAME DEFENSIVE STATS

Date	Opponent	TKL(Solo)	TFL	Sacks	Int	PBU	FF	FR	Blk
Sep. 3	ULM	2 (1)	0.0	0.0	0	0	0	0	0
Sep. 10	Alabama	0 (0)	0.0	0.0	0	0	0	0	0
Sep. 17	UTSA	3 (3)	0.0	0.0	0	0	0	0	0
Sep. 24	at Texas Tech	2 (1)	0.0	0.0	0	0	0	0	0
Oct. 1	West Virginia	0 (0)	0.0	0.0	0	0	0	0	0
Oct. 8	vs. Oklahoma	0 (0)	0.0	0.0	0	0	0	0	0
Oct. 15	Iowa State								
Oct. 22	at Oklahoma St.								
Nov. 5	at Kansas State								
Nov. 12	TCU								
Nov. 19	at Kansas								
Nov. 25	Baylor								
Dec. 29	vs. Washington+2 (1)	0.0	0.0	0	0	0	0	0	0

GBENDA'S 2023 GAME-BY-GAME DEFENSIVE STATS

Date	Opponent	TKL(Solo)	TFL	Sacks	Int	PBU	FF	FR	Blk
Sep. 2	Rice	6 (3)	0.5	0.5	0	0	0	0	0
Sep. 9	at Alabama	6 (3)	1.0	1.0	0	0	0	0	0
Sep. 16	Wyoming	6 (2)	0.5	0.0	0	0	0	0	0
Sep. 23	at Baylor	4 (2)	0.0	0.0	0	0	0	0	0
Sep. 30	Kansas	3 (0)	0.0	0.0	0	0	0	0	0
Oct. 7	vs. Oklahoma	4 (2)	0.0	0.0	0	0	0	0	0
Oct. 21	at Houston	3 (2)	0.0	0.0	0	0	0	0	0
Oct. 28	BYU								
Nov. 4	Kansas State								
Nov. 11	at TCU								
Nov. 18	at Iowa State								
Nov. 24	Texas Tech								

GBENDA'S CAREER DEFENSIVE STATS

Year	G	Tkl	Solo	TFL-Yds	Sack-Yds	Int	PBU	FF	FR	Blk
2019	4	1	0	0.0-0	0.0-0	0	0	0	0	0
2020	10	19	10	0.0-0	0.0-0	1	1	0	0	0
2021	11	23	15	2.0-4	1.0-1	0	1	0	0	0
2022	8	12	8	0.0-0	0.0-0	0	0	0	0	0
2023	7	32	14	2.0-16	1.5-15	0	0	0	0	0
Career	40	87	47	4.0-20	2.5-16	1	2	0	0	0

SELECT PLAYERS GAME-BY-GAME STATISTICS

41 JAYLAN FORD

LB | 6-3 | 242 | SR-3L
FRISCO, TEXAS | LONE STAR

CAREER HIGHS

Tackles.....	15, UTSA (2022)
Solo tackles.....	10, UTSA (2022)
Tackles for loss.....	2.5, at Houston (2023)
Sacks.....	1.0, twice, last at Oklahoma State (2022)
Interceptions.....	1, six times, last at Baylor (2023)
Pass breakups.....	1, two times, last vs. Baylor (2022)
Forced fumbles.....	1, four times, last at Houston (2023)
Fumbles recovered.....	1, twice, last at Kansas State (2022)

CAREER TOTALS

Games with 5-plus tackles.....	24, last at Houston (2023)
Games with 8-plus tackles.....	11, last vs. Oklahoma (2023)
Games with 10-plus tackles.....	8, last vs. Washington (2022)

FORD'S 2020 GAME-BY-GAME DEFENSIVE STATS

Date	Opponent	TKL(Solo)	TFL	Sacks	Int	PBU	FF	FR	Bik
Sep. 12	UTEP	3 (1)	0.0	0.0	0	0	0	0	0
Sep. 26	at Texas Tech	0 (0)	0.0	0.0	0	0	0	0	0
Oct. 3	TCU	0 (0)	0.0	0.0	0	0	0	0	0
Oct. 10	vs. Oklahoma	0 (0)	0.0	0.0	0	0	0	0	0
Oct. 24	Baylor	0 (0)	0.0	0.0	0	0	0	0	0
Oct. 31	at Oklahoma State	0 (0)	0.0	0.0	0	0	0	0	0
Nov. 7	West Virginia	0 (0)	0.0	0.0	0	0	0	0	0
Nov. 27	Iowa State	0 (0)	0.0	0.0	0	0	0	0	0
Dec. 5	at Kansas State	7 (2)	1.0	0.0	0	0	0	0	0
Dec. 12	at Kansas								
Dec. 29	vs. Colorado#	4 (1)	0.0	0.0	0	0	0	0	0

FORD'S 2021 GAME-BY-GAME DEFENSIVE STATS

Date	Opponent	TKL(Solo)	TFL	Sacks	Int	PBU	FF	FR	Bik
Sep. 4	Louisiana	3 (1)	0.0	0.0	0	0	0	0	0
Sep. 11	at Arkansas	4 (0)	0.0	0.0	0	0	0	0	0
Sep. 18	Rice	2 (0)	0.0	0.0	0	0	0	0	0
Sep. 25	Texas Tech	4 (0)	0.0	0.0	0	0	0	0	0
Oct. 2	at TCU	3 (3)	0.0	0.0	0	0	0	0	0
Oct. 9	vs. Oklahoma	1 (1)	0.0	0.0	0	0	0	0	0
Oct. 16	Oklahoma State	12 (7)	1.0	0.0	0	0	0	0	0
Oct. 30	at Baylor	3 (5)	0.0	0.0	0	0	0	0	0
Nov. 6	at Iowa State	4 (2)	1.0	0.0	0	0	0	0	0
Nov. 13	Kansas	6 (3)	1.0	0.0	0	0	0	0	0
Nov. 20	at West Virginia	5 (3)	1.0	0.0	0	0	0	0	0
Nov. 26	Kansas State	6 (6)	2.0	0.0	0	0	0	0	0

FORD'S 2022 GAME-BY-GAME DEFENSIVE STATS

Date	Opponent	TKL(Solo)	TFL	Sacks	Int	PBU	FF	FR	Bik
Sep. 3	ULM	0 (0)	0.0	0.0	0	0	0	0	0
Sep. 10	Alabama	10 (6)	2.0	1.0	0	0	0	0	0
Sep. 17	UTSA	15 (10)	0.5	0.0	0	0	1	0	0
Sep. 24	at Texas Tech	12 (8)	1.0	0.0	0	0	1	0	0
Oct. 1	West Virginia	14 (7)	1.0	0.0	0	0	0	0	0
Oct. 8	vs. Oklahoma	7 (4)	1.0	0.0	0	1	0	0	0
Oct. 15	Iowa State	8 (2)	0.0	0.0	1	0	0	1	0
Oct. 22	at Oklahoma St.	6 (4)	2.0	1.0	0	0	0	0	0
Nov. 5	at Kansas State	10 (6)	0.0	0.0	1	0	1	1	0
Nov. 12	TCU	9 (3)	0.5	0.0	0	0	0	0	0
Nov. 19	at Kansas	5 (4)	0.0	0.0	1	0	0	0	0
Nov. 25	Baylor	13 (2)	2.0	0.0	1	1	0	0	0
Dec. 29	vs. Washington+	10 (5)	0.0	0.0	0	0	0	0	0

FORD'S 2023 GAME-BY-GAME DEFENSIVE STATS

Date	Opponent	TKL(Solo)	TFL	Sacks	Int	PBU	FF	FR	Bik
Sep. 2	Rice	5 (1)	0.0	0.0	1	0	0	0	0
Sep. 9	at Alabama	5 (2)	1.0	0.0	0	0	0	0	0
Sep. 16	Wyoming	7 (4)	1.0	0.0	0	0	0	0	0
Sep. 23	at Baylor	8 (4)	1.0	0.0	1	0	0	0	0
Sep. 30	Kansas	7 (4)	1.0	0.0	0	0	0	0	0
Oct. 7	vs. Oklahoma	8 (3)	1.0	0.0	0	0	0	0	0
Oct. 21	at Houston	6 (2)	2.5	1.0	0	0	1	0	0
Oct. 28	BYU								
Nov. 4	Kansas State								
Nov. 11	at TCU								
Nov. 18	at Iowa State								
Nov. 24	Texas Tech								

FORD'S CAREER DEFENSIVE STATS

Year	G	Tkl	Solo	TFL-Yds	Sack-Yds	Int	PBU	FF	FR	Bik
2020	10	14	5	1.0-6	0.0-0	0	0	0	0	0
2021	12	53	29	6.0-6	0.0-0	0	0	0	0	0
2022	13	119	61	10.0-41	2.0-21	4	2	3	2	0
2023	7	46	20	7.5-26	1.0-9	2	0	1	0	0
Career	42	232	115	24.5-79	3.0-30	6	2	4	2	0

45 BERT AUBURN

K | 6-0 | 183 | JR-1L
FLOWER MOUND, TEXAS | FLOWER MOUND

CAREER HIGHS

Field goals made.....	4, Alabama (2022)
Field goals attempted.....	5, Alabama (2022)
Long field goal.....	49, twice, last vs. Rice (2023)
PAT made.....	7, three times, last at Kansas (2022)
PAT attempted.....	7, three times, last at Kansas (2022)

CAREER TOTALS

40-yard field goals made.....	11
40-yard field goals attempted.....	15
50-yard field goals made.....	0
50-yard field goals attempted.....	2
Game-winning walk-off kicks.....	None

AUBURN'S 2021 GAME-BY-GAME KICKING STATS

Date	Opponent	FG	FGA	Long	PAT	KO	TB
Sep. 4	Louisiana			DNP			
Sep. 11	at Arkansas			DNP			
Sep. 18	Rice	-	-	-	3-3	4	1
Sep. 25	Texas Tech			DNP			
Oct. 2	at TCU			DNP			
Oct. 9	vs. Oklahoma			DNP			
Oct. 16	Oklahoma State			DNP			
Oct. 30	at Baylor			DNP			
Nov. 6	at Iowa State			DNP			
Nov. 13	Kansas			DNP			
Nov. 20	at West Virginia			DNP			
Nov. 26	Kansas State			DNP			

AUBURN'S 2022 GAME-BY-GAME KICKING STATS

Date	Opponent	FG	FGA	Long	PAT	KO	TB
Sep. 3	ULM	1	2	41	7-7	0	0
Sep. 10	Alabama	4	5	49	1-1	0	0
Sep. 17	UTSA	2	2	44	5-5	1	1
Sep. 24	at Texas Tech	2	2	48	4-4	0	0
Oct. 1	West Virginia	1	1	45	5-5	0	0
Oct. 8	vs. Oklahoma	0	1	--	7-7	0	0
Oct. 15	Iowa State	1	2	31	3-3	0	0
Oct. 22	at Oklahoma State	3	3	37	4-4	0	0
Nov. 5	at Kansas State	2	2	29	4-4	0	0
Nov. 12	TCU	1	1	22	1-1	0	0
Nov. 19	at Kansas	2	2	40	7-7	0	0
Nov. 25	Baylor	1	1	38	5-5	0	0
Dec. 29	vs. Washington+	2	2	30	2-2	0	0

AUBURN'S 2023 GAME-BY-GAME KICKING STATS

Date	Opponent	FG	FGA	Long	PAT	KO	TB
Sep. 2	ULM	3	4	49	4-4	0	0
Sep. 9	Alabama	2	3	29	4-4	0	0
Sep. 16	UTSA	1	1	37	4-4	0	0
Sep. 23	at Texas Tech	1	2	37	5-5	0	0
Sep. 30	West Virginia	2	4	30	4-4	0	0
Oct. 7	vs. Oklahoma	3	3	47	3-3	0	0
Oct. 21	at Houston	1	1	25	4-4	0	0
Oct. 28	BYU						
Nov. 4	Kansas State						
Nov. 11	at TCU						
Nov. 18	at Iowa State						
Nov. 24	Texas Tech						

AUBURN'S CAREER KICKING STATS

Year	G	FG-FGA	Long	Pct	PAT	KO	TB
2021	1	0-0	-	-	3-3	4	1
2022	13	21-26	49	80.8	55-55	1	1
2023	7	13-18	49	72.2	28-28	0	0
Career	21	34-44	49	77.3	86-86	5	2

85 GUNNAR HELM

TE | 6-5 | 250 | JR-2L
ENGLEWOOD, COLO. | CHERRY CREEK

CAREER HIGHS

Receptions.....	4, vs. Oklahoma (2023)
Receiving Yards.....	67, vs. Oklahoma (2023)
Receiving TDs.....	1, vs. Oklahoma (2023)
Long Reception.....	25, vs. Oklahoma (2023)

CAREER TOTALS

100-yard receiving games.....	None
Multiple receiving TD games.....	None

HELM'S 2021 GAME-BY-GAME RECEIVING STATS

Date	Opponent	No.	Yds	TD	Long
Sep. 4	Louisiana	0	0	0	0
Sep. 11	at Arkansas	0	0	0	0
Sep. 18	Rice	0	0	0	0
Sep. 25	Texas Tech	0	0	0	0
Oct. 2	at TCU	0	0	0	0
Oct. 9	vs. Oklahoma	0	0	0	0
Oct. 16	Oklahoma State	0	0	0	0
Oct. 30	at Baylor	0	0	0	0
Nov. 6	at Iowa State	0	0	0	0
Nov. 13	Kansas	0	0	0	0
Nov. 20	at West Virginia	0	0	0	0
Nov. 26	Kansas State	0	0	0	0

HELM'S 2022 GAME-BY-GAME RECEIVING STATS

Date	Opponent	No.	Yds	TD	Long
Sep. 3	ULM	1	7	0	7
Sep. 10	Alabama	0	0	0	0
Sep. 17	UTSA	0	0	0	0
Sep. 24	at Texas Tech	1	5	0	5
Oct. 1	West Virginia	0	0	0	0
Oct. 8	vs. Oklahoma	2	13	0	9
Oct. 15	Iowa State	0	0	0	0
Oct. 22	at Oklahoma State	0	0	0	0
Nov. 5	at Kansas State	0	0	0	0
Nov. 12	TCU	0	0	0	0
Nov. 19	at Kansas	0	0	0	0
Nov. 25	Baylor	0	0	0	0
Dec. 29	vs. Washington+	1	19	0	19

HELM'S 2023 GAME-BY-GAME RECEIVING STATS

Date	Opponent	No.	Yds	TD	Long
Sep. 2	Rice	0	0	0	0
Sep. 9	at Alabama	0	0	0	0
Sep. 16	Wyoming	1	14	0	14
Sep. 23	at Baylor	2	37	0	21
Sep. 30	Kansas	0	0	0	0
Oct. 7	vs. Oklahoma	4	67	1	25
Oct. 21	at Houston	2	13	0	7
Oct. 28	BYU				
Nov. 4	Kansas State				
Nov. 11	at TCU				
Nov. 18	at Iowa State				
Nov. 24	Texas Tech				

HELM'S CAREER RECEIVING STATS

Year	G	Rec	Yds	TD	Lg	Rec/G	Avg/C	Avg/G
2021	12	0	0	0	0	-	-	-
2022	13	5	44	0	19	0.4	8.8	3.4
2023	7	9	131	1	25	1.3	14.6	18.7
Career	32	14	175	1	25	0.4	12.5	5.5

SELECT PLAYERS GAME-BY-GAME STATISTICS

88 BARRYN SORRELL

EDGE | 6-4 | 261 | JR-2L
NEW ORLEANS, LA. | HOLY CROSS

CAREER HIGHS

Tackles.....	11, TCU (2022)
Solo tackles.....	4, twice, last vs. Oklahoma (2023)
Tackles for loss.....	3.0, TCU (2022)
Sacks.....	1.5, three times, last vs. TCU (2022)
Interceptions.....	None
Pass breakups.....	1, TCU
Forced fumbles.....	1, at Oklahoma State (2022)
Fumbles recovered.....	None

CAREER TOTALS

Games with 5-plus tackles.....	5, last vs. Oklahoma (2023)
Games with 8-plus tackles.....	1, TCU (2022)
Games with 10-plus tackles.....	1, TCU (2022)

SORRELL'S 2021 GAME-BY-GAME DEFENSIVE STATS

Date	Opponent	TKL(Solo)	TFL	Sacks	Int	PBU	FF	FR	Blk
Sep. 4	Louisiana			DNP					
Sep. 11	at Arkansas			DNP					
Sep. 18	Rice	1 (0)	0.0	0.0	0	0	0	0	0
Sep. 25	Texas Tech	4 (3)	1.0	0.0	0	0	0	0	0
Oct. 2	at TCU			DNP					
Oct. 9	vs. Oklahoma	0 (0)	0.0	0.0	0	0	0	0	0
Oct. 16	Oklahoma State	1 (0)	0.0	0.0	0	0	0	0	0
Oct. 30	at Baylor	1 (0)	0.0	0.0	0	0	0	0	0
Nov. 6	at Iowa State	0 (0)	0.0	0.0	0	0	0	0	0
Nov. 13	Kansas			DNP					
Nov. 20	at West Virginia			DNP					
Nov. 26	Kansas State			DNP					

SORRELL'S 2022 GAME-BY-GAME DEFENSIVE STATS

Date	Opponent	TKL(Solo)	TFL	Sacks	Int	PBU	FF	FR	Blk
Sep. 3	ULM	6 (1)	2.0	1.5	0	0	0	0	0
Sep. 10	Alabama	1 (0)	0.0	0.0	0	0	0	0	0
Sep. 17	UTSA	3 (1)	0.0	0.0	0	0	0	0	0
Sep. 24	at Texas Tech	1 (0)	0.0	0.0	0	0	0	0	0
Oct. 1	West Virginia	3 (2)	1.5	1.5	0	0	0	0	0
Oct. 8	vs. Oklahoma	0 (0)	0.0	0.0	0	0	0	0	0
Oct. 15	Iowa State	2 (2)	0.0	0.0	0	0	0	0	0
Oct. 22	at Oklahoma St.	6 (2)	0.5	0.0	0	1	0	0	0
Nov. 5	at Kansas State	1 (1)	1.0	1.0	0	0	0	0	0
Nov. 12	TCU	11 (4)	3.0	1.5	0	1	0	0	0
Nov. 19	at Kansas	4 (3)	1.0	0.0	0	0	0	0	0
Nov. 25	Baylor	3 (0)	0.0	0.0	0	0	0	0	0
Dec. 29	vs. Washington	+3 (0)	0.0	0.0	0	0	0	0	0

SORRELL'S 2023 GAME-BY-GAME DEFENSIVE STATS

Date	Opponent	TKL(Solo)	TFL	Sacks	Int	PBU	FF	FR	Blk
Sep. 2	Rice	2 (0)	0.0	0.0	0	0	0	0	0
Sep. 9	at Alabama	2 (1)	0.0	0.0	0	0	0	0	0
Sep. 16	Wyoming	5 (3)	1.0	1.0	0	0	0	0	0
Sep. 23	at Baylor	1 (1)	0.0	0.0	0	0	0	0	0
Sep. 30	Kansas	3 (0)	0.0	0.0	0	0	0	0	0
Oct. 7	vs. Oklahoma	5 (4)	0.0	0.0	0	0	0	0	0
Oct. 21	at Houston	1 (1)	0.0	0.0	0	0	0	0	0
Oct. 28	BYU								
Nov. 4	Kansas State								
Nov. 11	at TCU								
Nov. 18	at Iowa State								
Nov. 24	Texas Tech								

SORRELL'S CAREER DEFENSIVE STATS

Year	G	Tkl	Solo	TFL	Yds	Sack	Yds	Int	PBU	FF	FR	Blk
2021	6	7	3	1.0-3	0.0-0	0	0	0	0	0	0	0
2022	13	44	16	9.0-55	5.5-46	0	1	1	0	0	0	0
2023	7	19	10	1.0-9	1.0-9	0	0	0	0	0	0	0
Career	26	70	29	11.0-67	6.5-55	0	1	1	0	0	0	0

90 BYRON MURPHY II

DL | 6-1 | 308 | JR-2L
DESOTO, TEXAS | DESOTO

CAREER HIGHS

Tackles.....	5, at Texas Tech (2022)
Solo tackles.....	5, at Texas Tech (2022)
Tackles for loss.....	3.0, at Baylor (2023)
Sacks.....	2.0, at Baylor (2023)
Interceptions.....	None
Pass breakups.....	None
Forced fumbles.....	None
Fumbles recovered.....	None

CAREER TOTALS

Games with 5-plus tackles.....	1, at Texas Tech (2022)
Games with 8-plus tackles.....	None
Games with 10-plus tackles.....	None

MURPHY'S 2021 GAME-BY-GAME DEFENSIVE STATS

Date	Opponent	TKL(Solo)	TFL	Sacks	Int	PBU	FF	FR	Blk
Sep. 4	Louisiana	0 (0)	0.0	0.0	0	0	0	0	0
Sep. 11	at Arkansas	2 (2)	0.0	0.0	0	0	0	0	0
Sep. 18	Rice	2 (1)	1.0	1.0	0	0	0	0	0
Sep. 25	Texas Tech	2 (1)	0.0	0.0	0	0	0	0	0
Oct. 2	at TCU	2 (1)	1.0	0.0	0	0	0	0	0
Oct. 9	vs. Oklahoma	0 (0)	0.0	0.0	0	0	0	0	0
Oct. 16	Oklahoma State	0 (0)	0.0	0.0	0	0	0	0	0
Oct. 30	at Baylor	3 (3)	0.0	0.0	0	0	0	0	0
Nov. 6	at Iowa State	3 (1)	1.5	1.0	0	0	0	0	0
Nov. 13	Kansas	1 (1)	0.0	0.0	0	0	0	0	0
Nov. 20	at West Virginia	0 (0)	0.0	0.0	0	0	0	0	0
Nov. 26	Kansas State	0 (0)	0.0	0.0	0	0	0	0	0

MURPHY'S 2022 GAME-BY-GAME DEFENSIVE STATS

Date	Opponent	TKL(Solo)	TFL	Sacks	Int	PBU	FF	FR	Blk
Sep. 3	ULM	2 (1)	0.0	0.0	0	0	0	0	0
Sep. 10	Alabama	2 (1)	0.0	0.0	0	0	0	0	0
Sep. 17	UTSA	2 (0)	0.5	0.0	0	0	0	0	0
Sep. 24	at Texas Tech	5 (4)	0.0	0.0	0	0	0	0	0
Oct. 1	West Virginia	3 (1)	1.0	0.0	0	0	0	0	0
Oct. 8	vs. Oklahoma	1 (1)	1.0	1.0	0	0	0	0	0
Oct. 15	Iowa State	0 (0)	0.0	0.0	0	0	0	0	0
Oct. 22	at Oklahoma St.	3 (0)	0.5	0.0	0	0	0	0	0
Nov. 5	at Kansas State	0 (0)	0.0	0.0	0	0	0	0	0
Nov. 12	TCU	1 (0)	0.0	0.0	0	0	0	0	0
Nov. 19	at Kansas	3 (1)	0.0	0.0	0	0	0	0	0
Nov. 25	Baylor	1 (0)	0.0	0.0	0	0	0	0	0
Dec. 29	vs. Washington	+3 (0)	0.0	0.0	0	0	0	0	0

MURPHY'S 2023 GAME-BY-GAME DEFENSIVE STATS

Date	Opponent	TKL(Solo)	TFL	Sacks	Int	PBU	FF	FR	Blk
Sep. 2	Rice	3 (0)	0.5	0.5	0	0	0	0	0
Sep. 9	at Alabama	2 (1)	0.0	0.0	0	0	0	0	0
Sep. 16	Wyoming	2 (0)	0.0	0.0	0	0	0	0	0
Sep. 23	at Baylor	1 (1)	0.0	0.0	0	0	0	0	0
Sep. 30	Kansas	4 (4)	3.0	2.0	0	0	0	0	0
Oct. 7	vs. Oklahoma	3 (1)	0.0	0.0	0	0	0	0	0
Oct. 21	at Houston	1 (1)	0.0	0.0	0	0	0	0	0
Oct. 28	BYU	2 (1)	1.0	0.0	0	0	0	0	0
Nov. 4	Kansas State								
Nov. 11	at TCU								
Nov. 18	at Iowa State								
Nov. 24	Texas Tech								

MURPHY'S CAREER DEFENSIVE STATS

Year	G	Tkl	Solo	TFL	Yds	Sack	Yds	Int	PBU	FF	FR	Blk
2021	12	15	10	3.5-9	2.0-6	0	0	0	0	0	0	0
2022	13	26	9	3.0-13	1.0-7	0	0	0	0	0	0	0
2023	7	17	8	4.5-17	2.5-12	0	0	0	0	0	0	0
Career	32	58	27	11.0-39	5.5-25	0	0	0	0	0	0	0

91 ETHAN BURKE

EDGE | 6-6 | 257 | SO-1L
AUSTIN, TEXAS | WESTLAKE

CAREER HIGHS

Tackles.....	6, vs. Oklahoma (2023)
Solo tackles.....	4, at Alabama (2023)
Tackles for loss.....	2.0, at Alabama (2023)
Sacks.....	1.0, three times, last at Houston (2023)
Interceptions.....	None
Pass breakups.....	None
Forced fumbles.....	None
Fumbles recovered.....	None
Blocked kicks.....	None

CAREER TOTALS

Games with 5-plus tackles.....	1, vs. Oklahoma (2023)
Games with 8-plus tackles.....	None
Games with 10-plus tackles.....	None

BURKE'S 2022 GAME-BY-GAME DEFENSIVE STATS

Date	Opponent	TKL(Solo)	TFL	Sacks	Int	PBU	FF	FR	Blk
Sep. 3	ULM	3 (1)	0.5	0.0	0	0	0	0	0
Sep. 10	Alabama			DNP					
Sep. 17	UTSA	1 (1)	0.0	0.0	0	0	0	0	0
Sep. 24	at Texas Tech	0 (0)	0.0	0.0	0	0	0	0	0
Oct. 1	West Virginia			DNP					
Oct. 8	vs. Oklahoma	1 (1)	1.0	0.0	0	0	0	0	0
Oct. 15	Iowa State	0 (0)	0.0	0.0	0	0	0	0	0
Oct. 22	at Oklahoma St.	0 (0)	0.0	0.0	0	0	0	0	0
Nov. 5	at Kansas State	0 (0)	0.0	0.0	0	0	0	0	0
Nov. 12	TCU	0 (0)	0.0	0.0	0	0	0	0	0
Nov. 19	at Kansas	1 (1)	0.0	0.0	0	0	0	0	0
Nov. 25	Baylor	0 (0)	0.0	0.0	0	0	0	0	0
Dec. 29	vs. Washington	+0 (0)	0.0	0.0	0	0	0	0	0

BURKE'S 2023 GAME-BY-GAME DEFENSIVE STATS

Date	Opponent	TKL(Solo)	TFL	Sacks	Int	PBU	FF	FR	Blk
Sep. 2	Rice	3 (1)	1.0	1.0	0	0	0	0	0
Sep. 9	at Alabama	4 (4)	2.0	1.0	0	0	0	0	0
Sep. 16	Wyoming	1 (0)	0.0	0.0	0	0	0	0	0
Sep. 23	at Baylor	1 (0)	0.0	0.0	0	0	0	0	0
Sep. 30	Kansas	3 (1)	0.0	0.0	0	0	0	0	0
Oct. 7	vs. Oklahoma	6 (3)	0.5	0.0	0	0	0	0	0
Oct. 21	at Houston	4 (1)	1.0	1.0	0	0	0	0	0
Oct. 28	BYU								
Nov. 4	Kansas State								
Nov. 11	at TCU								
Nov. 18	at Iowa State								
Nov. 24	Texas Tech								

BURKE'S CAREER DEFENSIVE STATS

Year	G	Tkl	Solo	TFL	Yds	Sack	Yds	Int	PBU	FF	FR	Blk
2022	11	6	5	1.5-1	0.0-0	0	0	0	0	0	0	0
2023	7	22	10	4.5-18	3.0-14	0	0	0	0	0	0	0
Career	18	28	15	6.0-19	3.0-14	0	0	0	0	0	0	0

SELECT PLAYERS GAME-BY-GAME STATISTICS

93 T'VONDRE SWEAT

DL | 6-4 | 362 | SR-4L
HUNTSVILLE, TEXAS | HUNTSVILLE

CAREER HIGHS

Tackles..... 5, three, last vs. Rice (2023)
Solo tackles..... 3, at Baylor (2023)
Tackles for loss..... 2.0, vs. Oklahoma (2022)
Sacks..... 1.0, three times, last at West Virginia (2021)
Interceptions..... None
Pass breakups..... 1, nine times, last vs. Washington (2022)
Forced fumbles..... 1, vs. Oklahoma (2020)
Fumbles recovered..... 1, twice, last vs. TCU (2020)
Blocked kicks..... None

CAREER TOTALS

Games with 5-plus tackles..... 3, last vs. Rice (2023)
Games with 8-plus tackles..... None
Games with 10-plus tackles..... None

SWEAT'S 2019 GAME-BY-GAME DEFENSIVE STATS

Date	Opponent	TKL(Solo)	TFL	Sacks	Int	PBU	FF	FR	Blk
Aug. 31	Louisiana Tech	1 (0)	0.0	0.0	0	1	0	0	0
Sep. 7	LSU	0 (0)	0.0	0.0	0	0	0	0	0
Sep. 14	at Rice	1 (0)	0.0	0.0	0	0	0	0	0
Sep. 21	Oklahoma State	0 (0)	0.0	0.0	0	0	0	0	0
Oct. 5	at West Virginia	2 (1)	0.0	0.0	0	1	0	0	0
Oct. 12	vs. Oklahoma	0 (0)	0.0	0.0	0	0	0	0	0
Oct. 19	Kansas	1 (1)	0.0	0.0	0	0	0	0	0
Oct. 26	at TCU	0 (0)	0.0	0.0	0	0	0	0	0
Nov. 9	Kansas State	2 (2)	1.0	1.0	0	0	0	0	0
Nov. 16	at Iowa State	0 (0)	0.0	0.0	0	0	0	0	0
Nov. 23	at Baylor	0 (0)	0.0	0.0	0	0	0	0	0
Nov. 29	Texas Tech	0 (0)	0.0	0.0	0	0	0	1	0
Dec. 31	vs. Utah*	2 (0)	0.0	0.0	0	0	0	0	0

SWEAT'S 2020 GAME-BY-GAME DEFENSIVE STATS

Date	Opponent	TKL(Solo)	TFL	Sacks	Int	PBU	FF	FR	Blk
Sep. 12	UTEP	1 (1)	0.0	0.0	0	0	0	0	0
Sep. 26	at Texas Tech	0 (0)	0.0	0.0	0	0	0	0	0
Oct. 3	TCU	5 (0)	0.5	0.0	0	0	0	1	0
Oct. 10	vs. Oklahoma	3 (1)	1.0	1.0	0	0	1	0	0
Oct. 24	Baylor	2 (0)	0.5	0.0	0	0	0	0	0
Oct. 31	at Oklahoma State	3 (1)	0.5	0.0	0	0	0	0	0
Nov. 7	West Virginia	4 (2)	1.0	0.0	0	1	0	0	0
Nov. 27	Iowa State	2 (0)	0.5	0.0	0	0	0	0	0
Dec. 5	at Kansas State	0 (0)	0.0	0.0	0	0	0	0	0
Dec. 12	at Kansas								Canceled
Dec. 29	vs. Colorado#	2 (1)	0.0	0.0	0	0	0	0	0

SWEAT'S 2021 GAME-BY-GAME DEFENSIVE STATS

Date	Opponent	TKL(Solo)	TFL	Sacks	Int	PBU	FF	FR	Blk
Sep. 4	Louisiana	2 (0)	0.5	0.0	0	0	0	0	0
Sep. 11	at Arkansas	5 (2)	0.0	0.0	0	0	0	0	0
Sep. 18	Rice	2 (1)	0.0	0.0	0	0	0	0	0
Sep. 25	Texas Tech	3 (1)	0.0	0.0	0	0	0	0	0
Oct. 2	at TCU	4 (2)	0.0	0.0	0	1	0	0	0
Oct. 9	vs. Oklahoma	0 (0)	0.0	0.0	0	0	0	0	0
Oct. 16	Oklahoma State	1 (0)	0.0	0.0	0	0	0	0	0
Oct. 30	at Baylor	0 (0)	0.0	0.0	0	1	0	0	0
Nov. 6	at Iowa State	0 (0)	0.0	0.0	0	0	0	0	0
Nov. 13	Kansas	2 (1)	0.0	0.0	0	0	0	0	0
Nov. 20	at West Virginia	3 (2)	1.5	1.0	0	1	0	0	0
Nov. 26	Kansas State	0 (0)	0.0	0.0	0	0	0	0	0

SWEAT'S 2022 GAME-BY-GAME DEFENSIVE STATS

Date	Opponent	TKL(Solo)	TFL	Sacks	Int	PBU	FF	FR	Blk
Sep. 3	ULM	2 (1)	0.0	0.0	0	0	0	0	0
Sep. 10	Alabama	1 (0)	0.0	0.0	0	0	0	0	0
Sep. 17	UTSA	4 (1)	0.0	0.0	0	0	0	0	0
Sep. 24	at Texas Tech	4 (2)	0.0	0.0	0	1	0	0	0
Oct. 1	West Virginia	0 (0)	0.0	0.0	0	1	0	0	0
Oct. 8	vs. Oklahoma	4 (3)	2.0	0.0	0	0	0	0	0
Oct. 15	Iowa State	2 (0)	0.0	0.0	0	0	0	0	0
Oct. 22	at Oklahoma St.	2 (0)	0.5	0.0	0	0	0	0	0
Nov. 5	at Kansas State	3 (1)	0.0	0.0	0	0	0	0	0
Nov. 12	TCU	4 (0)	0.0	0.0	0	0	0	0	0
Nov. 19	at Kansas	2 (2)	0.0	0.0	0	0	0	0	0
Nov. 25	Baylor	1 (0)	0.0	0.0	0	1	0	0	0
Dec. 29	vs. Washington	+1 (0)	0.0	0.0	0	1	0	0	0

SWEAT'S 2023 GAME-BY-GAME DEFENSIVE STATS

Date	Opponent	TKL(Solo)	TFL	Sacks	Int	PBU	FF	FR	Blk
Sep. 2	Rice	5 (2)	0.5	0.0	0	0	0	0	0
Sep. 9	at Alabama	1 (1)	1.0	1.0	0	0	0	0	0
Sep. 16	Wyoming	3 (1)	1.0	0.0	0	0	0	0	0
Sep. 23	at Baylor	4 (3)	1.0	0.0	0	0	0	0	0
Sep. 30	Kansas	2 (0)	0.0	0.0	0	0	0	0	0
Oct. 7	vs. Oklahoma	3 (1)	0.5	0.0	0	0	0	0	0
Oct. 21	at Houston	2 (1)	0.0	0.0	0	0	0	0	0
Oct. 28	BYU								
Nov. 4	Kansas State								
Nov. 11	at TCU								
Nov. 18	at Iowa State								
Nov. 24	Texas Tech								

SWEAT'S CAREER DEFENSIVE STATS

Year	G	Tkl	Solo	TFL	Yds	Sack	Yds	Int	PBU	FF	FR	Blk
2019	13	9	4	1.0-4	1.0-4	0	2	0	1	0	1	0
2020	10	22	6	4.0-14	1.0-10	0	1	1	1	0	0	0
2021	12	22	9	2.0-6	1.0-4	0	3	0	0	0	0	0
2022	13	30	10	2.5-6	0.0-0	0	4	0	0	0	0	0
2023	7	29	9	4.0-6	1.0-1	0	0	0	0	0	0	0
Career	55	103	38	13.5-36	4.0-19	0	10	1	2	0	0	0

95 ALFRED COLLINS

DL | 6-5 | 317 | SR-3L
BASTROP, TEXAS | CEDAR CREEK

CAREER HIGHS

Tackles..... 5, twice, last vs. Oklahoma State (2021)
Solo tackles..... 4, at Kansas State (2020)
Tackles for loss..... 2.0, Texas Tech (2021)
Sacks..... 1.0, five times, last at Houston (2023)
Interceptions..... 1, vs. Colorado (2020)
Pass breakups..... 1, five times, last vs. Oklahoma (2023)
Forced fumbles..... 1, at Baylor (2021)
Fumbles recovered..... None
Blocked kicks..... None

CAREER TOTALS

Games with 5-plus tackles..... 2, last vs. Oklahoma State (2021)
Games with 8-plus tackles..... None
Games with 10-plus tackles..... None

COLLINS' 2020 GAME-BY-GAME DEFENSIVE STATS

Date	Opponent	TKL(Solo)	TFL	Sacks	Int	PBU	FF	FR	Blk
Sep. 12	UTEP	2 (1)	1.0	1.0	0	0	0	0	0
Sep. 26	at Texas Tech	4 (2)	0.5	0.0	0	0	0	0	0
Oct. 3	TCU	1 (1)	0.0	0.0	0	0	0	0	0
Oct. 10	vs. Oklahoma	2 (0)	0.5	0.5	0	0	0	0	0
Oct. 24	Baylor	0 (0)	0.0	0.0	0	1	0	0	0
Oct. 31	at Oklahoma State	3 (2)	0.0	0.0	0	0	0	0	0
Nov. 7	West Virginia	1 (1)	0.0	0.0	0	1	0	0	0
Nov. 27	Iowa State	1 (0)	0.0	0.0	0	0	0	0	0
Dec. 5	at Kansas State	4 (4)	0.0	0.0	0	0	0	0	0
Dec. 12	at Kansas								Canceled
Dec. 29	vs. Colorado#	5 (1)	0.5	0.0	1	1	0	0	0

COLLINS' 2021 GAME-BY-GAME DEFENSIVE STATS

Date	Opponent	TKL(Solo)	TFL	Sacks	Int	PBU	FF	FR	Blk
Sep. 4	Louisiana	0 (0)	0.0	0.0	0	0	0	0	0
Sep. 11	at Arkansas	2 (1)	0.0	0.0	0	0	0	0	0
Sep. 18	Rice	2 (1)	0.0	0.0	0	0	0	0	0
Sep. 25	Texas Tech	2 (2)	2.0	1.0	0	0	0	0	0
Oct. 2	at TCU	0 (0)	0.0	0.0	0	0	0	0	0
Oct. 9	vs. Oklahoma	3 (1)	1.0	1.0	0	0	0	0	0
Oct. 16	Oklahoma State	5 (3)	1.0	0.0	0	0	0	0	0
Oct. 30	at Baylor	3 (3)	1.0	0.0	0	0	1	0	0
Nov. 6	at Iowa State	2 (2)	0.0	0.0	0	0	0	0	0
Nov. 13	Kansas	4 (2)	0.0	0.0	0	0	0	0	0
Nov. 20	at West Virginia	2 (0)	0.0	0.0	0	0	0	0	0
Nov. 26	Kansas State	0 (0)	0.0	0.0	0	0	0	0	0

COLLINS' 2022 GAME-BY-GAME DEFENSIVE STATS

Date	Opponent	TKL(Solo)	TFL	Sacks	Int	PBU	FF	FR	Blk
Sep. 3	ULM								DNP
Sep. 10	Alabama	0 (0)	0.0	0.0	0	0	0	0	0
Sep. 17	UTSA	1 (1)	0.0	0.0	0	0	0	0	0
Sep. 24	at Texas Tech	3 (1)	0.0	0.0	0	0	0	0	0
Oct. 1	West Virginia	0 (0)	0.0	0.0	0	0	0	0	0
Oct. 8	vs. Oklahoma	2 (1)	0.0	0.0	0	0	0	0	0
Oct. 15	Iowa State	1 (1)	1.0	0.0	0	0	0	0	0
Oct. 22	at Oklahoma St.	3 (0)	0.0	0.0	0	0	0	0	0
Nov. 5	at Kansas State	0 (0)	0.0	0.0	0	0	0	0	0
Nov. 12	TCU	1 (0)	0.0	0.0	0	0	0	0	0
Nov. 19	at Kansas	1 (1)	1.0	0.0	0	0	0	0	0
Nov. 25	Baylor	4 (2)	1.0	1.0	0	0	0	0	0
Dec. 29	vs. Washington	+1 (0)	0.0	0.0	0	0	0	0	0

SELECT PLAYERS GAME-BY-GAME STATISTICS

COLLINS' 2023 GAME-BY-GAME DEFENSIVE STATS

Date	Opponent	TKL(Solo)	TFL	Sacks	Int	PBU	FF	FR	Blk
Sep. 2	Rice	0 (0)	0.0	0.0	0	1	0	0	0
Sep. 9	at Alabama	1 (0)	0.0	0.0	0	0	0	0	0
Sep. 16	Wyoming	3 (2)	0.0	0.0	0	0	0	0	0
Sep. 23	at Baylor	1 (1)	0.0	0.0	0	0	0	0	0
Sep. 30	Kansas	1 (0)	0.0	0.0	0	0	0	0	0
Oct. 7	vs. Oklahoma	2 (1)	0.0	0.0	0	1	0	0	0
Oct. 21	at Houston	1 (1)	1.0	1.0	0	0	0	0	0
Oct. 28	BYU								
Nov. 4	Kansas State								
Nov. 11	at TCU								
Nov. 18	at Iowa State								
Nov. 24	Texas Tech								

COLLINS' CAREER DEFENSIVE STATS

Year	G	TKL	Solo	TFL-Yds	Sack-Yds	Int	PBU	FF	FR	Blk
2020	10	23	12	2.5-11	1.5-8	1	3	0	0	0
2021	12	25	15	5.0-21	2.0-15	0	0	1	0	0
2022	12	17	7	3.0-10	1.0-4	0	0	0	0	0
2023	7	9	5	1.0-9	1.0-9	0	2	0	0	0
Career	41	74	39	11.5-50	5.5-35	1	5	1	0	0

CAREER HIGHS | OFFENSE & SPECIALISTS

BERT AUBURN, K

Points scored: 13, Alabama, Sept. 10, 2022; at Kansas, Nov. 19, 2022; Rice, Sept. 2, 2023
Field goals made: 4, Alabama, Sept. 10, 2022
Field goal attempts: 5, Alabama, Sept. 10, 2022
Longest field goal: 49, Alabama, Sept. 10, 2022; Rice, Sept. 2, 2023
Kick PATs: 7, ULM, Sept. 3, 2022; vs. Oklahoma, Oct. 8, 2022; at Kansas, Nov. 19, 2022
Points by Kicking: 13, Alabama, Sept. 10, 2022; at Kansas, Nov. 19, 2022; Rice, Sept. 2, 2023
Receptions: 1, at Houston, Oct. 21, 2023
Receiving yards: 1, at Houston, Oct. 21, 2023

CJ BAXTER, RB

Rush attempts: 15, Kansas, Sept. 30, 2023
Rush yards: 67, Kansas, Sept. 30, 2023 (15 carries)
Long rush: 32, Rice, Sept. 2, 2023
Rush TDs: 1, at Baylor, Sept. 23, 2023
Receptions: 4, at Alabama, Sept. 9, 2023
Receiving yards: 21, at Alabama, Sept. 9, 2023
Long reception: 15, Kansas, Sept. 30, 2023
Total offense attempts: 17, Kansas, Sept. 30, 2023 (15 rush, 2 rec)
Total offense yards: 67, Kansas, Sept. 30, 2023 (67 rush, 0 pass)
All-purpose yards: 83, Kansas, Sept. 30, 2023 (67 rush, 16 rec)

PATRICK BAYOUTH, TE

Tackles: 2, Rice, Sept. 18, 2021 (0-2)

JAYDON BLUE, RB

Rush attempts: 10, Rice, Sept. 2, 2023
Rush yards: 55, Rice, Sept. 2, 2023 (10 carries)
Long rush: 19, Rice, Sept. 2, 2023
Receptions: 1, at Alabama, Sept. 9, 2023
Receiving yards: 7, at Alabama, Sept. 9, 2023
Total offense attempts: 55, Rice, Sept. 2, 2023 (55 rush, 0 rec)
Total offense yards: 55, Rice, Sept. 2, 2023 (55 rush, 0 pass)
All-purpose yards: 55, Rice, Sept. 2, 2023 (55 rush, 0 rec)
Tackles: 1, Kansas, Sept. 30, 2023 (1-0)

JONATHAN BROOKS, RB

Rush attempts: 22, vs. Oklahoma, Oct. 7, 2023
Rush yards: 218, Kansas, Sept. 30, 2023 (21 carries)
Rush TDs: 2, at Kansas, Nov. 19, 2022; at Baylor, Sept. 23, 2023; Kansas, Sept. 30, 2023
Long rush: 70, at Kansas, Nov. 19, 2022
Receptions: 8, at Houston, Oct. 21, 2023
Receiving yards: 51, at Houston, Oct. 21, 2023
Total offense attempts: 28, at Houston, Oct. 21, 2023 (20 rush, 8 pass)
Total offense yards: 218, Kansas, Sept. 30, 2023 (218 rush, 0 pass)
All-purpose yards: 241, Kansas, Sept. 30, 2023 (218 rush, 23 rec)
Tackles: 1, Baylor, Nov. 25, 2022 (0-1)

CASEY CAIN, WR

Receptions: 4, vs. Washington (Alamo Bowl), Dec. 29, 2022
Receiving yards: 108, vs. Washington (Alamo Bowl), Dec. 29, 2022
Long reception: 49, vs. Washington (Alamo Bowl), Dec. 29, 2022
All-purpose yards: 108, vs. Washington (Alamo Bowl), Dec. 29, 2022

HAYDEN CONNER, OL

Tackles: 1, vs. Oklahoma, Oct. 7, 2023 (1-0)

JOHN TAY COOK II, WR

Receptions: 2, Rice, Sept. 2, 2023
Receiving Yards: 42, Rice, Sept. 2, 2023
Long reception: 51, at Baylor, Sept. 23, 2023

JUAN DAVIS, TE

Receptions: 1, at Arkansas, Sept. 11, 2021
Rush Attempts: 1, at Baylor, Oct. 30, 2021
Rush yards: 3, at Baylor, Oct. 30, 2021

QUINN EWERS, QB

Pass attempts: 49, at Oklahoma State, Oct. 22, 2022
Pass completions: 31, vs. Washington (Alamo Bowl), Dec. 29, 2022; vs. Oklahoma, Oct. 7, 2023
Pass yards: 369, vs. Washington (Alamo Bowl), Dec. 29, 2022
Passing Touchdowns: 4, vs. Oklahoma, Oct. 8, 2022
Rush attempts: 8, vs. Oklahoma, Oct. 7, 2023
Rush yards: 40, Kansas, Sept. 30, 2023 (7 attempts)
Long rush: 30, Kansas, Sept. 30, 2023
Long pass: 51, at Baylor, Sept. 23, 2023
Total offense attempts: 49, at Oklahoma State, Oct. 22, 2022
Total offense yards: 375, vs. Washington, Dec. 9, 2023 (369 pass, 6 rush)
Receptions: 1, at Alabama, Sept. 9, 2023
Long reception: 3, at Alabama, Sept. 9, 2023

SAWYER GORAM-WELCH, OL

Tackles: 1, vs. Colorado, Dec. 29, 2020 (1-0); Rice, Sept. 18, 2021 (0-1)

GUNNAR HELM, TE

Receptions: 4, vs. Oklahoma, Oct. 7, 2023
Receiving yards: 67, vs. Oklahoma, Oct. 7, 2023
Long reception: 25, vs. Oklahoma, Oct. 7, 2023
Touchdowns: 1, vs. Oklahoma, Oct. 7, 2023
All-purpose yards: 67, vs. Oklahoma, Oct. 7, 2023 (0 rush, 67, rec)
Tackles: 1, Wyoming, Sept. 16, 2023 (1-0)

ADONAI MITCHELL, WR

Receptions: 10, Kansas, Sept. 30, 2023
Receiving Yards: 141, Kansas, Sept. 30, 2023
Touchdown Receptions: 2, at Alabama, Sept. 9, 2023
Long reception: 39, at Alabama, Sept. 9, 2023
Points scored: 12, at Alabama, Sept. 9, 2023
Rush attempts: 1, at Alabama, Sept. 9, 2023; Kansas, Sept. 30, 2023
Long rush: 4, at Alabama, Sept. 9, 2023

MAALIK MURPHY, QB

Pass attempts: 5, Rice, Sept. 2, 2023
Pass completions: 3, Rice, Sept. 2, 2023
Pass yards: 40, Rice, Sept. 2, 2023
Long pass: 17, Rice, Sept. 2, 2023
Total offense attempts: 8, Rice, Sept. 2, 2023
Total offense yards: 40, Rice, Sept. 2, 2023

ISAIAH NEYOR, WR

Receptions: 1, Rice, Sept. 2, 2023
Receiving Yards: 14, Rice, Sept. 2, 2023
Long reception: 14, Rice, Sept. 2, 2023

SAVION RED, RB

Rush Attempts: 3, Rice, Sept. 2, 2023; at Houston, Oct. 21, 2023
Rush yards: 12, Wyoming, Sept. 16, 2023 (2 carries)
Rushing touchdowns: 1, at Houston, Oct. 21, 2023
Long Rush: 8, Rice, Sept. 2, 2023
Receptions: 2, at Kansas State, Nov. 5, 2022; at Kansas, Nov. 19, 2022
Receiving yards: 20, at Kansas State, Nov. 5, 2022
Long Reception: 18, at Kansas State, Nov. 5, 2022
All-purpose yards: 20, at Kansas State, Nov. 5, 2022
Pass Attempts: 1, vs. Oklahoma, Oct. 7, 2023
Pass Completions: 1, vs. Oklahoma, Oct. 7, 2023
Passing yards: 25, vs. Oklahoma, Oct. 7, 2023

KEILAN ROBINSON, RB

Rush attempts: 9, at West Virginia, Nov. 20, 2021
Rush yards: 111, at West Virginia, Nov. 20, 2021 (9 carries)
Long rush: 65, vs. Rice, Sept. 18, 2021
Total offense attempts: 10, at West Virginia, Nov. 20, 2021 (9 rush, 1 rec)
Total offense yards: 111, at West Virginia, Nov. 20, 2021 (111 rush, 0 pass)
All-purpose yards: 127, at West Virginia, Nov. 20, 2021 (111 rush, 16 rec)
Receptions: 2, vs. TCU Oct. 2, 2021; at Texas Tech, Sept. 24, 2022
Receiving yards: 35, at Texas Tech, Sept. 24, 2022 (1 reception)
Long reception: 35 yards, at Texas Tech, Sept. 24, 2022
Tackles: 1, at TCU, Oct. 2, 2021 (1-0); West Virginia, Oct. 1, 2022 (1-0); Iowa State, Oct. 15, 2022 (1-0); at Kansas, Nov. 19, 2022 (1-0)
Kickoff returns: 4, at Oklahoma State, Oct. 22, 2022
Kickoff return yards: 109, at Oklahoma State, Oct. 22, 2022
Long kickoff return: 52, TCU, Nov. 12, 2022
Blocked punt return for TD: 1, ULM, Sept. 3, 2022
Fumble Recoveries: 1, at Oklahoma State, Oct. 22, 2022

RYAN SANBORN, P

Punts: 4, Wyoming, Sept. 16, 2023; at Baylor, Sept. 23, 2023
Punt Yards: 193, Wyoming, Sept. 16, 2023
Long Punt: 59, at Houston, Oct. 21, 2023
Inside 20: 1, Rice Sept. 2, 2023; at Alabama, Sept. 9, 2023; Wyoming, Sept. 16, 2023; at Baylor, Sept. 23, 2023; vs. Oklahoma, Oct. 7, 2023; at Houston, Oct. 21, 2023
Pass attempts: 1, at Houston, Oct. 21, 2023
Pass completions: 1, at Houston, Oct. 21, 2023
Passing yards: 1, at Houston, Oct. 21, 2023

J'ATAVION SANDERS, TE

Points scored: 12, West Virginia, Oct. 1, 2022; vs. Oklahoma, Oct. 8, 2022
Touchdowns: 2, West Virginia, Oct. 1, 2022; vs. Oklahoma, Oct. 8, 2022
Receptions: 7, TCU, Nov. 12, 2022
Receiving yards: 114, at Alabama, Sept. 9, 2023
Long reception: 50, at Alabama, Sept. 9, 2023
All-purpose yards: 114, at Alabama, Sept. 9, 2023

WILL STONE, K

Tackles: 1, at Oklahoma State, Oct. 22, 2022 (1-0); at Kansas, Nov. 19, 2022 (1-0); vs. Oklahoma, Oct. 7, 2023 (1-0); at Houston, Oct. 21, 2023 (1-0)

QUINTREVION WISNER, RB

Rush attempts: 2, Kansas, Sept. 30, 2023
Rush yards: 2, Kansas, Sept. 30, 2023 (2 carries)
Long rush: 2, Kansas, Sept. 30, 2023
Tackles: 1, Rice Sept. 2, 2023 (0-1); at Baylor, Sept. 23, 2023 (1-0); at Houston, Oct. 21, 2023 (1-0)

JORDAN WHITTINGTON, WR

Points scored: 6, at Kansas State, Dec. 05, 2020; vs. Louisiana, Sept. 4, 2021; Texas Tech, Sept. 25, 2021, at TCU, Oct. 2, 2021
Touchdowns: 1, at Kansas State, Dec. 05, 2020; vs. Louisiana, Sept. 4, 2021; Texas Tech, Sept. 25, 2021, at TCU, Oct. 2, 2021
Rush attempts: 1, at Kansas State, Dec. 05, 2020; vs. Colorado, Dec. 29, 2020; UTEP, Sept. 12, 2020
Rush yards: 20, vs. Colorado, Dec. 29, 2020 (1 carries)
Rush TDs: 1, at Kansas State, Dec. 05, 2020
Long rush: 20, vs. Colorado, Dec. 29, 2020
Receptions: 10, vs. Oklahoma, Oct. 10, 2020; vs. Oklahoma, Oct. 7, 2023
Receiving yards: 115, vs. Oklahoma, Oct. 7, 2023
Long reception: 43, UTEP, Sept. 12, 2020
All-purpose yards: 131, vs. Oklahoma, Oct. 7, 2023 (16 rush, 115 rec)

XAVIER WORTHY, WR

Receptions: 14, Kansas, Nov. 13, 2021
Receiving yards: 261, vs. Oklahoma, Oct. 9, 2021 (9 reception)
Long reception: 75, vs. Oklahoma, Oct. 9, 2021
Touchdown receptions: 3, vs. Texas Tech, Sept. 25, 2021; Kansas, Nov. 13, 2021
All-purpose yards: 286, vs. Oklahoma, Oct. 9, 2021 (261 rec, 7r, 18 KR)
Long pass completion: 35, at Baylor, Sept. 23, 2023
Kick returns: 1, vs. Oklahoma, Oct. 9, 2021
Kick return yards: 18, vs. Oklahoma, Oct. 9, 2021
Punt returns: 3, ULM, Sept. 3, 2022; Alabama, Sept. 10, 2022; at Oklahoma State, Oct. 22, 2022
Punt return yards: 56, at Oklahoma State, Oct. 22, 2022 (3 returns)
Long punt return: 40, at Baylor, Sept. 23, 2023
Tackles: 1, Oklahoma State, Oct. 16, 2021 (1-0); Kansas State, Nov. 26, 2021 (1-0); Kansas, Sept. 30, 2023 (1-0)

CAREER HIGHS | DEFENSE

JAHDAE BARRON, DB

Points scored: 6, at Texas Tech, Sept. 26, 2020
Touchdowns: 1, at Texas Tech, Sept. 26, 2020; vs. UTSA, Sept. 17, 2022
Interceptions: 1, vs. UTSA, Sept. 17, 2022; vs. Oklahoma, Oct. 8, 2022; at Alabama, Sept. 9, 2023
Interceptions returns for Touchdown: 1, vs. UTSA, Sept. 17, 2022
All-purpose yards: 2, at Texas Tech, Sept. 26, 2020
Punt return yards: 2, at Texas Tech, Sept. 26, 2020 (0 returns)
Long punt return: 2, at Texas Tech, Sept. 26, 2020
Tackles: 12, at Oklahoma State, Oct. 22, 2022 (6-6)
Solo tackles: 8, TCU, Nov. 12, 2022
Sacks: 1, Baylor, Nov. 25, 2022
Tackles for loss: 3.5, TCU, Nov. 12, 2022
Pass breakups: 1, UTEP, Sept. 12, 2020; Kansas, Nov. 13, 2021; at West Virginia, Nov. 20, 2021; at Houston, Oct. 21, 2023
Forced fumbles: 1, at Iowa State, Nov. 6, 2021
Fumbles recovered: 1, TCU, Nov. 12, 2022; Kansas, Sept. 30, 2023

MORICE BLACKWELL JR., LB

Tackles: 6, at Kansas, Nov. 19, 2022 (4-2)
Solo Tackles: 4, at Kansas, Nov. 19, 2022 (4-2)
Tackles for loss: 1, at Kansas, Nov. 19, 2022 (1.0-1)
QB Hurries: 1, Kansas, Nov. 13, 2021
Pass breakup, 1, at Kansas State, Nov. 5, 2022
Blocked punts: 1, at Oklahoma State, Oct. 22, 2022

JARAY BLEDSOE, DL

Tackles: 1, ULM, Sept. 3, 2022 (0-1); vs. Oklahoma, Oct. 7, 2023 (0-1)
QB Hurries: 1, Kansas, Sept. 30, 2023

X'AVION BRICE, DB

Tackles: 1, at Kansas, Nov. 19, 2022 (1-0)

TERRENCE BROOKS, DB

Tackles: 5, vs. Oklahoma, Oct. 7, 2023 (4-1)
Solo Tackles: 4, vs. Oklahoma, Oct. 7, 2023 (4-1)
Pass Breakups: 2, vs. Washington, Dec. 29, 2022; vs. Oklahoma, Oct. 7, 2023

VERNON BROUGHTON, DL

Tackles: 2, vs. Colorado, Dec. 29, 2020 (2-0); Texas Tech, Sept. 25, 2021 (0-2); ULM, Sept. 3, 2022 (1-1); at Texas Tech, Sept. 24, 2022 (2-0); Rice, Sept. 2, 2023
Sacks: 1.0, vs. Colorado, Dec. 29, 2020 (1-0); at Baylor, Sept. 23, 2023 (1.0-8)
Tackles for loss: 1.0, vs. Colorado, Dec. 29, 2020; at Texas Tech, Sept. 24, 2022; Wyoming, Sept. 16, 2023; at Baylor, Sept. 23, 2023 (1.0-8)
QB Hurries: 1, at Baylor, Sept. 23, 2023

AARON BRYANT, DL

Tackles: 1, at Baylor, Sept. 23, 2023 (1-0)
Solo tackles: 1, at Baylor, Sept. 23, 2023 (1-0)

ETHAN BURKE, EDGE

Tackles: 6, vs. Oklahoma, Oct. 7, 2023 (3-3)
Solo Tackles: 4, at Alabama, Sept. 9, 2023 (4-0)
Sacks: 1, Rice, Sept. 2, 2023 (1.0-6); at Alabama, Sept. 9, 2023 (1.0-7); at Houston, Oct. 21, 2023 (1.0-1)
Tackles for loss: 2, at Alabama, Sept. 9, 2023 (2.0-10)
QB Hurry: 1, UTSA, Sept. 17, 2022

JETT BUSH, LB

Tackles: 4, at Kansas State, Dec. 05, 2020 (2-2); vs. Oklahoma, Oct. 10, 2020 (4-0); vs. Oklahoma, Oct. 8, 2022 (1-3)
Sacks: 1.0, vs. Louisiana, Sept. 4, 2021 (1.0-9); at Baylor, Sept. 23, 2023 (1.0-8)
Tackles for loss: 1.0, vs. Oklahoma, Oct. 10, 2020 (1-0), at Iowa State, Nov. 6, 2021 (1.0-1); at Baylor, Sept. 23, 2023 (1.0-8)
Fumbles forced: 1, vs. Colorado, Dec. 29, 2020
Fumbles recovered: 1, at TCU, Oct. 26, 2019; Rice, Sept. 2, 2023

JALEN CATALON, DB

Tackles: 7, at Alabama, Sept. 9, 2023 (6-1)
Solo tackles: 6, at Alabama, Sept. 9, 2023
Tackles for loss: 1.0 at Alabama, Sept. 9, 2023 (1.0-1)
Forced Fumbles: 1, Kansas, Sept. 30, 2023

TRILL CARTER, DL

Tackles: 2, Rice, Sept. 2, 2023 (1-1); vs. Oklahoma, Oct. 7, 2023 (0-2)

ALFRED COLLINS, DL

Interceptions: 1, vs. Colorado, Dec. 29, 2020
Tackles: 5, vs. Colorado, Dec. 29, 2020 (1-4); Oklahoma State, Oct. 16, 2021 (3-2)
Sacks: 1.0, UTEP, Sept. 12, 2020 (1-0); Texas Tech, Sept. 25, 2021; vs. Oklahoma, Oct. 9, 2021 (1.0-7); Iowa State, Oct. 15, 2022 (1.0-3); Baylor, Nov. 25, 2022 (1.0-4)
Tackles for loss: 2.0, Texas Tech, Sept. 25, 2021 (2.0-9)
Pass breakups: 1, vs. Colorado, Dec. 29, 2020; West Virginia, Nov. 07, 2020; Baylor, Oct. 24, 2020; Rice, Sept. 2, 2023; Wyoming, Sept. 16, 2023; vs. Oklahoma, Oct. 7, 2023
Forced Fumbles: 1, at Baylor, Oct. 30, 2021
QB Hurries: 2, at Iowa State, Nov. 6, 2021

KITAN CRAWFORD, DB

Tackles: 7, at Oklahoma State, Oct. 22, 2022 (5-2)
Solo tackles: 5, at Oklahoma State, Oct. 22, 2022
Tackles for loss: 1.0, at Kansas State, Dec. 05, 2020 (1-0); vs. Oklahoma, Oct. 8, 2022 (1-2)
Pass breakups: 1, at Oklahoma State, Oct. 22, 2022
Blocked Field Goals: 1, TCU, Nov. 12, 2022
Blocked Punt: 1, vs. Oklahoma, Oct. 7, 2023

JUSTICE FINKLEY, EDGE

Tackles: 2, vs. Oklahoma, Oct. 8, 2022 (0-2); at Houston, Oct. 21, 2023 (2-0)
Solo tackles: 2, at Houston, Oct. 21, 2023 (2-0)
Tackles for Loss: 1.0, at Baylor, Sept. 23, 2023 (1.0-10)
Sacks: 1.0, at Baylor, Sept. 23, 2023 (1.0-10); at Houston, Oct. 21, 2023 (1.0-8)
QB hurry: 1, at Kansas, Nov. 19, 2022

JAYLAN FORD, LB

Tackles: 15, UTSA, Sept. 17, 2022 (10-5)
Solo tackles: 10, UTSA, Sept. 17, 2022
Tackles for loss: 2.5, at Houston, Oct. 21, 2023 (2.5-11)
Forced fumbles: 1, UTSA, Sept. 17, 2022; at Texas Tech, Sept. 24, 2022; at Kansas State, Nov. 5, 2022; at Houston, Oct. 21, 2023
Fumble recoveries: 1, Iowa State, Oct. 15, 2022; at Kansas State, Nov. 5, 2022
Interceptions: 1, Iowa State, Oct. 15, 2022; at Kansas State, Nov. 5, 2022; at Kansas, Nov. 19, 2022; Rice, Sept. 2, 2023; at Baylor, Sept. 23, 2023

DAVID GBENDA, LB

Tackles: 6, Rice Sept. 2, 2023 (3-3); at Alabama, Sept. 9, 2023 (3-3)
Solo Tackles: 3, UTSA, Sept. 17, 2022 (3-0); Rice, Sept. 2, 2023 (3-3); at Alabama, Sept. 9, 2023 (3-3); Wyoming, Sept. 16, 2023 (2-4)
Tackles for Loss: 1.0, at Alabama, Sept. 9, 2023 (1.0-10)
Sacks: 1.0, at Alabama, Sept. 9, 2023 (1.0-10)
QB Hurries: 1, at Baylor, Sept. 23, 2023

JAYLON GUILBEAU, DB

Tackles: 5, UTSA, at Oklahoma State, Oct. 22, 2022
Solo tackles: 3, at Oklahoma State, Oct. 22, 2022
Tackles for loss: 0.5, UTSA, Sept. 17, 2022
Pass breakup: 1, ULM, Sept. 3, 2022; at Oklahoma State, Oct. 22, 2022; at Houston, Oct. 21, 2023
QB Hurries: 3, at Oklahoma State, Oct. 22, 2022

ANTHONY HILL JR., LB

Tackles: 8, vs. Oklahoma, Oct. 7, 2023 (5-3)
Solo Tackles: 5, at Baylor, Sept. 23, 2023 (5-1); vs. Oklahoma, Oct. 7, 2023 (5-3)
Sacks: 2, at Alabama, Sept. 9, 2023 (2.0-13)
Tackles for loss: 2, at Alabama, Sept. 9, 2023 (2.0-13)
Quarterback hurries: 1, at Alabama, Sept. 9, 2023
Pass breakups: 1, vs. Oklahoma, Oct. 7, 2023

GAVIN HOLMES, DB

Tackles: 4, at Baylor, Sept. 23, 2023 (4-0)
Solo Tackles: 4, at Baylor, Sept. 23, 2023 (4-0)

AUSTIN JORDAN, DB

Tackles: 2, Alabama, Sept. 10, 2022 (0-2)
Tackles for loss: 0.5, Alabama, Sept. 10, 2022 (0.5-2)
Interceptions: 1, Rice, Sept. 2, 2023

LIONA LEFAU, LB

Tackles: 1, Rice Sept. 2, 2023 (0-1); Wyoming, Sept. 16, 2023 (1-0); Kansas, Sept. 30, 2023 (1-0); at Houston, Oct. 21, 2023 (0-1)
Solo tackles: 1, Wyoming, Sept. 16, 2023 (1-0); Kansas, Sept. 30, 2023 (1-0)

SYDIR MITCHELL, DL

Tackles: 1, Wyoming, Sept. 16, 2023 (1-0); Kansas, Sept. 30, 2023 (1-0)
Solo tackles: 1, Wyoming, Sept. 16, 2023 (1-0); Kansas, Sept. 30, 2023 (1-0)

MALIK MUHAMMAD, DB

Tackles: 5, Rice, Sept. 2, 2023 (5-0)
Solo tackles: 5, Rice, Sept. 2, 2023 (5-0)
Pass breakups: 1, Rice, Sept. 2, 2023; at Baylor, Sept. 23, 2023

BYRON MURPHY II, DL

Tackles: 5, at Texas Tech, Sept. 24, 2022 (4-1)
Sacks: 2.0, at Baylor, Sept. 23, 2023 (2.0-8)
Tackles for loss: 3.0, at Baylor, Sept. 23, 2023 (3.0-11)
Touchdown receptions: Wyoming, Sept. 16, 2023
Long reception: 1, Wyoming, Sept. 16, 2023

KRISTOPHER ROSS, DL

Tackles: 2, ULM, Sept. 3, 2022 (0-2)
Quarterback Hurry: 1, Rice, Sept. 2, 2023

BARRYN SORRELL, EDGE

Tackles: 11, TCU, Nov. 12, 2022
Solo Tackles: 4, TCU, Nov. 12, 2022 (4-7); vs. Oklahoma, Oct. 7, 2023 (4-1)
Tackles for loss: 3.0, TCU, Nov. 12, 2022
Sacks: 1.5, ULM, Sept. 3, 2022 (1.5-14); West Virginia, Oct. 1, 2022 (1.5-7); 1.5, TCU, Nov. 12, 2022 (1.5-15)
QB hurry: 2, at Alabama, Sept. 9, 2023
Forced fumbles: 1, at Oklahoma State, Oct. 22, 2022
Pass breakup: 1, TCU, Nov. 12, 2022

ZAC SWANSON, DL

Tackles: 1, ULM, Sept. 3, 2022 (1-0)

T'VONDRE SWEAT, DL

Tackles: 5, TCU, Oct. 03, 2020 (0-5); at Arkansas, Sept. 11, 2021 (2-3); Rice, Sept. 2, 2023 (2-3)
Sacks: 1.0, vs. Oklahoma, Oct. 10, 2020 (1-0); Kansas State, Nov. 09, 2019 (1-0); at West Virginia, Nov. 20, 2021 (1-4)
Tackles for loss: 2.0, vs. Oklahoma, Oct. 8, 2022 (2-5)
Fumbles forced: 1 [t-5th], vs. Oklahoma, Oct. 10, 2020
Fumbles recovered: 1 [t-5th], TCU, Oct. 03, 2020; Texas Tech, Nov. 29, 2019
Pass breakups: 1, West Virginia, Nov. 07, 2020; Louisiana Tech, Aug. 31, 2019; at West Virginia, Oct. 05, 2019; at Baylor, Oct. 30, 2021; at Texas Tech, Sept. 24, 2022; West Virginia, Oct. 1, 2022; Baylor, Nov. 25, 2022
QB hurries: 2, at Oklahoma State, Oct. 22, 2022; at Baylor, Sept. 23, 2023

MICHAEL TAAFFE, DB

Tackles: 8, at Houston, Oct. 21, 2023 (5-3)
Solo tackles: 5, at Houston, Oct. 21, 2023
Tackles for loss: 1.0, Kansas, Sept. 30, 2023
Interceptions: 1, at Houston, Oct. 21, 2023
Pass breakups: 1, at Oklahoma State, Oct. 22, 2022; Kansas, Sept. 30, 2023; at Houston, Oct. 21, 2023

J'MOND TAPP, EDGE

Tackles: 3, Wyoming, Sept. 16, 2023 (3-0)
Solo tackles: 3, Wyoming, Sept. 16, 2023 (3-0)
Tackles for Loss: 0.5, Rice, Sept. 2, 2023 (0.5-1)
QB Hurries: 1, UTSA, Sept. 17, 2022; at Baylor, Sept. 23, 2023

JERRIN THOMPSON, DB

All-purpose yards: 21, at Kansas State, Dec. 05, 2020
Interceptions: 1, at Kansas State, Dec. 05, 2020; at Alabama, Sept. 9, 2023; Wyoming, Sept. 16, 2023
Long interception return: 32, at Alabama, Sept. 9, 2023
Interception returns for Touchdown: 1, Wyoming, Sept. 16, 2023
Tackles: 10, West Virginia, Oct. 1, 2022 (6-4)
Tackles for loss: 1.0, at Arkansas, Sept. 11, 2021 (1.0-3); at Baylor, Oct. 30, 2021 (1.0-2); Kansas, Nov. 13, 2021 (1.0-1); t Kansas, Nov. 19, 2022 (1.0-2)
Fumbles forced, 1, vs. Rice, Sept. 18, 2021
Fumbles recovered: 1, Sacks: 0.5, vs. Louisiana, Sept. 4, 2021
Pass breakups: 3, at Oklahoma State, Oct. 22, 2022

RYAN WATTS, DB

Tackles: 7, West Virginia, Oct. 1, 2022 (5-2); Iowa State, Oct. 15, 2022 (5-2)
Solo Tackles: 6, Wyoming, Sept. 16, 2023
Tackles for loss: 2.0, TCU, Nov. 12, 2022 (2-14)
Sacks: 1.0, TCU, Nov. 12, 2022 (1-10)
Pass breakups: 2, at Texas Tech, Sept. 24, 2022
Interception: 1, at Oklahoma State, Oct. 22, 2022

DEREK WILLIAMS JR., DB

Tackles: 5, at Houston, Oct. 21, 2023 (2-3)
Solo tackles: 3, at Baylor, Sept. 23, 2023 (3-0)
Pass breakups: 1, Rice, Sept. 2, 2023; at Houston, Oct. 21, 2023

2023 STATISTICS | OVERVIEW

2023 SCHEDULE & RESULTS

RECORD: 6-1 (3-1 BIG 12)
HOME: 3-0 ROAD: 3-0 NEUTRAL: 0-1

DATE	UT RANK	OPPONENT	W/L	SCORE	ATT
Sept. 2	11/12	RICE	W	37-10	98,017
Sept. 9	11/10	at No. 3/3 Alabama	W	34-24	100,077
Sept. 16	4/6	WYOMING	W	31-10	101,777
Sept. 23	3/6	at Baylor*	W	38-6	49,165
Sept. 30	3/5	KANSAS*	W	40-14	102,986
Oct. 7	3/4	vs. No. 12/12 Oklahoma*	L	30-34	92,100
Oct. 21	8/8	at Houston*	W	31-24	42,812
Oct. 28		BYU*			
Nov. 4		KANSAS STATE*			
Nov. 11		at TCU*			
Nov. 18		at Iowa State*			
Nov. 24		TEXAS TECH*			

* Big 12 Conference game // + Cotton Bowl (Dallas)

TEAM TOTALS

	TEXAS	OPPONENTS
Scoring	241	122
Points per game	34.4	17.4
Points Off Turnovers	33	10
First Downs	161	121
Rushing	61	39
Passing	93	73
Penalty	7	9
Rushing Yardage	1256	688
Yards gained rushing	1424	859
Yards lost rushing	168	171
Rushing attempts	269	216
Average per rush	4.7	3.2
Average per game	179.4	98.3
TDs Rushing	14	5
Passing Yardage	2023	1644
Comp-Att-Int	158-225-3	138-239-7
Average per pass	9.0	6.9
Average per catch	12.8	11.9
Average per game	289.0	234.9
TDs Passing	13	8
Total offense	3279	2332
Total plays	494	455
Average per play	6.6	5.1
Average per game	468.4	333.1
Kick returns: #-Yards	13-247	11-180
Punt returns: #-Yards	12-143	6-17
Int returns: #-Yards	7-80	3-13
Kick return average	19.0	16.4
Punt return average	11.9	2.8
Int return average	11.4	4.3
Fumbles-Lost	7-4	6-3
Penalties-Yards	36-304	30-231
Average per game	43.4	33.0
Punts-Yards	17-806	35-1507
Average per punt	47.4	43.1
Net punt average	45.8	39.3
Kickoffs-Yards	48-3068	28-1726
Average per kick	63.9	61.6
Net kick average	41.3	39.1
Time of possession / game	30:49	28:55
3rd-down conversion	37/95	27/94
3rd-down pct	39%	29%
4th-down conversion	13/19	6/15
4rd-down pct	68%	40%
Sacks by-Yards	17-103	17-95
Misc Yards	0	0
Touchdowns scored	29	13
Field goals - attempts	13-18	10-11
On-Side kicks	0-0	0-0
Red-zone scores	(24-28) 86%	(13-19) 68%
Red-zone touchdowns	(14-28) 50%	(6-19) 32%
PAT-attempts	(28-28) 100%	(12-12) 100%
2-point conversion-attempts	(0-1) 0%	(1-1) 100%
Attendance	302780	192054
Games / Avg per game	3/100927	3/64018
Neutral site games	-	1/92100

SCORE BY QUARTER

	1st	2nd	3rd	4th	OT	TOTAL
TEXAS	.51	.67	.50	.73	.0	241
OPPONENTS	.20	.43	.34	.25	.0	122

ATTENDANCE

Total	7 games	586,934 (83,848 avg)
Home	3 games	302,780 (100,927 avg)
Road	3 games	192,054 (64,018 avg)
Neutral	1 game	92,100 (92,100 avg)

RUSHING

NAME	G	ATT	GAIN	LOST	NET	AVG	TD	LONG	AVG/G
Jonathon Brooks	7	128	839	14	825	6.4	6	67	117.9
CJ Baxter	6	50	231	14	217	4.3	2	32	36.2
Jaydon Blue	7	23	114	2	112	4.9	0	19	16.0
Quinn Ewers	7	39	150	97	53	1.4	5	30	7.6
Savion Red	5	10	42	10	32	3.2	1	8	6.4
Keilan Robinson	7	5	18	0	18	3.6	0	9	2.6
Jordan Whittington	7	2	20	4	16	8.0	0	20	2.3
Xavier Worthy	7	2	3	0	3	1.5	0	3	0.4
Quintrevion Wisner	7	2	2	0	2	1.0	0	2	0.3
Adonai Mitchell	7	2	5	4	1	0.5	0	5	0.1
Team	7	6	0	23	-23	-3.8	0	0	-3.3
Total	7	269	1424	168	1256	4.7	14	67	179.4
Opponents	7	216	859	171	688	3.2	5	62	98.3

PASSING

NAME	G	EFF	C-A-I	PCT	YDS	TD	LONG	YPG
Quinn Ewers	7	163.7	151-213-3	70.9	1915	13	51	273.6
Maalik Murphy	4	99.4	4-8-0	50.0	47	0	17	11.8
Ryan Sanborn	7	108.4	1-1-0	100.0	1	0	1	0.1
Xavier Worthy	7	394.0	1-1-0	100.0	35	0	35	5.0
Savion Red	5	310.0	1-1-0	100.0	25	0	25	5.0
Team	7	0.0	0-1-0	0.0	0	0	0	0.0
Total	7	162.1	158-225-3	70.2	2023	13	51	289.0
Opponents	7	120.7	138-239-7	57.7	1644	8	58	234.9

RECEIVING

NAME	G	NO	YDS	AVG	TD	LONG	AVG/G
Xavier Worthy	7	40	545	13.6	4	44	77.9
Adonai Mitchell	7	26	368	14.2	5	39	52.6
Jordan Whittington	7	24	267	11.1	0	31	38.1
Jonathon Brooks	7	18	172	9.6	1	37	24.6
Ja'Tavion Sanders	7	16	320	20.0	1	50	45.7
CJ Baxter	6	11	62	5.6	0	15	10.3
Gunnar Helm	7	9	131	14.6	1	25	18.7
Keilan Robinson	7	5	29	5.8	0	16	4.1
Johntay Cook II	7	4	103	25.8	0	51	14.7
Isaiah Neyor	1	1	14	14.0	0	14	14.0
Quinn Ewers	7	1	3	3.0	0	3	0.4
Byron Murphy II	7	1	1	1.0	1	1	0.1
Bert Auburn	7	1	1	1.0	0	1	0.1
Jaydon Blue	7	1	7	7.0	0	7	1.0
Total	7	158	2023	12.8	13	51	289.0
Opponents	7	138	1644	11.9	8	58	234.9

2023 STATISTICS | INDIVIDUAL

ALL-PURPOSE

NAME	G	RUSH	REC	PUNT RET	KO RET	IR	TOTAL	YPG
Jonathon Brooks	7	825	172	0	0	0	997	142.4
Xavier Worthy	7	3	545	140	0	0	688	98.3
Adonai Mitchell	7	1	368	0	0	0	369	52.7
Ja'Tavion Sanders	7	0	320	0	0	0	320	45.7
Jordan Whittington	7	16	267	3	4	0	290	41.4
Keilan Robinson	7	18	29	0	235	0	282	40.3
CJ Baxter	6	217	62	0	0	0	279	46.5
Gunnar Helm	7	0	131	0	0	0	131	18.7
Jaydon Blue	7	112	7	0	0	0	119	17.0
Johntay Cook II	7	0	103	0	0	0	103	14.7
Jerrin Thompson	7	0	0	0	0	59	59	8.4
Quinn Ewers	7	53	3	0	0	0	56	8.0
Savion Red	5	32	0	0	8	0	40	8.0
Jahdae Barron	7	0	0	0	0	16	16	2.3
Isaiah Neyor	1	0	14	0	0	0	14	14.0
Jaylan Ford	7	0	0	0	0	5	5	0.7
Quintrevion Wisner	7	2	0	0	0	0	2	0.3
Byron Murphy II	7	0	1	0	0	0	1	0.1
Bert Auburn	7	0	1	0	0	0	1	0.1
Team	7	-23	0	0	0	0	-23	-3.3
Total	7	1256	2023	143	247	80	3749	535.6
Opponents	7	688	1644	17	180	13	2542	363.1

TOTAL OFFENSE

NAME	G	PLAYS	RUSH	PASS	YDS	YPG
Quinn Ewers	7	252	53	1915	1968	281.1
Jonathon Brooks	7	128	825	0	825	117.9
CJ Baxter	6	50	217	0	217	36.2
Jaydon Blue	7	23	112	0	112	16.0
Savion Red	5	11	32	25	57	11.4
Maalik Murphy	4	8	0	47	47	11.8
Xavier Worthy	7	3	3	35	38	5.4
Keilan Robinson	7	5	18	0	18	2.6
Jordan Whittington	7	2	16	0	16	2.3
Quintrevion Wisner	7	2	2	0	2	0.3
Ryan Sanborn	7	1	0	1	1	0.1
Adonai Mitchell	7	2	1	0	1	0.1
Team	7	0	-23	0	-23	-3.3
Total	7	494	1256	2023	3279	468.4
Opponents	7	455	688	1644	2332	333.1

INTERCEPTIONS

NAME	NO	YDS	AVG	TD	LONG
Jerrin Thompson	2	59	29.5	1	32
Jaylan Ford	2	5	2.5	0	5
Jahdae Barron	1	16	16.0	0	16
Michael Taaffe	1	0	0.0	0	0
Austin Jordan	1	0	0.0	0	0
Total	7	80	11.4	1	32
Opponents	3	13	4.3	0	7

FUMBLE RETURNS

NAME	NO	YDS	AVG	TD	LONG
Jett Bush	1	0	0.0	0	0
Jahdae Barron	1	0	0.0	0	0
Vernon Broughton	1	0	0.0	0	0
Total	3	0	0.0	0	0
Opponents	4	0	0.0	0	0

PUNT RETURNS

NAME	NO	YDS	AVG	TD	LONG
Xavier Worthy	11	140	12.7	0	40
Jordan Whittington	1	3	3.0	0	3
Malik Muhammad	0	0	0.0	1	0
Total	12	143	11.9	1	40
Opponents	6	17	2.8	0	14

KICK RETURNS

NAME	NO	YDS	AVG	TD	LONG
Keilan Robinson	10	235	23.5	0	45
Jett Bush	1	0	0.0	0	0
Jordan Whittington	1	4	4.0	0	4
Savion Red	1	8	8.0	0	8
Total	13	247	19.0	0	45
Opponents	11	180	16.4	0	31

PUNTING

NAME	NO	YDS	AVG	LONG	TB	FC	I20	50+	BLK
Ryan Sanborn	17	806	47.4	59	1	5	6	7	0
Total	17	806	47.4	59	1	5	6	7	0
Opponents	35	1507	43.1	61	0	9	12	8	1

KICKOFFS

NAME	NO	YDS	AVG	TB	OB	RETN	NET	YDLN
Will Stone	47	3003	63.9	29	1			
Ryan Sanborn	1	65	65.0	1	0			
Total	48	3068	63.9	30	1	11	41.3	23
Opponents	28	1726	61.6	14	1	12	39.1	25

2023 STATISTICS | QUARTERBACK DRIVE CHART

QUARTERBACK DRIVE CHART

	DRIVES STARTED	TDs	FGs	MFG	DRIVES ENDED BY		TO	SAFETY	CLOCK	POINTS SCORED	PTS/ DRIVE	QB EFFIC.
					PUNT	DOWN						
RICE												
Quinn Ewers	10	4	3	0	1	2	0	0	0	37	3.7	70.0%
Maalik Muphy	2	0	0	1	1	0	0	0	0	0	0.0	0.0%
AT ALABAMA												
Quinn Ewers	11	4	2	1	3	1	0	0	0	34	3.1	54.5%
Quinn Ewers/Team*	1	0	0	0	0	0	0	0	1	0	0.0	0.0%
WYOMING												
Quinn Ewers	9	3	1	0	4	0	1	0	0	24	2.7	44.4%
AT BAYLOR												
Quinn Ewers	10	5	1	1	3	0	0	0	0	38	3.8	60.0%
Maalik Muphy	1	0	0	0	1	0	0	0	0	0	0.0	0.0%
KANSAS												
Quinn Ewers	10	5	2	2	0	0	1	0	0	40	4.0	70.0%
Maalik Muphy	1	0	0	0	0	0	0	0	1	0	0.0	0.0%
VS. OKLAHOMA												
Quinn Ewers	11	2	3	0	1	1	3	0	1	23	2.1	45.5%
AT HOUSTON												
Quinn Ewers	9	3	1	0	2	2	0	0	1	24	2.7	44.4%
Maalik Muphy	2	1	0	0	1	0	0	0	0	7	3.5	50.0%
Team	1	0	0	0	0	0	0	0	1	0	0.0	0.0%
BYU												
KANSAS STATE												
AT TCU												
AT IOWA STATE												
TEXAS TECH												
PLAYER TOTALS												
Quinn Ewers	70	26	13	4	14	6	5	0	2	220	3.1	55.7%
Maalik Murphy	6	1	0	1	3	0	0	0	1	7	1.2	16.7%
Quinn Ewers/Team*	1	0	0	0	0	0	0	0	1	0	0.0	0.0%
Team	1	0	0	0	0	0	0	0	1	0	0.0	0.0%
TEXAS												
	78	27	13	5	17	6	5	0	5	227	2.9	51.3%
OPPONENTS												
	83	13	10	1	37	7	10	0	5	122	1.5	27.7%
CAREER TOTALS												
Quinn Ewers	172	61	26	7	44	12	15	1	6	504	2.9	50.6%
Malik Murphy	6	1	0	1	3	0	0	0	1	7	1.2	16.7%
Charles Wright	2	0	0	0	2	0	0	0	0	0	0.0	0.0%

KEY: FG - denotes successful field goal | MFG - denotes missed field goal | QB EFFIC is the percentage of drives that generated points |
 Team - Team running out clock at the end of half | *Both quarterbacks participated in the drive

2023 STATISTICS | SCORING PLAYS

2023 SCORING DRIVES/NON-OFFENSIVE SCORES (42)

TIME	PLAYS-YARDS	RESULT	SCORING PLAY	OPPONENT
0:00	0-0	TD	Malik Muhammad 0 yd blocked punt return	vs. Oklahoma
0:00	0-0	TD	Jerrin Thompson 27 yd interception return	Wyoming
0:04	1-5	TD	Jonathon Brooks 5 yd rush	at Alabama
0:08	1-44	TD	Ja'Tavion Sanders 44 yd pass from Quinn Ewers	Rice
0:32	2-42	TD	CJ Baxter 7 yd rush	at Baylor
0:46	2-55	TD	Jonathon Brooks 40 yd rush	at Baylor
1:01	4-75	TD	Xavier Worthy 44 yd pass from Quinn Ewers	Wyoming
1:09	3-75	TD	Adonai Mitchell 7 yd pass from Quinn Ewers	at Alabama
1:27	5-19	FG	Bert Auburn 37 yd field goal	Wyoming
1:29	4-75	TD	Xavier Worthy 44 yd pass from Quinn Ewers	at Alabama
1:31	5-71	TD	Jonathon Brooks 54 yd rush	Kansas
1:36	4-62	TD	Xavier Worthy from Quinn Ewers	at Houston
1:45	5-73	TD	Jonathon Brooks 29 yd rush	vs. Oklahoma
1:49	5-46	TD	Jonathon Brooks 2 yd rush	at Baylor
1:52	5-32	TD	Jonathon Brooks 1 yd rush	Kansas
1:58	6-53	TD	CJ Baxter 16 yd rush	at Houston
2:02	7-36	FG	Bert Auburn 46 yd field goal	Rice
2:36	6-55	FG	Bert Auburn 37 yd field goal	at Baylor
2:40	6-75	TD	Jonathon Brooks 37 yd pass from Quinn Ewers	Rice
2:45	7-88	TD	Quinn Ewers 30 yard rush	Kansas
2:45	7-75	TD	Adonai Mitchell 39 yd pass from Quinn Ewers	at Alabama
2:50	5-63	FG	Bert Auburn 30 yd field goal	Kansas
2:54	6-75	TD	Quinn Ewers 5 yd rush	Wyoming
3:25	8-72	TD	Adonai Mitchell 9 yd pass from Quinn Ewers	Kansas
3:28	7-95	TD	Xavier Worthy 21 yd pass from Quinn Ewers	at Baylor
3:28	9-75	TD	Quinn Ewers 29 yd rush	at Baylor
3:32	11-58	FG	Bert Auburn 47 yd field goal	vs. Oklahoma
3:30	10-68	FG	Bert Auburn 25 yd field goal	vs. Oklahoma
3:35	9-54	TD	Quinn Ewers 1 yd rush	Rice
3:40	8-62	TD	Adonai Mitchell 9 yd pass from Quinn Ewers	Rice
3:41	9-50	FG	Bert Auburn 27 yd field goal	Rice
3:45	10-26	FG	Bert Auburn 32 yd field goal	at Alabama
4:17	10-67	FG	Bert Auburn 45 yd field goal	vs. Oklahoma
4:19	11-31	FG	Bert Auburn 25 yd field goal	at Houston
4:25	16-66	FG	Bert Auburn 49 yd field goal	Rice
4:31	9-58	TD	Savion Red 1 yd rush	at Houston
4:41	9-85	TD	Gunnar Helm 22 yd pass from Quinn Ewers	vs. Oklahoma
4:58	11-75	TD	Adonai Mitchell from Quinn Ewers	at Houston
5:51	12-75	TD	Quinn Ewers 1 yd rush	Kansas
6:25	14-82	FG	Bert Auburn 29 yd field goal	at Alabama
6:26	14-76	FG	Bert Auburn 26 yd field goal	Kansas
8:03	17-90	TD	Byron Murphy II 1 yd pass from Quinn Ewers	Wyoming

2023 STATISTICS | BIG PLAYS

20-YARD PLAYS (40)

YDS	TYPE	NAME	OPPONENT
67	Rush	Jonathon Brooks	Kansas
61	Rush	Jonathon Brooks	Wyoming
54	Rush	Jonathon Brooks	Kansas
51	Pass	Johntay Cook II from Quinn Ewers	at Baylor
50	Pass	Ja'Tavion Sanders from Quinn Ewers	at Alabama
49	Pass	Ja'Tavion Sanders from Quinn Ewers	at Baylor
44*	Pass	Xavier Worthy from Quinn Ewers	Wyoming
44*	Pass	Xavier Worthy from Quinn Ewers	at Alabama
44*	Pass	Ja'Tavion Sanders from Quinn Ewers	Rice
42*	Pass	Xavier Worthy from Quinn Ewers	at Houston
40*	Rush	Jonathon Brooks	at Baylor
39	Pass	Xavier Worthy from Quinn Ewers	vs. Oklahoma
39	Pass	Xavier Worthy from Quinn Ewers	Kansas
39*	Pass	Adonai Mithcell from Quinn Ewers	at Alabama
37*	Pass	Johnathon Brooks from Quinn Ewers	Rice
35	Pass	Ja'Tavion Sanders from Xavier Worthy	at Baylor
34	Pass	Ja'Tavion Sanders from Quinn Ewers	at Alabama
32	Pass	Adoani Mitchell from Quinn Ewers	at Alabama
32	Rush	CJ Baxter	Rice
31	Rush	Jonathon Brooks	vs. Oklahoma
31	Pass	Jordan Whittington from Quinn Ewers	at Alabama
30*	Rush	Quinn Ewers	Kansas
29*	Rush	Jonathon Brooks	vs. Oklahoma
29*	Rush	Quinn Ewers	at Baylor
28	Pass	Jordan Whittington from Quinn Ewers	vs. Oklahoma
26	Pass	Xavier Worthy from Quinn Ewers	vs. Oklahoma
26	Pass	Johntay Cook II from Quinn Ewers	Kansas
26	Pass	Jordan Whittington from Quinn Ewers	Rice
25	Pass	Gunnar Helm from Savion Red	vs. Oklahoma
24	Pass	Xavier Worthy from Quinn Ewers	Rice
23	Pass	Ja'Tavion Sanders from Quinn Ewers	at Houston
23	Pass	Xavier Worthy from Quinn Ewers	Kansas
23	Pass	Jonathon Brooks from Quinn Ewers	Kansas
22*	Pass	Gunnar Helm from Quinn Ewers	vs. Oklahoma
22	Pass	Adonai Mitchell from Quinn Ewers	Kansas
21	Pass	Gunnar Helm from Quinn Ewers	at Baylor
21*	Pass	Xavier Worthy from Quinn Ewers	at Baylor
20	Rush	Jordan Whittington	vs. Oklahoma
20	Pass	Adonai Mitchell from Quinn Ewers	Kansas
20	Rush	Jonathon Brooks	Wyoming

20-YARD PLAYS (BY PLAYER)

NAME	TD	RUSH	REC	TOTAL
Brooks, Jonathon	4	7	2	9
Worthy, Xavier	4	0	9	9
Sanders, Ja'Tavion	1	0	6	6
Mitchell, Adonai	1	0	4	4
Whittington, Jordan	0	1	3	4
Helm, Gunnar	1	0	3	3
Ewers, Quinn	2	2	0	2
Cook II, Johntay	0	0	2	2
Baxter, CJ	0	1	0	1
TOTAL	13	11	29	40

20-YARD PLAYS SUMMARY

OPPONENT	NO (TDs)
Rice	5 (2)
Pass	4 (2)
Rush	1 (0)
at Alabama	6 (2)
Pass	6 (2)
Rush	0 (0)
Wyoming	3 (1)
Pass	1 (1)
Rush	2 (0)
at Baylor	7 (3)
Pass	5 (1)
Rush	2 (2)
Kansas	9 (2)
Pass	6 (0)
Rush	3 (2)
vs. Oklahoma	8 (2)
Pass	5 (1)
Rush	3 (1)
at Houston	2 (1)
Pass	2 (1)
Rush	0 (0)
BYU	
Pass	
Rush	
Kansas State	
Pass	
Rush	
at TCU	
Pass	
Rush	
at Iowa State	
Pass	
Rush	
Texas Tech	
Pass	
Rush	

2023 STATISTICS | SUPERLATIVES

INDIVIDUAL SINGLE-GAME SUPERLATIVES

CATEGORY	NO.	INDIVIDUAL
RUSHES	22	Jonathon Brooks vs Oklahoma (N) (10/07/2023)
YARDS RUSHING	218	Jonathon Brooks vs Kansas (09/30/2023)
TD RUSHES	2	Jonathon Brooks vs Kansas (09/30/2023)
	2	Quinn Ewers vs Kansas (09/30/2023)
	2	Jonathon Brooks at Baylor (09/23/2023)
LONG RUSH	67	Jonathon Brooks vs Kansas (09/30/2023)
PASS ATTEMPTS	38	Quinn Ewers at Alabama (09/09/2023)
PASS COMPLETIONS	31	Quinn Ewers vs Oklahoma (N) (10/07/2023)
YARDS PASSING	349	Quinn Ewers at Alabama (09/09/2023)
TD PASSES	3	Quinn Ewers at Alabama (09/09/2023)
	3	Quinn Ewers vs Rice (09/02/2023)
	3	Quinn Ewers at Baylor (09/23/2023)
LONG PASS	51	Quinn Ewers vs Baylor (09/23/2023)
RECEPTIONS	10	Jordan Whittington vs Oklahoma (N) (10/07/2023)
	10	Adonai Mitchell vs Kansas (09/30/2023)
YARDS RECEIVING	141	Adonai Mitchell vs Kansas (09/30/2023)
TD RECEPTIONS	2	Adonai Mitchell at Alabama (09/09/2023)
LONG RECEPTION	51	Johntay Cook II at Baylor (09/23/2023)
PUNTS	4	Ryan Sanborn at Baylor (09/23/2023)
	4	Ryan Sanborn vs Wyoming (09/16/2023)
PUNTING AVG	52.3	Ryan Sanborn at Houston (10/21/2023)
LONG PUNT	59	Ryan Sanborn at Houston (10/21/2023)
PUNTS INSIDE 20	1	Ryan Sanborn at Houston (10/21/2023)
	1	Ryan Sanborn vs Oklahoma (N) (10/07/2023)
	1	Ryan Sanborn at Baylor (09/23/2023)
	1	Ryan Sanborn vs Wyoming (09/16/2023)
	1	Ryan Sanborn at Alabama (09/09/2023)
	1	Ryan Sanborn vs Rice (09/02/2023)
LONG PUNT RETURN	40	Xavier Worthy at Baylor (09/23/2023)
LONG KICKOFF RETURN	45	Keilan Robinson at Houston (10/21/2023)
TACKLES	11	Jahdae Barron vs Oklahoma (N) (10/07/2023)
	11	Jahdae Barron vs Wyoming (09/16/2023)
SACKS	2	Byron Murphy II at Baylor (09/23/2023)
	2	Anthony Hill Jr. at Alabama (09/09/2023)
TACKLES FOR LOSS	3	Byron Murphy II at Baylor (09/23/2023)
INTERCEPTIONS	1	Michael Taaffe at Houston (10/21/2023)
	1	Jaylan Ford at Baylor (09/23/2023)
	1	Jerrin Thompson vs. Wyoming (09/16/2023)
	1	Jerrin Thompson at Alabama (09/09/2023)
	1	Jahdae Barron at Alabama (09/09/2023)
	1	Jaylan Ford vs. Rice (09/02/2023)
	1	Austin Jordan vs. Rice (09/02/2023)

TEAM SINGLE-GAME SUPERLATIVES

CATEGORY	NO.	TEAM
RUSHES	51	Kansas (09/30/2023)
YARDS RUSHING	336	Kansas (09/30/2023)
YARDS PER RUSH	6.6	Kansas (09/30/2023)
TD RUSHES	4	Kansas (09/30/2023)
	4	at Baylor (09/23/2023)
PASS ATTEMPTS	38	vs Oklahoma (N) (10/07/2023)
	38	at Alabama (09/09/2023)
PASS COMPLETIONS	32	vs Oklahoma (N) (10/07/2023)
YARDS PASSING	371	vs Oklahoma (N) (10/07/2023)
YARDS PER PASS	13.1	at Baylor (09/23/2023)
TD PASSES	3	at Alabama (09/09/2023)
	3	Rice (09/02/2023)
TOTAL PLAYS	86	Kansas (09/30/2023)
TOTAL OFFENSE	661	Kansas (09/30/2023)
YARDS PER PLAY	8.5	at Baylor (09/23/2023)
POINTS	40	Kansas (09/30/2023)
SACKS BY	5	at Baylor (09/23/2023)
	5	at Alabama (09/09/2023)
FIRST DOWNS	33	Kansas (09/30/2023)
PENALTIES	9	vs Oklahoma (N) (10/07/2023)
PENALTY YARDS	70	vs Oklahoma (N) (10/07/2023)
TURNOVERS	3	vs Oklahoma (N) (10/07/2023)
PUNTS	4	at Baylor (09/23/2023)
	4	Wyoming (09/16/2023)
PUNTING AVG	52.3	at Houston (10/21/2023)
LONG PUNT	59	at Houston (10/21/2023)
PUNTS INSIDE 20	1	at Houston (10/21/2023)
	1	vs Oklahoma (N) (10/07/2023)
	1	at Baylor (09/23/2023)
	1	Wyoming (09/16/2023)
	1	at Alabama (09/09/2023)
	1	Rice (09/02/2023)
LONG PUNT RETURN	40	at Baylor (09/23/2023)

OPPONENT SINGLE-GAME SUPERLATIVES

CATEGORY	NO.	INDIVIDUAL
RUSHES	18	Harrison Waylee vs Wyoming (09/16/2023)
YARDS RUSHING	113	Dillon Gabriel vs Oklahoma (N) (10/07/2023)
TD RUSHES	2	Tawee Walker vs Oklahoma (N) (10/07/2023)
LONG RUSH	62	Harrison Waylee vs Wyoming (09/16/2023)
PASS ATTEMPTS	46	Donovan Smith at Houston (10/21/2023)
PASS COMPLETIONS	32	Donovan Smith at Houston (10/21/2023)
YARDS PASSING	378	Donovan Smith at Houston (10/21/2023)
TD PASSES	3	Donovan Smith at Houston (10/21/2023)
LONG PASS	58	Jason Bean vs Kansas (09/30/2023)
RECEPTIONS	8	Wyatt Wieland vs Wyoming (09/16/2023)
YARDS RECEIVING	130	Jalil Farooq vs Oklahoma (N) (10/07/2023)
TD RECEPTIONS	2	Matthew Golden at Houston (10/21/2023)
LONG RECEPTION	58	Trevor Wilson vs Kansas (09/30/2023)
FIELD GOALS	3	Will Reichard at Alabama (09/09/2023)
LONG FIELD GOALS	51	Will Reichard at Alabama (09/09/2023)
PUNTS	7	Clayton Stewart vs Wyoming (09/16/2023)
PUNTING AVG	52.6	James Burnip at Alabama (09/09/2023)
LONG PUNT	61	James Burnip at Alabama (09/09/2023)
PUNTS INSIDE 20	3	Damon Greaves vs Kansas (09/30/2023)
	3	Clayton Stewart vs Wyoming (09/16/2023)
	3	James Burnip at Alabama (09/09/2023)
LONG PUNT RETURN	14	Malik Fleming at Houston (10/21/2023)
LONG KICKOFF RETURN	31	Jalil Farooq vs Oklahoma (N) (10/07/2023)
TACKLES	13	Jaren Kanak vs Oklahoma (N) (10/07/2023)
	13	O.J. Burroughs vs Kansas (09/30/2023)
SACKS	2	Jamaree Caldwell at Houston (10/21/2023)
	2	Ethan Downs vs Oklahoma (N) (10/07/2023)
	2	Matt Jones at Baylor (09/23/2023)
TACKLES FOR LOSS	3.5	Matt Jones at Baylor (09/23/2023)
INTERCEPTIONS	1	Gentry Williams vs Oklahoma (N) (10/07/2023)
	1	Kendel Dolby vs Oklahoma (N) (10/07/2023)
	1	Cornell Wheeler vs Kansas (09/30/2023)

OPPONENT TEAM SINGLE-GAME SUPERLATIVES

CATEGORY	NO.	TEAM
RUSHES	43	vs Oklahoma (N) (10/07/2023)
YARDS RUSHING	201	vs Oklahoma (N) (10/07/2023)
YARDS PER RUSH	5.0	Kansas (09/30/2023)
TD RUSHES	3	vs Oklahoma (N) (10/07/2023)
PASS ATTEMPTS	53	at Baylor (09/23/2023)
PASS COMPLETIONS	32	at Houston (10/21/2023)
YARDS PASSING	378	at Houston (10/21/2023)
YARDS PER PASS	9.4	at Alabama (09/09/2023)
TD PASSES	3	at Houston (10/21/2023)
TOTAL PLAYS	84	at Baylor (09/23/2023)
TOTAL OFFENSE	486	vs Oklahoma (N) (10/07/2023)
YARDS PER PLAY	6.0	at Houston (10/21/2023)
POINTS	34	vs Oklahoma (N) (10/07/2023)
SACKS BY	5	vs Oklahoma (N) (10/07/2023)
FIRST DOWNS	28	vs Oklahoma (N) (10/07/2023)
PENALTIES	10	at Alabama (09/09/2023)
PENALTY YARDS	90	at Alabama (09/09/2023)
TURNOVERS	3	Rice (09/02/2023)
PUNTS	7	Wyoming (09/16/2023)
PUNTING AVG	52.6	at Alabama (09/09/2023)
LONG PUNT	61	at Alabama (09/09/2023)
PUNTS INSIDE 20	3	Kansas (09/30/2023)
	3	Wyoming (09/16/2023)
	3	at Alabama (09/09/2023)
LONG PUNT RETURN	14	at Houston (10/21/2023)

2023 STATISTICS | MISCELLANEOUS

SCORING

SCORING	TD	FGS	KICK	PAT RUSH	PAT RCV	PAT PASS	PAT DXP	SAF	POINTS
Bert Auburn	-	13-18	28-28	-	-	-	-	-	67
Jonathon Brooks	7	-	-	-	-	-	-	-	42
Adonai Mitchell	5	-	-	-	-	-	-	-	30
Quinn Ewers	5	-	-	-	-	-	-	-	30
Xavier Worthy	4	-	-	-	-	-	-	-	24
CJ Baxter	2	-	-	-	-	-	-	-	12
Jerrin Thompson	1	-	-	-	-	-	-	-	6
Ja'Tavion Sanders	1	-	-	-	-	-	-	-	6
Gunnar Helm	1	-	-	-	-	-	-	-	6
Byron Murphy II	1	-	-	-	-	-	-	-	6
Savion Red	1	-	-	-	-	-	-	-	6
Malik Muhammad	1	-	-	-	-	-	-	-	6
Total	29	13-18	28-28	0	0	0	0	0	241
Opponents	13	10-11	12-12	0	1	1	0	0	122

FIELD GOAL ACCURACY

NAME	TOTAL	PCT	0-19	20-29	30-39	40-49	50+	LONG	BLK
Bert Auburn	13-18	72.2	0-0	5-6	4-4	4-6	0-2	49	0
Opponents	10-11	90.9	0-0	3-3	3-3	3-4	1-1	51	0

FG SEQUENCE	TEXAS	OPPONENTS
Rice	(27),(46),(49),56	(43)
at Alabama	(32),(29),42	(42),(30),(51)
Wyoming	(37)	(36)
at Baylor	(37),26	(22),(36)
Kansas	(26),(30),50,47	
vs. Oklahoma	(25),(45),(47)	(27),(26),45
at Houston	(25)	(40)
Byu		
Kansas State		
at BYU		
at Iowa State		
Texas Tech		

Numbers in parentheses indicate field goal was made.

TEXAS IN THE RED ZONE

Possessions	28
Total scores	24
Percentage	85.7%
Points Scored	127
Touchdowns (rush/pass)	14 (9/5)
Field goals	10
Missed field goals	2
On downs	1
Turnovers (fumble/interception)	1 (0/1)
Clock	0

OPPONENTS IN THE RED ZONE

Possessions	19
Total scores	13
Percentage	68.4%
Points Scored	63
Touchdowns (rush/pass)	6 (3/3)
Field goals	7
Missed field goals	0
On downs	3
Turnovers (fumble/interception)	1 (0/1)
Clock	2

TEXAS NON-OFFENSIVE TOUCHDOWNS

YDS	PLAY	PLAYER	OPPONENT
27	INT	Jerrin Thompson	Wyoming
0	Punt Block	Malik Muhammad	vs. Oklahoma

POINTS OFF TURNOVERS

OPPONENT	UT TOs	OPP POINTS	OPP TOs	UT POINTS
Rice	0	0	3	3
at Alabama	0	0	2	10
Wyoming	1	0	1	7
at Baylor	2	3	1	7
Kansas	1	0	1	6
vs. Oklahoma	3	7	0	0
at Houston	0	0	2	3
BYU				
Kansas State				
at TCU				
at Iowa State				
Texas Tech				
TOTAL	7	10	10	36

2023 STATISTICS | GAME CAPSULES

GAME-BY-GAME CAPSULES

GAME	1ST DOWNS	RUSHING		PASSING			TOTAL	3RD DOWN	TIME OF
	R-PS-PN	ATT-YDS	TD	C-ATT-INT	YDS	TD	PLAYS-YDS	CONV.	POSSESSION
Texas	7-16-1	39-158	1	22-36-0	300	3	75-458	6-15	31:36
Rice.....	3-5-0	25-27	0	14-26-2	149	1	64-259	6-16	28:24
Texas	7-12-5	37-105	1	24-38-0	349	3	75-454	7-18	32:31
Alabama	7-10-1	35-107	0	14-27-2	255	2	62-362	5-14	23:27
Texas	7-6-0	31-185	1	11-21-0	131	2	52-316	4-12	21:13
Wyoming	8-7-2	38-155	1	17-28-1	136	0	66-291	4-14	38:47
Texas	8-15-1	34-175	4	19-25-0	328	1	59-503	3-9	26:30
Baylor.....	4-14-1	31-60	0	29-53-1	305	0	84-365	5-18	33:30
Texas	14-19-0	51-336	4	25-35-1	325	1	86-661	9-15	39:41
Kansas	4-6-1	25-124	1	9-21-0	136	1	46-260	0-8	18:27
Texas	9-15-1	40-156	1	32-38-2	371	1	78-527	5-14	32:11
Oklahoma.....	11-14-3	43-201	3	23-38-0	285	1	81-486	5-14	27:49
Texas	9-10-0	37-141	2	25-32-0	219	2	69-360	3-12	31:58
Houston	2-17-1	14-19	0	32-46-1	378	3	65-392	4-13	28:02
Texas
BYU.....
Texas
Kansas State
Texas
TCU.....
Texas
Iowa State.....
Texas
Texas Tech.....

2023 CENTURY CLUB

RUSHING [4]

YARDS	ATTEMPTS	NAME, OPPONENT
218.....	21	Jonathon Brooks, Kansas
164.....	21	Jonathon Brooks, Wyoming
129.....	22	Jonathon Brooks, vs. Oklahoma
106.....	18	Jonathon Brooks, at Baylor

RECEIVING [5]

YARDS	RECEPTIONS	NAME, OPPONENT
141.....	10	Adonai Mitchell, Kansas
115.....	10	Jordan Whittington, vs. Oklahoma
114.....	5	Ja'Tavion Sanders, at Alabama
110.....	5	Ja'Tavion Sanders, at Baylor
108.....	8	Xavier Worthy, vs. Oklahoma

2023 STATISTICS | DEFENSE

DEFENSE

DEFENSIVE LEADERS	GP	SOLO	AST	TOTAL	TFL/YDS	SACKS/YDS	INT-YDS	BRUP	QBH	FR-YDS	FF	KICK	SAF
41..... Jaylan Ford.....	7	21	25	46	7.5-26	1-9	2-5		2		1		
23..... Jahdae Barron.....	7	19	15	34	2.5-11		1-16	1		1-0			
33..... David Gbenda.....	7	14	18	32	2-16	1.5-15		1	1				
0..... Anthony Hill Jr.....	7	19	11	30	4-16	3-14		1	2				
91..... Ethan Burke.....	7	10	12	22	4.5-18	3-14							
93..... T'Vondre Sweat.....	7	9	11	20	4-6	1-1		1	4				
88..... Barryn Sorrell.....	7	10	9	19	1-9	1-9			3				
28..... Jerrin Thompson.....	7	12	6	18			2-59	3					
90..... Byron Murphy II.....	7	8	9	17	4.5-17	2.5-12			3				
21..... Kitan Crawford.....	7	14	3	17	1-2							1	
2..... Derek Williams Jr.....	6	9	8	17				2					
6..... Ryan Watts.....	5	14	3	17	1-1			1					
5..... Malik Muhammad.....	7	13	3	16				2					
16..... Michael Taaffe.....	7	11	5	16	1-4		1-0	1	1				
11..... Jalen Catalon.....	6	13	2	15	1-1						1		
43..... Jett Bush.....	7	3	7	10	1.5-10	1-8				1-0			
9..... Gavin Holmes.....	7	10		10									
45..... Vernon Broughton.....	7	4	5	9	2.5-6	1-3		1	1	1-0			
95..... Alfred Collins.....	7	5	4	9	1-8	1-8		2	2				
8..... Terrance Brooks.....	7	4	3	7				4					
17..... J'Mond Tapp.....	5	3	2	5	0.5-1				1				
37..... Morice Blackwell Jr.....	4	3	2	5									
1..... Justice Finkley.....	7	5		5	2-12	1-10							
3..... Jaylon Guilbeau.....	4	3	1	4	1-2			1					
98..... Trill Carter.....	6	1	3	4	0.5-0				1				
18..... Liona Lefau.....	7	2	2	4									
26..... Quintrevion Wisner.....	7	1	2	3									
99..... Sydir Mitchell.....	3	2		2									
15..... Will Stone.....	7	2		2									
53..... Aaron Bryant.....	3	1		1									
94..... Jaray Bledsoe.....	5		1	1					1				
76..... Hayden Conner.....	7	1		1									
97..... Kristopher Ross.....	3		1	1					1				
1..... Xavier Worthy.....	7	1		1									
4..... Austin Jordan.....	7		1	1			1-0						
85..... Gunnar Helm.....	7	1		1									
23..... Jaydon Blue.....	6	1		1									
Totals.....	7	249	174	423	43-166	17-103	7-80	21	23	3-0	2	1	0
Opponents.....	7	288	236	524	38-158	17-95	3-13	22	9	4-0	3	0	0

GP - games played • GS - games started • SOLO - unassisted tackles • AST - assisted tackles • TOTAL - total tackles • TFL - tackles for loss • INT - interceptions

SPECIAL TEAMS TACKLES

NAME	TT (KO/PUNT)	NAME	TT (KO/PUNT)	NAME	TT (KO/PUNT)
Liona Lefau.....	3 (2/1)
Quintrevion Wisner.....	3 (3/0)
Will Stone.....	2 (2/0)
Michael Taaffe.....	2 (1/1)
Kitan Crawford.....	2 (0/2)
Jaydon Blue.....	1 (1/0)
Jett Bush.....	1 (1/0)
Gavin Holmes.....	1 (1/0)
Ryan Watts.....	1 (1/0)
Derek Williams Jr.....	1 (1/0)
Gunnar Helm.....	1 (0/1)

2023 STATISTICS | DEFENSE

GAME-BY-GAME TACKLES (INDIVIDUAL)

TOTAL TACKLES	UA-A	TOT	RICE	ALA	WYO	BU	KU	OU	UH	BYU	KSU	TCU	ISU	TTU
Jaylan Ford	21-25	46	1-4	2-3	4-3	4-4	5-2	3-5	2-4					
Jahdae Barron	19-15	34	0-2	3-1	6-5	-	3-0	5-6	2-1					
David Gbenda	14-18	32	3-3	3-3	2-4	2-2	0-3	2-2	2-1					
Anthony Hill Jr.	19-11	30	1-0	4-2	2-1	5-1	0-1	5-3	2-3					
Ethan Burke	10-12	22	1-2	4-0	0-1	0-1	1-2	3-3	1-3					
T'Vondre Sweat	9-11	20	2-3	1-0	1-2	3-1	0-2	1-2	1-1					
Barryn Sorrell	10-9	19	0-2	1-1	3-2	1-0	0-3	4-1	1-0					
Jerrin Thompson	12-6	18	0-1	1-3	2-1	-	-	4-1	5-0					
Ryan Watts	14-3	17	0-1	2-2	6-0	4-0	2-0	DNP	DNP					
Kitan Crawford	14-3	17	2-0	4-1	2-1	-	2-0	1-1	3-0					
Derek Williams Jr.	9-8	17	1-2	DNP	2-0	3-0	-	1-3	2-3					
Byron Murphy II	8-9	17	0-3	1-1	0-2	4-0	1-2	1-0	1-1					
Malik Muhammad	13-3	16	5-0	1-0	1-0	4-0	0-1	-	2-2					
Michael Taaffe	11-5	16	1-2	-	1-0	2-0	1-0	1-0	5-3					
Jalen Catalon	13-2	15	-	6-1	1-1	2-0	3-0	1-0	DNP					
Gavin Holmes	10-0	10	1-0	1-0	-	4-0	-	3-0	1-0					
Jett Bush	3-7	10	0-2	0-1	1-2	1-1	-	1-1	-					
Alfred Collins	5-4	9	-	0-1	2-1	1-0	0-1	1-1	1-0					
Vernon Broughton	4-5	9	0-2	1-0	1-1	1-0	0-1	0-1	1-0					
Terrance Brooks	4-3	7	-	-	0-1	-	-	4-1	0-1					
Justice Finkley	5-0	5	-	1-0	-	1-0	1-0	-	2-0					
J'Mond Tapp	3-2	5	0-1	DNP	3-0	-	-	DNP	0-1					
Morice Blackwell Jr.	3-2	5	DNP	DNP	DNP	1-2	-	2-0	-					
Jaylon Guilbeau	3-1	4	1-1	DNP	-	-	DNP	DNP	2-0					
Liona Lefau	2-2	4	0-1	-	1-0	-	1-0	-	0-1					
Trill Carter	1-3	4	1-1	DNP	-	-	-	0-2	-					
Quintrevion Wisner	1-2	3	0-1	-	-	1-0	-	-	0-1					
Will Stone	2-0	2	-	-	-	-	-	1-0	1-0					
Sydir Mitchell	2-0	2	-	DNP	1-0	DNP	1-0	DNP	DNP					
Xavier Worthy	1-0	1	-	-	-	-	1-0	-	-					
Jaydon Blue	1-0	1	-	-	-	-	1-0	-	DNP					
Aaron Bryant	1-0	1	-	DNP	DNP	1-0	DNP	DNP	-					
Hayden Conner	1-0	1	-	-	-	-	-	1-0	-					
Gunnar Helm	1-0	1	-	-	1-0	-	-	-	-					
Austin Jordan	0-1	1	0-1	-	-	-	-	-	-					
Jaray Bledsoe	0-1	1	-	DNP	DNP	-	-	0-1	-					
Kristopher Ross	0-1	1	0-1	-	-	DNP	DNP	DNP	DNP					

2023 OFFICIATING CREWS

1 - RICE
 R: Tutashinda Salaam
 U: Bill Bishop
 HL: Matt Burks
 LJ: Kelly Detering
 FJ: Rich Almeroth
 SJ: Eric Hartman
 BJ: Christopher Alston
 CJ: Charlie Hurd

3 - WYOMING
 R: Kevin Mar
 U: Marlow Fitzgerald
 HL: Bradford Edwards
 LJ: Bret Bascue
 FJ: Randy Smith
 SJ: James Murphy
 BJ: Lyndon Nixon
 CJ: Darren Winkley

5 - KANSAS
 R: Kevin Boitmann
 U: Apollo Martin
 HL: Eric Carmouche
 LJ: David Young
 FJ: Edward Vinzant
 SJ: Eric Hartman
 BJ: Joel Wetzell
 CJ: Stacy Hardin

7 - HOUSTON
 R: Michael VanderVelde
 U: Rick Podraza
 HL: John Braun
 LJ: David Young
 FJ: Robert Asel
 SJ: Fulton Carson
 BJ: Robert Lewis
 CJ: Chris Tallent

9 - KANSAS STATE
 R:
 U:
 HL:
 LJ:
 FJ:
 SJ:
 BJ:
 CJ:

11 - IOWA STATE
 R:
 U:
 HL:
 LJ:
 FJ:
 SJ:
 BJ:
 CJ:

2 - ALABAMA
 R: Matt Loeffler
 U: Stan Weihe
 HL: Nicholas Theriot
 LJ: Michael Shirey
 FJ: Antonio Smith
 SJ: Jesse Dupuy
 BJ: Tom Fimmen
 CJ: Chris Garner

4 - BAYLOR
 R: Derek Anderson
 U: Michael Henderson
 HL: Doug Moore
 LJ: Quentin Givens
 FJ: Gabriel DeLeon
 SJ: Jesse Dupuy
 BJ: Daniel Young
 CJ: Brian Alos

6 - OKLAHOMA
 R: David Alvarez
 U: Stuart Schake
 HL: Rick Smith
 LJ: Mark Estermyer
 FJ: Joseph Martinez
 SJ: Brendon Barnes
 BJ: Terrance Jones
 CJ: Abram Anaya

8 - BYU
 R:
 U:
 HL:
 LJ:
 FJ:
 SJ:
 BJ:
 CJ:

10 - TCU
 R:
 U:
 HL:
 LJ:
 FJ:
 SJ:
 BJ:
 CJ:

12 - TEXAS TECH
 R:
 U:
 HL:
 LJ:
 FJ:
 SJ:
 BJ:
 CJ:

2023 STATISTICS | DEFENSE

DEFENSIVE LEADERS

SACKS	17.0-103	MULTI-TFL GAMES	5	QB PRESSURES	23	PASS BREAKUPS	21
Anthony Hill Jr.	3.0-14	Byron Murphy II (at Baylor)	3.0-11	T'Vondre Sweat	4	Terrance Brooks	4
Ethan Burke	3.0-14	Jaylan Ford (at Houston)	2.5-11	Byron Murphy II	3	Jerrin Thompson	3
Byron Murphy II	2.5-12	Anthony Hill Jr. (at Alabama)	2.0-13	Barryrn Sorrell	3	Jahdae Barron	2
David Gbenda	1.5-15	Ethan Burke (at Alabama)	2.0-13	Alfred Collins	2	Alfred Collins	2
Justice Finkley	1.0-10	Anthony Hill Jr. (vs. Oklahoma)	1.5-2	Jaylan Ford	2	Malik Muhammad	2
Jaylan Ford	1.0-9			Anthony Hill Jr.	2	Derek Williams Jr.	2
Barryrn Sorrell	1.0-9	MULTI-SACK GAMES	3	Jaray Bledsoe	1	Vernon Broughton	1
Jett Bush	1.0-8	Anthony Hill Jr. (at Alabama)	2.0-13	Vernon Broughton	1	Jaylon Guilbeau	1
Alfred Collins	1.0-8	Ethan Burke (at Alabama)	2.0-13	Trill Carter	1	Anthony Hill Jr.	1
Vernon Broughton	1.0-3	Byron Murphy II (at Baylor)	2.0-8	David Gbenda	1	T'Vondre Sweat	1
T'Vondre Sweat	1.0-1			Kristopher Ross	1	Michael Taaffe	1
				Michael Taaffe	1	Ryan Watts	1
				J'Mond Tapp	1		
TACKLES FOR LOSS	43.0-166			FORCED FUMBLES	2	BLOCKED PUNTS	1
Jaylan Ford	7.5-26			Jalen Catalon	1	Kitan Crawford	1
Ethan Burke	4.5-18			Jaylan Ford	1		
Byron Murphy II	4.5-17			RECOVERED FUMBLES	2-0	BLOCKED FIELD GOALS/PAT	0
Anthony Hill Jr.	4.0-16			Vernon Broughton	1-0		
T'Vondre Sweat	4.0-6			Jett Bush	1-0		
Jahdae Barron	2.5-11			INTERCEPTIONS	7-80		
Vernon Broughton	2.5-6			Jerrin Thompson	2-59		
David Gbenda	2.0-16			Jaylan Ford	2-5		
Justice Finkley	2.0-12			Jahdae Barron	1-16		
Jett Bush	1.5-10			Austin Jordan	1-0		
Barryrn Sorrell	1.0-9			Michael Taaffe	1-0		
Alfred Collins	1.0-8						
Michael Taaffe	1.0-4						
Jaylon Guilbeau	1.0-2						
Ryan Watts	1.0-1						
Jalen Catalon	1.0-1						
J'Mond Tapp	0.5-1						
Trill Carter	0.5-0						

GAME-BY-GAME DEFENSIVE STATISTICS (TEAM)

OPPONENT	SACKS	TFL	FF	FR	INT	PBU	P BLK	FG BLK	XP BLK	QBP
RICE.....	2.0	5.0	0	1	2	4	0	0	0	7
at Alabama.....	5.0	9.0	0	0	2	1	0	0	0	4
WYOMING.....	1.0	5.0	0	0	1	3	0	0	0	2
at Baylor.....	5.0	8.0	0	0	1	2	0	0	0	4
KANSAS.....	0.0	3.0	1	1	0	1	0	0	0	4
vs. Oklahoma.....	1.0	5.0	0	0	0	6	1	0	0	2
at Houston.....	3.0	8.0	1	1	1	4	0	0	0	0
BYU.....										
KANSAS STATE.....										
at TCU.....										
at Iowa State.....										
TEXAS TECH.....										

2023 STATISTICS | STARTERS

2023 STARTERS (GAME-BY-GAME)

OFFENSE	QB	RB	TE	WR	WR	WR/TE	LT	LG	C	RG	RT
RICE	Ewers	Baxter	Sanders	Worthy	A. Mitchell	Whittington (WR)	Banks Jr.	Conner	Majors	Campbell	Jones
at Alabama	Ewers	Baxter	Sanders	Worthy	A. Mitchell	Helm (TE)	Banks Jr.	Conner	Majors	Campbell	Jones
WYOMING	Ewers	J. Brooks	Sanders	Worthy	A. Mitchell	Whittington (WR)	Banks Jr.	Conner	Majors	Campbell	Jones
at Baylor	Ewers	J. Brooks	Sanders	Worthy	A. Mitchell	Whittington (WR)	Banks Jr.	Conner	Majors	Campbell	Jones
KANSAS	Ewers	J. Brooks	Sanders	Worthy	A. Mitchell	Helm (TE)	Banks Jr.	Conner	Majors	Campbell	Jones
vs. Oklahoma	Ewers	J. Brooks	Sanders	Worthy	Whittington	Helm (TE)	Banks Jr.	Conner	Majors	Campbell	Jones
at Houston	Ewers	J. Brooks	Sanders	Worthy	A. Mitchell	Helm (TE)	Banks Jr.	Conner	Majors	Campbell	Jones
BYU											
KANSAS STATE											
at TCU											
at Iowa State											
TEXAS TECH											

DEFENSE	JACK	DT	NT	SLB/EDGE	MLB	WLB	STAR/DL/EDGE	CB	FS	BS	CB
RICE	Sorrell	Sweat	Murphy	Bush	Ford	Gbenda	Barron (STAR)	T. Brooks	Catalon	Taaffe	Watts
at Alabama	Sorrell	Sweat	Murphy	Bush	Ford	Gbenda	Collins (DL)	T. Brooks	Catalon	Thompson	Watts
WYOMING	Sorrell	Collins	Murphy	Bush	Ford	Gbenda	Burke (EDGE)	T. Brooks	Barron	Thompson	Watts
at Baylor	Sorrell	Collins	Murphy	Burke (EDGE)	Ford	Gbenda	Barron (STAR)	T. Brooks	Catalon	Thompson	Watts
KANSAS	Sorrell	Collins	Murphy	Burke (EDGE)	Ford	Gbenda	Barron (STAR)	T. Brooks	Crawford	Thompson	Watts
vs. Oklahoma	Sorrell	Collins	Murphy	Burke (EDGE)	Ford	Gbenda	Barron (STAR)	T. Brooks	Catalon	Thompson	Holmes
at Houston	Sorrell	Collins	Murphy	Burke (EDGE)	Ford	Gbenda	Guilbeau (STAR)	T. Brooks	Crawford	Taaffe	Holmes
BYU											
KANSAS STATE											
at TCU											
at Iowa State											
TEXAS TECH											

CAREER PARTICIPATIONS/STARTS

Player	Career Games	Career Starts	Consec Games	Consec Starts	Player	Career Games	Career Starts	Consec Games	Consec Starts	Player	Career Games	Career Starts	Consec Games	Consec Starts
Malik Agbo, OL	9	0	7	0	Justice Finkley, EDGE	19	0	18	0	Isaiah Neyor, WR	1	0	0	0
Tausii Akana, EDGE	1	0	0	0	Michael Flanagan, LB	0	0	0	0	Ryan Niblett, WR	1	0	0	0
BJ Allen Jr., DB	1	0	0	0	Jaylan Ford, LB	42	22	42	16	Colin Page, RB	0	0	0	0
Rett Andersen, WR	0	0	0	0	David Gbenda, LB	40	10	8	7	Remy Patson, WR	0	0	0	0
Paxton Anderson, WR	3	0	0	0	Graham Gillespie, DB	0	0	0	0	Will Randle, TE	0	0	0	0
Ben Armstrong, EDGE	0	0	0	0	Trevor Goosby, OL	2	0	0	0	Ian Ratliff, P	0	0	0	0
Gus Asel, TE	0	0	0	0	Sawyer Goram-Welch, DL	6	0	0	0	Savion Red, RB	14	0	2	0
Bert Auburn, K	21	0	20	0	Jaylon Guilbeau, DB	13	4	1	1	Christian Rizzi, DS	1	0	0	0
Kelvin Banks Jr., OL	20	20	20	20	Derion Gullette	0	0	0	0	Warren Roberson, DB	0	0	0	0
Jahdae Barron, DB	34	16	27	0	Tate Haver, DS	0	0	0	0	Connor Robertson, OL	11	0	9	0
CJ Baxter, RB	6	2	4	0	Gunnar Helm, TE	32	8	32	3	Keilan Robinson, RB	31	4	22	0
Patrick Bayouth, TE	9	0	4	0	Anthony Hill Jr., LB	7	0	7	0	Kristopher Ross, DL	4	0	0	0
Reece Beauchamp, WR	0	0	0	0	Gavin Holmes, DB	7	2	7	2	Ryan Sanborn, P	7	0	7	0
Dorian Black, DL	0	0	0	0	Cole Hutson, OL	15	13	0	0	Ja'Tavion Sanders, TE	32	20	32	20
Morice Blackwell Jr., LB	26	4	4	0	Ja'Faar Johnson Jr., DB	0	0	0	0	Brady Sarkisian, LB	0	0	0	0
Jaray Bledsoe, DL	6	0	4	0	Christian Jones, OL	55	42	55	42	Spencer Shannon, TE	0	0	0	0
Jaydon Blue, RB	16	0	8	0	Austin Jordan, DB	20	0	20	0	Winston Smith, LB	0	0	0	0
Ty Boatright, WR	0	0	0	0	Brooks Kieschnick Jr., OL	0	0	0	0	Barryn Sorrell, EDGE	26	17	18	7
X'Avion Brice, DB	2	0	0	0	Payton Kirkland, OL	0	0	0	0	Lance St. Louis, DS	16	0	16	0
Jonathon Brooks, RB	18	5	10	5	Marshall Landwehr, LB	0	0	0	0	Will Stone, K	20	0	20	0
Terrance Brooks, DB	16	10	12	7	Liona Lefau, LB	7	0	7	0	Connor Stroh, OL	0	0	0	0
Vernon Broughton, DL	33	1	8	0	Cole Loud, QB	0	0	0	0	Zac Swanson, DL	3	0	0	0
Aaron Bryant, DL	5	0	1	0	Tannahill Love, DB	1	0	0	0	T'Vondre Sweat, DL	55	11	55	0
Ethan Burke, EDGE	18	5	15	5	Gabriel Lozano, K	0	0	0	0	Robert Sweeney, OL	0	0	0	0
S'Maje Burrell, LB	0	0	0	0	Jake Majors, OL	35	34	34	34	Michael Taaffe, DB	20	3	20	1
Jett Bush, LB	51	4	24	0	Reed Malphurs, K	0	0	0	0	J'Mond Tapp, EDGE	7	0	1	0
Casey Cain, WR	18	3	0	0	Arch Manning, QB	0	0	0	0	Joe Tatum, QB	0	0	0	0
DJ Campbell, OL	14	7	11	7	Carson Marshall, DB	0	0	0	0	Jerrin Thompson, DB	42	25	42	0
Trill Carter, DL	6	0	5	0	Rick McBroom, OL	0	0	0	0	Larry Turner-Gooden, DB	4	0	0	0
Jalen Catalon, DB	6	4	0	0	Jelani McDonald, DB	6	0	0	0	Neto Umeozulu, OL	6	0	0	0
Bryce Chambers, WR	0	0	0	0	Hamilton McMartin, WR	0	0	0	0	Colton Vasek, EDGE	0	0	0	0
Jaydon Chatman, OL	0	0	0	0	Max Merril, OL	0	0	0	0	Billy Walton III, EDGE	2	0	0	0
Anfre Cojoe, OL	0	0	0	0	Quinn Merritt, WR	0	0	0	0	Ryan Watts, DB	18	18	0	0
Alfred Collins, DL	40	12	19	6	Thatcher Milton, WR	0	0	0	0	Jordan Whittington, WR	34	21	22	0
Hayden Conner, OL	28	20	23	20	Adonai Mitchell, WR	7	6	7	1	Cameron Williams, OL	18	0	4	0
Johntay Cook II, WR	7	0	7	0	Sydr Mitchell, DL	3	0	0	0	Derek Williams Jr., DB	6	0	5	0
Kitan Crawford, DB	40	3	23	1	DeAndre Moore Jr., WR	3	0	0	0	Quintrevion Wisner, RB	7	0	7	0
Juan Davis, TE	21	0	5	0	Malik Muhammad, DB	7	0	7	0	Ky Woods, RB	1	0	0	0
Quinn Ewers, QB	17	17	15	15	Maalik Murphy, QB	4	0	1	0	Xavier Worthy, WR	32	32	32	32
Charlie Faris, K	0	0	0	0	Byron Murphy II, DL	32	9	32	7	Charles Wright, QB	4	0	0	0

2023 STATISTICS | STARTERS/PARTICIPATION

#	NAME	GP/GS	RICE	ALA	WYO	BU	KU	OU	UH	BYU	KSU	TCU	ISU	TTU
0	Ja'Tavion Sanders	7/7	START	START	START	START	START	START	START					
0	Anthony Hill Jr.	7/0	XXX	XXX	XXX	XXX	XXX	XXX	XXX					
1	Xavier Worthy	7/7	START	START	START	START	START	START	START					
1	Justice Finkley	7/0	XXX	XXX	XXX	XXX	XXX	XXX	XXX					
2	Johntay Cook II	7/0	XXX	XXX	XXX	XXX	XXX	XXX	XXX					
2	Derek Williams Jr.	6/0	XXX	...	XXX	XXX	XXX	XXX	XXX					
3	Quinn Ewers	7/7	START	START	START	START	START	START	START					
3	Jaylon Guilbeau	4/1	XXX	...	XXX	XXX	START					
4	Austin Jordan	7/0	XXX	XXX	XXX	XXX	XXX	XXX	XXX					
4	CJ Baxter	6/2	START	START	...	XXX	XXX	XXX	XXX					
5	Adonai Mitchell	7/6	START	START	START	START	START	XXX	START					
5	Malik Muhammad	7/0	XXX	XXX	XXX	XXX	XXX	XXX	XXX					
6	Ryan Watts	5/5	START	START	START	START	START					
6	Maalik Murphy	4/0	XXX	XXX	XXX	...	XXX					
7	Keilan Robinson	7/0	XXX	XXX	XXX	XXX	XXX	XXX	XXX					
7	BJ Allen Jr.	1/0	XXX					
8	Casey Cain	5/0	XXX	XXX	XXX	XXX	XXX					
8	Terrance Brooks	7/7	START	START	START	START	START	START	START					
9	Isaiah Neyor	1/0	XXX					
9	Gavin Holmes	7/2	XXX	XXX	XXX	XXX	XXX	START	START					
11	Jalen Catalon	6/4	START	START	XXX	START	XXX	START	...					
11	DeAndre Moore Jr.	2/0	XXX	XXX					
13	Jordan Whittington	7/4	START	XXX	START	START	XXX	START	XXX					
15	Will Stone	7/0	XXX	XXX	XXX	XXX	XXX	XXX	XXX					
16	Michael Taaffe	7/2	START	XXX	XXX	XXX	XXX	XXX	START					
17	Savion Red	5/0	XXX	...	XXX	XXX	...	XXX	XXX					
17	J'Mond Tapp	5/0	XXX	...	XXX	XXX	XXX	...	XXX					
18	Liona Lefau	7/0	XXX	XXX	XXX	XXX	XXX	XXX	XXX					
18	Ryan Niblett	1/0	XXX					
21	Kitan Crawford	7/2	XXX	XXX	XXX	XXX	START	XXX	START					
23	Jahdae Barron	7/5	START	XXX	START	START	START	START	XXX					
23	Jaydon Blue	7/0	XXX	XXX	XXX	XXX	XXX	XXX	XXX					
24	Jonathon Brooks	7/5	XXX	XXX	START	START	START	START	START					
25	Jelani McDonald	6/0	XXX	XXX	XXX	XXX	XXX	XXX	...					
26	Quintrevion Wisner	7/0	XXX	XXX	XXX	XXX	XXX	XXX	XXX					
27	Ryan Sanborn	7/0	XXX	XXX	XXX	XXX	XXX	XXX	XXX					
28	Jerrin Thompson	7/5	XXX	START	START	START	START	START	XXX					
29	Ky Woods	1/0	XXX					
31	Billy Walton III	2/0	XXX	XXX					
33	David Gbenda	7/7	START	START	START	START	START	START	START					
37	Morice Blackwell Jr.	4/0	XXX	XXX	XXX	XXX					
41	Jaylan Ford	7/7	START	START	START	START	START	START	START					
43	Jett Bush	7/3	START	START	START	XXX	XXX	XXX	XXX					
44	Tannahill Love	1/0	XXX					
45	Vernon Broughton	7/0	XXX	XXX	XXX	XXX	XXX	XXX	XXX					
45	Bert Auburn	7/0	XXX	XXX	XXX	XXX	XXX	XXX	XXX					
46	Tausili Akana	1/0	XXX					
48	Patrick Bayouth	5/0	XXX	XXX	XXX	XXX	XXX					
52	DJ Campbell	7/7	START	START	START	START	START	START	START					
53	Aaron Bryant	3/0	XXX	XXX	XXX					
54	Cole Hutson	2/0	...	XXX	XXX					
56	Cameron Williams	5/0	XXX	XXX	XXX	XXX	XXX					
58	Lance St. Louis	7/0	XXX	XXX	XXX	XXX	XXX	XXX	XXX					
61	Sawyer Goram-Welch	1/0	XXX					
62	Connor Robertson	7/0	XXX	XXX	XXX	XXX	XXX	XXX	XXX					
65	Jake Majors	7/7	START	START	START	START	START	START	START					
70	Christian Jones	7/7	START	START	START	START	START	START	START					
72	Neto Umeozulu	3/0	XXX	XXX	XXX					
74	Trevor Goosby	1/0	XXX					
76	Hayden Conner	7/7	START	START	START	START	START	START	START					
78	Kelvin Banks Jr.	7/7	START	START	START	START	START	START	START					
80	Malik Agbo	7/0	XXX	XXX	XXX	XXX	XXX	XXX	XXX					
81	Juan Davis	6/0	XXX	...	XXX	XXX	XXX	XXX	XXX					
85	Gunnar Helm	7/4	XXX	START	XXX	XXX	START	START	START					
88	Barryn Sorrell	7/7	START	START	START	START	START	START	START					
90	Byron Murphy II	7/7	START	START	START	START	START	START	START					
91	Ethan Burke	7/5	XXX	XXX	START	START	START	START	START					
93	T'Vondre Sweat	7/2	START	START	XXX	XXX	XXX	XXX	XXX					
94	Jaray Bledsoe	5/0	XXX	XXX	XXX	XXX	XXX					
95	Alfred Collins	7/6	XXX	START	START	START	START	START	START					
96	Zac Swanson	1/0	XXX					
97	Kristopher Ross	3/0	XXX	XXX	XXX					
98	Trill Carter	6/0	XXX	...	XXX	XXX	XXX	XXX	XXX					
99	Sydir Mitchell	3/0	XXX	...	XXX	...	XXX					