

2023 FOOTBALL

CONFERENCE STANDINGS

Week 10 | Joni Lehmann | 469-524-1022 | joni@Big12Sports.com

	BIG 12 GAMES				OVERALL				Home	Road	Neutral	Streak	vs. Top 10	vs. Top 25
	W-L	Pct.	PF	PA	W-L	Pct.	PF	PA						
Oklahoma	4-1	.800	168	123	7-1	.875	335	151	4-0	2-1	1-0	L1	1-0	1-0
Texas	4-1	.800	174	84	7-1	.875	276	128	4-0	3-0	0-1	W2	1-0	2-1
Oklahoma State	4-1	.800	188	134	6-2	.750	249	1952	4-1	2-1	-	W4	-	1-0
Kansas State	4-1	.800	185	84	6-2	.750	299	127	5-0	1-2	-	W3	-	-
Iowa State	4-1	.800	141	119	5-3	.625	191	158	3-1	2-2	-	W3	-	0-1
Kansas	3-2	.600	173	161	6-2	.750	286	225	5-0	1-2	-	W1	1-1	1-1
West Virginia	3-2	.600	158	151	5-3	.625	246	212	3-1	2-2	-	W1	0-1	0-1
TCU	2-3	.400	118	116	4-4	.500	235	184	3-2	1-2	-	L1	-	-
BYU	2-3	.400	106	158	5-3	.625	199	205	4-0	1-3	-	L1	0-1	0-1
Texas Tech	2-3	.400	136	127	3-5	.375	240	203	2-2	1-3	-	L2	-	0-1
Baylor	2-3	.400	106	171	3-5	.375	180	240	1-5	2-0	-	L1	0-1	0-2
Houston	1-4	.200	106	196	3-5	.375	202	260	3-2	0-3	-	L2	0-1	0-1
UCF	0-5	.000	145	203	3-5	.375	267	239	2-2	1-3	-	L5	0-1	0-1
Cincinnati	0-5	.000	85	162	2-6	.250	202	227	1-4	1-2	-	L6	-	0-1

THIS WEEK'S SCHEDULE











Thursday, November 2	CT/Site Time
TCU at Texas Tech* (FSI)	6:00 p.m. CT
Saturday, November 4	
No. 25/RV Kansas State at No. 7/6 Texas* (FOX)	11:00 a.m. CT
No. 10/11 Oklahoma at Oklahoma State* (ABC)	2:30 p.m. CT
Houston at Baylor* (Big 12 Now on ESPN+)	2:30 p.m. CT
UCF at Cincinnati* (FSI)	2:30 p.m. CT/3:30 p.m. ET
No. 22/23 Kansas at Iowa State* (ESPN)	6:00 p.m. CT
BYU at West Virginia* (FSI)	6:00 p.m. CT/7:00 p.m. ET

* Denotes Big 12 game.
All times listed as Central.
Rankings listed as AP/Coaches.

TEAM VS. TEAM RESULTS

	BU	BYU	UCF	UC	UH	ISU	KU	K-State	OU	OSU	TCU	UT	TTU	WVU
BU	-	-	W	W		L	-		-	-		L	L	
BYU	-	-	-	W	-		L	-			L	L	W	
UCF	L	-	-			-	L	L	L		-	-		L
UC	L	L	-			L		L	L	-	-	-		
UH		-			-	-		L	-		L	L	L	W
ISU	W		-	W	-	-			L	W	W		-	-
KU	-	W	W		-	-			W	L		L		-
K-State		-	W	-	W			-	-	L	W		W	-
OU	-		W	W	-	W	L	-	-			W	-	
OSU	-			W		L	W	W		-	-	-	-	W
TCU		W	-	-	W	L	-	L		-	-			L
UT	W	W	-	-	W		W		L	-		-		-
TTU	W	L		-	W	-		L	-	-			-	L
WVU			W		L	-	-			L	W	-	W	-

CONFERENCE NEWS & NOTES

-  The Big 12 is back to a full seven-game conference schedule every week through the remainder of the season after each team had a bye in October.
-  FOX's Big Noon Kickoff will travel to a Big 12 game for the second straight week as it goes live from Austin Saturday before the Longhorns host K-State. It will mark the sixth week this season for one of the national pregame shows to appear at a Big 12 game.
-  The Big 12 has the tightest conference race in the nation with 50 percent of teams within a game of each other in the top half of the conference standings, including five tied for the lead.
-  Kansas, K-State, Oklahoma, Oklahoma State and Texas have reached bowl eligibility. BYU, Iowa State and West Virginia are one win away.
-  The Big 12 has four teams ranked this week with No. 7/6 Texas, No. 10/11 Oklahoma, No. 22/23 Kansas and No. 25/RV K-State. Oklahoma State is receiving votes and is just outside the top 25 in both polls.
-  Six Big 12 teams (BYU, Kansas, K-State, Oklahoma, Oklahoma State, Texas) are undefeated at home this season. In conference games, the home team holds a 21-13 advantage.
-  Kansas was selected the Cheez-It National Team of the Week after its win over then-No. 6/6 Oklahoma.
-  Among conferences, the Big 12 is first in rushing yards per game (172.8), second in total yards (421.7) and third in passing yards (254.4) and scoring (30.4).
-  Six Power 5 schools nationally have multiple players with 3+ interceptions with four of those hailing from the Big 12: BYU (2), Houston (2), Iowa State (2) and Oklahoma (2).
-  Kansas State OL Cooper Beebe and West Virginia C Zach Frazier have been selected finalists for the 2023 William V. Campbell Trophy®, college football's premier scholar-athlete award that annually recognizes an individual as the absolute best in the nation for his combined academic success, football performance and exemplary leadership.

- Notes continued on page 5 -

**Weekly National Rankings
(AP/Coaches/CFP)**

	BU	BYU	UCF	UC	UH	ISU	KU	K-State	OU	OSU	TCU	UT	TTU	WVU
Preseason	RV/RV	-/RV	-	-	-/RV	-	RV/RV	16/17	20/19	-/RV	17/16	11/12	RV/24	-
9/5	-	-	RV/RV	RV/-	-	RV/-	-/RV	15/15	18/17	-/RV	RV/RV	11/10	RV/RV	-
9/11	-	-	-/RV	RV/RV	-	-	RV/RV	15/15	19/16	RV/RV	RV/RV	4/6	-	-
9/18	-	RV/RV	-/RV	-	-	-	RV/RV	RV/RV	16/14	-	-	3/6	-	-
9/25	-	-	-	-	-	-	24/24	RV/25	14/14	-	RV/RV	3/5	-	-
10/2	-	-/RV	-	-	-	-	RV/RV	RV/RV	12/12	-	-	3/4	-	RV/RV
10/9	-	-/RV	-	-	-	-	23/24	-	5/7	-	-	9/11	-	RV/RV
10/16	-	-	-	-	-	-	RV/RV	-/RV	6/7	RV/RV	-	8/8	-	RV/RV
10/23	-	-	-	-	-	-	-/RV	RV/RV	6/6	RV/RV	-	7/7	-	-
10/30	-	-	-	-	-	-	22/23	25/RV	10/11	RV/RV	-	7/6	-	-
11/6														
11/13														
11/20														
11/27														
12/4														
Final														

WEEKLY AWARDS

Offense

9/4	Emory Jones, UC, QB, Sr.
9/11	Quinn Ewers, UT, QB, So.
9/18	Dillon Gabriel, OU, QB, Sr.
9/25	DJ Giddens, K-State, RB, So.
10/2	Jonathon Brooks, UT, RB, So.
10/9	Dillon Gabriel, OU, QB, Sr.
10/16	Josh Hoover, TCU, QB, Fr.
	Ollie Gordon II, OSU, RB, So.
10/23	Ollie Gordon II, OSU, RB, So.
10/30	Ollie Gordon II, OSU, RB, So.

11/6	
11/13	
11/20	
11/27	

Special Teams

9/4	Ryan Rehkow, BYU, P, Jr.
	Gavin Freeman, OU, WR/PR, So.
9/11	Colton Boomer, UCF, K, So.
9/18	Matthew Golden, UH, KR/WR, So.
9/25	Chase Contreras, ISU, K, Sr.
10/2	Loic Fouonji, TTU, WR, Sr.
10/9	Trevor Wilson, KU, WR/PR, Jr.
10/16	Chase Contreras, ISU, K, Sr.
10/23	Isaiah Hankins, BU, K, So.
10/30	Xavier Worthy, UT, WR/PR, Jr.

11/6	
11/13	
11/20	
11/27	

Defense

	Jeremiah Cooper, ISU, DB, So.
	Danny Stutsman, OU, LB, Jr.
	Tyler Batty, BYU, DE, Jr.
	Cobee Bryant, KU, CB, Jr.
	Caden Jenkins, BU, CB, Fr.
	Beau Freyler, ISU, DB, Jr.
	Kobe Savage, K-State, S, Sr.
	Eddie Heckard, BYU, CB, Sr.
	Beanie Bishop Jr., WVU, CB, Sr.

Newcomer

	Emory Jones, UC, QB, Sr.
	Adonai Mitchell, UT, WR, Jr.
	Nic Anderson, OU, WR, Fr.
	Parker Jenkins, UH, RB, Fr.
	Adonai Mitchell, UT, WR, Jr.
	Cameron Epps, OSU, CB, Fr.
	Avery Johnson, K-State, QB, Fr.
	Nic Anderson, OU, WR, Fr.
	Leon Johnson III, OSU, WR, Sr.
	Beanie Bishop Jr., WVU, CB, Sr.

Big 12 CHAMPIONS

- 1996 - Texas (Nebraska)
- 1997 - Nebraska (Texas A&M)
- 1998 - Texas A&M (K-State)
- 1999 - Nebraska (Texas)
- 2000 - Oklahoma (K-State)
- 2001 - Colorado (Texas)
- 2002 - Oklahoma (Colorado)
- 2003 - Kansas State (Oklahoma)
- 2004 - Oklahoma (Colorado)
- 2005 - Texas (Colorado)
- 2006 - Oklahoma (Nebraska)
- 2007 - Oklahoma (Missouri)
- 2008 - Oklahoma (Missouri)
- 2009 - Texas (Nebraska)
- 2010 - Oklahoma (Nebraska)
- 2011 - Oklahoma State**
- 2012 - Kansas State/Oklahoma**
- 2013 - Baylor**
- 2014 - Baylor/TCU**
- 2015 - Oklahoma**
- 2016 - Oklahoma**
- 2017 - Oklahoma (TCU)
- 2018 - Oklahoma (Texas)
- 2019 - Oklahoma (Baylor)
- 2020 - Oklahoma (Iowa State)
- 2021 - Baylor (Oklahoma State)
- 2022 - Kansas State (TCU)

**A Championship Game was not played from 2011-16 seasons. Opponent in parenthesis.

Big 12 BOWL PARTNERS

(listed in order of selection)

- Allstate Sugar
- Valero Alamo
- Pop-Tarts
- TaxAct Texas
- AutoZone Liberty
- Guaranteed Rate
- Lockheed Martin Armed Forces Bowl*/SERVPRO
- First Responders Bowl*
- Radiance Technologies Independence Bowl

* Game is a "flex pick" for the seventh selection after CFP.

The Big 12 champion will earn the Conference's automatic berth for its CFP contract bowl slot.

In the event the Big 12 Champion is displaced from the Sugar Bowl to participate in the College Football Playoff Semifinals, the championship game runner-up shall serve as the Sugar Bowl replacement team.

VERSUS OTHER CONFERENCES

	All-Time			2023		
	<u>W</u>	<u>L</u>	<u>Pct.</u>	<u>W</u>	<u>L</u>	<u>Pct.</u>
American	98	26	.790	5	1	.833
ACC	47	48	.495	2	0	1.000
Big Ten	56	60	.483	0	2	.000
Conference USA	140	15	.903	2	0	1.000
Independents	15	15	.500	0	0	.000
MAC	58	17	.773	1	2	.333
Mountain West	81	24	.771	3	1	.750
Pac-12	69	57	.548	1	3	.333
SEC	45	61	.425	2	1	.667
Sun Belt	78	12	.867	2	2	.500
Non-FBS	174	15	.921	11	0	1.000
Total	864	347	.713	30	12	.714

All-time totals are based on current conference affiliation.

BAYLOR (3-5, 2-3 Big 12)

Date	Opponent	Time (CT)	Attend	BU			OPP		
				CFP	AP	C	CFP	AP	C
S2	Texas State (Big 12 Now)	L 31-42	44,945				RV	RV	
S9	Utah (ESPN)	L 13-20	43,732						12 12
S16	Long Island (Big 12 Now)	W 30-7	43,732						
S23	Texas* (ABC)	L 6-38	49,165					3 6	
S30	at UCF* (FSI)	W 36-35	44,005						
07	Texas Tech* (ESPN2)	L 14-30	44,620						
014	Open								
021	at Cincinnati* (Big 12 Now)	W 32-29	38,193						
028	Iowa State* (Big 12 Now)	L 18-30	43,528						
N4	Houston* (Big 12 Now)	2:30 p.m.							
N11	at K-State*								
N18	at TCU*								
N25	West Virginia*								

*Big 12 Game

BYU (5-3, 2-3 Big 12)

Date	Opponent	Time (MT)	Attend	BYU			OPP		
				CFP	AP	C	CFP	AP	C
S2	Sam Houston (FSI)	W 14-0	59,006						RV
S9	S. Utah (Big 12 Now)	W 41-16	60,834						RV RV
S16	at Arkansas (ESPN2)	W 38-31	74,821						
S23	at Kansas* (ESPN)	L 27-38	47,233				RV	RV	RV RV
S29	Cincinnati* (ESPN)	W 35-27	63,834						
07	Open								RV
014	at TCU* (ESPN)	L 11-44	44,599						RV
021	Texas Tech* (FSI)	W 27-14	63,523						
028	at Texas* (ABC)	L 6-35	101,670						7 7
N4	at West Virginia* (FSI)	5:00 p.m.							
N11	Iowa State* (ESPN)	8:15 p.m.							
N18	Oklahoma*								
N25	at Oklahoma State*								

*Big 12 Game

UCF (3-5, 0-5 Big 12)

Date	Opponent	Time (ET)	Attend	UCF			OPP		
				CFP	AP	C	CFP	AP	C
A31	Kent State (FSI)	W 56-6	44,088						
S9	at Boise State (FSI)	W 18-16	36,447				RV	RV	
S16	Villanova (Big 12 Now)	W 48-14	44,206					RV	
S23	at K-State* (FSI)	L 31-44	51,912				RV	RV	RV RV
S30	Baylor* (FSI)	L 35-36	44,005						
07	at Kansas* (FOX)	L 22-51	46,107						
014	Open								
021	at Oklahoma* (ABC)	L 29-31	83,476						6 7
028	West Virginia* (FSI)	L 28-41	44,136						
N4	at Cincinnati* (FSI)	3:30 p.m.							
N11	Oklahoma State*								
N18	at Texas Tech*								
N25	Houston*								

*Big 12 Game

CINCINNATI (2-6, 0-5 Big 12)

Date	Opponent	Time (ET)	Attend	UC			OPP		
				CFP	AP	C	CFP	AP	C
S2	E. Kentucky (Big 12 Now)	W 66-13	38,193						
S9	at Pitt (The CW)	W 27-21	49,398					RV	
S16	Miami - OH (Big 12 Now)	L 24-31 OT	38,193					RV	RV
S23	Oklahoma* (FOX)	L 6-20	38,193						16 14
S29	at BYU* (ESPN)	L 27-35	63,834						
07	Open								
014	Iowa State* (FSI)	L 10-30	38,193						
021	Baylor* (Big 12 Now)	L 29-32	38,193						
028	at Okla State* (ESPN2)	L 13-14	53,855						RV RV
N4	UCF* (FSI)	3:30 p.m.							
N11	at Houston*								
N18	at West Virginia*								
N25	Kansas*								

*Big 12 Game

HOUSTON (3-5, 1-4 Big 12)

Date	Opponent	Time (CT)	Attend	UH			OPP		
				CFP	AP	C	CFP	AP	C
S2	UTSA (FSI)	W 17-14	37,862					RV	
S9	at Rice (NFL Network)	L 41-43 2OT	23,425						
S16	TCU* (FOX)	L 13-36	36,049						RV RV
S23	Sam Houston (Big 12 Now)	W 38-7	35,044						
S30	at Texas Tech* (FS2)	L 28-49	53,308						
07	Open								
012	West Virginia* (FSI)	W 41-39	32,152						RV RV
021	Texas* (FOX)	L 24-31	42,812						8 8
028	at K-State* (ESPN2)	L 0-41	51,928						RV RV
N4	at Baylor* (Big 12 Now)	2:30 p.m.							
N11	Cincinnati*								
N18	Oklahoma State*								
N25	at UCF*								

*Big 12 Game

IOWA STATE (5-3, 4-1 Big 12)

Date	Opponent	Time (CT)	Attend	ISU			OPP		
				CFP	AP	C	CFP	AP	C
S2	UNI (Big 12 Now)	W 30-9	58,248						
S9	Iowa (FOX)	L 13-20	61,500					RV	RV RV
S16	at Ohio (ESPNU)	L 7-10	21,991						
S23	Oklahoma State* (FSI)	W 34-27	59,022						
S30	at Oklahoma* (FSI)	L 20-50	84,371						14 14
07	TCU* (FSI)	W 27-14	60,535						
014	at Cincinnati* (FSI)	W 30-10	38,193						
021	Open								
028	at Baylor* (Big 12 Now)	W 30-18	43,528						
N4	Kansas* (ESPN)	6:00 p.m.							22 23
N11	at BYU* (ESPN)	9:15 p.m.							
N18	Texas*								
N25	at K-State*								

*Big 12 Game

KANSAS (6-2, 3-2 Big 12)

Date	Opponent	Time (CT)	Attend	KU			OPP		
				CFP	AP	C	CFP	AP	C
S1	Missouri State (Big 12 Now)	W 48-17	41,091		RV	RV			
S8	Illinois (ESPN2)	W 34-23	45,809		RV	RV		RV	RV
S16	at Nevada (CBSSN)	W 31-24	16,890		RV	RV			
S23	BYU* (ESPN)	W 38-27	47,233		RV	RV		RV	RV
S30	at Texas* (ABC)	L 14-40	102,986	24	24			3	5
O7	UCF* (FOX)	W 51-22	46,107		RV	RV			
O14	at Oklahoma State* (FSI)	L 32-39	53,855		23	24			
O21	Open				RV	RV			
O28	Oklahoma* (FOX)	W 38-33	47,233		RV	RV		6	6
N4	at Iowa State* (ESPN)	6:00 p.m.		22	23				
N11	Texas Tech*								
N18	K-State*								
N25	at Cincinnati*								

*Big 12 Game

K-STATE (6-2, 4-1 Big 12)

Date	Opponent	Time (CT)	Attend	K-State			OPP		
				CFP	AP	C	CFP	AP	C
S2	SE Missouri St. (Big 12 Now)	W 45-0	52,066		16	17			
S9	Troy* (FSI)	W 42-13	51,940		15	15			
S16	at Missouri (SECN)	L 27-30	62,621		15	15			RV
S23	UCF* (FSI)	W 44-31	51,912		RV	RV			RV
S30	Open				RV	25			
O6	at Oklahoma State* (ESPN)	L 21-29	53,855		RV	RV			
O14	at Texas Tech* (FSI)	W 38-31	56,200						
O21	TCU* (ESPN2)	W 41-3	52,580					RV	
O28	Houston* (ESPN2)	W 41-0	51,928		RV	RV			
N4	at Texas* (FOX)	11:00 a.m.			25	RV			7 6
N11	Baylor*								
N18	at Kansas*								
N25	Iowa State*								

*Big 12 Game

OKLAHOMA (7-1, 4-1 Big 12)

Date	Opponent	Time (CT)	Attend	OU			OPP		
				CFP	AP	C	CFP	AP	C
S2	Arkansas State (ESPN)	W 73-0	83,221		20	19			
S9	SMU (ESPN+)	W 28-11	84,186		18	17			RV
S16	at Tulsa (ESPN2)	W 66-17	30,855		19	16			
S23	at Cincinnati* (FOX)	W 20-6	38,193		16	14			
S30	Iowa State* (FSI)	W 50-20	84,371		14	14			
O7	vs. Texas* (ABC)	W 34-30	92,100	3	4			12	12
O14	Open				5	7			
O21	UCF* (ABC)	W 31-29	83,476		6	7			
O28	at Kansas* (FOX)	L 33-38	47,233		6	6			RV
N4	at Oklahoma State* (ABC)	2:30 p.m.		10	11			RV	RV
N11	West Virginia*								
N18	at BYU*								
N24	TCU* (FOX)	11:00 a.m.							

*Big 12 Game

OKLAHOMA STATE (6-2, 4-1 Big 12)

Date	Opponent	Time (CT)	Attend	OSU			OPP		
				CFP	AP	C	CFP	AP	C
S2	UCA (Big 12 Now)	W 27-13	53,855			RV			
S9	at Arizona State (FSI)	W 27-15	42,569			RV			
S16	S. Alabama (Big 12 Now)	L 7-33	53,855		RV	RV			
S23	at Iowa State* (FSI)	L 27-34	59,022						
S30	Open								
O6	K-State* (ESPN)	W 29-21	53,855					RV	RV
O14	Kansas* (FSI)	W 39-32	53,855					23	24
O21	at West Virginia* (ESPN2)	W 48-34	51,870		RV	RV		RV	RV
O28	Cincinnati* (ESPN2)	W 45-13	53,855		RV	RV			
N4	Oklahoma* (ABC)	2:30 p.m.			RV	RV		10	11
N11	at UCF*								
N18	at Houston*								
N25	BYU*								

*Big 12 Game

TCU (4-4, 2-3 Big 12)

Date	Opponent	Time (CT)	Attend	TCU			OPP		
				CFP	AP	C	CFP	AP	C
S2	Colorado (FOX)	L 42-45	53,294		17	16			
S9	Nicholls (Big 12 Now)	W 41-6	45,010		RV	RV			
S16	at Houston* (FOX)	W 36-13	36,049		RV	RV			
S23	SMU (FSI)	W 34-17	51,243		RV	RV			
S30	West Virginia* (ESPN2)	L 21-24	43,736		RV	RV			
O7	at Iowa State* (FSI)	L 14-27	60,535						
O14	BYU* (ESPN)	44,599						RV	
O21	at K-State* (ESPN2)	L 3-41	52,580					RV	
O28	Open								
N2	at Texas Tech (FSI)	6:00 p.m.							
N11	Texas*								
N18	Baylor*								
N24	at Oklahoma* (FOX)	11:00 a.m.							

*Big 12 Game

TEXAS (7-1, 4-1 Big 12)

Date	Opponent	Time (CT)	Attend	UT			OPP		
				CFP	AP	C	CFP	AP	C
S2	Rice (FOX)	W 37-10	98,017		11	12			
S9	at Alabama (ESPN)	W 34-24	100,077		11	10		3	3
S16	Wyoming (LHN)	W 31-10	101,777		4	6		RV	RV
S23	at Baylor* (ABC)	W 38-6	49,165		3	6			
S30	Kansas* (ABC)	W 40-14	102,986		3	5		24	24
O7	vs. Oklahoma* (ABC)	L 30-34	92,100		3	4		12	12
O14	Open				9	11			
O21	at Houston* (FOX)	W 31-24	42,812		8	8			
O28	BYU (ABC)	W 35-6	101,670		7	7			
N4	K-State* (FOX)	11:00 a.m.			7	6		25	RV
N11	at TCU*								
N18	at Iowa State*								
N24	Texas Tech* (ABC)	6:30 p.m.							









*Big 12 Game










TEXAS TECH (3-5, 2-3 Big 12)

Date	Opponent	Time (CT)	Attend	TTU		OPP	
				CFP	AP C	CFP	AP C
S2	at Wyoming (CBS)	L 33-35 20T	26,450			RV	24
S9	Oregon (FOX)	L 30-38	56,200			RV	RV 13 13
S16	Tarleton State (Big 12 Now)	W 41-3	56,200				
S23	at West Virginia* (Big 12 Now)	L 13-20	50,071				
S30	Houston* (FS2)	W 49-28	53,308				
O7	at Baylor* (ESPN2)	W 39-14	44,620				
O14	K-State* (FSI)	L 21-38	56,200				
O21	at BYU* (FSI)	L 14-27	63,523				
O28	Open						
N2	TCU* (FSI)	6:00 p.m.					
N11	at Kansas*						
N18	UCF*						
N24	at Texas* (ABC)	6:30 p.m.					

WEST VIRGINIA (5-3, 3-2 Big 12)

Date	Opponent	Time (ET)	Attend	WVU			OPP		
				CFP	AP C	C	CFP	AP C	C
S2	at Penn State (NBC)	L 15-38	110,747						7 7
S9	Duquesne (Big 12 Now)	W 56-17	50,037						
S16	Pitt (ABC)	W 17-6	61,106						
S23	Texas Tech* (Big 12 Now)	W 20-13	50,071						
S30	at TCU* (ESPN2)	W 24-21	43,736						RV RV
O7	Open							RV	RV
O12	at Houston* (FSI)	L 39-41	32,152					RV	RV
O21	Oklahoma State* (ESPN)	L 34-48	51,870					RV	RV RV
O28	at UCF* (FSI)	W 41-28	44,136						
N4	BYU* (FSI)	7:00 p.m.							
N11	at Oklahoma*								
N18	Cincinnati*								
N25	at Baylor*								

-  Oklahoma State's Ollie Gordon II earned his third-consecutive Big 12 football offensive weekly award. He was joined by teammate Leon Johnson III (co-newcomer), West Virginia's Beanie Bishop Jr. (defensive and co-newcomer) and Texas' Xavier Worthy (special teams) as week nine honorees.
-  The Big 12 is tied for the nation's lead with six of the 25 teams that are averaging 100% or over in home stadium capacity. Oklahoma is third among teams at 104.60% capacity followed by 4. K-State (104.17), 5. TCU (103.43), 10. Cincinnati (101.85), 13. Texas (100.99) and 21. Oklahoma State (100.0). All Big 12 teams are averaging over 88 percent capacity.
-  The Big 12 finished regular season non-conference play at 30-12 (.714).
-  Baylor sophomore S Devyn Bobby had a career-high 11 tackles, the most for a Bear in 2023, and an interception against Iowa State.
-  BYU forced two turnovers against Texas as the Cougars recorded an interception as well as a forced fumble and rank No. 3 nationally (first in the Big 12) in turnovers gained with 18.
-  RB RJ Harvey surpassed 100 rushing yards for the third consecutive game and became the first UCF player to accomplish the feat since former Knight and current Buffalo Bill Latavius Murray rushed for more than 100 yards in four consecutive games in 2012.
-  RB Myles Montgomery's 63-yard touchdown run in the first quarter against Oklahoma State was his longest touch of the season, the second-longest run of his career (76 yards, 2022), Cincinnati's second-longest rush this season and the third-longest play of the season for the Bearcats.
-  Houston sophomore WR Matthew Golden hauled in three receptions against Kansas State to stretch his streak of consecutive games with a catch to 18.

-  Iowa State has an interception in five-straight games for the first time since 2018 and the first time in five-straight conference games since 2005.
-  Kansas captured its first win against Oklahoma since a 20-17 victory during the 1997 season. The win was Kansas' first regular season win over a Top 10 opponent since defeating No. 4 Colorado on October 7, 1995, and the first win over a Top 10 opponent in Lawrence since defeating No. 2 Oklahoma on October 27, 1984.
-  Kansas State scored 41 points against Houston to improve its streak to six-straight home games of scoring 40 or more points dating back to last season. The streak is the longest since doing so 12 straight times over the 1998 and 1999 seasons.
-  Oklahoma has 18 takeaways (14 interceptions, four fumbles) and holds a plus-10 turnover margin this season. OU ranks tied for third in the nation in turnover margin.
-  RB Ollie Gordon II totaled 271 yards and two touchdowns on 25 carries against Cincinnati to become the second player in OSU history with back-to-back games of 250+ rushing yards, joining Barry Sanders in 1988.
-  TCU: BYE, at Texas Tech on Thursday, Nov. 2
-  WR/PR Xavier Worthy raced 74 yards for the first punt return touchdown of his career in Texas' win over BYU. It was the first punt return touchdown by the Longhorns since 2018 and the 10th-longest in program history.
-  Texas Tech: BYE, vs. TCU on Thursday, Nov. 2
-  West Virginia has recorded 11 consecutive games with 140 or more rushing yards, the highest active streak among Power 5 schools.

BIG 12 MEDIA PRESEASON POLL

1. Texas
2. K-State
3. Oklahoma
4. Texas Tech
5. TCU
6. Baylor
7. Oklahoma State
8. UCF
9. Kansas
10. Iowa State
11. BYU
12. Houston
13. Cincinnati
14. West Virginia

DR PEPPER BIG 12 CHAMPIONSHIP

Saturday, Dec. 2, 11 a.m. CT (ABC)
AT&T Stadium, Arlington, Texas
 Tickets available at:
<https://big12.us/3i564VW>

The top two finishers by conference winning percentage in the Big 12 standings will compete in the Dr Pepper Big 12 Football Championship game. Three-time Grammy-award-winning artist Nelly will perform at halftime with the bands of the participating institutions.

BIG 12 PRO DAY

Spring 2024
Ford Center, Frisco, Texas

The Big 12 and the NFL have partnered to debut Big 12 Pro Day in the spring of 2024. The reimagined Pro Day experience will feature state of the art medical and player skill assessments designed to maximize the student-athlete prospect experience. The NFL Network and additional NFL media platforms will air content. Off the field, a job fair and non-football career networking opportunities will be provided. The Conference will also host Big 12 Fan Fest outside of the event.



2023-24 Big 12 Football
Extended Individual Statistics
All games

TOTAL OFFENSE (Minimum Games Played Pct. 75%)

#	Player	G	Rush	Pass	Plays	Total	Yds/g
1	Gabriel, Dillon - OU	8	294	2302	319	2596	324.50
2	Morris, Chandler - TCU	6	249	1513	244	1762	293.67
3	Smith, Donovan - UH	8	187	2067	371	2254	281.75
4	Ewers, Quinn - UT	7	53	1915	252	1968	281.14
5	Jones, Emory - UC	8	441	1601	345	2042	255.25
6	Greene, Garrett - WVU	7	404	1340	231	1744	249.14
7	Howard, Will - KState	8	313	1628	269	1941	242.63
8	Becht, Rocco - IowaSt	8	77	1702	272	1779	222.38
9	Slovio, Kedon - BYU	8	-41	1716	295	1675	209.38
10	Bowman, Alan - OSU	8	27	1580	264	1607	200.88

ALL PURPOSE (Minimum Games Played Pct. 75%)

#	Player	G	Rush	Rcv	PR	KR	Yds	Avg/g
1	Gordon, Ollie - OSU	8	1087	201	0	0	1288	161.00
2	Brooks, Jonathon - UT	8	923	212	0	0	1135	141.88
3	Neal, Devin - KU	8	771	196	0	0	967	120.88
4	Harvey, RJ - UCF	8	712	210	0	41	963	120.38
5	Giddens, DJ - KState	8	722	240	0	0	962	120.25
6	Brooks, Tahj - TTU	8	887	72	0	0	959	119.88
7	Bailey, Emani - TCU	8	851	105	0	0	956	119.50
8	Worthy, Xavier - UT	8	3	572	229	0	804	100.50
9	Farooq, Jalil - OU	8	60	449	0	291	800	100.00
10	Henderson, Xzavier - UC	8	0	578	0	183	761	95.13

TOTAL OFFENSE AVG/PLAY (Minimum Games Played Pct. 75%)

#	Player	G	Rush	Pass	Plays	Total	Yds/p
1	Metayer, Chamon - UC	8	27	0	1	27	3.38
2	Ray, Traylon - WVU	7	0	21	1	21	3.00
3	Townsend, Xavier - UCF	7	150	0	11	150	1.95
4	Pettaway, Jaquaize - OU	6	10	0	1	10	1.67
5	Wiggins, Dee - UC	8	13	0	1	13	1.63
6	Worthy, Xavier - UT	8	3	35	3	38	1.58
7	Arnold, Lawrence - KU	8	10	0	1	10	1.25
8	Valdez, Cam'Ron - TTU	6	212	0	29	212	1.22
9	Jackson, Jadon - KState	8	29	0	3	29	1.21
10	Morris, Chandler - TCU	6	249	1513	244	1762	1.20

SCORING (Minimum Games Played Pct. 75%)

#	Player	G	TD	FG	XPT	2XP	Pts	Pts/g
1	Hale, Alex - OSU	8	0	18	27	0	81	10.13
2	Auburn, Bert - UT	8	0	13	33	0	72	9.00
3	Schmit, Zach - OU	8	0	9	40	0	67	8.38
4	Gordon, Ollie - OSU	8	11	0	0	0	66	8.25
5	Contreras, Chase - IowaSt	8	0	15	20	0	65	8.13
6	Kell, Griffin - TCU	8	0	11	28	0	61	7.63
7	Boomer, Colton - UCF	8	0	10	31	0	61	7.63
8	Hankins, Isaiah - Baylor	8	0	15	11	0	56	7.00
9	Tennant, Chris - KState	8	0	7	35	0	56	7.00
10	Keller, Seth - KU	8	0	9	28	0	55	6.88

TOTAL OFFENSE PLAYS

#	Player	G	Rush	Pass	Plays	Total	Yds/g
1	Smith, Donovan - UH	8	187	2067	371	2254	281.75
2	Jones, Emory - UC	8	441	1601	345	2042	255.25
3	Gabriel, Dillon - OU	8	294	2302	319	2596	324.50
4	Slovio, Kedon - BYU	8	-41	1716	295	1675	209.38
5	Becht, Rocco - IowaSt	8	77	1702	272	1779	222.38
6	Howard, Will - KState	8	313	1628	269	1941	242.63
7	Bowman, Alan - OSU	8	27	1580	264	1607	200.88
8	Ewers, Quinn - UT	7	53	1915	252	1968	281.14
9	Morris, Chandler - TCU	6	249	1513	244	1762	293.67
10	Greene, Garrett - WVU	7	404	1340	231	1744	249.14

SCORING (TDs) (Minimum 1 Touchdowns)

#	Player	G	Run	Rec	Ret	Pts	Avg/g
1	Gordon, Ollie - OSU	8	10	1	0	66	8.25
2	Johnson, Avery - KState	5	6	0	0	36	7.20
3	Greene, Garrett - WVU	7	8	0	0	48	6.86
4	Neal, Devin - KU	8	7	1	0	48	6.00
5	Brooks, Jonathon - UT	8	7	1	0	48	6.00
6	Gabriel, Dillon - OU	8	8	0	0	48	6.00
7	Morrison, Sevion - KU	1	1	0	0	6	6.00
8	Hishaw, Daniel - KU	8	8	0	0	48	6.00
9	Giddens, DJ - KState	8	7	1	0	48	6.00
10	Anderson, Nic - OU	8	0	8	0	48	6.00

TOTAL OFFENSE YARDS

#	Player	G	Rush	Pass	Plays	Total	Yds/g
1	Smith, Donovan - UH	8	187	2067	371	2254	281.75
2	Jones, Emory - UC	8	441	1601	345	2042	255.25
3	Gabriel, Dillon - OU	8	294	2302	319	2596	324.50
4	Slovio, Kedon - BYU	8	-41	1716	295	1675	209.38
5	Becht, Rocco - IowaSt	8	77	1702	272	1779	222.38
6	Howard, Will - KState	8	313	1628	269	1941	242.63
7	Bowman, Alan - OSU	8	27	1580	264	1607	200.88
8	Ewers, Quinn - UT	7	53	1915	252	1968	281.14
9	Morris, Chandler - TCU	6	249	1513	244	1762	293.67
10	Greene, Garrett - WVU	7	404	1340	231	1744	249.14

SCORING (KICK) (Minimum Games Played Pct. 75%)

#	Player	G	PAT	FG	Pts	Avg/g
1	Hale, Alex - OSU	8	27-27	18-24	81	10.13
2	Auburn, Bert - UT	8	33-33	13-18	72	9.00
3	Schmit, Zach - OU	8	40-40	9-13	67	8.38
4	Contreras, Chase - IowaSt	8	20-20	15-19	65	8.13
5	Boomer, Colton - UCF	8	31-31	10-13	61	7.63
6	Kell, Griffin - TCU	8	28-29	11-17	61	7.63
7	Tennant, Chris - KState	8	35-36	7-9	56	7.00
8	Hankins, Isaiah - Baylor	8	11-12	15-18	56	7.00
9	Keller, Seth - KU	8	28-29	9-11	55	6.88
10	Brown, Carter - UC	8	21-21	11-14	54	6.75



2023-24 Big 12 Football
Extended Individual Statistics
All games

TOTAL OFFENSE TDS

#	Player	G	Rush	Pass	Total
1	Gabriel, Dillon - OU	8	294	2302	27
2	Howard, Will - KState	8	313	1628	20
3	Smith, Donovan - UH	8	187	2067	20
4	Ewers, Quinn - UT	7	53	1915	18
5	Greene, Garrett - WVU	7	404	1340	16
6	Jones, Emory - UC	8	441	1601	16
7	Slovis, Kedon - BYU	8	-41	1716	15
8	Morris, Chandler - TCU	6	249	1513	15
9	Becht, Rocco - IowaSt	8	77	1702	15
10	Plumlee, John Rhys - UCF	5	204	1108	11

RUSHING (Minimum 10 Rushing Attempts/Game, Games Played Pct. 75%)

#	Player	G	Att.	Yds	Avg.	TD	Lg	Avg/g
1	Gordon, Ollie - OSU	8	141	1087	7.71	10	75	135.88
2	Brooks, Jonathon - UT	8	144	923	6.41	7	67	115.38
3	Brooks, Tahj - TTU	8	161	887	5.51	6	38	110.88
4	Bailey, Emani - TCU	8	146	851	5.83	2	74	106.38
5	Neal, Devin - KU	8	115	771	6.70	7	75	96.38
6	Giddens, DJ - KState	8	116	722	6.22	7	43	90.25
7	Harvey, RJ - UCF	8	126	712	5.65	6	54	89.00
8	Kiner, Corey - UC	8	119	642	5.39	2	68	80.25
9	Donaldson, CJ - WVU	8	133	574	4.32	7	32	71.75
10	Ward, Treshaun - KState	7	87	458	5.26	3	20	65.43

YARDS PER RUSH (Minimum 10 Rushing Attempts/Game, Games Played Pct. 75%)

#	Player	G	Att.	Yds	Avg.	TD	Lg	Avg/g
1	Gordon, Ollie - OSU	8	141	1087	7.71	10	75	135.88
2	Neal, Devin - KU	8	115	771	6.70	7	75	96.38
3	Brooks, Jonathon - UT	8	144	923	6.41	7	67	115.38
4	Giddens, DJ - KState	8	116	722	6.22	7	43	90.25
5	Hishaw, Daniel - KU	8	80	488	6.10	8	29	61.00
6	Bailey, Emani - TCU	8	146	851	5.83	2	74	106.38
7	Harvey, RJ - UCF	8	126	712	5.65	6	54	89.00
8	Greene, Garrett - WVU	7	72	404	5.61	8	35	57.71
9	Brooks, Tahj - TTU	8	161	887	5.51	6	38	110.88
10	Kiner, Corey - UC	8	119	642	5.39	2	68	80.25

RUSH ATTEMPTS (Minimum 10 Rushing Attempts/Game)

#	Player	G	Att.	Yds	Avg.	TD	Lg	Avg/g
1	Brooks, Tahj - TTU	8	161	887	5.51	6	38	110.88
2	Bailey, Emani - TCU	8	146	851	5.83	2	74	106.38
3	Brooks, Jonathon - UT	8	144	923	6.41	7	67	115.38
4	Gordon, Ollie - OSU	8	141	1087	7.71	10	75	135.88
5	Donaldson, CJ - WVU	8	133	574	4.32	7	32	71.75
6	Harvey, RJ - UCF	8	126	712	5.65	6	54	89.00
7	Kiner, Corey - UC	8	119	642	5.39	2	68	80.25
8	Giddens, DJ - KState	8	116	722	6.22	7	43	90.25
9	Neal, Devin - KU	8	115	771	6.70	7	75	96.38
10	Jones, Emory - UC	8	112	441	3.94	3	20	55.13

RUSH YARDS (Minimum 10 Rushing Attempts/Game)

#	Player	G	Att.	Yds	Avg.	TD	Lg	Avg/g
1	Gordon, Ollie - OSU	8	141	1087	7.71	10	75	135.88
2	Brooks, Jonathon - UT	8	144	923	6.41	7	67	115.38
3	Brooks, Tahj - TTU	8	161	887	5.51	6	38	110.88
4	Bailey, Emani - TCU	8	146	851	5.83	2	74	106.38
5	Neal, Devin - KU	8	115	771	6.70	7	75	96.38
6	Giddens, DJ - KState	8	116	722	6.22	7	43	90.25
7	Harvey, RJ - UCF	8	126	712	5.65	6	54	89.00
8	Kiner, Corey - UC	8	119	642	5.39	2	68	80.25
9	Donaldson, CJ - WVU	8	133	574	4.32	7	32	71.75
10	Hishaw, Daniel - KU	8	80	488	6.10	8	29	61.00

RUSHING TDS (Minimum 10 Rushing Attempts/Game)

#	Player	G	Att.	Yds	Avg.	TD	Lg	Avg/g
1	Gordon, Ollie - OSU	8	141	1087	7.71	10	75	135.88
2	Hishaw, Daniel - KU	8	80	488	6.10	8	29	61.00
3	Greene, Garrett - WVU	7	72	404	5.61	8	35	57.71
4	Donaldson, CJ - WVU	8	133	574	4.32	7	32	71.75
5	Neal, Devin - KU	8	115	771	6.70	7	75	96.38
6	Giddens, DJ - KState	8	116	722	6.22	7	43	90.25
7	Brooks, Jonathon - UT	8	144	923	6.41	7	67	115.38
8	Harvey, RJ - UCF	8	126	712	5.65	6	54	89.00
9	Brooks, Tahj - TTU	8	161	887	5.51	6	38	110.88
10	Walker, Tawee - OU	7	76	385	5.07	5	30	55.00

PASSING Avg/GAME (Minimum Games Played Pct. 75%)

#	Player	G	Comp-att-int	Yds	TD	Avg/g
1	Gabriel, Dillon - OU	8	180-252-4	2302	19	287.75
2	Ewers, Quinn - UT	7	151-213-3	1915	13	273.57
3	Smith, Donovan - UH	8	190-293-5	2067	16	258.38
4	Morris, Chandler - TCU	6	131-199-5	1513	12	252.17
5	Slovis, Kedon - BYU	8	153-266-6	1716	12	214.50
6	Becht, Rocco - IowaSt	8	142-236-6	1702	13	212.75
7	Howard, Will - KState	8	137-215-7	1628	14	203.50
8	Jones, Emory - UC	8	139-233-9	1601	13	200.13
9	Bowman, Alan - OSU	8	141-246-5	1580	8	197.50
10	Greene, Garrett - WVU	7	85-159-2	1340	8	191.43

PASSING YARDS

#	Player	G	Comp-att-int	Yds	TD	Avg/g
1	Gabriel, Dillon - OU	8	180-252-4	2302	19	287.75
2	Smith, Donovan - UH	8	190-293-5	2067	16	258.38
3	Ewers, Quinn - UT	7	151-213-3	1915	13	273.57
4	Slovis, Kedon - BYU	8	153-266-6	1716	12	214.50
5	Becht, Rocco - IowaSt	8	142-236-6	1702	13	212.75
6	Howard, Will - KState	8	137-215-7	1628	14	203.50
7	Jones, Emory - UC	8	139-233-9	1601	13	200.13
8	Bowman, Alan - OSU	8	141-246-5	1580	8	197.50
9	Morris, Chandler - TCU	6	131-199-5	1513	12	252.17
10	Shapen, Blake - Baylor	5	113-186-1	1475	6	295.00



2023-24 Big 12 Football
Extended Individual Statistics
All games

PASS EFFICIENCY (Minimum 15 Total Passes/Game, Games Played Pct. 75%)

#	Player	G	Comp-att-int	Yds	TD	Eff
1	Gabriel, Dillon - OU	8	180-252-4	2302	19	169.87
2	Ewers, Quinn - UT	7	151-213-3	1915	13	163.74
3	Bean, Jason - KU	8	77-127-4	1131	9	152.52
4	Morris, Chandler - TCU	6	131-199-5	1513	12	144.57
5	Howard, Will - KState	8	137-215-7	1628	14	142.30
6	Smith, Donovan - UH	8	190-293-5	2067	16	138.71
7	Greene, Garrett - WVU	7	85-159-2	1340	8	138.34
8	Becht, Rocco - IowaSt	8	142-236-6	1702	13	133.84
9	Jones, Emory - UC	8	139-233-9	1601	13	128.06
10	Sloviss, Kedon - BYU	8	153-266-6	1716	12	122.08

PASS ATTEMPTS

#	Player	G	Comp-att-int	Yds	TD	Avg/g
1	Smith, Donovan - UH	8	190-293-5	2067	16	258.38
2	Sloviss, Kedon - BYU	8	153-266-6	1716	12	214.50
3	Gabriel, Dillon - OU	8	180-252-4	2302	19	287.75
4	Bowman, Alan - OSU	8	141-246-5	1580	8	197.50
5	Becht, Rocco - IowaSt	8	142-236-6	1702	13	212.75
6	Jones, Emory - UC	8	139-233-9	1601	13	200.13
7	Howard, Will - KState	8	137-215-7	1628	14	203.50
8	Ewers, Quinn - UT	7	151-213-3	1915	13	273.57
9	Morris, Chandler - TCU	6	131-199-5	1513	12	252.17
10	Shapen, Blake - Baylor	5	113-186-1	1475	6	295.00

PASS YDS/COMP. (Minimum 15 Total Passes/Game, Games Played Pct. 75%)

#	Player	G	Comp-att-int	Yds	TD	Avg/c
1	Greene, Garrett - WVU	7	85-159-2	1340	8	15.76
2	Bean, Jason - KU	8	77-127-4	1131	9	14.69
3	Gabriel, Dillon - OU	8	180-252-4	2302	19	12.79
4	Ewers, Quinn - UT	7	151-213-3	1915	13	12.68
5	Becht, Rocco - IowaSt	8	142-236-6	1702	13	11.99
6	Howard, Will - KState	8	137-215-7	1628	14	11.88
7	Morris, Chandler - TCU	6	131-199-5	1513	12	11.55
8	Jones, Emory - UC	8	139-233-9	1601	13	11.52
9	Sloviss, Kedon - BYU	8	153-266-6	1716	12	11.22
10	Bowman, Alan - OSU	8	141-246-5	1580	8	11.21

PASS COMPLETIONS

#	Player	G	Comp-att-int	Yds	TD	Avg/g
1	Smith, Donovan - UH	8	190-293-5	2067	16	258.38
2	Gabriel, Dillon - OU	8	180-252-4	2302	19	287.75
3	Sloviss, Kedon - BYU	8	153-266-6	1716	12	214.50
4	Ewers, Quinn - UT	7	151-213-3	1915	13	273.57
5	Becht, Rocco - IowaSt	8	142-236-6	1702	13	212.75
6	Bowman, Alan - OSU	8	141-246-5	1580	8	197.50
7	Jones, Emory - UC	8	139-233-9	1601	13	200.13
8	Howard, Will - KState	8	137-215-7	1628	14	203.50
9	Morris, Chandler - TCU	6	131-199-5	1513	12	252.17
10	Shapen, Blake - Baylor	5	113-186-1	1475	6	295.00

PASS YDS/ATT (Minimum 15 Total Passes/Game, Games Played Pct. 75%)

#	Player	G	Comp-att-int	Yds	TD	Avg/a
1	Gabriel, Dillon - OU	8	180-252-4	2302	19	9.13
2	Ewers, Quinn - UT	7	151-213-3	1915	13	8.99
3	Bean, Jason - KU	8	77-127-4	1131	9	8.91
4	Greene, Garrett - WVU	7	85-159-2	1340	8	8.43
5	Morris, Chandler - TCU	6	131-199-5	1513	12	7.60
6	Howard, Will - KState	8	137-215-7	1628	14	7.57
7	Becht, Rocco - IowaSt	8	142-236-6	1702	13	7.21
8	Smith, Donovan - UH	8	190-293-5	2067	16	7.05
9	Jones, Emory - UC	8	139-233-9	1601	13	6.87
10	Hoover, Josh - TCU	6	73-123-5	795	6	6.46

PASSING TDS

#	Player	G	Comp-att-int	Yds	TD	Avg/g
1	Gabriel, Dillon - OU	8	180-252-4	2302	19	287.75
2	Smith, Donovan - UH	8	190-293-5	2067	16	258.38
3	Howard, Will - KState	8	137-215-7	1628	14	203.50
4	Becht, Rocco - IowaSt	8	142-236-6	1702	13	212.75
5	Jones, Emory - UC	8	139-233-9	1601	13	200.13
6	Ewers, Quinn - UT	7	151-213-3	1915	13	273.57
7	Morris, Chandler - TCU	6	131-199-5	1513	12	252.17
8	Sloviss, Kedon - BYU	8	153-266-6	1716	12	214.50
9	Bean, Jason - KU	8	77-127-4	1131	9	141.38
10	McClain, Timmy - UCF	5	62-97-2	1008	9	201.60

PASS COMP. PCT (Minimum 15 Total Passes/Game, Games Played Pct. 75%)

#	Player	G	Comp-att-int	Yds	TD	Pct.
1	Gabriel, Dillon - OU	8	180-252-4	2302	19	71.43
2	Ewers, Quinn - UT	7	151-213-3	1915	13	70.89
3	Morris, Chandler - TCU	6	131-199-5	1513	12	65.83
4	Smith, Donovan - UH	8	190-293-5	2067	16	64.85
5	Howard, Will - KState	8	137-215-7	1628	14	63.72
6	Bean, Jason - KU	8	77-127-4	1131	9	60.63
7	Becht, Rocco - IowaSt	8	142-236-6	1702	13	60.17
8	Jones, Emory - UC	8	139-233-9	1601	13	59.66
9	Hoover, Josh - TCU	6	73-123-5	795	6	59.35
10	Sloviss, Kedon - BYU	8	153-266-6	1716	12	57.52

PASS INTERCEPTIONS

#	Player	G	Comp-att-int	Yds	TD	Avg/g
1	Jones, Emory - UC	8	139-233-9	1601	13	200.13
2	Plumlee, John Rhys - UCF	5	82-127-7	1108	8	221.60
3	Howard, Will - KState	8	137-215-7	1628	14	203.50
4	Becht, Rocco - IowaSt	8	142-236-6	1702	13	212.75
5	Strong, Jake - TTU	2	35-65-6	409	2	204.50
6	Sloviss, Kedon - BYU	8	153-266-6	1716	12	214.50
7	Bowman, Alan - OSU	8	141-246-5	1580	8	197.50
8	Morris, Chandler - TCU	6	131-199-5	1513	12	252.17
9	Smith, Donovan - UH	8	190-293-5	2067	16	258.38
10	Hoover, Josh - TCU	6	73-123-5	795	6	132.50



**2023-24 Big 12 Football
Extended Individual Statistics
All games**

RECEPTIONS/GAME (Minimum Games Played Pct. 75%)

#	Player	G	No.	Yds	TD	Lg	Yds/g	Rec/g
1	Noel, Jaylin - IowaSt	7	42	384	2	51	54.86	6.00
2	Brown, Samuel - UH	8	45	678	2	53	84.75	5.63
3	Worthy, Xavier - UT	8	44	572	4	44	71.50	5.50
4	Henderson, Xzavier - UC	8	42	578	3	53	72.25	5.25
5	Stoops, Drake - OU	8	40	394	5	39	49.25	5.00
6	Manjack IV, Joseph - UH	7	35	435	4	49	62.14	5.00
7	Brooks, Phillip - KState	8	39	437	3	40	54.63	4.88
8	Presley, Brennan - OSU	8	39	318	5	29	39.75	4.88
9	Golden, Matthew - UH	8	37	389	6	39	48.63	4.63
10	Anthony, AndreI - OU	6	27	429	1	55	71.50	4.50

RECEPTION TDS

#	Player	G	No.	Yds	TD	Long	Avg/c	Yds/g
1	Anderson, Nic - OU	8	17	405	8	52	23.82	50.63
2	Mitchell, Adonai - UT	8	29	427	7	39	14.72	53.38
3	Golden, Matthew - UH	8	37	389	6	39	10.51	48.63
4	Presley, Brennan - OSU	8	39	318	5	29	8.15	39.75
5	Baker, Javon - UCF	8	29	585	5	86	20.17	73.13
6	Stoops, Drake - OU	8	40	394	5	39	9.85	49.25
7	Price, Myles - TTU	8	33	331	4	33	10.03	41.38
8	Manjack IV, Joseph - UH	7	35	435	4	49	12.43	62.14
9	Wiley, Jared - TCU	8	22	174	4	21	7.91	21.75
10	Hudson, Kobe - UCF	8	26	562	4	69	21.62	70.25

RECEIVE YDS/GAME (Minimum Games Played Pct. 75%)

#	Player	G	No.	Yds	TD	Long	Avg/c	Yds/g
1	Brown, Samuel - UH	8	45	678	2	53	15.07	84.75
2	Baker, Javon - UCF	8	29	585	5	86	20.17	73.13
3	Henderson, Xzavier - UC	8	42	578	3	53	13.76	72.25
4	Anthony, AndreI - OU	6	27	429	1	55	15.89	71.50
5	Worthy, Xavier - UT	8	44	572	4	44	13.00	71.50
6	Baldwin, Monaray - Baylor	8	30	570	3	71	19.00	71.25
7	Hudson, Kobe - UCF	8	26	562	4	69	21.62	70.25
8	Higgins, Jayden - IowaSt	8	28	512	4	75	18.29	64.00
9	Manjack IV, Joseph - UH	7	35	435	4	49	12.43	62.14
10	Roberts, Chase - BYU	8	33	459	4	59	13.91	57.38

YARDS PER CATCH (Minimum 2 Receptions/Game, Games Played Pct. 75%)

#	Player	G	No.	Yds	TD	Long	Avg/c	Yds/g
1	Anderson, Nic - OU	8	17	405	8	52	23.82	50.63
2	Hudson, Kobe - UCF	8	26	562	4	69	21.62	70.25
3	Baker, Javon - UCF	8	29	585	5	86	20.17	73.13
4	Baldwin, Monaray - Baylor	8	30	570	3	71	19.00	71.25
5	Skinner, Quentin - KU	8	16	296	2	49	18.50	37.00
6	Higgins, Jayden - IowaSt	8	28	512	4	75	18.29	64.00
7	Carter, Devin - WVU	7	20	358	1	49	17.90	51.14
8	Sanders, Ja'Tavion - UT	8	20	357	1	50	17.85	44.63
9	Farooq, Jalil - OU	8	26	449	2	49	17.27	56.13
10	Jackson Jr., Ketron - Baylor	8	24	392	0	55	16.33	49.00

RECEPTIONS

#	Player	G	No.	Yds	TD	Long	Avg/c	Yds/g
1	Brown, Samuel - UH	8	45	678	2	53	15.07	84.75
2	Worthy, Xavier - UT	8	44	572	4	44	13.00	71.50
3	Henderson, Xzavier - UC	8	42	578	3	53	13.76	72.25
4	Noel, Jaylin - IowaSt	7	42	384	2	51	9.14	54.86
5	Stoops, Drake - OU	8	40	394	5	39	9.85	49.25
6	Presley, Brennan - OSU	8	39	318	5	29	8.15	39.75
7	Brooks, Phillip - KState	8	39	437	3	40	11.21	54.63
8	Golden, Matthew - UH	8	37	389	6	39	10.51	48.63
9	Manjack IV, Joseph - UH	7	35	435	4	49	12.43	62.14
10	Roberts, Chase - BYU	8	33	459	4	59	13.91	57.38

RECEPTION YARDS

#	Player	G	No.	Yds	TD	Long	Avg/c	Yds/g
1	Brown, Samuel - UH	8	45	678	2	53	15.07	84.75
2	Baker, Javon - UCF	8	29	585	5	86	20.17	73.13
3	Henderson, Xzavier - UC	8	42	578	3	53	13.76	72.25
4	Worthy, Xavier - UT	8	44	572	4	44	13.00	71.50
5	Baldwin, Monaray - Baylor	8	30	570	3	71	19.00	71.25
6	Hudson, Kobe - UCF	8	26	562	4	69	21.62	70.25
7	Higgins, Jayden - IowaSt	8	28	512	4	75	18.29	64.00
8	Roberts, Chase - BYU	8	33	459	4	59	13.91	57.38
9	Farooq, Jalil - OU	8	26	449	2	49	17.27	56.13
10	Brooks, Phillip - KState	8	39	437	3	40	11.21	54.63

PUNTING (Minimum 3.6 Punts/Game, Games Played Pct. 75%)

#	Player	G	No.	Yds	Lg	120	50+	TB	Avg.
1	Rehkow, Ryan - BYU	8	48	2336	70	15	24	3	48.67
2	McNamara, Austin - TTU	8	31	1495	59	12	15	5	48.23
3	Perkins, Tyler - IowaSt	8	42	1883	70	16	13	6	44.83
4	Fletcher, Mason - UC	8	30	1311	57	16	5	0	43.70
5	Wilkins, Laine - UH	8	32	1380	66	11	7	2	43.13

PATS KICKS MADE

#	Player	G	Made	Att.	Pct.
1	Schmit, Zach - OU	8	40	40	100.00
2	Tennant, Chris - KState	8	35	36	97.22
3	Auburn, Bert - UT	8	33	33	100.00
4	Boomer, Colton - UCF	8	31	31	100.00
5	Garcia, Gino - TTU	8	28	28	100.00
6	Keller, Seth - KU	8	28	29	96.55
7	Kell, Griffin - TCU	8	28	29	96.55
8	Hale, Alex - OSU	8	27	27	100.00
9	Hayes, Michael - WVU	8	27	27	100.00
10	Martin, Jack - UH	8	25	25	100.00



2023-24 Big 12 Football
Extended Individual Statistics
All games

NUMBER OF PUNTS

#	Player	G	No.	Yds	Lg	I20	50+	TB	Avg.
1	Rehkov, Ryan - BYU	8	48	2336	70	15	24	3	48.67
2	Perkins, Tyler - IowaSt	8	42	1883	70	16	13	6	44.83
3	Wilkins, Laine - UH	8	32	1380	66	11	7	2	43.13
4	McNamara, Austin - TTU	8	31	1495	59	12	15	5	48.23
5	Fletcher, Mason - UC	8	30	1311	57	16	5	0	43.70
6	Straw, Oliver - WVU	8	28	1207	58	12	6	0	43.11
7	Blumer, Jack - KState	8	26	1100	69	15	5	1	42.31
8	Williams, Palmer - Baylor	8	24	1038	53	3	6	1	43.25
9	Sandy, Jordy - TCU	8	23	983	57	6	2	1	42.74
10	Pahl, Wes - OSU	8	23	1014	60	7	5	1	44.09

YARDS PUNTED

#	Player	G	No.	Yds	Lg	I20	50+	TB	Avg.
1	Rehkov, Ryan - BYU	8	48	2336	70	15	24	3	48.67
2	Perkins, Tyler - IowaSt	8	42	1883	70	16	13	6	44.83
3	McNamara, Austin - TTU	8	31	1495	59	12	15	5	48.23
4	Wilkins, Laine - UH	8	32	1380	66	11	7	2	43.13
5	Fletcher, Mason - UC	8	30	1311	57	16	5	0	43.70
6	Straw, Oliver - WVU	8	28	1207	58	12	6	0	43.11
7	Blumer, Jack - KState	8	26	1100	69	15	5	1	42.31
8	Williams, Palmer - Baylor	8	24	1038	53	3	6	1	43.25
9	Pahl, Wes - OSU	8	23	1014	60	7	5	1	44.09
10	Sandy, Jordy - TCU	8	23	983	57	6	2	1	42.74

PAT KICKING PCT (Minimum Games Played Pct. 75%)

#	Player	G	Made	Att.	Pct.
1	Boomer, Colton - UCF	8	31	31	100.00
2	Brown, Carter - UC	8	21	21	100.00
3	Auburn, Bert - UT	8	33	33	100.00
4	Schmit, Zach - OU	8	40	40	100.00
5	Contreras, Chase - IowaSt	8	20	20	100.00
6	Garcia, Gino - TTU	8	28	28	100.00
7	Hale, Alex - OSU	8	27	27	100.00
8	Martin, Jack - UH	8	25	25	100.00
9	Hayes, Michael - WVU	8	27	27	100.00
10	Tennant, Chris - KState	8	35	36	97.22

PAT KICKING ATTEMPTS

#	Player	G	Made	Att.	Pct.
1	Schmit, Zach - OU	8	40	40	100.00
2	Tennant, Chris - KState	8	35	36	97.22
3	Auburn, Bert - UT	8	33	33	100.00
4	Boomer, Colton - UCF	8	31	31	100.00
5	Keller, Seth - KU	8	28	29	96.55
6	Kell, Griffin - TCU	8	28	29	96.55
7	Garcia, Gino - TTU	8	28	28	100.00
8	Hale, Alex - OSU	8	27	27	100.00
9	Hayes, Michael - WVU	8	27	27	100.00
10	Martin, Jack - UH	8	25	25	100.00

PUNT RETURN AVG (Minimum Games Played Pct. 75%)

#	Player	G	No.	Yds	TD	Long	Avg/g
1	Wilson, Trevor - KU	8	2	80	1	82	40.00
2	Price, Myles - TTU	8	8	167	0	43	20.88
3	Worthy, Xavier - UT	8	13	229	1	74	17.62

FIELD GOALS (Minimum Games Played Pct. 75%)

#	Player	G	Made	Att.	Long	Pct.	FG/G.
1	Hale, Alex - OSU	8	18	24	53	75.00	2.25
2	Contreras, Chase - IowaSt	8	15	19	56	78.95	1.88
3	Hankins, Isaiah - Baylor	8	15	18	54	83.33	1.88
4	Auburn, Bert - UT	8	13	18	49	72.22	1.63
5	Brown, Carter - UC	8	11	14	54	78.57	1.38
6	Kell, Griffin - TCU	8	11	17	57	64.71	1.38
7	Boomer, Colton - UCF	8	10	13	55	76.92	1.25
8	Keller, Seth - KU	8	9	11	44	81.82	1.13
9	Hayes, Michael - WVU	8	9	10	49	90.00	1.13
10	Schmit, Zach - OU	8	9	13	46	69.23	1.13

FIELD GOAL PCT (Minimum Games Played Pct. 75%)

#	Player	G	Made	Att.	Long	Pct.
1	Hayes, Michael - WVU	8	9	10	49	90.00
2	Hankins, Isaiah - Baylor	8	15	18	54	83.33
3	Keller, Seth - KU	8	9	11	44	81.82
4	Ferrin, Will - BYU	8	8	10	46	80.00
5	Contreras, Chase - IowaSt	8	15	19	56	78.95
6	Brown, Carter - UC	8	11	14	54	78.57
7	Tennant, Chris - KState	8	7	9	51	77.78
8	Boomer, Colton - UCF	8	10	13	55	76.92
9	Hale, Alex - OSU	8	18	24	53	75.00
10	Auburn, Bert - UT	8	13	18	49	72.22

FIELD GOALS ATTEMPTED

#	Player	G	Made	Att.	Long	Pct.
1	Hale, Alex - OSU	8	18	24	53	75.00
2	Contreras, Chase - IowaSt	8	15	19	56	78.95
3	Hankins, Isaiah - Baylor	8	15	18	54	83.33
4	Auburn, Bert - UT	8	13	18	49	72.22
5	Kell, Griffin - TCU	8	11	17	57	64.71
6	Brown, Carter - UC	8	11	14	54	78.57
7	Boomer, Colton - UCF	8	10	13	55	76.92
8	Schmit, Zach - OU	8	9	13	46	69.23
9	Garcia, Gino - TTU	8	8	12	54	66.67
10	Keller, Seth - KU	8	9	11	44	81.82

FIELD GOALS MADE

#	Player	G	Made	Att.	Long	Pct.
1	Hale, Alex - OSU	8	18	24	53	75.00
2	Contreras, Chase - IowaSt	8	15	19	56	78.95
3	Hankins, Isaiah - Baylor	8	15	18	54	83.33
4	Auburn, Bert - UT	8	13	18	49	72.22
5	Brown, Carter - UC	8	11	14	54	78.57
6	Kell, Griffin - TCU	8	11	17	57	64.71
7	Boomer, Colton - UCF	8	10	13	55	76.92
8	Keller, Seth - KU	8	9	11	44	81.82
9	Hayes, Michael - WVU	8	9	10	49	90.00
10	Schmit, Zach - OU	8	9	13	46	69.23

KICK RETURN AVG (Minimum Games Played Pct. 75%)

#	Player	G	No.	Yds	TD	Long	Avg/g
1	Noel, Jaylin - IowaSt	7	3	137	0	72	45.67
2	Golden, Matthew - UH	8	9	321	2	100	35.67
3	Logan Jr., Kenny - KU	8	4	111	0	43	27.75



2023-24 Big 12 Football
Extended Individual Statistics
All games

PUNT RETURNS (Minimum 1.2 Punt Returns/Game)

#	Player	G	No.	Yds	TD	Long	Avg/g
1	Fleming, Malik - UH	8	13	93	0	48	7.15
2	Worthy, Xavier - UT	8	13	229	1	74	17.62
3	Fox, Preston - WVU	8	13	140	0	20	10.77
4	Smith, Braden - UC	8	12	36	0	12	3.00
5	Freeman, Gavin - OU	8	11	138	1	82	12.55
6	Townsend, Xavier - UCF	7	11	120	0	29	10.91
7	Noel, Jaylin - IowaSt	7	11	74	0	39	6.73
8	Cameron, Josh - Baylor	8	10	100	0	41	10.00
9	Brooks, Phillip - KState	8	10	72	0	29	7.20

PUNT RETURN YARDS

#	Player	G	No.	Yds	TD	Long	Avg/g
1	Worthy, Xavier - UT	8	13	229	1	74	17.62
2	Price, Myles - TTU	8	8	167	0	43	20.88
3	Fox, Preston - WVU	8	13	140	0	20	10.77
4	Freeman, Gavin - OU	8	11	138	1	82	12.55
5	Townsend, Xavier - UCF	7	11	120	0	29	10.91
6	Cameron, Josh - Baylor	8	10	100	0	41	10.00
7	Fleming, Malik - UH	8	13	93	0	48	7.15
8	Wilson, Trevor - KU	8	2	80	1	82	40.00
9	Noel, Jaylin - IowaSt	7	11	74	0	39	6.73
10	Brooks, Phillip - KState	8	10	72	0	29	7.20

PUNT RETURN TDS

#	Player	G	No.	Yds	TD	Long	Avg/g
1	Fouonji, Loic - TTU	8	0	7	1	7	0.00
2	Worthy, Xavier - UT	8	13	229	1	74	17.62
3	Nowell, Blake - TCU	8	0	24	1	24	0.00

INTERCEPTIONS (Minimum Games Played Pct. 75%)

#	Player	G	No.	Yds	TD	Long	Avg/g
1	Cooper, Jeremiah - IowaSt	8	5	88	1	58	0.63
2	Bishop Jr., Beanie - WVU	8	4	86	0	40	0.50
3	Robinson, Jakob - BYU	8	4	74	1	42	0.50
4	Williams, Gentry - OU	7	3	13	0	11	0.43
5	Fleming, Malik - UH	8	3	54	0	35	0.38
6	Heckard, Eddie - BYU	8	3	55	0	38	0.38
7	Bowman, Billy - OU	8	3	54	1	44	0.38
8	Freyler, Beau - IowaSt	8	3	18	0	18	0.38
9	Dunlap, Malik - TTU	8	3	77	1	54	0.38
10	Hamilton, Isaiah - UH	8	3	18	0	18	0.38

INTERCEPTION RET YARDS

#	Player	G	No.	Yds	TD	Long	Yds/i
1	Cooper, Jeremiah - IowaSt	8	5	88	1	58	17.60
2	Bishop Jr., Beanie - WVU	8	4	86	0	40	21.50
3	Dunlap, Malik - TTU	8	3	77	1	54	25.67
4	Robinson, Jakob - BYU	8	4	74	1	42	18.50
5	Thompson, Jerrin - UT	8	2	59	1	32	29.50
6	Heckard, Eddie - BYU	8	3	55	0	38	18.33
7	Bowman, Billy - OU	8	3	54	1	44	18.00
8	Fleming, Malik - UH	8	3	54	0	35	18.00
9	Newton, Josh - TCU	8	1	53	0	53	53.00
10	Epps, Cameron - OSU	8	3	51	1	35	17.00

KICK RETURNS (Minimum 1.2 Total Kick Returns/Game)

#	Player	G	No.	Yds	TD	Long	Avg/g
1	Everhart, Major - TCU	8	20	467	0	86	23.35
2	McCray, Drae - TTU	8	16	426	1	100	26.63
3	Wilson, Trevor - KU	8	14	273	0	34	19.50
4	Farooq, Jalil - OU	8	13	291	0	62	22.38
5	Nabors, Jordan - Baylor	6	12	245	0	34	20.42
6	Marion, Keelan - BYU	8	11	230	0	40	20.91
7	Robinson, Keilan - UT	8	10	235	0	45	23.50

KICK RETURN YARDS

#	Player	G	No.	Yds	TD	Long	Avg/g
1	Everhart, Major - TCU	8	20	467	0	86	23.35
2	McCray, Drae - TTU	8	16	426	1	100	26.63
3	Golden, Matthew - UH	8	9	321	2	100	35.67
4	Farooq, Jalil - OU	8	13	291	0	62	22.38
5	Wilson, Trevor - KU	8	14	273	0	34	19.50
6	Nabors, Jordan - Baylor	6	12	245	0	34	20.42
7	Robinson, Keilan - UT	8	10	235	0	45	23.50
8	Marion, Keelan - BYU	8	11	230	0	40	20.91
9	Presley, Brennan - OSU	8	9	210	0	35	23.33
10	Gordon Jr., Corey - Baylor	8	9	197	0	36	21.89

KICK RETURN TDS

#	Player	G	No.	Yds	TD	Long	Avg/g
1	Golden, Matthew - UH	8	9	321	2	100	35.67

INTERCEPTION RETURNS

#	Player	G	No.	Yds	TD	Long	Yds/i
1	Cooper, Jeremiah - IowaSt	8	5	88	1	58	17.60
2	Bishop Jr., Beanie - WVU	8	4	86	0	40	21.50
3	Robinson, Jakob - BYU	8	4	74	1	42	18.50
4	Dunlap, Malik - TTU	8	3	77	1	54	25.67
5	Freyler, Beau - IowaSt	8	3	18	0	18	6.00
6	Heckard, Eddie - BYU	8	3	55	0	38	18.33
7	Fleming, Malik - UH	8	3	54	0	35	18.00
8	Hamilton, Isaiah - UH	8	3	18	0	18	6.00
9	Bowman, Billy - OU	8	3	54	1	44	18.00
10	Williams, Gentry - OU	7	3	13	0	11	4.33

INTERCEPTION RETURN TDS

#	Player	G	No.	Yds	TD	Long	Yds/i
1	Bradford, Millard - TCU	8	1	35	1	35	35.00
2	Thompson, Jerrin - UT	8	2	59	1	32	29.50
3	Dunlap, Malik - TTU	8	3	77	1	54	25.67
4	Dotson, Ra'Mello - KU	8	2	37	1	37	18.50
5	Robinson, Jakob - BYU	8	4	74	1	42	18.50
6	Bowman, Billy - OU	8	3	54	1	44	18.00
7	Stutsman, Danny - OU	8	1	30	1	30	30.00
8	Cooper, Jeremiah - IowaSt	8	5	88	1	58	17.60
9	Epps, Cameron - OSU	8	3	51	1	35	17.00
10	Logan Jr., Kenny - KU	8	1	30	1	30	30.00



2023-24 Big 12 Football
Extended Individual Statistics
All games

TACKLES (All positions) (Minimum Games Played Pct. 75%)

#	Player	G	Pos	Solo	Ast	Total	Avg/g
1	Martin, Nickolas - OSU	8	LB	40	43	83	10.38
2	Stutsman, Danny - OU	8	LB	35	38	73	9.13
3	Johnson, Jason - UCF	8	LB	46	26	72	9.00
4	Roberts, Ben - TTU	8	LB	34	32	66	8.25
5	Obiazor, Namdi - TCU	8	LB	36	29	65	8.13
6	Daniels, Kendal - OSU	8	S	39	25	64	8.00
7	Robinson, Malik - UH	8	LB	29	32	61	7.63
8	Haulcy, A.J. - UH	8	DB	45	16	61	7.63
9	Kpogba, Lee - WVU	8	LB	30	29	59	7.38
10	Pierre, Jesiah - TTU	7	LB	27	24	51	7.29
11	Pace, Deshawn - UC	7	LB	22	28	50	7.14
12	Ford, Jaylan - UT	8	LB	25	32	57	7.13
13	Freyler, Beau - IowaSt	8	DB	25	32	57	7.13
14	Jones, Matt - Baylor	8	LB	34	22	56	7.00
15	Bobby, Devyn - Baylor	8	S	34	21	55	6.88
16	Tooley, Max - BYU	8	LB	30	25	55	6.88
17	Logan Jr., Kenny - KU	8	S	34	21	55	6.88
18	Rucker, Trey - OSU	8	S	30	24	54	6.75
19	Vongphachanh, AJ - BYU	8	LB	21	32	53	6.63
20	Oliver, Collin - OSU	8	LB	28	24	52	6.50
21	Baskerville, CJ - TTU	6	DB	25	12	37	6.17
22	Taylor-Demerson, Dadrion - TTU	8	DB	37	12	49	6.13
23	Robinson, Jakob - BYU	8	CB	29	18	47	5.88
24	Yates, Walter - UCF	7	LB	20	21	41	5.86
25	Kanak, Jaren - OU	8	LB	20	26	46	5.75
26	Morris, Jamal - UH	8	LB	28	17	45	5.63
27	Sigle, Marques - KState	7	S	29	10	39	5.57
28	Dingle, Jack - UC	8	LB	23	21	44	5.50
29	Slade, Ethan - BYU	8	DB	26	18	44	5.50
30	Threats, Bryon - UC	8	S	26	17	43	5.38
31	Savage, Kobe - KState	8	S	29	14	43	5.38
32	Hodge, Jamoi - TCU	8	LB	19	24	43	5.38
33	Wilson, Anthony - WVU	8	S	30	13	43	5.38
34	Moore, Austin - KState	8	LB	28	15	43	5.38
35	Jones, Dorian - UC	7	LB	13	24	37	5.29
36	Hunter, Lee - UCF	8	DL	25	17	42	5.25
37	Bishop Jr., Beanie - WVU	8	CB	32	9	41	5.13
38	Barron, Jahdae - UT	8	DB	21	20	41	5.13
39	Batty, Tyler - BYU	8	DL	21	19	40	5.00
40	Celiscar, Josh - UCF	8	DL	22	18	40	5.00
41	Brown, JB - KU	8	LB	26	13	39	4.88
42	Burroughs, O.J. - KU	8	S	32	6	38	4.75
43	Lemear, Devin - Baylor	6	S	17	11	28	4.67
44	Booker, Austin - KU	8	DL	27	10	37	4.63
45	Purchase, Myles - IowaSt	8	DB	25	12	37	4.63
46	Morris-Brash, Tre'mon - UCF	8	DL	24	12	36	4.50
47	Lawrence, Key - OU	8	DB	25	11	36	4.50
48	Banks Jr., Shad - TCU	8	LB	23	13	36	4.50
49	Cooper, Jeremiah - IowaSt	8	DB	19	17	36	4.50
50	Perry, Mark - TCU	8	S	29	7	36	4.50

SACKS (Minimum Games Played Pct. 75%)

#	Player	G	Pos	Solo	Ast	Total	Avg/g
1	Ceaser, Nelson - UH	7	DL	5	1	5.5	0.79
2	Booker, Austin - KU	8	DL	5	2	6	0.75
3	Morris-Brash, Tre'mon - UCF	8	DL	6	0	6	0.75
4	Lawrence, Malachi - UCF	8	DL	5	0	5	0.63
5	Duke, Khalid - KState	8	DE	5	0	5	0.63
6	Martin, Nickolas - OSU	8	LB	5	0	5	0.63
7	Caldwell, Jamaree - UH	7	DL	4	0	4	0.57
8	Downs, Ethan - OU	8	DL	4	1	4.5	0.56
9	Robinson, Jereme - KU	8	DE	4	1	4.5	0.56
10	Oliver, Collin - OSU	8	LB	3	2	4	0.50

TACKLES FOR LOSS (Minimum 1.25 Total Tackles For Loss/Game, Games Played Pct. 75%)

#	Player	G	Pos	Solo	Ast	Total	Avg/g
1	Morris-Brash, Tre'mon - UCF	8	DL	13	2	14	1.75
2	Stutsman, Danny - OU	8	LB	7	9	11.5	1.44
3	Martin, Nickolas - OSU	8	LB	9	5	11.5	1.44

FUMBLES FORCED (Minimum Games Played Pct. 75%)

#	Player	G	No.	Avg/g
1	Oliver, Collin - OSU	8	3	0.38
2	Ward, Taj - UC	8	2	0.25
3	Linton, Steve - TTU	8	2	0.25
4	Roberts, Ben - TTU	8	2	0.25
5	Batty, Tyler - BYU	8	2	0.25
6	Brown, JB - KU	8	2	0.25
7	Heckard, Eddie - BYU	8	2	0.25
8	Walker, Kani - OU	6	1	0.17
9	Catalon, Jalen - UT	6	1	0.17
10	Esters III, Charles - TTU	7	1	0.14

FUMBLES RECOVERED (Minimum Games Played Pct. 75%)

#	Player	G	No.	Avg/g
1	Daniels, Kendal - OSU	8	2	0.25
2	Dingle, Jack - UC	8	2	0.25
3	McKenzie, Marcus - BYU	6	1	0.17
4	Bledsoe, Jaray - UT	6	1	0.17
5	Walker, Kani - OU	6	1	0.17
6	Wheeler, Cornell - KU	7	1	0.14
7	Pace, Deshawn - UC	7	1	0.14
8	Pierre, Jesiah - TTU	7	1	0.14
9	Randolph, Garmon - Baylor	7	1	0.14
10	Clement, Hudson - WVU	7	1	0.14

PASSES DEFENDED (Minimum Games Played Pct. 75%)

#	Player	G	Brup	Int.	Total	Avg/g
1	Bishop Jr., Beanie - WVU	8	12	4	16	2.00
2	Cooper, Jeremiah - IowaSt	8	6	5	11	1.38
3	Parrish, Jacob - KState	7	8	1	9	1.29
4	Dotson, Ra'Mello - KU	8	8	2	10	1.25
5	Robinson, Jakob - BYU	8	4	4	8	1.00
6	Clark, Bud - TCU	8	6	2	8	1.00
7	Tampa, T.J. - IowaSt	8	6	2	8	1.00
8	Heckard, Eddie - BYU	8	5	3	8	1.00
9	Harris, Justin - UC	8	6	1	7	0.88
10	Young, Jordan - UC	8	6	1	7	0.88



**2023-24 Big 12 Football
Extended Team Leaders
All games**

SCORING OFFENSE

Team	G	TD	FG	XPT	2XP	DXP	Saf	Pts	Avg/G
Oklahoma	8	44	9	42	0	0	1	335	41.88
Kansas St.	8	40	7	36	1	0	0	299	37.38
Kansas	8	38	9	31	0	0	0	286	35.75
Texas	8	34	13	33	0	0	0	276	34.5
UCF	8	34	10	31	0	1	0	267	33.38
Oklahoma St.	8	28	18	27	0	0	0	249	31.13
West Virginia	8	31	9	29	2	0	0	246	30.75
Texas Tech	8	31	8	28	1	0	0	240	30
TCU	8	29	11	28	0	0	0	235	29.38
Houston	8	27	5	25	0	0	0	202	25.25
Cincinnati	8	24	11	21	2	0	0	202	25.25
BYU	8	25	8	23	1	0	0	199	24.88
Iowa St.	8	21	15	20	0	0	0	191	23.88
Baylor	8	19	15	11	4	0	1	180	22.5

TOTAL DEFENSE

Team	G	Rush	Pass	Plays	Yards	Avg/P	TD	Avg/G
Iowa St.	8	985	1626	545	2611	4.79	17	326.38
Texas	8	783	1841	521	2624	5.04	13	328
Kansas St.	8	875	1875	531	2750	5.18	12	343.75
Texas Tech	8	1178	1754	563	2932	5.21	21	366.5
Oklahoma	8	1056	1901	567	2957	5.22	14	369.63
Cincinnati	8	1020	1983	496	3003	6.05	25	375.38
West Virginia	8	1184	1840	532	3024	5.68	26	378
TCU	8	1190	1846	565	3036	5.37	20	379.5
BYU	8	1236	1895	557	3131	5.62	21	391.38
Baylor	8	1556	1633	513	3189	6.22	30	398.63
Kansas	8	1397	1816	536	3213	5.99	28	401.63
UCF	8	1658	1557	567	3215	5.67	28	401.88
Oklahoma St.	8	1363	1911	547	3274	5.99	26	409.25
Houston	8	1293	2036	560	3329	5.94	33	416.13

SCORING DEFENSE

Team	G	TD	FG	XPT	2XP	DXP	Saf	Pts	Avg/G
Kansas St.	8	13	12	13	0	0	0	127	15.88
Texas	8	13	12	12	1	0	0	128	16
Oklahoma	8	16	14	11	1	0	0	151	18.88
Iowa St.	8	19	9	15	0	0	1	158	19.75
TCU	8	21	12	20	1	0	0	184	23
Oklahoma St.	8	26	6	17	2	0	0	195	24.38
Texas Tech	8	23	13	20	3	0	0	203	25.38
BYU	8	26	8	25	0	0	0	205	25.63
West Virginia	8	27	8	26	0	0	0	212	26.5
Kansas	8	28	10	21	2	1	0	225	28.13
Cincinnati	8	27	13	26	0	0	0	227	28.38
UCF	8	30	10	25	2	0	0	239	29.88
Baylor	8	31	7	29	2	0	0	240	30
Houston	8	35	5	31	2	0	0	260	32.5

TOTAL OFFENSE PLAYS

Team	G	Rush	Pass	Plays	Yards	Avg/P	TD	Avg/G
TCU	8	1403	2316	617	3719	6.03	27	464.88
Oklahoma	8	1447	2471	610	3918	6.42	41	489.75
Cincinnati	8	1781	1775	605	3556	5.88	24	444.5
Texas Tech	8	1408	1851	589	3259	5.53	28	407.38
Kansas St.	8	1808	1909	582	3717	6.39	40	464.63
Oklahoma St.	8	1475	1957	573	3432	5.99	27	429
Baylor	8	876	2232	573	3108	5.42	17	388.5
West Virginia	8	1626	1582	568	3208	5.65	31	401
UCF	8	1816	2144	554	3960	7.15	33	495
Texas	8	1440	2193	554	3633	6.56	31	454.13
Houston	8	931	2132	547	3063	5.6	25	382.88
Kansas	8	1709	1836	507	3545	6.99	34	443.13
Iowa St.	8	983	1719	497	2702	5.44	20	337.75
BYU	8	650	1755	494	2405	4.87	23	300.63

TOUCHDOWNS SCORED

Team	G	TD	FG	XPT	2XP	DXP	Saf	Pts	Avg/G
Oklahoma	8	44	9	42	0	0	1	335	41.88
Kansas St.	8	40	7	36	1	0	0	299	37.38
Kansas	8	38	9	31	0	0	0	286	35.75
UCF	8	34	10	31	0	1	0	267	33.38
Texas	8	34	13	33	0	0	0	276	34.5
West Virginia	8	31	9	29	2	0	0	246	30.75
Texas Tech	8	31	8	28	1	0	0	240	30
TCU	8	29	11	28	0	0	0	235	29.38
Oklahoma St.	8	28	18	27	0	0	0	249	31.13
Houston	8	27	5	25	0	0	0	202	25.25
BYU	8	25	8	23	1	0	0	199	24.88
Cincinnati	8	24	11	21	2	0	0	202	25.25
Iowa St.	8	21	15	20	0	0	0	191	23.88
Baylor	8	19	15	11	4	0	1	180	22.5

TOTAL OFFENSE YARDS

Team	G	Rush	Pass	Plays	Yards	Avg/P	TD	Avg/G
UCF	8	1816	2144	554	3960	7.15	33	495
Oklahoma	8	1447	2471	610	3918	6.42	41	489.75
TCU	8	1403	2316	617	3719	6.03	27	464.88
Kansas St.	8	1808	1909	582	3717	6.39	40	464.63
Texas	8	1440	2193	554	3633	6.56	31	454.13
Cincinnati	8	1781	1775	605	3556	5.88	24	444.5
Kansas	8	1709	1836	507	3545	6.99	34	443.13
Oklahoma St.	8	1475	1957	573	3432	5.99	27	429
Texas Tech	8	1408	1851	589	3259	5.53	28	407.38
West Virginia	8	1626	1582	568	3208	5.65	31	401
Baylor	8	876	2232	573	3108	5.42	17	388.5
Houston	8	931	2132	547	3063	5.6	25	382.88
Iowa St.	8	983	1719	497	2702	5.44	20	337.75
BYU	8	650	1755	494	2405	4.87	23	300.63



**2023-24 Big 12 Football
Extended Team Leaders
All games**

PTS SCORED KICKING

Team	G	TD	FG	XPT	2XP	DXP	Saf	Pts	Avg/G
Oklahoma	8	44	9	42	0	0	1	335	41.88
Kansas St.	8	40	7	36	1	0	0	299	37.38
Kansas	8	38	9	31	0	0	0	286	35.75
Texas	8	34	13	33	0	0	0	276	34.5
UCF	8	34	10	31	0	1	0	267	33.38
Oklahoma St.	8	28	18	27	0	0	0	249	31.13
West Virginia	8	31	9	29	2	0	0	246	30.75
Texas Tech	8	31	8	28	1	0	0	240	30
TCU	8	29	11	28	0	0	0	235	29.38
Houston	8	27	5	25	0	0	0	202	25.25
Cincinnati	8	24	11	21	2	0	0	202	25.25
BYU	8	25	8	23	1	0	0	199	24.88
Iowa St.	8	21	15	20	0	0	0	191	23.88
Baylor	8	19	15	11	4	0	1	180	22.5

TOTAL OFF. AVG/PLAY

Team	G	Rush	Pass	Plays	Yards	Avg/P	TD	Avg/G
UCF	8	1816	2144	554	3960	7.15	33	495
Kansas	8	1709	1836	507	3545	6.99	34	443.13
Texas	8	1440	2193	554	3633	6.56	31	454.13
Oklahoma	8	1447	2471	610	3918	6.42	41	489.75
Kansas St.	8	1808	1909	582	3717	6.39	40	464.63
TCU	8	1403	2316	617	3719	6.03	27	464.88
Oklahoma St.	8	1475	1957	573	3432	5.99	27	429
Cincinnati	8	1781	1775	605	3556	5.88	24	444.5
West Virginia	8	1626	1582	568	3208	5.65	31	401
Houston	8	931	2132	547	3063	5.6	25	382.88
Texas Tech	8	1408	1851	589	3259	5.53	28	407.38
Iowa St.	8	983	1719	497	2702	5.44	20	337.75
Baylor	8	876	2232	573	3108	5.42	17	388.5
BYU	8	650	1755	494	2405	4.87	23	300.63

TOTAL OFFENSE

Team	G	Rush	Pass	Plays	Yards	Avg/P	TD	Avg/G
UCF	8	1816	2144	554	3960	7.15	33	495
Oklahoma	8	1447	2471	610	3918	6.42	41	489.75
TCU	8	1403	2316	617	3719	6.03	27	464.88
Kansas St.	8	1808	1909	582	3717	6.39	40	464.63
Texas	8	1440	2193	554	3633	6.56	31	454.13
Cincinnati	8	1781	1775	605	3556	5.88	24	444.5
Kansas	8	1709	1836	507	3545	6.99	34	443.13
Oklahoma St.	8	1475	1957	573	3432	5.99	27	429
Texas Tech	8	1408	1851	589	3259	5.53	28	407.38
West Virginia	8	1626	1582	568	3208	5.65	31	401
Baylor	8	876	2232	573	3108	5.42	17	388.5
Houston	8	931	2132	547	3063	5.6	25	382.88
Iowa St.	8	983	1719	497	2702	5.44	20	337.75
BYU	8	650	1755	494	2405	4.87	23	300.63

TOTAL OFFENSE TDS

Team	G	Rush	Pass	Plays	Yards	Avg/P	TD	Avg/G
Oklahoma	8	1447	2471	610	3918	6.42	41	489.75
Kansas St.	8	1808	1909	582	3717	6.39	40	464.63
Kansas	8	1709	1836	507	3545	6.99	34	443.13
UCF	8	1816	2144	554	3960	7.15	33	495
West Virginia	8	1626	1582	568	3208	5.65	31	401
Texas	8	1440	2193	554	3633	6.56	31	454.13
Texas Tech	8	1408	1851	589	3259	5.53	28	407.38
TCU	8	1403	2316	617	3719	6.03	27	464.88
Oklahoma St.	8	1475	1957	573	3432	5.99	27	429
Houston	8	931	2132	547	3063	5.6	25	382.88
Cincinnati	8	1781	1775	605	3556	5.88	24	444.5
BYU	8	650	1755	494	2405	4.87	23	300.63
Iowa St.	8	983	1719	497	2702	5.44	20	337.75
Baylor	8	876	2232	573	3108	5.42	17	388.5

RUSHING OFFENSE

Team	G	Att	Yards	Avg/A	Long	TD	Avg/G
UCF	8	322	1816	5.64	79	16	227
Kansas St.	8	336	1808	5.38	70	23	226
Cincinnati	8	353	1781	5.05	68	9	222.63
Kansas	8	305	1709	5.6	75	20	213.63
West Virginia	8	363	1626	4.48	39	21	203.25
Oklahoma St.	8	263	1475	5.61	75	16	184.38
Oklahoma	8	343	1447	4.22	44	20	180.88
Texas	8	304	1440	4.74	67	16	180
Texas Tech	8	294	1408	4.79	58	11	176
TCU	8	293	1403	4.79	74	9	175.38
Iowa St.	8	252	983	3.9	55	7	122.88
Houston	8	245	931	3.8	58	8	116.38
Baylor	8	266	876	3.29	32	10	109.5
BYU	8	226	650	2.88	55	10	81.25

RUSHING TDS

Team	G	Att	Yards	Avg/A	Long	TD	Avg/G
Kansas St.	8	336	1808	5.38	70	23	226
West Virginia	8	363	1626	4.48	39	21	203.25
Oklahoma	8	343	1447	4.22	44	20	180.88
Kansas	8	305	1709	5.6	75	20	213.63
UCF	8	322	1816	5.64	79	16	227
Texas	8	304	1440	4.74	67	16	180
Oklahoma St.	8	263	1475	5.61	75	16	184.38
Texas Tech	8	294	1408	4.79	58	11	176
BYU	8	226	650	2.88	55	10	81.25
Baylor	8	266	876	3.29	32	10	109.5
TCU	8	293	1403	4.79	74	9	175.38
Cincinnati	8	353	1781	5.05	68	9	222.63
Houston	8	245	931	3.8	58	8	116.38
Iowa St.	8	252	983	3.9	55	7	122.88



**2023-24 Big 12 Football
Extended Team Leaders
All games**

RUSHING DEFENSE

Team	G	Att	Yards	Avg/A	Long	TD	Avg/G
Texas	8	242	783	3.24	62	5	97.88
Kansas St.	8	234	875	3.74	54	5	109.38
Iowa St.	8	263	985	3.75	71	6	123.13
Cincinnati	8	255	1020	4	75	10	127.5
Oklahoma	8	289	1056	3.65	54	6	132
Texas Tech	8	294	1178	4.01	55	9	147.25
West Virginia	8	267	1184	4.43	58	9	148
TCU	8	303	1190	3.93	55	11	148.75
BYU	8	279	1236	4.43	55	6	154.5
Houston	8	306	1293	4.23	54	18	161.63
Oklahoma St.	8	304	1363	4.48	70	9	170.38
Kansas	8	296	1397	4.72	72	19	174.63
Baylor	8	304	1556	5.12	79	18	194.5
UCF	8	335	1658	4.95	75	21	207.25

PASS EFFICIENCY

Team	G	Comp-Att-Int	Pct.	Yds	Avg/G	TD	Effic
Oklahoma	8	193 - 267 - 4	72.28	2471	308.88	21	172.98
Kansas	8	133 - 202 - 5	65.84	1836	229.50	14	160.11
Texas	8	174 - 250 - 4	69.60	2193	274.13	15	159.88
UCF	8	148 - 232 - 9	63.79	2144	268.00	17	157.84
Kansas St.	8	160 - 246 - 7	65.04	1909	238.63	17	147.34
Houston	8	193 - 302 - 5	63.91	2132	266.50	17	138.47
TCU	8	205 - 324 - 11	63.27	2316	289.50	18	134.86
Iowa St.	8	150 - 245 - 6	61.22	1719	214.88	13	132.77
West Virginia	8	112 - 205 - 4	54.63	1582	197.75	10	131.65
Cincinnati	8	150 - 252 - 9	59.52	1775	221.88	15	131.19
BYU	8	155 - 268 - 6	57.84	1755	219.38	13	124.37
Baylor	8	173 - 307 - 5	56.35	2232	279.00	7	121.69
Texas Tech	8	170 - 295 - 12	57.63	1851	231.38	17	121.21
Oklahoma St.	8	180 - 310 - 6	58.06	1957	244.63	11	118.93

YARDS PER RUSH

Team	G	Att	Yards	Avg/A	Long	TD	Avg/G
UCF	8	322	1816	5.64	79	16	227
Oklahoma St.	8	263	1475	5.61	75	16	184.38
Kansas	8	305	1709	5.6	75	20	213.63
Kansas St.	8	336	1808	5.38	70	23	226
Cincinnati	8	353	1781	5.05	68	9	222.63
Texas Tech	8	294	1408	4.79	58	11	176
TCU	8	293	1403	4.79	74	9	175.38
Texas	8	304	1440	4.74	67	16	180
West Virginia	8	363	1626	4.48	39	21	203.25
Oklahoma	8	343	1447	4.22	44	20	180.88
Iowa St.	8	252	983	3.9	55	7	122.88
Houston	8	245	931	3.8	58	8	116.38
Baylor	8	266	876	3.29	32	10	109.5
BYU	8	226	650	2.88	55	10	81.25

PASS DEFENSE EFFIC.

Team	G	Comp-Att-Int	Pct.	Yds	Avg/G	TD	Effic
Iowa St.	8	154 - 282 - 13	54.61	1626	203.25	11	106.70
Kansas St.	8	172 - 297 - 7	57.91	1875	234.38	7	114.01
Oklahoma	8	160 - 278 - 14	57.55	1901	237.63	8	114.42
Texas	8	163 - 279 - 9	58.42	1841	230.13	8	116.86
UCF	8	131 - 232 - 5	56.47	1557	194.63	7	118.49
TCU	8	144 - 262 - 6	54.96	1846	230.75	9	120.90
BYU	8	169 - 278 - 12	60.79	1895	236.88	15	127.22
Texas Tech	8	168 - 269 - 5	62.45	1754	219.25	12	128.23
West Virginia	8	153 - 265 - 9	57.74	1840	230.00	17	130.44
Kansas	8	160 - 240 - 8	66.67	1816	227.00	9	135.94
Oklahoma St.	8	141 - 243 - 8	58.02	1911	238.88	17	140.59
Cincinnati	8	132 - 241 - 4	54.77	1983	247.88	15	141.11
Baylor	8	129 - 209 - 5	61.72	1633	204.13	12	141.52
Houston	8	165 - 254 - 7	64.96	2036	254.50	15	146.27

RUSH ATTEMPTS

Team	G	Att	Yards	Avg/A	Long	TD	Avg/G
West Virginia	8	363	1626	4.48	39	21	203.25
Cincinnati	8	353	1781	5.05	68	9	222.63
Oklahoma	8	343	1447	4.22	44	20	180.88
Kansas St.	8	336	1808	5.38	70	23	226
UCF	8	322	1816	5.64	79	16	227
Kansas	8	305	1709	5.6	75	20	213.63
Texas	8	304	1440	4.74	67	16	180
Texas Tech	8	294	1408	4.79	58	11	176
TCU	8	293	1403	4.79	74	9	175.38
Baylor	8	266	876	3.29	32	10	109.5
Oklahoma St.	8	263	1475	5.61	75	16	184.38
Iowa St.	8	252	983	3.9	55	7	122.88
Houston	8	245	931	3.8	58	8	116.38
BYU	8	226	650	2.88	55	10	81.25



**2023-24 Big 12 Football
Extended Team Leaders
All games**

RUSH YARDS

Team	G	Att	Yards	Avg/A	Long	TD	Avg/G
UCF	8	322	1816	5.64	79	16	227
Kansas St.	8	336	1808	5.38	70	23	226
Cincinnati	8	353	1781	5.05	68	9	222.63
Kansas	8	305	1709	5.6	75	20	213.63
West Virginia	8	363	1626	4.48	39	21	203.25
Oklahoma St.	8	263	1475	5.61	75	16	184.38
Oklahoma	8	343	1447	4.22	44	20	180.88
Texas	8	304	1440	4.74	67	16	180
Texas Tech	8	294	1408	4.79	58	11	176
TCU	8	293	1403	4.79	74	9	175.38
Iowa St.	8	252	983	3.9	55	7	122.88
Houston	8	245	931	3.8	58	8	116.38
Baylor	8	266	876	3.29	32	10	109.5
BYU	8	226	650	2.88	55	10	81.25



**2023-24 Big 12 Football
Extended Team Leaders
All games**

PASS OFFENSE

Team	G	Comp-Att-Int	Pct.	Yds	Avg/A	TD	Avg/G
Oklahoma	8	193 - 267 - 4	72.28	2471	9.25	21	308.88
TCU	8	205 - 324 - 11	63.27	2316	7.15	18	289.50
Baylor	8	173 - 307 - 5	56.35	2232	7.27	7	279.00
Texas	8	174 - 250 - 4	69.60	2193	8.77	15	274.13
UCF	8	148 - 232 - 9	63.79	2144	9.24	17	268.00
Houston	8	193 - 302 - 5	63.91	2132	7.06	17	266.50
Oklahoma St.	8	180 - 310 - 6	58.06	1957	6.31	11	244.63
Kansas St.	8	160 - 246 - 7	65.04	1909	7.76	17	238.63
Texas Tech	8	170 - 295 - 12	57.63	1851	6.27	17	231.38
Kansas	8	133 - 202 - 5	65.84	1836	9.09	14	229.50
Cincinnati	8	150 - 252 - 9	59.52	1775	7.04	15	221.88
BYU	8	155 - 268 - 6	57.84	1755	6.55	13	219.38
Iowa St.	8	150 - 245 - 6	61.22	1719	7.02	13	214.88
West Virginia	8	112 - 205 - 4	54.63	1582	7.72	10	197.75

PASS COMP. PCT

Team	G	Comp-Att-Int	Pct.	Yds	Avg/A	TD	Avg/G
Oklahoma	8	193 - 267 - 4	72.28	2471	9.25	21	308.88
Texas	8	174 - 250 - 4	69.60	2193	8.77	15	274.13
Kansas	8	133 - 202 - 5	65.84	1836	9.09	14	229.50
Kansas St.	8	160 - 246 - 7	65.04	1909	7.76	17	238.63
Houston	8	193 - 302 - 5	63.91	2132	7.06	17	266.50
UCF	8	148 - 232 - 9	63.79	2144	9.24	17	268.00
TCU	8	205 - 324 - 11	63.27	2316	7.15	18	289.50
Iowa St.	8	150 - 245 - 6	61.22	1719	7.02	13	214.88
Cincinnati	8	150 - 252 - 9	59.52	1775	7.04	15	221.88
Oklahoma St.	8	180 - 310 - 6	58.06	1957	6.31	11	244.63
BYU	8	155 - 268 - 6	57.84	1755	6.55	13	219.38
Texas Tech	8	170 - 295 - 12	57.63	1851	6.27	17	231.38
Baylor	8	173 - 307 - 5	56.35	2232	7.27	7	279.00
West Virginia	8	112 - 205 - 4	54.63	1582	7.72	10	197.75

PASS DEFENSE

Team	G	Comp-Att-Int	Pct.	Yds	Avg/A	TD	Avg/G
UCF	8	131 - 232 - 5	56.47	1557	6.71	7	194.63
Iowa St.	8	154 - 282 - 13	54.61	1626	5.77	11	203.25
Baylor	8	129 - 209 - 5	61.72	1633	7.81	12	204.13
Texas Tech	8	168 - 269 - 5	62.45	1754	6.52	12	219.25
Kansas	8	160 - 240 - 8	66.67	1816	7.57	9	227.00
West Virginia	8	153 - 265 - 9	57.74	1840	6.94	17	230.00
Texas	8	163 - 279 - 9	58.42	1841	6.60	8	230.13
TCU	8	144 - 262 - 6	54.96	1846	7.05	9	230.75
Kansas St.	8	172 - 297 - 7	57.91	1875	6.31	7	234.38
BYU	8	169 - 278 - 12	60.79	1895	6.82	15	236.88
Oklahoma	8	160 - 278 - 14	57.55	1901	6.84	8	237.63
Oklahoma St.	8	141 - 243 - 8	58.02	1911	7.86	17	238.88
Cincinnati	8	132 - 241 - 4	54.77	1983	8.23	15	247.88
Houston	8	165 - 254 - 7	64.96	2036	8.02	15	254.50

PASS YDS/COMP.

Team	G	Comp-Att-Int	Pct.	Yds	Avg/A	TD	Avg/G
Oklahoma	8	193 - 267 - 4	72.28	2471	9.25	21	308.88
Kansas	8	133 - 202 - 5	65.84	1836	9.09	14	229.50
Texas	8	174 - 250 - 4	69.60	2193	8.77	15	274.13
UCF	8	148 - 232 - 9	63.79	2144	9.24	17	268.00
Kansas St.	8	160 - 246 - 7	65.04	1909	7.76	17	238.63
Houston	8	193 - 302 - 5	63.91	2132	7.06	17	266.50
TCU	8	205 - 324 - 11	63.27	2316	7.15	18	289.50
Iowa St.	8	150 - 245 - 6	61.22	1719	7.02	13	214.88
West Virginia	8	112 - 205 - 4	54.63	1582	7.72	10	197.75
Cincinnati	8	150 - 252 - 9	59.52	1775	7.04	15	221.88
BYU	8	155 - 268 - 6	57.84	1755	6.55	13	219.38
Baylor	8	173 - 307 - 5	56.35	2232	7.27	7	279.00
Texas Tech	8	170 - 295 - 12	57.63	1851	6.27	17	231.38
Oklahoma St.	8	180 - 310 - 6	58.06	1957	6.31	11	244.63

PASS ATTEMPTS

Team	G	Comp-Att-Int	Pct.	Yds	Avg/A	TD	Avg/G
TCU	8	205 - 324 - 11	63.27	2316	7.15	18	289.50
Oklahoma St.	8	180 - 310 - 6	58.06	1957	6.31	11	244.63
Baylor	8	173 - 307 - 5	56.35	2232	7.27	7	279.00
Houston	8	193 - 302 - 5	63.91	2132	7.06	17	266.50
Texas Tech	8	170 - 295 - 12	57.63	1851	6.27	17	231.38
BYU	8	155 - 268 - 6	57.84	1755	6.55	13	219.38
Oklahoma	8	193 - 267 - 4	72.28	2471	9.25	21	308.88
Cincinnati	8	150 - 252 - 9	59.52	1775	7.04	15	221.88
Texas	8	174 - 250 - 4	69.60	2193	8.77	15	274.13
Kansas St.	8	160 - 246 - 7	65.04	1909	7.76	17	238.63
Iowa St.	8	150 - 245 - 6	61.22	1719	7.02	13	214.88
UCF	8	148 - 232 - 9	63.79	2144	9.24	17	268.00
West Virginia	8	112 - 205 - 4	54.63	1582	7.72	10	197.75
Kansas	8	133 - 202 - 5	65.84	1836	9.09	14	229.50

PASS YDS/ATT.

Team	G	Comp-Att-Int	Pct.	Yds	Avg/A	TD	Avg/G
UCF	8	148 - 232 - 9	63.79	2144	9.24	17	268.00
Oklahoma	8	193 - 267 - 4	72.28	2471	9.25	21	308.88
Kansas	8	133 - 202 - 5	65.84	1836	9.09	14	229.50
Texas	8	174 - 250 - 4	69.60	2193	8.77	15	274.13
Kansas St.	8	160 - 246 - 7	65.04	1909	7.76	17	238.63
West Virginia	8	112 - 205 - 4	54.63	1582	7.72	10	197.75
Baylor	8	173 - 307 - 5	56.35	2232	7.27	7	279.00
TCU	8	205 - 324 - 11	63.27	2316	7.15	18	289.50
Iowa St.	8	150 - 245 - 6	61.22	1719	7.02	13	214.88
Cincinnati	8	150 - 252 - 9	59.52	1775	7.04	15	221.88
Houston	8	193 - 302 - 5	63.91	2132	7.06	17	266.50
BYU	8	155 - 268 - 6	57.84	1755	6.55	13	219.38
Texas Tech	8	170 - 295 - 12	57.63	1851	6.27	17	231.38
Oklahoma St.	8	180 - 310 - 6	58.06	1957	6.31	11	244.63



**2023-24 Big 12 Football
Extended Team Leaders
All games**

PASS COMPLETIONS

Team	G	Comp-Att-Int	Pct.	Yds	Avg/A	TD	Avg/G
TCU	8	205 - 324 - 11	63.27	2316	7.15	18	289.50
Oklahoma	8	193 - 267 - 4	72.28	2471	9.25	21	308.88
Houston	8	193 - 302 - 5	63.91	2132	7.06	17	266.50
Oklahoma St.	8	180 - 310 - 6	58.06	1957	6.31	11	244.63
Texas	8	174 - 250 - 4	69.60	2193	8.77	15	274.13
Baylor	8	173 - 307 - 5	56.35	2232	7.27	7	279.00
Texas Tech	8	170 - 295 - 12	57.63	1851	6.27	17	231.38
Kansas St.	8	160 - 246 - 7	65.04	1909	7.76	17	238.63
BYU	8	155 - 268 - 6	57.84	1755	6.55	13	219.38
Iowa St.	8	150 - 245 - 6	61.22	1719	7.02	13	214.88
Cincinnati	8	150 - 252 - 9	59.52	1775	7.04	15	221.88
UCF	8	148 - 232 - 9	63.79	2144	9.24	17	268.00
Kansas	8	133 - 202 - 5	65.84	1836	9.09	14	229.50
West Virginia	8	112 - 205 - 4	54.63	1582	7.72	10	197.75

PASS INTERCEPTIONS

Team	G	Comp-Att-Int	Pct.	Yds	Avg/A	TD	Avg/G
West Virginia	8	112 - 205 - 4	54.63	1582	7.72	10	197.75
Texas	8	174 - 250 - 4	69.60	2193	8.77	15	274.13
Oklahoma	8	193 - 267 - 4	72.28	2471	9.25	21	308.88
Kansas	8	133 - 202 - 5	65.84	1836	9.09	14	229.50
Houston	8	193 - 302 - 5	63.91	2132	7.06	17	266.50
Baylor	8	173 - 307 - 5	56.35	2232	7.27	7	279.00
Oklahoma St.	8	180 - 310 - 6	58.06	1957	6.31	11	244.63
Iowa St.	8	150 - 245 - 6	61.22	1719	7.02	13	214.88
BYU	8	155 - 268 - 6	57.84	1755	6.55	13	219.38
Kansas St.	8	160 - 246 - 7	65.04	1909	7.76	17	238.63
UCF	8	148 - 232 - 9	63.79	2144	9.24	17	268.00
Cincinnati	8	150 - 252 - 9	59.52	1775	7.04	15	221.88
TCU	8	205 - 324 - 11	63.27	2316	7.15	18	289.50
Texas Tech	8	170 - 295 - 12	57.63	1851	6.27	17	231.38

PASS YARDS

Team	G	Comp-Att-Int	Pct.	Yds	Avg/A	TD	Avg/G
Oklahoma	8	193 - 267 - 4	72.28	2471	9.25	21	308.88
TCU	8	205 - 324 - 11	63.27	2316	7.15	18	289.50
Baylor	8	173 - 307 - 5	56.35	2232	7.27	7	279.00
Texas	8	174 - 250 - 4	69.60	2193	8.77	15	274.13
UCF	8	148 - 232 - 9	63.79	2144	9.24	17	268.00
Houston	8	193 - 302 - 5	63.91	2132	7.06	17	266.50
Oklahoma St.	8	180 - 310 - 6	58.06	1957	6.31	11	244.63
Kansas St.	8	160 - 246 - 7	65.04	1909	7.76	17	238.63
Texas Tech	8	170 - 295 - 12	57.63	1851	6.27	17	231.38
Kansas	8	133 - 202 - 5	65.84	1836	9.09	14	229.50
Cincinnati	8	150 - 252 - 9	59.52	1775	7.04	15	221.88
BYU	8	155 - 268 - 6	57.84	1755	6.55	13	219.38
Iowa St.	8	150 - 245 - 6	61.22	1719	7.02	13	214.88
West Virginia	8	112 - 205 - 4	54.63	1582	7.72	10	197.75

PASSING TDS

Team	G	Comp-Att-Int	Pct.	Yds	Avg/A	TD	Avg/G
Oklahoma	8	193 - 267 - 4	72.28	2471	9.25	21	308.88
TCU	8	205 - 324 - 11	63.27	2316	7.15	18	289.50
UCF	8	148 - 232 - 9	63.79	2144	9.24	17	268.00
Texas Tech	8	170 - 295 - 12	57.63	1851	6.27	17	231.38
Kansas St.	8	160 - 246 - 7	65.04	1909	7.76	17	238.63
Houston	8	193 - 302 - 5	63.91	2132	7.06	17	266.50
Texas	8	174 - 250 - 4	69.60	2193	8.77	15	274.13
Cincinnati	8	150 - 252 - 9	59.52	1775	7.04	15	221.88
Kansas	8	133 - 202 - 5	65.84	1836	9.09	14	229.50
Iowa St.	8	150 - 245 - 6	61.22	1719	7.02	13	214.88
BYU	8	155 - 268 - 6	57.84	1755	6.55	13	219.38
Oklahoma St.	8	180 - 310 - 6	58.06	1957	6.31	11	244.63
West Virginia	8	112 - 205 - 4	54.63	1582	7.72	10	197.75
Baylor	8	173 - 307 - 5	56.35	2232	7.27	7	279.00

FIELD GOALS

Team	G	Made	Att	Pct
West Virginia	8	9	10	90
Baylor	8	15	18	83.33
Kansas	8	9	11	81.82
BYU	8	8	10	80
Iowa St.	8	15	19	78.95
Cincinnati	8	11	14	78.57
Kansas St.	8	7	9	77.78
UCF	8	10	13	76.92
Oklahoma St.	8	18	24	75
Texas	8	13	18	72.22
Oklahoma	8	9	13	69.23
Texas Tech	8	8	12	66.67
TCU	8	11	17	64.71
Houston	8	5	10	50

PATS KICKS MADE

Team	G	Made	Att	Pct
Oklahoma	8	42	42	100
Kansas St.	8	36	38	94.74
Texas	8	33	33	100
UCF	8	31	31	100
Kansas	8	31	32	96.88
West Virginia	8	29	29	100
Texas Tech	8	28	28	100
TCU	8	28	29	96.55
Oklahoma St.	8	27	27	100
Houston	8	25	25	100
BYU	8	23	24	95.83
Cincinnati	8	21	21	100
Iowa St.	8	20	21	95.24
Baylor	8	11	12	91.67



**2023-24 Big 12 Football
Extended Team Leaders
All games**

FIELD GOALS ATTEMPTED

Team	G	Made	Att	Pct
Oklahoma St.	8	18	24	75
Iowa St.	8	15	19	78.95
Texas	8	13	18	72.22
Baylor	8	15	18	83.33
TCU	8	11	17	64.71
Cincinnati	8	11	14	78.57
UCF	8	10	13	76.92
Oklahoma	8	9	13	69.23
Texas Tech	8	8	12	66.67
Kansas	8	9	11	81.82
West Virginia	8	9	10	90
Houston	8	5	10	50
BYU	8	8	10	80
Kansas St.	8	7	9	77.78

NET YARDS PER PUNT

Team	G	No.	Yards	Avg/P	Ret.	Avg/R	TB	Net/P
Texas	8	20	968	48.40	35	4.38	2	44.65
Texas Tech	8	31	1495	48.23	40	5.71	5	43.71
Kansas	8	18	759	42.17	0	0.00	0	42.17
Cincinnati	8	30	1311	43.70	65	5.00	0	41.53
BYU	8	48	2336	48.67	297	14.14	3	41.23
Kansas St.	8	26	1100	42.31	16	8.00	1	40.92
West Virginia	8	30	1233	41.10	17	1.70	0	40.53
Oklahoma St.	8	40	1669	41.73	36	3.27	1	40.33
Houston	8	33	1380	41.82	22	3.14	2	39.94
Iowa St.	8	43	1883	43.79	49	4.90	6	39.86
Oklahoma	8	28	1122	40.07	10	1.25	2	38.29
TCU	8	24	983	40.96	48	6.86	1	38.13
Baylor	8	24	1038	43.25	137	15.22	1	36.71
UCF	8	22	882	40.09	144	16.00	1	32.64

FIELD GOALS MADE

Team	G	Made	Att	Pct
Oklahoma St.	8	18	24	75
Iowa St.	8	15	19	78.95
Baylor	8	15	18	83.33
Texas	8	13	18	72.22
TCU	8	11	17	64.71
Cincinnati	8	11	14	78.57
UCF	8	10	13	76.92
West Virginia	8	9	10	90
Oklahoma	8	9	13	69.23
Kansas	8	9	11	81.82
Texas Tech	8	8	12	66.67
BYU	8	8	10	80
Kansas St.	8	7	9	77.78
Houston	8	5	10	50

AVG YARDS PER PUNT

Team	G	No.	Yards	Avg/P	Ret.	Avg/R	TB	Net/P
BYU	8	48	2336	48.67	297	14.14	3	41.23
Iowa St.	8	43	1883	43.79	49	4.90	6	39.86
Oklahoma St.	8	40	1669	41.73	36	3.27	1	40.33
Houston	8	33	1380	41.82	22	3.14	2	39.94
Texas Tech	8	31	1495	48.23	40	5.71	5	43.71
West Virginia	8	30	1233	41.10	17	1.70	0	40.53
Cincinnati	8	30	1311	43.70	65	5.00	0	41.53
Oklahoma	8	28	1122	40.07	10	1.25	2	38.29
Kansas St.	8	26	1100	42.31	16	8.00	1	40.92
TCU	8	24	983	40.96	48	6.86	1	38.13
Baylor	8	24	1038	43.25	137	15.22	1	36.71
UCF	8	22	882	40.09	144	16.00	1	32.64
Texas	8	20	968	48.40	35	4.38	2	44.65
Kansas	8	18	759	42.17	0	0.00	0	42.17

PAT KICKING

Team	G	Made	Att	Pct
West Virginia	8	29	29	100
UCF	8	31	31	100
Texas Tech	8	28	28	100
Texas	8	33	33	100
Oklahoma St.	8	27	27	100
Oklahoma	8	42	42	100
Houston	8	25	25	100
Cincinnati	8	21	21	100
Kansas	8	31	32	96.88
TCU	8	28	29	96.55
BYU	8	23	24	95.83
Iowa St.	8	20	21	95.24
Kansas St.	8	36	38	94.74
Baylor	8	11	12	91.67

NUMBER OF PUNTS

Team	G	No.	Yards	Avg/P	Ret.	Avg/R	TB	Net/P
BYU	8	48	2336	48.67	297	14.14	3	41.23
Iowa St.	8	43	1883	43.79	49	4.90	6	39.86
Oklahoma St.	8	40	1669	41.73	36	3.27	1	40.33
Houston	8	33	1380	41.82	22	3.14	2	39.94
Texas Tech	8	31	1495	48.23	40	5.71	5	43.71
West Virginia	8	30	1233	41.10	17	1.70	0	40.53
Cincinnati	8	30	1311	43.70	65	5.00	0	41.53
Oklahoma	8	28	1122	40.07	10	1.25	2	38.29
Kansas St.	8	26	1100	42.31	16	8.00	1	40.92
TCU	8	24	983	40.96	48	6.86	1	38.13
Baylor	8	24	1038	43.25	137	15.22	1	36.71
UCF	8	22	882	40.09	144	16.00	1	32.64
Texas	8	20	968	48.40	35	4.38	2	44.65
Kansas	8	18	759	42.17	0	0.00	0	42.17



**2023-24 Big 12 Football
Extended Team Leaders
All games**

PAT KICK ATTEMPTS

Team	G	Made	Att	Pct
Oklahoma	8	42	42	100
Kansas St.	8	36	38	94.74
Texas	8	33	33	100
Kansas	8	31	32	96.88
UCF	8	31	31	100
West Virginia	8	29	29	100
TCU	8	28	29	96.55
Texas Tech	8	28	28	100
Oklahoma St.	8	27	27	100
Houston	8	25	25	100
BYU	8	23	24	95.83
Iowa St.	8	20	21	95.24
Cincinnati	8	21	21	100
Baylor	8	11	12	91.67

YARDS PUNTED

Team	G	No.	Yards	Avg/P	Ret.	Avg/R	TB	Net/P
BYU	8	48	2336	48.67	297	14.14	3	41.23
Iowa St.	8	43	1883	43.79	49	4.90	6	39.86
Oklahoma St.	8	40	1669	41.73	36	3.27	1	40.33
Texas Tech	8	31	1495	48.23	40	5.71	5	43.71
Houston	8	33	1380	41.82	22	3.14	2	39.94
Cincinnati	8	30	1311	43.70	65	5.00	0	41.53
West Virginia	8	30	1233	41.10	17	1.70	0	40.53
Oklahoma	8	28	1122	40.07	10	1.25	2	38.29
Kansas St.	8	26	1100	42.31	16	8.00	1	40.92
Baylor	8	24	1038	43.25	137	15.22	1	36.71
TCU	8	24	983	40.96	48	6.86	1	38.13
Texas	8	20	968	48.40	35	4.38	2	44.65
UCF	8	22	882	40.09	144	16.00	1	32.64
Kansas	8	18	759	42.17	0	0.00	0	42.17

PUNT RETURN AVG

Team	G	No	Yards	TD	Long	Avg.
Kansas	8	3	93	1	82	31
Texas Tech	8	8	174	1	43	21.75
Texas	8	14	232	2	74	16.57
Oklahoma	8	12	138	1	82	11.5
UCF	8	12	132	0	29	11
Baylor	8	10	100	0	41	10
TCU	8	8	78	1	30	9.75
West Virginia	8	15	138	0	20	9.2
Iowa St.	8	12	82	0	39	6.83
Houston	8	14	93	0	48	6.64
Kansas St.	8	11	72	0	29	6.55
Cincinnati	8	13	48	0	12	3.69
BYU	8	13	47	0	14	3.62
Oklahoma St.	8	7	7	0	13	1

KICK RETURNS

Team	G	No.	Yards	TD	Long	Avg.
Baylor	8	25	505	0	36	20.20
Houston	8	23	539	2	100	23.43
TCU	8	22	494	0	86	22.45
Texas Tech	8	19	494	1	100	26.00
Kansas	8	19	396	0	43	20.84
BYU	8	19	409	0	46	21.53
Oklahoma St.	8	15	297	0	35	19.80
Oklahoma	8	15	311	0	62	20.73
Texas	8	14	268	0	45	19.14
West Virginia	8	12	217	0	24	18.08
UCF	8	12	257	0	51	21.42
Kansas St.	8	11	213	0	36	19.36
Cincinnati	8	11	212	0	37	19.27
Iowa St.	8	7	204	0	72	29.14

PUNT RETURNS

Team	G	No	Yards	TD	Long	Avg.
West Virginia	8	15	138	0	20	9.2
Texas	8	14	232	2	74	16.57
Houston	8	14	93	0	48	6.64
Cincinnati	8	13	48	0	12	3.69
BYU	8	13	47	0	14	3.62
UCF	8	12	132	0	29	11
Oklahoma	8	12	138	1	82	11.5
Iowa St.	8	12	82	0	39	6.83
Kansas St.	8	11	72	0	29	6.55
Baylor	8	10	100	0	41	10
Texas Tech	8	8	174	1	43	21.75
TCU	8	8	78	1	30	9.75
Oklahoma St.	8	7	7	0	13	1
Kansas	8	3	93	1	82	31

KICK RETURN YARDS

Team	G	No.	Yards	TD	Long	Avg.
Houston	8	23	539	2	100	23.43
Baylor	8	25	505	0	36	20.20
Texas Tech	8	19	494	1	100	26.00
TCU	8	22	494	0	86	22.45
BYU	8	19	409	0	46	21.53
Kansas	8	19	396	0	43	20.84
Oklahoma	8	15	311	0	62	20.73
Oklahoma St.	8	15	297	0	35	19.80
Texas	8	14	268	0	45	19.14
UCF	8	12	257	0	51	21.42
West Virginia	8	12	217	0	24	18.08
Kansas St.	8	11	213	0	36	19.36
Cincinnati	8	11	212	0	37	19.27
Iowa St.	8	7	204	0	72	29.14



**2023-24 Big 12 Football
Extended Team Leaders
All games**

PUNT RETURN YARDS

Team	G	No	Yards	TD	Long	Avg.
Texas	8	14	232	2	74	16.57
Texas Tech	8	8	174	1	43	21.75
West Virginia	8	15	138	0	20	9.2
Oklahoma	8	12	138	1	82	11.5
UCF	8	12	132	0	29	11
Baylor	8	10	100	0	41	10
Kansas	8	3	93	1	82	31
Houston	8	14	93	0	48	6.64
Iowa St.	8	12	82	0	39	6.83
TCU	8	8	78	1	30	9.75
Kansas St.	8	11	72	0	29	6.55
Cincinnati	8	13	48	0	12	3.69
BYU	8	13	47	0	14	3.62
Oklahoma St.	8	7	7	0	13	1

KICK RETURN TDS

Team	G	No.	Yards	TD	Long	Avg.
Houston	8	23	539	2	100	23.43
Texas Tech	8	19	494	1	100	26.00
West Virginia	8	12	217	0	24	18.08
UCF	8	12	257	0	51	21.42
Texas	8	14	268	0	45	19.14
TCU	8	22	494	0	86	22.45
Oklahoma St.	8	15	297	0	35	19.80
Oklahoma	8	15	311	0	62	20.73
Kansas St.	8	11	213	0	36	19.36
Kansas	8	19	396	0	43	20.84
Iowa St.	8	7	204	0	72	29.14
Cincinnati	8	11	212	0	37	19.27
BYU	8	19	409	0	46	21.53
Baylor	8	25	505	0	36	20.20

PUNT RETURN TDS

Team	G	No	Yards	TD	Long	Avg.
Texas	8	14	232	2	74	16.57
Texas Tech	8	8	174	1	43	21.75
TCU	8	8	78	1	30	9.75
Oklahoma	8	12	138	1	82	11.5
Kansas	8	3	93	1	82	31
West Virginia	8	15	138	0	20	9.2
UCF	8	12	132	0	29	11
Oklahoma St.	8	7	7	0	13	1
Kansas St.	8	11	72	0	29	6.55
Iowa St.	8	12	82	0	39	6.83
Houston	8	14	93	0	48	6.64
Cincinnati	8	13	48	0	12	3.69
BYU	8	13	47	0	14	3.62
Baylor	8	10	100	0	41	10

KICKOFF RETURNS

Team	G	No	Yards	TD	Long	Avg.
Texas Tech	8	45	1878	1	100	41.73
Texas	8	54	2241	0	45	41.5
Iowa St.	8	43	1745	0	72	40.58
Oklahoma	8	58	2353	0	62	40.57
Oklahoma St.	8	52	2105	0	35	40.48
Baylor	8	41	1650	0	36	40.24
BYU	8	41	1649	0	46	40.22
Kansas	8	55	2183	0	43	39.69
Kansas St.	8	54	2109	0	36	39.06
UCF	8	49	1909	0	51	38.96
West Virginia	8	46	1789	0	24	38.89
Houston	8	36	1373	2	100	38.14
TCU	8	47	1758	0	86	37.4
Cincinnati	8	43	1606	0	37	37.35



**2023-24 Big 12 Football
Extended Team Leaders
All games**

INTERCEPTION RETURN AVG

Team	G	No.	Yards	TD	Long	Avg.
Texas	8	9	165	1	45	18.33
Texas Tech	8	5	82	1	54	16.40
BYU	8	12	195	1	42	16.25
West Virginia	8	9	146	0	40	16.22
TCU	8	6	89	1	53	14.83
UCF	8	5	73	0	42	14.60
Kansas	8	8	109	2	37	13.63
Oklahoma St.	8	8	105	1	35	13.13
Oklahoma	8	14	148	2	44	10.57
Houston	8	7	72	0	35	10.29
Cincinnati	8	4	39	0	33	9.75
Iowa St.	8	13	116	1	58	8.92
Kansas St.	8	7	51	0	17	7.29
Baylor	8	5	8	0	5	1.60

FUMBLE RETURNS

Team	G	No.	Yards	TD	Long	Avg.
West Virginia	8	2	0	0	0	0.00
UCF	8	2	87	1	87	43.50
Texas Tech	8	3	0	0	0	0.00
Texas	8	4	0	0	0	0.00
TCU	8	3	14	0	9	4.67
Oklahoma St.	8	4	25	0	25	6.25
Oklahoma	8	4	0	0	0	0.00
Kansas St.	8	3	0	0	0	0.00
Kansas	8	4	28	1	22	7.00
Iowa St.	8	1	0	0	0	0.00
Houston	8	4	0	0	0	0.00
Cincinnati	8	5	0	0	0	0.00
BYU	8	6	0	1	0	0.00
Baylor	8	8	87	2	72	10.88

INTERCEPTION RETURNS

Team	G	No.	Yards	TD	Long	Avg.
Oklahoma	8	14	148	2	44	10.57
Iowa St.	8	13	116	1	58	8.92
BYU	8	12	195	1	42	16.25
West Virginia	8	9	146	0	40	16.22
Texas	8	9	165	1	45	18.33
Oklahoma St.	8	8	105	1	35	13.13
Kansas	8	8	109	2	37	13.63
Kansas St.	8	7	51	0	17	7.29
Houston	8	7	72	0	35	10.29
TCU	8	6	89	1	53	14.83
UCF	8	5	73	0	42	14.60
Texas Tech	8	5	82	1	54	16.40
Baylor	8	5	8	0	5	1.60
Cincinnati	8	4	39	0	33	9.75

FUMBLE RETURN YARDS

Team	G	No.	Yards	TD	Long	Avg.
UCF	8	2	87	1	87	43.50
Baylor	8	8	87	2	72	10.88
Kansas	8	4	28	1	22	7.00
Oklahoma St.	8	4	25	0	25	6.25
TCU	8	3	14	0	9	4.67
West Virginia	8	2	0	0	0	0.00
Texas Tech	8	3	0	0	0	0.00
Texas	8	4	0	0	0	0.00
Oklahoma	8	4	0	0	0	0.00
Kansas St.	8	3	0	0	0	0.00
Iowa St.	8	1	0	0	0	0.00
Houston	8	4	0	0	0	0.00
Cincinnati	8	5	0	0	0	0.00
BYU	8	6	0	1	0	0.00

INTERCEPTION RET YARDS

Team	G	No.	Yards	TD	Long	Avg.
BYU	8	12	195	1	42	16.25
Texas	8	9	165	1	45	18.33
Oklahoma	8	14	148	2	44	10.57
West Virginia	8	9	146	0	40	16.22
Iowa St.	8	13	116	1	58	8.92
Kansas	8	8	109	2	37	13.63
Oklahoma St.	8	8	105	1	35	13.13
TCU	8	6	89	1	53	14.83
Texas Tech	8	5	82	1	54	16.40
UCF	8	5	73	0	42	14.60
Houston	8	7	72	0	35	10.29
Kansas St.	8	7	51	0	17	7.29
Cincinnati	8	4	39	0	33	9.75
Baylor	8	5	8	0	5	1.60

FUMBLE RETURN TDS

Team	G	No.	Yards	TD	Long	Avg.
Baylor	8	8	87	2	72	10.88
UCF	8	2	87	1	87	43.50
Kansas	8	4	28	1	22	7.00
BYU	8	6	0	1	0	0.00
West Virginia	8	2	0	0	0	0.00
Texas Tech	8	3	0	0	0	0.00
Texas	8	4	0	0	0	0.00
TCU	8	3	14	0	9	4.67
Oklahoma St.	8	4	25	0	25	6.25
Oklahoma	8	4	0	0	0	0.00
Kansas St.	8	3	0	0	0	0.00
Iowa St.	8	1	0	0	0	0.00
Houston	8	4	0	0	0	0.00
Cincinnati	8	5	0	0	0	0.00



**2023-24 Big 12 Football
Extended Team Leaders
All games**

INTERCEPTION RETURN TDS

Team	G	No.	Yards	TD	Long	Avg.
Oklahoma	8	14	148	2	44	10.57
Kansas	8	8	109	2	37	13.63
Texas Tech	8	5	82	1	54	16.40
Texas	8	9	165	1	45	18.33
TCU	8	6	89	1	53	14.83
Oklahoma St.	8	8	105	1	35	13.13
Iowa St.	8	13	116	1	58	8.92
BYU	8	12	195	1	42	16.25
West Virginia	8	9	146	0	40	16.22
UCF	8	5	73	0	42	14.60
Kansas St.	8	7	51	0	17	7.29
Houston	8	7	72	0	35	10.29
Cincinnati	8	4	39	0	33	9.75
Baylor	8	5	8	0	5	1.60

FUMBLE RECOVERED

Team	G	No.	Yards	TD	Long	Avg.
Baylor	8	8	87	2	72	10.88
BYU	8	6	0	1	0	0.00
Cincinnati	8	5	0	0	0	0.00
Texas	8	4	0	0	0	0.00
Oklahoma St.	8	4	25	0	25	6.25
Oklahoma	8	4	0	0	0	0.00
Kansas	8	4	28	1	22	7.00
Houston	8	4	0	0	0	0.00
Texas Tech	8	3	0	0	0	0.00
TCU	8	3	14	0	9	4.67
Kansas St.	8	3	0	0	0	0.00
West Virginia	8	2	0	0	0	0.00
UCF	8	2	87	1	87	43.50
Iowa St.	8	1	0	0	0	0.00

FUMBLE RETURN AVG

Team	G	No.	Yards	TD	Long	Avg.
UCF	8	2	87	1	87	43.50
Baylor	8	8	87	2	72	10.88
Kansas	8	4	28	1	22	7.00
Oklahoma St.	8	4	25	0	25	6.25
TCU	8	3	14	0	9	4.67
West Virginia	8	2	0	0	0	0.00
Texas Tech	8	3	0	0	0	0.00
Texas	8	4	0	0	0	0.00
Oklahoma	8	4	0	0	0	0.00
Kansas St.	8	3	0	0	0	0.00
Iowa St.	8	1	0	0	0	0.00
Houston	8	4	0	0	0	0.00
Cincinnati	8	5	0	0	0	0.00
BYU	8	6	0	1	0	0.00

TURNOVER MARGIN

Team	Lost				Gained			Margin	Per/G
	G	Fum	Int	Tot	Fum	Int	Tot		
Oklahoma	8	4	4	8	4	14	18	10	1.25
BYU	8	4	6	10	6	12	18	8	1.00
Iowa St.	8	1	6	7	1	13	14	7	0.88
Texas	8	5	4	9	4	9	13	4	0.50
Houston	8	2	5	7	4	7	11	4	0.50
Oklahoma St.	8	3	6	9	4	8	12	3	0.38
Baylor	8	5	5	10	8	5	13	3	0.38
Kansas St.	8	1	7	8	3	7	10	2	0.25
Kansas	8	5	5	10	4	8	12	2	0.25
West Virginia	8	6	4	10	2	9	11	1	0.13
TCU	8	2	11	13	3	6	9	-4	-0.50
Cincinnati	8	4	9	13	5	4	9	-4	-0.50
UCF	8	5	9	14	2	5	7	-7	-0.88
Texas Tech	8	4	12	16	3	5	8	-8	-1.00

FIRST DOWNS

Team	G	Rush	Pass	Pen	Total	Avg/G
Oklahoma	8	82	110	21	213	26.63
TCU	8	85	113	6	204	25.5
Kansas St.	8	99	84	11	194	24.25
UCF	8	93	86	12	191	23.88
Cincinnati	8	87	87	9	183	22.88
Kansas	8	81	86	14	181	22.63
Texas Tech	8	81	86	13	180	22.5
Texas	8	70	100	7	177	22.13
West Virginia	8	93	63	17	173	21.63
Oklahoma St.	8	65	90	8	163	20.38
Houston	8	53	97	12	162	20.25
Baylor	8	55	95	9	159	19.88
BYU	8	38	79	14	131	16.38
Iowa St.	8	48	74	8	130	16.25

3RD-DOWN CONVERSIONS

Team	G	Conv.	Att.	Pct.
Kansas St.	8	61	111	54.95
UCF	8	50	101	49.5
Kansas	8	43	87	49.43
Oklahoma	8	51	107	47.66
TCU	8	53	120	44.17
West Virginia	8	49	114	42.98
Texas Tech	8	51	121	42.15
Cincinnati	8	52	124	41.94
Texas	8	43	106	40.57
Houston	8	45	112	40.18
Oklahoma St.	8	49	125	39.2
Baylor	8	45	121	37.19
Iowa St.	8	41	117	35.04
BYU	8	31	107	28.97



**2023-24 Big 12 Football
Extended Team Leaders
All games**

1ST DOWNS RUSHING

Team	G	Rush	Pass	Pen	Total	Avg/G
Kansas St.	8	99	84	11	194	24.25
West Virginia	8	93	63	17	173	21.63
UCF	8	93	86	12	191	23.88
Cincinnati	8	87	87	9	183	22.88
TCU	8	85	113	6	204	25.5
Oklahoma	8	82	110	21	213	26.63
Texas Tech	8	81	86	13	180	22.5
Kansas	8	81	86	14	181	22.63
Texas	8	70	100	7	177	22.13
Oklahoma St.	8	65	90	8	163	20.38
Baylor	8	55	95	9	159	19.88
Houston	8	53	97	12	162	20.25
Iowa St.	8	48	74	8	130	16.25
BYU	8	38	79	14	131	16.38

OPT 3RD-DN CONVERT

Team	G	Conv.	Att.	Pct.
Texas	8	30	108	27.78
Oklahoma	8	34	119	28.57
Kansas St.	8	33	114	28.95
Iowa St.	8	39	117	33.33
Cincinnati	8	38	105	36.19
West Virginia	8	40	107	37.38
TCU	8	47	120	39.17
Texas Tech	8	47	119	39.5
Kansas	8	42	100	42
Oklahoma St.	8	50	119	42.02
Baylor	8	48	109	44.04
BYU	8	52	117	44.44
UCF	8	53	116	45.69
Houston	8	53	111	47.75

1ST DOWNS PASSING

Team	G	Rush	Pass	Pen	Total	Avg/G
TCU	8	85	113	6	204	25.5
Oklahoma	8	82	110	21	213	26.63
Texas	8	70	100	7	177	22.13
Houston	8	53	97	12	162	20.25
Baylor	8	55	95	9	159	19.88
Oklahoma St.	8	65	90	8	163	20.38
Cincinnati	8	87	87	9	183	22.88
UCF	8	93	86	12	191	23.88
Texas Tech	8	81	86	13	180	22.5
Kansas	8	81	86	14	181	22.63
Kansas St.	8	99	84	11	194	24.25
BYU	8	38	79	14	131	16.38
Iowa St.	8	48	74	8	130	16.25
West Virginia	8	93	63	17	173	21.63

4TH-DOWN CONVERSIONS

Team	G	Conv.	Att.	Pct.
Iowa St.	8	9	11	81.82
Oklahoma	8	9	12	75
Texas Tech	8	18	27	66.67
Oklahoma St.	8	6	9	66.67
Texas	8	13	21	61.9
UCF	8	8	13	61.54
BYU	8	8	15	53.33
West Virginia	8	12	23	52.17
TCU	8	12	23	52.17
Baylor	8	13	30	43.33
Cincinnati	8	9	23	39.13
Kansas St.	8	4	11	36.36
Kansas	8	3	11	27.27
Houston	8	4	19	21.05

1ST DOWNS BY PENALTY

Team	G	Rush	Pass	Pen	Total	Avg/G
Oklahoma	8	82	110	21	213	26.63
West Virginia	8	93	63	17	173	21.63
Kansas	8	81	86	14	181	22.63
BYU	8	38	79	14	131	16.38
Texas Tech	8	81	86	13	180	22.5
UCF	8	93	86	12	191	23.88
Houston	8	53	97	12	162	20.25
Kansas St.	8	99	84	11	194	24.25
Cincinnati	8	87	87	9	183	22.88
Baylor	8	55	95	9	159	19.88
Oklahoma St.	8	65	90	8	163	20.38
Iowa St.	8	48	74	8	130	16.25
Texas	8	70	100	7	177	22.13
TCU	8	85	113	6	204	25.5

OPP 4TH-DN CONVERT

Team	G	Conv.	Att.	Pct.
Oklahoma St.	8	3	16	18.75
TCU	8	6	19	31.58
BYU	8	5	15	33.33
Kansas St.	8	9	22	40.91
Texas Tech	8	7	16	43.75
Texas	8	8	18	44.44
West Virginia	8	8	16	50
Kansas	8	7	13	53.85
Oklahoma	8	11	20	55
Baylor	8	9	16	56.25
Iowa St.	8	12	21	57.14
Cincinnati	8	8	12	66.67
UCF	8	7	10	70
Houston	8	11	15	73.33



**2023-24 Big 12 Football
Extended Team Leaders
All games**

OPPONENT 1ST DOWNS

Team	G	Rush	Pass	Pen	Total	Avg/G
Texas	8	46	81	11	138	17.25
Kansas St.	8	42	86	13	141	17.63
Iowa St.	8	60	76	13	149	18.63
Cincinnati	8	54	78	17	149	18.63
Baylor	8	73	75	3	151	18.88
Oklahoma St.	8	71	75	7	153	19.13
Oklahoma	8	59	81	16	156	19.5
West Virginia	8	65	84	9	158	19.75
Texas Tech	8	66	78	15	159	19.88
TCU	8	66	76	17	159	19.88
BYU	8	65	90	6	161	20.13
Kansas	8	63	92	11	166	20.75
Houston	8	83	88	8	179	22.38
UCF	8	88	79	15	182	22.75



**2023-24 Big 12 Football
Extended Team Leaders
All games**

SACKS BY

Team	G	No.	Yards	Avg/G
TCU	8	20	138	2.5
Texas	8	19	120	2.38
Kansas St.	8	19	139	2.38
Kansas	8	19	107	2.38
UCF	8	18	148	2.25
Oklahoma St.	8	18	98	2.25
Oklahoma	8	17	100	2.13
Cincinnati	8	17	110	2.13
Texas Tech	8	16	99	2
West Virginia	8	15	99	1.88
Baylor	8	15	88	1.88
Iowa St.	8	14	90	1.75
Houston	8	14	73	1.75
BYU	8	8	77	1

KICKOFF COVERAGE

Team	G	No	Yards	Avg.	Ret.	TB	NetAvg
Texas Tech	8	45	2882	64.04	279	29	36.96
Texas	8	54	3455	63.98	285	30	44.48
Iowa St.	8	43	2720	63.26	333	24	43.74
Oklahoma	8	58	3618	62.38	275	32	42.62
Oklahoma St.	8	52	3244	62.38	182	28	42.54
Baylor	8	41	2543	62.02	270	17	36.78
BYU	8	41	2628	64.1	245	28	36.2
Kansas	8	55	3449	62.71	159	42	35.78
Kansas St.	8	54	3346	61.96	416	25	44.5
UCF	8	49	2962	60.45	369	25	41.02
West Virginia	8	46	2900	63.04	509	20	47.46
Houston	8	36	2249	62.47	442	15	36.11
TCU	8	47	2880	61.28	389	27	35.66
Cincinnati	8	43	2594	60.33	401	19	43.53

SACKS AGAINST

Team	G	No.	Yards	Avg/G
Iowa St.	8	6	24	0.75
West Virginia	8	9	53	1.13
Oklahoma	8	9	53	1.13
Oklahoma St.	8	10	68	1.25
Kansas	8	10	80	1.25
Kansas St.	8	11	66	1.38
BYU	8	12	91	1.5
TCU	8	14	71	1.75
Cincinnati	8	15	85	1.88
Texas Tech	8	16	112	2
UCF	8	17	141	2.13
Texas	8	18	113	2.25
Houston	8	19	119	2.38
Baylor	8	23	177	2.88

RED ZONE OFFENSE

Team	G	Scores	Pct.	TDs	(R-P)	FGs	TurnO
Kansas St.	8	37 - 40	92.50	33	21 - 12	4 - 5	2
Iowa St.	8	19 - 21	90.48	12	5 - 7	7 - 9	0
Oklahoma St.	8	31 - 35	88.57	19	11 - 8	12 - 15	1
BYU	8	23 - 26	88.46	16	8 - 8	7 - 8	2
Kansas	8	30 - 34	88.24	23	15 - 8	7 - 9	1
Oklahoma	8	37 - 43	86.05	29	19 - 10	8 - 11	3
West Virginia	8	29 - 35	82.86	23	20 - 3	6 - 6	5
Texas Tech	8	27 - 33	81.82	22	10 - 12	5 - 5	5
UCF	8	25 - 31	80.65	20	13 - 7	5 - 6	4
Texas	8	26 - 33	78.79	16	10 - 6	10 - 12	5
Baylor	8	26 - 34	76.47	14	10 - 4	12 - 13	6
Houston	8	21 - 28	75.00	18	8 - 10	3 - 3	5
Cincinnati	8	20 - 28	71.43	12	7 - 5	8 - 11	5
TCU	8	21 - 32	65.63	15	6 - 9	6 - 6	10

PENALTIES

Team	G	No.	Yards	Avg/G
Baylor	8	32	193	24.13
BYU	8	37	285	35.63
Kansas	8	34	309	38.63
Iowa St.	8	37	324	40.5
Kansas St.	8	37	336	42
West Virginia	8	36	341	42.63
Texas	8	42	344	43
Oklahoma St.	8	43	344	43
Houston	8	45	416	52
Texas Tech	8	43	424	53
TCU	8	52	434	54.25
UCF	8	53	439	54.88
Cincinnati	8	47	445	55.63
Oklahoma	8	56	479	59.88

RED ZONE DEFENSE

Team	G	Scores	Pct.	TDs	(R-P)	FGs	TurnO
Texas	8	15 - 22	68.18	6	3 - 3	9 - 9	5
BYU	8	18 - 25	72.00	12	4 - 8	6 - 6	6
Oklahoma St.	8	13 - 18	72.22	10	7 - 3	3 - 5	3
Oklahoma	8	15 - 20	75.00	8	4 - 4	7 - 9	3
Iowa St.	8	19 - 24	79.17	13	6 - 7	6 - 7	3
Baylor	8	23 - 29	79.31	19	12 - 7	4 - 6	3
Kansas St.	8	16 - 20	80.00	6	5 - 1	10 - 11	2
UCF	8	29 - 36	80.56	21	18 - 3	8 - 13	1
TCU	8	22 - 27	81.48	14	9 - 5	8 - 8	5
West Virginia	8	21 - 25	84.00	14	6 - 8	7 - 9	2
Cincinnati	8	28 - 32	87.50	18	7 - 11	10 - 12	2
Texas Tech	8	25 - 28	89.29	16	8 - 8	9 - 9	2
Houston	8	27 - 30	90.00	24	17 - 7	3 - 3	3
Kansas	8	32 - 33	96.97	23	15 - 8	9 - 9	1



OPPONENT PENALTIES

Team	G	No.	Yards	Avg/G
BYU	8	62	527	65.88
West Virginia	8	49	431	53.88
Houston	8	46	422	52.75
Oklahoma	8	52	396	49.5
Kansas St.	8	44	390	48.75
Kansas	8	41	355	44.38
Texas Tech	8	39	341	42.63
Oklahoma St.	8	42	332	41.5
Baylor	8	37	327	40.88
Cincinnati	8	45	302	37.75
TCU	8	38	280	35
UCF	8	32	279	34.88
Texas	8	33	251	31.38
Iowa St.	8	29	240	30

TIME OF POSSESSION

Team	G	Total possession	Avg/G
West Virginia	8	269:53	33:44
Kansas St.	8	258:34	32:19
Cincinnati	8	255:53	31:59
Baylor	8	250:32	31:19
Kansas	8	244:41	30:35
Iowa St.	8	244:23	30:33
Texas	8	242:34	30:19
Oklahoma	8	238:30	29:49
Oklahoma St.	8	234:24	29:18
BYU	8	231:41	28:58
Houston	8	231:11	28:54
UCF	8	222:14	27:47
TCU	8	219:52	27:29
Texas Tech	8	219:25	27:26



**2023-24 Big 12 Football
Conference Individual Game Highs
All games**

INDIVIDUAL PLAYER GAME HIGHS

Points scored	
30	Avery Johnson (Kansas St.) at Texas Tech (10/14/2023)
24	Ollie Gordon (Oklahoma St.) at West Virginia (10/21/2023)
24	DJ Giddens (Kansas St.) vs UCF (09/23/2023)
Touchdowns	
5	Avery Johnson (Kansas St.) at Texas Tech (10/14/2023)
4	Ollie Gordon (Oklahoma St.) at West Virginia (10/21/2023)
4	DJ Giddens (Kansas St.) vs UCF (09/23/2023)
TD responsibility	
7	Emory Jones (Cincinnati) vs Eastern Ky. (09/02/2023) [2r,5p]
Points scored kicking	
17	Alex Hale (Oklahoma St.) vs Kansas St. (10/06/2023) [5fg,2pat]
Total offense yards	
465	Josh Hoover (TCU) vs BYU (10/14/2023) [26r,439p]
438	Garrett Greene (West Virginia) at Houston (10/12/2023) [47r,391p]
Total offense plays	
62	Tyler Shough (Texas Tech) at Wyoming (09/02/2023) [15r,47p]
61	Tyler Shough (Texas Tech) vs Oregon (09/09/2023) [23r,38p]
Total offense yards/play	
39	Xavier Townsend (UCF) at Boise St. (09/09/2023) [39-1]
35	Xavier Worthy (Texas) at Baylor (09/23/2023) [35-1]
Rushing yards	
282	Ollie Gordon (Oklahoma St.) at West Virginia (10/21/2023)
271	Ollie Gordon (Oklahoma St.) vs Cincinnati (10/28/2023)
Rushing attempts	
31	Tahj Brooks (Texas Tech) at Baylor (10/07/2023)
30	Tahj Brooks (Texas Tech) at BYU (10/21/2023)
30	DJ Giddens (Kansas St.) vs UCF (09/23/2023)
Yards per rush	
54	Jake Strong (Texas Tech) vs Kansas St. (10/14/2023) [54-1]
39	Xavier Townsend (UCF) at Boise St. (09/09/2023) [39-1]
Rushing TDs	
5	Avery Johnson (Kansas St.) at Texas Tech (10/14/2023)
4	Ollie Gordon (Oklahoma St.) at West Virginia (10/21/2023)
4	DJ Giddens (Kansas St.) vs UCF (09/23/2023)
Longest rush	
79	Johnny Richardson (UCF) vs Baylor (09/30/2023)
75	Ollie Gordon (Oklahoma St.) vs Cincinnati (10/28/2023)
75	Devin Neal (Kansas) vs UCF (10/07/2023)
Passing yards	
439	Josh Hoover (TCU) vs BYU (10/14/2023)
421	Dillon Gabriel (Oklahoma) at Tulsa (09/16/2023)
Passing attempts	
58	Josh Hoover (TCU) vs BYU (10/14/2023)
51	Kedon Slovis (BYU) at Kansas (09/23/2023)
Passing TDs	
5	Jason Bean (Kansas) at Oklahoma St. (10/14/2023)
5	Dillon Gabriel (Oklahoma) at Tulsa (09/16/2023)
5	Emory Jones (Cincinnati) vs Eastern Ky. (09/02/2023)
Longest pass	
86	John Rhys Plumlee (UCF) at Oklahoma (10/21/2023)
75	Rocco Becht (Iowa St.) at Cincinnati (10/14/2023)



**2023-24 Big 12 Football
Conference Individual Game Highs
All games**

Passes completed	
37	Josh Hoover (TCU) vs BYU (10/14/2023)
32	Donovan Smith (Houston) vs Texas (10/21/2023)
Had intercepted	
3	John Rhys Plumlee (UCF) vs West Virginia (10/28/2023)
3	Jake Strong (Texas Tech) at BYU (10/21/2023)
3	Jake Strong (Texas Tech) vs Kansas St. (10/14/2023)
3	Will Howard (Kansas St.) at Oklahoma St. (10/06/2023)
3	Tyler Shough (Texas Tech) vs Oregon (09/09/2023)
Pass completion pct	
100	Nicco Marchiol (West Virginia) at UCF (10/28/2023) [1-1]
100	Jake Rubley (Kansas St.) vs Houston (10/28/2023) [1-1]
100	Ryan Sanborn (Texas) at Houston (10/21/2023) [1-1]
100	Grant Tisdale (TCU) vs BYU (10/14/2023) [1-1]
100	Savion Red (Texas) vs Oklahoma (N) (10/07/2023) [1-1]
100	Brennan Presley (Oklahoma St.) vs Kansas St. (10/06/2023) [1-1]
100	J.J. Kohl (Iowa St.) at Oklahoma (09/30/2023) [4-4]
100	LJ Martin (BYU) vs Cincinnati (09/29/2023) [1-1]
100	Xavier Worthy (Texas) at Baylor (09/23/2023) [1-1]
100	Traylon Ray (West Virginia) vs Texas Tech (09/23/2023) [1-1]
100	Parker Kingston (BYU) at Arkansas (09/16/2023) [1-1]
100	Braden Smith (Cincinnati) at Pittsburgh (09/09/2023) [1-1]
100	Treshaun Ward (Kansas St.) vs Southeast Mo. St. (09/02/2023) [1-1]
100	Brady Lichtenberg (Cincinnati) vs Eastern Ky. (09/02/2023) [4-4]
100	Jackson Arnold (Oklahoma) vs Arkansas St. (09/02/2023) [11-11]
Pass yards/attempt	
37	Parker Kingston (BYU) at Arkansas (09/16/2023) [37-1]
35	Xavier Worthy (Texas) at Baylor (09/23/2023) [35-1]
Pass yards/catch	
58	Ui Ale (Houston) vs Sam Houston (09/23/2023) [58-1]
37	Parker Kingston (BYU) at Arkansas (09/16/2023) [37-1]
Receiving yards	
177	Hudson Clement (West Virginia) vs Duquesne (09/09/2023)
172	Jayden Higgins (Iowa St.) at Cincinnati (10/14/2023)
Receptions	
12	Xzavier Henderson (Cincinnati) vs Miami (OH) (09/16/2023)
10	Myles Price (Texas Tech) at Baylor (10/07/2023)
10	Jordan Whittington (Texas) vs Oklahoma (N) (10/07/2023)
10	Adonai Mitchell (Texas) vs Kansas (09/30/2023)
10	Samuel Brown (Houston) at Texas Tech (09/30/2023)
Yards per catch	
122	Ollie Gordon (Oklahoma St.) vs Kansas (10/14/2023) [6-116]
101	Jalil Farooq (Oklahoma) at Tulsa (09/16/2023) [6-126]
Receiving TDs	
3	Nic Anderson (Oklahoma) at Tulsa (09/16/2023)
3	Hudson Clement (West Virginia) vs Duquesne (09/09/2023)
Longest reception	
86	Javon Baker (UCF) at Oklahoma (10/21/2023)
75	Jayden Higgins (Iowa St.) at Cincinnati (10/14/2023)
Field goal attempts	
6	Alex Hale (Oklahoma St.) vs Kansas St. (10/06/2023)
5	Alex Hale (Oklahoma St.) vs Kansas (10/14/2023)
5	Griffin Kell (TCU) at Houston (09/16/2023)
5	Gino Garcia (Texas Tech) at Wyoming (09/02/2023)
Field goals made	



**2023-24 Big 12 Football
Conference Individual Game Highs
All games**

5	Alex Hale (Oklahoma St.) vs Kansas St. (10/06/2023)
4	Isaiah Hankins (Baylor) at Cincinnati (10/21/2023)
4	Alex Hale (Oklahoma St.) vs Kansas (10/14/2023)
4	Colton Boomer (UCF) at Boise St. (09/09/2023)
Longest field goal	
57	Griffin Kell (TCU) vs Nicholls (09/09/2023)
56	Chase Contreras (Iowa St.) vs UNI (09/02/2023)
Field goal pct	
100	Will Ferrin (BYU) at Texas (10/28/2023) [2-2]
100	Chase Contreras (Iowa St.) at Baylor (10/28/2023) [3-3]
100	Michael Hayes (West Virginia) at UCF (10/28/2023) [2-2]
100	Griffin Kell (TCU) at Kansas St. (10/21/2023) [1-1]
100	Chris Tennant (Kansas St.) vs TCU (10/21/2023) [2-2]
100	Will Ferrin (BYU) vs Texas Tech (10/21/2023) [2-2]
100	Michael Hayes (West Virginia) vs Oklahoma St. (10/21/2023) [2-2]
100	Jack Martin (Houston) vs Texas (10/21/2023) [1-1]
100	Bert Auburn (Texas) at Houston (10/21/2023) [1-1]
100	Isaiah Hankins (Baylor) at Cincinnati (10/21/2023) [4-4]
100	Colton Boomer (UCF) at Oklahoma (10/21/2023) [3-3]
100	Chris Tennant (Kansas St.) at Texas Tech (10/14/2023) [1-1]
100	Griffin Kell (TCU) vs BYU (10/14/2023) [3-3]
100	Will Ferrin (BYU) at TCU (10/14/2023) [1-1]
100	Chase Contreras (Iowa St.) at Cincinnati (10/14/2023) [3-3]
100	Carter Brown (Cincinnati) vs Iowa St. (10/14/2023) [1-1]
100	Michael Hayes (West Virginia) at Houston (10/12/2023) [1-1]
100	Gino Garcia (Texas Tech) at Baylor (10/07/2023) [1-1]
100	Isaiah Hankins (Baylor) vs Texas Tech (10/07/2023) [2-2]
100	Bert Auburn (Texas) vs Oklahoma (N) (10/07/2023) [3-3]
100	Chase Contreras (Iowa St.) at Oklahoma (09/30/2023) [2-2]
100	Carter Brown (Cincinnati) at BYU (09/29/2023) [2-2]
100	Isaiah Hankins (Baylor) vs Texas (09/23/2023) [2-2]
100	Michael Hayes (West Virginia) vs Texas Tech (09/23/2023) [2-2]
100	Gino Garcia (Texas Tech) at West Virginia (09/23/2023) [2-2]
100	Alex Hale (Oklahoma St.) at Iowa St. (09/23/2023) [2-2]
100	Chase Contreras (Iowa St.) vs Oklahoma St. (09/23/2023) [2-2]
100	Seth Keller (Kansas) vs BYU (09/23/2023) [1-1]
100	Will Ferrin (BYU) at Kansas (09/23/2023) [2-2]
100	Zach Schmit (Oklahoma) at Cincinnati (09/23/2023) [2-2]
100	Griffin Kell (TCU) vs SMU (09/23/2023) [2-2]
100	Seth Keller (Kansas) at Nevada (09/16/2023) [1-1]
100	Michael Hayes (West Virginia) vs Pittsburgh (09/16/2023) [1-1]
100	Bert Auburn (Texas) vs Wyoming (09/16/2023) [1-1]
100	Colton Boomer (UCF) vs Villanova (09/16/2023) [2-2]
100	Gino Garcia (Texas Tech) vs Tarleton St. (09/16/2023) [2-2]
100	Zach Schmit (Oklahoma) at Tulsa (09/16/2023) [1-1]
100	Griffin Kell (TCU) vs Nicholls (09/09/2023) [2-2]
100	Carter Brown (Cincinnati) at Pittsburgh (09/09/2023) [2-2]
100	Colton Boomer (UCF) at Boise St. (09/09/2023) [4-4]
100	Seth Keller (Kansas) vs Illinois (09/08/2023) [2-2]
100	Alex Hale (Oklahoma St.) vs Central Ark. (09/02/2023) [2-2]
100	Chris Tennant (Kansas St.) vs Southeast Mo. St. (09/02/2023) [1-1]
100	Carter Brown (Cincinnati) vs Eastern Ky. (09/02/2023) [1-1]
100	Chase Contreras (Iowa St.) vs UNI (09/02/2023) [1-1]
100	Zach Schmit (Oklahoma) vs Arkansas St. (09/02/2023) [1-1]
100	Seth Keller (Kansas) vs Missouri St. (09/01/2023) [2-2]
PAT kicks attempted	



**2023-24 Big 12 Football
Conference Individual Game Highs
All games**

9	Zach Schmit (Oklahoma) at Tulsa (09/16/2023)
9	Carter Brown (Cincinnati) vs Eastern Ky. (09/02/2023)
PAT kicks made	
9	Zach Schmit (Oklahoma) at Tulsa (09/16/2023)
9	Carter Brown (Cincinnati) vs Eastern Ky. (09/02/2023)
PAT kicks pct	
100	Alex Hale (Oklahoma St.) vs Cincinnati (10/28/2023) [6-6]
100	Carter Brown (Cincinnati) at Oklahoma St. (10/28/2023) [1-1]
100	Bert Auburn (Texas) vs BYU (10/28/2023) [5-5]
100	Chase Contreras (Iowa St.) at Baylor (10/28/2023) [3-3]
100	Michael Hayes (West Virginia) at UCF (10/28/2023) [5-5]
100	Colton Boomer (UCF) vs West Virginia (10/28/2023) [4-4]
100	Chris Tennant (Kansas St.) vs Houston (10/28/2023) [5-5]
100	Zach Schmit (Oklahoma) at Kansas (10/28/2023) [3-3]
100	Seth Keller (Kansas) vs Oklahoma (10/28/2023) [2-2]
100	Chris Tennant (Kansas St.) vs TCU (10/21/2023) [5-5]
100	Gino Garcia (Texas Tech) at BYU (10/21/2023) [2-2]
100	Will Ferrin (BYU) vs Texas Tech (10/21/2023) [3-3]
100	Alex Hale (Oklahoma St.) at West Virginia (10/21/2023) [6-6]
100	Michael Hayes (West Virginia) vs Oklahoma St. (10/21/2023) [4-4]
100	Bert Auburn (Texas) at Houston (10/21/2023) [4-4]
100	Jack Martin (Houston) vs Texas (10/21/2023) [3-3]
100	Carter Brown (Cincinnati) vs Baylor (10/21/2023) [3-3]
100	Isaiah Hankins (Baylor) at Cincinnati (10/21/2023) [2-2]
100	Colton Boomer (UCF) at Oklahoma (10/21/2023) [2-2]
100	Zach Schmit (Oklahoma) vs UCF (10/21/2023) [4-4]
100	Chris Tennant (Kansas St.) at Texas Tech (10/14/2023) [5-5]
100	Gino Garcia (Texas Tech) vs Kansas St. (10/14/2023) [3-3]
100	Griffin Kell (TCU) vs BYU (10/14/2023) [5-5]
100	Alex Hale (Oklahoma St.) vs Kansas (10/14/2023) [3-3]
100	Owen Piepergerdes (Kansas) at Oklahoma St. (10/14/2023) [1-1]
100	Chase Contreras (Iowa St.) at Cincinnati (10/14/2023) [3-3]
100	Carter Brown (Cincinnati) vs Iowa St. (10/14/2023) [1-1]
100	Michael Hayes (West Virginia) at Houston (10/12/2023) [4-4]
100	Jack Martin (Houston) vs West Virginia (10/12/2023) [5-5]
100	Griffin Kell (TCU) at Iowa St. (10/07/2023) [2-2]
100	Gino Garcia (Texas Tech) at Baylor (10/07/2023) [4-4]
100	Chase Contreras (Iowa St.) vs TCU (10/07/2023) [3-3]
100	Colton Boomer (UCF) at Kansas (10/07/2023) [2-2]
100	Owen Piepergerdes (Kansas) vs UCF (10/07/2023) [1-1]
100	Seth Keller (Kansas) vs UCF (10/07/2023) [5-5]
100	Bert Auburn (Texas) vs Oklahoma (N) (10/07/2023) [3-3]
100	Zach Schmit (Oklahoma) vs Texas (N) (10/07/2023) [4-4]
100	Alex Hale (Oklahoma St.) vs Kansas St. (10/06/2023) [2-2]
100	Chris Tennant (Kansas St.) at Oklahoma St. (10/06/2023) [1-1]
100	Michael Hayes (West Virginia) at TCU (09/30/2023) [3-3]
100	Griffin Kell (TCU) vs West Virginia (09/30/2023) [3-3]
100	Zach Schmit (Oklahoma) vs Iowa St. (09/30/2023) [6-6]
100	Chase Contreras (Iowa St.) at Oklahoma (09/30/2023) [2-2]
100	Colton Boomer (UCF) vs Baylor (09/30/2023) [5-5]
100	Isaiah Hankins (Baylor) at UCF (09/30/2023) [2-2]
100	Bert Auburn (Texas) vs Kansas (09/30/2023) [4-4]
100	Seth Keller (Kansas) at Texas (09/30/2023) [2-2]
100	Gino Garcia (Texas Tech) vs Houston (09/30/2023) [7-7]
100	Jack Martin (Houston) at Texas Tech (09/30/2023) [4-4]
100	Carter Brown (Cincinnati) at BYU (09/29/2023) [3-3]



2023-24 Big 12 Football
Conference Individual Game Highs
All games

100 Will Ferrin (BYU) vs Cincinnati (09/29/2023) [5-5]
100 Colton Boomer (UCF) at Kansas St. (09/23/2023) [4-4]
100 Bert Auburn (Texas) at Baylor (09/23/2023) [5-5]
100 Jack Martin (Houston) vs Sam Houston (09/23/2023) [5-5]
100 Michael Hayes (West Virginia) vs Texas Tech (09/23/2023) [2-2]
100 Gino Garcia (Texas Tech) at West Virginia (09/23/2023) [1-1]
100 Alex Hale (Oklahoma St.) at Iowa St. (09/23/2023) [3-3]
100 Chase Contreras (Iowa St.) vs Oklahoma St. (09/23/2023) [4-4]
100 Seth Keller (Kansas) vs BYU (09/23/2023) [5-5]
100 Will Ferrin (BYU) at Kansas (09/23/2023) [3-3]
100 Zach Schmit (Oklahoma) at Cincinnati (09/23/2023) [2-2]
100 Griffin Kell (TCU) vs SMU (09/23/2023) [4-4]
100 Michael Hayes (West Virginia) vs Pittsburgh (09/16/2023) [2-2]
100 Seth Keller (Kansas) at Nevada (09/16/2023) [4-4]
100 Jack Martin (Houston) vs TCU (09/16/2023) [1-1]
100 Carter Brown (Cincinnati) vs Miami (OH) (09/16/2023) [1-1]
100 Bert Auburn (Texas) vs Wyoming (09/16/2023) [4-4]
100 Will Ferrin (BYU) at Arkansas (09/16/2023) [5-5]
100 Colton Boomer (UCF) vs Villanova (09/16/2023) [6-6]
100 Alex Hale (Oklahoma St.) vs South Alabama (09/16/2023) [1-1]
100 Gino Garcia (Texas Tech) vs Tarleton St. (09/16/2023) [5-5]
100 Zach Schmit (Oklahoma) at Tulsa (09/16/2023) [9-9]
100 Chase Contreras (Iowa St.) at Ohio (09/16/2023) [1-1]
100 Chris Tennant (Kansas St.) at Missouri (09/16/2023) [3-3]
100 Isaiah Hankins (Baylor) vs LIU (09/16/2023) [4-4]
100 Alex Hale (Oklahoma St.) at Arizona St. (09/09/2023) [3-3]
100 Griffin Kell (TCU) vs Nicholls (09/09/2023) [5-5]
100 Carter Brown (Cincinnati) at Pittsburgh (09/09/2023) [3-3]
100 Jack Martin (Houston) at Rice (09/09/2023) [5-5]
100 Gino Garcia (Texas Tech) vs Oregon (09/09/2023) [3-3]
100 Michael Hayes (West Virginia) vs Duquesne (09/09/2023) [6-6]
100 Danny King (West Virginia) vs Duquesne (09/09/2023) [2-2]
100 Bert Auburn (Texas) at Alabama (09/09/2023) [4-4]
100 Zach Schmit (Oklahoma) vs SMU (09/09/2023) [4-4]
100 Chase Contreras (Iowa St.) vs Iowa (09/09/2023) [1-1]
100 Isaiah Hankins (Baylor) vs Utah (09/09/2023) [1-1]
100 Chris Tennant (Kansas St.) vs Troy (09/09/2023) [6-6]
100 Seth Keller (Kansas) vs Illinois (09/08/2023) [4-4]
100 Will Ferrin (BYU) vs Sam Houston (09/02/2023) [2-2]
100 Michael Hayes (West Virginia) at Penn St. (09/02/2023) [1-1]
100 Chris Tennant (Kansas St.) vs Southeast Mo. St. (09/02/2023) [5-5]
100 Jack Martin (Houston) vs UTSA (09/02/2023) [2-2]
100 Isaiah Hankins (Baylor) vs Texas St. (09/02/2023) [2-2]
100 Alex Hale (Oklahoma St.) vs Central Ark. (09/02/2023) [3-3]
100 Leyton Simmering (Kansas St.) vs Southeast Mo. St. (09/02/2023) [1-1]
100 Gino Garcia (Texas Tech) at Wyoming (09/02/2023) [3-3]
100 Carter Brown (Cincinnati) vs Eastern Ky. (09/02/2023) [9-9]
100 Bert Auburn (Texas) vs Rice (09/02/2023) [4-4]
100 Chase Contreras (Iowa St.) vs UNI (09/02/2023) [3-3]
100 Gavin Marshall (Oklahoma) vs Arkansas St. (09/02/2023) [2-2]
100 Zach Schmit (Oklahoma) vs Arkansas St. (09/02/2023) [8-8]
100 Griffin Kell (TCU) vs Colorado (09/02/2023) [6-6]
100 Seth Keller (Kansas) vs Missouri St. (09/01/2023) [5-5]
100 Owen Piepergerdes (Kansas) vs Missouri St. (09/01/2023) [1-1]
100 Colton Boomer (UCF) vs Kent St. (08/31/2023) [8-8]

Punts



**2023-24 Big 12 Football
Conference Individual Game Highs
All games**

9	Ryan Rehkow (BYU) vs Sam Houston (09/02/2023)
8	Ryan Rehkow (BYU) vs Texas Tech (10/21/2023)
8	Tyler Perkins (Iowa St.) vs Oklahoma St. (09/23/2023)
8	Hudson Kaak (Oklahoma St.) at Iowa St. (09/23/2023)
8	Wes Pahl (Oklahoma St.) vs South Alabama (09/16/2023)
8	Tyler Perkins (Iowa St.) vs UNI (09/02/2023)
Yards punted	
447	Ryan Rehkow (BYU) vs Sam Houston (09/02/2023) [9-447]
378	Tyler Perkins (Iowa St.) vs UNI (09/02/2023) [8-378]
Longest punt	
70	Ryan Rehkow (BYU) vs Texas Tech (10/21/2023)
70	Tyler Perkins (Iowa St.) vs UNI (09/02/2023)
Punting avg	
57	Jack Blumer (Kansas St.) vs UCF (09/23/2023) [57-1]
Punt returns	
6	Xavier Townsend (UCF) vs Villanova (09/16/2023)
5	Hobbs Nyberg (BYU) vs Sam Houston (09/02/2023)
Punt return yards	
94	Xavier Townsend (UCF) vs Villanova (09/16/2023)
90	Gavin Freeman (Oklahoma) vs Arkansas St. (09/02/2023)
Longest punt return	
82	Trevor Wilson (Kansas) vs UCF (10/07/2023)
82	Gavin Freeman (Oklahoma) vs Arkansas St. (09/02/2023)
Punt return avg	
82	Trevor Wilson (Kansas) vs UCF (10/07/2023) [82-1]
48	Malik Fleming (Houston) vs UTSA (09/02/2023) [48-1]
Kick returns	
6	Corey Gordon Jr. (Baylor) vs Texas St. (09/02/2023)
Kick return yards	
145	Corey Gordon Jr. (Baylor) vs Texas St. (09/02/2023)
140	Major Everhart (TCU) vs Colorado (09/02/2023)
Kick return avg	
61.5	Matthew Golden (Houston) vs West Virginia (10/12/2023) [123-2]
56	Dræ McCray (Texas Tech) vs Houston (09/30/2023) [112-2]
Longest kick return	
100	Matthew Golden (Houston) vs West Virginia (10/12/2023)
100	Dræ McCray (Texas Tech) vs Houston (09/30/2023)
Kick return TDs	
1	Matthew Golden (Houston) vs West Virginia (10/12/2023)
1	Dræ McCray (Texas Tech) vs Houston (09/30/2023)
1	Matthew Golden (Houston) vs TCU (09/16/2023)
Combined PR/KR yards	
145	Corey Gordon Jr. (Baylor) vs Texas St. (09/02/2023) [0pr,145kr]
140	Major Everhart (TCU) vs Colorado (09/02/2023) [0pr,140kr]
Interceptions	
2	Beanie Bishop Jr. (West Virginia) at UCF (10/28/2023)
2	Kobe Savage (Kansas St.) at Texas Tech (10/14/2023)
2	Beau Freyler (Iowa St.) vs TCU (10/07/2023)
2	Cameron Epps (Oklahoma St.) vs Kansas St. (10/06/2023)
2	Malik Dunlap (Texas Tech) vs Tarleton St. (09/16/2023)
2	Jakob Robinson (BYU) vs Sam Houston (09/02/2023)
2	Malik Fleming (Houston) vs UTSA (09/02/2023)
2	Jeremiah Cooper (Iowa St.) vs UNI (09/02/2023)
Interception return yds	
88	Jeremiah Cooper (Iowa St.) vs UNI (09/02/2023)



2023-24 Big 12 Football
Conference Individual Game Highs
All games

56	Malik Dunlap (Texas Tech) vs Tarleton St. (09/16/2023)
Interception return avg	
53	Josh Newton (TCU) vs SMU (09/23/2023) [53-1]
45	Michael Taaffe (Texas) vs BYU (10/28/2023) [45-1]
Longest interception rtn	
58	Jeremiah Cooper (Iowa St.) vs UNI (09/02/2023)
54	Malik Dunlap (Texas Tech) vs Tarleton St. (09/16/2023)
All-purpose yards	
293	DJ Giddens (Kansas St.) vs UCF (09/23/2023)
292	Ollie Gordon (Oklahoma St.) vs Cincinnati (10/28/2023)
Tackles	
17	Nickolas Martin (Oklahoma St.) at West Virginia (10/21/2023) [10-7]
17	Nickolas Martin (Oklahoma St.) vs Kansas St. (10/06/2023) [10-7]
17	Danny Stutsman (Oklahoma) vs SMU (09/09/2023) [5-12]
Sacks	
3	Steve Linton (Texas Tech) at Baylor (10/07/2023) [0-3]
2.5	Collin Oliver (Oklahoma St.) vs Kansas (10/14/2023) [1-2]
Tackles for loss	
3.5	Matt Jones (Baylor) at UCF (09/30/2023) [3-1]
3.5	Matt Jones (Baylor) vs Texas (09/23/2023) [3-1]
3.5	Danny Stutsman (Oklahoma) at Cincinnati (09/23/2023) [3-1]



**2023-24 Big 12 Football
Conference Individual Game Highs
All games**

200-Yard Rushing Performances

- 282 Ollie Gordon (Oklahoma St.) at West Virginia (10/21/2023)
- 271 Ollie Gordon (Oklahoma St.) vs Cincinnati (10/28/2023)
- 218 Jonathon Brooks (Texas) vs Kansas (09/30/2023)
- 207 DJ Giddens (Kansas St.) vs UCF (09/23/2023)

100-Yard Rushing Performances

- 282 Ollie Gordon (Oklahoma St.) at West Virginia (10/21/2023)
- 271 Ollie Gordon (Oklahoma St.) vs Cincinnati (10/28/2023)
- 218 Jonathon Brooks (Texas) vs Kansas (09/30/2023)
- 207 DJ Giddens (Kansas St.) vs UCF (09/23/2023)
- 170 Tahj Brooks (Texas Tech) at Baylor (10/07/2023)
- 168 Ollie Gordon (Oklahoma St.) vs Kansas (10/14/2023)
- 164 Jonathon Brooks (Texas) vs Wyoming (09/16/2023)
- 164 Emani Bailey (TCU) vs Colorado (09/02/2023)
- 158 Tahj Brooks (Texas Tech) vs Tarleton St. (09/16/2023)
- 154 Devin Neal (Kansas) vs UCF (10/07/2023)
- 153 Corey Kiner (Cincinnati) at Pittsburgh (09/09/2023)
- 152 Emani Bailey (TCU) at Iowa St. (10/07/2023)
- 149 Tahj Brooks (Texas Tech) at West Virginia (09/23/2023)
- 146 Tawee Walker (Oklahoma) at Kansas (10/28/2023)
- 136 Ollie Gordon (Oklahoma St.) vs Kansas St. (10/06/2023)
- 134 Daniel Hishaw (Kansas) vs UCF (10/07/2023)
- 133 RJ Harvey (UCF) at Kansas (10/07/2023)
- 129 Corey Kiner (Cincinnati) vs Baylor (10/21/2023)
- 129 Jonathon Brooks (Texas) vs Oklahoma (N) (10/07/2023)
- 128 DJ Giddens (Kansas St.) vs Southeast Mo. St. (09/02/2023)
- 126 Emani Bailey (TCU) vs SMU (09/23/2023)
- 126 Emani Bailey (TCU) at Houston (09/16/2023)
- 121 CJ Donaldson (West Virginia) at UCF (10/28/2023)
- 121 Ollie Gordon (Oklahoma St.) at Iowa St. (09/23/2023)
- 120 Devin Neal (Kansas) vs Illinois (09/08/2023)
- 118 Treshaun Ward (Kansas St.) at Texas Tech (10/14/2023)
- 117 Garrett Greene (West Virginia) vs Oklahoma St. (10/21/2023)
- 117 Tawee Walker (Oklahoma) vs SMU (09/09/2023)
- 113 Dillon Gabriel (Oklahoma) vs Texas (N) (10/07/2023)
- 112 Devin Neal (Kansas) vs Oklahoma (10/28/2023)
- 111 Cam'Ron Valdez (Texas Tech) vs Houston (09/30/2023)
- 111 Dawson Pendergrass (Baylor) vs LIU (09/16/2023)
- 110 Jahiem White (West Virginia) vs Duquesne (09/09/2023)
- 106 Jonathon Brooks (Texas) at Baylor (09/23/2023)
- 105 Johnny Richardson (UCF) vs Baylor (09/30/2023)
- 105 Parker Jenkins (Houston) vs Sam Houston (09/23/2023)
- 105 Corey Kiner (Cincinnati) vs Eastern Ky. (09/02/2023)
- 104 Will Howard (Kansas St.) at Oklahoma St. (10/06/2023)
- 104 Ryan Montgomery (Cincinnati) vs Miami (OH) (09/16/2023)
- 103 Myles Montgomery (Cincinnati) vs Baylor (10/21/2023)
- 102 CJ Donaldson (West Virginia) vs Pittsburgh (09/16/2023)
- 101 Tahj Brooks (Texas Tech) at BYU (10/21/2023)
- 101 RJ Harvey (UCF) at Oklahoma (10/21/2023)
- 101 Tahj Brooks (Texas Tech) vs Houston (09/30/2023)
- 101 Emory Jones (Cincinnati) vs Miami (OH) (09/16/2023)
- 101 Tyler Shough (Texas Tech) vs Oregon (09/09/2023)
- 100 RJ Harvey (UCF) vs West Virginia (10/28/2023)
- 100 Emani Bailey (TCU) at Kansas St. (10/21/2023)
- 100 Richard Reese (Baylor) at UCF (09/30/2023)
- 100 Johnny Richardson (UCF) vs Kent St. (08/31/2023)



Number of 100-Yard Rushing Performances

- 5 Ollie Gordon, Oklahoma St.
- 5 Tahj Brooks, Texas Tech
- 5 Emani Bailey, TCU
- 4 Jonathon Brooks, Texas
- 3 Devin Neal, Kansas
- 3 Corey Kiner, Cincinnati
- 3 RJ Harvey, UCF
- 2 DJ Giddens, Kansas St.
- 2 Tawee Walker, Oklahoma
- 2 CJ Donaldson, West Virginia
- 2 Johnny Richardson, UCF
- 1 Daniel Hishaw, Kansas
- 1 Treshaun Ward, Kansas St.
- 1 Garrett Greene, West Virginia
- 1 Dillon Gabriel, Oklahoma
- 1 Cam'Ron Valdez, Texas Tech
- 1 Dawson Pendergrass, Baylor
- 1 Jahiem White, West Virginia
- 1 Parker Jenkins, Houston
- 1 Will Howard, Kansas St.
- 1 Ryan Montgomery, Cincinnati
- 1 Myles Montgomery, Cincinnati
- 1 Emory Jones, Cincinnati
- 1 Tyler Shough, Texas Tech
- 1 Richard Reese, Baylor

500-Yard Passing Performances

400-Yard Passing Performances

- 439 Josh Hoover (TCU) vs BYU (10/14/2023)
- 421 Dillon Gabriel (Oklahoma) at Tulsa (09/16/2023)
- 410 Jason Bean (Kansas) at Oklahoma St. (10/14/2023)

300-Yard Passing Performances

- 439 Josh Hoover (TCU) vs BYU (10/14/2023)
- 421 Dillon Gabriel (Oklahoma) at Tulsa (09/16/2023)
- 410 Jason Bean (Kansas) at Oklahoma St. (10/14/2023)
- 391 Garrett Greene (West Virginia) at Houston (10/12/2023)
- 378 Donovan Smith (Houston) vs Texas (10/21/2023)
- 366 Dillon Gabriel (Oklahoma) vs Iowa St. (09/30/2023)
- 357 Kedon Slovis (BYU) at Kansas (09/23/2023)
- 349 Quinn Ewers (Texas) at Alabama (09/09/2023)
- 348 Rocco Becht (Iowa St.) vs Oklahoma St. (09/23/2023)
- 348 Kedon Slovis (BYU) vs Southern Utah (09/09/2023)
- 346 Quinn Ewers (Texas) vs Oklahoma (N) (10/07/2023)
- 345 Emory Jones (Cincinnati) vs Eastern Ky. (09/02/2023)
- 338 Tyler Shough (Texas Tech) at Wyoming (09/02/2023)
- 336 Alan Bowman (Oklahoma St.) vs Kansas (10/14/2023)
- 336 Donovan Smith (Houston) at Texas Tech (09/30/2023)
- 325 Quinn Ewers (Texas) vs Kansas (09/30/2023)
- 324 Blake Shapen (Baylor) vs Texas Tech (10/07/2023)
- 322 Dillon Gabriel (Oklahoma) at Cincinnati (09/23/2023)
- 321 Timmy McClain (UCF) vs Villanova (09/16/2023)
- 316 Blake Shapen (Baylor) at Cincinnati (10/21/2023)
- 314 Chandler Morris (TCU) at Houston (09/16/2023)
- 308 Dillon Gabriel (Oklahoma) vs Arkansas St. (09/02/2023)
- 303 Blake Shapen (Baylor) vs Texas St. (09/02/2023)

Number of 300-Yard Passing Performances



**2023-24 Big 12 Football
Conference Individual Game Highs
All games**

- 4 Dillon Gabriel, Oklahoma
- 3 Quinn Ewers, Texas
- 3 Blake Shapen, Baylor
- 2 Donovan Smith, Houston
- 2 Kedon Slovis, BYU
- 1 Josh Hoover, TCU
- 1 Jason Bean, Kansas
- 1 Garrett Greene, West Virginia
- 1 Rocco Becht, Iowa St.
- 1 Emory Jones, Cincinnati
- 1 Tyler Shough, Texas Tech
- 1 Alan Bowman, Oklahoma St.
- 1 Timmy McClain, UCF
- 1 Chandler Morris, TCU

200-Yard Receiving Performances

100-Yard Receiving Performances

- 177 Hudson Clement (West Virginia) vs Duquesne (09/09/2023)
- 172 Jayden Higgins (Iowa St.) at Cincinnati (10/14/2023)
- 150 Monaray Baldwin (Baylor) at UCF (09/30/2023)
- 149 Leon Johnson III (Oklahoma St.) vs Cincinnati (10/28/2023)
- 149 Xzavier Henderson (Cincinnati) vs Eastern Ky. (09/02/2023)
- 147 Kobe Hudson (UCF) vs Villanova (09/16/2023)
- 146 Jaylin Noel (Iowa St.) vs Oklahoma St. (09/23/2023)
- 141 Adonai Mitchell (Texas) vs Kansas (09/30/2023)
- 140 Xzavier Henderson (Cincinnati) vs Miami (OH) (09/16/2023)
- 138 Kobe Hudson (UCF) at Kansas St. (09/23/2023)
- 138 Samuel Brown (Houston) at Rice (09/09/2023)
- 134 Javon Baker (UCF) at Oklahoma (10/21/2023)
- 134 Kobe Hudson (UCF) at Boise St. (09/09/2023)
- 131 Chase Roberts (BYU) vs Cincinnati (09/29/2023)
- 130 Ketron Jackson Jr. (Baylor) at Cincinnati (10/21/2023)
- 130 Jalil Farooq (Oklahoma) vs Texas (N) (10/07/2023)
- 126 Monaray Baldwin (Baylor) vs Texas Tech (10/07/2023)
- 126 Jalil Farooq (Oklahoma) at Tulsa (09/16/2023)
- 120 Nic Anderson (Oklahoma) at Tulsa (09/16/2023)
- 119 RJ Garcia II (Kansas St.) vs Southeast Mo. St. (09/02/2023)
- 117 Monaray Baldwin (Baylor) vs Iowa St. (10/28/2023)
- 117 Andre Anthony (Oklahoma) at Cincinnati (09/23/2023)
- 116 Ollie Gordon (Oklahoma St.) vs Kansas (10/14/2023)
- 116 Devin Carter (West Virginia) at Houston (10/12/2023)
- 115 Jordan Whittington (Texas) vs Oklahoma (N) (10/07/2023)
- 114 Ja'Tavion Sanders (Texas) at Alabama (09/09/2023)
- 113 Javon Baker (UCF) vs Baylor (09/30/2023)
- 113 Samuel Brown (Houston) at Texas Tech (09/30/2023)
- 112 Rashod Owens (Oklahoma St.) vs Kansas (10/14/2023)
- 112 Andre Anthony (Oklahoma) at Tulsa (09/16/2023)
- 112 Isaac Rex (BYU) vs Southern Utah (09/09/2023)
- 110 Ja'Tavion Sanders (Texas) at Baylor (09/23/2023)
- 108 Xavier Worthy (Texas) vs Oklahoma (N) (10/07/2023)
- 106 Samuel Brown (Houston) vs UTSA (09/02/2023)
- 105 Nic Anderson (Oklahoma) vs UCF (10/21/2023)
- 104 JP Richardson (TCU) vs BYU (10/14/2023)
- 102 Coy Eakin (Texas Tech) vs Kansas St. (10/14/2023)
- 101 Drake Dabney (Baylor) vs Texas St. (09/02/2023)
- 100 Ben Sinnott (Kansas St.) vs Southeast Mo. St. (09/02/2023)

Number of 100-Yard Receiving Performances



**2023-24 Big 12 Football
Conference Individual Game Highs
All games**

- 3 Monaray Baldwin, Baylor
- 3 Kobe Hudson, UCF
- 3 Samuel Brown, Houston
- 2 Xzavier Henderson, Cincinnati
- 2 Javon Baker, UCF
- 2 Jalil Farooq, Oklahoma
- 2 Nic Anderson, Oklahoma
- 2 Andrel Anthony, Oklahoma
- 2 Ja'Tavion Sanders, Texas
- 1 Hudson Clement, West Virginia
- 1 Jayden Higgins, Iowa St.
- 1 Leon Johnson III, Oklahoma St.
- 1 Jaylin Noel, Iowa St.
- 1 Adonai Mitchell, Texas
- 1 Chase Roberts, BYU
- 1 Ketron Jackson Jr., Baylor
- 1 RJ Garcia II, Kansas St.
- 1 Ollie Gordon, Oklahoma St.
- 1 Devin Carter, West Virginia
- 1 Jordan Whittington, Texas
- 1 Rashod Owens, Oklahoma St.
- 1 Isaac Rex, BYU
- 1 Xavier Worthy, Texas
- 1 JP Richardson, TCU
- 1 Coy Eakin, Texas Tech
- 1 Drake Dabney, Baylor
- 1 Ben Sinnott, Kansas St.



2023-24 Big 12 Football
Team Highs
All games

POINTS	73	Oklahoma vs Arkansas St. (09/02/2023)
POINTS SCORED KICKING	17	Oklahoma St. vs Kansas St. (10/06/2023)
TOUCHDOWNS	10	Oklahoma vs Arkansas St. (09/02/2023)
TOTAL OFFENSE YARDS	723	UCF vs Kent St. (08/31/2023)
TOTAL OFFENSE PLAYS	91	Cincinnati vs Miami (OH) (09/16/2023)
TOTAL OFFENSE YARDS/PLAY	9.4	Oklahoma at Tulsa (09/16/2023)
RUSHING YARDS	399	Kansas vs UCF (10/07/2023)
RUSHING ATTEMPTS	57	Cincinnati vs Miami (OH) (09/16/2023)
YARDS PER RUSH	8.5	Oklahoma St. at West Virginia (10/21/2023)
RUSHING TDS	6	Kansas St. vs UCF (09/23/2023)
	6	Oklahoma vs Arkansas St. (09/02/2023)
LONGEST RUSH	79	UCF vs Baylor (09/30/2023)
PASSING YARDS	476	Oklahoma at Tulsa (09/16/2023)
PASSING ATTEMPTS	59	TCU vs BYU (10/14/2023)
PASSING TDS	6	Oklahoma at Tulsa (09/16/2023)
	6	Cincinnati vs Eastern Ky. (09/02/2023)
LONGEST PASS	86	UCF at Oklahoma (10/21/2023)
PASSES COMPLETED	38	TCU vs BYU (10/14/2023)
HAD INTERCEPTED	4	TCU at Iowa St. (10/07/2023)
PASS COMPLETION PCT	90.9	Oklahoma vs Arkansas St. (09/02/2023)
PASSING YARDS/ATTEMPT	16.2	Cincinnati vs Eastern Ky. (09/02/2023)
YARDS PER CATCH	19.6	West Virginia at Houston (10/12/2023)
FIELD GOAL ATTEMPTS	6	Oklahoma St. vs Kansas St. (10/06/2023)
FIELD GOALS MADE	5	Oklahoma St. vs Kansas St. (10/06/2023)
LONGEST FIELD GOAL	57	TCU vs Nicholls (09/09/2023)



2023-24 Big 12 Football
Team Highs
All games

FIELD GOAL PCT	100.0	BYU at Texas (10/28/2023)	
	100.0	Iowa St. at Baylor (10/28/2023)	
	100.0	West Virginia at UCF (10/28/2023)	
	100.0	Kansas St. vs TCU (10/21/2023)	
	100.0	TCU at Kansas St. (10/21/2023)	
	100.0	BYU vs Texas Tech (10/21/2023)	
	100.0	West Virginia vs Oklahoma St. (10/21/2023)	
	100.0	Houston vs Texas (10/21/2023)	
	100.0	Texas at Houston (10/21/2023)	
	100.0	Baylor at Cincinnati (10/21/2023)	
	100.0	UCF at Oklahoma (10/21/2023)	
	100.0	Kansas St. at Texas Tech (10/14/2023)	
	100.0	BYU at TCU (10/14/2023)	
	100.0	TCU vs BYU (10/14/2023)	
	100.0	Cincinnati vs Iowa St. (10/14/2023)	
	100.0	Iowa St. at Cincinnati (10/14/2023)	
	100.0	West Virginia at Houston (10/12/2023)	
	100.0	Baylor vs Texas Tech (10/07/2023)	
	100.0	Texas Tech at Baylor (10/07/2023)	
	100.0	Texas vs Oklahoma (N) (10/07/2023)	
	100.0	Iowa St. at Oklahoma (09/30/2023)	
	100.0	Cincinnati at BYU (09/29/2023)	
	100.0	Baylor vs Texas (09/23/2023)	
	100.0	Texas Tech at West Virginia (09/23/2023)	
	100.0	West Virginia vs Texas Tech (09/23/2023)	
	100.0	Iowa St. vs Oklahoma St. (09/23/2023)	
	100.0	Oklahoma St. at Iowa St. (09/23/2023)	
	100.0	BYU at Kansas (09/23/2023)	
	100.0	Kansas vs BYU (09/23/2023)	
	100.0	Oklahoma at Cincinnati (09/23/2023)	
	100.0	TCU vs SMU (09/23/2023)	
	100.0	Kansas at Nevada (09/16/2023)	
	100.0	West Virginia vs Pittsburgh (09/16/2023)	
	100.0	Texas vs Wyoming (09/16/2023)	
	100.0	UCF vs Villanova (09/16/2023)	
	100.0	Texas Tech vs Tarleton St. (09/16/2023)	
	100.0	Oklahoma at Tulsa (09/16/2023)	
	100.0	TCU vs Nicholls (09/09/2023)	
	100.0	Cincinnati at Pittsburgh (09/09/2023)	
	100.0	UCF at Boise St. (09/09/2023)	
	100.0	Kansas vs Illinois (09/08/2023)	
	100.0	Kansas St. vs Southeast Mo. St. (09/02/2023)	
	100.0	Oklahoma St. vs Central Ark. (09/02/2023)	
	100.0	Cincinnati vs Eastern Ky. (09/02/2023)	
	100.0	Iowa St. vs UNI (09/02/2023)	
	100.0	Oklahoma vs Arkansas St. (09/02/2023)	
	100.0	Kansas vs Missouri St. (09/01/2023)	
	PAT KICKS ATTEMPTED	10	Oklahoma vs Arkansas St. (09/02/2023)
	PAT KICKS MADE	10	Oklahoma vs Arkansas St. (09/02/2023)



2023-24 Big 12 Football
Team Highs
All games

PAT KICKS PCT	
	100.0 Cincinnati at Oklahoma St. (10/28/2023)
	100.0 Oklahoma St. vs Cincinnati (10/28/2023)
	100.0 Texas vs BYU (10/28/2023)
	100.0 Iowa St. at Baylor (10/28/2023)
	100.0 West Virginia at UCF (10/28/2023)
	100.0 UCF vs West Virginia (10/28/2023)
	100.0 Kansas vs Oklahoma (10/28/2023)
	100.0 Oklahoma at Kansas (10/28/2023)
	100.0 Kansas St. vs TCU (10/21/2023)
	100.0 BYU vs Texas Tech (10/21/2023)
	100.0 Texas Tech at BYU (10/21/2023)
	100.0 Oklahoma St. at West Virginia (10/21/2023)
	100.0 West Virginia vs Oklahoma St. (10/21/2023)
	100.0 Houston vs Texas (10/21/2023)
	100.0 Texas at Houston (10/21/2023)
	100.0 Cincinnati vs Baylor (10/21/2023)
	100.0 Baylor at Cincinnati (10/21/2023)
	100.0 UCF at Oklahoma (10/21/2023)
	100.0 Oklahoma vs UCF (10/21/2023)
	100.0 Kansas St. at Texas Tech (10/14/2023)
	100.0 Texas Tech vs Kansas St. (10/14/2023)
	100.0 Oklahoma St. vs Kansas (10/14/2023)
	100.0 TCU vs BYU (10/14/2023)
	100.0 Cincinnati vs Iowa St. (10/14/2023)
	100.0 Iowa St. at Cincinnati (10/14/2023)
	100.0 Houston vs West Virginia (10/12/2023)
	100.0 West Virginia at Houston (10/12/2023)
	100.0 TCU at Iowa St. (10/07/2023)
	100.0 Texas Tech at Baylor (10/07/2023)
	100.0 Iowa St. vs TCU (10/07/2023)
	100.0 UCF at Kansas (10/07/2023)
	100.0 Kansas vs UCF (10/07/2023)
	100.0 Texas vs Oklahoma (N) (10/07/2023)
	100.0 Oklahoma vs Texas (N) (10/07/2023)
	100.0 Kansas St. at Oklahoma St. (10/06/2023)
	100.0 Oklahoma St. vs Kansas St. (10/06/2023)
	100.0 TCU vs West Virginia (09/30/2023)
	100.0 West Virginia at TCU (09/30/2023)
	100.0 Oklahoma vs Iowa St. (09/30/2023)
	100.0 Iowa St. at Oklahoma (09/30/2023)
	100.0 Baylor at UCF (09/30/2023)
	100.0 UCF vs Baylor (09/30/2023)
	100.0 Kansas at Texas (09/30/2023)
	100.0 Texas vs Kansas (09/30/2023)
	100.0 Houston at Texas Tech (09/30/2023)
	100.0 Texas Tech vs Houston (09/30/2023)
	100.0 Cincinnati at BYU (09/29/2023)
	100.0 BYU vs Cincinnati (09/29/2023)
	100.0 UCF at Kansas St. (09/23/2023)
	100.0 Texas at Baylor (09/23/2023)
	100.0 Houston vs Sam Houston (09/23/2023)
	100.0 Texas Tech at West Virginia (09/23/2023)
	100.0 West Virginia vs Texas Tech (09/23/2023)
	100.0 Iowa St. vs Oklahoma St. (09/23/2023)
	100.0 Oklahoma St. at Iowa St. (09/23/2023)
	100.0 BYU at Kansas (09/23/2023)



**2023-24 Big 12 Football
Team Highs
All games**

2 POINTS PATS MADE	2	Baylor at UCF (09/30/2023)
PUNTS	9	Oklahoma St. vs South Alabama (09/16/2023)
	9	BYU vs Sam Houston (09/02/2023)
LONGEST PUNT	70	BYU vs Texas Tech (10/21/2023)
	70	Iowa St. vs UNI (09/02/2023)
YARDS PUNTED	447	BYU vs Sam Houston (09/02/2023)
PUNTING AVG	57.0	Kansas St. vs UCF (09/23/2023)
PUNT RETURNS	6	UCF vs Villanova (09/16/2023)
PUNT RETURN YARDS	94	UCF vs Villanova (09/16/2023)
PUNT RETURN AVG	82.0	Kansas vs UCF (10/07/2023)
LONGEST PUNT RETURN	82	Kansas vs UCF (10/07/2023)
	82	Oklahoma vs Arkansas St. (09/02/2023)
KICK RETURN	6	Kansas vs Oklahoma (10/28/2023)
	6	Houston vs TCU (09/16/2023)
	6	Baylor vs Texas St. (09/02/2023)
KICK RETURN YARDS	201	Houston vs TCU (09/16/2023)
KICK RETURN AVERAGE	56.0	Texas Tech vs Houston (09/30/2023)
LONGEST KICK RETURN	100	Houston vs West Virginia (10/12/2023)
	100	Texas Tech vs Houston (09/30/2023)
KICK RETURN TDS	1	Houston vs West Virginia (10/12/2023)
	1	Texas Tech vs Houston (09/30/2023)
	1	Houston vs TCU (09/16/2023)
INTERCEPTIONS	5	Oklahoma at Tulsa (09/16/2023)
INTERCEPTION RETURN YARDS	92	BYU vs Texas Tech (10/21/2023)
INTERCEPTION RETURN AVERAGE	44.0	Iowa St. vs UNI (09/02/2023)
LONGEST INTERCEPTION RETURN	58	Iowa St. vs UNI (09/02/2023)
INTERCEPTION RETURN TDS	1	Kansas vs Oklahoma (10/28/2023)
	1	TCU vs BYU (10/14/2023)
	1	Oklahoma St. vs Kansas St. (10/06/2023)
	1	Oklahoma vs Iowa St. (09/30/2023)
	1	BYU vs Cincinnati (09/29/2023)
	1	Kansas vs BYU (09/23/2023)
	1	Texas vs Wyoming (09/16/2023)
	1	Texas Tech vs Tarleton St. (09/16/2023)
	1	Oklahoma at Tulsa (09/16/2023)
	1	Iowa St. vs UNI (09/02/2023)
FUMBLES LOST	2	Oklahoma at Kansas (10/28/2023)
	2	Texas Tech at BYU (10/21/2023)
	2	West Virginia vs Oklahoma St. (10/21/2023)
	2	Texas at Baylor (09/23/2023)
	2	West Virginia vs Duquesne (09/09/2023)
FUMBLES RECOVERED	2	Kansas vs Oklahoma (10/28/2023)
	2	BYU vs Texas Tech (10/21/2023)
	2	Oklahoma St. at West Virginia (10/21/2023)
	2	Baylor vs Texas (09/23/2023)
	2	Baylor vs Texas St. (09/02/2023)
	2	Texas Tech at Wyoming (09/02/2023)
SACKED BY OPP	6	Baylor vs Texas Tech (10/07/2023)
	6	Houston vs TCU (09/16/2023)
QB SACKS	8	Cincinnati vs Oklahoma (09/23/2023)
TURNOVERS COMMITTED	5	Texas Tech at BYU (10/21/2023)
TURNOVERS CAUSED	5	BYU vs Texas Tech (10/21/2023)
	5	Oklahoma at Tulsa (09/16/2023)
KICKS BLOCKED	2	Kansas at Oklahoma St. (10/14/2023)
	2	TCU vs West Virginia (09/30/2023)



**2023-24 Big 12 Football
Team Highs
All games**

Page 5/5
as of Oct 29, 2023

FIRST DOWNS	16	Oklahoma vs Arkansas St. (09/02/2023)
1ST DOWN RUSHING	20	Kansas St. vs TCU (10/21/2023)
1ST DOWN PASSING	23	TCU vs BYU (10/14/2023)
1ST DOWN BY PENALTY	6	Texas Tech vs Oregon (09/09/2023)
PENALTIES	11	Oklahoma at Kansas (10/28/2023)
	11	Houston vs Sam Houston (09/23/2023)
PENALTIES YARDS	101	Oklahoma at Kansas (10/28/2023)



**2023-24 Big 12 Football
Team Lows
All games**

TOTAL OFFENSE YARDS	208	Houston at Kansas St. (10/28/2023)
	208	Oklahoma St. vs South Alabama (09/16/2023)
TOTAL OFFENSE YARDS/PLAY	3.3	Oklahoma St. vs South Alabama (09/16/2023)
RUSHING YARDS	9	BYU at Kansas (09/23/2023)
RUSHING ATTEMPTS	19	Houston vs Texas (10/21/2023)
YARDS PER RUSH	0.4	BYU at Kansas (09/23/2023)
LONGEST RUSH	7	BYU at Kansas (09/23/2023)
PASSING ATTEMPTS	11	West Virginia vs Pittsburgh (09/16/2023)
PASSING YARDS	60	West Virginia vs Pittsburgh (09/16/2023)
YARDS PER COMPLETION	6.3	Houston at Kansas St. (10/28/2023)
PASSES COMPLETED	6	West Virginia vs Pittsburgh (09/16/2023)
PASS COMPLETION PCT	34.9	Texas Tech at West Virginia (09/23/2023)
LONGEST PASS	15	West Virginia vs Pittsburgh (09/16/2023)
	15	Oklahoma St. vs South Alabama (09/16/2023)
FIRST DOWNS	1	Cincinnati vs Iowa St. (10/14/2023)
1ST DOWN RUSHING	1	BYU at Kansas (09/23/2023)
	1	BYU vs Southern Utah (09/09/2023)
1ST DOWN PASSING	3	West Virginia vs Pittsburgh (09/16/2023)
1ST DOWN BY PENALTY	0	Texas vs BYU (10/28/2023)
	0	Iowa St. at Baylor (10/28/2023)
	0	Houston at Kansas St. (10/28/2023)
	0	BYU vs Texas Tech (10/21/2023)
	0	Texas at Houston (10/21/2023)
	0	Cincinnati vs Baylor (10/21/2023)
	0	Kansas at Oklahoma St. (10/14/2023)
	0	Oklahoma St. vs Kansas (10/14/2023)
	0	TCU at Iowa St. (10/07/2023)
	0	UCF at Kansas (10/07/2023)
	0	Kansas St. at Oklahoma St. (10/06/2023)
	0	Oklahoma St. vs Kansas St. (10/06/2023)
	0	TCU vs West Virginia (09/30/2023)
	0	Iowa St. at Oklahoma (09/30/2023)
	0	Texas vs Kansas (09/30/2023)
	0	Houston at Texas Tech (09/30/2023)
	0	Cincinnati at BYU (09/29/2023)
	0	Texas Tech at West Virginia (09/23/2023)
	0	Oklahoma St. at Iowa St. (09/23/2023)
	0	TCU vs SMU (09/23/2023)
	0	Texas vs Wyoming (09/16/2023)
	0	UCF vs Villanova (09/16/2023)
	0	Oklahoma St. vs South Alabama (09/16/2023)
	0	TCU vs Nicholls (09/09/2023)
	0	Oklahoma vs SMU (09/09/2023)
	0	Iowa St. vs Iowa (09/09/2023)
	0	BYU vs Sam Houston (09/02/2023)
	0	West Virginia at Penn St. (09/02/2023)
	0	Texas Tech at Wyoming (09/02/2023)
	0	Cincinnati vs Eastern Ky. (09/02/2023)
PENALTIES	1	Kansas St. vs Houston (10/28/2023)
	1	Houston vs Texas (10/21/2023)
	1	Baylor vs Texas Tech (10/07/2023)
	1	Iowa St. vs TCU (10/07/2023)
	1	Texas Tech vs Houston (09/30/2023)
PENALTIES YARDS	5	Kansas St. vs Houston (10/28/2023)
	5	Texas Tech vs Houston (09/30/2023)



2023-24 Big 12 Football
Standings
All games

Page 1/1
as of Oct 29, 2023

Team	Overall	Pct.	Conference	Pct.	PF	PA	Home	Away	Neut	Streak
Texas	7-1	.875	4-1	.800	276	128	4-0	3-0	0-1	W 2
Oklahoma	7-1	.875	4-1	.800	335	151	4-0	2-1	1-0	L 1
Kansas St.	6-2	.750	4-1	.800	299	127	5-0	1-2	0-0	W 3
Oklahoma St.	6-2	.750	4-1	.800	249	195	4-1	2-1	0-0	W 4
Iowa St.	5-3	.625	4-1	.800	191	158	3-1	2-2	0-0	W 3
Kansas	6-2	.750	3-2	.600	286	225	5-0	1-2	0-0	W 1
West Virginia	5-3	.625	3-2	.600	246	212	3-1	2-2	0-0	W 1
BYU	5-3	.625	2-3	.400	199	205	4-0	1-3	0-0	L 1
TCU	4-4	.500	2-3	.400	235	184	3-2	1-2	0-0	L 1
Texas Tech	3-5	.375	2-3	.400	240	203	2-2	1-3	0-0	L 2
Baylor	3-5	.375	2-3	.400	180	240	1-5	2-0	0-0	L 1
Houston	3-5	.375	1-4	.200	202	260	3-2	0-3	0-0	L 2
UCF	3-5	.375	0-5	.000	267	239	2-2	1-3	0-0	L 5
Cincinnati	2-6	.250	0-5	.000	202	227	1-4	1-2	0-0	L 6



2023-24 Big 12 Football Individual Statistics In Conference games

RUSHING (Minimum Games Played Pct. 75%, 10 Rushing Attempts/Game)

#	Player	G	Att.	Yds	Avg.	TD	Lg	Avg/g
1	Gordon, Ollie - OSU	5	122	978	8.02	8	75	195.60
2	Brooks, Jonathon - UT	5	97	650	6.70	6	67	130.00
3	Brooks, Tahj - TTU	5	124	619	4.99	5	30	123.80
4	Giddens, DJ - KState	5	80	506	6.33	7	36	101.20
5	Bailey, Emani - TCU	5	88	494	5.61	1	35	98.80
6	Harvey, RJ - UCF	5	87	473	5.44	2	54	94.60
7	Neal, Devin - KU	5	75	468	6.24	2	75	93.60
8	Greene, Garrett - WVU	4	51	299	5.86	7	35	74.75
9	Ward, Treshaun - KState	4	51	298	5.84	2	18	74.50
10	Kiner, Corey - UC	5	72	353	4.90	0	40	70.60

PASSING AVG/GAME (Minimum Games Played Pct. 75%)

#	Player	G	Comp-att-int	Yds	TD	Avg/g
1	Ewers, Quinn - UT	4	97-124-3	1175	5	293.75
2	Shapen, Blake - Baylor	4	92-155-1	1172	4	293.00
3	Gabriel, Dillon - OU	5	114-172-3	1397	8	279.40
4	Bowman, Alan - OSU	5	111-194-4	1345	8	269.00
5	Smith, Donovan - UH	5	113-177-4	1280	11	256.00
6	Greene, Garrett - WVU	4	59-112-2	938	4	234.50
7	Becht, Rocco - IowaSt	5	92-155-3	1153	9	230.60
8	Slovis, Kedon - BYU	5	98-176-5	1056	6	211.20
9	Hoover, Josh - TCU	4	71-120-4	745	5	186.25
10	Jones, Emory - UC	5	84-150-6	866	6	173.20

PASS EFFICIENCY (Minimum Games Played Pct. 75%, 15 Total Passes/Game)

#	Player	G	Comp-att-int	Yds	TD	Eff.
1	Ewers, Quinn - UT	4	97-124-3	1175	5	166.29
2	Gabriel, Dillon - OU	5	114-172-3	1397	8	146.37
3	Bean, Jason - KU	5	55-99-4	855	7	143.35
4	Smith, Donovan - UH	5	113-177-4	1280	11	140.58
5	Becht, Rocco - IowaSt	5	92-155-3	1153	9	137.13
6	Greene, Garrett - WVU	4	59-112-2	938	4	131.24
7	Shapen, Blake - Baylor	4	92-155-1	1172	4	130.10
8	Howard, Will - KState	5	73-118-4	811	6	129.60
9	Bowman, Alan - OSU	5	111-194-4	1345	8	124.94
10	Morton, Behren - TTU	4	60-106-1	624	6	122.85

RECEPTIONS/GAME (Minimum Games Played Pct. 75%)

#	Player	G	No.	Yds	TD	Lg	Yds/g	Rec/g
1	Noel, Jaylin - IowaSt	5	30	328	2	51	65.60	6.00
2	Worthy, Xavier - UT	5	28	351	2	42	70.20	5.60
3	Baldwin, Monaray - Baylor	5	28	523	3	71	104.60	5.60
4	Presley, Brennan - OSU	5	26	229	3	29	45.80	5.20
5	Brown, Samuel - UH	5	26	372	2	53	74.40	5.20
6	Stoops, Drake - OU	5	26	268	2	39	53.60	5.20
7	Owens, Rashod - OSU	5	24	292	1	45	58.40	4.80
8	Manjack IV, Joseph - UH	4	19	274	3	49	68.50	4.75
9	Richardson, JP - TCU	5	22	295	2	59	59.00	4.40
10	Henderson, Xzavier - UC	5	22	279	2	53	55.80	4.40

TOTAL OFFENSE (Minimum Games Played Pct. 75%)

#	Player	G	Rush	Pass	Plays	Total	Yds/g
1	Gabriel, Dillon - OU	5	259	1397	229	1656	331.20
2	Greene, Garrett - WVU	4	299	938	163	1237	309.25
3	Ewers, Quinn - UT	4	35	1175	150	1210	302.50
4	Shapen, Blake - Baylor	4	-34	1172	191	1138	284.50
5	Bowman, Alan - OSU	5	34	1345	208	1379	275.80
6	Smith, Donovan - UH	5	73	1280	221	1353	270.60
7	Becht, Rocco - IowaSt	5	32	1153	178	1185	237.00
8	Jones, Emory - UC	5	297	866	222	1163	232.60
9	Howard, Will - KState	5	254	811	151	1065	213.00
10	Slovis, Kedon - BYU	5	-39	1056	195	1017	203.40

SCORING (Minimum Games Played Pct. 75%)

#	Player	G	TD	FG	XPT	2XP	Pts	Pts/g
1	Hale, Alex - OSU	5	0	14	20	0	62	12.40
2	Gordon, Ollie - OSU	5	9	0	0	0	54	10.80
3	Greene, Garrett - WVU	4	7	0	0	1	42	10.50
4	Contreraz, Chase - IowaSt	5	0	12	15	0	51	10.20
5	Giddens, DJ - KState	5	8	0	0	0	48	9.60
6	Hayes, Michael - WVU	5	0	8	18	0	42	8.40
7	Auburn, Bert - UT	5	0	7	21	0	42	8.40
8	Gabriel, Dillon - OU	5	7	0	0	0	42	8.40
9	Schmit, Zach - OU	5	0	7	19	0	40	8.00
10	Brooks, Jonathon - UT	5	6	0	0	0	36	7.20

SCORING (TDs) (Minimum Games Played Pct. 75%, 1 Touchdowns)

#	Player	G	Run	Rec	Ret	Pts	Avg/g
1	Gordon, Ollie - OSU	5	8	1	0	54	10.80
2	Greene, Garrett - WVU	4	7	0	0	42	10.50
3	Giddens, DJ - KState	5	7	1	0	48	9.60
4	Gabriel, Dillon - OU	5	7	0	0	42	8.40
5	Brooks, Jonathon - UT	5	6	0	0	36	7.20
6	Brooks, Tahj - TTU	5	5	0	0	32	6.40
7	Hishaw, Daniel - KU	5	5	0	0	30	6.00
8	Anderson, Nic - OU	5	0	5	0	30	6.00
9	Donaldson, CJ - WVU	5	5	0	0	30	6.00
10	Presley, Brennan - OSU	5	2	3	0	30	6.00

SCORING (KICK) (Minimum Games Played Pct. 75%)

#	Player	G	PAT	FG	Pts	Avg/g
1	Hale, Alex - OSU	5	20-20	14-19	62	12.40
2	Contreraz, Chase - IowaSt	5	15-15	12-13	51	10.20
3	Auburn, Bert - UT	5	21-21	7-10	42	8.40
4	Hayes, Michael - WVU	5	18-18	8-9	42	8.40
5	Schmit, Zach - OU	5	19-19	7-11	40	8.00
6	Hankins, Isaiah - Baylor	5	4-5	10-11	34	6.80
7	Kell, Griffin - TCU	5	13-14	7-12	34	6.80
8	Tennant, Chris - KState	5	21-22	4-5	33	6.60
9	Ferrin, Will - BYU	5	11-11	7-8	32	6.40
10	Boomer, Colton - UCF	5	17-17	4-7	29	5.80



**2023-24 Big 12 Football
Individual Statistics
In Conference games**

RECEIVE YDS/GAME (Minimum Games Played Pct. 75%)

#	Player	G	No.	Yds	TD	Long	Avg/c	Yds/g
1	Baldwin, Monaray - Baylor	5	28	523	3	71	18.68	104.60
2	Baker, Javon - UCF	5	16	376	4	86	23.50	75.20
3	Brown, Samuel - UH	5	26	372	2	53	14.31	74.40
4	Higgins, Jayden - IowaSt	5	16	371	2	75	23.19	74.20
5	Worthy, Xavier - UT	5	28	351	2	42	12.54	70.20
6	Manjack IV, Joseph - UH	4	19	274	3	49	14.42	68.50
7	Noel, Jaylin - IowaSt	5	30	328	2	51	10.93	65.60
8	Roberts, Chase - BYU	5	20	321	2	59	16.05	64.20
9	Richardson, JP - TCU	5	22	295	2	59	13.41	59.00
10	Mitchell, Adonai - UT	5	20	293	4	30	14.65	58.60

PUNT RETURN AVG (Minimum Games Played Pct. 75%)

#	Player	G	No.	Yds	TD	Long	Avg.
1	Wilson, Trevor - KU	5	1	82	1	82	82.00
2	Price, Myles - TTU	5	6	126	0	43	21.00
3	Worthy, Xavier - UT	5	8	149	1	74	18.63

KICK RETURN AVG (Minimum Games Played Pct. 75%)

#	Player	G	No.	Yds	TD	Long	Avg.
1	Noel, Jaylin - IowaSt	5	3	137	0	72	45.67
2	Golden, Matthew - UH	5	9	321	2	100	35.67
3	Pendergrass, Dawson - Baylor	5	1	28	0	28	28.00

ALL PURPOSE (Minimum Games Played Pct. 75%)

#	Player	G	Rush	Rcv	PR	KR	Yds	Avg/g
1	Gordon, Ollie - OSU	5	978	156	0	0	1134	226.80
2	Brooks, Jonathon - UT	5	650	166	0	0	816	163.20
3	Giddens, DJ - KState	5	506	219	0	0	725	145.00
4	Brooks, Tahj - TTU	5	619	42	0	0	661	132.20
5	Harvey, RJ - UCF	5	473	110	0	41	624	124.80
6	Bailey, Emani - TCU	5	494	78	0	0	572	114.40
7	Baldwin, Monaray - Baylor	5	22	523	0	0	545	109.00
8	Neal, Devin - KU	5	468	65	0	0	533	106.60
9	Golden, Matthew - UH	5	0	201	0	321	522	104.40
10	Worthy, Xavier - UT	5	0	351	149	0	500	100.00

PUNTING (Minimum Games Played Pct. 75%, 3.6 Punts/Game)

#	Player	G	No.	Yds	Lg	120	50+	TB	Avg.
1	Rehkov, Ryan - BYU	5	27	1304	70	8	13	2	48.30
2	McNamara, Austin - TTU	5	21	1012	59	7	10	3	48.19
3	Fletcher, Mason - UC	5	22	980	57	11	4	0	44.55
4	Straw, Oliver - WVU	5	20	854	58	7	3	0	42.70
5	Wilkins, Laine - UH	5	23	965	56	6	4	0	41.96
6	Perkins, Tyler - IowaSt	5	23	924	55	7	3	2	40.17

FIELD GOALS (Minimum Games Played Pct. 75%)

#	Player	G	Made	Att.	Long	Pct.	Avg.
1	Hale, Alex - OSU	5	14	19	53	73.68	2.80
2	Contreras, Chase - IowaSt	5	12	13	51	92.31	2.40
3	Hankins, Isaiah - Baylor	5	10	11	54	90.91	2.00
4	Hayes, Michael - WVU	5	8	9	49	88.89	1.60
5	Ferrin, Will - BYU	5	7	8	46	87.50	1.40
6	Schmit, Zach - OU	5	7	11	46	63.64	1.40
7	Auburn, Bert - UT	5	7	10	47	70.00	1.40
8	Kell, Griffin - TCU	5	7	12	53	58.33	1.40
9	Brown, Carter - UC	5	5	7	54	71.43	1.00

FIELD GOAL PCT (Minimum Games Played Pct. 75%)

#	Player	G	Made	Att.	Long	Pct.
1	Garcia, Gino - TTU	5	3	3	39	100.00
2	Contreras, Chase - IowaSt	5	12	13	51	92.31
3	Hankins, Isaiah - Baylor	5	10	11	54	90.91
4	Hayes, Michael - WVU	5	8	9	49	88.89
5	Ferrin, Will - BYU	5	7	8	46	87.50
6	Tennant, Chris - KState	5	4	5	47	80.00
7	Hale, Alex - OSU	5	14	19	53	73.68
8	Brown, Carter - UC	5	5	7	54	71.43
9	Auburn, Bert - UT	5	7	10	47	70.00



**2023-24 Big 12 Football
Individual Statistics
In Conference games**

PAT KICKING PCT (Minimum Games Played Pct. 75%)

#	Player	G	Made	Att.	Pct.
1	Auburn, Bert - UT	5	21	21	100.00
2	Garcia, Gino - TTU	5	17	17	100.00
3	Martin, Jack - UH	5	13	13	100.00
4	Schmit, Zach - OU	5	19	19	100.00
5	Contreras, Chase - IowaSt	5	15	15	100.00
6	Ferrin, Will - BYU	5	11	11	100.00
7	Hale, Alex - OSU	5	20	20	100.00
8	Boomer, Colton - UCF	5	17	17	100.00
9	Brown, Carter - UC	5	8	8	100.00



**2023-24 Big 12 Football
Individual Statistics
In Conference games**

TACKLES (All positions) (Minimum Games Played Pct. 75%)

#	Player	G	Pos	Solo	Ast	Total	Avg/g
1	Martin, Nickolas - OSU	5	LB	29	33	62	12.40
2	Johnson, Jason - UCF	5	LB	39	16	55	11.00
3	Roberts, Ben - TTU	5	LB	27	22	49	9.80
4	Haulcy, A.J. - UH	5	DB	35	11	46	9.20
5	Robinson, Malik - UH	5	LB	23	23	46	9.20
6	Pace, Deshawn - UC	4	LB	15	21	36	9.00
7	Bobby, Devyn - Baylor	5	S	29	14	43	8.60
8	Stutsman, Danny - OU	5	LB	23	20	43	8.60
9	Daniels, Kendal - OSU	5	S	26	17	43	8.60
10	Rucker, Trey - OSU	5	S	23	18	41	8.20
11	Ford, Jaylan - UT	5	LB	18	22	40	8.00
12	Obiazor, Namdi - TCU	5	LB	24	15	39	7.80
13	Jones, Matt - Baylor	5	LB	23	15	38	7.60
14	Freyler, Beau - IowaSt	5	DB	16	22	38	7.60
15	Kpogba, Lee - WVU	5	LB	18	19	37	7.40
16	Tooley, Max - BYU	5	LB	20	17	37	7.40
17	Vongphachanh, Aj - BYU	5	LB	16	20	36	7.20
18	Morris, Jamal - UH	5	LB	20	16	36	7.20
19	Logan Jr., Kenny - KU	5	S	24	12	36	7.20
20	Kanak, Jaren - OU	5	LB	17	17	34	6.80
21	Baskerville, CJ - TTU	4	DB	19	8	27	6.75
22	Booker, Austin - KU	5	DL	24	9	33	6.60
23	Burroughs, O.J. - KU	5	S	27	6	33	6.60
24	Pierre, Jesiah - TTU	4	LB	9	17	26	6.50
25	Oliver, Collin - OSU	5	LB	17	15	32	6.40
26	Yates, Walter - UCF	4	LB	12	13	25	6.25
27	Robinson, Jakob - BYU	5	CB	21	9	30	6.00
28	Jones, Dorian - UC	4	LB	5	19	24	6.00
29	Sigle, Marques - KState	5	S	21	8	29	5.80
30	Wilson, Anthony - WVU	5	S	21	8	29	5.80
31	Threats, Bryon - UC	5	S	17	11	28	5.60
32	Taylor-Demerson, Dadrion - TTU	5	DB	17	11	28	5.60
33	Dingle, Jack - UC	5	LB	16	12	28	5.60
34	Henderson, Demari - UCF	5	DB	19	8	27	5.40
35	Slade, Ethan - BYU	5	DB	19	8	27	5.40
36	Savage, Kobe - KState	5	S	16	11	27	5.40
37	Moore, Austin - KState	5	LB	17	10	27	5.40
38	Brown, JB - KU	5	LB	19	7	26	5.20
39	Martinez, Nikai - UCF	5	DB	21	5	26	5.20
40	Bowman, Billy - OU	5	DB	14	12	26	5.20
41	Wakley, Crew - BYU	5	S	13	13	26	5.20
42	Fleming, Malik - UH	5	DB	19	7	26	5.20
43	McCullough, Dasan - OU	5	LB	15	11	26	5.20
44	Bishop Jr., Beanie - WVU	5	CB	20	5	25	5.00
45	Hill Jr., Anthony - UT	5	LB	15	10	25	5.00
46	Epps, Cameron - OSU	5	S	17	8	25	5.00
47	Hunter, Lee - UCF	5	DL	15	10	25	5.00
48	Lawrence, Key - OU	5	DB	19	6	25	5.00
49	Hodge, Jamoi - TCU	5	LB	10	15	25	5.00
50	Morris-Brash, Tre'mon - UCF	5	DL	15	10	25	5.00

SACKS (Minimum Games Played Pct. 75%)

#	Player	G	Pos	Solo	Ast	Total	Avg/g
1	Caldwell, Jamaree - UH	5	DL	4	0	4	0.80
2	Booker, Austin - KU	5	DL	3	2	4	0.80
3	Morris-Brash, Tre'mon - UCF	5	DL	4	0	4	0.80
4	Downs, Ethan - OU	5	DL	3	1	3.5	0.70
5	Oliver, Collin - OSU	5	LB	2	2	3	0.60
6	Martin, Nickolas - OSU	5	LB	3	0	3	0.60
7	Lawrence, Malachi - UCF	5	DL	3	0	3	0.60
8	Linton, Steve - TTU	5	LB	3	0	3	0.60
9	Singleton, J.R. - IowaSt	5	DL	3	0	3	0.60
10	Lovett, Zachary - IowaSt	5	LB	2	1	2.5	0.50
11	Esters III, Charles - TTU	4	DL	1	2	2	0.50
12	Ceaser, Nelson - UH	4	DL	2	0	2	0.50
13	Jones, Matt - Baylor	5	LB	2	0	2	0.40
14	Bartlett, Jared - WVU	5	LB	2	0	2	0.40
15	Kpogba, Lee - WVU	5	LB	2	0	2	0.40
16	Matlack, Nate - KState	5	DE	2	0	2	0.40
17	Hunter, Lee - UCF	5	DL	2	0	2	0.40
18	Grzesiak, Daniel - UC	5	LB	2	0	2	0.40
19	Duke, Khalid - KState	5	DE	2	0	2	0.40
20	Finkley, Justice - UT	5	DL	2	0	2	0.40

TACKLES FOR LOSS (Minimum Games Played Pct. 75%, 1.25 Total

Tackles For Loss/Game)

#	Player	G	Pos	Solo	Ast	Total	Avg/g
1	Jones, Matt - Baylor	5	LB	8	2	9	1.80
2	Martin, Nickolas - OSU	5	LB	6	4	8	1.60
3	Stutsman, Danny - OU	5	LB	5	4	7	1.40
4	Booker, Austin - KU	5	DL	6	2	7	1.40
5	Pace, Deshawn - UC	4	LB	4	3	5.5	1.38
6	Oliver, Collin - OSU	5	LB	5	3	6.5	1.30
7	Morris-Brash, Tre'mon - UCF	5	DL	6	1	6.5	1.30
8	Ford, Jaylan - UT	5	LB	6	1	6.5	1.30



**2023-24 Big 12 Football
Individual Statistics
In Conference games**

FUMBLES FORCED (Minimum Games Played Pct. 75%)

#	Player	G	No.	Avg/g
1	Henderson, Demari - UCF	5	2	0.40
2	Linton, Steve - TTU	5	2	0.40
3	Pace, Deshawn - UC	4	1	0.25
4	Lee III, Will - KState	4	1	0.25
5	Esters III, Charles - TTU	4	1	0.25
6	Vaughns, Byron - Baylor	5	1	0.20
7	Bradford Jr., Tony - TTU	5	1	0.20
8	McDuffie, Dylan - KU	5	1	0.20
9	Perry, Mark - TCU	5	1	0.20
10	Heckard, Eddie - BYU	5	1	0.20

FUMBLES RECOVERED (Minimum Games Played Pct. 75%)

#	Player	G	No.	Avg/g
1	Dingle, Jack - UC	5	2	0.40
2	Henderson, Demari - UCF	5	2	0.40
3	Williams, Gentry - OU	4	1	0.25
4	Clement, Hudson - WVU	4	1	0.25
5	Miller, Brooks - Baylor	4	1	0.25
6	Pierre, Jesiah - TTU	4	1	0.25
7	Barron, Jahdae - UT	5	1	0.20
8	Vaughns, Byron - Baylor	5	1	0.20
9	Rehchow, Ryan - BYU	5	1	0.20
10	Ajjolaiya, Hakeem - UH	5	1	0.20

PASSES DEFENDED (Minimum Games Played Pct. 75%)

#	Player	G	Brup	Int.	Total	Avg/g
1	Bishop Jr., Beanie - WVU	5	10	2	12	2.40
2	Epps, Cameron - OSU	5	4	3	7	1.40
3	Parrish, Jacob - KState	4	4	1	5	1.25
4	Dotson, Ra'Mello - KU	5	5	1	6	1.20
5	Tampa, T.J. - IowaSt	5	4	2	6	1.20
6	Clark, Bud - TCU	5	5	1	6	1.20
7	Heckard, Eddie - BYU	5	4	2	6	1.20
8	Cooper, Jeremiah - IowaSt	5	4	2	6	1.20
9	Young, Jordan - UC	5	4	1	5	1.00
10	Pace, Deshawn - UC	4	4	0	4	1.00
11	Brooks, Terrance - UT	5	4	1	5	1.00
12	Robinson, Jakob - BYU	5	3	2	5	1.00
13	Morris, Jamal - UH	5	5	0	5	1.00
14	Bowman, Billy - OU	5	2	3	5	1.00
15	Freyler, Beau - IowaSt	5	2	3	5	1.00
16	Fleming, Malik - UH	5	3	1	4	0.80
17	Floyd, Marcis - WVU	5	3	1	4	0.80
18	Lawrence, Key - OU	5	3	1	4	0.80
19	Robinson, Jereme - KU	5	4	0	4	0.80
20	Wakley, Crew - BYU	5	3	1	4	0.80

INTERCEPTIONS (Minimum Games Played Pct. 75%)

#	Player	G	No.	Yds	TD	Long	Avg/g
1	Freyler, Beau - IowaSt	5	3	18	0	18	0.60
2	Bowman, Billy - OU	5	3	54	1	44	0.60
3	Epps, Cameron - OSU	5	3	51	1	35	0.60
4	Verdon, Malik - IowaSt	4	2	0	0	0	0.50
5	Williams, Gentry - OU	4	2	2	0	2	0.50
6	Heckard, Eddie - BYU	5	2	55	0	38	0.40
7	Cooper, Jeremiah - IowaSt	5	2	0	0	0	0.40
8	Taaffe, Michael - UT	5	2	45	0	45	0.40
9	Robinson, Jakob - BYU	5	2	74	1	42	0.40
10	Savage, Kobe - KState	5	2	7	0	7	0.40



**2023-24 Big 12 Football
Extended Team Leaders
In Conference games**

SCORING OFFENSE

Team	G	TD	FG	XPT	2XP	DXP	Saf	Pts	Avg/G
Oklahoma St.	5	21	14	20	0	0	0	188	37.6
Kansas St.	5	25	4	21	1	0	0	185	37
Texas	5	22	7	21	0	0	0	174	34.8
Kansas	5	24	4	17	0	0	0	173	34.6
Oklahoma	5	21	7	19	0	0	1	168	33.6
West Virginia	5	19	8	18	1	0	0	158	31.6
UCF	5	19	4	17	0	1	0	145	29
Iowa St.	5	15	12	15	0	0	0	141	28.2
Texas Tech	5	18	3	17	1	0	0	136	27.2
TCU	5	14	7	13	0	0	0	118	23.6
Houston	5	14	3	13	0	0	0	106	21.2
BYU	5	12	7	11	1	0	0	106	21.2
Baylor	5	11	10	4	3	0	0	106	21.2
Cincinnati	5	10	5	8	1	0	0	85	17

TOTAL DEFENSE

Team	G	Rush	Pass	Plays	Yards	Avg/P	TD	Avg/G
TCU	5	891	901	335	1792	5.35	12	358.4
Texas	5	494	1301	342	1795	5.25	9	359
Texas Tech	5	749	1049	330	1798	5.45	14	359.6
Kansas St.	5	725	1082	338	1807	5.35	8	361.4
Iowa St.	5	655	1195	353	1850	5.24	14	370
Cincinnati	5	691	1390	329	2081	6.33	17	416.2
Oklahoma	5	821	1274	365	2095	5.74	11	419
West Virginia	5	905	1196	351	2101	5.99	19	420.2
BYU	5	937	1239	366	2176	5.95	16	435.2
Baylor	5	1046	1142	328	2188	6.67	21	437.6
Oklahoma St.	5	887	1324	356	2211	6.21	18	442.2
Houston	5	964	1300	368	2264	6.15	24	452.8
UCF	5	1308	1056	380	2364	6.22	24	472.8
Kansas	5	1034	1358	373	2392	6.41	20	478.4

SCORING DEFENSE

Team	G	TD	FG	XPT	2XP	DXP	Saf	Pts	Avg/G
Texas	5	9	7	9	0	0	0	84	16.8
Kansas St.	5	9	7	9	0	0	0	84	16.8
TCU	5	13	8	12	1	0	0	116	23.2
Iowa St.	5	15	5	12	0	0	1	119	23.8
Oklahoma	5	13	12	9	0	0	0	123	24.6
Texas Tech	5	15	7	14	1	0	0	127	25.4
Oklahoma St.	5	18	4	12	1	0	0	134	26.8
West Virginia	5	20	4	19	0	0	0	151	30.2
BYU	5	20	6	20	0	0	0	158	31.6
Kansas	5	20	8	15	0	1	0	161	32.2
Cincinnati	5	19	10	18	0	0	0	162	32.4
Baylor	5	22	5	20	2	0	0	171	34.2
Houston	5	26	5	23	1	0	0	196	39.2
UCF	5	26	7	22	2	0	0	203	40.6

TOTAL OFFENSE PLAYS

Team	G	Rush	Pass	Plays	Yards	Avg/P	TD	Avg/G
TCU	5	820	1459	391	2279	5.83	13	455.8
Oklahoma	5	919	1397	391	2316	5.92	20	463.2
Cincinnati	5	1063	917	374	1980	5.29	10	396
Texas Tech	5	920	1036	367	1956	5.33	16	391.2
Oklahoma St.	5	1119	1348	367	2467	6.72	20	493.4
Kansas St.	5	1295	1029	367	2324	6.33	25	464.8
Baylor	5	377	1477	365	1854	5.08	9	370.8
West Virginia	5	1025	1045	358	2070	5.78	19	414
Texas	5	992	1413	352	2405	6.83	20	481
Iowa St.	5	724	1167	330	1891	5.73	15	378.2
UCF	5	918	1189	321	2107	6.56	18	421.4
Houston	5	461	1287	315	1748	5.55	12	349.6
BYU	5	415	1058	315	1473	4.68	10	294.6
Kansas	5	1059	985	301	2044	6.79	20	408.8

TOUCHDOWNS SCORED

Team	G	TD	FG	XPT	2XP	DXP	Saf	Pts	Avg/G
Kansas St.	5	25	4	21	1	0	0	185	37
Kansas	5	24	4	17	0	0	0	173	34.6
Texas	5	22	7	21	0	0	0	174	34.8
Oklahoma St.	5	21	14	20	0	0	0	188	37.6
Oklahoma	5	21	7	19	0	0	1	168	33.6
West Virginia	5	19	8	18	1	0	0	158	31.6
UCF	5	19	4	17	0	1	0	145	29
Texas Tech	5	18	3	17	1	0	0	136	27.2
Iowa St.	5	15	12	15	0	0	0	141	28.2
TCU	5	14	7	13	0	0	0	118	23.6
Houston	5	14	3	13	0	0	0	106	21.2
BYU	5	12	7	11	1	0	0	106	21.2
Baylor	5	11	10	4	3	0	0	106	21.2
Cincinnati	5	10	5	8	1	0	0	85	17

TOTAL OFFENSE YARDS

Team	G	Rush	Pass	Plays	Yards	Avg/P	TD	Avg/G
Oklahoma St.	5	1119	1348	367	2467	6.72	20	493.4
Texas	5	992	1413	352	2405	6.83	20	481
Kansas St.	5	1295	1029	367	2324	6.33	25	464.8
Oklahoma	5	919	1397	391	2316	5.92	20	463.2
TCU	5	820	1459	391	2279	5.83	13	455.8
UCF	5	918	1189	321	2107	6.56	18	421.4
West Virginia	5	1025	1045	358	2070	5.78	19	414
Kansas	5	1059	985	301	2044	6.79	20	408.8
Cincinnati	5	1063	917	374	1980	5.29	10	396
Texas Tech	5	920	1036	367	1956	5.33	16	391.2
Iowa St.	5	724	1167	330	1891	5.73	15	378.2
Baylor	5	377	1477	365	1854	5.08	9	370.8
Houston	5	461	1287	315	1748	5.55	12	349.6
BYU	5	415	1058	315	1473	4.68	10	294.6



**2023-24 Big 12 Football
Extended Team Leaders
In Conference games**

PTS SCORED KICKING

Team	G	TD	FG	XPT	2XP	DXP	Saf	Pts	Avg/G
Oklahoma St.	5	21	14	20	0	0	0	188	37.6
Kansas St.	5	25	4	21	1	0	0	185	37
Texas	5	22	7	21	0	0	0	174	34.8
Kansas	5	24	4	17	0	0	0	173	34.6
Oklahoma	5	21	7	19	0	0	1	168	33.6
West Virginia	5	19	8	18	1	0	0	158	31.6
UCF	5	19	4	17	0	1	0	145	29
Iowa St.	5	15	12	15	0	0	0	141	28.2
Texas Tech	5	18	3	17	1	0	0	136	27.2
TCU	5	14	7	13	0	0	0	118	23.6
Houston	5	14	3	13	0	0	0	106	21.2
BYU	5	12	7	11	1	0	0	106	21.2
Baylor	5	11	10	4	3	0	0	106	21.2
Cincinnati	5	10	5	8	1	0	0	85	17

TOTAL OFF. AVG/PLAY

Team	G	Rush	Pass	Plays	Yards	Avg/P	TD	Avg/G
Texas	5	992	1413	352	2405	6.83	20	481
Kansas	5	1059	985	301	2044	6.79	20	408.8
Oklahoma St.	5	1119	1348	367	2467	6.72	20	493.4
UCF	5	918	1189	321	2107	6.56	18	421.4
Kansas St.	5	1295	1029	367	2324	6.33	25	464.8
Oklahoma	5	919	1397	391	2316	5.92	20	463.2
TCU	5	820	1459	391	2279	5.83	13	455.8
West Virginia	5	1025	1045	358	2070	5.78	19	414
Iowa St.	5	724	1167	330	1891	5.73	15	378.2
Houston	5	461	1287	315	1748	5.55	12	349.6
Texas Tech	5	920	1036	367	1956	5.33	16	391.2
Cincinnati	5	1063	917	374	1980	5.29	10	396
Baylor	5	377	1477	365	1854	5.08	9	370.8
BYU	5	415	1058	315	1473	4.68	10	294.6

TOTAL OFFENSE

Team	G	Rush	Pass	Plays	Yards	Avg/P	TD	Avg/G
Oklahoma St.	5	1119	1348	367	2467	6.72	20	493.4
Texas	5	992	1413	352	2405	6.83	20	481
Kansas St.	5	1295	1029	367	2324	6.33	25	464.8
Oklahoma	5	919	1397	391	2316	5.92	20	463.2
TCU	5	820	1459	391	2279	5.83	13	455.8
UCF	5	918	1189	321	2107	6.56	18	421.4
West Virginia	5	1025	1045	358	2070	5.78	19	414
Kansas	5	1059	985	301	2044	6.79	20	408.8
Cincinnati	5	1063	917	374	1980	5.29	10	396
Texas Tech	5	920	1036	367	1956	5.33	16	391.2
Iowa St.	5	724	1167	330	1891	5.73	15	378.2
Baylor	5	377	1477	365	1854	5.08	9	370.8
Houston	5	461	1287	315	1748	5.55	12	349.6
BYU	5	415	1058	315	1473	4.68	10	294.6

TOTAL OFFENSE TDS

Team	G	Rush	Pass	Plays	Yards	Avg/P	TD	Avg/G
Kansas St.	5	1295	1029	367	2324	6.33	25	464.8
Texas	5	992	1413	352	2405	6.83	20	481
Oklahoma St.	5	1119	1348	367	2467	6.72	20	493.4
Oklahoma	5	919	1397	391	2316	5.92	20	463.2
Kansas	5	1059	985	301	2044	6.79	20	408.8
West Virginia	5	1025	1045	358	2070	5.78	19	414
UCF	5	918	1189	321	2107	6.56	18	421.4
Texas Tech	5	920	1036	367	1956	5.33	16	391.2
Iowa St.	5	724	1167	330	1891	5.73	15	378.2
TCU	5	820	1459	391	2279	5.83	13	455.8
Houston	5	461	1287	315	1748	5.55	12	349.6
Cincinnati	5	1063	917	374	1980	5.29	10	396
BYU	5	415	1058	315	1473	4.68	10	294.6
Baylor	5	377	1477	365	1854	5.08	9	370.8

RUSHING OFFENSE

Team	G	Att	Yards	Avg/A	Long	TD	Avg/G
Kansas St.	5	223	1295	5.81	70	17	259
Oklahoma St.	5	172	1119	6.51	75	12	223.8
Cincinnati	5	210	1063	5.06	63	3	212.6
Kansas	5	183	1059	5.79	75	10	211.8
West Virginia	5	223	1025	4.6	35	14	205
Texas	5	197	992	5.04	67	13	198.4
Texas Tech	5	190	920	4.84	54	8	184
Oklahoma	5	219	919	4.2	44	12	183.8
UCF	5	181	918	5.07	79	6	183.6
TCU	5	175	820	4.69	35	3	164
Iowa St.	5	171	724	4.23	55	6	144.8
Houston	5	132	461	3.49	58	1	92.2
BYU	5	138	415	3.01	55	4	83
Baylor	5	157	377	2.4	28	5	75.4

RUSHING TDS

Team	G	Att	Yards	Avg/A	Long	TD	Avg/G
Kansas St.	5	223	1295	5.81	70	17	259
West Virginia	5	223	1025	4.6	35	14	205
Texas	5	197	992	5.04	67	13	198.4
Oklahoma St.	5	172	1119	6.51	75	12	223.8
Oklahoma	5	219	919	4.2	44	12	183.8
Kansas	5	183	1059	5.79	75	10	211.8
Texas Tech	5	190	920	4.84	54	8	184
UCF	5	181	918	5.07	79	6	183.6
Iowa St.	5	171	724	4.23	55	6	144.8
Baylor	5	157	377	2.4	28	5	75.4
BYU	5	138	415	3.01	55	4	83
TCU	5	175	820	4.69	35	3	164
Cincinnati	5	210	1063	5.06	63	3	212.6
Houston	5	132	461	3.49	58	1	92.2



**2023-24 Big 12 Football
Extended Team Leaders
In Conference games**

RUSHING DEFENSE

Team	G	Att	Yards	Avg/A	Long	TD	Avg/G
Texas	5	144	494	3.43	44	4	98.8
Iowa St.	5	160	655	4.09	71	5	131
Cincinnati	5	165	691	4.19	75	9	138.2
Kansas St.	5	152	725	4.77	54	4	145
Texas Tech	5	183	749	4.09	55	6	149.8
Oklahoma	5	186	821	4.41	54	6	164.2
Oklahoma St.	5	195	887	4.55	70	6	177.4
TCU	5	191	891	4.66	55	7	178.2
West Virginia	5	168	905	5.39	58	7	181
BYU	5	189	937	4.96	38	3	187.4
Houston	5	215	964	4.48	54	13	192.8
Kansas	5	204	1034	5.07	67	13	206.8
Baylor	5	189	1046	5.53	79	12	209.2
UCF	5	230	1308	5.69	75	19	261.6

PASS EFFICIENCY

Team	G	Comp-Att-Int	Pct.	Yds	Avg/G	TD	Effic
Texas	5	117 - 155 - 4	75.48	1413	282.60	7	161.80
UCF	5	83 - 140 - 5	59.29	1189	237.80	12	151.77
Kansas	5	69 - 118 - 4	58.47	985	197.00	10	149.78
Oklahoma	5	114 - 172 - 3	66.28	1397	279.40	8	146.37
Houston	5	115 - 183 - 4	62.84	1287	257.40	11	137.38
Iowa St.	5	96 - 159 - 3	60.38	1167	233.40	9	136.94
Kansas St.	5	92 - 144 - 4	63.89	1029	205.80	8	136.69
West Virginia	5	73 - 135 - 4	54.07	1045	209.00	5	125.39
Oklahoma St.	5	112 - 195 - 4	57.44	1348	269.60	8	124.94
TCU	5	129 - 216 - 8	59.72	1459	291.80	10	124.33
Baylor	5	121 - 208 - 2	58.17	1477	295.40	4	122.24
BYU	5	99 - 177 - 5	55.93	1058	211.60	6	111.68
Texas Tech	5	97 - 177 - 7	54.80	1036	207.20	8	110.97
Cincinnati	5	90 - 164 - 6	54.88	917	183.40	7	108.61

YARDS PER RUSH

Team	G	Att	Yards	Avg/A	Long	TD	Avg/G
Oklahoma St.	5	172	1119	6.51	75	12	223.8
Kansas St.	5	223	1295	5.81	70	17	259
Kansas	5	183	1059	5.79	75	10	211.8
UCF	5	181	918	5.07	79	6	183.6
Cincinnati	5	210	1063	5.06	63	3	212.6
Texas	5	197	992	5.04	67	13	198.4
Texas Tech	5	190	920	4.84	54	8	184
TCU	5	175	820	4.69	35	3	164
West Virginia	5	223	1025	4.6	35	14	205
Iowa St.	5	171	724	4.23	55	6	144.8
Oklahoma	5	219	919	4.2	44	12	183.8
Houston	5	132	461	3.49	58	1	92.2
BYU	5	138	415	3.01	55	4	83
Baylor	5	157	377	2.4	28	5	75.4

PASS DEFENSE EFFIC.

Team	G	Comp-Att-Int	Pct.	Yds	Avg/G	TD	Effic
Kansas St.	5	102 - 186 - 6	54.84	1082	216.40	4	104.35
TCU	5	73 - 144 - 3	50.69	901	180.20	5	110.54
Iowa St.	5	109 - 193 - 10	56.48	1195	239.00	9	113.51
Oklahoma	5	104 - 179 - 8	58.10	1274	254.80	5	118.17
Texas	5	118 - 198 - 4	59.60	1301	260.20	5	119.08
West Virginia	5	108 - 183 - 4	59.02	1196	239.20	12	131.18
UCF	5	96 - 150 - 2	64.00	1056	211.20	5	131.47
BYU	5	110 - 177 - 7	62.15	1239	247.80	13	137.27
Texas Tech	5	94 - 147 - 2	63.95	1049	209.80	8	139.13
Oklahoma St.	5	91 - 161 - 7	56.52	1324	264.80	12	141.50
Kansas	5	112 - 169 - 4	66.27	1358	271.60	7	142.71
Cincinnati	5	97 - 164 - 1	59.15	1390	278.00	8	145.22
Baylor	5	89 - 139 - 3	64.03	1142	228.40	9	150.09
Houston	5	104 - 153 - 2	67.97	1300	260.00	11	160.46

RUSH ATTEMPTS

Team	G	Att	Yards	Avg/A	Long	TD	Avg/G
West Virginia	5	223	1025	4.6	35	14	205
Kansas St.	5	223	1295	5.81	70	17	259
Oklahoma	5	219	919	4.2	44	12	183.8
Cincinnati	5	210	1063	5.06	63	3	212.6
Texas	5	197	992	5.04	67	13	198.4
Texas Tech	5	190	920	4.84	54	8	184
Kansas	5	183	1059	5.79	75	10	211.8
UCF	5	181	918	5.07	79	6	183.6
TCU	5	175	820	4.69	35	3	164
Oklahoma St.	5	172	1119	6.51	75	12	223.8
Iowa St.	5	171	724	4.23	55	6	144.8
Baylor	5	157	377	2.4	28	5	75.4
BYU	5	138	415	3.01	55	4	83
Houston	5	132	461	3.49	58	1	92.2



**2023-24 Big 12 Football
Extended Team Leaders
In Conference games**

RUSH YARDS

Team	G	Att	Yards	Avg/A	Long	TD	Avg/G
Kansas St.	5	223	1295	5.81	70	17	259
Oklahoma St.	5	172	1119	6.51	75	12	223.8
Cincinnati	5	210	1063	5.06	63	3	212.6
Kansas	5	183	1059	5.79	75	10	211.8
West Virginia	5	223	1025	4.6	35	14	205
Texas	5	197	992	5.04	67	13	198.4
Texas Tech	5	190	920	4.84	54	8	184
Oklahoma	5	219	919	4.2	44	12	183.8
UCF	5	181	918	5.07	79	6	183.6
TCU	5	175	820	4.69	35	3	164
Iowa St.	5	171	724	4.23	55	6	144.8
Houston	5	132	461	3.49	58	1	92.2
BYU	5	138	415	3.01	55	4	83
Baylor	5	157	377	2.4	28	5	75.4



**2023-24 Big 12 Football
Extended Team Leaders
In Conference games**

PASS OFFENSE

Team	G	Comp-Att-Int	Pct.	Yds	Avg/A	TD	Avg/G
Baylor	5	121 - 208 - 2	58.17	1477	7.10	4	295.40
TCU	5	129 - 216 - 8	59.72	1459	6.75	10	291.80
Texas	5	117 - 155 - 4	75.48	1413	9.12	7	282.60
Oklahoma	5	114 - 172 - 3	66.28	1397	8.12	8	279.40
Oklahoma St.	5	112 - 195 - 4	57.44	1348	6.91	8	269.60
Houston	5	115 - 183 - 4	62.84	1287	7.03	11	257.40
UCF	5	83 - 140 - 5	59.29	1189	8.49	12	237.80
Iowa St.	5	96 - 159 - 3	60.38	1167	7.34	9	233.40
BYU	5	99 - 177 - 5	55.93	1058	5.98	6	211.60
West Virginia	5	73 - 135 - 4	54.07	1045	7.74	5	209.00
Texas Tech	5	97 - 177 - 7	54.80	1036	5.85	8	207.20
Kansas St.	5	92 - 144 - 4	63.89	1029	7.15	8	205.80
Kansas	5	69 - 118 - 4	58.47	985	8.35	10	197.00
Cincinnati	5	90 - 164 - 6	54.88	917	5.59	7	183.40

PASS COMP. PCT

Team	G	Comp-Att-Int	Pct.	Yds	Avg/A	TD	Avg/G
Texas	5	117 - 155 - 4	75.48	1413	9.12	7	282.60
Oklahoma	5	114 - 172 - 3	66.28	1397	8.12	8	279.40
Kansas St.	5	92 - 144 - 4	63.89	1029	7.15	8	205.80
Houston	5	115 - 183 - 4	62.84	1287	7.03	11	257.40
Iowa St.	5	96 - 159 - 3	60.38	1167	7.34	9	233.40
TCU	5	129 - 216 - 8	59.72	1459	6.75	10	291.80
UCF	5	83 - 140 - 5	59.29	1189	8.49	12	237.80
Kansas	5	69 - 118 - 4	58.47	985	8.35	10	197.00
Baylor	5	121 - 208 - 2	58.17	1477	7.10	4	295.40
Oklahoma St.	5	112 - 195 - 4	57.44	1348	6.91	8	269.60
BYU	5	99 - 177 - 5	55.93	1058	5.98	6	211.60
Cincinnati	5	90 - 164 - 6	54.88	917	5.59	7	183.40
Texas Tech	5	97 - 177 - 7	54.80	1036	5.85	8	207.20
West Virginia	5	73 - 135 - 4	54.07	1045	7.74	5	209.00

PASS DEFENSE

Team	G	Comp-Att-Int	Pct.	Yds	Avg/A	TD	Avg/G
TCU	5	73 - 144 - 3	50.69	901	6.26	5	180.20
Texas Tech	5	94 - 147 - 2	63.95	1049	7.14	8	209.80
UCF	5	96 - 150 - 2	64.00	1056	7.04	5	211.20
Kansas St.	5	102 - 186 - 6	54.84	1082	5.82	4	216.40
Baylor	5	89 - 139 - 3	64.03	1142	8.22	9	228.40
Iowa St.	5	109 - 193 - 10	56.48	1195	6.19	9	239.00
West Virginia	5	108 - 183 - 4	59.02	1196	6.54	12	239.20
BYU	5	110 - 177 - 7	62.15	1239	7.00	13	247.80
Oklahoma	5	104 - 179 - 8	58.10	1274	7.12	5	254.80
Houston	5	104 - 153 - 2	67.97	1300	8.50	11	260.00
Texas	5	118 - 198 - 4	59.60	1301	6.57	5	260.20
Oklahoma St.	5	91 - 161 - 7	56.52	1324	8.22	12	264.80
Kansas	5	112 - 169 - 4	66.27	1358	8.04	7	271.60
Cincinnati	5	97 - 164 - 1	59.15	1390	8.48	8	278.00

PASS YDS/COMP.

Team	G	Comp-Att-Int	Pct.	Yds	Avg/A	TD	Avg/G
Texas	5	117 - 155 - 4	75.48	1413	9.12	7	282.60
UCF	5	83 - 140 - 5	59.29	1189	8.49	12	237.80
Kansas	5	69 - 118 - 4	58.47	985	8.35	10	197.00
Oklahoma	5	114 - 172 - 3	66.28	1397	8.12	8	279.40
Houston	5	115 - 183 - 4	62.84	1287	7.03	11	257.40
Iowa St.	5	96 - 159 - 3	60.38	1167	7.34	9	233.40
Kansas St.	5	92 - 144 - 4	63.89	1029	7.15	8	205.80
West Virginia	5	73 - 135 - 4	54.07	1045	7.74	5	209.00
Oklahoma St.	5	112 - 195 - 4	57.44	1348	6.91	8	269.60
TCU	5	129 - 216 - 8	59.72	1459	6.75	10	291.80
Baylor	5	121 - 208 - 2	58.17	1477	7.10	4	295.40
BYU	5	99 - 177 - 5	55.93	1058	5.98	6	211.60
Texas Tech	5	97 - 177 - 7	54.80	1036	5.85	8	207.20
Cincinnati	5	90 - 164 - 6	54.88	917	5.59	7	183.40

PASS ATTEMPTS

Team	G	Comp-Att-Int	Pct.	Yds	Avg/A	TD	Avg/G
TCU	5	129 - 216 - 8	59.72	1459	6.75	10	291.80
Baylor	5	121 - 208 - 2	58.17	1477	7.10	4	295.40
Oklahoma St.	5	112 - 195 - 4	57.44	1348	6.91	8	269.60
Houston	5	115 - 183 - 4	62.84	1287	7.03	11	257.40
Texas Tech	5	97 - 177 - 7	54.80	1036	5.85	8	207.20
BYU	5	99 - 177 - 5	55.93	1058	5.98	6	211.60
Oklahoma	5	114 - 172 - 3	66.28	1397	8.12	8	279.40
Cincinnati	5	90 - 164 - 6	54.88	917	5.59	7	183.40
Iowa St.	5	96 - 159 - 3	60.38	1167	7.34	9	233.40
Texas	5	117 - 155 - 4	75.48	1413	9.12	7	282.60
Kansas St.	5	92 - 144 - 4	63.89	1029	7.15	8	205.80
UCF	5	83 - 140 - 5	59.29	1189	8.49	12	237.80
West Virginia	5	73 - 135 - 4	54.07	1045	7.74	5	209.00
Kansas	5	69 - 118 - 4	58.47	985	8.35	10	197.00

PASS YDS/ATT.

Team	G	Comp-Att-Int	Pct.	Yds	Avg/A	TD	Avg/G
Texas	5	117 - 155 - 4	75.48	1413	9.12	7	282.60
UCF	5	83 - 140 - 5	59.29	1189	8.49	12	237.80
Oklahoma	5	114 - 172 - 3	66.28	1397	8.12	8	279.40
Kansas	5	69 - 118 - 4	58.47	985	8.35	10	197.00
Kansas St.	5	92 - 144 - 4	63.89	1029	7.15	8	205.80
Iowa St.	5	96 - 159 - 3	60.38	1167	7.34	9	233.40
West Virginia	5	73 - 135 - 4	54.07	1045	7.74	5	209.00
Baylor	5	121 - 208 - 2	58.17	1477	7.10	4	295.40
Houston	5	115 - 183 - 4	62.84	1287	7.03	11	257.40
Oklahoma St.	5	112 - 195 - 4	57.44	1348	6.91	8	269.60
TCU	5	129 - 216 - 8	59.72	1459	6.75	10	291.80
Texas Tech	5	97 - 177 - 7	54.80	1036	5.85	8	207.20
BYU	5	99 - 177 - 5	55.93	1058	5.98	6	211.60
Cincinnati	5	90 - 164 - 6	54.88	917	5.59	7	183.40



**2023-24 Big 12 Football
Extended Team Leaders
In Conference games**

PASS COMPLETIONS

Team	G	Comp-Att-Int	Pct.	Yds	Avg/A	TD	Avg/G
TCU	5	129 - 216 - 8	59.72	1459	6.75	10	291.80
Baylor	5	121 - 208 - 2	58.17	1477	7.10	4	295.40
Texas	5	117 - 155 - 4	75.48	1413	9.12	7	282.60
Houston	5	115 - 183 - 4	62.84	1287	7.03	11	257.40
Oklahoma	5	114 - 172 - 3	66.28	1397	8.12	8	279.40
Oklahoma St.	5	112 - 195 - 4	57.44	1348	6.91	8	269.60
BYU	5	99 - 177 - 5	55.93	1058	5.98	6	211.60
Texas Tech	5	97 - 177 - 7	54.80	1036	5.85	8	207.20
Iowa St.	5	96 - 159 - 3	60.38	1167	7.34	9	233.40
Kansas St.	5	92 - 144 - 4	63.89	1029	7.15	8	205.80
Cincinnati	5	90 - 164 - 6	54.88	917	5.59	7	183.40
UCF	5	83 - 140 - 5	59.29	1189	8.49	12	237.80
West Virginia	5	73 - 135 - 4	54.07	1045	7.74	5	209.00
Kansas	5	69 - 118 - 4	58.47	985	8.35	10	197.00

PASS INTERCEPTIONS

Team	G	Comp-Att-Int	Pct.	Yds	Avg/A	TD	Avg/G
Baylor	5	121 - 208 - 2	58.17	1477	7.10	4	295.40
Oklahoma	5	114 - 172 - 3	66.28	1397	8.12	8	279.40
Iowa St.	5	96 - 159 - 3	60.38	1167	7.34	9	233.40
West Virginia	5	73 - 135 - 4	54.07	1045	7.74	5	209.00
Texas	5	117 - 155 - 4	75.48	1413	9.12	7	282.60
Oklahoma St.	5	112 - 195 - 4	57.44	1348	6.91	8	269.60
Kansas St.	5	92 - 144 - 4	63.89	1029	7.15	8	205.80
Kansas	5	69 - 118 - 4	58.47	985	8.35	10	197.00
Houston	5	115 - 183 - 4	62.84	1287	7.03	11	257.40
UCF	5	83 - 140 - 5	59.29	1189	8.49	12	237.80
BYU	5	99 - 177 - 5	55.93	1058	5.98	6	211.60
Cincinnati	5	90 - 164 - 6	54.88	917	5.59	7	183.40
Texas Tech	5	97 - 177 - 7	54.80	1036	5.85	8	207.20
TCU	5	129 - 216 - 8	59.72	1459	6.75	10	291.80

PASS YARDS

Team	G	Comp-Att-Int	Pct.	Yds	Avg/A	TD	Avg/G
Baylor	5	121 - 208 - 2	58.17	1477	7.10	4	295.40
TCU	5	129 - 216 - 8	59.72	1459	6.75	10	291.80
Texas	5	117 - 155 - 4	75.48	1413	9.12	7	282.60
Oklahoma	5	114 - 172 - 3	66.28	1397	8.12	8	279.40
Oklahoma St.	5	112 - 195 - 4	57.44	1348	6.91	8	269.60
Houston	5	115 - 183 - 4	62.84	1287	7.03	11	257.40
UCF	5	83 - 140 - 5	59.29	1189	8.49	12	237.80
Iowa St.	5	96 - 159 - 3	60.38	1167	7.34	9	233.40
BYU	5	99 - 177 - 5	55.93	1058	5.98	6	211.60
West Virginia	5	73 - 135 - 4	54.07	1045	7.74	5	209.00
Texas Tech	5	97 - 177 - 7	54.80	1036	5.85	8	207.20
Kansas St.	5	92 - 144 - 4	63.89	1029	7.15	8	205.80
Kansas	5	69 - 118 - 4	58.47	985	8.35	10	197.00
Cincinnati	5	90 - 164 - 6	54.88	917	5.59	7	183.40

PASSING TDS

Team	G	Comp-Att-Int	Pct.	Yds	Avg/A	TD	Avg/G
UCF	5	83 - 140 - 5	59.29	1189	8.49	12	237.80
Houston	5	115 - 183 - 4	62.84	1287	7.03	11	257.40
TCU	5	129 - 216 - 8	59.72	1459	6.75	10	291.80
Kansas	5	69 - 118 - 4	58.47	985	8.35	10	197.00
Iowa St.	5	96 - 159 - 3	60.38	1167	7.34	9	233.40
Texas Tech	5	97 - 177 - 7	54.80	1036	5.85	8	207.20
Oklahoma St.	5	112 - 195 - 4	57.44	1348	6.91	8	269.60
Oklahoma	5	114 - 172 - 3	66.28	1397	8.12	8	279.40
Kansas St.	5	92 - 144 - 4	63.89	1029	7.15	8	205.80
Texas	5	117 - 155 - 4	75.48	1413	9.12	7	282.60
Cincinnati	5	90 - 164 - 6	54.88	917	5.59	7	183.40
BYU	5	99 - 177 - 5	55.93	1058	5.98	6	211.60
West Virginia	5	73 - 135 - 4	54.07	1045	7.74	5	209.00
Baylor	5	121 - 208 - 2	58.17	1477	7.10	4	295.40

FIELD GOALS

Team	G	Made	Att	Pct
Texas Tech	5	3	3	100
Iowa St.	5	12	13	92.31
Baylor	5	10	11	90.91
West Virginia	5	8	9	88.89
BYU	5	7	8	87.5
Kansas St.	5	4	5	80
Oklahoma St.	5	14	19	73.68
Cincinnati	5	5	7	71.43
Texas	5	7	10	70
Kansas	5	4	6	66.67
Oklahoma	5	7	11	63.64
TCU	5	7	12	58.33
UCF	5	4	7	57.14
Houston	5	3	6	50

PATS KICKS MADE

Team	G	Made	Att	Pct
Texas	5	21	21	100
Kansas St.	5	21	23	91.3
Oklahoma St.	5	20	20	100
Oklahoma	5	19	19	100
West Virginia	5	18	18	100
UCF	5	17	17	100
Texas Tech	5	17	17	100
Kansas	5	17	18	94.44
Iowa St.	5	15	15	100
TCU	5	13	14	92.86
Houston	5	13	13	100
BYU	5	11	11	100
Cincinnati	5	8	8	100
Baylor	5	4	5	80



FIELD GOALS ATTEMPTED

Team	G	Made	Att	Pct
Oklahoma St.	5	14	19	73.68
Iowa St.	5	12	13	92.31
TCU	5	7	12	58.33
Oklahoma	5	7	11	63.64
Baylor	5	10	11	90.91
Texas	5	7	10	70
West Virginia	5	8	9	88.89
BYU	5	7	8	87.5
UCF	5	4	7	57.14
Cincinnati	5	5	7	71.43
Kansas	5	4	6	66.67
Houston	5	3	6	50
Kansas St.	5	4	5	80
Texas Tech	5	3	3	100

NET YARDS PER PUNT

Team	G	No.	Yards	Avg/P	Ret.	Avg/R	TB	Net/P
Kansas St.	5	14	630	45.00	16	8.00	0	43.86
Texas Tech	5	21	1012	48.19	40	5.71	3	43.43
Kansas	5	14	603	43.07	0	0.00	0	43.07
Texas	5	11	536	48.73	24	4.80	2	42.91
Cincinnati	5	22	980	44.55	57	5.18	0	41.95
West Virginia	5	20	854	42.70	17	2.83	0	41.85
Oklahoma St.	5	21	861	41.00	22	3.67	0	39.95
BYU	5	27	1304	48.30	189	18.90	2	39.81
Houston	5	24	965	40.21	22	4.40	0	39.29
Oklahoma	5	21	833	39.67	15	2.50	2	37.05
TCU	5	17	681	40.06	40	8.00	1	36.53
Baylor	5	16	677	42.31	102	17.00	0	35.94
Iowa St.	5	24	924	38.50	34	6.80	2	35.42
UCF	5	16	603	37.69	124	17.71	0	29.94

FIELD GOALS MADE

Team	G	Made	Att	Pct
Oklahoma St.	5	14	19	73.68
Iowa St.	5	12	13	92.31
Baylor	5	10	11	90.91
West Virginia	5	8	9	88.89
Texas	5	7	10	70
TCU	5	7	12	58.33
Oklahoma	5	7	11	63.64
BYU	5	7	8	87.5
Cincinnati	5	5	7	71.43
UCF	5	4	7	57.14
Kansas St.	5	4	5	80
Kansas	5	4	6	66.67
Texas Tech	5	3	3	100
Houston	5	3	6	50

AVG YARDS PER PUNT

Team	G	No.	Yards	Avg/P	Ret.	Avg/R	TB	Net/P
BYU	5	27	1304	48.30	189	18.90	2	39.81
Iowa St.	5	24	924	38.50	34	6.80	2	35.42
Houston	5	24	965	40.21	22	4.40	0	39.29
Cincinnati	5	22	980	44.55	57	5.18	0	41.95
Texas Tech	5	21	1012	48.19	40	5.71	3	43.43
Oklahoma St.	5	21	861	41.00	22	3.67	0	39.95
Oklahoma	5	21	833	39.67	15	2.50	2	37.05
West Virginia	5	20	854	42.70	17	2.83	0	41.85
TCU	5	17	681	40.06	40	8.00	1	36.53
UCF	5	16	603	37.69	124	17.71	0	29.94
Baylor	5	16	677	42.31	102	17.00	0	35.94
Kansas St.	5	14	630	45.00	16	8.00	0	43.86
Kansas	5	14	603	43.07	0	0.00	0	43.07
Texas	5	11	536	48.73	24	4.80	2	42.91

PAT KICKING

Team	G	Made	Att	Pct
West Virginia	5	18	18	100
UCF	5	17	17	100
Texas Tech	5	17	17	100
Texas	5	21	21	100
Oklahoma St.	5	20	20	100
Oklahoma	5	19	19	100
Iowa St.	5	15	15	100
Houston	5	13	13	100
Cincinnati	5	8	8	100
BYU	5	11	11	100
Kansas	5	17	18	94.44
TCU	5	13	14	92.86
Kansas St.	5	21	23	91.3
Baylor	5	4	5	80

NUMBER OF PUNTS

Team	G	No.	Yards	Avg/P	Ret.	Avg/R	TB	Net/P
BYU	5	27	1304	48.30	189	18.90	2	39.81
Iowa St.	5	24	924	38.50	34	6.80	2	35.42
Houston	5	24	965	40.21	22	4.40	0	39.29
Cincinnati	5	22	980	44.55	57	5.18	0	41.95
Texas Tech	5	21	1012	48.19	40	5.71	3	43.43
Oklahoma St.	5	21	861	41.00	22	3.67	0	39.95
Oklahoma	5	21	833	39.67	15	2.50	2	37.05
West Virginia	5	20	854	42.70	17	2.83	0	41.85
TCU	5	17	681	40.06	40	8.00	1	36.53
UCF	5	16	603	37.69	124	17.71	0	29.94
Baylor	5	16	677	42.31	102	17.00	0	35.94
Kansas St.	5	14	630	45.00	16	8.00	0	43.86
Kansas	5	14	603	43.07	0	0.00	0	43.07
Texas	5	11	536	48.73	24	4.80	2	42.91



PAT KICK ATTEMPTS

Team	G	Made	Att	Pct
Kansas St.	5	21	23	91.3
Texas	5	21	21	100
Oklahoma St.	5	20	20	100
Oklahoma	5	19	19	100
West Virginia	5	18	18	100
Kansas	5	17	18	94.44
UCF	5	17	17	100
Texas Tech	5	17	17	100
Iowa St.	5	15	15	100
TCU	5	13	14	92.86
Houston	5	13	13	100
BYU	5	11	11	100
Cincinnati	5	8	8	100
Baylor	5	4	5	80

YARDS PUNTED

Team	G	No.	Yards	Avg/P	Ret.	Avg/R	TB	Net/P
BYU	5	27	1304	48.30	189	18.90	2	39.81
Texas Tech	5	21	1012	48.19	40	5.71	3	43.43
Cincinnati	5	22	980	44.55	57	5.18	0	41.95
Houston	5	24	965	40.21	22	4.40	0	39.29
Iowa St.	5	24	924	38.50	34	6.80	2	35.42
Oklahoma St.	5	21	861	41.00	22	3.67	0	39.95
West Virginia	5	20	854	42.70	17	2.83	0	41.85
Oklahoma	5	21	833	39.67	15	2.50	2	37.05
TCU	5	17	681	40.06	40	8.00	1	36.53
Baylor	5	16	677	42.31	102	17.00	0	35.94
Kansas St.	5	14	630	45.00	16	8.00	0	43.86
UCF	5	16	603	37.69	124	17.71	0	29.94
Kansas	5	14	603	43.07	0	0.00	0	43.07
Texas	5	11	536	48.73	24	4.80	2	42.91

PUNT RETURN AVG

Team	G	No	Yards	TD	Long	Avg.
Kansas	5	2	95	1	82	47.5
Texas Tech	5	6	133	1	43	22.17
Texas	5	9	152	2	74	16.89
Baylor	5	8	89	0	41	11.13
West Virginia	5	8	82	0	20	10.25
UCF	5	5	33	0	12	6.6
Oklahoma	5	6	33	0	22	5.5
Iowa St.	5	6	22	0	10	3.67
Houston	5	8	26	0	14	3.25
TCU	5	5	16	0	13	3.2
BYU	5	5	14	0	12	2.8
Cincinnati	5	5	9	0	12	1.8
Kansas St.	5	5	4	0	5	0.8
Oklahoma St.	5	4	-6	0	0	-1.5

KICK RETURNS

Team	G	No.	Yards	TD	Long	Avg.
Houston	5	18	488	2	100	27.11
Kansas	5	15	294	0	43	19.60
Texas Tech	5	14	372	1	100	26.57
TCU	5	13	258	0	40	19.85
BYU	5	13	245	0	40	18.85
Baylor	5	13	273	0	34	21.00
Oklahoma St.	5	11	230	0	35	20.91
Oklahoma	5	11	177	0	31	16.09
West Virginia	5	10	179	0	24	17.90
UCF	5	10	207	0	51	20.70
Texas	5	10	181	0	45	18.10
Kansas St.	5	6	81	0	19	13.50
Cincinnati	5	6	124	0	37	20.67
Iowa St.	5	3	137	0	72	45.67

PUNT RETURNS

Team	G	No	Yards	TD	Long	Avg.
Texas	5	9	152	2	74	16.89
West Virginia	5	8	82	0	20	10.25
Houston	5	8	26	0	14	3.25
Baylor	5	8	89	0	41	11.13
Texas Tech	5	6	133	1	43	22.17
Oklahoma	5	6	33	0	22	5.5
Iowa St.	5	6	22	0	10	3.67
UCF	5	5	33	0	12	6.6
TCU	5	5	16	0	13	3.2
Kansas St.	5	5	4	0	5	0.8
Cincinnati	5	5	9	0	12	1.8
BYU	5	5	14	0	12	2.8
Oklahoma St.	5	4	-6	0	0	-1.5
Kansas	5	2	95	1	82	47.5

KICK RETURN YARDS

Team	G	No.	Yards	TD	Long	Avg.
Houston	5	18	488	2	100	27.11
Texas Tech	5	14	372	1	100	26.57
Kansas	5	15	294	0	43	19.60
Baylor	5	13	273	0	34	21.00
TCU	5	13	258	0	40	19.85
BYU	5	13	245	0	40	18.85
Oklahoma St.	5	11	230	0	35	20.91
UCF	5	10	207	0	51	20.70
Texas	5	10	181	0	45	18.10
West Virginia	5	10	179	0	24	17.90
Oklahoma	5	11	177	0	31	16.09
Iowa St.	5	3	137	0	72	45.67
Cincinnati	5	6	124	0	37	20.67
Kansas St.	5	6	81	0	19	13.50



**2023-24 Big 12 Football
Extended Team Leaders
In Conference games**

PUNT RETURN YARDS

Team	G	No	Yards	TD	Long	Avg.
Texas	5	9	152	2	74	16.89
Texas Tech	5	6	133	1	43	22.17
Kansas	5	2	95	1	82	47.5
Baylor	5	8	89	0	41	11.13
West Virginia	5	8	82	0	20	10.25
UCF	5	5	33	0	12	6.6
Oklahoma	5	6	33	0	22	5.5
Houston	5	8	26	0	14	3.25
Iowa St.	5	6	22	0	10	3.67
TCU	5	5	16	0	13	3.2
BYU	5	5	14	0	12	2.8
Cincinnati	5	5	9	0	12	1.8
Kansas St.	5	5	4	0	5	0.8
Oklahoma St.	5	4	-6	0	0	-1.5

KICK RETURN TDS

Team	G	No.	Yards	TD	Long	Avg.
Houston	5	18	488	2	100	27.11
Texas Tech	5	14	372	1	100	26.57
West Virginia	5	10	179	0	24	17.90
UCF	5	10	207	0	51	20.70
Texas	5	10	181	0	45	18.10
TCU	5	13	258	0	40	19.85
Oklahoma St.	5	11	230	0	35	20.91
Oklahoma	5	11	177	0	31	16.09
Kansas St.	5	6	81	0	19	13.50
Kansas	5	15	294	0	43	19.60
Iowa St.	5	3	137	0	72	45.67
Cincinnati	5	6	124	0	37	20.67
BYU	5	13	245	0	40	18.85
Baylor	5	13	273	0	34	21.00

PUNT RETURN TDS

Team	G	No	Yards	TD	Long	Avg.
Texas	5	9	152	2	74	16.89
Texas Tech	5	6	133	1	43	22.17
Kansas	5	2	95	1	82	47.5
West Virginia	5	8	82	0	20	10.25
UCF	5	5	33	0	12	6.6
TCU	5	5	16	0	13	3.2
Oklahoma St.	5	4	-6	0	0	-1.5
Oklahoma	5	6	33	0	22	5.5
Kansas St.	5	5	4	0	5	0.8
Iowa St.	5	6	22	0	10	3.67
Houston	5	8	26	0	14	3.25
Cincinnati	5	5	9	0	12	1.8
BYU	5	5	14	0	12	2.8
Baylor	5	8	89	0	41	11.13

KICKOFF RETURNS

Team	G	No	Yards	TD	Long	Avg.
Texas Tech	5	26	1095	1	100	42.12
Texas	5	34	1416	0	45	41.65
BYU	5	24	981	0	40	40.88
Oklahoma	5	31	1266	0	31	40.84
Baylor	5	25	1013	0	34	40.52
Iowa St.	5	32	1292	0	72	40.38
Kansas	5	33	1326	0	43	40.18
Oklahoma St.	5	39	1564	0	35	40.1
UCF	5	25	999	0	51	39.96
Kansas St.	5	33	1289	0	19	39.06
West Virginia	5	31	1179	0	24	38.03
Houston	5	21	722	2	100	34.38
Cincinnati	5	20	686	0	37	34.3
TCU	5	26	886	0	40	34.08



**2023-24 Big 12 Football
Extended Team Leaders
In Conference games**

INTERCEPTION RETURN AVG

Team	G	No.	Yards	TD	Long	Avg.
BYU	5	7	171	1	42	24.43
Kansas	5	4	97	2	37	24.25
Texas	5	4	90	0	45	22.50
Houston	5	2	35	0	35	17.50
UCF	5	2	30	0	27	15.00
Oklahoma St.	5	7	105	1	35	15.00
Texas Tech	5	2	26	0	21	13.00
West Virginia	5	4	51	0	31	12.75
TCU	5	3	36	1	35	12.00
Oklahoma	5	8	76	1	44	9.50
Kansas St.	5	6	40	0	17	6.67
Iowa St.	5	10	28	0	18	2.80
Baylor	5	3	5	0	5	1.67
Cincinnati	5	1	0	0	0	0.00

FUMBLE RETURNS

Team	G	No.	Yards	TD	Long	Avg.
West Virginia	5	2	0	0	0	0.00
UCF	5	2	87	1	87	43.50
Texas Tech	5	1	0	0	0	0.00
Texas	5	3	0	0	0	0.00
TCU	5	1	0	0	0	0.00
Oklahoma St.	5	3	0	0	0	0.00
Oklahoma	5	2	0	0	0	0.00
Kansas St.	5	2	0	0	0	0.00
Kansas	5	4	28	1	22	7.00
Iowa St.	5	1	0	0	0	0.00
Houston	5	2	0	0	0	0.00
Cincinnati	5	2	0	0	0	0.00
BYU	5	4	0	1	0	0.00
Baylor	5	6	87	2	72	14.50

INTERCEPTION RETURNS

Team	G	No.	Yards	TD	Long	Avg.
Iowa St.	5	10	28	0	18	2.80
Oklahoma	5	8	76	1	44	9.50
Oklahoma St.	5	7	105	1	35	15.00
BYU	5	7	171	1	42	24.43
Kansas St.	5	6	40	0	17	6.67
West Virginia	5	4	51	0	31	12.75
Texas	5	4	90	0	45	22.50
Kansas	5	4	97	2	37	24.25
TCU	5	3	36	1	35	12.00
Baylor	5	3	5	0	5	1.67
UCF	5	2	30	0	27	15.00
Texas Tech	5	2	26	0	21	13.00
Houston	5	2	35	0	35	17.50
Cincinnati	5	1	0	0	0	0.00

FUMBLE RETURN YARDS

Team	G	No.	Yards	TD	Long	Avg.
UCF	5	2	87	1	87	43.50
Baylor	5	6	87	2	72	14.50
Kansas	5	4	28	1	22	7.00
West Virginia	5	2	0	0	0	0.00
Texas Tech	5	1	0	0	0	0.00
Texas	5	3	0	0	0	0.00
TCU	5	1	0	0	0	0.00
Oklahoma St.	5	3	0	0	0	0.00
Oklahoma	5	2	0	0	0	0.00
Kansas St.	5	2	0	0	0	0.00
Iowa St.	5	1	0	0	0	0.00
Houston	5	2	0	0	0	0.00
Cincinnati	5	2	0	0	0	0.00
BYU	5	4	0	1	0	0.00

INTERCEPTION RET YARDS

Team	G	No.	Yards	TD	Long	Avg.
BYU	5	7	171	1	42	24.43
Oklahoma St.	5	7	105	1	35	15.00
Kansas	5	4	97	2	37	24.25
Texas	5	4	90	0	45	22.50
Oklahoma	5	8	76	1	44	9.50
West Virginia	5	4	51	0	31	12.75
Kansas St.	5	6	40	0	17	6.67
TCU	5	3	36	1	35	12.00
Houston	5	2	35	0	35	17.50
UCF	5	2	30	0	27	15.00
Iowa St.	5	10	28	0	18	2.80
Texas Tech	5	2	26	0	21	13.00
Baylor	5	3	5	0	5	1.67
Cincinnati	5	1	0	0	0	0.00

FUMBLE RETURN TDS

Team	G	No.	Yards	TD	Long	Avg.
Baylor	5	6	87	2	72	14.50
UCF	5	2	87	1	87	43.50
Kansas	5	4	28	1	22	7.00
BYU	5	4	0	1	0	0.00
West Virginia	5	2	0	0	0	0.00
Texas Tech	5	1	0	0	0	0.00
Texas	5	3	0	0	0	0.00
TCU	5	1	0	0	0	0.00
Oklahoma St.	5	3	0	0	0	0.00
Oklahoma	5	2	0	0	0	0.00
Kansas St.	5	2	0	0	0	0.00
Iowa St.	5	1	0	0	0	0.00
Houston	5	2	0	0	0	0.00
Cincinnati	5	2	0	0	0	0.00



INTERCEPTION RETURN TDS

Team	G	No.	Yards	TD	Long	Avg.
Kansas	5	4	97	2	37	24.25
TCU	5	3	36	1	35	12.00
Oklahoma St.	5	7	105	1	35	15.00
Oklahoma	5	8	76	1	44	9.50
BYU	5	7	171	1	42	24.43
West Virginia	5	4	51	0	31	12.75
UCF	5	2	30	0	27	15.00
Texas Tech	5	2	26	0	21	13.00
Texas	5	4	90	0	45	22.50
Kansas St.	5	6	40	0	17	6.67
Iowa St.	5	10	28	0	18	2.80
Houston	5	2	35	0	35	17.50
Cincinnati	5	1	0	0	0	0.00
Baylor	5	3	5	0	5	1.67

FUMBLE RECOVERED

Team	G	No.	Yards	TD	Long	Avg.
Baylor	5	6	87	2	72	14.50
Kansas	5	4	28	1	22	7.00
BYU	5	4	0	1	0	0.00
Texas	5	3	0	0	0	0.00
Oklahoma St.	5	3	0	0	0	0.00
West Virginia	5	2	0	0	0	0.00
UCF	5	2	87	1	87	43.50
Oklahoma	5	2	0	0	0	0.00
Kansas St.	5	2	0	0	0	0.00
Houston	5	2	0	0	0	0.00
Cincinnati	5	2	0	0	0	0.00
Texas Tech	5	1	0	0	0	0.00
TCU	5	1	0	0	0	0.00
Iowa St.	5	1	0	0	0	0.00

FUMBLE RETURN AVG

Team	G	No.	Yards	TD	Long	Avg.
UCF	5	2	87	1	87	43.50
Baylor	5	6	87	2	72	14.50
Kansas	5	4	28	1	22	7.00
West Virginia	5	2	0	0	0	0.00
Texas Tech	5	1	0	0	0	0.00
Texas	5	3	0	0	0	0.00
TCU	5	1	0	0	0	0.00
Oklahoma St.	5	3	0	0	0	0.00
Oklahoma	5	2	0	0	0	0.00
Kansas St.	5	2	0	0	0	0.00
Iowa St.	5	1	0	0	0	0.00
Houston	5	2	0	0	0	0.00
Cincinnati	5	2	0	0	0	0.00
BYU	5	4	0	1	0	0.00

TURNOVER MARGIN

Team	Lost				Gained			Margin	Per/G
	G	Fum	Int	Tot	Fum	Int	Tot		
Iowa St.	5	1	3	4	1	10	11	7	1.40
Oklahoma St.	5	2	4	6	3	7	10	4	0.80
Oklahoma	5	3	3	6	2	8	10	4	0.80
Baylor	5	3	2	5	6	3	9	4	0.80
Kansas St.	5	1	4	5	2	6	8	3	0.60
BYU	5	3	5	8	4	7	11	3	0.60
Kansas	5	2	4	6	4	4	8	2	0.40
West Virginia	5	3	4	7	2	4	6	-1	-0.20
Texas	5	4	4	8	3	4	7	-1	-0.20
Houston	5	2	4	6	2	2	4	-2	-0.40
UCF	5	4	5	9	2	2	4	-5	-1.00
TCU	5	1	8	9	1	3	4	-5	-1.00
Cincinnati	5	3	6	9	2	1	3	-6	-1.20
Texas Tech	5	3	7	10	1	2	3	-7	-1.40

FIRST DOWNS

Team	G	Rush	Pass	Pen	Total	Avg/G
TCU	5	52	73	5	130	26
Oklahoma	5	51	63	14	128	25.6
Kansas St.	5	72	47	8	127	25.4
Texas	5	49	66	2	117	23.4
West Virginia	5	57	41	14	112	22.4
Oklahoma St.	5	43	61	5	109	21.8
UCF	5	47	50	8	105	21
Kansas	5	49	47	7	103	20.6
Cincinnati	5	52	46	5	103	20.6
Texas Tech	5	51	45	5	101	20.2
Baylor	5	28	64	5	97	19.4
Houston	5	26	58	5	89	17.8
Iowa St.	5	33	50	5	88	17.6
BYU	5	27	47	10	84	16.8

3RD-DOWN CONVERSIONS

Team	G	Conv.	Att.	Pct.
Kansas St.	5	39	69	56.52
UCF	5	30	64	46.88
West Virginia	5	35	75	46.67
TCU	5	33	77	42.86
Texas	5	26	61	42.62
Kansas	5	21	52	40.38
Texas Tech	5	31	78	39.74
Oklahoma St.	5	31	79	39.24
Iowa St.	5	29	77	37.66
Oklahoma	5	26	70	37.14
Cincinnati	5	28	77	36.36
Baylor	5	28	78	35.9
Houston	5	24	67	35.82
BYU	5	19	67	28.36



**2023-24 Big 12 Football
Extended Team Leaders
In Conference games**

1ST DOWNS RUSHING

Team	G	Rush	Pass	Pen	Total	Avg/G
Kansas St.	5	72	47	8	127	25.4
West Virginia	5	57	41	14	112	22.4
TCU	5	52	73	5	130	26
Cincinnati	5	52	46	5	103	20.6
Texas Tech	5	51	45	5	101	20.2
Oklahoma	5	51	63	14	128	25.6
Texas	5	49	66	2	117	23.4
Kansas	5	49	47	7	103	20.6
UCF	5	47	50	8	105	21
Oklahoma St.	5	43	61	5	109	21.8
Iowa St.	5	33	50	5	88	17.6
Baylor	5	28	64	5	97	19.4
BYU	5	27	47	10	84	16.8
Houston	5	26	58	5	89	17.8

OPT 3RD-DN CONVERT

Team	G	Conv.	Att.	Pct.
Texas	5	17	67	25.37
Oklahoma	5	20	73	27.4
Kansas St.	5	20	70	28.57
Iowa St.	5	25	72	34.72
TCU	5	25	70	35.71
Texas Tech	5	25	69	36.23
Cincinnati	5	26	70	37.14
West Virginia	5	28	69	40.58
Oklahoma St.	5	33	77	42.86
Kansas	5	30	66	45.45
Baylor	5	34	70	48.57
UCF	5	39	73	53.42
Houston	5	38	71	53.52
BYU	5	40	74	54.05

1ST DOWNS PASSING

Team	G	Rush	Pass	Pen	Total	Avg/G
TCU	5	52	73	5	130	26
Texas	5	49	66	2	117	23.4
Baylor	5	28	64	5	97	19.4
Oklahoma	5	51	63	14	128	25.6
Oklahoma St.	5	43	61	5	109	21.8
Houston	5	26	58	5	89	17.8
UCF	5	47	50	8	105	21
Iowa St.	5	33	50	5	88	17.6
Kansas St.	5	72	47	8	127	25.4
Kansas	5	49	47	7	103	20.6
BYU	5	27	47	10	84	16.8
Cincinnati	5	52	46	5	103	20.6
Texas Tech	5	51	45	5	101	20.2
West Virginia	5	57	41	14	112	22.4

4TH-DOWN CONVERSIONS

Team	G	Conv.	Att.	Pct.
Iowa St.	5	6	7	85.71
Oklahoma	5	6	8	75
Oklahoma St.	5	4	6	66.67
UCF	5	5	8	62.5
Texas Tech	5	13	21	61.9
Texas	5	8	13	61.54
West Virginia	5	5	9	55.56
TCU	5	6	12	50
BYU	5	5	10	50
Kansas St.	5	3	9	33.33
Kansas	5	2	8	25
Cincinnati	5	4	16	25
Baylor	5	5	20	25
Houston	5	2	12	16.67

1ST DOWNS BY PENALTY

Team	G	Rush	Pass	Pen	Total	Avg/G
West Virginia	5	57	41	14	112	22.4
Oklahoma	5	51	63	14	128	25.6
BYU	5	27	47	10	84	16.8
UCF	5	47	50	8	105	21
Kansas St.	5	72	47	8	127	25.4
Kansas	5	49	47	7	103	20.6
Texas Tech	5	51	45	5	101	20.2
TCU	5	52	73	5	130	26
Oklahoma St.	5	43	61	5	109	21.8
Iowa St.	5	33	50	5	88	17.6
Houston	5	26	58	5	89	17.8
Cincinnati	5	52	46	5	103	20.6
Baylor	5	28	64	5	97	19.4
Texas	5	49	66	2	117	23.4

OPP 4TH-DN CONVERT

Team	G	Conv.	Att.	Pct.
Oklahoma St.	5	2	11	18.18
TCU	5	3	12	25
Texas Tech	5	3	9	33.33
BYU	5	4	12	33.33
Texas	5	5	14	35.71
Kansas St.	5	7	16	43.75
Baylor	5	4	8	50
Kansas	5	5	9	55.56
Iowa St.	5	10	18	55.56
Oklahoma	5	8	14	57.14
West Virginia	5	7	12	58.33
Houston	5	7	11	63.64
UCF	5	4	6	66.67
Cincinnati	5	5	7	71.43



**2023-24 Big 12 Football
Extended Team Leaders
In Conference games**

OPPONENT 1ST DOWNS

Team	G	Rush	Pass	Pen	Total	Avg/G
TCU	5	45	37	11	93	18.6
Kansas St.	5	34	52	7	93	18.6
Texas Tech	5	43	44	8	95	19
Texas	5	28	59	8	95	19
Cincinnati	5	34	57	9	100	20
Oklahoma St.	5	43	54	4	101	20.2
Baylor	5	48	50	3	101	20.2
Iowa St.	5	41	54	8	103	20.6
Oklahoma	5	44	54	9	107	21.4
West Virginia	5	47	56	6	109	21.8
BYU	5	52	59	3	114	22.8
Kansas	5	49	69	5	123	24.6
Houston	5	63	57	5	125	25
UCF	5	66	56	12	134	26.8



**2023-24 Big 12 Football
Extended Team Leaders
In Conference games**

SACKS BY

Team	G	No.	Yards	Avg/G
Oklahoma	5	12	71	2.4
Texas	5	11	65	2.2
Kansas	5	11	73	2.2
West Virginia	5	10	65	2
UCF	5	10	100	2
Texas Tech	5	10	73	2
TCU	5	10	70	2
Kansas St.	5	9	59	1.8
Houston	5	9	43	1.8
Oklahoma St.	5	8	47	1.6
Iowa St.	5	8	61	1.6
Baylor	5	8	54	1.6
Cincinnati	5	7	41	1.4
BYU	5	3	40	0.6

KICKOFF COVERAGE

Team	G	No	Yards	Avg.	Ret.	TB	NetAvg
Texas Tech	5	26	1654	63.62	184	15	34.88
Texas	5	34	2189	64.38	230	20	44.35
BYU	5	24	1527	63.63	171	15	37.79
Oklahoma	5	31	1909	61.58	211	13	44.26
Baylor	5	25	1509	60.36	195	6	39.24
Iowa St.	5	32	2032	63.5	255	19	43.28
Kansas	5	33	2036	61.7	111	23	35.36
Oklahoma St.	5	39	2414	61.9	112	20	42.28
UCF	5	25	1498	59.92	243	11	39.24
Kansas St.	5	33	2013	61	286	11	48.09
West Virginia	5	31	1939	62.55	421	13	46.29
Houston	5	21	1307	62.24	310	11	25.9
Cincinnati	5	20	1180	59	207	8	41.05
TCU	5	26	1530	58.85	310	12	36.04

SACKS AGAINST

Team	G	No.	Yards	Avg/G
Oklahoma St.	5	2	19	0.4
West Virginia	5	3	18	0.6
Iowa St.	5	5	23	1
Texas Tech	5	6	40	1.2
Kansas	5	6	51	1.2
Kansas St.	5	7	45	1.4
Oklahoma	5	8	44	1.6
Cincinnati	5	8	58	1.6
BYU	5	9	73	1.8
TCU	5	12	66	2.4
UCF	5	13	105	2.6
Houston	5	13	81	2.6
Texas	5	14	83	2.8
Baylor	5	20	156	4

RED ZONE OFFENSE

Team	G	Scores	Pct.	TDs	(R-P)	FGs	TurnO
Iowa St.	5	15 - 15	100.00	8	4 - 4	7 - 7	0
UCF	5	12 - 13	92.31	10	5 - 5	2 - 3	0
Kansas St.	5	24 - 26	92.31	21	15 - 6	3 - 4	1
West Virginia	5	20 - 23	86.96	14	13 - 1	6 - 6	2
Oklahoma St.	5	22 - 26	84.62	12	7 - 5	10 - 13	1
Kansas	5	15 - 18	83.33	11	7 - 4	4 - 6	1
BYU	5	13 - 16	81.25	7	3 - 4	6 - 7	2
Oklahoma	5	21 - 26	80.77	15	11 - 4	6 - 9	2
Texas Tech	5	15 - 20	75.00	13	7 - 6	2 - 2	4
Houston	5	8 - 11	72.73	6	1 - 5	2 - 2	3
Texas	5	15 - 21	71.43	10	7 - 3	5 - 6	5
Baylor	5	15 - 22	68.18	7	5 - 2	8 - 9	5
TCU	5	10 - 17	58.82	7	2 - 5	3 - 3	6
Cincinnati	5	6 - 11	54.55	3	1 - 2	3 - 5	3

PENALTIES

Team	G	No.	Yards	Avg/G
Baylor	5	16	98	19.6
BYU	5	19	149	29.8
Iowa St.	5	21	169	33.8
Oklahoma St.	5	22	177	35.4
Kansas	5	20	187	37.4
Kansas St.	5	21	190	38
West Virginia	5	23	204	40.8
Cincinnati	5	23	222	44.4
Texas	5	27	224	44.8
Houston	5	25	252	50.4
Oklahoma	5	34	256	51.2
TCU	5	31	258	51.6
Texas Tech	5	28	266	53.2
UCF	5	35	301	60.2

RED ZONE DEFENSE

Team	G	Scores	Pct.	TDs	(R-P)	FGs	TurnO
Texas	5	12 - 18	66.67	5	3 - 2	7 - 7	5
Oklahoma St.	5	8 - 12	66.67	6	5 - 1	2 - 3	3
Oklahoma	5	10 - 15	66.67	5	4 - 1	5 - 7	3
BYU	5	13 - 18	72.22	9	2 - 7	4 - 4	5
Baylor	5	16 - 22	72.73	13	7 - 6	3 - 5	3
Kansas St.	5	11 - 15	73.33	5	4 - 1	6 - 7	2
UCF	5	26 - 33	78.79	19	16 - 3	7 - 12	1
TCU	5	15 - 19	78.95	9	5 - 4	6 - 6	4
Iowa St.	5	12 - 15	80.00	10	5 - 5	2 - 3	2
West Virginia	5	13 - 16	81.25	10	4 - 6	3 - 4	2
Cincinnati	5	19 - 23	82.61	11	6 - 5	8 - 10	2
Texas Tech	5	14 - 15	93.33	10	5 - 5	4 - 4	1
Houston	5	19 - 20	95.00	16	12 - 4	3 - 3	1
Kansas	5	23 - 24	95.83	16	10 - 6	7 - 7	1



OPPONENT PENALTIES

Team	G	No.	Yards	Avg/G
West Virginia	5	36	326	65.2
BYU	5	36	312	62.4
Kansas St.	5	30	263	52.6
Oklahoma	5	29	237	47.4
Houston	5	24	229	45.8
Kansas	5	26	217	43.4
Oklahoma St.	5	21	199	39.8
Baylor	5	21	192	38.4
UCF	5	21	190	38
Cincinnati	5	26	183	36.6
TCU	5	21	180	36
Iowa St.	5	22	173	34.6
Texas Tech	5	17	146	29.2
Texas	5	15	106	21.2

TIME OF POSSESSION

Team	G	Total possession	Avg/G
West Virginia	5	173:45	34:45
Kansas St.	5	165:32	33:07
Iowa St.	5	161:08	32:14
Texas	5	157:14	31:27
Baylor	5	156:37	31:19
Cincinnati	5	153:06	30:37
Oklahoma St.	5	148:23	29:41
Oklahoma	5	147:00	29:24
BYU	5	146:37	29:19
Kansas	5	142:24	28:29
TCU	5	140:03	28:01
Texas Tech	5	138:13	27:38
Houston	5	137:53	27:35
UCF	5	129:53	25:59



**2023-24 Big 12 Football
Conference Individual Game Highs
In Conference games**

INDIVIDUAL PLAYER GAME HIGHS

Points scored	
30	Avery Johnson (Kansas St.) at Texas Tech (10/14/2023)
24	Ollie Gordon (Oklahoma St.) at West Virginia (10/21/2023)
24	DJ Giddens (Kansas St.) vs UCF (09/23/2023)
Touchdowns	
5	Avery Johnson (Kansas St.) at Texas Tech (10/14/2023)
4	Ollie Gordon (Oklahoma St.) at West Virginia (10/21/2023)
4	DJ Giddens (Kansas St.) vs UCF (09/23/2023)
TD responsibility	
5	Avery Johnson (Kansas St.) at Texas Tech (10/14/2023) [5r,0p]
5	Jason Bean (Kansas) at Oklahoma St. (10/14/2023) [0r,5p]
5	Donovan Smith (Houston) vs West Virginia (10/12/2023) [1r,4p]
5	Dillon Gabriel (Oklahoma) vs Iowa St. (09/30/2023) [2r,3p]
Points scored kicking	
17	Alex Hale (Oklahoma St.) vs Kansas St. (10/06/2023) [5fg,2pat]
Total offense yards	
465	Josh Hoover (TCU) vs BYU (10/14/2023) [26r,439p]
438	Garrett Greene (West Virginia) at Houston (10/12/2023) [47r,391p]
Total offense plays	
59	Josh Hoover (TCU) vs BYU (10/14/2023) [1r,58p]
56	Kedon Slovis (BYU) at Kansas (09/23/2023) [5r,51p]
56	Emory Jones (Cincinnati) vs Oklahoma (09/23/2023) [15r,41p]
Total offense yards/play	
35	Xavier Worthy (Texas) at Baylor (09/23/2023) [35-1]
23	Keilan Robinson (Texas) vs BYU (10/28/2023) [23-1]
Rushing yards	
282	Ollie Gordon (Oklahoma St.) at West Virginia (10/21/2023)
271	Ollie Gordon (Oklahoma St.) vs Cincinnati (10/28/2023)
Rushing attempts	
31	Tahj Brooks (Texas Tech) at Baylor (10/07/2023)
30	Tahj Brooks (Texas Tech) at BYU (10/21/2023)
30	DJ Giddens (Kansas St.) vs UCF (09/23/2023)
Yards per rush	
54	Jake Strong (Texas Tech) vs Kansas St. (10/14/2023) [54-1]
26	Josh Hoover (TCU) vs BYU (10/14/2023) [26-1]
Rushing TDs	
5	Avery Johnson (Kansas St.) at Texas Tech (10/14/2023)
4	Ollie Gordon (Oklahoma St.) at West Virginia (10/21/2023)
4	DJ Giddens (Kansas St.) vs UCF (09/23/2023)
Longest rush	
79	Johnny Richardson (UCF) vs Baylor (09/30/2023)
75	Ollie Gordon (Oklahoma St.) vs Cincinnati (10/28/2023)
75	Devin Neal (Kansas) vs UCF (10/07/2023)
Passing yards	
439	Josh Hoover (TCU) vs BYU (10/14/2023)
410	Jason Bean (Kansas) at Oklahoma St. (10/14/2023)
Passing attempts	
58	Josh Hoover (TCU) vs BYU (10/14/2023)
51	Kedon Slovis (BYU) at Kansas (09/23/2023)
Passing TDs	
5	Jason Bean (Kansas) at Oklahoma St. (10/14/2023)
4	Josh Hoover (TCU) vs BYU (10/14/2023)
4	Donovan Smith (Houston) vs West Virginia (10/12/2023)



**2023-24 Big 12 Football
Conference Individual Game Highs
In Conference games**

4	Donovan Smith (Houston) at Texas Tech (09/30/2023)
Longest pass	
86	John Rhys Plumlee (UCF) at Oklahoma (10/21/2023)
75	Rocco Becht (Iowa St.) at Cincinnati (10/14/2023)
Passes completed	
37	Josh Hoover (TCU) vs BYU (10/14/2023)
32	Donovan Smith (Houston) vs Texas (10/21/2023)
Had intercepted	
3	John Rhys Plumlee (UCF) vs West Virginia (10/28/2023)
3	Jake Strong (Texas Tech) at BYU (10/21/2023)
3	Jake Strong (Texas Tech) vs Kansas St. (10/14/2023)
3	Will Howard (Kansas St.) at Oklahoma St. (10/06/2023)
Pass completion pct	
100	Nicco Marchiol (West Virginia) at UCF (10/28/2023) [1-1]
100	Jake Rubley (Kansas St.) vs Houston (10/28/2023) [1-1]
100	Ryan Sanborn (Texas) at Houston (10/21/2023) [1-1]
100	Grant Tisdale (TCU) vs BYU (10/14/2023) [1-1]
100	Savion Red (Texas) vs Oklahoma (N) (10/07/2023) [1-1]
100	Brennan Presley (Oklahoma St.) vs Kansas St. (10/06/2023) [1-1]
100	J.J. Kohl (Iowa St.) at Oklahoma (09/30/2023) [4-4]
100	LJ Martin (BYU) vs Cincinnati (09/29/2023) [1-1]
100	Xavier Worthy (Texas) at Baylor (09/23/2023) [1-1]
100	Traylon Ray (West Virginia) vs Texas Tech (09/23/2023) [1-1]
Pass yards/attempt	
35	Xavier Worthy (Texas) at Baylor (09/23/2023) [35-1]
25	Savion Red (Texas) vs Oklahoma (N) (10/07/2023) [25-1]
Pass yards/catch	
35	Xavier Worthy (Texas) at Baylor (09/23/2023) [35-1]
25	Savion Red (Texas) vs Oklahoma (N) (10/07/2023) [25-1]
Receiving yards	
172	Jayden Higgins (Iowa St.) at Cincinnati (10/14/2023)
150	Monaray Baldwin (Baylor) at UCF (09/30/2023)
Receptions	
10	Myles Price (Texas Tech) at Baylor (10/07/2023)
10	Jordan Whittington (Texas) vs Oklahoma (N) (10/07/2023)
10	Adonai Mitchell (Texas) vs Kansas (09/30/2023)
10	Samuel Brown (Houston) at Texas Tech (09/30/2023)
Yards per catch	
122	Ollie Gordon (Oklahoma St.) vs Kansas (10/14/2023) [6-116]
75	DJ Giddens (Kansas St.) vs TCU (10/21/2023) [2-75]
Receiving TDs	
2	Adonai Mitchell (Texas) vs BYU (10/28/2023)
2	Kobe Hudson (UCF) vs West Virginia (10/28/2023)
2	Matthew Golden (Houston) vs Texas (10/21/2023)
2	Xzavier Henderson (Cincinnati) vs Baylor (10/21/2023)
2	Nic Anderson (Oklahoma) vs UCF (10/21/2023)
2	Javon Baker (UCF) at Oklahoma (10/21/2023)
2	Mason Fairchild (Kansas) at Oklahoma St. (10/14/2023)
2	Quentin Skinner (Kansas) at Oklahoma St. (10/14/2023)
2	Stephon Johnson Jr. (Houston) vs West Virginia (10/12/2023)
2	Baylor Cupp (Texas Tech) at Baylor (10/07/2023)
2	Chamon Metayer (Cincinnati) at BYU (09/29/2023)
2	Kobe Hudson (UCF) at Kansas St. (09/23/2023)
2	Daniel Jackson (Iowa St.) vs Oklahoma St. (09/23/2023)
2	Luke Grimm (Kansas) vs BYU (09/23/2023)



**2023-24 Big 12 Football
Conference Individual Game Highs
In Conference games**

Longest reception	
86	Javon Baker (UCF) at Oklahoma (10/21/2023)
75	Jayden Higgins (Iowa St.) at Cincinnati (10/14/2023)
Field goal attempts	
6	Alex Hale (Oklahoma St.) vs Kansas St. (10/06/2023)
5	Alex Hale (Oklahoma St.) vs Kansas (10/14/2023)
5	Griffin Kell (TCU) at Houston (09/16/2023)
Field goals made	
5	Alex Hale (Oklahoma St.) vs Kansas St. (10/06/2023)
4	Isaiah Hankins (Baylor) at Cincinnati (10/21/2023)
4	Alex Hale (Oklahoma St.) vs Kansas (10/14/2023)
Longest field goal	
54	Isaiah Hankins (Baylor) at Cincinnati (10/21/2023)
54	Carter Brown (Cincinnati) vs Oklahoma (09/23/2023)
Field goal pct	
100	Chase Contreras (Iowa St.) at Baylor (10/28/2023) [3-3]
100	Will Ferrin (BYU) at Texas (10/28/2023) [2-2]
100	Michael Hayes (West Virginia) at UCF (10/28/2023) [2-2]
100	Chris Tennant (Kansas St.) vs TCU (10/21/2023) [2-2]
100	Griffin Kell (TCU) at Kansas St. (10/21/2023) [1-1]
100	Will Ferrin (BYU) vs Texas Tech (10/21/2023) [2-2]
100	Michael Hayes (West Virginia) vs Oklahoma St. (10/21/2023) [2-2]
100	Bert Auburn (Texas) at Houston (10/21/2023) [1-1]
100	Jack Martin (Houston) vs Texas (10/21/2023) [1-1]
100	Isaiah Hankins (Baylor) at Cincinnati (10/21/2023) [4-4]
100	Colton Boomer (UCF) at Oklahoma (10/21/2023) [3-3]
100	Chris Tennant (Kansas St.) at Texas Tech (10/14/2023) [1-1]
100	Will Ferrin (BYU) at TCU (10/14/2023) [1-1]
100	Griffin Kell (TCU) vs BYU (10/14/2023) [3-3]
100	Chase Contreras (Iowa St.) at Cincinnati (10/14/2023) [3-3]
100	Carter Brown (Cincinnati) vs Iowa St. (10/14/2023) [1-1]
100	Michael Hayes (West Virginia) at Houston (10/12/2023) [1-1]
100	Gino Garcia (Texas Tech) at Baylor (10/07/2023) [1-1]
100	Isaiah Hankins (Baylor) vs Texas Tech (10/07/2023) [2-2]
100	Bert Auburn (Texas) vs Oklahoma (N) (10/07/2023) [3-3]
100	Chase Contreras (Iowa St.) at Oklahoma (09/30/2023) [2-2]
100	Carter Brown (Cincinnati) at BYU (09/29/2023) [2-2]
100	Isaiah Hankins (Baylor) vs Texas (09/23/2023) [2-2]
100	Gino Garcia (Texas Tech) at West Virginia (09/23/2023) [2-2]
100	Michael Hayes (West Virginia) vs Texas Tech (09/23/2023) [2-2]
100	Alex Hale (Oklahoma St.) at Iowa St. (09/23/2023) [2-2]
100	Chase Contreras (Iowa St.) vs Oklahoma St. (09/23/2023) [2-2]
100	Will Ferrin (BYU) at Kansas (09/23/2023) [2-2]
100	Seth Keller (Kansas) vs BYU (09/23/2023) [1-1]
100	Zach Schmit (Oklahoma) at Cincinnati (09/23/2023) [2-2]
PAT kicks attempted	
7	Gino Garcia (Texas Tech) vs Houston (09/30/2023)
PAT kicks made	
7	Gino Garcia (Texas Tech) vs Houston (09/30/2023)
PAT kicks pct	
100	Carter Brown (Cincinnati) at Oklahoma St. (10/28/2023) [1-1]
100	Alex Hale (Oklahoma St.) vs Cincinnati (10/28/2023) [6-6]
100	Bert Auburn (Texas) vs BYU (10/28/2023) [5-5]
100	Chase Contreras (Iowa St.) at Baylor (10/28/2023) [3-3]
100	Michael Hayes (West Virginia) at UCF (10/28/2023) [5-5]
100	Colton Boomer (UCF) vs West Virginia (10/28/2023) [4-4]



2023-24 Big 12 Football
Conference Individual Game Highs
In Conference games

100 Seth Keller (Kansas) vs Oklahoma (10/28/2023) [2-2]
100 Chris Tennant (Kansas St.) vs Houston (10/28/2023) [5-5]
100 Zach Schmit (Oklahoma) at Kansas (10/28/2023) [3-3]
100 Chris Tennant (Kansas St.) vs TCU (10/21/2023) [5-5]
100 Gino Garcia (Texas Tech) at BYU (10/21/2023) [2-2]
100 Will Ferrin (BYU) vs Texas Tech (10/21/2023) [3-3]
100 Michael Hayes (West Virginia) vs Oklahoma St. (10/21/2023) [4-4]
100 Alex Hale (Oklahoma St.) at West Virginia (10/21/2023) [6-6]
100 Bert Auburn (Texas) at Houston (10/21/2023) [4-4]
100 Jack Martin (Houston) vs Texas (10/21/2023) [3-3]
100 Carter Brown (Cincinnati) vs Baylor (10/21/2023) [3-3]
100 Isaiah Hankins (Baylor) at Cincinnati (10/21/2023) [2-2]
100 Zach Schmit (Oklahoma) vs UCF (10/21/2023) [4-4]
100 Colton Boomer (UCF) at Oklahoma (10/21/2023) [2-2]
100 Gino Garcia (Texas Tech) vs Kansas St. (10/14/2023) [3-3]
100 Chris Tennant (Kansas St.) at Texas Tech (10/14/2023) [5-5]
100 Owen Piepergerdes (Kansas) at Oklahoma St. (10/14/2023) [1-1]
100 Griffin Kell (TCU) vs BYU (10/14/2023) [5-5]
100 Alex Hale (Oklahoma St.) vs Kansas (10/14/2023) [3-3]
100 Chase Contreras (Iowa St.) at Cincinnati (10/14/2023) [3-3]
100 Carter Brown (Cincinnati) vs Iowa St. (10/14/2023) [1-1]
100 Jack Martin (Houston) vs West Virginia (10/12/2023) [5-5]
100 Michael Hayes (West Virginia) at Houston (10/12/2023) [4-4]
100 Griffin Kell (TCU) at Iowa St. (10/07/2023) [2-2]
100 Gino Garcia (Texas Tech) at Baylor (10/07/2023) [4-4]
100 Chase Contreras (Iowa St.) vs TCU (10/07/2023) [3-3]
100 Seth Keller (Kansas) vs UCF (10/07/2023) [5-5]
100 Colton Boomer (UCF) at Kansas (10/07/2023) [2-2]
100 Owen Piepergerdes (Kansas) vs UCF (10/07/2023) [1-1]
100 Zach Schmit (Oklahoma) vs Texas (N) (10/07/2023) [4-4]
100 Bert Auburn (Texas) vs Oklahoma (N) (10/07/2023) [3-3]
100 Alex Hale (Oklahoma St.) vs Kansas St. (10/06/2023) [2-2]
100 Chris Tennant (Kansas St.) at Oklahoma St. (10/06/2023) [1-1]
100 Michael Hayes (West Virginia) at TCU (09/30/2023) [3-3]
100 Griffin Kell (TCU) vs West Virginia (09/30/2023) [3-3]
100 Zach Schmit (Oklahoma) vs Iowa St. (09/30/2023) [6-6]
100 Chase Contreras (Iowa St.) at Oklahoma (09/30/2023) [2-2]
100 Isaiah Hankins (Baylor) at UCF (09/30/2023) [2-2]
100 Colton Boomer (UCF) vs Baylor (09/30/2023) [5-5]
100 Seth Keller (Kansas) at Texas (09/30/2023) [2-2]
100 Bert Auburn (Texas) vs Kansas (09/30/2023) [4-4]
100 Gino Garcia (Texas Tech) vs Houston (09/30/2023) [7-7]
100 Jack Martin (Houston) at Texas Tech (09/30/2023) [4-4]
100 Will Ferrin (BYU) vs Cincinnati (09/29/2023) [5-5]
100 Carter Brown (Cincinnati) at BYU (09/29/2023) [3-3]
100 Colton Boomer (UCF) at Kansas St. (09/23/2023) [4-4]
100 Bert Auburn (Texas) at Baylor (09/23/2023) [5-5]
100 Michael Hayes (West Virginia) vs Texas Tech (09/23/2023) [2-2]
100 Gino Garcia (Texas Tech) at West Virginia (09/23/2023) [1-1]
100 Alex Hale (Oklahoma St.) at Iowa St. (09/23/2023) [3-3]
100 Chase Contreras (Iowa St.) vs Oklahoma St. (09/23/2023) [4-4]
100 Seth Keller (Kansas) vs BYU (09/23/2023) [5-5]
100 Will Ferrin (BYU) at Kansas (09/23/2023) [3-3]
100 Zach Schmit (Oklahoma) at Cincinnati (09/23/2023) [2-2]
100 Jack Martin (Houston) vs TCU (09/16/2023) [1-1]

Punts



**2023-24 Big 12 Football
Conference Individual Game Highs
In Conference games**

8	Ryan Rehkow (BYU) vs Texas Tech (10/21/2023)
8	Hudson Kaak (Oklahoma St.) at Iowa St. (09/23/2023)
8	Tyler Perkins (Iowa St.) vs Oklahoma St. (09/23/2023)
Yards punted	
351	Ryan Rehkow (BYU) vs Texas Tech (10/21/2023) [8-351]
329	Hudson Kaak (Oklahoma St.) at Iowa St. (09/23/2023) [8-329]
Longest punt	
70	Ryan Rehkow (BYU) vs Texas Tech (10/21/2023)
Punting avg	
57	Jack Blumer (Kansas St.) vs UCF (09/23/2023) [57-1]
Punt returns	
4	Myles Price (Texas Tech) at BYU (10/21/2023)
4	Josh Cameron (Baylor) at Cincinnati (10/21/2023)
Punt return yards	
89	Xavier Worthy (Texas) vs BYU (10/28/2023)
83	Myles Price (Texas Tech) at BYU (10/21/2023)
Longest punt return	
82	Trevor Wilson (Kansas) vs UCF (10/07/2023)
74	Xavier Worthy (Texas) vs BYU (10/28/2023)
Punt return avg	
82	Trevor Wilson (Kansas) vs UCF (10/07/2023) [82-1]
44.5	Xavier Worthy (Texas) vs BYU (10/28/2023) [89-2]
Kick returns	
5	Keelan Marion (BYU) at Texas (10/28/2023)
5	Jahiem White (West Virginia) at Houston (10/12/2023)
5	Major Everhart (TCU) at Iowa St. (10/07/2023)
5	Drae McCray (Texas Tech) at West Virginia (09/23/2023)
Kick return yards	
132	Matthew Golden (Houston) vs TCU (09/16/2023)
123	Matthew Golden (Houston) vs West Virginia (10/12/2023)
Kick return avg	
61.5	Matthew Golden (Houston) vs West Virginia (10/12/2023) [123-2]
56	Drae McCray (Texas Tech) vs Houston (09/30/2023) [112-2]
Longest kick return	
100	Matthew Golden (Houston) vs West Virginia (10/12/2023)
100	Drae McCray (Texas Tech) vs Houston (09/30/2023)
Kick return TDs	
1	Matthew Golden (Houston) vs West Virginia (10/12/2023)
1	Drae McCray (Texas Tech) vs Houston (09/30/2023)
1	Matthew Golden (Houston) vs TCU (09/16/2023)
Combined PR/KR yards	
132	Matthew Golden (Houston) vs TCU (09/16/2023) [0pr,132kr]
123	Matthew Golden (Houston) vs West Virginia (10/12/2023) [0pr,123kr]
Interceptions	
2	Beanie Bishop Jr. (West Virginia) at UCF (10/28/2023)
2	Kobe Savage (Kansas St.) at Texas Tech (10/14/2023)
2	Beau Freyler (Iowa St.) vs TCU (10/07/2023)
2	Cameron Epps (Oklahoma St.) vs Kansas St. (10/06/2023)
Interception return yds	
51	Beanie Bishop Jr. (West Virginia) at UCF (10/28/2023)
45	Michael Taaffe (Texas) vs BYU (10/28/2023)
Interception return avg	
45	Michael Taaffe (Texas) vs BYU (10/28/2023) [45-1]
44	Billy Bowman (Oklahoma) vs Iowa St. (09/30/2023) [44-1]



**2023-24 Big 12 Football
Conference Individual Game Highs
In Conference games**

Longest interception rtn	
45	Michael Taaffe (Texas) vs BYU (10/28/2023)
44	Billy Bowman (Oklahoma) vs Iowa St. (09/30/2023)
All-purpose yards	
293	DJ Giddens (Kansas St.) vs UCF (09/23/2023)
292	Ollie Gordon (Oklahoma St.) vs Cincinnati (10/28/2023)
Tackles	
17	Nickolas Martin (Oklahoma St.) at West Virginia (10/21/2023) [10-7]
17	Nickolas Martin (Oklahoma St.) vs Kansas St. (10/06/2023) [10-7]
Sacks	
3	Steve Linton (Texas Tech) at Baylor (10/07/2023) [0-3]
2.5	Collin Oliver (Oklahoma St.) vs Kansas (10/14/2023) [1-2]
Tackles for loss	
3.5	Matt Jones (Baylor) at UCF (09/30/2023) [3-1]
3.5	Matt Jones (Baylor) vs Texas (09/23/2023) [3-1]
3.5	Danny Stutsman (Oklahoma) at Cincinnati (09/23/2023) [3-1]



**2023-24 Big 12 Football
Conference Individual Game Highs
In Conference games**

200-Yard Rushing Performances

- 282 Ollie Gordon (Oklahoma St.) at West Virginia (10/21/2023)
- 271 Ollie Gordon (Oklahoma St.) vs Cincinnati (10/28/2023)
- 218 Jonathon Brooks (Texas) vs Kansas (09/30/2023)
- 207 DJ Giddens (Kansas St.) vs UCF (09/23/2023)

100-Yard Rushing Performances

- 282 Ollie Gordon (Oklahoma St.) at West Virginia (10/21/2023)
- 271 Ollie Gordon (Oklahoma St.) vs Cincinnati (10/28/2023)
- 218 Jonathon Brooks (Texas) vs Kansas (09/30/2023)
- 207 DJ Giddens (Kansas St.) vs UCF (09/23/2023)
- 170 Tahj Brooks (Texas Tech) at Baylor (10/07/2023)
- 168 Ollie Gordon (Oklahoma St.) vs Kansas (10/14/2023)
- 154 Devin Neal (Kansas) vs UCF (10/07/2023)
- 152 Emani Bailey (TCU) at Iowa St. (10/07/2023)
- 149 Tahj Brooks (Texas Tech) at West Virginia (09/23/2023)
- 146 Tawee Walker (Oklahoma) at Kansas (10/28/2023)
- 136 Ollie Gordon (Oklahoma St.) vs Kansas St. (10/06/2023)
- 134 Daniel Hishaw (Kansas) vs UCF (10/07/2023)
- 133 RJ Harvey (UCF) at Kansas (10/07/2023)
- 129 Corey Kiner (Cincinnati) vs Baylor (10/21/2023)
- 129 Jonathon Brooks (Texas) vs Oklahoma (N) (10/07/2023)
- 126 Emani Bailey (TCU) at Houston (09/16/2023)
- 121 CJ Donaldson (West Virginia) at UCF (10/28/2023)
- 121 Ollie Gordon (Oklahoma St.) at Iowa St. (09/23/2023)
- 118 Treshaun Ward (Kansas St.) at Texas Tech (10/14/2023)
- 117 Garrett Greene (West Virginia) vs Oklahoma St. (10/21/2023)
- 113 Dillon Gabriel (Oklahoma) vs Texas (N) (10/07/2023)
- 112 Devin Neal (Kansas) vs Oklahoma (10/28/2023)
- 111 Cam'Ron Valdez (Texas Tech) vs Houston (09/30/2023)
- 106 Jonathon Brooks (Texas) at Baylor (09/23/2023)
- 105 Johnny Richardson (UCF) vs Baylor (09/30/2023)
- 104 Will Howard (Kansas St.) at Oklahoma St. (10/06/2023)
- 103 Myles Montgomery (Cincinnati) vs Baylor (10/21/2023)
- 101 Tahj Brooks (Texas Tech) at BYU (10/21/2023)
- 101 RJ Harvey (UCF) at Oklahoma (10/21/2023)
- 101 Tahj Brooks (Texas Tech) vs Houston (09/30/2023)
- 100 RJ Harvey (UCF) vs West Virginia (10/28/2023)
- 100 Emani Bailey (TCU) at Kansas St. (10/21/2023)
- 100 Richard Reese (Baylor) at UCF (09/30/2023)

Number of 100-Yard Rushing Performances

- 5 Ollie Gordon, Oklahoma St.
- 4 Tahj Brooks, Texas Tech
- 3 Jonathon Brooks, Texas
- 3 Emani Bailey, TCU
- 3 RJ Harvey, UCF
- 2 Devin Neal, Kansas
- 1 DJ Giddens, Kansas St.
- 1 Tawee Walker, Oklahoma
- 1 Daniel Hishaw, Kansas
- 1 Corey Kiner, Cincinnati
- 1 CJ Donaldson, West Virginia
- 1 Treshaun Ward, Kansas St.
- 1 Garrett Greene, West Virginia
- 1 Dillon Gabriel, Oklahoma
- 1 Cam'Ron Valdez, Texas Tech
- 1 Johnny Richardson, UCF



**2023-24 Big 12 Football
Conference Individual Game Highs
In Conference games**

1	Will Howard, Kansas St.
1	Myles Montgomery, Cincinnati
1	Richard Reese, Baylor
500-Yard Passing Performances	
400-Yard Passing Performances	
439	Josh Hoover (TCU) vs BYU (10/14/2023)
410	Jason Bean (Kansas) at Oklahoma St. (10/14/2023)
300-Yard Passing Performances	
439	Josh Hoover (TCU) vs BYU (10/14/2023)
410	Jason Bean (Kansas) at Oklahoma St. (10/14/2023)
391	Garrett Greene (West Virginia) at Houston (10/12/2023)
378	Donovan Smith (Houston) vs Texas (10/21/2023)
366	Dillon Gabriel (Oklahoma) vs Iowa St. (09/30/2023)
357	Kedon Slovis (BYU) at Kansas (09/23/2023)
348	Rocco Becht (Iowa St.) vs Oklahoma St. (09/23/2023)
346	Quinn Ewers (Texas) vs Oklahoma (N) (10/07/2023)
336	Alan Bowman (Oklahoma St.) vs Kansas (10/14/2023)
336	Donovan Smith (Houston) at Texas Tech (09/30/2023)
325	Quinn Ewers (Texas) vs Kansas (09/30/2023)
324	Blake Shapen (Baylor) vs Texas Tech (10/07/2023)
322	Dillon Gabriel (Oklahoma) at Cincinnati (09/23/2023)
316	Blake Shapen (Baylor) at Cincinnati (10/21/2023)
314	Chandler Morris (TCU) at Houston (09/16/2023)
Number of 300-Yard Passing Performances	
2	Donovan Smith, Houston
2	Dillon Gabriel, Oklahoma
2	Quinn Ewers, Texas
2	Blake Shapen, Baylor
1	Josh Hoover, TCU
1	Jason Bean, Kansas
1	Garrett Greene, West Virginia
1	Kedon Slovis, BYU
1	Rocco Becht, Iowa St.
1	Alan Bowman, Oklahoma St.
1	Chandler Morris, TCU
200-Yard Receiving Performances	
100-Yard Receiving Performances	
172	Jayden Higgins (Iowa St.) at Cincinnati (10/14/2023)
150	Monaray Baldwin (Baylor) at UCF (09/30/2023)
149	Leon Johnson III (Oklahoma St.) vs Cincinnati (10/28/2023)
146	Jaylin Noel (Iowa St.) vs Oklahoma St. (09/23/2023)
141	Adonai Mitchell (Texas) vs Kansas (09/30/2023)
138	Kobe Hudson (UCF) at Kansas St. (09/23/2023)
134	Javon Baker (UCF) at Oklahoma (10/21/2023)
131	Chase Roberts (BYU) vs Cincinnati (09/29/2023)
130	Ketron Jackson Jr. (Baylor) at Cincinnati (10/21/2023)
130	Jalil Farooq (Oklahoma) vs Texas (N) (10/07/2023)
126	Monaray Baldwin (Baylor) vs Texas Tech (10/07/2023)
117	Monaray Baldwin (Baylor) vs Iowa St. (10/28/2023)
117	Andrel Anthony (Oklahoma) at Cincinnati (09/23/2023)
116	Ollie Gordon (Oklahoma St.) vs Kansas (10/14/2023)
116	Devin Carter (West Virginia) at Houston (10/12/2023)
115	Jordan Whittington (Texas) vs Oklahoma (N) (10/07/2023)
113	Javon Baker (UCF) vs Baylor (09/30/2023)
113	Samuel Brown (Houston) at Texas Tech (09/30/2023)
112	Rashod Owens (Oklahoma St.) vs Kansas (10/14/2023)



**2023-24 Big 12 Football
Conference Individual Game Highs
In Conference games**

- 110 Ja'Tavion Sanders (Texas) at Baylor (09/23/2023)
- 108 Xavier Worthy (Texas) vs Oklahoma (N) (10/07/2023)
- 105 Nic Anderson (Oklahoma) vs UCF (10/21/2023)
- 104 JP Richardson (TCU) vs BYU (10/14/2023)
- 102 Coy Eakin (Texas Tech) vs Kansas St. (10/14/2023)

Number of 100-Yard Receiving Performances

- 3 Monaray Baldwin, Baylor
- 2 Javon Baker, UCF
- 1 Jayden Higgins, Iowa St.
- 1 Leon Johnson III, Oklahoma St.
- 1 Jaylin Noel, Iowa St.
- 1 Adonai Mitchell, Texas
- 1 Kobe Hudson, UCF
- 1 Chase Roberts, BYU
- 1 Ketron Jackson Jr., Baylor
- 1 Jalil Farooq, Oklahoma
- 1 Andre Anthony, Oklahoma
- 1 Ollie Gordon, Oklahoma St.
- 1 Devin Carter, West Virginia
- 1 Jordan Whittington, Texas
- 1 Samuel Brown, Houston
- 1 Rashod Owens, Oklahoma St.
- 1 Ja'Tavion Sanders, Texas
- 1 Xavier Worthy, Texas
- 1 Nic Anderson, Oklahoma
- 1 JP Richardson, TCU
- 1 Coy Eakin, Texas Tech



**2023-24 Big 12 Football
Team Highs
In Conference games**

POINTS	51	Kansas vs UCF (10/07/2023)
POINTS SCORED KICKING	17	Oklahoma St. vs Kansas St. (10/06/2023)
TOUCHDOWNS	7	Kansas vs UCF (10/07/2023)
	7	Texas Tech vs Houston (09/30/2023)
TOTAL OFFENSE YARDS	661	Texas vs Kansas (09/30/2023)
TOTAL OFFENSE PLAYS	88	TCU at Houston (09/16/2023)
TOTAL OFFENSE YARDS/PLAY	8.5	Texas at Baylor (09/23/2023)
RUSHING YARDS	399	Kansas vs UCF (10/07/2023)
RUSHING ATTEMPTS	55	Oklahoma at Kansas (10/28/2023)
YARDS PER RUSH	8.5	Oklahoma St. at West Virginia (10/21/2023)
RUSHING TDS	6	Kansas St. vs UCF (09/23/2023)
LONGEST RUSH	79	UCF vs Baylor (09/30/2023)
PASSING YARDS	447	TCU vs BYU (10/14/2023)
PASSING ATTEMPTS	59	TCU vs BYU (10/14/2023)
PASSING TDS	5	Kansas at Oklahoma St. (10/14/2023)
LONGEST PASS	86	UCF at Oklahoma (10/21/2023)
PASSES COMPLETED	38	TCU vs BYU (10/14/2023)
HAD INTERCEPTED	4	TCU at Iowa St. (10/07/2023)
PASS COMPLETION PCT	87.5	Kansas St. vs Houston (10/28/2023)
PASSING YARDS/ATTEMPT	13.1	Texas at Baylor (09/23/2023)
YARDS PER CATCH	19.6	West Virginia at Houston (10/12/2023)
FIELD GOAL ATTEMPTS	6	Oklahoma St. vs Kansas St. (10/06/2023)
FIELD GOALS MADE	5	Oklahoma St. vs Kansas St. (10/06/2023)
LONGEST FIELD GOAL	54	Baylor at Cincinnati (10/21/2023)
	54	Cincinnati vs Oklahoma (09/23/2023)
FIELD GOAL PCT	100.0	Iowa St. at Baylor (10/28/2023)
	100.0	BYU at Texas (10/28/2023)
	100.0	West Virginia at UCF (10/28/2023)
	100.0	Kansas St. vs TCU (10/21/2023)
	100.0	TCU at Kansas St. (10/21/2023)
	100.0	BYU vs Texas Tech (10/21/2023)
	100.0	West Virginia vs Oklahoma St. (10/21/2023)
	100.0	Houston vs Texas (10/21/2023)
	100.0	Texas at Houston (10/21/2023)
	100.0	Baylor at Cincinnati (10/21/2023)
	100.0	UCF at Oklahoma (10/21/2023)
	100.0	Kansas St. at Texas Tech (10/14/2023)
	100.0	BYU at TCU (10/14/2023)
	100.0	TCU vs BYU (10/14/2023)
	100.0	Cincinnati vs Iowa St. (10/14/2023)
	100.0	Iowa St. at Cincinnati (10/14/2023)
	100.0	West Virginia at Houston (10/12/2023)
	100.0	Baylor vs Texas Tech (10/07/2023)
	100.0	Texas Tech at Baylor (10/07/2023)
	100.0	Texas vs Oklahoma (N) (10/07/2023)
	100.0	Iowa St. at Oklahoma (09/30/2023)
	100.0	Cincinnati at BYU (09/29/2023)
	100.0	Baylor vs Texas (09/23/2023)
	100.0	Texas Tech at West Virginia (09/23/2023)
	100.0	West Virginia vs Texas Tech (09/23/2023)
	100.0	Iowa St. vs Oklahoma St. (09/23/2023)
	100.0	Oklahoma St. at Iowa St. (09/23/2023)
	100.0	BYU at Kansas (09/23/2023)
	100.0	Kansas vs BYU (09/23/2023)
	100.0	Oklahoma at Cincinnati (09/23/2023)



**2023-24 Big 12 Football
Team Highs
In Conference games**

Page 2/4
as of Oct 29, 2023

PAT KICKS ATTEMPTED	7	Texas Tech vs Houston (09/30/2023)
PAT KICKS MADE	7	Texas Tech vs Houston (09/30/2023)



2023-24 Big 12 Football
Team Highs
In Conference games

PAT KICKS PCT	
	100.0 Oklahoma St. vs Cincinnati (10/28/2023)
	100.0 Cincinnati at Oklahoma St. (10/28/2023)
	100.0 Iowa St. at Baylor (10/28/2023)
	100.0 Texas vs BYU (10/28/2023)
	100.0 UCF vs West Virginia (10/28/2023)
	100.0 West Virginia at UCF (10/28/2023)
	100.0 Kansas vs Oklahoma (10/28/2023)
	100.0 Oklahoma at Kansas (10/28/2023)
	100.0 Kansas St. vs TCU (10/21/2023)
	100.0 BYU vs Texas Tech (10/21/2023)
	100.0 Texas Tech at BYU (10/21/2023)
	100.0 Oklahoma St. at West Virginia (10/21/2023)
	100.0 West Virginia vs Oklahoma St. (10/21/2023)
	100.0 Houston vs Texas (10/21/2023)
	100.0 Texas at Houston (10/21/2023)
	100.0 Baylor at Cincinnati (10/21/2023)
	100.0 Cincinnati vs Baylor (10/21/2023)
	100.0 Oklahoma vs UCF (10/21/2023)
	100.0 UCF at Oklahoma (10/21/2023)
	100.0 Kansas St. at Texas Tech (10/14/2023)
	100.0 Texas Tech vs Kansas St. (10/14/2023)
	100.0 Oklahoma St. vs Kansas (10/14/2023)
	100.0 TCU vs BYU (10/14/2023)
	100.0 Cincinnati vs Iowa St. (10/14/2023)
	100.0 Iowa St. at Cincinnati (10/14/2023)
	100.0 Houston vs West Virginia (10/12/2023)
	100.0 West Virginia at Houston (10/12/2023)
	100.0 Iowa St. vs TCU (10/07/2023)
	100.0 TCU at Iowa St. (10/07/2023)
	100.0 Texas Tech at Baylor (10/07/2023)
	100.0 UCF at Kansas (10/07/2023)
	100.0 Kansas vs UCF (10/07/2023)
	100.0 Oklahoma vs Texas (N) (10/07/2023)
	100.0 Texas vs Oklahoma (N) (10/07/2023)
	100.0 Oklahoma St. vs Kansas St. (10/06/2023)
	100.0 Kansas St. at Oklahoma St. (10/06/2023)
	100.0 TCU vs West Virginia (09/30/2023)
	100.0 West Virginia at TCU (09/30/2023)
	100.0 Iowa St. at Oklahoma (09/30/2023)
	100.0 Oklahoma vs Iowa St. (09/30/2023)
	100.0 Baylor at UCF (09/30/2023)
	100.0 UCF vs Baylor (09/30/2023)
	100.0 Texas vs Kansas (09/30/2023)
	100.0 Kansas at Texas (09/30/2023)
	100.0 Texas Tech vs Houston (09/30/2023)
	100.0 Houston at Texas Tech (09/30/2023)
	100.0 BYU vs Cincinnati (09/29/2023)
	100.0 Cincinnati at BYU (09/29/2023)
	100.0 UCF at Kansas St. (09/23/2023)
	100.0 Texas at Baylor (09/23/2023)
	100.0 Texas Tech at West Virginia (09/23/2023)
	100.0 West Virginia vs Texas Tech (09/23/2023)
	100.0 Iowa St. vs Oklahoma St. (09/23/2023)
	100.0 Oklahoma St. at Iowa St. (09/23/2023)
	100.0 BYU at Kansas (09/23/2023)
	100.0 Kansas vs BYU (09/23/2023)



**2023-24 Big 12 Football
Team Highs
In Conference games**

2 POINTS PATS MADE	2	Baylor at UCF (09/30/2023)
PUNTS	8	BYU vs Texas Tech (10/21/2023)
	8	Iowa St. vs Oklahoma St. (09/23/2023)
	8	Oklahoma St. at Iowa St. (09/23/2023)
LONGEST PUNT	70	BYU vs Texas Tech (10/21/2023)
YARDS PUNTED	351	BYU vs Texas Tech (10/21/2023)
PUNTING AVG	57.0	Kansas St. vs UCF (09/23/2023)
PUNT RETURNS	4	Texas Tech at BYU (10/21/2023)
	4	Baylor at Cincinnati (10/21/2023)
	4	Texas at Baylor (09/23/2023)
PUNT RETURN YARDS	89	Texas vs BYU (10/28/2023)
PUNT RETURN AVG	82.0	Kansas vs UCF (10/07/2023)
LONGEST PUNT RETURN	82	Kansas vs UCF (10/07/2023)
KICK RETURN	6	Kansas vs Oklahoma (10/28/2023)
	6	Houston vs TCU (09/16/2023)
KICK RETURN YARDS	201	Houston vs TCU (09/16/2023)
KICK RETURN AVERAGE	56.0	Texas Tech vs Houston (09/30/2023)
LONGEST KICK RETURN	100	Houston vs West Virginia (10/12/2023)
	100	Texas Tech vs Houston (09/30/2023)
KICK RETURN TDS	1	Houston vs West Virginia (10/12/2023)
	1	Texas Tech vs Houston (09/30/2023)
	1	Houston vs TCU (09/16/2023)
INTERCEPTIONS	4	Iowa St. vs TCU (10/07/2023)
INTERCEPTION RETURN YARDS	92	BYU vs Texas Tech (10/21/2023)
INTERCEPTION RETURN AVERAGE	42.5	Texas vs BYU (10/28/2023)
LONGEST INTERCEPTION RETURN	45	Texas vs BYU (10/28/2023)
INTERCEPTION RETURN TDS	1	Kansas vs Oklahoma (10/28/2023)
	1	TCU vs BYU (10/14/2023)
	1	Oklahoma St. vs Kansas St. (10/06/2023)
	1	Oklahoma vs Iowa St. (09/30/2023)
	1	BYU vs Cincinnati (09/29/2023)
	1	Kansas vs BYU (09/23/2023)
FUMBLES LOST	2	Oklahoma at Kansas (10/28/2023)
	2	Texas Tech at BYU (10/21/2023)
	2	West Virginia vs Oklahoma St. (10/21/2023)
	2	Texas at Baylor (09/23/2023)
FUMBLES RECOVERED	2	Kansas vs Oklahoma (10/28/2023)
	2	BYU vs Texas Tech (10/21/2023)
	2	Oklahoma St. at West Virginia (10/21/2023)
	2	Baylor vs Texas (09/23/2023)
SACKED BY OPP	6	Baylor vs Texas Tech (10/07/2023)
	6	Houston vs TCU (09/16/2023)
QB SACKS	8	Cincinnati vs Oklahoma (09/23/2023)
TURNOVERS COMMITTED	5	Texas Tech at BYU (10/21/2023)
TURNOVERS CAUSED	5	BYU vs Texas Tech (10/21/2023)
KICKS BLOCKED	2	Kansas at Oklahoma St. (10/14/2023)
	2	TCU vs West Virginia (09/30/2023)
FIRST DOWNS	13	TCU at Houston (09/16/2023)
1ST DOWN RUSHING	20	Kansas St. vs TCU (10/21/2023)
1ST DOWN PASSING	23	TCU vs BYU (10/14/2023)
1ST DOWN BY PENALTY	5	West Virginia vs Texas Tech (09/23/2023)
PENALTIES	11	Oklahoma at Kansas (10/28/2023)
PENALTIES YARDS	101	Oklahoma at Kansas (10/28/2023)