

2023 FOOTBALL

CONFERENCE STANDINGS

Week II | Joni Lehmann | 469-524-1022 | joni@Big12Sports.com

	BIG 12 GAMES				OVERALL				Home	Road	Neutral	Streak	vs. Top 10	vs. Top 25
	W-L	Pct.	PF	PA	W-L	Pct.	PF	PA						
Texas	5-1	.833	207	114	8-1	.889	309	158	5-0	3-0	0-1	W3	1-0	3-1
Oklahoma State	5-1	.833	215	158	7-2	.778	276	219	5-1	2-1	-	W5	1-0	1-0
Kansas	4-2	.667	201	182	7-2	.778	314	246	5-0	2-2	-	W2	1-1	1-1
Oklahoma	4-2	.667	192	150	7-2	.778	359	178	4-0	2-2	1-0	L2	1-0	1-1
Kansas State	4-2	.667	215	117	6-3	.667	329	160	5-0	1-3	-	L1	0-1	0-1
West Virginia	4-2	.667	195	158	6-3	.667	283	219	4-1	2-2	-	W2	0-1	0-1
Iowa State	4-2	.667	162	147	5-4	.556	212	186	3-2	2-2	-	L1	-	0-2
Texas Tech	3-3	.500	171	155	4-5	.444	275	231	3-2	1-3	-	W1	-	0-1
TCU	2-4	.333	146	151	4-5	.444	263	219	3-2	1-3	-	L2	-	-
Houston	2-4	.333	131	220	4-5	.444	227	284	3-2	1-3	-	W1	0-1	0-1
BYU	2-4	.333	113	195	5-4	.556	206	242	4-0	1-4	-	L2	0-1	0-1
Baylor	2-4	.333	130	196	3-6	.333	204	265	1-6	2-0	-	L2	0-1	0-2
UCF	1-5	.167	173	229	4-5	.444	295	265	2-2	2-3	-	W1	0-1	0-1
Cincinnati	0-6	.000	111	190	2-7	.222	228	255	1-5	1-2	-	L7	-	0-1

THIS WEEK'S SCHEDULE

Saturday, November 11

Texas Tech at No. 21 Kansas* (FSI)	11:00 a.m. CT
Baylor at No. 23 Kansas State* (Big 12 Now on ESPN+)	2:00 p.m. CT
No. 22 Oklahoma State at UCF* (ESPN)	2:30 p.m. CT/3:30 p.m. ET
Cincinnati at Houston* (FSI)	6:00 p.m. CT/7:00 p.m. ET
West Virginia at No. 9 Oklahoma* (FOX)	6:00 p.m. CT/7:00 p.m. ET
No. 7 Texas at TCU* (ABC)	6:30 p.m. CT
Iowa State at BYU* (ESPN)	9:15 p.m. CT/8:15 p.m. MT

* Denotes Big 12 game.
All times listed as Central.
Rankings listed as CFP.

TEAM VS. TEAM RESULTS

	BU	BYU	UCF	UC	UH	ISU	KU	K-State	OU	OSU	TCU	UT	TTU	WVU
BU	-	-	W	W	L	L	-	-	-	-	-	L	L	-
BYU	-	-	-	W	-	-	L	-	-	-	L	L	W	L
UCF	L	-	-	W	-	-	L	L	L	-	-	-	-	L
UC	L	L	L	-	-	L	-	-	L	L	-	-	-	-
UH	W	-	-	-	-	-	-	L	-	-	L	L	L	W
ISU	W	-	-	W	-	-	L	-	L	W	W	-	-	-
KU	-	W	W	-	W	-	-	-	W	L	-	L	-	-
K-State	-	-	W	-	W	-	-	-	-	L	W	L	W	-
OU	-	-	W	W	-	W	L	-	-	L	-	W	-	-
OSU	-	-	-	W	-	L	W	W	W	-	-	-	-	W
TCU	-	W	-	-	W	L	-	L	-	-	-	-	L	L
UT	W	W	-	-	W	-	W	W	L	-	-	-	-	-
TTU	W	L	-	-	W	-	-	L	-	-	W	-	-	L
WVU	-	W	W	-	L	-	-	-	-	L	W	-	W	-

CONFERENCE NEWS & NOTES

- The Big 12 has the tightest conference race in the nation with 50 percent of teams within a game of each other in the top half of the conference standings.
- Six of last week's seven games were decided by a touchdown or less, including three by three-or-less points and two in overtime.
- In conference games, 45.2% have been determined by eight-or-less points, the second-highest percentage among Power Five leagues.
- Kansas, K-State, Oklahoma, Oklahoma State, Texas and West Virginia have reached bowl eligibility. BYU and Iowa State are one win away.
- The Big 12 had five teams ranked in the first CFP Poll of the season. Texas checked in at No. 7 followed by No. 9 Oklahoma, No. 21 Kansas, No. 22 Oklahoma State and No. 23 K-State.
- The Big 12 has two of the three teams with three wins over CFP Top 25 teams.
Texas (Alabama, Kansas, K-State)
Oklahoma State (Kansas, K-State, Oklahoma)
Alabama (Ole Miss, Tennessee, LSU)
- Five Big 12 teams (BYU, Kansas, K-State, Oklahoma, Texas) are undefeated at home this season. Oklahoma State joins the group as undefeated in home league games.
- In conference games, the home team holds a 25-16 advantage.
- Among conferences, the Big 12 is first in rushing yards per game (170.2), second in total yards (421.6) and third in passing yards (251.4) and scoring (30.0).
- Oklahoma State was named the Cheez-It National Team of the Week.
- OSU head coach Mike Gundy recorded his 100th career Big 12 win, just the third coach in Conference history to reach the milestone. The other two are Bob Stoops (Oklahoma) and Bill Snyder (K-State).

- Notes continued on page 5 -

**Weekly National Rankings
(AP/Coaches/CFP)**

	BU	BYU	UCF	UC	UH	ISU	KU	K-State	OU	OSU	TCU	UT	TTU	WVU
Preseason	RV/RV	-/RV	-	-	-/RV	-	RV/RV	16/17	20/19	-/RV	17/16	11/12	RV/24	-
9/5	-	-	RV/RV	RV/-	-	RV/-	-/RV	15/15	18/17	-/RV	RV/RV	11/10	RV/RV	-
9/11	-	-	-/RV	RV/RV	-	-	RV/RV	15/15	19/16	RV/RV	RV/RV	4/6	-	-
9/18	-	RV/RV	-/RV	-	-	-	RV/RV	RV/RV	16/14	-	-	3/6	-	-
9/25	-	-	-	-	-	-	24/24	RV/25	14/14	-	RV/RV	3/5	-	-
10/2	-	-/RV	-	-	-	-	RV/RV	RV/RV	12/12	-	-	3/4	-	RV/RV
10/9	-	-/RV	-	-	-	-	23/24	-	5/7	-	-	9/11	-	RV/RV
10/16	-	-	-	-	-	-	RV/RV	-/RV	6/7	RV/RV	-	8/8	-	RV/RV
10/23	-	-	-	-	-	-	-/RV	RV/RV	6/6	RV/RV	-	7/7	-	-
10/30	-	-	-	-	-	-	22/23/21	25/RV/23	10/11/9	RV/RV/22	-	7/6/7	-	-
11/6	-	-	-	-	-	-	19/18	RV/RV	17/16	15/17	-	7/7	-	RV/RV
11/13														
11/20														
11/27														
12/4														
Final														

WEEKLY AWARDS

Offense

9/4	Emory Jones, UC, QB, Sr.
9/11	Quinn Ewers, UT, QB, So.
9/18	Dillon Gabriel, OU, QB, Sr.
9/25	DJ Giddens, K-State, RB, So.
10/2	Jonathon Brooks, UT, RB, So.
10/9	Dillon Gabriel, OU, QB, Sr.
10/16	Josh Hoover, TCU, QB, Fr.
	Ollie Gordon II, OSU, RB, So.
10/23	Ollie Gordon II, OSU, RB, So.
10/30	Ollie Gordon II, OSU, RB, So.
11/6	RJ Harvey, UCF, RB, Sr., Ollie Gordon II, OSU, RB, So.
11/13	
11/20	
11/27	

Special Teams

9/4	Ryan Rehkow, BYU, P, Jr. Gavin Freeman, OU, WR/PR, So.
9/11	Colton Boomer, UCF, K, So.
9/18	Matthew Golden, UH, KR/WR, So.
9/25	Chase Contreras, ISU, K, Sr.
10/2	Loic Fouonji, TTU, WR, Sr.
10/9	Trevor Wilson, KU, WR/PR, Jr.
10/16	Chase Contreras, ISU, K, Sr.
10/23	Isaiah Hankins, BU, K, So.
10/30	Xavier Worthy, UT, WR/PR, Jr.
11/6	Bert Auburn, UT, K, Jr.
11/13	
11/20	
11/27	

Defense

Jeremiah Cooper, ISU, DB, So.
Danny Stutsman, OU, LB, Jr.
Tyler Batty, BYU, DE, Jr.
Cobee Bryant, KU, CB, Jr.
Caden Jenkins, BU, CB, Fr.
Beau Freyler, ISU, DB, Jr.
Kobe Savage, K-State, S, Sr.

Newcomer

Eddie Heckard, BYU, CB, Sr.
Beanie Bishop Jr., WVU, CB, Sr.
Xavier Benson, OSU, LB, Sr.

Newcomer

Emory Jones, UC, QB, Sr.
Adonai Mitchell, UT, WR, Jr.
Nic Anderson, OU, WR, Fr.
Parker Jenkins, UH, RB, Fr.
Adonai Mitchell, UT, WR, Jr.
Cameron Epps, OSU, CB, Fr.
Avery Johnson, K-State, QB, Fr.
Nic Anderson, OU, WR, Fr.
Leon Johnson III, OSU, WR, Sr.
Beanie Bishop Jr., WVU, CB, Sr.
Adonai Mitchell, UT, WR, Jr.

Big 12 CHAMPIONS

- 1996 - Texas (Nebraska)
- 1997 - Nebraska (Texas A&M)
- 1998 - Texas A&M (K-State)
- 1999 - Nebraska (Texas)
- 2000 - Oklahoma (K-State)
- 2001 - Colorado (Texas)
- 2002 - Oklahoma (Colorado)
- 2003 - Kansas State (Oklahoma)
- 2004 - Oklahoma (Colorado)
- 2005 - Texas (Colorado)
- 2006 - Oklahoma (Nebraska)
- 2007 - Oklahoma (Missouri)
- 2008 - Oklahoma (Missouri)
- 2009 - Texas (Nebraska)
- 2010 - Oklahoma (Nebraska)
- 2011 - Oklahoma State**
- 2012 - Kansas State/Oklahoma**
- 2013 - Baylor**
- 2014 - Baylor/TCU**
- 2015 - Oklahoma**
- 2016 - Oklahoma**
- 2017 - Oklahoma (TCU)
- 2018 - Oklahoma (Texas)
- 2019 - Oklahoma (Baylor)
- 2020 - Oklahoma (Iowa State)
- 2021 - Baylor (Oklahoma State)
- 2022 - Kansas State (TCU)

***A Championship Game was not played from 2011-16 seasons. Opponent in parenthesis.*

Big 12 BOWL PARTNERS

(listed in order of selection)

- Allstate Sugar
- Valero Alamo
- Pop-Tarts
- TaxAct Texas
- AutoZone Liberty
- Guaranteed Rate
- Lockheed Martin Armed Forces Bowl*/SERVPRO
- First Responders Bowl*
- Radiance Technologies Independence Bowl

* Game is a "flex pick" for the seventh selection after CFP.

The Big 12 champion will earn the Conference's automatic berth for its CFP contract bowl slot.

In the event the Big 12 Champion is displaced from the Sugar Bowl to participate in the College Football Playoff Semifinals, the championship game runner-up shall serve as the Sugar Bowl replacement team.

VERSUS OTHER CONFERENCES

	All-Time			2023		
	W	L	Pct.	W	L	Pct.
American	98	26	.790	5	1	.833
ACC	47	48	.495	2	0	1.000
Big Ten	56	60	.483	0	2	.000
Conference USA	140	15	.903	2	0	1.000
Independents	15	15	.500	0	0	.000
MAC	58	17	.773	1	2	.333
Mountain West	81	24	.771	3	1	.750
Pac-12	69	57	.548	1	3	.333
SEC	45	61	.425	2	1	.667
Sun Belt	78	12	.867	2	2	.500
Non-FBS	174	15	.921	11	0	1.000
Total	864	347	.713	30	12	.714

All-time totals are based on current conference affiliation.

BAYLOR (3-6, 2-4 Big 12)

Date	Opponent	Time (CT)	Attend	BU			OPP		
				CFP	AP	C	CFP	AP	C
S2	Texas State (Big 12 Now)	L 31-42	44,945				RV	RV	
S9	Utah (ESPN)	L 13-20	43,732						12 12
S16	Long Island (Big 12 Now)	W 30-7	43,732						
S23	Texas* (ABC)	L 6-38	49,165					3 6	
S30	at UCF* (FSI)	W 36-35	44,005						
07	Texas Tech* (ESPN2)	L 14-30	44,620						
014	Open								
021	at Cincinnati* (Big 12 Now)	W 32-29	38,193						
028	Iowa State* (Big 12 Now)	L 18-30	43,528						
N4	Houston* (Big 12 Now)	L 24-25 OT	41,180						
N11	at K-State* (Big 12 Now)	2:00 p.m.						RV	RV
N18	at TCU*								
N25	West Virginia*								

*Big 12 Game

BYU (5-4, 2-4 Big 12)

Date	Opponent	Time (MT)	Attend	BYU			OPP		
				CFP	AP	C	CFP	AP	C
S2	Sam Houston (FSI)	W 14-0	59,006						RV
S9	S. Utah (Big 12 Now)	W 41-16	60,834					RV	RV
S16	at Arkansas (ESPN2)	W 38-31	74,821						
S23	at Kansas* (ESPN)	L 27-38	47,233					RV	RV
S29	Cincinnati* (ESPN)	W 35-27	63,834						
07	Open								RV
014	at TCU* (ESPN)	L 11-44	44,599						RV
021	Texas Tech* (FSI)	W 27-14	63,523						
028	at Texas* (ABC)	L 6-35	101,670						7 7
N4	at West Virginia* (FOX)	L 7-37	50,266						
N11	Iowa State* (ESPN)	8:15 p.m.							
N18	Oklahoma*								
N25	at Oklahoma State*								

*Big 12 Game

UCF (4-5, 1-5 Big 12)

Date	Opponent	Time (ET)	Attend	UCF			OPP		
				CFP	AP	C	CFP	AP	C
A31	Kent State (FSI)	W 56-6	44,088						
S9	at Boise State (FSI)	W 18-16	36,447				RV	RV	
S16	Villanova (Big 12 Now)	W 48-14	44,206					RV	
S23	at K-State* (FSI)	L 31-44	51,912					RV	RV
S30	Baylor* (FSI)	L 35-36	44,005						
07	at Kansas* (FOX)	L 22-51	46,107						
014	Open								
021	at Oklahoma* (ABC)	L 29-31	83,476						6 7
028	West Virginia* (FSI)	L 28-41	44,136						
N4	at Cincinnati* (FSI)	W 28-26	38,193						
N11	Oklahoma State* (ESPN)	3:30 p.m.							15 17
N18	at Texas Tech*								
N25	Houston*								

*Big 12 Game

CINCINNATI (2-7, 0-6 Big 12)

Date	Opponent	Time (ET)	Attend	UC			OPP		
				CFP	AP	C	CFP	AP	C
S2	E. Kentucky (Big 12 Now)	W 66-13	38,193						
S9	at Pitt (The CW)	W 27-21	49,398					RV	
S16	Miami - OH (Big 12 Now)	L 24-31 OT	38,193					RV	RV
S23	Oklahoma* (FOX)	L 6-20	38,193						16 14
S29	at BYU* (ESPN)	L 27-35	63,834						
07	Open								
014	Iowa State* (FSI)	L 10-30	38,193						
021	Baylor* (Big 12 Now)	L 29-32	38,193						
028	at Okla State* (ESPN2)	L 13-14	53,855						RV
N4	UCF* (FSI)	L 26-28	38,193						
N11	at Houston* (FSI)	7:00 p.m.							
N18	at West Virginia*								
N25	Kansas*								

*Big 12 Game

HOUSTON (4-5, 2-4 Big 12)

Date	Opponent	Time (CT)	Attend	UH			OPP		
				CFP	AP	C	CFP	AP	C
S2	UTSA (FSI)	W 17-14	37,862					RV	
S9	at Rice (NFL Network)	L 41-43 2OT	23,425						
S16	TCU* (FOX)	L 13-36	36,049						RV
S23	Sam Houston (Big 12 Now)	W 38-7	35,044						
S30	at Texas Tech* (FS2)	L 28-49	53,308						
07	Open								
012	West Virginia* (FSI)	W 41-39	32,152						RV
021	Texas* (FOX)	L 24-31	42,812						8 8
028	at K-State* (ESPN2)	L 0-41	51,928						RV
N4	at Baylor* (Big 12 Now)	W 25-24 OT	41,180						
N11	Cincinnati* (FSI)	6:00 p.m.							
N18	Oklahoma State*								
N25	at UCF*								

*Big 12 Game

IOWA STATE (5-4, 4-2 Big 12)

Date	Opponent	Time (CT)	Attend	ISU			OPP		
				CFP	AP	C	CFP	AP	C
S2	UNI (Big 12 Now)	W 30-9	58,248						
S9	Iowa (FOX)	L 13-20	61,500					RV	RV
S16	at Ohio (ESPNU)	L 7-10	21,991						
S23	Oklahoma State* (FSI)	W 34-27	59,022						
S30	at Oklahoma* (FSI)	L 20-50	84,371						14 14
07	TCU* (FSI)	W 27-14	60,535						
014	at Cincinnati* (FSI)	W 30-10	38,193						
021	Open								
028	at Baylor* (Big 12 Now)	W 30-18	43,528						
N4	Kansas* (ESPN)	L 21-28	61,500						21 22 23
N11	at BYU* (ESPN)	9:15 p.m.							
N18	Texas* (FOX)	7:00 p.m.							
N25	at K-State*								

*Big 12 Game

KANSAS (7-2, 4-2 Big 12)

Date	Opponent	Time (CT)	Attend	KU			OPP		
				CFP	AP	C	CFP	AP	C
S1	Missouri State (Big 12 Now)	W 48-17	41,091		RV	RV			
S8	Illinois (ESPN2)	W 34-23	45,809		RV	RV		RV	RV
S16	at Nevada (CBSSN)	W 31-24	16,890		RV	RV			
S23	BYU* (ESPN)	W 38-27	47,233		RV	RV		RV	RV
S30	at Texas* (ABC)	L 14-40	102,986	24	24			3	5
O7	UCF* (FOX)	W 51-22	46,107		RV	RV			
O14	at Oklahoma State* (FSI)	L 32-39	53,855		23	24			
O21	Open				RV	RV			
O28	Oklahoma* (FOX)	W 38-33	47,233			RV		6	6
N4	at Iowa State* (ESPN)	W 28-21	61,500	21	22	23			
N11	Texas Tech* (FSI)	11:00 a.m.							
N18	K-State*								
N25	at Cincinnati*								

*Big 12 Game

K-STATE (6-3, 4-2 Big 12)

Date	Opponent	Time (CT)	Attend	K-State			OPP		
				CFP	AP	C	CFP	AP	C
S2	SE Missouri St. (Big 12 Now)	W 45-0	52,066		16	17			
S9	Troy* (FSI)	W 42-13	51,940		15	15			
S16	at Missouri (SECN)	L 27-30	62,621		15	15			RV
S23	UCF* (FSI)	W 44-31	51,912			RV			RV
S30	Open					RV			25
O6	at Oklahoma State* (ESPN)	L 21-29	53,855			RV			RV
O14	at Texas Tech* (FSI)	W 38-31	56,200						
O21	TCU* (ESPN2)	W 41-3	52,580						RV
O28	Houston* (ESPN2)	W 41-0	51,928			RV			RV
N4	at Texas* (FOX)	L 30-33 OT	102,846	23	25	RV			7 7 6
N11	Baylor* (Big 12 Now)	2:00 p.m.							
N18	at Kansas*								
N25	Iowa State*								

*Big 12 Game

OKLAHOMA (7-2, 4-2 Big 12)

Date	Opponent	Time (CT)	Attend	OU			OPP		
				CFP	AP	C	CFP	AP	C
S2	Arkansas State (ESPN)	W 73-0	83,221		20	19			
S9	SMU (ESPN+)	W 28-11	84,186		18	17			RV
S16	at Tulsa (ESPN2)	W 66-17	30,855		19	16			
S23	at Cincinnati* (FOX)	W 20-6	38,193		16	14			
S30	Iowa State* (FSI)	W 50-20	84,371		14	14			
O7	vs. Texas* (ABC)	W 34-30	92,100		3	4		12	12
O14	Open				5	7			
O21	UCF* (ABC)	W 31-29	83,476		6	7			
O28	at Kansas* (FOX)	L 33-38	47,233		6	6			RV
N4	at Oklahoma State* (ABC)	L 24-27	54,105	9	10	11		22	RV
N11	West Virginia* (FOX)	6:00 p.m.			17	16			RV
N18	at BYU*								
N24	TCU* (FOX)	11:00 a.m.							

*Big 12 Game

OKLAHOMA STATE (7-2, 5-1 Big 12)

Date	Opponent	Time (CT)	Attend	OSU			OPP		
				CFP	AP	C	CFP	AP	C
S2	UCA (Big 12 Now)	W 27-13	53,855			RV			
S9	at Arizona State (FSI)	W 27-15	42,569			RV			
S16	S. Alabama (Big 12 Now)	L 7-33	53,855			RV		RV	
S23	at Iowa State* (FSI)	L 27-34	59,022						
S30	Open								
O6	K-State* (ESPN)	W 29-21	53,855						RV
O14	Kansas* (FSI)	W 39-32	53,855						23 24
O21	at West Virginia* (ESPN2)	W 48-34	51,870			RV	RV		RV
O28	Cincinnati* (ESPN2)	W 45-13	53,855			RV	RV		
N4	Oklahoma* (ABC)	W 27-24	54,105		22	RVRV			9 10 11
N11	at UCF* (ESPN)	2:30 p.m.							15 17
N18	at Houston*								
N25	BYU*								

*Big 12 Game

TCU (4-5, 2-4 Big 12)

Date	Opponent	Time (CT)	Attend	TCU			OPP		
				CFP	AP	C	CFP	AP	C
S2	Colorado (FOX)	L 42-45	53,294		17	16			
S9	Nicholls (Big 12 Now)	W 41-6	45,010		RV	RV			
S16	at Houston* (FOX)	W 36-13	36,049		RV	RV			
S23	SMU (FSI)	W 34-17	51,243		RV	RV			
S30	West Virginia* (ESPN2)	L 21-24	43,736		RV	RV			
O7	at Iowa State* (FSI)	L 14-27	60,535						
O14	BYU* (ESPN)	44,599							RV
O21	at K-State* (ESPN2)	L 3-41	52,580						RV
O28	Open								
N2	at Texas Tech (FSI)	L 28-35	51,185						
N11	Texas* (ABC)	6:30 p.m.							7 7
N18	Baylor*								
N24	at Oklahoma* (FOX)	11:00 a.m.							

*Big 12 Game

TEXAS (8-1, 5-1 Big 12)

Date	Opponent	Time (CT)	Attend	UT			OPP		
				CFP	AP	C	CFP	AP	C
S2	Rice (FOX)	W 37-10	98,017		11	12			
S9	at Alabama (ESPN)	W 34-24	100,077		11	10		3	3
S16	Wyoming (LHN)	W 31-10	101,777		4	6		RV	RV
S23	at Baylor* (ABC)	W 38-6	49,165		3	6			
S30	Kansas* (ABC)	W 40-14	102,986		3	5		24	24
O7	vs. Oklahoma* (ABC)	L 30-34	92,100		3	4		12	12
O14	Open				9	11			
O21	at Houston* (FOX)	W 31-24	42,812		8	8			
O28	BYU (ABC)	W 35-6	101,670		7	7			
N4	K-State* (FOX)	W 33-30 OT	102,846	7	7	6		23	25
N11	at TCU* (ABC)	6:30 p.m.			7	7			
N18	at Iowa State* (FOX)	7:00 p.m.							
N24	Texas Tech* (ABC)	6:30 p.m.							









*Big 12 Game

TEXAS TECH (4-5, 3-3 Big 12)

Date	Opponent	Time (CT)	Attend	TTU		OPP	
				CFP	AP C	CFP	AP C
S2	at Wyoming (CBS)	L 33-35 2OT	26,450			RV	24
S9	Oregon (FOX)	L 30-38	56,200			RV	RV 13 13
S16	Tarleton State (Big 12 Now)	W 41-3	56,200				
S23	at West Virginia* (Big 12 Now)	L 13-20	50,071				
S30	Houston* (FS2)	W 49-28	53,308				
O7	at Baylor* (ESPN2)	W 39-14	44,620				
O14	K-State* (FSI)	L 21-38	56,200				
O21	at BYU* (FSI)	L 14-27	63,523				
O28	Open						
N2	TCU* (FSI)	W 35-28	51,185				
N11	at Kansas* (FSI)	11:00 a.m.					19 18
N18	UCF*						
N24	at Texas* (ABC)	6:30 p.m.					

WEST VIRGINIA (6-3, 4-2 Big 12)

Date	Opponent	Time (ET)	Attend	WVU			OPP		
				CFP	AP C	C	CFP	AP C	C
S2	at Penn State (NBC)	L 15-38	110,747						7 7
S9	Duquesne (Big 12 Now)	W 56-17	50,037						
S16	Pitt (ABC)	W 17-6	61,106						
S23	Texas Tech* (Big 12 Now)	W 20-13	50,071						
S30	at TCU* (ESPN2)	W 24-21	43,736						RV RV
O7	Open							RV	RV
O12	at Houston* (FSI)	L 39-41	32,152					RV	RV
O21	Oklahoma State* (ESPN)	L 34-48	51,870					RV	RV RV
O28	at UCF* (FSI)	W 41-28	44,136						
N4	BYU* (FOX)	W 37-7	50,266						
N11	at Oklahoma* (FOX)	6:00 p.m.							17 16
N18	Cincinnati*								
N25	at Baylor*								

-  Oklahoma State's Ollie Gordon II (co-offensive) became just the second student-athlete in Conference history to earn four consecutive Big 12 Player of the Week awards. He was joined by his teammate Xavier Benson (defensive), UCF's RJ Harvey (co-offensive) and the Texas duo of Adonai Mitchell (newcomer) and Bert Auburn (special teams) as Week 10 honorees.
-  The Big 12 finished regular season non-conference play at 30-12 (.714).
-  Baylor freshman CB Caden Jenkins had five stops and an interception against Houston. Jenkins picked off his team-leading third pass of the year, which ties him for the NCAA lead among freshmen.
-  BYU's Jake Retzlaff started his first career game and was the first junior college quarterback to start a game for BYU since Christan Stewart in 2014 out of Snow College.
-  UCF's defense set a season-high in both sacks and tackles for loss. The Knights' five sacks are the most since six against South Florida Nov. 26, 2021. The Knights also tallied nine tackles for loss in the win, the most since also notching nine versus Georgia Tech last season on Sept. 24.
-  For the third time this season, Cincinnati had two rushers, Corey Kiner (114) and Ryan Montgomery (113), run for over 100 yards in the same game. It is the first time in school history Cincinnati has had three games in a season with two players rushing for over 100 yards.
-  Houston has played in an FBS-leading six overtime games since the start of the 2021 season and an FBS-leading five OT games since the start of the 2022 season.
-  ISU QB Rocco Becht had 20 completions against Kansas to set the school record for completions by a freshman with 162.

-  Kansas' Mello Dotson returned an interception for a touchdown for the second consecutive week. With two interceptions returned for TDs this season, He ties the Kansas single-season record previously set by Aqib Talib (2007), Patrick Brown (1997) and Roger Foote (1981).
-  K-State's sophomore cornerback Jacob Parrish recorded a pair of interceptions in the Texas contest after coming into the game with one pick in his career (vs. UCF). It is the second time a Wildcat had two interceptions in a game this season, the other being Kobe Savage at Texas Tech.
-  Oklahoma's 15 interceptions are its most through nine games since the 2001 season (also had 15). OU ranks second nationally in interceptions.
-  Oklahoma State did not allow a sack for the third straight game, its first time doing so since 2012, and has surrendered just one sack in the past five games for the first time since the last two games in 2011 and first three in 2012. In Big 12 play only, OSU is tops in the conference with just two sacks allowed.
-  TCU's Josh Hoover passed for 353 yards, marking the second-best game of his career, trailing only the 439 earlier this season against BYU.
-  Texas is one of three teams to have scored 30 or more points in every game this season.
-  Texas Tech's Tahj Brooks carried the ball more than 30 times for the third time this season. He's the first Red Raider to do so since Byron Hanspard in 1996 - which was 30+ carries in four-straight games.
-  West Virginia reached 300 yards on the ground (vs. BYU) against an FBS team for the first time since Dec. 3, 2016 (vs. Baylor).

BIG 12 MEDIA PRESEASON POLL

1. Texas
2. K-State
3. Oklahoma
4. Texas Tech
5. TCU
6. Baylor
7. Oklahoma State
8. UCF
9. Kansas
10. Iowa State
11. BYU
12. Houston
13. Cincinnati
14. West Virginia

DR PEPPER BIG 12 CHAMPIONSHIP

Saturday, Dec. 2, 11 a.m. CT (ABC)
AT&T Stadium, Arlington, Texas
 Tickets available at:
<https://big12.us/3i564VW>

The top two finishers by conference winning percentage in the Big 12 standings will compete in the Dr Pepper Big 12 Football Championship game. Three-time Grammy-award-winning artist Nelly will perform at halftime with the bands of the participating institutions.

BIG 12 PRO DAY

Spring 2024
Ford Center, Frisco, Texas

The Big 12 and the NFL have partnered to debut Big 12 Pro Day in the spring of 2024. The reimagined Pro Day experience will feature state of the art medical and player skill assessments designed to maximize the student-athlete prospect experience. The NFL Network and additional NFL media platforms will air content. Off the field, a job fair and non-football career networking opportunities will be provided. The Conference will also host Big 12 Fan Fest outside of the event.



2023-24 Big 12 Football
Extended Individual Statistics
All games

TOTAL OFFENSE (Minimum Games Played Pct. 75%)

#	Player	G	Rush	Pass	Plays	Total	Yds/g
1	Gabriel, Dillon - OU	9	287	2646	360	2933	325.89
2	Smith, Donovan - UH	9	253	2303	417	2556	284.00
3	Ewers, Quinn - UT	7	53	1915	252	1968	281.14
4	Jones, Emory - UC	9	446	1818	377	2264	251.56
5	Howard, Will - KState	9	293	1955	320	2248	249.78
6	Greene, Garrett - WVU	8	427	1545	259	1972	246.50
7	Becht, Rocco - IowaSt	9	72	1918	306	1990	221.11
8	Bowman, Alan - OSU	9	40	1914	307	1954	217.11
9	Slovis, Kedon - BYU	8	-41	1716	295	1675	209.38
10	Bean, Jason - KU	9	154	1418	184	1572	174.67

ALL PURPOSE (Minimum Games Played Pct. 75%)

#	Player	G	Rush	Rcv	PR	KR	Yds	Avg/g
1	Gordon, Ollie - OSU	9	1225	219	0	0	1444	160.44
2	Brooks, Jonathon - UT	9	1035	212	0	0	1247	138.56
3	Harvey, RJ - UCF	9	876	217	0	41	1134	126.00
4	Brooks, Tahj - TTU	9	1033	68	0	0	1101	122.33
5	Bailey, Emami - TCU	9	908	141	0	0	1049	116.56
6	Neal, Devin - KU	9	828	200	0	0	1028	114.22
7	Giddens, DJ - KState	9	744	263	0	0	1007	111.89
8	Farooq, Jalil - OU	9	60	547	0	321	928	103.11
9	Worthy, Xavier - UT	9	19	620	281	0	920	102.22
10	Henderson, Xzavier - UC	9	0	631	0	198	829	92.11

TOTAL OFFENSE AVG/PLAY (Minimum Games Played Pct. 75%)

#	Player	G	Rush	Pass	Plays	Total	Yds/p
1	Noel, Jaylin - IowaSt	8	0	42	1	42	5.25
2	Metayer, Chamon - UC	9	27	0	1	27	3.00
3	Ray, Traylon - WVU	8	0	21	1	21	2.63
4	Townsend, Xavier - UCF	7	150	0	11	150	1.95
5	Worthy, Xavier - UT	9	19	35	4	54	1.50
6	Wiggins, Dee - UC	9	13	0	1	13	1.44
7	Jackson, Jadon - KState	8	29	0	3	29	1.21
8	Ewers, Quinn - UT	7	53	1915	252	1968	1.12
9	Arnold, Lawrence - KU	9	10	0	1	10	1.11
10	White, Jahiem - WVU	8	416	0	50	416	1.04

SCORING (Minimum Games Played Pct. 75%)

#	Player	G	TD	FG	XPT	2XP	Pts	Pts/g
1	Hale, Alex - OSU	9	0	20	30	0	90	10.00
2	Auburn, Bert - UT	9	0	17	36	0	87	9.67
3	Gordon, Ollie - OSU	9	13	0	0	0	78	8.67
4	Schmit, Zach - OU	9	0	10	43	0	73	8.11
5	Contreras, Chase - IowaSt	9	0	17	21	0	72	8.00
6	Hayes, Michael - WVU	9	0	12	31	0	67	7.44
7	Kell, Griffin - TCU	9	0	11	32	0	65	7.22
8	Boomer, Colton - UCF	9	0	10	35	0	65	7.22
9	Hankins, Isaiah - Baylor	9	0	16	14	0	62	6.89
10	Brown, Carter - UC	9	0	13	23	0	62	6.89

TOTAL OFFENSE PLAYS

#	Player	G	Rush	Pass	Plays	Total	Yds/g
1	Smith, Donovan - UH	9	253	2303	417	2556	284.00
2	Jones, Emory - UC	9	446	1818	377	2264	251.56
3	Gabriel, Dillon - OU	9	287	2646	360	2933	325.89
4	Howard, Will - KState	9	293	1955	320	2248	249.78
5	Bowman, Alan - OSU	9	40	1914	307	1954	217.11
6	Becht, Rocco - IowaSt	9	72	1918	306	1990	221.11
7	Slovis, Kedon - BYU	8	-41	1716	295	1675	209.38
8	Shapen, Blake - Baylor	6	-7	1738	274	1731	288.50
9	Greene, Garrett - WVU	8	427	1545	259	1972	246.50
10	Ewers, Quinn - UT	7	53	1915	252	1968	281.14

SCORING (TDs) (Minimum 1 Touchdowns)

#	Player	G	Run	Rec	Ret	Pts	Avg/g
1	Gordon, Ollie - OSU	9	12	1	0	78	8.67
2	Harvey, RJ - UCF	9	9	1	0	60	6.67
3	Neal, Devin - KU	9	9	1	0	60	6.67
4	Donaldson, CJ - WVU	9	9	0	0	56	6.22
5	Greene, Garrett - WVU	8	8	0	0	48	6.00
6	Morrison, Sevion - KU	1	1	0	0	6	6.00
7	Polley, Hawkins - Baylor	1	0	1	0	6	6.00
8	Brooks, Jonathon - UT	9	8	1	0	54	6.00
9	Hicks, Kalib - OU	1	1	0	0	6	6.00
10	Johnson, Avery - KState	6	6	0	0	36	6.00

TOTAL OFFENSE YARDS

#	Player	G	Rush	Pass	Plays	Total	Yds/g
1	Smith, Donovan - UH	9	253	2303	417	2556	284.00
2	Jones, Emory - UC	9	446	1818	377	2264	251.56
3	Gabriel, Dillon - OU	9	287	2646	360	2933	325.89
4	Howard, Will - KState	9	293	1955	320	2248	249.78
5	Bowman, Alan - OSU	9	40	1914	307	1954	217.11
6	Becht, Rocco - IowaSt	9	72	1918	306	1990	221.11
7	Slovis, Kedon - BYU	8	-41	1716	295	1675	209.38
8	Shapen, Blake - Baylor	6	-7	1738	274	1731	288.50
9	Greene, Garrett - WVU	8	427	1545	259	1972	246.50
10	Ewers, Quinn - UT	7	53	1915	252	1968	281.14

SCORING (KICK) (Minimum Games Played Pct. 75%)

#	Player	G	PAT	FG	Pts	Avg/g
1	Hale, Alex - OSU	9	30-30	20-26	90	10.00
2	Auburn, Bert - UT	9	36-36	17-22	87	9.67
3	Schmit, Zach - OU	9	43-43	10-15	73	8.11
4	Contreras, Chase - IowaSt	9	21-21	17-21	72	8.00
5	Hayes, Michael - WVU	9	31-31	12-13	67	7.44
6	Boomer, Colton - UCF	9	35-35	10-14	65	7.22
7	Kell, Griffin - TCU	9	32-33	11-18	65	7.22
8	Brown, Carter - UC	9	23-23	13-16	62	6.89
9	Hankins, Isaiah - Baylor	9	14-15	16-21	62	6.89
10	Tennant, Chris - KState	9	38-39	8-11	62	6.89



2023-24 Big 12 Football
Extended Individual Statistics
All games

TOTAL OFFENSE TDS

#	Player	G	Rush	Pass	Total
1	Gabriel, Dillon - OU	9	287	2646	28
2	Howard, Will - KState	9	293	1955	24
3	Smith, Donovan - UH	9	253	2303	23
4	Ewers, Quinn - UT	7	53	1915	18
5	Greene, Garrett - WVU	8	427	1545	18
6	Jones, Emory - UC	9	446	1818	17
7	Becht, Rocco - IowaSt	9	72	1918	16
8	Sloviss, Kedon - BYU	8	-41	1716	15
9	Morris, Chandler - TCU	6	249	1513	15
10	Morton, Behren - TTU	6	12	978	13

RUSHING (Minimum 10 Rushing Attempts/Game, Games Played Pct. 75%)

#	Player	G	Att.	Yds	Avg.	TD	Lg	Avg/g
1	Gordon, Ollie - OSU	9	174	1225	7.04	12	75	136.11
2	Brooks, Jonathon - UT	9	166	1035	6.23	8	67	115.00
3	Brooks, Tahj - TTU	9	192	1033	5.38	7	38	114.78
4	Bailey, Emani - TCU	9	165	908	5.50	4	74	100.89
5	Harvey, RJ - UCF	9	146	876	6.00	9	54	97.33
6	Neal, Devin - KU	9	136	828	6.09	9	75	92.00
7	Kiner, Corey - UC	9	138	756	5.48	3	68	84.00
8	Giddens, DJ - KState	9	125	744	5.95	7	43	82.67
9	Donaldson, CJ - WVU	9	147	676	4.60	9	32	75.11
10	Martin, LJ - BYU	7	96	438	4.56	4	55	62.57

YARDS PER RUSH (Minimum 10 Rushing Attempts/Game, Games Played Pct. 75%)

#	Player	G	Att.	Yds	Avg.	TD	Lg	Avg/g
1	Gordon, Ollie - OSU	9	174	1225	7.04	12	75	136.11
2	Brooks, Jonathon - UT	9	166	1035	6.23	8	67	115.00
3	Neal, Devin - KU	9	136	828	6.09	9	75	92.00
4	Harvey, RJ - UCF	9	146	876	6.00	9	54	97.33
5	Giddens, DJ - KState	9	125	744	5.95	7	43	82.67
6	Bailey, Emani - TCU	9	165	908	5.50	4	74	100.89
7	Kiner, Corey - UC	9	138	756	5.48	3	68	84.00
8	Brooks, Tahj - TTU	9	192	1033	5.38	7	38	114.78
9	Walker, Tawee - OU	8	84	444	5.29	6	30	55.50
10	Ward, Treshaun - KState	8	96	488	5.08	3	20	61.00

RUSH ATTEMPTS (Minimum 10 Rushing Attempts/Game)

#	Player	G	Att.	Yds	Avg.	TD	Lg	Avg/g
1	Brooks, Tahj - TTU	9	192	1033	5.38	7	38	114.78
2	Gordon, Ollie - OSU	9	174	1225	7.04	12	75	136.11
3	Brooks, Jonathon - UT	9	166	1035	6.23	8	67	115.00
4	Bailey, Emani - TCU	9	165	908	5.50	4	74	100.89
5	Donaldson, CJ - WVU	9	147	676	4.60	9	32	75.11
6	Harvey, RJ - UCF	9	146	876	6.00	9	54	97.33
7	Kiner, Corey - UC	9	138	756	5.48	3	68	84.00
8	Neal, Devin - KU	9	136	828	6.09	9	75	92.00
9	Giddens, DJ - KState	9	125	744	5.95	7	43	82.67
10	Jones, Emory - UC	9	122	446	3.66	3	20	49.56

RUSH YARDS (Minimum 10 Rushing Attempts/Game)

#	Player	G	Att.	Yds	Avg.	TD	Lg	Avg/g
1	Gordon, Ollie - OSU	9	174	1225	7.04	12	75	136.11
2	Brooks, Jonathon - UT	9	166	1035	6.23	8	67	115.00
3	Brooks, Tahj - TTU	9	192	1033	5.38	7	38	114.78
4	Bailey, Emani - TCU	9	165	908	5.50	4	74	100.89
5	Harvey, RJ - UCF	9	146	876	6.00	9	54	97.33
6	Neal, Devin - KU	9	136	828	6.09	9	75	92.00
7	Kiner, Corey - UC	9	138	756	5.48	3	68	84.00
8	Giddens, DJ - KState	9	125	744	5.95	7	43	82.67
9	Donaldson, CJ - WVU	9	147	676	4.60	9	32	75.11
10	Ward, Treshaun - KState	8	96	488	5.08	3	20	61.00

RUSHING TDS (Minimum 10 Rushing Attempts/Game)

#	Player	G	Att.	Yds	Avg.	TD	Lg	Avg/g
1	Gordon, Ollie - OSU	9	174	1225	7.04	12	75	136.11
2	Harvey, RJ - UCF	9	146	876	6.00	9	54	97.33
3	Donaldson, CJ - WVU	9	147	676	4.60	9	32	75.11
4	Neal, Devin - KU	9	136	828	6.09	9	75	92.00
5	Brooks, Jonathon - UT	9	166	1035	6.23	8	67	115.00
6	Giddens, DJ - KState	9	125	744	5.95	7	43	82.67
7	Brooks, Tahj - TTU	9	192	1033	5.38	7	38	114.78
8	Walker, Tawee - OU	8	84	444	5.29	6	30	55.50
9	Smith, Donovan - UH	9	98	253	2.58	5	22	28.11
10	Bailey, Emani - TCU	9	165	908	5.50	4	74	100.89

PASSING Avg/GAME (Minimum Games Played Pct. 75%)

#	Player	G	Comp-att-int	Yds	TD	Avg/g
1	Gabriel, Dillon - OU	9	206-289-5	2646	20	294.00
2	Ewers, Quinn - UT	7	151-213-3	1915	13	273.57
3	Smith, Donovan - UH	9	211-319-7	2303	18	255.89
4	Howard, Will - KState	9	163-257-8	1955	18	217.22
5	Sloviss, Kedon - BYU	8	153-266-6	1716	12	214.50
6	Becht, Rocco - IowaSt	9	162-262-7	1918	13	213.11
7	Bowman, Alan - OSU	9	169-288-5	1914	8	212.67
8	Jones, Emory - UC	9	155-255-10	1818	14	202.00
9	Greene, Garrett - WVU	8	97-183-2	1545	10	193.13
10	Hoover, Josh - TCU	7	105-175-7	1148	7	164.00

PASSING YARDS

#	Player	G	Comp-att-int	Yds	TD	Avg/g
1	Gabriel, Dillon - OU	9	206-289-5	2646	20	294.00
2	Smith, Donovan - UH	9	211-319-7	2303	18	255.89
3	Howard, Will - KState	9	163-257-8	1955	18	217.22
4	Becht, Rocco - IowaSt	9	162-262-7	1918	13	213.11
5	Ewers, Quinn - UT	7	151-213-3	1915	13	273.57
6	Bowman, Alan - OSU	9	169-288-5	1914	8	212.67
7	Jones, Emory - UC	9	155-255-10	1818	14	202.00
8	Shapen, Blake - Baylor	6	142-223-2	1738	8	289.67
9	Sloviss, Kedon - BYU	8	153-266-6	1716	12	214.50
10	Greene, Garrett - WVU	8	97-183-2	1545	10	193.13



2023-24 Big 12 Football
Extended Individual Statistics
All games

PASS EFFICIENCY (Minimum 15 Total Passes/Game, Games Played Pct. 75%)

#	Player	G	Comp-att-int	Yds	TD	Eff
1	Gabriel, Dillon - OU	9	206-289-5	2646	20	167.57
2	Ewers, Quinn - UT	7	151-213-3	1915	13	163.74
3	Bean, Jason - KU	9	91-150-4	1418	10	156.74
4	Howard, Will - KState	9	163-257-8	1955	18	144.21
5	Smith, Donovan - UH	9	211-319-7	2303	18	141.02
6	Greene, Garrett - WVU	8	97-183-2	1545	10	139.77
7	Becht, Rocco - IowaSt	9	162-262-7	1918	13	134.36
8	Jones, Emory - UC	9	155-255-10	1818	14	130.95
9	Sloviss, Kedon - BYU	8	153-266-6	1716	12	122.08
10	Hoover, Josh - TCU	7	105-175-7	1148	7	120.30

PASS ATTEMPTS

#	Player	G	Comp-att-int	Yds	TD	Avg/g
1	Smith, Donovan - UH	9	211-319-7	2303	18	255.89
2	Gabriel, Dillon - OU	9	206-289-5	2646	20	294.00
3	Bowman, Alan - OSU	9	169-288-5	1914	8	212.67
4	Sloviss, Kedon - BYU	8	153-266-6	1716	12	214.50
5	Becht, Rocco - IowaSt	9	162-262-7	1918	13	213.11
6	Howard, Will - KState	9	163-257-8	1955	18	217.22
7	Jones, Emory - UC	9	155-255-10	1818	14	202.00
8	Shapen, Blake - Baylor	6	142-223-2	1738	8	289.67
9	Ewers, Quinn - UT	7	151-213-3	1915	13	273.57
10	Morris, Chandler - TCU	6	131-199-5	1513	12	252.17

PASS YDS/COMP. (Minimum 15 Total Passes/Game, Games Played Pct. 75%)

#	Player	G	Comp-att-int	Yds	TD	Avg/c
1	Greene, Garrett - WVU	8	97-183-2	1545	10	15.93
2	Bean, Jason - KU	9	91-150-4	1418	10	15.58
3	Gabriel, Dillon - OU	9	206-289-5	2646	20	12.84
4	Ewers, Quinn - UT	7	151-213-3	1915	13	12.68
5	Howard, Will - KState	9	163-257-8	1955	18	11.99
6	Becht, Rocco - IowaSt	9	162-262-7	1918	13	11.84
7	Jones, Emory - UC	9	155-255-10	1818	14	11.73
8	Bowman, Alan - OSU	9	169-288-5	1914	8	11.33
9	Sloviss, Kedon - BYU	8	153-266-6	1716	12	11.22
10	Hoover, Josh - TCU	7	105-175-7	1148	7	10.93

PASS COMPLETIONS

#	Player	G	Comp-att-int	Yds	TD	Avg/g
1	Smith, Donovan - UH	9	211-319-7	2303	18	255.89
2	Gabriel, Dillon - OU	9	206-289-5	2646	20	294.00
3	Bowman, Alan - OSU	9	169-288-5	1914	8	212.67
4	Howard, Will - KState	9	163-257-8	1955	18	217.22
5	Becht, Rocco - IowaSt	9	162-262-7	1918	13	213.11
6	Jones, Emory - UC	9	155-255-10	1818	14	202.00
7	Sloviss, Kedon - BYU	8	153-266-6	1716	12	214.50
8	Ewers, Quinn - UT	7	151-213-3	1915	13	273.57
9	Shapen, Blake - Baylor	6	142-223-2	1738	8	289.67
10	Morris, Chandler - TCU	6	131-199-5	1513	12	252.17

PASS YDS/ATT (Minimum 15 Total Passes/Game, Games Played Pct. 75%)

#	Player	G	Comp-att-int	Yds	TD	Avg/a
1	Bean, Jason - KU	9	91-150-4	1418	10	9.45
2	Gabriel, Dillon - OU	9	206-289-5	2646	20	9.16
3	Ewers, Quinn - UT	7	151-213-3	1915	13	8.99
4	Greene, Garrett - WVU	8	97-183-2	1545	10	8.44
5	Howard, Will - KState	9	163-257-8	1955	18	7.61
6	Becht, Rocco - IowaSt	9	162-262-7	1918	13	7.32
7	Smith, Donovan - UH	9	211-319-7	2303	18	7.22
8	Jones, Emory - UC	9	155-255-10	1818	14	7.13
9	Bowman, Alan - OSU	9	169-288-5	1914	8	6.65
10	Hoover, Josh - TCU	7	105-175-7	1148	7	6.56

PASSING TDS

#	Player	G	Comp-att-int	Yds	TD	Avg/g
1	Gabriel, Dillon - OU	9	206-289-5	2646	20	294.00
2	Howard, Will - KState	9	163-257-8	1955	18	217.22
3	Smith, Donovan - UH	9	211-319-7	2303	18	255.89
4	Jones, Emory - UC	9	155-255-10	1818	14	202.00
5	Ewers, Quinn - UT	7	151-213-3	1915	13	273.57
6	Becht, Rocco - IowaSt	9	162-262-7	1918	13	213.11
7	Morris, Chandler - TCU	6	131-199-5	1513	12	252.17
8	Sloviss, Kedon - BYU	8	153-266-6	1716	12	214.50
9	Bean, Jason - KU	9	91-150-4	1418	10	157.56
10	Morton, Behren - TTU	6	96-155-2	978	10	163.00

PASS COMP. PCT (Minimum 15 Total Passes/Game, Games Played Pct. 75%)

#	Player	G	Comp-att-int	Yds	TD	Pct.
1	Gabriel, Dillon - OU	9	206-289-5	2646	20	71.28
2	Ewers, Quinn - UT	7	151-213-3	1915	13	70.89
3	Smith, Donovan - UH	9	211-319-7	2303	18	66.14
4	Howard, Will - KState	9	163-257-8	1955	18	63.42
5	Becht, Rocco - IowaSt	9	162-262-7	1918	13	61.83
6	Jones, Emory - UC	9	155-255-10	1818	14	60.78
7	Bean, Jason - KU	9	91-150-4	1418	10	60.67
8	Hoover, Josh - TCU	7	105-175-7	1148	7	60.00
9	Bowman, Alan - OSU	9	169-288-5	1914	8	58.68
10	Sloviss, Kedon - BYU	8	153-266-6	1716	12	57.52

PASS INTERCEPTIONS

#	Player	G	Comp-att-int	Yds	TD	Avg/g
1	Jones, Emory - UC	9	155-255-10	1818	14	202.00
2	Howard, Will - KState	9	163-257-8	1955	18	217.22
3	Becht, Rocco - IowaSt	9	162-262-7	1918	13	213.11
4	Smith, Donovan - UH	9	211-319-7	2303	18	255.89
5	Plumlee, John Rhys - UCF	6	95-150-7	1273	8	212.17
6	Hoover, Josh - TCU	7	105-175-7	1148	7	164.00
7	Strong, Jake - TTU	2	35-65-6	409	2	204.50
8	Sloviss, Kedon - BYU	8	153-266-6	1716	12	214.50
9	Bowman, Alan - OSU	9	169-288-5	1914	8	212.67
10	Gabriel, Dillon - OU	9	206-289-5	2646	20	294.00



2023-24 Big 12 Football
Extended Individual Statistics
All games

RECEPTIONS/GAME (Minimum Games Played Pct. 75%)

#	Player	G	No.	Yds	TD	Lg	Yds/g	Rec/g
1	Brown, Samuel - UH	9	54	764	3	53	84.89	6.00
2	Noel, Jaylin - IowaSt	8	47	438	2	51	54.75	5.88
3	Stoops, Drake - OU	9	52	528	6	39	58.67	5.78
4	Worthy, Xavier - UT	9	49	620	4	44	68.89	5.44
5	Presley, Brennan - OSU	9	47	415	5	29	46.11	5.22
6	Henderson, Xzavier - UC	9	46	631	3	53	70.11	5.11
7	Manjack IV, Joseph - UH	7	35	435	4	49	62.14	5.00
8	Brooks, Phillip - KState	9	44	513	5	40	57.00	4.89
9	Golden, Matthew - UH	9	38	404	6	39	44.89	4.22
10	Price, Myles - TTU	9	38	381	5	33	42.33	4.22

RECEPTION TDS

#	Player	G	No.	Yds	TD	Long	Avg/c	Yds/g
1	Mitchell, Adonai - UT	9	37	576	8	47	15.57	64.00
2	Anderson, Nic - OU	9	20	497	8	52	24.85	55.22
3	Golden, Matthew - UH	9	38	404	6	39	10.63	44.89
4	Stoops, Drake - OU	9	52	528	6	39	10.15	58.67
5	Presley, Brennan - OSU	9	47	415	5	29	8.83	46.11
6	Baker, Javon - UCF	9	33	678	5	86	20.55	75.33
7	Brooks, Phillip - KState	9	44	513	5	40	11.66	57.00
8	Price, Myles - TTU	9	38	381	5	33	10.03	42.33
9	Wiley, Jared - TCU	9	26	238	4	35	9.15	26.44
10	Dabney, Drake - Baylor	9	23	347	4	53	15.09	38.56

RECEIVE YDS/GAME (Minimum Games Played Pct. 75%)

#	Player	G	No.	Yds	TD	Long	Avg/c	Yds/g
1	Brown, Samuel - UH	9	54	764	3	53	14.15	84.89
2	Baker, Javon - UCF	9	33	678	5	86	20.55	75.33
3	Henderson, Xzavier - UC	9	46	631	3	53	13.72	70.11
4	Worthy, Xavier - UT	9	49	620	4	44	12.65	68.89
5	Hudson, Kobe - UCF	9	28	607	4	69	21.68	67.44
6	Baldwin, Monaray - Baylor	9	34	586	3	71	17.24	65.11
7	Mitchell, Adonai - UT	9	37	576	8	47	15.57	64.00
8	Higgins, Jayden - IowaSt	9	31	568	4	75	18.32	63.11
9	Manjack IV, Joseph - UH	7	35	435	4	49	12.43	62.14
10	Farooq, Jalil - OU	9	33	547	2	49	16.58	60.78

YARDS PER CATCH (Minimum 2 Receptions/Game, Games Played Pct. 75%)

#	Player	G	No.	Yds	TD	Long	Avg/c	Yds/g
1	Anderson, Nic - OU	9	20	497	8	52	24.85	55.22
2	Hudson, Kobe - UCF	9	28	607	4	69	21.68	67.44
3	Baker, Javon - UCF	9	33	678	5	86	20.55	75.33
4	Skinner, Quentin - KU	9	19	380	2	49	20.00	42.22
5	Higgins, Jayden - IowaSt	9	31	568	4	75	18.32	63.11
6	Carter, Devin - WVU	8	23	414	1	49	18.00	51.75
7	Baldwin, Monaray - Baylor	9	34	586	3	71	17.24	65.11
8	Sanders, Ja'Tavion - UT	9	22	378	1	50	17.18	42.00
9	Arnold, Lawrence - KU	9	31	515	2	80	16.61	57.22
10	Farooq, Jalil - OU	9	33	547	2	49	16.58	60.78

RECEPTIONS

#	Player	G	No.	Yds	TD	Long	Avg/c	Yds/g
1	Brown, Samuel - UH	9	54	764	3	53	14.15	84.89
2	Stoops, Drake - OU	9	52	528	6	39	10.15	58.67
3	Worthy, Xavier - UT	9	49	620	4	44	12.65	68.89
4	Presley, Brennan - OSU	9	47	415	5	29	8.83	46.11
5	Noel, Jaylin - IowaSt	8	47	438	2	51	9.32	54.75
6	Henderson, Xzavier - UC	9	46	631	3	53	13.72	70.11
7	Brooks, Phillip - KState	9	44	513	5	40	11.66	57.00
8	Golden, Matthew - UH	9	38	404	6	39	10.63	44.89
9	Price, Myles - TTU	9	38	381	5	33	10.03	42.33
10	Owens, Rashod - OSU	9	37	445	1	45	12.03	49.44

RECEPTION YARDS

#	Player	G	No.	Yds	TD	Long	Avg/c	Yds/g
1	Brown, Samuel - UH	9	54	764	3	53	14.15	84.89
2	Baker, Javon - UCF	9	33	678	5	86	20.55	75.33
3	Henderson, Xzavier - UC	9	46	631	3	53	13.72	70.11
4	Worthy, Xavier - UT	9	49	620	4	44	12.65	68.89
5	Hudson, Kobe - UCF	9	28	607	4	69	21.68	67.44
6	Baldwin, Monaray - Baylor	9	34	586	3	71	17.24	65.11
7	Mitchell, Adonai - UT	9	37	576	8	47	15.57	64.00
8	Higgins, Jayden - IowaSt	9	31	568	4	75	18.32	63.11
9	Farooq, Jalil - OU	9	33	547	2	49	16.58	60.78
10	Stoops, Drake - OU	9	52	528	6	39	10.15	58.67

PUNTING (Minimum 3.6 Punts/Game, Games Played Pct. 75%)

#	Player	G	No.	Yds	Lg	120	50+	TB	Avg.
1	Rehkov, Ryan - BYU	9	52	2517	70	18	25	3	48.40
2	McNamara, Austin - TTU	9	35	1670	59	15	16	5	47.71
3	Perkins, Tyler - IowaSt	9	46	2053	70	18	14	7	44.63
4	Blumer, Jack - KState	9	33	1418	69	16	7	1	42.97
5	Wilkins, Laine - UH	9	35	1491	66	11	7	2	42.60

PATS KICKS MADE

#	Player	G	Made	Att.	Pct.
1	Schmit, Zach - OU	9	43	43	100.00
2	Tennant, Chris - KState	9	38	39	97.44
3	Auburn, Bert - UT	9	36	36	100.00
4	Boomer, Colton - UCF	9	35	35	100.00
5	Kell, Griffin - TCU	9	32	33	96.97
6	Garcia, Gino - TTU	9	31	31	100.00
7	Hayes, Michael - WVU	9	31	31	100.00
8	Keller, Seth - KU	9	30	31	96.77
9	Hale, Alex - OSU	9	30	30	100.00
10	Martin, Jack - UH	9	27	27	100.00



2023-24 Big 12 Football
Extended Individual Statistics
All games

NUMBER OF PUNTS

#	Player	G	No.	Yds	Lg	I20	50+	TB	Avg.
1	Rehkow, Ryan - BYU	9	52	2517	70	18	25	3	48.40
2	Perkins, Tyler - IowaSt	9	46	2053	70	18	14	7	44.63
3	McNamara, Austin - TTU	9	35	1670	59	15	16	5	47.71
4	Wilkins, Laine - UH	9	35	1491	66	11	7	2	42.60
5	Blumer, Jack - KState	9	33	1418	69	16	7	1	42.97
6	Fletcher, Mason - UC	9	32	1400	57	17	5	0	43.75
7	Straw, Oliver - WVU	9	29	1244	58	13	6	0	42.90
8	Sandy, Jordy - TCU	9	28	1192	57	8	3	1	42.57
9	Williams, Palmer - Baylor	9	26	1118	53	3	6	1	43.00
10	McCarthy, Mitch - UCF	9	26	1054	64	6	4	1	40.54

YARDS PUNTED

#	Player	G	No.	Yds	Lg	I20	50+	TB	Avg.
1	Rehkow, Ryan - BYU	9	52	2517	70	18	25	3	48.40
2	Perkins, Tyler - IowaSt	9	46	2053	70	18	14	7	44.63
3	McNamara, Austin - TTU	9	35	1670	59	15	16	5	47.71
4	Wilkins, Laine - UH	9	35	1491	66	11	7	2	42.60
5	Blumer, Jack - KState	9	33	1418	69	16	7	1	42.97
6	Fletcher, Mason - UC	9	32	1400	57	17	5	0	43.75
7	Straw, Oliver - WVU	9	29	1244	58	13	6	0	42.90
8	Sandy, Jordy - TCU	9	28	1192	57	8	3	1	42.57
9	Sanborn, Ryan - UT	9	24	1140	64	9	11	2	47.50
10	Williams, Palmer - Baylor	9	26	1118	53	3	6	1	43.00

PAT KICKING PCT (Minimum Games Played Pct. 75%)

#	Player	G	Made	Att.	Pct.
1	Boomer, Colton - UCF	9	35	35	100.00
2	Auburn, Bert - UT	9	36	36	100.00
3	Brown, Carter - UC	9	23	23	100.00
4	Schmit, Zach - OU	9	43	43	100.00
5	Contreras, Chase - IowaSt	9	21	21	100.00
6	Garcia, Gino - TTU	9	31	31	100.00
7	Hale, Alex - OSU	9	30	30	100.00
8	Martin, Jack - UH	9	27	27	100.00
9	Hayes, Michael - WVU	9	31	31	100.00
10	Tennant, Chris - KState	9	38	39	97.44

PAT KICKING ATTEMPTS

#	Player	G	Made	Att.	Pct.
1	Schmit, Zach - OU	9	43	43	100.00
2	Tennant, Chris - KState	9	38	39	97.44
3	Auburn, Bert - UT	9	36	36	100.00
4	Boomer, Colton - UCF	9	35	35	100.00
5	Kell, Griffin - TCU	9	32	33	96.97
6	Garcia, Gino - TTU	9	31	31	100.00
7	Hayes, Michael - WVU	9	31	31	100.00
8	Keller, Seth - KU	9	30	31	96.77
9	Hale, Alex - OSU	9	30	30	100.00
10	Martin, Jack - UH	9	27	27	100.00

PUNT RETURN AVG (Minimum Games Played Pct. 75%)

#	Player	G	No.	Yds	TD	Long	Avg/g
1	Wilson, Trevor - KU	8	2	80	1	82	40.00
2	Price, Myles - TTU	9	9	196	0	43	21.78
3	Bowen, Peyton - OU	9	1	20	0	20	20.00

FIELD GOALS (Minimum Games Played Pct. 75%)

#	Player	G	Made	Att.	Long	Pct.	FG/G.
1	Hale, Alex - OSU	9	20	26	53	76.92	2.22
2	Contreras, Chase - IowaSt	9	17	21	56	80.95	1.89
3	Auburn, Bert - UT	9	17	22	49	77.27	1.89
4	Hankins, Isaiah - Baylor	9	16	21	54	76.19	1.78
5	Brown, Carter - UC	9	13	16	54	81.25	1.44
6	Hayes, Michael - WVU	9	12	13	49	92.31	1.33
7	Kell, Griffin - TCU	9	11	18	57	61.11	1.22
8	Garcia, Gino - TTU	9	10	14	55	71.43	1.11
9	Boomer, Colton - UCF	9	10	14	55	71.43	1.11
10	Schmit, Zach - OU	9	10	15	46	66.67	1.11

FIELD GOAL PCT (Minimum Games Played Pct. 75%)

#	Player	G	Made	Att.	Long	Pct.
1	Hayes, Michael - WVU	9	12	13	49	92.31
2	Brown, Carter - UC	9	13	16	54	81.25
3	Contreras, Chase - IowaSt	9	17	21	56	80.95
4	Auburn, Bert - UT	9	17	22	49	77.27
5	Hale, Alex - OSU	9	20	26	53	76.92
6	Hankins, Isaiah - Baylor	9	16	21	54	76.19
7	Keller, Seth - KU	9	9	12	44	75.00
8	Ferrin, Will - BYU	9	8	11	46	72.73
9	Tennant, Chris - KState	9	8	11	51	72.73
10	Boomer, Colton - UCF	9	10	14	55	71.43

FIELD GOALS ATTEMPTED

#	Player	G	Made	Att.	Long	Pct.
1	Hale, Alex - OSU	9	20	26	53	76.92
2	Auburn, Bert - UT	9	17	22	49	77.27
3	Contreras, Chase - IowaSt	9	17	21	56	80.95
4	Hankins, Isaiah - Baylor	9	16	21	54	76.19
5	Kell, Griffin - TCU	9	11	18	57	61.11
6	Brown, Carter - UC	9	13	16	54	81.25
7	Schmit, Zach - OU	9	10	15	46	66.67
8	Garcia, Gino - TTU	9	10	14	55	71.43
9	Boomer, Colton - UCF	9	10	14	55	71.43
10	Hayes, Michael - WVU	9	12	13	49	92.31

FIELD GOALS MADE

#	Player	G	Made	Att.	Long	Pct.
1	Hale, Alex - OSU	9	20	26	53	76.92
2	Contreras, Chase - IowaSt	9	17	21	56	80.95
3	Auburn, Bert - UT	9	17	22	49	77.27
4	Hankins, Isaiah - Baylor	9	16	21	54	76.19
5	Brown, Carter - UC	9	13	16	54	81.25
6	Hayes, Michael - WVU	9	12	13	49	92.31
7	Kell, Griffin - TCU	9	11	18	57	61.11
8	Garcia, Gino - TTU	9	10	14	55	71.43
9	Boomer, Colton - UCF	9	10	14	55	71.43
10	Schmit, Zach - OU	9	10	15	46	66.67

KICK RETURN AVG (Minimum Games Played Pct. 75%)

#	Player	G	No.	Yds	TD	Long	Avg/g
1	Noel, Jaylin - IowaSt	8	4	189	0	72	47.25
2	Golden, Matthew - UH	9	9	321	2	100	35.67
3	Kingston, Parker - BYU	9	6	164	0	46	27.33



2023-24 Big 12 Football
Extended Individual Statistics
All games

PUNT RETURNS (Minimum 1.2 Punt Returns/Game)

#	Player	G	No.	Yds	TD	Long	Avg/g
1	Worthy, Xavier - UT	9	15	281	1	74	18.73
2	Smith, Braden - UC	9	13	36	0	12	2.77
3	Fox, Preston - WVU	9	13	140	0	20	10.77
4	Fleming, Malik - UH	9	13	93	0	48	7.15
5	Townsend, Xavier - UCF	7	11	120	0	29	10.91
6	Freeman, Gavin - OU	9	11	138	1	82	12.55
7	Noel, Jaylin - IowaSt	8	11	74	0	39	6.73
8	Brooks, Phillip - KState	9	11	76	0	29	6.91

PUNT RETURN YARDS

#	Player	G	No.	Yds	TD	Long	Avg/g
1	Worthy, Xavier - UT	9	15	281	1	74	18.73
2	Price, Myles - TTU	9	9	196	0	43	21.78
3	Fox, Preston - WVU	9	13	140	0	20	10.77
4	Freeman, Gavin - OU	9	11	138	1	82	12.55
5	Townsend, Xavier - UCF	7	11	120	0	29	10.91
6	Cameron, Josh - Baylor	9	10	100	0	41	10.00
7	Fleming, Malik - UH	9	13	93	0	48	7.15
8	Wilson, Trevor - KU	8	2	80	1	82	40.00
9	Brooks, Phillip - KState	9	11	76	0	29	6.91
10	Noel, Jaylin - IowaSt	8	11	74	0	39	6.73

PUNT RETURN TDS

#	Player	G	No.	Yds	TD	Long	Avg/g
1	Fouonji, Loic - TTU	9	0	7	1	7	0.00
2	Worthy, Xavier - UT	9	15	281	1	74	18.73
3	Nowell, Blake - TCU	9	0	24	1	24	0.00

INTERCEPTIONS (Minimum Games Played Pct. 75%)

#	Player	G	No.	Yds	TD	Long	Avg/g
1	Cooper, Jeremiah - IowaSt	8	5	88	1	58	0.63
2	Bishop Jr., Beanie - WVU	9	4	86	0	40	0.44
3	Robinson, Jakob - BYU	9	4	74	1	42	0.44
4	Bowman, Billy - OU	9	4	93	1	44	0.44
5	Parrish, Jacob - KState	8	3	37	0	26	0.38
6	Williams, Gentry - OU	8	3	13	0	11	0.38
7	Taylor-Demerson, Dadrion - TTU	9	3	23	0	23	0.33
8	Heckard, Eddie - BYU	9	3	55	0	38	0.33
9	Fleming, Malik - UH	9	3	54	0	35	0.33
10	Freyler, Beau - IowaSt	9	3	18	0	18	0.33

INTERCEPTION RET YARDS

#	Player	G	No.	Yds	TD	Long	Yds/i
1	Bowman, Billy - OU	9	4	93	1	44	23.25
2	Cooper, Jeremiah - IowaSt	8	5	88	1	58	17.60
3	Dotson, Ra'Mello - KU	9	3	87	2	50	29.00
4	Bishop Jr., Beanie - WVU	9	4	86	0	40	21.50
5	Dunlap, Malik - TTU	9	3	77	1	54	25.67
6	Robinson, Jakob - BYU	9	4	74	1	42	18.50
7	Martinez, Nikai - UCF	9	2	66	0	42	33.00
8	Thompson, Jerrin - UT	9	2	59	1	32	29.50
9	Heckard, Eddie - BYU	9	3	55	0	38	18.33
10	Fleming, Malik - UH	9	3	54	0	35	18.00

KICK RETURNS (Minimum 1.2 Total Kick Returns/Game)

#	Player	G	No.	Yds	TD	Long	Avg/g
1	Everhart, Major - TCU	9	22	498	0	86	22.64
2	McCray, Drae - TTU	9	16	426	1	100	26.63
3	Farooq, Jalil - OU	9	15	321	0	62	21.40
4	Marion, Keelan - BYU	9	15	305	0	40	20.33
5	Wilson, Trevor - KU	8	14	273	0	34	19.50
6	Nabors, Jordan - Baylor	6	12	245	0	34	20.42
7	Robinson, Keilan - UT	9	12	252	0	45	21.00

KICK RETURN YARDS

#	Player	G	No.	Yds	TD	Long	Avg/g
1	Everhart, Major - TCU	9	22	498	0	86	22.64
2	McCray, Drae - TTU	9	16	426	1	100	26.63
3	Farooq, Jalil - OU	9	15	321	0	62	21.40
4	Golden, Matthew - UH	9	9	321	2	100	35.67
5	Marion, Keelan - BYU	9	15	305	0	40	20.33
6	Wilson, Trevor - KU	8	14	273	0	34	19.50
7	Robinson, Keilan - UT	9	12	252	0	45	21.00
8	Nabors, Jordan - Baylor	6	12	245	0	34	20.42
9	Presley, Brennan - OSU	9	10	228	0	35	22.80
10	Henderson, Xzavier - UC	9	10	198	0	37	19.80

KICK RETURN TDS

#	Player	G	No.	Yds	TD	Long	Avg/g
1	Golden, Matthew - UH	9	9	321	2	100	35.67

INTERCEPTION RETURNS

#	Player	G	No.	Yds	TD	Long	Yds/i
1	Cooper, Jeremiah - IowaSt	8	5	88	1	58	17.60
2	Bowman, Billy - OU	9	4	93	1	44	23.25
3	Robinson, Jakob - BYU	9	4	74	1	42	18.50
4	Bishop Jr., Beanie - WVU	9	4	86	0	40	21.50
5	Dunlap, Malik - TTU	9	3	77	1	54	25.67
6	Taylor-Demerson, Dadrion - TTU	9	3	23	0	23	7.67
7	Heckard, Eddie - BYU	9	3	55	0	38	18.33
8	Hamilton, Isaiah - UH	9	3	18	0	18	6.00
9	Dotson, Ra'Mello - KU	9	3	87	2	50	29.00
10	Fleming, Malik - UH	9	3	54	0	35	18.00

INTERCEPTION RETURN TDS

#	Player	G	No.	Yds	TD	Long	Yds/i
1	Dotson, Ra'Mello - KU	9	3	87	2	50	29.00
2	Thompson, Jerrin - UT	9	2	59	1	32	29.50
3	Stutsman, Danny - OU	8	1	30	1	30	30.00
4	Epps, Cameron - OSU	9	3	51	1	35	17.00
5	Robinson, Jakob - BYU	9	4	74	1	42	18.50
6	Bowman, Billy - OU	9	4	93	1	44	23.25
7	Dunlap, Malik - TTU	9	3	77	1	54	25.67
8	Cooper, Jeremiah - IowaSt	8	5	88	1	58	17.60
9	Bradford, Millard - TCU	9	1	35	1	35	35.00
10	Logan Jr., Kenny - KU	9	1	30	1	30	30.00



2023-24 Big 12 Football
Extended Individual Statistics
All games

TACKLES (All positions) (Minimum Games Played Pct. 75%)

#	Player	G	Pos	Solo	Ast	Total	Avg/g
1	Martin, Nickolas - OSU	9	LB	46	46	92	10.22
2	Stutsman, Danny - OU	8	LB	35	38	73	9.13
3	Johnson, Jason - UCF	9	LB	48	32	80	8.89
4	Roberts, Ben - TTU	9	LB	37	35	72	8.00
5	Obiazor, Namdi - TCU	9	LB	41	31	72	8.00
6	Daniels, Kendal - OSU	9	S	41	27	68	7.56
7	Haulcy, A.J. - UH	9	DB	50	17	67	7.44
8	Freyler, Beau - IowaSt	9	DB	28	39	67	7.44
9	Tooley, Max - BYU	9	LB	39	28	67	7.44
10	Kpogba, Lee - WVU	9	LB	34	33	67	7.44
11	Pace, Deshawn - UC	8	LB	27	32	59	7.38
12	Ford, Jaylan - UT	9	LB	29	36	65	7.22
13	Rucker, Trey - OSU	9	S	38	25	63	7.00
14	Robinson, Malik - UH	9	LB	30	33	63	7.00
15	Logan Jr., Kenny - KU	9	S	37	24	61	6.78
16	Yates, Walter - UCF	8	LB	29	25	54	6.75
17	Bobby, Devyn - Baylor	9	S	39	21	60	6.67
18	Baskerville, CJ - TTU	7	DB	32	14	46	6.57
19	Jones, Matt - Baylor	9	LB	37	22	59	6.56
20	Pierre, Jesiah - TTU	8	LB	27	25	52	6.50
21	Oliver, Collin - OSU	9	LB	31	25	56	6.22
22	Vongphachanh, AJ - BYU	9	LB	23	33	56	6.22
23	Taylor-Demerson, Dadrion - TTU	9	DB	40	13	53	5.89
24	Sigle, Marques - KState	8	S	34	13	47	5.88
25	Slade, Ethan - BYU	9	DB	32	20	52	5.78
26	Robinson, Jakob - BYU	9	CB	32	19	51	5.67
27	Hodge, Jamoi - TCU	9	LB	22	29	51	5.67
28	Morris, Jamal - UH	8	LB	28	17	45	5.63
29	Moore, Austin - KState	9	LB	30	20	50	5.56
30	Jones, Dorian - UC	8	LB	17	27	44	5.50
31	Savage, Kobe - KState	9	S	31	18	49	5.44
32	Hunter, Lee - UCF	9	DL	27	22	49	5.44
33	Kanak, Jaren - OU	9	LB	21	28	49	5.44
34	Wilson, Anthony - WVU	9	S	34	14	48	5.33
35	Dingle, Jack - UC	9	LB	26	22	48	5.33
36	Bishop Jr., Beanie - WVU	9	CB	36	10	46	5.11
37	Threats, Bryon - UC	9	S	28	18	46	5.11
38	Lewis, Kip - OU	9	LB	27	18	45	5.00
39	Lee III, Will - KState	8	CB	29	10	39	4.88
40	Miller, Rich - KU	9	LB	29	14	43	4.78
41	Celiscar, Josh - UCF	9	DL	23	20	43	4.78
42	Barron, Jahdae - UT	9	DB	22	20	42	4.67
43	Benson, Xavier - OSU	9	LB	24	18	42	4.67
44	Batty, Tyler - BYU	9	DL	22	19	41	4.56
45	Burroughs, O.J. - KU	9	S	34	7	41	4.56
46	Morris-Brash, Tre'mon - UCF	9	DL	27	14	41	4.56
47	Brown, JB - KU	9	LB	27	14	41	4.56
48	Ceaser, Nelson - UH	8	DL	22	14	36	4.50
49	Cooper, Jeremiah - IowaSt	8	DB	19	17	36	4.50
50	Purchase, Myles - IowaSt	9	DB	27	13	40	4.44

SACKS (Minimum Games Played Pct. 75%)

#	Player	G	Pos	Solo	Ast	Total	Avg/g
1	Ceaser, Nelson - UH	8	DL	7	2	8	1.00
2	Morris-Brash, Tre'mon - UCF	9	DL	8	1	8.5	0.94
3	Lawrence, Malachi - UCF	9	DL	6	1	6.5	0.72
4	Booker, Austin - KU	9	DL	5	2	6	0.67
5	Burke, Ethan - UT	8	DL	5	0	5	0.63
6	Martin, Nickolas - OSU	9	LB	5	0	5	0.56
7	Duke, Khalid - KState	9	DE	5	0	5	0.56
8	Caldwell, Jamaree - UH	8	DL	4	0	4	0.50
9	Downs, Ethan - OU	9	DL	4	1	4.5	0.50
10	Robinson, Jereme - KU	9	DE	4	1	4.5	0.50

TACKLES FOR LOSS (Minimum 1.25 Total Tackles For Loss/Game, Games Played Pct. 75%)

#	Player	G	Pos	Solo	Ast	Total	Avg/g
1	Morris-Brash, Tre'mon - UCF	9	DL	15	3	16.5	1.83
2	Stutsman, Danny - OU	8	LB	7	9	11.5	1.44
3	Ceaser, Nelson - UH	8	DL	9	3	10.5	1.31
4	Martin, Nickolas - OSU	9	LB	9	5	11.5	1.28

FUMBLES FORCED (Minimum Games Played Pct. 75%)

#	Player	G	No.	Avg/g
1	Oliver, Collin - OSU	9	3	0.33
2	Linton, Steve - TTU	8	2	0.25
3	Mott, Brendan - KState	9	2	0.22
4	Roberts, Ben - TTU	9	2	0.22
5	Brown, JB - KU	9	2	0.22
6	Batty, Tyler - BYU	9	2	0.22
7	Ward, Taj - UC	9	2	0.22
8	Heckard, Eddie - BYU	9	2	0.22
9	Walker, Kani - OU	7	1	0.14
10	Esters III, Charles - TTU	8	1	0.13

FUMBLES RECOVERED (Minimum Games Played Pct. 75%)

#	Player	G	No.	Avg/g
1	Daniels, Kendal - OSU	9	2	0.22
2	Dingle, Jack - UC	9	2	0.22
3	Walker, Kani - OU	7	1	0.14
4	Bledsoe, Jaray - UT	7	1	0.14
5	Clement, Hudson - WVU	7	1	0.14
6	Pace, Deshawn - UC	8	1	0.13
7	Morris, Jamal - UH	8	1	0.13
8	Randolph, Garmon - Baylor	8	1	0.13
9	Linton, Steve - TTU	8	1	0.13
10	Pierre, Jesiah - TTU	8	1	0.13

PASSES DEFENDED (Minimum Games Played Pct. 75%)

#	Player	G	Brup	Int.	Total	Avg/g
1	Bishop Jr., Beanie - WVU	9	17	4	21	2.33
2	Parrish, Jacob - KState	8	9	3	12	1.50
3	Cooper, Jeremiah - IowaSt	8	6	5	11	1.38
4	Dotson, Ra'Mello - KU	9	8	3	11	1.22
5	Clark, Bud - TCU	9	6	2	8	0.89
6	Heckard, Eddie - BYU	9	5	3	8	0.89
7	Freyler, Beau - IowaSt	9	5	3	8	0.89
8	Tampa, T.J. - IowaSt	9	6	2	8	0.89
9	Robinson, Jakob - BYU	9	4	4	8	0.89
10	Thornton, Corey - UCF	9	5	2	7	0.78



**2023-24 Big 12 Football
Extended Team Leaders
All games**

SCORING OFFENSE

Team	G	TD	FG	XPT	2XP	DXP	Saf	Pts	Avg/G
Oklahoma	9	47	10	45	0	0	1	359	39.89
Kansas St.	9	44	8	39	1	0	0	329	36.56
Kansas	9	42	9	35	0	0	0	314	34.89
Texas	9	37	17	36	0	0	0	309	34.33
UCF	9	38	10	35	0	1	0	295	32.78
West Virginia	9	35	12	33	2	0	0	283	31.44
Oklahoma St.	9	31	20	30	0	0	0	276	30.67
Texas Tech	9	35	10	31	2	0	0	275	30.56
TCU	9	33	11	32	0	0	0	263	29.22
Cincinnati	9	27	13	23	2	0	0	228	25.33
Houston	9	30	6	27	1	0	0	227	25.22
Iowa St.	9	23	17	21	1	0	0	212	23.56
BYU	9	26	8	24	1	0	0	206	22.89
Baylor	9	22	16	14	4	0	1	204	22.67

TOTAL DEFENSE

Team	G	Rush	Pass	Plays	Yards	Avg/P	TD	Avg/G
Iowa St.	9	1059	1913	603	2972	4.93	20	330.22
Texas	9	816	2168	594	2984	5.02	17	331.56
Kansas St.	9	1105	2123	605	3228	5.34	15	358.67
West Virginia	9	1251	2050	595	3301	5.55	27	366.78
Texas Tech	9	1265	2107	641	3372	5.26	25	374.67
Cincinnati	9	1248	2148	558	3396	6.09	29	377.33
Oklahoma	9	1203	2235	648	3438	5.31	17	382
TCU	9	1336	2128	643	3464	5.39	24	384.89
Kansas	9	1472	2074	592	3546	5.99	30	394
Baylor	9	1686	1869	571	3555	6.23	33	395
BYU	9	1572	2126	633	3698	5.84	25	410.89
UCF	9	1906	1824	637	3730	5.86	31	414.44
Houston	9	1443	2299	632	3742	5.92	36	415.78
Oklahoma St.	9	1511	2255	611	3766	6.16	29	418.44

SCORING DEFENSE

Team	G	TD	FG	XPT	2XP	DXP	Saf	Pts	Avg/G
Texas	9	17	13	15	1	0	0	158	17.56
Kansas St.	9	16	16	16	0	0	0	160	17.78
Oklahoma	9	19	16	14	1	0	0	178	19.78
Iowa St.	9	23	9	19	0	0	1	186	20.67
West Virginia	9	28	8	27	0	0	0	219	24.33
TCU	9	25	14	23	2	0	0	219	24.33
Oklahoma St.	9	29	7	20	2	0	0	219	24.33
Texas Tech	9	27	13	24	3	0	0	231	25.67
BYU	9	30	11	29	0	0	0	242	26.89
Kansas	9	30	12	22	3	1	0	246	27.33
Cincinnati	9	31	13	30	0	0	0	255	28.33
UCF	9	33	12	27	2	0	0	265	29.44
Baylor	9	34	8	31	3	0	0	265	29.44
Houston	9	38	6	34	2	0	0	284	31.56

TOTAL OFFENSE PLAYS

Team	G	Rush	Pass	Plays	Yards	Avg/P	TD	Avg/G
TCU	9	1490	2669	695	4159	5.98	31	462.11
Cincinnati	9	2029	2042	675	4071	6.03	27	452.33
Oklahoma	9	1595	2815	674	4410	6.54	44	490
Texas Tech	9	1554	2133	667	3687	5.53	32	409.67
Kansas St.	9	1841	2236	655	4077	6.22	44	453
Oklahoma St.	9	1622	2291	654	3913	5.98	30	434.78
Baylor	9	1026	2495	645	3521	5.46	20	391.22
West Virginia	9	1962	1813	644	3775	5.86	35	419.44
Texas	9	1670	2441	628	4111	6.55	34	456.78
UCF	9	2044	2309	616	4353	7.07	37	483.67
Houston	9	1061	2368	605	3429	5.67	28	381
Kansas	9	1783	2123	565	3906	6.91	37	434
BYU	9	717	1965	557	2682	4.82	24	298
Iowa St.	9	1058	1977	553	3035	5.49	22	337.22

TOUCHDOWNS SCORED

Team	G	TD	FG	XPT	2XP	DXP	Saf	Pts	Avg/G
Oklahoma	9	47	10	45	0	0	1	359	39.89
Kansas St.	9	44	8	39	1	0	0	329	36.56
Kansas	9	42	9	35	0	0	0	314	34.89
UCF	9	38	10	35	0	1	0	295	32.78
Texas	9	37	17	36	0	0	0	309	34.33
West Virginia	9	35	12	33	2	0	0	283	31.44
Texas Tech	9	35	10	31	2	0	0	275	30.56
TCU	9	33	11	32	0	0	0	263	29.22
Oklahoma St.	9	31	20	30	0	0	0	276	30.67
Houston	9	30	6	27	1	0	0	227	25.22
Cincinnati	9	27	13	23	2	0	0	228	25.33
BYU	9	26	8	24	1	0	0	206	22.89
Iowa St.	9	23	17	21	1	0	0	212	23.56
Baylor	9	22	16	14	4	0	1	204	22.67

TOTAL OFFENSE YARDS

Team	G	Rush	Pass	Plays	Yards	Avg/P	TD	Avg/G
Oklahoma	9	1595	2815	674	4410	6.54	44	490
UCF	9	2044	2309	616	4353	7.07	37	483.67
TCU	9	1490	2669	695	4159	5.98	31	462.11
Texas	9	1670	2441	628	4111	6.55	34	456.78
Kansas St.	9	1841	2236	655	4077	6.22	44	453
Cincinnati	9	2029	2042	675	4071	6.03	27	452.33
Oklahoma St.	9	1622	2291	654	3913	5.98	30	434.78
Kansas	9	1783	2123	565	3906	6.91	37	434
West Virginia	9	1962	1813	644	3775	5.86	35	419.44
Texas Tech	9	1554	2133	667	3687	5.53	32	409.67
Baylor	9	1026	2495	645	3521	5.46	20	391.22
Houston	9	1061	2368	605	3429	5.67	28	381
Iowa St.	9	1058	1977	553	3035	5.49	22	337.22
BYU	9	717	1965	557	2682	4.82	24	298



**2023-24 Big 12 Football
Extended Team Leaders
All games**

PTS SCORED KICKING

Team	G	TD	FG	XPT	2XP	DXP	Saf	Pts	Avg/G
Oklahoma	9	47	10	45	0	0	1	359	39.89
Kansas St.	9	44	8	39	1	0	0	329	36.56
Kansas	9	42	9	35	0	0	0	314	34.89
Texas	9	37	17	36	0	0	0	309	34.33
UCF	9	38	10	35	0	1	0	295	32.78
West Virginia	9	35	12	33	2	0	0	283	31.44
Oklahoma St.	9	31	20	30	0	0	0	276	30.67
Texas Tech	9	35	10	31	2	0	0	275	30.56
TCU	9	33	11	32	0	0	0	263	29.22
Cincinnati	9	27	13	23	2	0	0	228	25.33
Houston	9	30	6	27	1	0	0	227	25.22
Iowa St.	9	23	17	21	1	0	0	212	23.56
BYU	9	26	8	24	1	0	0	206	22.89
Baylor	9	22	16	14	4	0	1	204	22.67

TOTAL OFF. AVG/PLAY

Team	G	Rush	Pass	Plays	Yards	Avg/P	TD	Avg/G
UCF	9	2044	2309	616	4353	7.07	37	483.67
Kansas	9	1783	2123	565	3906	6.91	37	434
Texas	9	1670	2441	628	4111	6.55	34	456.78
Oklahoma	9	1595	2815	674	4410	6.54	44	490
Kansas St.	9	1841	2236	655	4077	6.22	44	453
Cincinnati	9	2029	2042	675	4071	6.03	27	452.33
TCU	9	1490	2669	695	4159	5.98	31	462.11
Oklahoma St.	9	1622	2291	654	3913	5.98	30	434.78
West Virginia	9	1962	1813	644	3775	5.86	35	419.44
Houston	9	1061	2368	605	3429	5.67	28	381
Texas Tech	9	1554	2133	667	3687	5.53	32	409.67
Iowa St.	9	1058	1977	553	3035	5.49	22	337.22
Baylor	9	1026	2495	645	3521	5.46	20	391.22
BYU	9	717	1965	557	2682	4.82	24	298

TOTAL OFFENSE

Team	G	Rush	Pass	Plays	Yards	Avg/P	TD	Avg/G
Oklahoma	9	1595	2815	674	4410	6.54	44	490
UCF	9	2044	2309	616	4353	7.07	37	483.67
TCU	9	1490	2669	695	4159	5.98	31	462.11
Texas	9	1670	2441	628	4111	6.55	34	456.78
Kansas St.	9	1841	2236	655	4077	6.22	44	453
Cincinnati	9	2029	2042	675	4071	6.03	27	452.33
Oklahoma St.	9	1622	2291	654	3913	5.98	30	434.78
Kansas	9	1783	2123	565	3906	6.91	37	434
West Virginia	9	1962	1813	644	3775	5.86	35	419.44
Texas Tech	9	1554	2133	667	3687	5.53	32	409.67
Baylor	9	1026	2495	645	3521	5.46	20	391.22
Houston	9	1061	2368	605	3429	5.67	28	381
Iowa St.	9	1058	1977	553	3035	5.49	22	337.22
BYU	9	717	1965	557	2682	4.82	24	298

TOTAL OFFENSE TDS

Team	G	Rush	Pass	Plays	Yards	Avg/P	TD	Avg/G
Oklahoma	9	1595	2815	674	4410	6.54	44	490
Kansas St.	9	1841	2236	655	4077	6.22	44	453
UCF	9	2044	2309	616	4353	7.07	37	483.67
Kansas	9	1783	2123	565	3906	6.91	37	434
West Virginia	9	1962	1813	644	3775	5.86	35	419.44
Texas	9	1670	2441	628	4111	6.55	34	456.78
Texas Tech	9	1554	2133	667	3687	5.53	32	409.67
TCU	9	1490	2669	695	4159	5.98	31	462.11
Oklahoma St.	9	1622	2291	654	3913	5.98	30	434.78
Houston	9	1061	2368	605	3429	5.67	28	381
Cincinnati	9	2029	2042	675	4071	6.03	27	452.33
BYU	9	717	1965	557	2682	4.82	24	298
Iowa St.	9	1058	1977	553	3035	5.49	22	337.22
Baylor	9	1026	2495	645	3521	5.46	20	391.22

RUSHING OFFENSE

Team	G	Att	Yards	Avg/A	Long	TD	Avg/G
UCF	9	361	2044	5.66	79	20	227.11
Cincinnati	9	396	2029	5.12	68	11	225.44
West Virginia	9	411	1962	4.77	39	23	218
Kansas St.	9	365	1841	5.04	70	23	204.56
Kansas	9	340	1783	5.24	75	22	198.11
Texas	9	341	1670	4.9	67	18	185.56
Oklahoma St.	9	301	1622	5.39	75	19	180.22
Oklahoma	9	370	1595	4.31	64	22	177.22
Texas Tech	9	336	1554	4.63	58	13	172.67
TCU	9	319	1490	4.67	74	12	165.56
Houston	9	277	1061	3.83	58	9	117.89
Iowa St.	9	281	1058	3.77	55	9	117.56
Baylor	9	301	1026	3.41	32	11	114
BYU	9	247	717	2.9	55	11	79.67

RUSHING TDS

Team	G	Att	Yards	Avg/A	Long	TD	Avg/G
West Virginia	9	411	1962	4.77	39	23	218
Kansas St.	9	365	1841	5.04	70	23	204.56
Oklahoma	9	370	1595	4.31	64	22	177.22
Kansas	9	340	1783	5.24	75	22	198.11
UCF	9	361	2044	5.66	79	20	227.11
Oklahoma St.	9	301	1622	5.39	75	19	180.22
Texas	9	341	1670	4.9	67	18	185.56
Texas Tech	9	336	1554	4.63	58	13	172.67
TCU	9	319	1490	4.67	74	12	165.56
Cincinnati	9	396	2029	5.12	68	11	225.44
BYU	9	247	717	2.9	55	11	79.67
Baylor	9	301	1026	3.41	32	11	114
Iowa St.	9	281	1058	3.77	55	9	117.56
Houston	9	277	1061	3.83	58	9	117.89



**2023-24 Big 12 Football
Extended Team Leaders
All games**

RUSHING DEFENSE

Team	G	Att	Yards	Avg/A	Long	TD	Avg/G
Texas	9	271	816	3.01	62	5	90.67
Iowa St.	9	298	1059	3.55	71	8	117.67
Kansas St.	9	271	1105	4.08	54	7	122.78
Oklahoma	9	327	1203	3.68	54	9	133.67
Cincinnati	9	294	1248	4.24	75	14	138.67
West Virginia	9	288	1251	4.34	58	10	139
Texas Tech	9	320	1265	3.95	55	12	140.56
TCU	9	345	1336	3.87	55	13	148.44
Houston	9	341	1443	4.23	54	19	160.33
Kansas	9	325	1472	4.53	72	21	163.56
Oklahoma St.	9	331	1511	4.56	70	11	167.89
BYU	9	327	1572	4.81	55	8	174.67
Baylor	9	336	1686	5.02	79	19	187.33
UCF	9	378	1906	5.04	75	23	211.78

PASS EFFICIENCY

Team	G	Comp-Att-Int	Pct.	Yds	Avg/G	TD	Effic
Oklahoma	9	219 - 304 - 5	72.04	2815	312.78	22	170.41
Kansas	9	147 - 225 - 5	65.33	2123	235.89	15	162.15
UCF	9	161 - 255 - 9	63.14	2309	256.56	17	154.14
Texas	9	193 - 287 - 6	67.25	2441	271.22	16	152.91
Kansas St.	9	186 - 290 - 8	64.14	2236	248.44	21	147.28
Houston	9	214 - 328 - 7	65.24	2368	263.11	19	140.74
Iowa St.	9	171 - 272 - 7	62.87	1977	219.67	13	134.55
West Virginia	9	128 - 233 - 4	54.94	1813	201.44	12	133.86
Cincinnati	9	169 - 279 - 10	60.57	2042	226.89	16	133.81
TCU	9	237 - 376 - 13	63.03	2669	296.56	19	132.42
Texas Tech	9	198 - 331 - 12	59.82	2133	237.00	19	125.64
Baylor	9	202 - 344 - 6	58.72	2495	277.22	9	124.79
BYU	9	179 - 310 - 6	57.74	1965	218.33	13	120.95
Oklahoma St.	9	208 - 353 - 7	58.92	2291	254.56	11	119.76

YARDS PER RUSH

Team	G	Att	Yards	Avg/A	Long	TD	Avg/G
UCF	9	361	2044	5.66	79	20	227.11
Oklahoma St.	9	301	1622	5.39	75	19	180.22
Kansas	9	340	1783	5.24	75	22	198.11
Cincinnati	9	396	2029	5.12	68	11	225.44
Kansas St.	9	365	1841	5.04	70	23	204.56
Texas	9	341	1670	4.9	67	18	185.56
West Virginia	9	411	1962	4.77	39	23	218
TCU	9	319	1490	4.67	74	12	165.56
Texas Tech	9	336	1554	4.63	58	13	172.67
Oklahoma	9	370	1595	4.31	64	22	177.22
Houston	9	277	1061	3.83	58	9	117.89
Iowa St.	9	281	1058	3.77	55	9	117.56
Baylor	9	301	1026	3.41	32	11	114
BYU	9	247	717	2.9	55	11	79.67

PASS DEFENSE EFFIC.

Team	G	Comp-Att-Int	Pct.	Yds	Avg/G	TD	Effic
Iowa St.	9	168 - 305 - 13	55.08	1913	212.56	12	112.23
Kansas St.	9	191 - 334 - 9	57.19	2123	235.89	8	113.09
Oklahoma	9	188 - 321 - 15	58.57	2235	248.33	8	115.93
Texas	9	189 - 323 - 10	58.51	2168	240.89	12	120.96
UCF	9	150 - 259 - 6	57.92	1824	202.67	8	122.63
TCU	9	172 - 298 - 6	57.72	2128	236.44	11	125.86
West Virginia	9	177 - 307 - 9	57.65	2050	227.78	17	126.16
Texas Tech	9	200 - 321 - 7	62.31	2107	234.11	13	126.44
BYU	9	185 - 306 - 12	60.46	2126	236.22	17	129.31
Kansas	9	181 - 267 - 9	67.79	2074	230.44	9	137.42
Cincinnati	9	145 - 264 - 4	54.92	2148	238.67	15	138.99
Oklahoma St.	9	167 - 280 - 9	59.64	2255	250.56	18	142.08
Baylor	9	150 - 235 - 7	63.83	1869	207.67	14	144.34
Houston	9	194 - 291 - 8	66.67	2299	255.44	17	146.81

RUSH ATTEMPTS

Team	G	Att	Yards	Avg/A	Long	TD	Avg/G
West Virginia	9	411	1962	4.77	39	23	218
Cincinnati	9	396	2029	5.12	68	11	225.44
Oklahoma	9	370	1595	4.31	64	22	177.22
Kansas St.	9	365	1841	5.04	70	23	204.56
UCF	9	361	2044	5.66	79	20	227.11
Texas	9	341	1670	4.9	67	18	185.56
Kansas	9	340	1783	5.24	75	22	198.11
Texas Tech	9	336	1554	4.63	58	13	172.67
TCU	9	319	1490	4.67	74	12	165.56
Oklahoma St.	9	301	1622	5.39	75	19	180.22
Baylor	9	301	1026	3.41	32	11	114
Iowa St.	9	281	1058	3.77	55	9	117.56
Houston	9	277	1061	3.83	58	9	117.89
BYU	9	247	717	2.9	55	11	79.67



**2023-24 Big 12 Football
Extended Team Leaders
All games**

RUSH YARDS

Team	G	Att	Yards	Avg/A	Long	TD	Avg/G
UCF	9	361	2044	5.66	79	20	227.11
Cincinnati	9	396	2029	5.12	68	11	225.44
West Virginia	9	411	1962	4.77	39	23	218
Kansas St.	9	365	1841	5.04	70	23	204.56
Kansas	9	340	1783	5.24	75	22	198.11
Texas	9	341	1670	4.9	67	18	185.56
Oklahoma St.	9	301	1622	5.39	75	19	180.22
Oklahoma	9	370	1595	4.31	64	22	177.22
Texas Tech	9	336	1554	4.63	58	13	172.67
TCU	9	319	1490	4.67	74	12	165.56
Houston	9	277	1061	3.83	58	9	117.89
Iowa St.	9	281	1058	3.77	55	9	117.56
Baylor	9	301	1026	3.41	32	11	114
BYU	9	247	717	2.9	55	11	79.67



**2023-24 Big 12 Football
Extended Team Leaders
All games**

PASS OFFENSE

Team	G	Comp-Att-Int	Pct.	Yds	Avg/A	TD	Avg/G
Oklahoma	9	219 - 304 - 5	72.04	2815	9.26	22	312.78
TCU	9	237 - 376 - 13	63.03	2669	7.10	19	296.56
Baylor	9	202 - 344 - 6	58.72	2495	7.25	9	277.22
Texas	9	193 - 287 - 6	67.25	2441	8.51	16	271.22
Houston	9	214 - 328 - 7	65.24	2368	7.22	19	263.11
UCF	9	161 - 255 - 9	63.14	2309	9.05	17	256.56
Oklahoma St.	9	208 - 353 - 7	58.92	2291	6.49	11	254.56
Kansas St.	9	186 - 290 - 8	64.14	2236	7.71	21	248.44
Texas Tech	9	198 - 331 - 12	59.82	2133	6.44	19	237.00
Kansas	9	147 - 225 - 5	65.33	2123	9.44	15	235.89
Cincinnati	9	169 - 279 - 10	60.57	2042	7.32	16	226.89
Iowa St.	9	171 - 272 - 7	62.87	1977	7.27	13	219.67
BYU	9	179 - 310 - 6	57.74	1965	6.34	13	218.33
West Virginia	9	128 - 233 - 4	54.94	1813	7.78	12	201.44

PASS COMP. PCT

Team	G	Comp-Att-Int	Pct.	Yds	Avg/A	TD	Avg/G
Oklahoma	9	219 - 304 - 5	72.04	2815	9.26	22	312.78
Texas	9	193 - 287 - 6	67.25	2441	8.51	16	271.22
Kansas	9	147 - 225 - 5	65.33	2123	9.44	15	235.89
Houston	9	214 - 328 - 7	65.24	2368	7.22	19	263.11
Kansas St.	9	186 - 290 - 8	64.14	2236	7.71	21	248.44
UCF	9	161 - 255 - 9	63.14	2309	9.05	17	256.56
TCU	9	237 - 376 - 13	63.03	2669	7.10	19	296.56
Iowa St.	9	171 - 272 - 7	62.87	1977	7.27	13	219.67
Cincinnati	9	169 - 279 - 10	60.57	2042	7.32	16	226.89
Texas Tech	9	198 - 331 - 12	59.82	2133	6.44	19	237.00
Oklahoma St.	9	208 - 353 - 7	58.92	2291	6.49	11	254.56
Baylor	9	202 - 344 - 6	58.72	2495	7.25	9	277.22
BYU	9	179 - 310 - 6	57.74	1965	6.34	13	218.33
West Virginia	9	128 - 233 - 4	54.94	1813	7.78	12	201.44

PASS DEFENSE

Team	G	Comp-Att-Int	Pct.	Yds	Avg/A	TD	Avg/G
UCF	9	150 - 259 - 6	57.92	1824	7.04	8	202.67
Baylor	9	150 - 235 - 7	63.83	1869	7.95	14	207.67
Iowa St.	9	168 - 305 - 13	55.08	1913	6.27	12	212.56
West Virginia	9	177 - 307 - 9	57.65	2050	6.68	17	227.78
Kansas	9	181 - 267 - 9	67.79	2074	7.77	9	230.44
Texas Tech	9	200 - 321 - 7	62.31	2107	6.56	13	234.11
Kansas St.	9	191 - 334 - 9	57.19	2123	6.36	8	235.89
BYU	9	185 - 306 - 12	60.46	2126	6.95	17	236.22
TCU	9	172 - 298 - 6	57.72	2128	7.14	11	236.44
Cincinnati	9	145 - 264 - 4	54.92	2148	8.14	15	238.67
Texas	9	189 - 323 - 10	58.51	2168	6.71	12	240.89
Oklahoma	9	188 - 321 - 15	58.57	2235	6.96	8	248.33
Oklahoma St.	9	167 - 280 - 9	59.64	2255	8.05	18	250.56
Houston	9	194 - 291 - 8	66.67	2299	7.90	17	255.44

PASS YDS/COMP.

Team	G	Comp-Att-Int	Pct.	Yds	Avg/A	TD	Avg/G
Oklahoma	9	219 - 304 - 5	72.04	2815	9.26	22	312.78
Kansas	9	147 - 225 - 5	65.33	2123	9.44	15	235.89
UCF	9	161 - 255 - 9	63.14	2309	9.05	17	256.56
Texas	9	193 - 287 - 6	67.25	2441	8.51	16	271.22
Kansas St.	9	186 - 290 - 8	64.14	2236	7.71	21	248.44
Houston	9	214 - 328 - 7	65.24	2368	7.22	19	263.11
Iowa St.	9	171 - 272 - 7	62.87	1977	7.27	13	219.67
West Virginia	9	128 - 233 - 4	54.94	1813	7.78	12	201.44
Cincinnati	9	169 - 279 - 10	60.57	2042	7.32	16	226.89
TCU	9	237 - 376 - 13	63.03	2669	7.10	19	296.56
Texas Tech	9	198 - 331 - 12	59.82	2133	6.44	19	237.00
Baylor	9	202 - 344 - 6	58.72	2495	7.25	9	277.22
BYU	9	179 - 310 - 6	57.74	1965	6.34	13	218.33
Oklahoma St.	9	208 - 353 - 7	58.92	2291	6.49	11	254.56

PASS ATTEMPTS

Team	G	Comp-Att-Int	Pct.	Yds	Avg/A	TD	Avg/G
TCU	9	237 - 376 - 13	63.03	2669	7.10	19	296.56
Oklahoma St.	9	208 - 353 - 7	58.92	2291	6.49	11	254.56
Baylor	9	202 - 344 - 6	58.72	2495	7.25	9	277.22
Texas Tech	9	198 - 331 - 12	59.82	2133	6.44	19	237.00
Houston	9	214 - 328 - 7	65.24	2368	7.22	19	263.11
BYU	9	179 - 310 - 6	57.74	1965	6.34	13	218.33
Oklahoma	9	219 - 304 - 5	72.04	2815	9.26	22	312.78
Kansas St.	9	186 - 290 - 8	64.14	2236	7.71	21	248.44
Texas	9	193 - 287 - 6	67.25	2441	8.51	16	271.22
Cincinnati	9	169 - 279 - 10	60.57	2042	7.32	16	226.89
Iowa St.	9	171 - 272 - 7	62.87	1977	7.27	13	219.67
UCF	9	161 - 255 - 9	63.14	2309	9.05	17	256.56
West Virginia	9	128 - 233 - 4	54.94	1813	7.78	12	201.44
Kansas	9	147 - 225 - 5	65.33	2123	9.44	15	235.89

PASS YDS/ATT.

Team	G	Comp-Att-Int	Pct.	Yds	Avg/A	TD	Avg/G
Oklahoma	9	219 - 304 - 5	72.04	2815	9.26	22	312.78
Kansas	9	147 - 225 - 5	65.33	2123	9.44	15	235.89
UCF	9	161 - 255 - 9	63.14	2309	9.05	17	256.56
Texas	9	193 - 287 - 6	67.25	2441	8.51	16	271.22
Kansas St.	9	186 - 290 - 8	64.14	2236	7.71	21	248.44
Cincinnati	9	169 - 279 - 10	60.57	2042	7.32	16	226.89
Iowa St.	9	171 - 272 - 7	62.87	1977	7.27	13	219.67
West Virginia	9	128 - 233 - 4	54.94	1813	7.78	12	201.44
Houston	9	214 - 328 - 7	65.24	2368	7.22	19	263.11
Baylor	9	202 - 344 - 6	58.72	2495	7.25	9	277.22
TCU	9	237 - 376 - 13	63.03	2669	7.10	19	296.56
Texas Tech	9	198 - 331 - 12	59.82	2133	6.44	19	237.00
BYU	9	179 - 310 - 6	57.74	1965	6.34	13	218.33
Oklahoma St.	9	208 - 353 - 7	58.92	2291	6.49	11	254.56



**2023-24 Big 12 Football
Extended Team Leaders
All games**

PASS COMPLETIONS

Team	G	Comp-Att-Int	Pct.	Yds	Avg/A	TD	Avg/G
TCU	9	237 - 376 - 13	63.03	2669	7.10	19	296.56
Oklahoma	9	219 - 304 - 5	72.04	2815	9.26	22	312.78
Houston	9	214 - 328 - 7	65.24	2368	7.22	19	263.11
Oklahoma St.	9	208 - 353 - 7	58.92	2291	6.49	11	254.56
Baylor	9	202 - 344 - 6	58.72	2495	7.25	9	277.22
Texas Tech	9	198 - 331 - 12	59.82	2133	6.44	19	237.00
Texas	9	193 - 287 - 6	67.25	2441	8.51	16	271.22
Kansas St.	9	186 - 290 - 8	64.14	2236	7.71	21	248.44
BYU	9	179 - 310 - 6	57.74	1965	6.34	13	218.33
Iowa St.	9	171 - 272 - 7	62.87	1977	7.27	13	219.67
Cincinnati	9	169 - 279 - 10	60.57	2042	7.32	16	226.89
UCF	9	161 - 255 - 9	63.14	2309	9.05	17	256.56
Kansas	9	147 - 225 - 5	65.33	2123	9.44	15	235.89
West Virginia	9	128 - 233 - 4	54.94	1813	7.78	12	201.44

PASS INTERCEPTIONS

Team	G	Comp-Att-Int	Pct.	Yds	Avg/A	TD	Avg/G
West Virginia	9	128 - 233 - 4	54.94	1813	7.78	12	201.44
Oklahoma	9	219 - 304 - 5	72.04	2815	9.26	22	312.78
Kansas	9	147 - 225 - 5	65.33	2123	9.44	15	235.89
Texas	9	193 - 287 - 6	67.25	2441	8.51	16	271.22
BYU	9	179 - 310 - 6	57.74	1965	6.34	13	218.33
Baylor	9	202 - 344 - 6	58.72	2495	7.25	9	277.22
Oklahoma St.	9	208 - 353 - 7	58.92	2291	6.49	11	254.56
Iowa St.	9	171 - 272 - 7	62.87	1977	7.27	13	219.67
Houston	9	214 - 328 - 7	65.24	2368	7.22	19	263.11
Kansas St.	9	186 - 290 - 8	64.14	2236	7.71	21	248.44
UCF	9	161 - 255 - 9	63.14	2309	9.05	17	256.56
Cincinnati	9	169 - 279 - 10	60.57	2042	7.32	16	226.89
Texas Tech	9	198 - 331 - 12	59.82	2133	6.44	19	237.00
TCU	9	237 - 376 - 13	63.03	2669	7.10	19	296.56

PASS YARDS

Team	G	Comp-Att-Int	Pct.	Yds	Avg/A	TD	Avg/G
Oklahoma	9	219 - 304 - 5	72.04	2815	9.26	22	312.78
TCU	9	237 - 376 - 13	63.03	2669	7.10	19	296.56
Baylor	9	202 - 344 - 6	58.72	2495	7.25	9	277.22
Texas	9	193 - 287 - 6	67.25	2441	8.51	16	271.22
Houston	9	214 - 328 - 7	65.24	2368	7.22	19	263.11
UCF	9	161 - 255 - 9	63.14	2309	9.05	17	256.56
Oklahoma St.	9	208 - 353 - 7	58.92	2291	6.49	11	254.56
Kansas St.	9	186 - 290 - 8	64.14	2236	7.71	21	248.44
Texas Tech	9	198 - 331 - 12	59.82	2133	6.44	19	237.00
Kansas	9	147 - 225 - 5	65.33	2123	9.44	15	235.89
Cincinnati	9	169 - 279 - 10	60.57	2042	7.32	16	226.89
Iowa St.	9	171 - 272 - 7	62.87	1977	7.27	13	219.67
BYU	9	179 - 310 - 6	57.74	1965	6.34	13	218.33
West Virginia	9	128 - 233 - 4	54.94	1813	7.78	12	201.44

PASSING TDS

Team	G	Comp-Att-Int	Pct.	Yds	Avg/A	TD	Avg/G
Oklahoma	9	219 - 304 - 5	72.04	2815	9.26	22	312.78
Kansas St.	9	186 - 290 - 8	64.14	2236	7.71	21	248.44
Texas Tech	9	198 - 331 - 12	59.82	2133	6.44	19	237.00
TCU	9	237 - 376 - 13	63.03	2669	7.10	19	296.56
Houston	9	214 - 328 - 7	65.24	2368	7.22	19	263.11
UCF	9	161 - 255 - 9	63.14	2309	9.05	17	256.56
Texas	9	193 - 287 - 6	67.25	2441	8.51	16	271.22
Cincinnati	9	169 - 279 - 10	60.57	2042	7.32	16	226.89
Kansas	9	147 - 225 - 5	65.33	2123	9.44	15	235.89
Iowa St.	9	171 - 272 - 7	62.87	1977	7.27	13	219.67
BYU	9	179 - 310 - 6	57.74	1965	6.34	13	218.33
West Virginia	9	128 - 233 - 4	54.94	1813	7.78	12	201.44
Oklahoma St.	9	208 - 353 - 7	58.92	2291	6.49	11	254.56
Baylor	9	202 - 344 - 6	58.72	2495	7.25	9	277.22

FIELD GOALS

Team	G	Made	Att	Pct
West Virginia	9	12	13	92.31
Cincinnati	9	13	16	81.25
Iowa St.	9	17	21	80.95
Texas	9	17	22	77.27
Oklahoma St.	9	20	26	76.92
Baylor	9	16	21	76.19
Kansas St.	9	8	11	72.73
BYU	9	8	11	72.73
UCF	9	10	14	71.43
Texas Tech	9	10	14	71.43
Kansas	9	9	13	69.23
Oklahoma	9	10	15	66.67
TCU	9	11	18	61.11
Houston	9	6	12	50

PATS KICKS MADE

Team	G	Made	Att	Pct
Oklahoma	9	45	45	100
Kansas St.	9	39	41	95.12
Texas	9	36	36	100
UCF	9	35	35	100
Kansas	9	35	36	97.22
West Virginia	9	33	33	100
TCU	9	32	33	96.97
Texas Tech	9	31	31	100
Oklahoma St.	9	30	30	100
Houston	9	27	27	100
BYU	9	24	25	96
Cincinnati	9	23	23	100
Iowa St.	9	21	22	95.45
Baylor	9	14	15	93.33



**2023-24 Big 12 Football
Extended Team Leaders
All games**

FIELD GOALS ATTEMPTED

Team	G	Made	Att	Pct
Oklahoma St.	9	20	26	76.92
Texas	9	17	22	77.27
Iowa St.	9	17	21	80.95
Baylor	9	16	21	76.19
TCU	9	11	18	61.11
Cincinnati	9	13	16	81.25
Oklahoma	9	10	15	66.67
UCF	9	10	14	71.43
Texas Tech	9	10	14	71.43
West Virginia	9	12	13	92.31
Kansas	9	9	13	69.23
Houston	9	6	12	50
Kansas St.	9	8	11	72.73
BYU	9	8	11	72.73

NET YARDS PER PUNT

Team	G	No.	Yards	Avg/P	Ret.	Avg/R	TB	Net/P
Texas Tech	9	35	1670	47.71	40	5.71	5	43.71
Texas	9	25	1140	45.60	39	4.33	2	42.44
Cincinnati	9	32	1400	43.75	65	5.00	0	41.72
Kansas	9	21	875	41.67	0	0.00	0	41.67
BYU	9	52	2517	48.40	297	14.14	3	41.54
West Virginia	9	31	1270	40.97	17	1.70	0	40.42
Kansas St.	9	33	1418	42.97	68	17.00	1	40.30
Oklahoma St.	9	44	1835	41.70	31	2.58	2	40.09
Houston	9	36	1491	41.42	22	3.14	2	39.69
Iowa St.	9	47	2053	43.68	82	6.83	7	38.96
Oklahoma	9	31	1270	40.97	31	3.10	2	38.68
TCU	9	29	1192	41.10	77	9.63	1	37.76
Baylor	9	26	1118	43.00	137	15.22	1	36.96
UCF	9	26	1054	40.54	144	14.40	1	34.23

FIELD GOALS MADE

Team	G	Made	Att	Pct
Oklahoma St.	9	20	26	76.92
Texas	9	17	22	77.27
Iowa St.	9	17	21	80.95
Baylor	9	16	21	76.19
Cincinnati	9	13	16	81.25
West Virginia	9	12	13	92.31
TCU	9	11	18	61.11
UCF	9	10	14	71.43
Texas Tech	9	10	14	71.43
Oklahoma	9	10	15	66.67
Kansas	9	9	13	69.23
Kansas St.	9	8	11	72.73
BYU	9	8	11	72.73
Houston	9	6	12	50

AVG YARDS PER PUNT

Team	G	No.	Yards	Avg/P	Ret.	Avg/R	TB	Net/P
BYU	9	52	2517	48.40	297	14.14	3	41.54
Iowa St.	9	47	2053	43.68	82	6.83	7	38.96
Oklahoma St.	9	44	1835	41.70	31	2.58	2	40.09
Houston	9	36	1491	41.42	22	3.14	2	39.69
Texas Tech	9	35	1670	47.71	40	5.71	5	43.71
Kansas St.	9	33	1418	42.97	68	17.00	1	40.30
Cincinnati	9	32	1400	43.75	65	5.00	0	41.72
West Virginia	9	31	1270	40.97	17	1.70	0	40.42
Oklahoma	9	31	1270	40.97	31	3.10	2	38.68
TCU	9	29	1192	41.10	77	9.63	1	37.76
UCF	9	26	1054	40.54	144	14.40	1	34.23
Baylor	9	26	1118	43.00	137	15.22	1	36.96
Texas	9	25	1140	45.60	39	4.33	2	42.44
Kansas	9	21	875	41.67	0	0.00	0	41.67

PAT KICKING

Team	G	Made	Att	Pct
West Virginia	9	33	33	100
UCF	9	35	35	100
Texas Tech	9	31	31	100
Texas	9	36	36	100
Oklahoma St.	9	30	30	100
Oklahoma	9	45	45	100
Houston	9	27	27	100
Cincinnati	9	23	23	100
Kansas	9	35	36	97.22
TCU	9	32	33	96.97
BYU	9	24	25	96
Iowa St.	9	21	22	95.45
Kansas St.	9	39	41	95.12
Baylor	9	14	15	93.33

NUMBER OF PUNTS

Team	G	No.	Yards	Avg/P	Ret.	Avg/R	TB	Net/P
BYU	9	52	2517	48.40	297	14.14	3	41.54
Iowa St.	9	47	2053	43.68	82	6.83	7	38.96
Oklahoma St.	9	44	1835	41.70	31	2.58	2	40.09
Houston	9	36	1491	41.42	22	3.14	2	39.69
Texas Tech	9	35	1670	47.71	40	5.71	5	43.71
Kansas St.	9	33	1418	42.97	68	17.00	1	40.30
Cincinnati	9	32	1400	43.75	65	5.00	0	41.72
West Virginia	9	31	1270	40.97	17	1.70	0	40.42
Oklahoma	9	31	1270	40.97	31	3.10	2	38.68
TCU	9	29	1192	41.10	77	9.63	1	37.76
UCF	9	26	1054	40.54	144	14.40	1	34.23
Baylor	9	26	1118	43.00	137	15.22	1	36.96
Texas	9	25	1140	45.60	39	4.33	2	42.44
Kansas	9	21	875	41.67	0	0.00	0	41.67



**2023-24 Big 12 Football
Extended Team Leaders
All games**

PAT KICK ATTEMPTS

Team	G	Made	Att	Pct
Oklahoma	9	45	45	100
Kansas St.	9	39	41	95.12
Texas	9	36	36	100
Kansas	9	35	36	97.22
UCF	9	35	35	100
West Virginia	9	33	33	100
TCU	9	32	33	96.97
Texas Tech	9	31	31	100
Oklahoma St.	9	30	30	100
Houston	9	27	27	100
BYU	9	24	25	96
Cincinnati	9	23	23	100
Iowa St.	9	21	22	95.45
Baylor	9	14	15	93.33

YARDS PUNTED

Team	G	No.	Yards	Avg/P	Ret.	Avg/R	TB	Net/P
BYU	9	52	2517	48.40	297	14.14	3	41.54
Iowa St.	9	47	2053	43.68	82	6.83	7	38.96
Oklahoma St.	9	44	1835	41.70	31	2.58	2	40.09
Texas Tech	9	35	1670	47.71	40	5.71	5	43.71
Houston	9	36	1491	41.42	22	3.14	2	39.69
Kansas St.	9	33	1418	42.97	68	17.00	1	40.30
Cincinnati	9	32	1400	43.75	65	5.00	0	41.72
West Virginia	9	31	1270	40.97	17	1.70	0	40.42
Oklahoma	9	31	1270	40.97	31	3.10	2	38.68
TCU	9	29	1192	41.10	77	9.63	1	37.76
Texas	9	25	1140	45.60	39	4.33	2	42.44
Baylor	9	26	1118	43.00	137	15.22	1	36.96
UCF	9	26	1054	40.54	144	14.40	1	34.23
Kansas	9	21	875	41.67	0	0.00	0	41.67

PUNT RETURN AVG

Team	G	No	Yards	TD	Long	Avg.
Kansas	9	4	106	1	82	26.5
Texas Tech	9	9	203	1	43	22.56
Texas	9	17	291	2	74	17.12
UCF	9	12	132	0	29	11
Oklahoma	9	14	153	1	82	10.93
Baylor	9	10	100	0	41	10
TCU	9	8	78	1	30	9.75
West Virginia	9	15	138	0	20	9.2
Iowa St.	9	12	82	0	39	6.83
Houston	9	14	93	0	48	6.64
Kansas St.	9	12	76	0	29	6.33
BYU	9	13	47	0	14	3.62
Cincinnati	9	14	48	0	12	3.43
Oklahoma St.	9	8	21	0	14	2.63

KICK RETURNS

Team	G	No.	Yards	TD	Long	Avg.
Baylor	9	26	534	0	36	20.54
Houston	9	25	576	2	100	23.04
TCU	9	24	525	0	86	21.88
BYU	9	24	513	0	46	21.38
Kansas	9	21	425	0	43	20.24
Texas Tech	9	19	494	1	100	26.00
Oklahoma	9	17	341	0	62	20.06
Texas	9	16	285	0	45	17.81
Oklahoma St.	9	16	315	0	35	19.69
UCF	9	13	271	0	51	20.85
Cincinnati	9	13	235	0	37	18.08
West Virginia	9	12	217	0	24	18.08
Kansas St.	9	11	213	0	36	19.36
Iowa St.	9	8	256	0	72	32.00

PUNT RETURNS

Team	G	No	Yards	TD	Long	Avg.
Texas	9	17	291	2	74	17.12
West Virginia	9	15	138	0	20	9.2
Oklahoma	9	14	153	1	82	10.93
Houston	9	14	93	0	48	6.64
Cincinnati	9	14	48	0	12	3.43
BYU	9	13	47	0	14	3.62
UCF	9	12	132	0	29	11
Kansas St.	9	12	76	0	29	6.33
Iowa St.	9	12	82	0	39	6.83
Baylor	9	10	100	0	41	10
Texas Tech	9	9	203	1	43	22.56
TCU	9	8	78	1	30	9.75
Oklahoma St.	9	8	21	0	14	2.63
Kansas	9	4	106	1	82	26.5

KICK RETURN YARDS

Team	G	No.	Yards	TD	Long	Avg.
Houston	9	25	576	2	100	23.04
Baylor	9	26	534	0	36	20.54
TCU	9	24	525	0	86	21.88
BYU	9	24	513	0	46	21.38
Texas Tech	9	19	494	1	100	26.00
Kansas	9	21	425	0	43	20.24
Oklahoma	9	17	341	0	62	20.06
Oklahoma St.	9	16	315	0	35	19.69
Texas	9	16	285	0	45	17.81
UCF	9	13	271	0	51	20.85
Iowa St.	9	8	256	0	72	32.00
Cincinnati	9	13	235	0	37	18.08
West Virginia	9	12	217	0	24	18.08
Kansas St.	9	11	213	0	36	19.36



**2023-24 Big 12 Football
Extended Team Leaders
All games**

PUNT RETURN YARDS

Team	G	No	Yards	TD	Long	Avg.
Texas	9	17	291	2	74	17.12
Texas Tech	9	9	203	1	43	22.56
Oklahoma	9	14	153	1	82	10.93
West Virginia	9	15	138	0	20	9.2
UCF	9	12	132	0	29	11
Kansas	9	4	106	1	82	26.5
Baylor	9	10	100	0	41	10
Houston	9	14	93	0	48	6.64
Iowa St.	9	12	82	0	39	6.83
TCU	9	8	78	1	30	9.75
Kansas St.	9	12	76	0	29	6.33
Cincinnati	9	14	48	0	12	3.43
BYU	9	13	47	0	14	3.62
Oklahoma St.	9	8	21	0	14	2.63

KICK RETURN TDS

Team	G	No.	Yards	TD	Long	Avg.
Houston	9	25	576	2	100	23.04
Texas Tech	9	19	494	1	100	26.00
West Virginia	9	12	217	0	24	18.08
UCF	9	13	271	0	51	20.85
Texas	9	16	285	0	45	17.81
TCU	9	24	525	0	86	21.88
Oklahoma St.	9	16	315	0	35	19.69
Oklahoma	9	17	341	0	62	20.06
Kansas St.	9	11	213	0	36	19.36
Kansas	9	21	425	0	43	20.24
Iowa St.	9	8	256	0	72	32.00
Cincinnati	9	13	235	0	37	18.08
BYU	9	24	513	0	46	21.38
Baylor	9	26	534	0	36	20.54

PUNT RETURN TDS

Team	G	No	Yards	TD	Long	Avg.
Texas	9	17	291	2	74	17.12
Texas Tech	9	9	203	1	43	22.56
TCU	9	8	78	1	30	9.75
Oklahoma	9	14	153	1	82	10.93
Kansas	9	4	106	1	82	26.5
West Virginia	9	15	138	0	20	9.2
UCF	9	12	132	0	29	11
Oklahoma St.	9	8	21	0	14	2.63
Kansas St.	9	12	76	0	29	6.33
Iowa St.	9	12	82	0	39	6.83
Houston	9	14	93	0	48	6.64
Cincinnati	9	14	48	0	12	3.43
BYU	9	13	47	0	14	3.62
Baylor	9	10	100	0	41	10

KICKOFF RETURNS

Team	G	No	Yards	TD	Long	Avg.
Texas Tech	9	52	2182	1	100	41.96
Texas	9	61	2521	0	45	41.33
Oklahoma St.	9	58	2359	0	35	40.67
Oklahoma	9	63	2560	0	62	40.63
Iowa St.	9	48	1945	0	72	40.52
Baylor	9	45	1818	0	36	40.4
BYU	9	43	1727	0	46	40.16
Kansas St.	9	60	2361	0	36	39.35
Kansas	9	60	2354	0	43	39.23
West Virginia	9	53	2068	0	24	39.02
UCF	9	54	2093	0	51	38.76
Houston	9	40	1517	2	100	37.93
Cincinnati	9	48	1816	0	37	37.83
TCU	9	52	1958	0	86	37.65



**2023-24 Big 12 Football
Extended Team Leaders
All games**

INTERCEPTION RETURN AVG

Team	G	No.	Yards	TD	Long	Avg.
Kansas	9	9	159	3	50	17.67
Texas	9	10	165	1	45	16.50
BYU	9	12	195	1	42	16.25
West Virginia	9	9	146	0	40	16.22
UCF	9	6	97	0	42	16.17
Texas Tech	9	7	105	1	54	15.00
TCU	9	6	89	1	53	14.83
Oklahoma St.	9	9	131	1	35	14.56
Oklahoma	9	15	187	2	44	12.47
Houston	9	8	87	0	35	10.88
Kansas St.	9	9	88	0	26	9.78
Cincinnati	9	4	39	0	33	9.75
Iowa St.	9	13	116	1	58	8.92
Baylor	9	7	14	0	6	2.00

FUMBLE RETURNS

Team	G	No.	Yards	TD	Long	Avg.
West Virginia	9	3	0	0	0	0.00
UCF	9	3	87	1	87	29.00
Texas Tech	9	3	0	0	0	0.00
Texas	9	5	0	0	0	0.00
TCU	9	3	14	0	9	4.67
Oklahoma St.	9	6	25	0	25	4.17
Oklahoma	9	4	0	0	0	0.00
Kansas St.	9	4	0	0	0	0.00
Kansas	9	4	28	1	22	7.00
Iowa St.	9	1	0	0	0	0.00
Houston	9	4	0	0	0	0.00
Cincinnati	9	5	0	0	0	0.00
BYU	9	6	0	1	0	0.00
Baylor	9	8	87	2	72	10.88

INTERCEPTION RETURNS

Team	G	No.	Yards	TD	Long	Avg.
Oklahoma	9	15	187	2	44	12.47
Iowa St.	9	13	116	1	58	8.92
BYU	9	12	195	1	42	16.25
Texas	9	10	165	1	45	16.50
West Virginia	9	9	146	0	40	16.22
Oklahoma St.	9	9	131	1	35	14.56
Kansas St.	9	9	88	0	26	9.78
Kansas	9	9	159	3	50	17.67
Houston	9	8	87	0	35	10.88
Texas Tech	9	7	105	1	54	15.00
Baylor	9	7	14	0	6	2.00
UCF	9	6	97	0	42	16.17
TCU	9	6	89	1	53	14.83
Cincinnati	9	4	39	0	33	9.75

FUMBLE RETURN YARDS

Team	G	No.	Yards	TD	Long	Avg.
UCF	9	3	87	1	87	29.00
Baylor	9	8	87	2	72	10.88
Kansas	9	4	28	1	22	7.00
Oklahoma St.	9	6	25	0	25	4.17
TCU	9	3	14	0	9	4.67
West Virginia	9	3	0	0	0	0.00
Texas Tech	9	3	0	0	0	0.00
Texas	9	5	0	0	0	0.00
Oklahoma	9	4	0	0	0	0.00
Kansas St.	9	4	0	0	0	0.00
Iowa St.	9	1	0	0	0	0.00
Houston	9	4	0	0	0	0.00
Cincinnati	9	5	0	0	0	0.00
BYU	9	6	0	1	0	0.00

INTERCEPTION RET YARDS

Team	G	No.	Yards	TD	Long	Avg.
BYU	9	12	195	1	42	16.25
Oklahoma	9	15	187	2	44	12.47
Texas	9	10	165	1	45	16.50
Kansas	9	9	159	3	50	17.67
West Virginia	9	9	146	0	40	16.22
Oklahoma St.	9	9	131	1	35	14.56
Iowa St.	9	13	116	1	58	8.92
Texas Tech	9	7	105	1	54	15.00
UCF	9	6	97	0	42	16.17
TCU	9	6	89	1	53	14.83
Kansas St.	9	9	88	0	26	9.78
Houston	9	8	87	0	35	10.88
Cincinnati	9	4	39	0	33	9.75
Baylor	9	7	14	0	6	2.00

FUMBLE RETURN TDS

Team	G	No.	Yards	TD	Long	Avg.
Baylor	9	8	87	2	72	10.88
UCF	9	3	87	1	87	29.00
Kansas	9	4	28	1	22	7.00
BYU	9	6	0	1	0	0.00
West Virginia	9	3	0	0	0	0.00
Texas Tech	9	3	0	0	0	0.00
Texas	9	5	0	0	0	0.00
TCU	9	3	14	0	9	4.67
Oklahoma St.	9	6	25	0	25	4.17
Oklahoma	9	4	0	0	0	0.00
Kansas St.	9	4	0	0	0	0.00
Iowa St.	9	1	0	0	0	0.00
Houston	9	4	0	0	0	0.00
Cincinnati	9	5	0	0	0	0.00



INTERCEPTION RETURN TDS

Team	G	No.	Yards	TD	Long	Avg.
Kansas	9	9	159	3	50	17.67
Oklahoma	9	15	187	2	44	12.47
Texas Tech	9	7	105	1	54	15.00
Texas	9	10	165	1	45	16.50
TCU	9	6	89	1	53	14.83
Oklahoma St.	9	9	131	1	35	14.56
Iowa St.	9	13	116	1	58	8.92
BYU	9	12	195	1	42	16.25
West Virginia	9	9	146	0	40	16.22
UCF	9	6	97	0	42	16.17
Kansas St.	9	9	88	0	26	9.78
Houston	9	8	87	0	35	10.88
Cincinnati	9	4	39	0	33	9.75
Baylor	9	7	14	0	6	2.00

FUMBLE RECOVERED

Team	G	No.	Yards	TD	Long	Avg.
Baylor	9	8	87	2	72	10.88
Oklahoma St.	9	6	25	0	25	4.17
BYU	9	6	0	1	0	0.00
Texas	9	5	0	0	0	0.00
Cincinnati	9	5	0	0	0	0.00
Oklahoma	9	4	0	0	0	0.00
Kansas St.	9	4	0	0	0	0.00
Kansas	9	4	28	1	22	7.00
Houston	9	4	0	0	0	0.00
West Virginia	9	3	0	0	0	0.00
UCF	9	3	87	1	87	29.00
Texas Tech	9	3	0	0	0	0.00
TCU	9	3	14	0	9	4.67
Iowa St.	9	1	0	0	0	0.00

FUMBLE RETURN AVG

Team	G	No.	Yards	TD	Long	Avg.
UCF	9	3	87	1	87	29.00
Baylor	9	8	87	2	72	10.88
Kansas	9	4	28	1	22	7.00
TCU	9	3	14	0	9	4.67
Oklahoma St.	9	6	25	0	25	4.17
West Virginia	9	3	0	0	0	0.00
Texas Tech	9	3	0	0	0	0.00
Texas	9	5	0	0	0	0.00
Oklahoma	9	4	0	0	0	0.00
Kansas St.	9	4	0	0	0	0.00
Iowa St.	9	1	0	0	0	0.00
Houston	9	4	0	0	0	0.00
Cincinnati	9	5	0	0	0	0.00
BYU	9	6	0	1	0	0.00

TURNOVER MARGIN

Team	Lost				Gained			Margin	Per/G
	G	Fum	Int	Tot	Fum	Int	Tot		
Oklahoma	9	6	5	11	4	15	19	8	0.89
BYU	9	5	6	11	6	12	18	7	0.78
Iowa St.	9	1	7	8	1	13	14	6	0.67
Oklahoma St.	9	3	7	10	6	9	15	5	0.56
Baylor	9	5	6	11	8	7	15	4	0.44
Texas	9	6	6	12	5	10	15	3	0.33
Kansas St.	9	2	8	10	4	9	13	3	0.33
Kansas	9	5	5	10	4	9	13	3	0.33
Houston	9	2	7	9	4	8	12	3	0.33
West Virginia	9	6	4	10	3	9	12	2	0.22
UCF	9	5	9	14	3	6	9	-5	-0.56
Texas Tech	9	4	12	16	3	7	10	-6	-0.67
TCU	9	2	13	15	3	6	9	-6	-0.67
Cincinnati	9	5	10	15	5	4	9	-6	-0.67

FIRST DOWNS

Team	G	Rush	Pass	Pen	Total	Avg/G
Oklahoma	9	90	123	21	234	26
TCU	9	89	133	8	230	25.56
UCF	9	106	93	15	214	23.78
Kansas St.	9	102	100	12	214	23.78
Cincinnati	9	101	96	9	206	22.89
West Virginia	9	108	73	22	203	22.56
Texas Tech	9	90	97	15	202	22.44
Kansas	9	83	97	17	197	21.89
Texas	9	79	109	7	195	21.67
Oklahoma St.	9	71	108	11	190	21.11
Houston	9	62	108	13	183	20.33
Baylor	9	63	109	9	181	20.11
BYU	9	45	91	15	151	16.78
Iowa St.	9	52	84	10	146	16.22

3RD-DOWN CONVERSIONS

Team	G	Conv.	Att.	Pct.
Kansas St.	9	63	124	50.81
UCF	9	56	113	49.56
Kansas	9	49	100	49
Oklahoma	9	56	119	47.06
TCU	9	63	138	45.65
West Virginia	9	52	124	41.94
Texas Tech	9	58	140	41.43
Cincinnati	9	56	136	41.18
Houston	9	48	121	39.67
Oklahoma St.	9	54	140	38.57
Baylor	9	51	134	38.06
Texas	9	45	121	37.19
Iowa St.	9	47	129	36.43
BYU	9	34	118	28.81



**2023-24 Big 12 Football
Extended Team Leaders
All games**

1ST DOWNS RUSHING

Team	G	Rush	Pass	Pen	Total	Avg/G
West Virginia	9	108	73	22	203	22.56
UCF	9	106	93	15	214	23.78
Kansas St.	9	102	100	12	214	23.78
Cincinnati	9	101	96	9	206	22.89
Texas Tech	9	90	97	15	202	22.44
Oklahoma	9	90	123	21	234	26
TCU	9	89	133	8	230	25.56
Kansas	9	83	97	17	197	21.89
Texas	9	79	109	7	195	21.67
Oklahoma St.	9	71	108	11	190	21.11
Baylor	9	63	109	9	181	20.11
Houston	9	62	108	13	183	20.33
Iowa St.	9	52	84	10	146	16.22
BYU	9	45	91	15	151	16.78

OPT 3RD-DN CONVERT

Team	G	Conv.	Att.	Pct.
Texas	9	32	121	26.45
Kansas St.	9	35	129	27.13
Oklahoma	9	39	134	29.1
Iowa St.	9	45	130	34.62
West Virginia	9	43	118	36.44
Cincinnati	9	44	117	37.61
TCU	9	54	139	38.85
Texas Tech	9	57	137	41.61
Oklahoma St.	9	55	131	41.98
Kansas	9	48	112	42.86
Baylor	9	51	118	43.22
BYU	9	55	127	43.31
UCF	9	57	128	44.53
Houston	9	59	124	47.58

1ST DOWNS PASSING

Team	G	Rush	Pass	Pen	Total	Avg/G
TCU	9	89	133	8	230	25.56
Oklahoma	9	90	123	21	234	26
Texas	9	79	109	7	195	21.67
Baylor	9	63	109	9	181	20.11
Oklahoma St.	9	71	108	11	190	21.11
Houston	9	62	108	13	183	20.33
Kansas St.	9	102	100	12	214	23.78
Texas Tech	9	90	97	15	202	22.44
Kansas	9	83	97	17	197	21.89
Cincinnati	9	101	96	9	206	22.89
UCF	9	106	93	15	214	23.78
BYU	9	45	91	15	151	16.78
Iowa St.	9	52	84	10	146	16.22
West Virginia	9	108	73	22	203	22.56

4TH-DOWN CONVERSIONS

Team	G	Conv.	Att.	Pct.
Iowa St.	9	9	12	75
Texas Tech	9	20	30	66.67
UCF	9	9	14	64.29
Oklahoma	9	9	14	64.29
Texas	9	15	24	62.5
TCU	9	14	25	56
Oklahoma St.	9	7	13	53.85
West Virginia	9	14	27	51.85
BYU	9	8	18	44.44
Baylor	9	14	32	43.75
Cincinnati	9	11	27	40.74
Kansas St.	9	5	13	38.46
Kansas	9	4	12	33.33
Houston	9	4	19	21.05

1ST DOWNS BY PENALTY

Team	G	Rush	Pass	Pen	Total	Avg/G
West Virginia	9	108	73	22	203	22.56
Oklahoma	9	90	123	21	234	26
Kansas	9	83	97	17	197	21.89
UCF	9	106	93	15	214	23.78
Texas Tech	9	90	97	15	202	22.44
BYU	9	45	91	15	151	16.78
Houston	9	62	108	13	183	20.33
Kansas St.	9	102	100	12	214	23.78
Oklahoma St.	9	71	108	11	190	21.11
Iowa St.	9	52	84	10	146	16.22
Cincinnati	9	101	96	9	206	22.89
Baylor	9	63	109	9	181	20.11
TCU	9	89	133	8	230	25.56
Texas	9	79	109	7	195	21.67

OPP 4TH-DN CONVERT

Team	G	Conv.	Att.	Pct.
Oklahoma St.	9	3	18	16.67
TCU	9	8	22	36.36
BYU	9	7	19	36.84
West Virginia	9	8	19	42.11
Kansas St.	9	11	25	44
Texas	9	9	20	45
Texas Tech	9	9	18	50
Oklahoma	9	12	24	50
Kansas	9	7	14	50
Baylor	9	9	16	56.25
Iowa St.	9	13	22	59.09
UCF	9	9	14	64.29
Cincinnati	9	9	13	69.23
Houston	9	12	17	70.59



**2023-24 Big 12 Football
Extended Team Leaders
All games**

OPPONENT 1ST DOWNS

Team	G	Rush	Pass	Pen	Total	Avg/G
Texas	9	49	97	12	158	17.56
Kansas St.	9	51	95	13	159	17.67
Iowa St.	9	62	87	16	165	18.33
Cincinnati	9	67	85	20	172	19.11
Baylor	9	82	86	4	172	19.11
Oklahoma St.	9	79	88	7	174	19.33
West Virginia	9	72	96	10	178	19.78
TCU	9	75	87	19	181	20.11
Kansas	9	67	102	13	182	20.22
Oklahoma	9	65	99	19	183	20.33
Texas Tech	9	70	98	17	185	20.56
BYU	9	80	100	11	191	21.22
Houston	9	91	102	8	201	22.33
UCF	9	102	88	15	205	22.78



**2023-24 Big 12 Football
Extended Team Leaders
All games**

SACKS BY

Team	G	No.	Yards	Avg/G
UCF	9	23	172	2.56
Texas	9	22	142	2.44
TCU	9	22	152	2.44
Kansas	9	21	120	2.33
Oklahoma St.	9	20	105	2.22
Kansas St.	9	19	139	2.11
West Virginia	9	18	121	2
Houston	9	18	107	2
Oklahoma	9	17	100	1.89
Cincinnati	9	17	110	1.89
Texas Tech	9	16	99	1.78
Baylor	9	16	97	1.78
Iowa St.	9	14	90	1.56
BYU	9	8	77	0.89

KICKOFF COVERAGE

Team	G	No	Yards	Avg.	Ret.	TB	NetAvg
Texas Tech	9	52	3336	64.15	310	34	38.31
Texas	9	61	3910	64.1	285	35	44.51
Oklahoma St.	9	58	3628	62.55	212	32	42.72
Oklahoma	9	63	3943	62.59	293	36	42.33
Iowa St.	9	48	3024	63	362	27	42.88
Baylor	9	45	2798	62.18	307	17	38.53
BYU	9	43	2731	63.51	245	29	33.91
Kansas St.	9	60	3715	61.92	433	29	44.53
Kansas	9	60	3735	62.25	211	44	36.25
West Virginia	9	53	3319	62.62	613	20	49.09
UCF	9	54	3239	59.98	392	27	41.17
Houston	9	40	2472	61.8	471	17	35.9
Cincinnati	9	48	2907	60.56	415	22	43.48
TCU	9	52	3205	61.63	389	32	35.48

SACKS AGAINST

Team	G	No.	Yards	Avg/G
Iowa St.	9	8	37	0.89
West Virginia	9	9	53	1
Oklahoma St.	9	10	68	1.11
Kansas	9	10	80	1.11
Oklahoma	9	11	60	1.22
TCU	9	14	71	1.56
Kansas St.	9	14	88	1.56
BYU	9	15	113	1.67
UCF	9	17	141	1.89
Texas Tech	9	18	126	2
Texas	9	18	113	2
Houston	9	20	128	2.22
Cincinnati	9	20	109	2.22
Baylor	9	27	211	3

RED ZONE OFFENSE

Team	G	Scores	Pct.	TDs	(R-P)	FGs	TurnO
Iowa St.	9	23 - 25	92.00	14	7 - 7	9 - 11	0
Kansas	9	32 - 36	88.89	25	17 - 8	7 - 9	1
Kansas St.	9	39 - 44	88.64	35	21 - 14	4 - 6	3
Oklahoma St.	9	36 - 41	87.80	22	14 - 8	14 - 17	2
Oklahoma	9	39 - 45	86.67	30	19 - 11	9 - 12	3
BYU	9	24 - 28	85.71	17	9 - 8	7 - 9	2
West Virginia	9	35 - 41	85.37	26	22 - 4	9 - 9	5
Texas Tech	9	30 - 36	83.33	24	12 - 12	6 - 6	5
UCF	9	28 - 34	82.35	23	16 - 7	5 - 6	4
Texas	9	29 - 37	78.38	17	11 - 6	12 - 14	6
Cincinnati	9	25 - 33	75.76	15	9 - 6	10 - 13	5
Baylor	9	29 - 39	74.36	16	11 - 5	13 - 16	6
Houston	9	22 - 30	73.33	18	8 - 10	4 - 4	6
TCU	9	25 - 36	69.44	19	9 - 10	6 - 6	10

PENALTIES

Team	G	No.	Yards	Avg/G
Baylor	9	39	243	27
Oklahoma St.	9	47	373	41.44
BYU	9	47	383	42.56
Kansas St.	9	44	386	42.89
Kansas	9	42	389	43.22
Iowa St.	9	44	389	43.22
Texas	9	52	411	45.67
West Virginia	9	46	412	45.78
UCF	9	56	459	51
Houston	9	51	466	51.78
TCU	9	57	475	52.78
Texas Tech	9	51	496	55.11
Cincinnati	9	55	520	57.78
Oklahoma	9	64	533	59.22

RED ZONE DEFENSE

Team	G	Scores	Pct.	TDs	(R-P)	FGs	TurnO
Texas	9	17 - 26	65.38	8	3 - 5	9 - 10	6
Oklahoma St.	9	15 - 20	75.00	11	7 - 4	4 - 6	3
Oklahoma	9	20 - 26	76.92	11	7 - 4	9 - 11	4
BYU	9	24 - 31	77.42	15	6 - 9	9 - 9	6
Baylor	9	24 - 31	77.42	19	12 - 7	5 - 7	4
Kansas St.	9	19 - 24	79.17	7	6 - 1	12 - 13	3
Iowa St.	9	21 - 26	80.77	15	8 - 7	6 - 7	3
West Virginia	9	22 - 27	81.48	15	7 - 8	7 - 10	2
UCF	9	34 - 41	82.93	24	20 - 4	10 - 15	1
TCU	9	25 - 30	83.33	16	11 - 5	9 - 9	5
Houston	9	30 - 35	85.71	26	18 - 8	4 - 6	3
Cincinnati	9	31 - 35	88.57	21	10 - 11	10 - 12	2
Texas Tech	9	29 - 32	90.63	20	11 - 9	9 - 9	2
Kansas	9	36 - 37	97.30	25	17 - 8	11 - 11	1



OPPONENT PENALTIES

Team	G	No.	Yards	Avg/G
BYU	9	72	598	66.44
West Virginia	9	59	529	58.78
Houston	9	53	472	52.44
Kansas St.	9	54	457	50.78
Oklahoma	9	56	425	47.22
Kansas	9	48	420	46.67
Oklahoma St.	9	50	386	42.89
Texas Tech	9	44	382	42.44
Baylor	9	43	377	41.89
UCF	9	40	354	39.33
TCU	9	46	352	39.11
Cincinnati	9	48	322	35.78
Iowa St.	9	37	320	35.56
Texas	9	40	301	33.44

TIME OF POSSESSION

Team	G	Total possession	Avg/G
West Virginia	9	305:20	33:56
Cincinnati	9	288:50	32:05
Kansas St.	9	286:26	31:50
Baylor	9	283:53	31:32
Kansas	9	275:08	30:34
Texas	9	274:42	30:31
Iowa St.	9	273:56	30:26
Oklahoma St.	9	271:38	30:11
Oklahoma	9	261:16	29:02
Houston	9	257:50	28:39
BYU	9	256:14	28:28
Texas Tech	9	253:50	28:12
UCF	9	249:17	27:42
TCU	9	243:53	27:06



**2023-24 Big 12 Football
Conference Individual Game Highs
All games**

INDIVIDUAL PLAYER GAME HIGHS

Points scored	
30	Avery Johnson (Kansas St.) at Texas Tech (10/14/2023)
24	Ollie Gordon (Oklahoma St.) at West Virginia (10/21/2023)
24	DJ Giddens (Kansas St.) vs UCF (09/23/2023)
Touchdowns	
5	Avery Johnson (Kansas St.) at Texas Tech (10/14/2023)
4	Ollie Gordon (Oklahoma St.) at West Virginia (10/21/2023)
4	DJ Giddens (Kansas St.) vs UCF (09/23/2023)
TD responsibility	
7	Emory Jones (Cincinnati) vs Eastern Ky. (09/02/2023) [2r,5p]
Points scored kicking	
17	Alex Hale (Oklahoma St.) vs Kansas St. (10/06/2023) [5fg,2pat]
Total offense yards	
465	Josh Hoover (TCU) vs BYU (10/14/2023) [26r,439p]
438	Garrett Greene (West Virginia) at Houston (10/12/2023) [47r,391p]
Total offense plays	
62	Tyler Shough (Texas Tech) at Wyoming (09/02/2023) [15r,47p]
61	Tyler Shough (Texas Tech) vs Oregon (09/09/2023) [23r,38p]
Total offense yards/play	
42	Jaylin Noel (Iowa St.) vs Kansas (11/04/2023) [42-1]
39	Xavier Townsend (UCF) at Boise St. (09/09/2023) [39-1]
Rushing yards	
282	Ollie Gordon (Oklahoma St.) at West Virginia (10/21/2023)
271	Ollie Gordon (Oklahoma St.) vs Cincinnati (10/28/2023)
Rushing attempts	
33	Ollie Gordon (Oklahoma St.) vs Oklahoma (11/04/2023)
31	Tahj Brooks (Texas Tech) vs TCU (11/02/2023)
31	Tahj Brooks (Texas Tech) at Baylor (10/07/2023)
Yards per rush	
54	Jake Strong (Texas Tech) vs Kansas St. (10/14/2023) [54-1]
39	Xavier Townsend (UCF) at Boise St. (09/09/2023) [39-1]
Rushing TDs	
5	Avery Johnson (Kansas St.) at Texas Tech (10/14/2023)
4	Ollie Gordon (Oklahoma St.) at West Virginia (10/21/2023)
4	DJ Giddens (Kansas St.) vs UCF (09/23/2023)
Longest rush	
79	Johnny Richardson (UCF) vs Baylor (09/30/2023)
75	Ollie Gordon (Oklahoma St.) vs Cincinnati (10/28/2023)
75	Devin Neal (Kansas) vs UCF (10/07/2023)
Passing yards	
439	Josh Hoover (TCU) vs BYU (10/14/2023)
421	Dillon Gabriel (Oklahoma) at Tulsa (09/16/2023)
Passing attempts	
58	Josh Hoover (TCU) vs BYU (10/14/2023)
52	Josh Hoover (TCU) at Texas Tech (11/02/2023)
Passing TDs	
5	Jason Bean (Kansas) at Oklahoma St. (10/14/2023)
5	Dillon Gabriel (Oklahoma) at Tulsa (09/16/2023)
5	Emory Jones (Cincinnati) vs Eastern Ky. (09/02/2023)
Longest pass	
86	John Rhys Plumlee (UCF) at Oklahoma (10/21/2023)
80	Jason Bean (Kansas) at Iowa St. (11/04/2023)



**2023-24 Big 12 Football
Conference Individual Game Highs
All games**

Passes completed	
37	Josh Hoover (TCU) vs BYU (10/14/2023)
32	Josh Hoover (TCU) at Texas Tech (11/02/2023)
32	Donovan Smith (Houston) vs Texas (10/21/2023)
Had intercepted	
3	John Rhys Plumlee (UCF) vs West Virginia (10/28/2023)
3	Jake Strong (Texas Tech) at BYU (10/21/2023)
3	Jake Strong (Texas Tech) vs Kansas St. (10/14/2023)
3	Will Howard (Kansas St.) at Oklahoma St. (10/06/2023)
3	Tyler Shough (Texas Tech) vs Oregon (09/09/2023)
Pass completion pct	
100	Nicco Marchiol (West Virginia) vs BYU (11/04/2023) [4-4]
100	Jaylin Noel (Iowa St.) vs Kansas (11/04/2023) [1-1]
100	Nicco Marchiol (West Virginia) at UCF (10/28/2023) [1-1]
100	Jake Rubley (Kansas St.) vs Houston (10/28/2023) [1-1]
100	Ryan Sanborn (Texas) at Houston (10/21/2023) [1-1]
100	Grant Tisdale (TCU) vs BYU (10/14/2023) [1-1]
100	Savion Red (Texas) vs Oklahoma (N) (10/07/2023) [1-1]
100	Brennan Presley (Oklahoma St.) vs Kansas St. (10/06/2023) [1-1]
100	J.J. Kohl (Iowa St.) at Oklahoma (09/30/2023) [4-4]
100	LJ Martin (BYU) vs Cincinnati (09/29/2023) [1-1]
100	Xavier Worthy (Texas) at Baylor (09/23/2023) [1-1]
100	Traylon Ray (West Virginia) vs Texas Tech (09/23/2023) [1-1]
100	Parker Kingston (BYU) at Arkansas (09/16/2023) [1-1]
100	Braden Smith (Cincinnati) at Pittsburgh (09/09/2023) [1-1]
100	Treshaun Ward (Kansas St.) vs Southeast Mo. St. (09/02/2023) [1-1]
100	Brady Lichtenberg (Cincinnati) vs Eastern Ky. (09/02/2023) [4-4]
100	Jackson Arnold (Oklahoma) vs Arkansas St. (09/02/2023) [11-11]
Pass yards/attempt	
42	Jaylin Noel (Iowa St.) vs Kansas (11/04/2023) [42-1]
37	Parker Kingston (BYU) at Arkansas (09/16/2023) [37-1]
Pass yards/catch	
58	Ui Ale (Houston) vs Sam Houston (09/23/2023) [58-1]
42	Jaylin Noel (Iowa St.) vs Kansas (11/04/2023) [42-1]
Receiving yards	
177	Hudson Clement (West Virginia) vs Duquesne (09/09/2023)
172	Jayden Higgins (Iowa St.) at Cincinnati (10/14/2023)
Receptions	
12	Drake Stoops (Oklahoma) at Oklahoma St. (11/04/2023)
12	Xzavier Henderson (Cincinnati) vs Miami (OH) (09/16/2023)
Yards per catch	
122	Ollie Gordon (Oklahoma St.) vs Kansas (10/14/2023) [6-116]
101	Jalil Farooq (Oklahoma) at Tulsa (09/16/2023) [6-126]
Receiving TDs	
3	Nic Anderson (Oklahoma) at Tulsa (09/16/2023)
3	Hudson Clement (West Virginia) vs Duquesne (09/09/2023)
Longest reception	
86	Javon Baker (UCF) at Oklahoma (10/21/2023)
80	Lawrence Arnold (Kansas) at Iowa St. (11/04/2023)
Field goal attempts	
6	Alex Hale (Oklahoma St.) vs Kansas St. (10/06/2023)
5	Alex Hale (Oklahoma St.) vs Kansas (10/14/2023)
5	Griffin Kell (TCU) at Houston (09/16/2023)
5	Gino Garcia (Texas Tech) at Wyoming (09/02/2023)
Field goals made	



**2023-24 Big 12 Football
Conference Individual Game Highs
All games**

5	Alex Hale (Oklahoma St.) vs Kansas St. (10/06/2023)
4	Bert Auburn (Texas) vs Kansas St. (11/04/2023)
4	Isaiah Hankins (Baylor) at Cincinnati (10/21/2023)
4	Alex Hale (Oklahoma St.) vs Kansas (10/14/2023)
4	Colton Boomer (UCF) at Boise St. (09/09/2023)
Longest field goal	
57	Griffin Kell (TCU) vs Nicholls (09/09/2023)
56	Chase Contreras (Iowa St.) vs UNI (09/02/2023)
Field goal pct	
100	Michael Hayes (West Virginia) vs BYU (11/04/2023) [3-3]
100	Chase Contreras (Iowa St.) vs Kansas (11/04/2023) [2-2]
100	Carter Brown (Cincinnati) vs UCF (11/04/2023) [2-2]
100	Alex Hale (Oklahoma St.) vs Oklahoma (11/04/2023) [2-2]
100	Bert Auburn (Texas) vs Kansas St. (11/04/2023) [4-4]
100	Gino Garcia (Texas Tech) vs TCU (11/02/2023) [2-2]
100	Will Ferrin (BYU) at Texas (10/28/2023) [2-2]
100	Chase Contreras (Iowa St.) at Baylor (10/28/2023) [3-3]
100	Michael Hayes (West Virginia) at UCF (10/28/2023) [2-2]
100	Griffin Kell (TCU) at Kansas St. (10/21/2023) [1-1]
100	Chris Tennant (Kansas St.) vs TCU (10/21/2023) [2-2]
100	Will Ferrin (BYU) vs Texas Tech (10/21/2023) [2-2]
100	Michael Hayes (West Virginia) vs Oklahoma St. (10/21/2023) [2-2]
100	Jack Martin (Houston) vs Texas (10/21/2023) [1-1]
100	Bert Auburn (Texas) at Houston (10/21/2023) [1-1]
100	Isaiah Hankins (Baylor) at Cincinnati (10/21/2023) [4-4]
100	Colton Boomer (UCF) at Oklahoma (10/21/2023) [3-3]
100	Chris Tennant (Kansas St.) at Texas Tech (10/14/2023) [1-1]
100	Griffin Kell (TCU) vs BYU (10/14/2023) [3-3]
100	Will Ferrin (BYU) at TCU (10/14/2023) [1-1]
100	Chase Contreras (Iowa St.) at Cincinnati (10/14/2023) [3-3]
100	Carter Brown (Cincinnati) vs Iowa St. (10/14/2023) [1-1]
100	Michael Hayes (West Virginia) at Houston (10/12/2023) [1-1]
100	Gino Garcia (Texas Tech) at Baylor (10/07/2023) [1-1]
100	Isaiah Hankins (Baylor) vs Texas Tech (10/07/2023) [2-2]
100	Bert Auburn (Texas) vs Oklahoma (N) (10/07/2023) [3-3]
100	Chase Contreras (Iowa St.) at Oklahoma (09/30/2023) [2-2]
100	Carter Brown (Cincinnati) at BYU (09/29/2023) [2-2]
100	Isaiah Hankins (Baylor) vs Texas (09/23/2023) [2-2]
100	Michael Hayes (West Virginia) vs Texas Tech (09/23/2023) [2-2]
100	Gino Garcia (Texas Tech) at West Virginia (09/23/2023) [2-2]
100	Alex Hale (Oklahoma St.) at Iowa St. (09/23/2023) [2-2]
100	Chase Contreras (Iowa St.) vs Oklahoma St. (09/23/2023) [2-2]
100	Seth Keller (Kansas) vs BYU (09/23/2023) [1-1]
100	Will Ferrin (BYU) at Kansas (09/23/2023) [2-2]
100	Zach Schmit (Oklahoma) at Cincinnati (09/23/2023) [2-2]
100	Griffin Kell (TCU) vs SMU (09/23/2023) [2-2]
100	Seth Keller (Kansas) at Nevada (09/16/2023) [1-1]
100	Michael Hayes (West Virginia) vs Pittsburgh (09/16/2023) [1-1]
100	Bert Auburn (Texas) vs Wyoming (09/16/2023) [1-1]
100	Colton Boomer (UCF) vs Villanova (09/16/2023) [2-2]
100	Gino Garcia (Texas Tech) vs Tarleton St. (09/16/2023) [2-2]
100	Zach Schmit (Oklahoma) at Tulsa (09/16/2023) [1-1]
100	Griffin Kell (TCU) vs Nicholls (09/09/2023) [2-2]
100	Carter Brown (Cincinnati) at Pittsburgh (09/09/2023) [2-2]
100	Colton Boomer (UCF) at Boise St. (09/09/2023) [4-4]
100	Seth Keller (Kansas) vs Illinois (09/08/2023) [2-2]



**2023-24 Big 12 Football
Conference Individual Game Highs
All games**

100	Alex Hale (Oklahoma St.) vs Central Ark. (09/02/2023) [2-2]
100	Chris Tennant (Kansas St.) vs Southeast Mo. St. (09/02/2023) [1-1]
100	Carter Brown (Cincinnati) vs Eastern Ky. (09/02/2023) [1-1]
100	Chase Contreras (Iowa St.) vs UNI (09/02/2023) [1-1]
100	Zach Schmit (Oklahoma) vs Arkansas St. (09/02/2023) [1-1]
100	Seth Keller (Kansas) vs Missouri St. (09/01/2023) [2-2]
PAT kicks attempted	
9	Zach Schmit (Oklahoma) at Tulsa (09/16/2023)
9	Carter Brown (Cincinnati) vs Eastern Ky. (09/02/2023)
PAT kicks made	
9	Zach Schmit (Oklahoma) at Tulsa (09/16/2023)
9	Carter Brown (Cincinnati) vs Eastern Ky. (09/02/2023)
PAT kicks pct	
100	Michael Hayes (West Virginia) vs BYU (11/04/2023) [4-4]
100	Will Ferrin (BYU) at West Virginia (11/04/2023) [1-1]
100	Seth Keller (Kansas) at Iowa St. (11/04/2023) [2-2]
100	Chase Contreras (Iowa St.) vs Kansas (11/04/2023) [1-1]
100	Owen Piepergerdes (Kansas) at Iowa St. (11/04/2023) [2-2]
100	Carter Brown (Cincinnati) vs UCF (11/04/2023) [2-2]
100	Colton Boomer (UCF) at Cincinnati (11/04/2023) [4-4]
100	Jack Martin (Houston) at Baylor (11/04/2023) [2-2]
100	Isaiah Hankins (Baylor) vs Houston (11/04/2023) [3-3]
100	Alex Hale (Oklahoma St.) vs Oklahoma (11/04/2023) [3-3]
100	Zach Schmit (Oklahoma) at Oklahoma St. (11/04/2023) [3-3]
100	Bert Auburn (Texas) vs Kansas St. (11/04/2023) [3-3]
100	Chris Tennant (Kansas St.) at Texas (11/04/2023) [3-3]
100	Gino Garcia (Texas Tech) vs TCU (11/02/2023) [3-3]
100	Griffin Kell (TCU) at Texas Tech (11/02/2023) [4-4]
100	Alex Hale (Oklahoma St.) vs Cincinnati (10/28/2023) [6-6]
100	Carter Brown (Cincinnati) at Oklahoma St. (10/28/2023) [1-1]
100	Bert Auburn (Texas) vs BYU (10/28/2023) [5-5]
100	Chase Contreras (Iowa St.) at Baylor (10/28/2023) [3-3]
100	Michael Hayes (West Virginia) at UCF (10/28/2023) [5-5]
100	Colton Boomer (UCF) vs West Virginia (10/28/2023) [4-4]
100	Chris Tennant (Kansas St.) vs Houston (10/28/2023) [5-5]
100	Zach Schmit (Oklahoma) at Kansas (10/28/2023) [3-3]
100	Seth Keller (Kansas) vs Oklahoma (10/28/2023) [2-2]
100	Chris Tennant (Kansas St.) vs TCU (10/21/2023) [5-5]
100	Gino Garcia (Texas Tech) at BYU (10/21/2023) [2-2]
100	Will Ferrin (BYU) vs Texas Tech (10/21/2023) [3-3]
100	Alex Hale (Oklahoma St.) at West Virginia (10/21/2023) [6-6]
100	Michael Hayes (West Virginia) vs Oklahoma St. (10/21/2023) [4-4]
100	Bert Auburn (Texas) at Houston (10/21/2023) [4-4]
100	Jack Martin (Houston) vs Texas (10/21/2023) [3-3]
100	Carter Brown (Cincinnati) vs Baylor (10/21/2023) [3-3]
100	Isaiah Hankins (Baylor) at Cincinnati (10/21/2023) [2-2]
100	Colton Boomer (UCF) at Oklahoma (10/21/2023) [2-2]
100	Zach Schmit (Oklahoma) vs UCF (10/21/2023) [4-4]
100	Chris Tennant (Kansas St.) at Texas Tech (10/14/2023) [5-5]
100	Gino Garcia (Texas Tech) vs Kansas St. (10/14/2023) [3-3]
100	Griffin Kell (TCU) vs BYU (10/14/2023) [5-5]
100	Alex Hale (Oklahoma St.) vs Kansas (10/14/2023) [3-3]
100	Owen Piepergerdes (Kansas) at Oklahoma St. (10/14/2023) [1-1]
100	Chase Contreras (Iowa St.) at Cincinnati (10/14/2023) [3-3]
100	Carter Brown (Cincinnati) vs Iowa St. (10/14/2023) [1-1]
100	Michael Hayes (West Virginia) at Houston (10/12/2023) [4-4]



2023-24 Big 12 Football
Conference Individual Game Highs
All games

100 Jack Martin (Houston) vs West Virginia (10/12/2023) [5-5]
100 Griffin Kell (TCU) at Iowa St. (10/07/2023) [2-2]
100 Gino Garcia (Texas Tech) at Baylor (10/07/2023) [4-4]
100 Chase Contreras (Iowa St.) vs TCU (10/07/2023) [3-3]
100 Colton Boomer (UCF) at Kansas (10/07/2023) [2-2]
100 Owen Piepergerdes (Kansas) vs UCF (10/07/2023) [1-1]
100 Seth Keller (Kansas) vs UCF (10/07/2023) [5-5]
100 Bert Auburn (Texas) vs Oklahoma (N) (10/07/2023) [3-3]
100 Zach Schmit (Oklahoma) vs Texas (N) (10/07/2023) [4-4]
100 Alex Hale (Oklahoma St.) vs Kansas St. (10/06/2023) [2-2]
100 Chris Tennant (Kansas St.) at Oklahoma St. (10/06/2023) [1-1]
100 Michael Hayes (West Virginia) at TCU (09/30/2023) [3-3]
100 Griffin Kell (TCU) vs West Virginia (09/30/2023) [3-3]
100 Zach Schmit (Oklahoma) vs Iowa St. (09/30/2023) [6-6]
100 Chase Contreras (Iowa St.) at Oklahoma (09/30/2023) [2-2]
100 Colton Boomer (UCF) vs Baylor (09/30/2023) [5-5]
100 Isaiah Hankins (Baylor) at UCF (09/30/2023) [2-2]
100 Bert Auburn (Texas) vs Kansas (09/30/2023) [4-4]
100 Seth Keller (Kansas) at Texas (09/30/2023) [2-2]
100 Gino Garcia (Texas Tech) vs Houston (09/30/2023) [7-7]
100 Jack Martin (Houston) at Texas Tech (09/30/2023) [4-4]
100 Carter Brown (Cincinnati) at BYU (09/29/2023) [3-3]
100 Will Ferrin (BYU) vs Cincinnati (09/29/2023) [5-5]
100 Colton Boomer (UCF) at Kansas St. (09/23/2023) [4-4]
100 Bert Auburn (Texas) at Baylor (09/23/2023) [5-5]
100 Jack Martin (Houston) vs Sam Houston (09/23/2023) [5-5]
100 Michael Hayes (West Virginia) vs Texas Tech (09/23/2023) [2-2]
100 Gino Garcia (Texas Tech) at West Virginia (09/23/2023) [1-1]
100 Alex Hale (Oklahoma St.) at Iowa St. (09/23/2023) [3-3]
100 Chase Contreras (Iowa St.) vs Oklahoma St. (09/23/2023) [4-4]
100 Seth Keller (Kansas) vs BYU (09/23/2023) [5-5]
100 Will Ferrin (BYU) at Kansas (09/23/2023) [3-3]
100 Zach Schmit (Oklahoma) at Cincinnati (09/23/2023) [2-2]
100 Griffin Kell (TCU) vs SMU (09/23/2023) [4-4]
100 Michael Hayes (West Virginia) vs Pittsburgh (09/16/2023) [2-2]
100 Seth Keller (Kansas) at Nevada (09/16/2023) [4-4]
100 Jack Martin (Houston) vs TCU (09/16/2023) [1-1]
100 Carter Brown (Cincinnati) vs Miami (OH) (09/16/2023) [1-1]
100 Bert Auburn (Texas) vs Wyoming (09/16/2023) [4-4]
100 Will Ferrin (BYU) at Arkansas (09/16/2023) [5-5]
100 Colton Boomer (UCF) vs Villanova (09/16/2023) [6-6]
100 Alex Hale (Oklahoma St.) vs South Alabama (09/16/2023) [1-1]
100 Gino Garcia (Texas Tech) vs Tarleton St. (09/16/2023) [5-5]
100 Zach Schmit (Oklahoma) at Tulsa (09/16/2023) [9-9]
100 Chase Contreras (Iowa St.) at Ohio (09/16/2023) [1-1]
100 Chris Tennant (Kansas St.) at Missouri (09/16/2023) [3-3]
100 Isaiah Hankins (Baylor) vs LIU (09/16/2023) [4-4]
100 Alex Hale (Oklahoma St.) at Arizona St. (09/09/2023) [3-3]
100 Griffin Kell (TCU) vs Nicholls (09/09/2023) [5-5]
100 Carter Brown (Cincinnati) at Pittsburgh (09/09/2023) [3-3]
100 Jack Martin (Houston) at Rice (09/09/2023) [5-5]
100 Gino Garcia (Texas Tech) vs Oregon (09/09/2023) [3-3]
100 Michael Hayes (West Virginia) vs Duquesne (09/09/2023) [6-6]
100 Danny King (West Virginia) vs Duquesne (09/09/2023) [2-2]
100 Bert Auburn (Texas) at Alabama (09/09/2023) [4-4]
100 Zach Schmit (Oklahoma) vs SMU (09/09/2023) [4-4]
100 Chase Contreras (Iowa St.) vs Iowa (09/09/2023) [1-1]



**2023-24 Big 12 Football
Conference Individual Game Highs
All games**

100	Isaiah Hankins (Baylor) vs Utah (09/09/2023) [1-1]
100	Chris Tennant (Kansas St.) vs Troy (09/09/2023) [6-6]
100	Seth Keller (Kansas) vs Illinois (09/08/2023) [4-4]
100	Will Ferrin (BYU) vs Sam Houston (09/02/2023) [2-2]
100	Michael Hayes (West Virginia) at Penn St. (09/02/2023) [1-1]
100	Chris Tennant (Kansas St.) vs Southeast Mo. St. (09/02/2023) [5-5]
100	Jack Martin (Houston) vs UTSA (09/02/2023) [2-2]
100	Isaiah Hankins (Baylor) vs Texas St. (09/02/2023) [2-2]
100	Alex Hale (Oklahoma St.) vs Central Ark. (09/02/2023) [3-3]
100	Leyton Simmering (Kansas St.) vs Southeast Mo. St. (09/02/2023) [1-1]
100	Gino Garcia (Texas Tech) at Wyoming (09/02/2023) [3-3]
100	Carter Brown (Cincinnati) vs Eastern Ky. (09/02/2023) [9-9]
100	Bert Auburn (Texas) vs Rice (09/02/2023) [4-4]
100	Chase Contreras (Iowa St.) vs UNI (09/02/2023) [3-3]
100	Gavin Marshall (Oklahoma) vs Arkansas St. (09/02/2023) [2-2]
100	Zach Schmit (Oklahoma) vs Arkansas St. (09/02/2023) [8-8]
100	Griffin Kell (TCU) vs Colorado (09/02/2023) [6-6]
100	Seth Keller (Kansas) vs Missouri St. (09/01/2023) [5-5]
100	Owen Piepergerdes (Kansas) vs Missouri St. (09/01/2023) [1-1]
100	Colton Boomer (UCF) vs Kent St. (08/31/2023) [8-8]
Punts	
9	Ryan Rehkow (BYU) vs Sam Houston (09/02/2023)
8	Ryan Rehkow (BYU) vs Texas Tech (10/21/2023)
8	Tyler Perkins (Iowa St.) vs Oklahoma St. (09/23/2023)
8	Hudson Kaak (Oklahoma St.) at Iowa St. (09/23/2023)
8	Wes Pahl (Oklahoma St.) vs South Alabama (09/16/2023)
8	Tyler Perkins (Iowa St.) vs UNI (09/02/2023)
Yards punted	
447	Ryan Rehkow (BYU) vs Sam Houston (09/02/2023) [9-447]
378	Tyler Perkins (Iowa St.) vs UNI (09/02/2023) [8-378]
Longest punt	
70	Ryan Rehkow (BYU) vs Texas Tech (10/21/2023)
70	Tyler Perkins (Iowa St.) vs UNI (09/02/2023)
Punting avg	
57	Jack Blumer (Kansas St.) vs UCF (09/23/2023) [57-1]
Punt returns	
6	Xavier Townsend (UCF) vs Villanova (09/16/2023)
5	Hobbs Nyberg (BYU) vs Sam Houston (09/02/2023)
Punt return yards	
94	Xavier Townsend (UCF) vs Villanova (09/16/2023)
90	Gavin Freeman (Oklahoma) vs Arkansas St. (09/02/2023)
Longest punt return	
82	Trevor Wilson (Kansas) vs UCF (10/07/2023)
82	Gavin Freeman (Oklahoma) vs Arkansas St. (09/02/2023)
Punt return avg	
82	Trevor Wilson (Kansas) vs UCF (10/07/2023) [82-1]
48	Malik Fleming (Houston) vs UTSA (09/02/2023) [48-1]
Kick returns	
6	Corey Gordon Jr. (Baylor) vs Texas St. (09/02/2023)
Kick return yards	
145	Corey Gordon Jr. (Baylor) vs Texas St. (09/02/2023)
140	Major Everhart (TCU) vs Colorado (09/02/2023)
Kick return avg	
61.5	Matthew Golden (Houston) vs West Virginia (10/12/2023) [123-2]
56	Drae McCray (Texas Tech) vs Houston (09/30/2023) [112-2]



**2023-24 Big 12 Football
Conference Individual Game Highs
All games**

Longest kick return	
100	Matthew Golden (Houston) vs West Virginia (10/12/2023)
100	Drae McCray (Texas Tech) vs Houston (09/30/2023)
Kick return TDs	
1	Matthew Golden (Houston) vs West Virginia (10/12/2023)
1	Drae McCray (Texas Tech) vs Houston (09/30/2023)
1	Matthew Golden (Houston) vs TCU (09/16/2023)
Combined PR/KR yards	
145	Corey Gordon Jr. (Baylor) vs Texas St. (09/02/2023) [0pr,145kr]
140	Major Everhart (TCU) vs Colorado (09/02/2023) [0pr,140kr]
Interceptions	
2	Jacob Parrish (Kansas St.) at Texas (11/04/2023)
2	Dadrion Taylor-Demerson (Texas Tech) vs TCU (11/02/2023)
2	Beanie Bishop Jr. (West Virginia) at UCF (10/28/2023)
2	Kobe Savage (Kansas St.) at Texas Tech (10/14/2023)
2	Beau Freyler (Iowa St.) vs TCU (10/07/2023)
2	Cameron Epps (Oklahoma St.) vs Kansas St. (10/06/2023)
2	Malik Dunlap (Texas Tech) vs Tarleton St. (09/16/2023)
2	Jakob Robinson (BYU) vs Sam Houston (09/02/2023)
2	Malik Fleming (Houston) vs UTSA (09/02/2023)
2	Jeremiah Cooper (Iowa St.) vs UNI (09/02/2023)
Interception return yds	
88	Jeremiah Cooper (Iowa St.) vs UNI (09/02/2023)
56	Malik Dunlap (Texas Tech) vs Tarleton St. (09/16/2023)
Interception return avg	
53	Josh Newton (TCU) vs SMU (09/23/2023) [53-1]
50	Ra'Mello Dotson (Kansas) at Iowa St. (11/04/2023) [50-1]
Longest interception rtn	
58	Jeremiah Cooper (Iowa St.) vs UNI (09/02/2023)
54	Malik Dunlap (Texas Tech) vs Tarleton St. (09/16/2023)
All-purpose yards	
293	DJ Giddens (Kansas St.) vs UCF (09/23/2023)
292	Ollie Gordon (Oklahoma St.) vs Cincinnati (10/28/2023)
Tackles	
17	Nickolas Martin (Oklahoma St.) at West Virginia (10/21/2023) [10-7]
17	Nickolas Martin (Oklahoma St.) vs Kansas St. (10/06/2023) [10-7]
17	Danny Stutsman (Oklahoma) vs SMU (09/09/2023) [5-12]
Sacks	
3	Steve Linton (Texas Tech) at Baylor (10/07/2023) [0-3]
2.5	Tre'mon Morris-Brash (UCF) at Cincinnati (11/04/2023) [1-2]
2.5	Nelson Ceaser (Houston) at Baylor (11/04/2023) [1-2]
2.5	Collin Oliver (Oklahoma St.) vs Kansas (10/14/2023) [1-2]
Tackles for loss	
3.5	Matt Jones (Baylor) at UCF (09/30/2023) [3-1]
3.5	Matt Jones (Baylor) vs Texas (09/23/2023) [3-1]
3.5	Danny Stutsman (Oklahoma) at Cincinnati (09/23/2023) [3-1]



**2023-24 Big 12 Football
Conference Individual Game Highs
All games**

200-Yard Rushing Performances

- 282 Ollie Gordon (Oklahoma St.) at West Virginia (10/21/2023)
- 271 Ollie Gordon (Oklahoma St.) vs Cincinnati (10/28/2023)
- 218 Jonathon Brooks (Texas) vs Kansas (09/30/2023)
- 207 DJ Giddens (Kansas St.) vs UCF (09/23/2023)

100-Yard Rushing Performances

- 282 Ollie Gordon (Oklahoma St.) at West Virginia (10/21/2023)
- 271 Ollie Gordon (Oklahoma St.) vs Cincinnati (10/28/2023)
- 218 Jonathon Brooks (Texas) vs Kansas (09/30/2023)
- 207 DJ Giddens (Kansas St.) vs UCF (09/23/2023)
- 170 Tahj Brooks (Texas Tech) at Baylor (10/07/2023)
- 168 Ollie Gordon (Oklahoma St.) vs Kansas (10/14/2023)
- 164 RJ Harvey (UCF) at Cincinnati (11/04/2023)
- 164 Jonathon Brooks (Texas) vs Wyoming (09/16/2023)
- 164 Emani Bailey (TCU) vs Colorado (09/02/2023)
- 158 Tahj Brooks (Texas Tech) vs Tarleton St. (09/16/2023)
- 154 Devin Neal (Kansas) vs UCF (10/07/2023)
- 153 Corey Kiner (Cincinnati) at Pittsburgh (09/09/2023)
- 152 Emani Bailey (TCU) at Iowa St. (10/07/2023)
- 149 Tahj Brooks (Texas Tech) at West Virginia (09/23/2023)
- 146 Jahiem White (West Virginia) vs BYU (11/04/2023)
- 146 Tahj Brooks (Texas Tech) vs TCU (11/02/2023)
- 146 Tawee Walker (Oklahoma) at Kansas (10/28/2023)
- 138 Ollie Gordon (Oklahoma St.) vs Oklahoma (11/04/2023)
- 136 Ollie Gordon (Oklahoma St.) vs Kansas St. (10/06/2023)
- 134 Daniel Hishaw (Kansas) vs UCF (10/07/2023)
- 133 RJ Harvey (UCF) at Kansas (10/07/2023)
- 129 Corey Kiner (Cincinnati) vs Baylor (10/21/2023)
- 129 Jonathon Brooks (Texas) vs Oklahoma (N) (10/07/2023)
- 128 DJ Giddens (Kansas St.) vs Southeast Mo. St. (09/02/2023)
- 126 Emani Bailey (TCU) vs SMU (09/23/2023)
- 126 Emani Bailey (TCU) at Houston (09/16/2023)
- 121 CJ Donaldson (West Virginia) at UCF (10/28/2023)
- 121 Ollie Gordon (Oklahoma St.) at Iowa St. (09/23/2023)
- 120 Devin Neal (Kansas) vs Illinois (09/08/2023)
- 118 Treshaun Ward (Kansas St.) at Texas Tech (10/14/2023)
- 117 Garrett Greene (West Virginia) vs Oklahoma St. (10/21/2023)
- 117 Tawee Walker (Oklahoma) vs SMU (09/09/2023)
- 114 Corey Kiner (Cincinnati) vs UCF (11/04/2023)
- 113 Ryan Montgomery (Cincinnati) vs UCF (11/04/2023)
- 113 Dillon Gabriel (Oklahoma) vs Texas (N) (10/07/2023)
- 112 Jonathon Brooks (Texas) vs Kansas St. (11/04/2023)
- 112 Devin Neal (Kansas) vs Oklahoma (10/28/2023)
- 111 Gavin Sawchuk (Oklahoma) at Oklahoma St. (11/04/2023)
- 111 Cam'Ron Valdez (Texas Tech) vs Houston (09/30/2023)
- 111 Dawson Pendergrass (Baylor) vs LIU (09/16/2023)
- 110 Jahiem White (West Virginia) vs Duquesne (09/09/2023)
- 106 Jonathon Brooks (Texas) at Baylor (09/23/2023)
- 105 Johnny Richardson (UCF) vs Baylor (09/30/2023)
- 105 Parker Jenkins (Houston) vs Sam Houston (09/23/2023)
- 105 Corey Kiner (Cincinnati) vs Eastern Ky. (09/02/2023)
- 104 Will Howard (Kansas St.) at Oklahoma St. (10/06/2023)
- 104 Ryan Montgomery (Cincinnati) vs Miami (OH) (09/16/2023)
- 103 Myles Montgomery (Cincinnati) vs Baylor (10/21/2023)
- 102 CJ Donaldson (West Virginia) vs BYU (11/04/2023)
- 102 CJ Donaldson (West Virginia) vs Pittsburgh (09/16/2023)



**2023-24 Big 12 Football
Conference Individual Game Highs
All games**

- 101 Tahj Brooks (Texas Tech) at BYU (10/21/2023)
- 101 RJ Harvey (UCF) at Oklahoma (10/21/2023)
- 101 Tahj Brooks (Texas Tech) vs Houston (09/30/2023)
- 101 Emory Jones (Cincinnati) vs Miami (OH) (09/16/2023)
- 101 Tyler Shough (Texas Tech) vs Oregon (09/09/2023)
- 100 RJ Harvey (UCF) vs West Virginia (10/28/2023)
- 100 Emani Bailey (TCU) at Kansas St. (10/21/2023)
- 100 Richard Reese (Baylor) at UCF (09/30/2023)
- 100 Johnny Richardson (UCF) vs Kent St. (08/31/2023)

Number of 100-Yard Rushing Performances

- 6 Ollie Gordon, Oklahoma St.
- 6 Tahj Brooks, Texas Tech
- 5 Jonathon Brooks, Texas
- 5 Emani Bailey, TCU
- 4 RJ Harvey, UCF
- 4 Corey Kiner, Cincinnati
- 3 Devin Neal, Kansas
- 3 CJ Donaldson, West Virginia
- 2 DJ Giddens, Kansas St.
- 2 Jahiem White, West Virginia
- 2 Tawee Walker, Oklahoma
- 2 Ryan Montgomery, Cincinnati
- 2 Johnny Richardson, UCF
- 1 Daniel Hishaw, Kansas
- 1 Treshaun Ward, Kansas St.
- 1 Garrett Greene, West Virginia
- 1 Dillon Gabriel, Oklahoma
- 1 Gavin Sawchuk, Oklahoma
- 1 Cam'Ron Valdez, Texas Tech
- 1 Dawson Pendergrass, Baylor
- 1 Parker Jenkins, Houston
- 1 Will Howard, Kansas St.
- 1 Myles Montgomery, Cincinnati
- 1 Emory Jones, Cincinnati
- 1 Tyler Shough, Texas Tech
- 1 Richard Reese, Baylor

500-Yard Passing Performances

400-Yard Passing Performances

- 439 Josh Hoover (TCU) vs BYU (10/14/2023)
- 421 Dillon Gabriel (Oklahoma) at Tulsa (09/16/2023)
- 410 Jason Bean (Kansas) at Oklahoma St. (10/14/2023)

300-Yard Passing Performances

- 439 Josh Hoover (TCU) vs BYU (10/14/2023)
- 421 Dillon Gabriel (Oklahoma) at Tulsa (09/16/2023)
- 410 Jason Bean (Kansas) at Oklahoma St. (10/14/2023)
- 391 Garrett Greene (West Virginia) at Houston (10/12/2023)
- 378 Donovan Smith (Houston) vs Texas (10/21/2023)
- 366 Dillon Gabriel (Oklahoma) vs Iowa St. (09/30/2023)
- 357 Kedon Slovis (BYU) at Kansas (09/23/2023)
- 353 Josh Hoover (TCU) at Texas Tech (11/02/2023)
- 349 Quinn Ewers (Texas) at Alabama (09/09/2023)
- 348 Rocco Becht (Iowa St.) vs Oklahoma St. (09/23/2023)
- 348 Kedon Slovis (BYU) vs Southern Utah (09/09/2023)
- 346 Quinn Ewers (Texas) vs Oklahoma (N) (10/07/2023)
- 345 Emory Jones (Cincinnati) vs Eastern Ky. (09/02/2023)
- 344 Dillon Gabriel (Oklahoma) at Oklahoma St. (11/04/2023)



**2023-24 Big 12 Football
Conference Individual Game Highs
All games**

- 338 Tyler Shough (Texas Tech) at Wyoming (09/02/2023)
- 336 Alan Bowman (Oklahoma St.) vs Kansas (10/14/2023)
- 336 Donovan Smith (Houston) at Texas Tech (09/30/2023)
- 334 Alan Bowman (Oklahoma St.) vs Oklahoma (11/04/2023)
- 327 Will Howard (Kansas St.) at Texas (11/04/2023)
- 325 Quinn Ewers (Texas) vs Kansas (09/30/2023)
- 324 Blake Shapen (Baylor) vs Texas Tech (10/07/2023)
- 322 Dillon Gabriel (Oklahoma) at Cincinnati (09/23/2023)
- 321 Timmy McClain (UCF) vs Villanova (09/16/2023)
- 316 Blake Shapen (Baylor) at Cincinnati (10/21/2023)
- 314 Chandler Morris (TCU) at Houston (09/16/2023)
- 308 Dillon Gabriel (Oklahoma) vs Arkansas St. (09/02/2023)
- 303 Blake Shapen (Baylor) vs Texas St. (09/02/2023)

Number of 300-Yard Passing Performances

- 5 Dillon Gabriel, Oklahoma
- 3 Quinn Ewers, Texas
- 3 Blake Shapen, Baylor
- 2 Josh Hoover, TCU
- 2 Donovan Smith, Houston
- 2 Kedon Slovis, BYU
- 2 Alan Bowman, Oklahoma St.
- 1 Jason Bean, Kansas
- 1 Garrett Greene, West Virginia
- 1 Rocco Becht, Iowa St.
- 1 Emory Jones, Cincinnati
- 1 Tyler Shough, Texas Tech
- 1 Will Howard, Kansas St.
- 1 Timmy McClain, UCF
- 1 Chandler Morris, TCU

200-Yard Receiving Performances

100-Yard Receiving Performances

- 177 Hudson Clement (West Virginia) vs Duquesne (09/09/2023)
- 172 Jayden Higgins (Iowa St.) at Cincinnati (10/14/2023)
- 150 Monaray Baldwin (Baylor) at UCF (09/30/2023)
- 149 Adonai Mitchell (Texas) vs Kansas St. (11/04/2023)
- 149 Leon Johnson III (Oklahoma St.) vs Cincinnati (10/28/2023)
- 149 Xzavier Henderson (Cincinnati) vs Eastern Ky. (09/02/2023)
- 147 Kobe Hudson (UCF) vs Villanova (09/16/2023)
- 146 Jaylin Noel (Iowa St.) vs Oklahoma St. (09/23/2023)
- 141 Adonai Mitchell (Texas) vs Kansas (09/30/2023)
- 140 Xzavier Henderson (Cincinnati) vs Miami (OH) (09/16/2023)
- 138 Kobe Hudson (UCF) at Kansas St. (09/23/2023)
- 138 Samuel Brown (Houston) at Rice (09/09/2023)
- 136 Rashod Owens (Oklahoma St.) vs Oklahoma (11/04/2023)
- 134 Drake Stoops (Oklahoma) at Oklahoma St. (11/04/2023)
- 134 Javon Baker (UCF) at Oklahoma (10/21/2023)
- 134 Kobe Hudson (UCF) at Boise St. (09/09/2023)
- 131 Chase Roberts (BYU) vs Cincinnati (09/29/2023)
- 130 Ketron Jackson Jr. (Baylor) at Cincinnati (10/21/2023)
- 130 Jalil Farooq (Oklahoma) vs Texas (N) (10/07/2023)
- 126 Monaray Baldwin (Baylor) vs Texas Tech (10/07/2023)
- 126 Jalil Farooq (Oklahoma) at Tulsa (09/16/2023)
- 120 Nic Anderson (Oklahoma) at Tulsa (09/16/2023)
- 119 RJ Garcia II (Kansas St.) vs Southeast Mo. St. (09/02/2023)
- 117 Monaray Baldwin (Baylor) vs Iowa St. (10/28/2023)
- 117 Andre Anthony (Oklahoma) at Cincinnati (09/23/2023)



**2023-24 Big 12 Football
Conference Individual Game Highs
All games**

- 116 Ollie Gordon (Oklahoma St.) vs Kansas (10/14/2023)
- 116 Devin Carter (West Virginia) at Houston (10/12/2023)
- 115 Jordan Whittington (Texas) vs Oklahoma (N) (10/07/2023)
- 114 Braden Smith (Cincinnati) vs UCF (11/04/2023)
- 114 Ja'Tavion Sanders (Texas) at Alabama (09/09/2023)
- 113 Javon Baker (UCF) vs Baylor (09/30/2023)
- 113 Samuel Brown (Houston) at Texas Tech (09/30/2023)
- 112 Lawrence Arnold (Kansas) at Iowa St. (11/04/2023)
- 112 Rashod Owens (Oklahoma St.) vs Kansas (10/14/2023)
- 112 Andre Anthony (Oklahoma) at Tulsa (09/16/2023)
- 112 Isaac Rex (BYU) vs Southern Utah (09/09/2023)
- 110 Ja'Tavion Sanders (Texas) at Baylor (09/23/2023)
- 108 Xavier Worthy (Texas) vs Oklahoma (N) (10/07/2023)
- 106 Samuel Brown (Houston) vs UTSA (09/02/2023)
- 105 Nic Anderson (Oklahoma) vs UCF (10/21/2023)
- 104 JP Richardson (TCU) vs BYU (10/14/2023)
- 102 Coy Eakin (Texas Tech) vs Kansas St. (10/14/2023)
- 101 Drake Dabney (Baylor) vs Texas St. (09/02/2023)
- 100 Ben Sinnott (Kansas St.) vs Southeast Mo. St. (09/02/2023)

Number of 100-Yard Receiving Performances

- 3 Monaray Baldwin, Baylor
- 3 Kobe Hudson, UCF
- 3 Samuel Brown, Houston
- 2 Adonai Mitchell, Texas
- 2 Xzavier Henderson, Cincinnati
- 2 Rashod Owens, Oklahoma St.
- 2 Javon Baker, UCF
- 2 Jalil Farooq, Oklahoma
- 2 Nic Anderson, Oklahoma
- 2 Andre Anthony, Oklahoma
- 2 Ja'Tavion Sanders, Texas
- 1 Hudson Clement, West Virginia
- 1 Jayden Higgins, Iowa St.
- 1 Leon Johnson III, Oklahoma St.
- 1 Jaylin Noel, Iowa St.
- 1 Drake Stoops, Oklahoma
- 1 Chase Roberts, BYU
- 1 Ketron Jackson Jr., Baylor
- 1 RJ Garcia II, Kansas St.
- 1 Ollie Gordon, Oklahoma St.
- 1 Devin Carter, West Virginia
- 1 Jordan Whittington, Texas
- 1 Braden Smith, Cincinnati
- 1 Lawrence Arnold, Kansas
- 1 Isaac Rex, BYU
- 1 Xavier Worthy, Texas
- 1 JP Richardson, TCU
- 1 Coy Eakin, Texas Tech
- 1 Drake Dabney, Baylor
- 1 Ben Sinnott, Kansas St.



2023-24 Big 12 Football
Team Highs
All games

POINTS	73	Oklahoma vs Arkansas St. (09/02/2023)
POINTS SCORED KICKING	17	Oklahoma St. vs Kansas St. (10/06/2023)
TOUCHDOWNS	10	Oklahoma vs Arkansas St. (09/02/2023)
TOTAL OFFENSE YARDS	723	UCF vs Kent St. (08/31/2023)
TOTAL OFFENSE PLAYS	91	Cincinnati vs Miami (OH) (09/16/2023)
TOTAL OFFENSE YARDS/PLAY	9.4	Oklahoma at Tulsa (09/16/2023)
RUSHING YARDS	399	Kansas vs UCF (10/07/2023)
RUSHING ATTEMPTS	57	Cincinnati vs Miami (OH) (09/16/2023)
YARDS PER RUSH	8.5	Oklahoma St. at West Virginia (10/21/2023)
RUSHING TDS	6	Kansas St. vs UCF (09/23/2023)
	6	Oklahoma vs Arkansas St. (09/02/2023)
LONGEST RUSH	79	UCF vs Baylor (09/30/2023)
PASSING YARDS	476	Oklahoma at Tulsa (09/16/2023)
PASSING ATTEMPTS	59	TCU vs BYU (10/14/2023)
PASSING TDS	6	Oklahoma at Tulsa (09/16/2023)
	6	Cincinnati vs Eastern Ky. (09/02/2023)
LONGEST PASS	86	UCF at Oklahoma (10/21/2023)
PASSES COMPLETED	38	TCU vs BYU (10/14/2023)
HAD INTERCEPTED	4	TCU at Iowa St. (10/07/2023)
PASS COMPLETION PCT	90.9	Oklahoma vs Arkansas St. (09/02/2023)
PASSING YARDS/ATTEMPT	16.2	Cincinnati vs Eastern Ky. (09/02/2023)
YARDS PER CATCH	20.5	Kansas at Iowa St. (11/04/2023)
FIELD GOAL ATTEMPTS	6	Oklahoma St. vs Kansas St. (10/06/2023)
FIELD GOALS MADE	5	Oklahoma St. vs Kansas St. (10/06/2023)
LONGEST FIELD GOAL	57	TCU vs Nicholls (09/09/2023)



**2023-24 Big 12 Football
Team Highs
All games**

FIELD GOAL PCT	100.0	West Virginia vs BYU (11/04/2023)
	100.0	Iowa St. vs Kansas (11/04/2023)
	100.0	Cincinnati vs UCF (11/04/2023)
	100.0	Oklahoma St. vs Oklahoma (11/04/2023)
	100.0	Texas vs Kansas St. (11/04/2023)
	100.0	Texas Tech vs TCU (11/02/2023)
	100.0	BYU at Texas (10/28/2023)
	100.0	Iowa St. at Baylor (10/28/2023)
	100.0	West Virginia at UCF (10/28/2023)
	100.0	Kansas St. vs TCU (10/21/2023)
	100.0	TCU at Kansas St. (10/21/2023)
	100.0	BYU vs Texas Tech (10/21/2023)
	100.0	West Virginia vs Oklahoma St. (10/21/2023)
	100.0	Houston vs Texas (10/21/2023)
	100.0	Texas at Houston (10/21/2023)
	100.0	Baylor at Cincinnati (10/21/2023)
	100.0	UCF at Oklahoma (10/21/2023)
	100.0	Kansas St. at Texas Tech (10/14/2023)
	100.0	BYU at TCU (10/14/2023)
	100.0	TCU vs BYU (10/14/2023)
	100.0	Cincinnati vs Iowa St. (10/14/2023)
	100.0	Iowa St. at Cincinnati (10/14/2023)
	100.0	West Virginia at Houston (10/12/2023)
	100.0	Baylor vs Texas Tech (10/07/2023)
	100.0	Texas Tech at Baylor (10/07/2023)
	100.0	Texas vs Oklahoma (N) (10/07/2023)
	100.0	Iowa St. at Oklahoma (09/30/2023)
	100.0	Cincinnati at BYU (09/29/2023)
	100.0	Baylor vs Texas (09/23/2023)
	100.0	Texas Tech at West Virginia (09/23/2023)
	100.0	West Virginia vs Texas Tech (09/23/2023)
	100.0	Iowa St. vs Oklahoma St. (09/23/2023)
	100.0	Oklahoma St. at Iowa St. (09/23/2023)
	100.0	BYU at Kansas (09/23/2023)
	100.0	Kansas vs BYU (09/23/2023)
	100.0	Oklahoma at Cincinnati (09/23/2023)
	100.0	TCU vs SMU (09/23/2023)
	100.0	Kansas at Nevada (09/16/2023)
	100.0	West Virginia vs Pittsburgh (09/16/2023)
	100.0	Texas vs Wyoming (09/16/2023)
	100.0	UCF vs Villanova (09/16/2023)
	100.0	Texas Tech vs Tarleton St. (09/16/2023)
	100.0	Oklahoma at Tulsa (09/16/2023)
	100.0	TCU vs Nicholls (09/09/2023)
	100.0	Cincinnati at Pittsburgh (09/09/2023)
	100.0	UCF at Boise St. (09/09/2023)
	100.0	Kansas vs Illinois (09/08/2023)
	100.0	Kansas St. vs Southeast Mo. St. (09/02/2023)
	100.0	Oklahoma St. vs Central Ark. (09/02/2023)
	100.0	Cincinnati vs Eastern Ky. (09/02/2023)
100.0	Iowa St. vs UNI (09/02/2023)	
100.0	Oklahoma vs Arkansas St. (09/02/2023)	
100.0	Kansas vs Missouri St. (09/01/2023)	
PAT KICKS ATTEMPTED	10	Oklahoma vs Arkansas St. (09/02/2023)
PAT KICKS MADE	10	Oklahoma vs Arkansas St. (09/02/2023)



2023-24 Big 12 Football
Team Highs
All games

PAT KICKS PCT	
	100.0 BYU at West Virginia (11/04/2023)
	100.0 West Virginia vs BYU (11/04/2023)
	100.0 Iowa St. vs Kansas (11/04/2023)
	100.0 Kansas at Iowa St. (11/04/2023)
	100.0 UCF at Cincinnati (11/04/2023)
	100.0 Cincinnati vs UCF (11/04/2023)
	100.0 Baylor vs Houston (11/04/2023)
	100.0 Houston at Baylor (11/04/2023)
	100.0 Oklahoma at Oklahoma St. (11/04/2023)
	100.0 Oklahoma St. vs Oklahoma (11/04/2023)
	100.0 Kansas St. at Texas (11/04/2023)
	100.0 Texas vs Kansas St. (11/04/2023)
	100.0 TCU at Texas Tech (11/02/2023)
	100.0 Texas Tech vs TCU (11/02/2023)
	100.0 Cincinnati at Oklahoma St. (10/28/2023)
	100.0 Oklahoma St. vs Cincinnati (10/28/2023)
	100.0 Texas vs BYU (10/28/2023)
	100.0 Iowa St. at Baylor (10/28/2023)
	100.0 West Virginia at UCF (10/28/2023)
	100.0 UCF vs West Virginia (10/28/2023)
	100.0 Kansas vs Oklahoma (10/28/2023)
	100.0 Oklahoma at Kansas (10/28/2023)
	100.0 Kansas St. vs TCU (10/21/2023)
	100.0 BYU vs Texas Tech (10/21/2023)
	100.0 Texas Tech at BYU (10/21/2023)
	100.0 Oklahoma St. at West Virginia (10/21/2023)
	100.0 West Virginia vs Oklahoma St. (10/21/2023)
	100.0 Houston vs Texas (10/21/2023)
	100.0 Texas at Houston (10/21/2023)
	100.0 Cincinnati vs Baylor (10/21/2023)
	100.0 Baylor at Cincinnati (10/21/2023)
	100.0 UCF at Oklahoma (10/21/2023)
	100.0 Oklahoma vs UCF (10/21/2023)
	100.0 Kansas St. at Texas Tech (10/14/2023)
	100.0 Texas Tech vs Kansas St. (10/14/2023)
	100.0 Oklahoma St. vs Kansas (10/14/2023)
	100.0 TCU vs BYU (10/14/2023)
	100.0 Cincinnati vs Iowa St. (10/14/2023)
	100.0 Iowa St. at Cincinnati (10/14/2023)
	100.0 Houston vs West Virginia (10/12/2023)
	100.0 West Virginia at Houston (10/12/2023)
	100.0 TCU at Iowa St. (10/07/2023)
	100.0 Texas Tech at Baylor (10/07/2023)
	100.0 Iowa St. vs TCU (10/07/2023)
	100.0 UCF at Kansas (10/07/2023)
	100.0 Kansas vs UCF (10/07/2023)
	100.0 Texas vs Oklahoma (N) (10/07/2023)
	100.0 Oklahoma vs Texas (N) (10/07/2023)
	100.0 Kansas St. at Oklahoma St. (10/06/2023)
	100.0 Oklahoma St. vs Kansas St. (10/06/2023)
	100.0 TCU vs West Virginia (09/30/2023)
	100.0 West Virginia at TCU (09/30/2023)
	100.0 Oklahoma vs Iowa St. (09/30/2023)
	100.0 Iowa St. at Oklahoma (09/30/2023)
	100.0 Baylor at UCF (09/30/2023)
	100.0 UCF vs Baylor (09/30/2023)



**2023-24 Big 12 Football
Team Highs
All games**

2 POINTS PATS MADE	2	Baylor at UCF (09/30/2023)
PUNTS	9	Oklahoma St. vs South Alabama (09/16/2023)
	9	BYU vs Sam Houston (09/02/2023)
LONGEST PUNT	70	BYU vs Texas Tech (10/21/2023)
	70	Iowa St. vs UNI (09/02/2023)
YARDS PUNTED	447	BYU vs Sam Houston (09/02/2023)
PUNTING AVG	57.0	Kansas St. vs UCF (09/23/2023)
PUNT RETURNS	6	UCF vs Villanova (09/16/2023)
PUNT RETURN YARDS	94	UCF vs Villanova (09/16/2023)
PUNT RETURN AVG	82.0	Kansas vs UCF (10/07/2023)
LONGEST PUNT RETURN	82	Kansas vs UCF (10/07/2023)
	82	Oklahoma vs Arkansas St. (09/02/2023)
KICK RETURN	6	Kansas vs Oklahoma (10/28/2023)
	6	Houston vs TCU (09/16/2023)
	6	Baylor vs Texas St. (09/02/2023)
KICK RETURN YARDS	201	Houston vs TCU (09/16/2023)
KICK RETURN AVERAGE	56.0	Texas Tech vs Houston (09/30/2023)
LONGEST KICK RETURN	100	Houston vs West Virginia (10/12/2023)
	100	Texas Tech vs Houston (09/30/2023)
KICK RETURN TDS	1	Houston vs West Virginia (10/12/2023)
	1	Texas Tech vs Houston (09/30/2023)
	1	Houston vs TCU (09/16/2023)
INTERCEPTIONS	5	Oklahoma at Tulsa (09/16/2023)
INTERCEPTION RETURN YARDS	92	BYU vs Texas Tech (10/21/2023)
INTERCEPTION RETURN AVERAGE	50.0	Kansas at Iowa St. (11/04/2023)
LONGEST INTERCEPTION RETURN	58	Iowa St. vs UNI (09/02/2023)
INTERCEPTION RETURN TDS	1	Kansas at Iowa St. (11/04/2023)
	1	Kansas vs Oklahoma (10/28/2023)
	1	TCU vs BYU (10/14/2023)
	1	Oklahoma St. vs Kansas St. (10/06/2023)
	1	Oklahoma vs Iowa St. (09/30/2023)
	1	BYU vs Cincinnati (09/29/2023)
	1	Kansas vs BYU (09/23/2023)
	1	Texas vs Wyoming (09/16/2023)
	1	Texas Tech vs Tarleton St. (09/16/2023)
	1	Oklahoma at Tulsa (09/16/2023)
	1	Iowa St. vs UNI (09/02/2023)
FUMBLES LOST	2	Oklahoma at Oklahoma St. (11/04/2023)
	2	Oklahoma at Kansas (10/28/2023)
	2	Texas Tech at BYU (10/21/2023)
	2	West Virginia vs Oklahoma St. (10/21/2023)
	2	Texas at Baylor (09/23/2023)
	2	West Virginia vs Duquesne (09/09/2023)
FUMBLES RECOVERED	2	Oklahoma St. vs Oklahoma (11/04/2023)
	2	Kansas vs Oklahoma (10/28/2023)
	2	BYU vs Texas Tech (10/21/2023)
	2	Oklahoma St. at West Virginia (10/21/2023)
	2	Baylor vs Texas (09/23/2023)
	2	Baylor vs Texas St. (09/02/2023)
	2	Texas Tech at Wyoming (09/02/2023)
SACKED BY OPP	6	Baylor vs Texas Tech (10/07/2023)
	6	Houston vs TCU (09/16/2023)
QB SACKS	8	Cincinnati vs Oklahoma (09/23/2023)
TURNOVERS COMMITTED	5	Texas Tech at BYU (10/21/2023)



**2023-24 Big 12 Football
Team Highs
All games**

TURNOVERS CAUSED	5	BYU vs Texas Tech (10/21/2023)
	5	Oklahoma at Tulsa (09/16/2023)
KICKS BLOCKED	2	Kansas at Oklahoma St. (10/14/2023)
	2	TCU vs West Virginia (09/30/2023)
FIRST DOWNS	16	Oklahoma vs Arkansas St. (09/02/2023)
1ST DOWN RUSHING	20	Kansas St. vs TCU (10/21/2023)
1ST DOWN PASSING	23	TCU vs BYU (10/14/2023)
1ST DOWN BY PENALTY	6	Texas Tech vs Oregon (09/09/2023)
PENALTIES	11	Oklahoma at Kansas (10/28/2023)
	11	Houston vs Sam Houston (09/23/2023)
PENALTIES YARDS	101	Oklahoma at Kansas (10/28/2023)



**2023-24 Big 12 Football
Team Lows
All games**

TOTAL OFFENSE YARDS	208	Houston at Kansas St. (10/28/2023)
	208	Oklahoma St. vs South Alabama (09/16/2023)
TOTAL OFFENSE YARDS/PLAY	3.3	Oklahoma St. vs South Alabama (09/16/2023)
RUSHING YARDS	9	BYU at Kansas (09/23/2023)
RUSHING ATTEMPTS	19	Houston vs Texas (10/21/2023)
YARDS PER RUSH	0.4	BYU at Kansas (09/23/2023)
LONGEST RUSH	7	BYU at Kansas (09/23/2023)
PASSING ATTEMPTS	11	West Virginia vs Pittsburgh (09/16/2023)
PASSING YARDS	60	West Virginia vs Pittsburgh (09/16/2023)
YARDS PER COMPLETION	6.3	Houston at Kansas St. (10/28/2023)
PASSES COMPLETED	6	West Virginia vs Pittsburgh (09/16/2023)
PASS COMPLETION PCT	34.9	Texas Tech at West Virginia (09/23/2023)
LONGEST PASS	15	West Virginia vs Pittsburgh (09/16/2023)
	15	Oklahoma St. vs South Alabama (09/16/2023)
FIRST DOWNS	1	Cincinnati vs Iowa St. (10/14/2023)
1ST DOWN RUSHING	1	BYU at Kansas (09/23/2023)
	1	BYU vs Southern Utah (09/09/2023)
1ST DOWN PASSING	3	West Virginia vs Pittsburgh (09/16/2023)
1ST DOWN BY PENALTY	0	Cincinnati vs UCF (11/04/2023)
	0	Baylor vs Houston (11/04/2023)
	0	Oklahoma at Oklahoma St. (11/04/2023)
	0	Texas vs Kansas St. (11/04/2023)
	0	Texas vs BYU (10/28/2023)
	0	Iowa St. at Baylor (10/28/2023)
	0	Houston at Kansas St. (10/28/2023)
	0	BYU vs Texas Tech (10/21/2023)
	0	Texas at Houston (10/21/2023)
	0	Cincinnati vs Baylor (10/21/2023)
	0	Kansas at Oklahoma St. (10/14/2023)
	0	Oklahoma St. vs Kansas (10/14/2023)
	0	TCU at Iowa St. (10/07/2023)
	0	UCF at Kansas (10/07/2023)
	0	Kansas St. at Oklahoma St. (10/06/2023)
	0	Oklahoma St. vs Kansas St. (10/06/2023)
	0	TCU vs West Virginia (09/30/2023)
	0	Iowa St. at Oklahoma (09/30/2023)
	0	Texas vs Kansas (09/30/2023)
	0	Houston at Texas Tech (09/30/2023)
	0	Cincinnati at BYU (09/29/2023)
	0	Texas Tech at West Virginia (09/23/2023)
	0	Oklahoma St. at Iowa St. (09/23/2023)
	0	TCU vs SMU (09/23/2023)
	0	Texas vs Wyoming (09/16/2023)
	0	UCF vs Villanova (09/16/2023)
	0	Oklahoma St. vs South Alabama (09/16/2023)
	0	TCU vs Nicholls (09/09/2023)
	0	Oklahoma vs SMU (09/09/2023)
	0	Iowa St. vs Iowa (09/09/2023)
	0	BYU vs Sam Houston (09/02/2023)
	0	West Virginia at Penn St. (09/02/2023)
	0	Texas Tech at Wyoming (09/02/2023)
	0	Cincinnati vs Eastern Ky. (09/02/2023)



**2023-24 Big 12 Football
Team Lows
All games**

PENALTIES	1	Kansas St. vs Houston (10/28/2023)
	1	Houston vs Texas (10/21/2023)
	1	Baylor vs Texas Tech (10/07/2023)
	1	Iowa St. vs TCU (10/07/2023)
	1	Texas Tech vs Houston (09/30/2023)
PENALTIES YARDS	5	Kansas St. vs Houston (10/28/2023)
	5	Texas Tech vs Houston (09/30/2023)



2023-24 Big 12 Football
Standings
All games

Team	Overall	Pct.	Conference	Pct.	PF	PA	Home	Away	Neut	Streak
Texas	8-1	.889	5-1	.833	309	158	5-0	3-0	0-1	W 3
Oklahoma St.	7-2	.778	5-1	.833	276	219	5-1	2-1	0-0	W 5
Kansas	7-2	.778	4-2	.667	314	246	5-0	2-2	0-0	W 2
Oklahoma	7-2	.778	4-2	.667	359	178	4-0	2-2	1-0	L 2
West Virginia	6-3	.667	4-2	.667	283	219	4-1	2-2	0-0	W 2
Kansas St.	6-3	.667	4-2	.667	329	160	5-0	1-3	0-0	L 1
Iowa St.	5-4	.556	4-2	.667	212	186	3-2	2-2	0-0	L 1
Texas Tech	4-5	.444	3-3	.500	275	231	3-2	1-3	0-0	W 1
BYU	5-4	.556	2-4	.333	206	242	4-0	1-4	0-0	L 2
TCU	4-5	.444	2-4	.333	263	219	3-2	1-3	0-0	L 2
Houston	4-5	.444	2-4	.333	227	284	3-2	1-3	0-0	W 1
Baylor	3-6	.333	2-4	.333	204	265	1-6	2-0	0-0	L 2
UCF	4-5	.444	1-5	.167	295	265	2-2	2-3	0-0	W 1
Cincinnati	2-7	.222	0-6	.000	228	255	1-5	1-2	0-0	L 7



**2023-24 Big 12 Football
Individual Statistics
In Conference games**

RUSHING (Minimum Games Played Pct. 75%, 10 Rushing Attempts/Game)

#	Player	G	Att.	Yds	Avg.	TD	Lg	Avg/g
1	Gordon, Ollie - OSU	6	155	1116	7.20	10	75	186.00
2	Brooks, Tahj - TTU	6	155	765	4.94	6	30	127.50
3	Brooks, Jonathon - UT	6	119	762	6.40	7	67	127.00
4	Harvey, RJ - UCF	6	107	637	5.95	5	54	106.17
5	Bailey, Emani - TCU	6	107	551	5.15	3	35	91.83
6	Giddens, DJ - KState	6	89	528	5.93	7	36	88.00
7	Neal, Devin - KU	6	96	525	5.47	4	75	87.50
8	Kiner, Corey - UC	6	91	467	5.13	1	40	77.83
9	Donaldson, CJ - WVU	6	98	437	4.46	7	32	72.83
10	Sanders, Eli - IowaSt	6	82	397	4.84	3	29	66.17

TOTAL OFFENSE (Minimum Games Played Pct. 75%)

#	Player	G	Rush	Pass	Plays	Total	Yds/g
1	Gabriel, Dillon - OU	6	252	1741	270	1993	332.17
2	Greene, Garrett - WVU	5	322	1143	191	1465	293.00
3	Bowman, Alan - OSU	6	47	1679	251	1726	287.67
4	Shapen, Blake - Baylor	5	-5	1435	239	1430	286.00
5	Smith, Donovan - UH	6	139	1516	267	1655	275.83
6	Becht, Rocco - IowaSt	6	27	1369	212	1396	232.67
7	Jones, Emory - UC	6	302	1083	254	1385	230.83
8	Howard, Will - KState	6	234	1138	202	1372	228.67
9	Hoover, Josh - TCU	5	13	1098	182	1111	222.20
10	Bean, Jason - KU	6	115	1142	150	1257	209.50

PASSING AVG/GAME (Minimum Games Played Pct. 75%)

#	Player	G	Comp-att-int	Yds	TD	Avg/g
1	Gabriel, Dillon - OU	6	140-209-4	1741	9	290.17
2	Shapen, Blake - Baylor	5	121-192-2	1435	6	287.00
3	Bowman, Alan - OSU	6	139-236-4	1679	8	279.83
4	Smith, Donovan - UH	6	134-203-6	1516	13	252.67
5	Greene, Garrett - WVU	5	71-136-2	1143	6	228.60
6	Becht, Rocco - IowaSt	6	112-181-4	1369	9	228.17
7	Hoover, Josh - TCU	5	103-172-6	1098	6	219.60
8	Slovis, Kedon - BYU	5	98-176-5	1056	6	211.20
9	Bean, Jason - KU	6	69-122-4	1142	8	190.33
10	Howard, Will - KState	6	99-160-5	1138	10	189.67

SCORING (Minimum Games Played Pct. 75%)

#	Player	G	TD	FG	XPT	2XP	Pts	Pts/g
1	Hale, Alex - OSU	6	0	16	23	0	71	11.83
2	Gordon, Ollie - OSU	6	11	0	0	0	66	11.00
3	Contreras, Chase - IowaSt	6	0	14	16	0	58	9.67
4	Auburn, Bert - UT	6	0	11	24	0	57	9.50
5	Hayes, Michael - WVU	6	0	11	22	0	55	9.17
6	Greene, Garrett - WVU	5	7	0	0	1	42	8.40
7	Giddens, DJ - KState	6	8	0	0	0	48	8.00
8	Schmit, Zach - OU	6	0	8	22	0	46	7.67
9	Donaldson, CJ - WVU	6	7	0	0	0	42	7.00
10	Gabriel, Dillon - OU	6	7	0	0	0	42	7.00

PASS EFFICIENCY (Minimum Games Played Pct. 75%, 15 Total Passes/Game)

#	Player	G	Comp-att-int	Yds	TD	Eff.
1	Bean, Jason - KU	6	69-122-4	1142	8	150.27
2	Gabriel, Dillon - OU	6	140-209-4	1741	9	147.34
3	Smith, Donovan - UH	6	134-203-6	1516	13	143.96
4	Becht, Rocco - IowaSt	6	112-181-4	1369	9	137.40
5	Howard, Will - KState	6	99-160-5	1138	10	136.00
6	Greene, Garrett - WVU	5	71-136-2	1143	6	134.42
7	Shapen, Blake - Baylor	5	121-192-2	1435	6	134.03
8	Morton, Behren - TTU	5	88-142-1	906	8	132.75
9	Bowman, Alan - OSU	6	139-236-4	1679	8	126.46
10	Hoover, Josh - TCU	5	103-172-6	1098	6	118.04

SCORING (TDs) (Minimum Games Played Pct. 75%, 1 Touchdowns)

#	Player	G	Run	Rec	Ret	Pts	Avg/g
1	Gordon, Ollie - OSU	6	10	1	0	66	11.00
2	Greene, Garrett - WVU	5	7	0	0	42	8.40
3	Giddens, DJ - KState	6	7	1	0	48	8.00
4	Donaldson, CJ - WVU	6	7	0	0	42	7.00
5	Gabriel, Dillon - OU	6	7	0	0	42	7.00
6	Brooks, Jonathon - UT	6	7	0	0	42	7.00
7	Brooks, Tahj - TTU	6	6	0	0	38	6.33
8	Hishaw, Daniel - KU	6	5	0	0	30	5.00
9	Mitchell, Adonai - UT	6	0	5	0	30	5.00
10	Harvey, RJ - UCF	6	5	0	0	30	5.00

RECEPTIONS/GAME (Minimum Games Played Pct. 75%)

#	Player	G	No.	Yds	TD	Lg	Yds/g	Rec/g
1	Stoops, Drake - OU	6	38	402	3	39	67.00	6.33
2	Noel, Jaylin - IowaSt	6	35	382	2	51	63.67	5.83
3	Brown, Samuel - UH	6	35	458	3	53	76.33	5.83
4	Owens, Rashod - OSU	6	34	428	1	45	71.33	5.67
5	Presley, Brennan - OSU	6	34	326	3	29	54.33	5.67
6	Worthy, Xavier - UT	6	33	399	2	42	66.50	5.50
7	Baldwin, Monaray - Baylor	6	32	539	3	71	89.83	5.33
8	Mitchell, Adonai - UT	6	28	442	5	47	73.67	4.67
9	Brooks, Phillip - KState	6	26	329	3	40	54.83	4.33
10	Henderson, Xzavier - UC	6	26	332	2	53	55.33	4.33

SCORING (KICK) (Minimum Games Played Pct. 75%)

#	Player	G	PAT	FG	Pts	Avg/g
1	Hale, Alex - OSU	6	23-23	16-21	71	11.83
2	Contreras, Chase - IowaSt	6	16-16	14-15	58	9.67
3	Auburn, Bert - UT	6	24-24	11-14	57	9.50
4	Hayes, Michael - WVU	6	22-22	11-12	55	9.17
5	Schmit, Zach - OU	6	22-22	8-13	46	7.67
6	Hankins, Isaiah - Baylor	6	7-8	11-14	40	6.67
7	Tennant, Chris - KState	6	24-25	5-7	39	6.50
8	Kell, Griffin - TCU	6	17-18	7-13	38	6.33
9	Garcia, Gino - TTU	6	20-20	5-5	35	5.83
10	Boomer, Colton - UCF	6	21-21	4-8	33	5.50



**2023-24 Big 12 Football
Individual Statistics
In Conference games**

RECEIVE YDS/GAME (Minimum Games Played Pct. 75%)

#	Player	G	No.	Yds	TD	Long	Avg/c	Yds/g
1	Baldwin, Monaray - Baylor	6	32	539	3	71	16.84	89.83
2	Baker, Javon - UCF	6	20	469	4	86	23.45	78.17
3	Brown, Samuel - UH	6	35	458	3	53	13.09	76.33
4	Mitchell, Adonai - UT	6	28	442	5	47	15.79	73.67
5	Owens, Rashod - OSU	6	34	428	1	45	12.59	71.33
6	Higgins, Jayden - IowaSt	6	19	427	2	75	22.47	71.17
7	Stoops, Drake - OU	6	38	402	3	39	10.58	67.00
8	Worthy, Xavier - UT	6	33	399	2	42	12.09	66.50
9	Farooq, Jalil - OU	6	25	388	0	49	15.52	64.67
10	Noel, Jaylin - IowaSt	6	35	382	2	51	10.91	63.67

PUNT RETURN AVG (Minimum Games Played Pct. 75%)

#	Player	G	No.	Yds	TD	Long	Avg.
1	Wilson, Trevor - KU	5	1	82	1	82	82.00
2	Price, Myles - TTU	6	7	155	0	43	22.14
3	Worthy, Xavier - UT	6	10	201	1	74	20.10

KICK RETURN AVG (Minimum Games Played Pct. 75%)

#	Player	G	No.	Yds	TD	Long	Avg.
1	Noel, Jaylin - IowaSt	6	4	189	0	72	47.25
2	Golden, Matthew - UH	6	9	321	2	100	35.67
3	Reese, Richard - Baylor	6	1	29	0	29	29.00

ALL PURPOSE (Minimum Games Played Pct. 75%)

#	Player	G	Rush	Rcv	PR	KR	Yds	Avg/g
1	Gordon, Ollie - OSU	6	1116	174	0	0	1290	215.00
2	Brooks, Jonathon - UT	6	762	166	0	0	928	154.67
3	Brooks, Tahj - TTU	6	765	38	0	0	803	133.83
4	Harvey, RJ - UCF	6	637	117	0	41	795	132.50
5	Giddens, DJ - KState	6	528	242	0	0	770	128.33
6	Bailey, Emani - TCU	6	551	114	0	0	665	110.83
7	Farooq, Jalil - OU	6	50	388	0	187	625	104.17
8	Worthy, Xavier - UT	6	16	399	201	0	616	102.67
9	Neal, Devin - KU	6	525	69	0	0	594	99.00
10	Noel, Jaylin - IowaSt	6	0	382	18	189	589	98.17

PUNTING (Minimum Games Played Pct. 75%, 3.6 Punts/Game)

#	Player	G	No.	Yds	Lg	I20	50+	TB	Avg.
1	Rehkov, Ryan - BYU	6	31	1485	70	11	14	2	47.90
2	McNamara, Austin - TTU	6	25	1187	59	10	11	3	47.48
3	Fletcher, Mason - UC	6	24	1069	57	12	4	0	44.54
4	Wilkins, Laine - UH	6	26	1076	56	6	4	0	41.38
5	Perkins, Tyler - IowaSt	6	27	1094	55	9	4	3	40.52

FIELD GOALS (Minimum Games Played Pct. 75%)

#	Player	G	Made	Att.	Long	Pct.	Avg.
1	Hale, Alex - OSU	6	16	21	53	76.19	2.67
2	Contreras, Chase - IowaSt	6	14	15	51	93.33	2.33
3	Hankins, Isaiah - Baylor	6	11	14	54	78.57	1.83
4	Hayes, Michael - WVU	6	11	12	49	91.67	1.83
5	Auburn, Bert - UT	6	11	14	49	78.57	1.83
6	Schmit, Zach - OU	6	8	13	46	61.54	1.33
7	Ferrin, Will - BYU	6	7	9	46	77.78	1.17
8	Brown, Carter - UC	6	7	9	54	77.78	1.17
9	Kell, Griffin - TCU	6	7	13	53	53.85	1.17

FIELD GOAL PCT (Minimum Games Played Pct. 75%)

#	Player	G	Made	Att.	Long	Pct.
1	Garcia, Gino - TTU	6	5	5	55	100.00
2	Contreras, Chase - IowaSt	6	14	15	51	93.33
3	Hayes, Michael - WVU	6	11	12	49	91.67
4	Auburn, Bert - UT	6	11	14	49	78.57
5	Hankins, Isaiah - Baylor	6	11	14	54	78.57
6	Ferrin, Will - BYU	6	7	9	46	77.78
7	Brown, Carter - UC	6	7	9	54	77.78
8	Hale, Alex - OSU	6	16	21	53	76.19
9	Tennant, Chris - KState	6	5	7	47	71.43



**2023-24 Big 12 Football
Individual Statistics
In Conference games**

PAT KICKING PCT (Minimum Games Played Pct. 75%)

#	Player	G	Made	Att.	Pct.
1	Auburn, Bert - UT	6	24	24	100.00
2	Garcia, Gino - TTU	6	20	20	100.00
3	Martin, Jack - UH	6	15	15	100.00
4	Schmit, Zach - OU	6	22	22	100.00
5	Contreras, Chase - IowaSt	6	16	16	100.00
6	Ferrin, Will - BYU	6	12	12	100.00
7	Hale, Alex - OSU	6	23	23	100.00
8	Boomer, Colton - UCF	6	21	21	100.00
9	Brown, Carter - UC	6	10	10	100.00



**2023-24 Big 12 Football
Individual Statistics
In Conference games**

TACKLES (All positions) (Minimum Games Played Pct. 75%)

#	Player	G	Pos	Solo	Ast	Total	Avg/g
1	Martin, Nickolas - OSU	6	LB	35	36	71	11.83
2	Johnson, Jason - UCF	6	LB	41	22	63	10.50
3	Roberts, Ben - TTU	6	LB	30	25	55	9.17
4	Pace, Deshawn - UC	5	LB	20	25	45	9.00
5	Haulcy, A.J. - UH	6	DB	40	12	52	8.67
6	Stutsman, Danny - OU	5	LB	23	20	43	8.60
7	Rucker, Trey - OSU	6	S	31	19	50	8.33
8	Tooley, Max - BYU	6	LB	29	20	49	8.17
9	Ford, Jaylan - UT	6	LB	22	26	48	8.00
10	Robinson, Malik - UH	6	LB	24	24	48	8.00
11	Bobby, Devyn - Baylor	6	S	34	14	48	8.00
12	Freyler, Beau - IowaSt	6	DB	19	29	48	8.00
13	Daniels, Kendal - OSU	6	S	28	19	47	7.83
14	Obiazor, Namdi - TCU	6	LB	29	17	46	7.67
15	Yates, Walter - UCF	5	LB	21	17	38	7.60
16	Kpogba, Lee - WVU	6	LB	22	23	45	7.50
17	Baskerville, CJ - TTU	5	DB	26	10	36	7.20
18	Morris, Jamal - UH	5	LB	20	16	36	7.20
19	Logan Jr., Kenny - KU	6	S	27	15	42	7.00
20	Jones, Matt - Baylor	6	LB	26	15	41	6.83
21	Vongphachanh, Aj - BYU	6	LB	18	21	39	6.50
22	Jones, Dorian - UC	5	LB	9	22	31	6.20
23	Kanak, Jaren - OU	6	LB	18	19	37	6.17
24	Sigle, Marques - KState	6	S	26	11	37	6.17
25	Oliver, Collin - OSU	6	LB	20	16	36	6.00
26	Burroughs, O.J. - KU	6	S	29	7	36	6.00
27	Slade, Ethan - BYU	6	DB	25	10	35	5.83
28	Robinson, Jakob - BYU	6	CB	24	10	34	5.67
29	Wakley, Crew - BYU	6	S	17	17	34	5.67
30	Moore, Austin - KState	6	LB	19	15	34	5.67
31	Booker, Austin - KU	6	DL	24	10	34	5.67
32	Wilson, Anthony - WVU	6	S	25	9	34	5.67
33	Savage, Kobe - KState	6	S	18	15	33	5.50
34	Hodge, Jamoi - TCU	6	LB	13	20	33	5.50
35	Pierre, Jesiah - TTU	5	LB	9	18	27	5.40
36	Hunter, Lee - UCF	6	DL	17	15	32	5.33
37	Taylor-Demerson, Dadrion - TTU	6	DB	20	12	32	5.33
38	Henderson, Demari - UCF	6	DB	21	11	32	5.33
39	Dingle, Jack - UC	6	LB	19	13	32	5.33
40	Lee III, Will - KState	5	CB	19	7	26	5.20
41	Cutter, Ben - WVU	6	LB	19	12	31	5.17
42	Bowman, Billy - OU	6	DB	18	13	31	5.17
43	Threats, Bryon - UC	6	S	19	12	31	5.17
44	Martinez, Nikai - UCF	6	DB	24	6	30	5.00
45	Bishop Jr., Beanie - WVU	6	CB	24	6	30	5.00
46	Lewis, Kip - OU	6	LB	20	10	30	5.00
47	Morris-Brash, Tre'mon - UCF	6	DL	18	12	30	5.00
48	Hill Jr., Anthony - UT	6	LB	16	13	29	4.83
49	Epps, Cameron - OSU	6	S	20	9	29	4.83
50	Fleming, Malik - UH	6	DB	22	7	29	4.83

SACKS (Minimum Games Played Pct. 75%)

#	Player	G	Pos	Solo	Ast	Total	Avg/g
1	Morris-Brash, Tre'mon - UCF	6	DL	6	1	6.5	1.08
2	Ceaser, Nelson - UH	5	DL	4	1	4.5	0.90
3	Lawrence, Malachi - UCF	6	DL	4	1	4.5	0.75
4	Booker, Austin - KU	6	DL	3	2	4	0.67
5	Caldwell, Jamaree - UH	6	DL	4	0	4	0.67
6	Burke, Ethan - UT	5	DL	3	0	3	0.60
7	Linton, Steve - TTU	5	LB	3	0	3	0.60
8	Downs, Ethan - OU	6	DL	3	1	3.5	0.58
9	Martin, Nickolas - OSU	6	LB	3	0	3	0.50
10	Oliver, Collin - OSU	6	LB	2	2	3	0.50
11	Obiazor, Namdi - TCU	6	LB	3	0	3	0.50
12	Singleton, J.R. - IowaSt	6	DL	3	0	3	0.50
13	Lovett, Zachary - IowaSt	6	LB	2	1	2.5	0.42
14	Esters III, Charles - TTU	5	DL	1	2	2	0.40
15	Jones, Matt - Baylor	6	LB	2	0	2	0.33
16	Kpogba, Lee - WVU	6	LB	2	0	2	0.33
17	Matlack, Nate - KState	6	DE	2	0	2	0.33
18	Hunter, Lee - UCF	6	DL	2	0	2	0.33
19	Duke, Khalid - KState	6	DE	2	0	2	0.33
20	Bartlett, Jared - WVU	6	LB	2	0	2	0.33

TACKLES FOR LOSS (Minimum Games Played Pct. 75%, 1.25 Total

Tackles For Loss/Game)

#	Player	G	Pos	Solo	Ast	Total	Avg/g
1	Morris-Brash, Tre'mon - UCF	6	DL	8	2	9	1.50
2	Jones, Matt - Baylor	6	LB	8	2	9	1.50
3	Pace, Deshawn - UC	5	LB	6	3	7.5	1.50
4	Stutsman, Danny - OU	5	LB	5	4	7	1.40
5	Martin, Nickolas - OSU	6	LB	6	4	8	1.33
6	Ford, Jaylan - UT	6	LB	7	2	8	1.33



**2023-24 Big 12 Football
Individual Statistics
In Conference games**

FUMBLES FORCED (Minimum Games Played Pct. 75%)

#	Player	G	No.	Avg/g
1	Linton, Steve - TTU	5	2	0.40
2	Henderson, Demari - UCF	6	2	0.33
3	Lanz, Cooper - Baylor	5	1	0.20
4	Stutsman, Danny - OU	5	1	0.20
5	Esters III, Charles - TTU	5	1	0.20
6	Burke, Ethan - UT	5	1	0.20
7	Burks, Aubrey - WVU	5	1	0.20
8	Pace, Deshawn - UC	5	1	0.20
9	Lee III, Will - KState	5	1	0.20
10	Bradford Jr., Tony - TTU	6	1	0.17

FUMBLES RECOVERED (Minimum Games Played Pct. 75%)

#	Player	G	No.	Avg/g
1	Henderson, Demari - UCF	6	2	0.33
2	Dingle, Jack - UC	6	2	0.33
3	Williams, Gentry - OU	5	1	0.20
4	Burks, Aubrey - WVU	5	1	0.20
5	Miller, Brooks - Baylor	5	1	0.20
6	Lee III, Will - KState	5	1	0.20
7	Pierre, Jesiah - TTU	5	1	0.20
8	Vaughns, Byron - Baylor	6	1	0.17
9	Benson, Xavier - OSU	6	1	0.17
10	Rehkov, Ryan - BYU	6	1	0.17

PASSES DEFENDED (Minimum Games Played Pct. 75%)

#	Player	G	Brup	Int.	Total	Avg/g
1	Bishop Jr., Beanie - WVU	6	15	2	17	2.83
2	Parrish, Jacob - KState	5	5	3	8	1.60
3	Cooper, Jeremiah - IowaSt	5	4	2	6	1.20
4	Freyler, Beau - IowaSt	6	4	3	7	1.17
5	Dotson, Ra'Mello - KU	6	5	2	7	1.17
6	Epps, Cameron - OSU	6	4	3	7	1.17
7	Heckard, Eddie - BYU	6	4	2	6	1.00
8	Tampa, T.J. - IowaSt	6	4	2	6	1.00
9	Pace, Deshawn - UC	5	5	0	5	1.00
10	Bowman, Billy - OU	6	2	4	6	1.00
11	Clark, Bud - TCU	6	5	1	6	1.00
12	Morris, Jamal - UH	5	5	0	5	1.00
13	Young, Jordan - UC	6	4	1	5	0.83
14	Wakley, Crew - BYU	6	4	1	5	0.83
15	Brooks, Terrance - UT	6	4	1	5	0.83
16	Robinson, Jakob - BYU	6	3	2	5	0.83
17	Robinson, Jereme - KU	6	5	0	5	0.83
18	Lux, Bralyn - TTU	5	4	0	4	0.80
19	Lee III, Will - KState	5	3	1	4	0.80
20	Burks, Aubrey - WVU	5	4	0	4	0.80

INTERCEPTIONS (Minimum Games Played Pct. 75%)

#	Player	G	No.	Yds	TD	Long	Avg/g
1	Bowman, Billy - OU	6	4	93	1	44	0.67
2	Parrish, Jacob - KState	5	3	37	0	26	0.60
3	Freyler, Beau - IowaSt	6	3	18	0	18	0.50
4	Jenkins, Caden - Baylor	6	3	11	0	6	0.50
5	Taaffe, Michael - UT	6	3	45	0	45	0.50
6	Epps, Cameron - OSU	6	3	51	1	35	0.50
7	Verdon, Malik - IowaSt	5	2	0	0	0	0.40
8	Smith, Dylan - OSU	5	2	31	0	26	0.40
9	Williams, Gentry - OU	5	2	2	0	2	0.40
10	Cooper, Jeremiah - IowaSt	5	2	0	0	0	0.40



**2023-24 Big 12 Football
Extended Team Leaders
In Conference games**

RUSHING DEFENSE

Team	G	Att	Yards	Avg/A	Long	TD	Avg/G
Texas	6	173	527	3.05	44	4	87.83
Iowa St.	6	195	729	3.74	71	7	121.5
Texas Tech	6	209	836	4	55	9	139.33
Cincinnati	6	204	919	4.5	75	13	153.17
Kansas St.	6	189	955	5.05	54	6	159.17
Oklahoma	6	224	968	4.32	54	9	161.33
West Virginia	6	189	972	5.14	58	8	162
Oklahoma St.	6	222	1035	4.66	70	8	172.5
TCU	6	233	1037	4.45	55	9	172.83
Kansas	6	233	1109	4.76	67	15	184.83
Houston	6	250	1114	4.46	54	14	185.67
Baylor	6	221	1176	5.32	79	13	196
BYU	6	237	1273	5.37	38	5	212.17
UCF	6	273	1556	5.7	75	21	259.33

PASS EFFICIENCY

Team	G	Comp-Att-Int	Pct.	Yds	Avg/G	TD	Effic
Kansas	6	83 - 141 - 4	58.87	1272	212.00	11	154.71
Texas	6	136 - 192 - 6	70.83	1661	276.83	8	151.00
Oklahoma	6	140 - 209 - 4	66.99	1741	290.17	9	147.34
UCF	6	96 - 163 - 5	58.90	1354	225.67	12	146.83
Houston	6	136 - 209 - 6	65.07	1523	253.83	13	141.07
Kansas St.	6	118 - 188 - 5	62.77	1356	226.00	12	139.10
Iowa St.	6	117 - 186 - 4	62.90	1425	237.50	9	138.92
West Virginia	6	89 - 163 - 4	54.60	1276	212.67	7	129.62
Baylor	6	150 - 245 - 3	61.22	1740	290.00	6	126.51
Oklahoma St.	6	140 - 238 - 5	58.82	1682	280.33	8	125.08
TCU	6	161 - 268 - 10	60.07	1812	302.00	11	122.95
Texas Tech	6	125 - 213 - 7	58.69	1318	219.67	10	119.58
Cincinnati	6	109 - 191 - 7	57.07	1184	197.33	8	115.63
BYU	6	123 - 219 - 5	56.16	1268	211.33	6	109.27

YARDS PER RUSH

Team	G	Att	Yards	Avg/A	Long	TD	Avg/G
Oklahoma St.	6	210	1266	6.03	75	15	211
Kansas St.	6	252	1328	5.27	70	17	221.33
Texas	6	234	1222	5.22	67	15	203.67
UCF	6	220	1146	5.21	79	10	191
Kansas	6	218	1133	5.2	75	12	188.83
Cincinnati	6	253	1311	5.18	63	5	218.5
West Virginia	6	271	1361	5.02	35	16	226.83
Texas Tech	6	232	1066	4.59	54	10	177.67
TCU	6	201	907	4.51	35	6	151.17
Oklahoma	6	246	1067	4.34	64	14	177.83
Iowa St.	6	200	799	4	55	8	133.17
Houston	6	164	591	3.6	58	2	98.5
BYU	6	159	482	3.03	55	5	80.33
Baylor	6	192	527	2.74	28	6	87.83

PASS DEFENSE EFFIC.

Team	G	Comp-Att-Int	Pct.	Yds	Avg/G	TD	Effic
Kansas St.	6	121 - 223 - 8	54.26	1330	221.67	5	104.58
Oklahoma	6	132 - 222 - 9	59.46	1608	268.00	5	119.63
Iowa St.	6	123 - 216 - 10	56.94	1482	247.00	10	120.60
TCU	6	101 - 180 - 3	56.11	1183	197.17	7	120.82
Texas	6	144 - 242 - 5	59.50	1628	271.33	9	124.15
West Virginia	6	132 - 225 - 4	58.67	1406	234.33	12	125.20
Texas Tech	6	126 - 199 - 4	63.32	1402	233.67	9	133.40
UCF	6	115 - 177 - 3	64.97	1323	220.50	6	135.55
BYU	6	126 - 205 - 7	61.46	1470	245.00	15	139.01
Cincinnati	6	110 - 187 - 1	58.82	1555	259.17	8	141.72
Oklahoma St.	6	117 - 198 - 8	59.09	1668	278.00	13	143.44
Kansas	6	133 - 196 - 5	67.86	1616	269.33	7	143.80
Baylor	6	110 - 165 - 5	66.67	1378	229.67	11	152.76
Houston	6	133 - 190 - 3	70.00	1563	260.50	13	158.52

RUSH ATTEMPTS

Team	G	Att	Yards	Avg/A	Long	TD	Avg/G
West Virginia	6	271	1361	5.02	35	16	226.83
Cincinnati	6	253	1311	5.18	63	5	218.5
Kansas St.	6	252	1328	5.27	70	17	221.33
Oklahoma	6	246	1067	4.34	64	14	177.83
Texas	6	234	1222	5.22	67	15	203.67
Texas Tech	6	232	1066	4.59	54	10	177.67
UCF	6	220	1146	5.21	79	10	191
Kansas	6	218	1133	5.2	75	12	188.83
Oklahoma St.	6	210	1266	6.03	75	15	211
TCU	6	201	907	4.51	35	6	151.17
Iowa St.	6	200	799	4	55	8	133.17
Baylor	6	192	527	2.74	28	6	87.83
Houston	6	164	591	3.6	58	2	98.5
BYU	6	159	482	3.03	55	5	80.33



**2023-24 Big 12 Football
Extended Team Leaders
In Conference games**

RUSH YARDS

Team	G	Att	Yards	Avg/A	Long	TD	Avg/G
West Virginia	6	271	1361	5.02	35	16	226.83
Kansas St.	6	252	1328	5.27	70	17	221.33
Cincinnati	6	253	1311	5.18	63	5	218.5
Oklahoma St.	6	210	1266	6.03	75	15	211
Texas	6	234	1222	5.22	67	15	203.67
UCF	6	220	1146	5.21	79	10	191
Kansas	6	218	1133	5.2	75	12	188.83
Oklahoma	6	246	1067	4.34	64	14	177.83
Texas Tech	6	232	1066	4.59	54	10	177.67
TCU	6	201	907	4.51	35	6	151.17
Iowa St.	6	200	799	4	55	8	133.17
Houston	6	164	591	3.6	58	2	98.5
Baylor	6	192	527	2.74	28	6	87.83
BYU	6	159	482	3.03	55	5	80.33



**2023-24 Big 12 Football
Extended Team Leaders
In Conference games**

PASS COMPLETIONS

Team	G	Comp-Att-Int	Pct.	Yds	Avg/A	TD	Avg/G
TCU	6	161 - 268 - 10	60.07	1812	6.76	11	302.00
Baylor	6	150 - 245 - 3	61.22	1740	7.10	6	290.00
Oklahoma St.	6	140 - 238 - 5	58.82	1682	7.07	8	280.33
Oklahoma	6	140 - 209 - 4	66.99	1741	8.33	9	290.17
Texas	6	136 - 192 - 6	70.83	1661	8.65	8	276.83
Houston	6	136 - 209 - 6	65.07	1523	7.29	13	253.83
Texas Tech	6	125 - 213 - 7	58.69	1318	6.19	10	219.67
BYU	6	123 - 219 - 5	56.16	1268	5.79	6	211.33
Kansas St.	6	118 - 188 - 5	62.77	1356	7.21	12	226.00
Iowa St.	6	117 - 186 - 4	62.90	1425	7.66	9	237.50
Cincinnati	6	109 - 191 - 7	57.07	1184	6.20	8	197.33
UCF	6	96 - 163 - 5	58.90	1354	8.31	12	225.67
West Virginia	6	89 - 163 - 4	54.60	1276	7.83	7	212.67
Kansas	6	83 - 141 - 4	58.87	1272	9.02	11	212.00

PASS INTERCEPTIONS

Team	G	Comp-Att-Int	Pct.	Yds	Avg/A	TD	Avg/G
Baylor	6	150 - 245 - 3	61.22	1740	7.10	6	290.00
West Virginia	6	89 - 163 - 4	54.60	1276	7.83	7	212.67
Oklahoma	6	140 - 209 - 4	66.99	1741	8.33	9	290.17
Kansas	6	83 - 141 - 4	58.87	1272	9.02	11	212.00
Iowa St.	6	117 - 186 - 4	62.90	1425	7.66	9	237.50
UCF	6	96 - 163 - 5	58.90	1354	8.31	12	225.67
Oklahoma St.	6	140 - 238 - 5	58.82	1682	7.07	8	280.33
Kansas St.	6	118 - 188 - 5	62.77	1356	7.21	12	226.00
BYU	6	123 - 219 - 5	56.16	1268	5.79	6	211.33
Texas	6	136 - 192 - 6	70.83	1661	8.65	8	276.83
Houston	6	136 - 209 - 6	65.07	1523	7.29	13	253.83
Texas Tech	6	125 - 213 - 7	58.69	1318	6.19	10	219.67
Cincinnati	6	109 - 191 - 7	57.07	1184	6.20	8	197.33
TCU	6	161 - 268 - 10	60.07	1812	6.76	11	302.00

PASS YARDS

Team	G	Comp-Att-Int	Pct.	Yds	Avg/A	TD	Avg/G
TCU	6	161 - 268 - 10	60.07	1812	6.76	11	302.00
Oklahoma	6	140 - 209 - 4	66.99	1741	8.33	9	290.17
Baylor	6	150 - 245 - 3	61.22	1740	7.10	6	290.00
Oklahoma St.	6	140 - 238 - 5	58.82	1682	7.07	8	280.33
Texas	6	136 - 192 - 6	70.83	1661	8.65	8	276.83
Houston	6	136 - 209 - 6	65.07	1523	7.29	13	253.83
Iowa St.	6	117 - 186 - 4	62.90	1425	7.66	9	237.50
Kansas St.	6	118 - 188 - 5	62.77	1356	7.21	12	226.00
UCF	6	96 - 163 - 5	58.90	1354	8.31	12	225.67
Texas Tech	6	125 - 213 - 7	58.69	1318	6.19	10	219.67
West Virginia	6	89 - 163 - 4	54.60	1276	7.83	7	212.67
Kansas	6	83 - 141 - 4	58.87	1272	9.02	11	212.00
BYU	6	123 - 219 - 5	56.16	1268	5.79	6	211.33
Cincinnati	6	109 - 191 - 7	57.07	1184	6.20	8	197.33

PASSING TDS

Team	G	Comp-Att-Int	Pct.	Yds	Avg/A	TD	Avg/G
Houston	6	136 - 209 - 6	65.07	1523	7.29	13	253.83
UCF	6	96 - 163 - 5	58.90	1354	8.31	12	225.67
Kansas St.	6	118 - 188 - 5	62.77	1356	7.21	12	226.00
TCU	6	161 - 268 - 10	60.07	1812	6.76	11	302.00
Kansas	6	83 - 141 - 4	58.87	1272	9.02	11	212.00
Texas Tech	6	125 - 213 - 7	58.69	1318	6.19	10	219.67
Oklahoma	6	140 - 209 - 4	66.99	1741	8.33	9	290.17
Iowa St.	6	117 - 186 - 4	62.90	1425	7.66	9	237.50
Texas	6	136 - 192 - 6	70.83	1661	8.65	8	276.83
Oklahoma St.	6	140 - 238 - 5	58.82	1682	7.07	8	280.33
Cincinnati	6	109 - 191 - 7	57.07	1184	6.20	8	197.33
West Virginia	6	89 - 163 - 4	54.60	1276	7.83	7	212.67
BYU	6	123 - 219 - 5	56.16	1268	5.79	6	211.33
Baylor	6	150 - 245 - 3	61.22	1740	7.10	6	290.00

FIELD GOALS

Team	G	Made	Att	Pct
Texas Tech	6	5	5	100
Iowa St.	6	14	15	93.33
West Virginia	6	11	12	91.67
Texas	6	11	14	78.57
Baylor	6	11	14	78.57
Cincinnati	6	7	9	77.78
BYU	6	7	9	77.78
Oklahoma St.	6	16	21	76.19
Kansas St.	6	5	7	71.43
Oklahoma	6	8	13	61.54
TCU	6	7	13	53.85
UCF	6	4	8	50
Kansas	6	4	8	50
Houston	6	4	8	50

PATS KICKS MADE

Team	G	Made	Att	Pct
Texas	6	24	24	100
Kansas St.	6	24	26	92.31
Oklahoma St.	6	23	23	100
West Virginia	6	22	22	100
Oklahoma	6	22	22	100
UCF	6	21	21	100
Kansas	6	21	22	95.45
Texas Tech	6	20	20	100
TCU	6	17	18	94.44
Iowa St.	6	16	16	100
Houston	6	15	15	100
BYU	6	12	12	100
Cincinnati	6	10	10	100
Baylor	6	7	8	87.5



FIELD GOALS ATTEMPTED

Team	G	Made	Att	Pct
Oklahoma St.	6	16	21	76.19
Iowa St.	6	14	15	93.33
Texas	6	11	14	78.57
Baylor	6	11	14	78.57
TCU	6	7	13	53.85
Oklahoma	6	8	13	61.54
West Virginia	6	11	12	91.67
Cincinnati	6	7	9	77.78
BYU	6	7	9	77.78
UCF	6	4	8	50
Kansas	6	4	8	50
Houston	6	4	8	50
Kansas St.	6	5	7	71.43
Texas Tech	6	5	5	100

NET YARDS PER PUNT

Team	G	No.	Yards	Avg/P	Ret.	Avg/R	TB	Net/P
Texas Tech	6	25	1187	47.48	40	5.71	3	43.48
Kansas	6	17	719	42.29	0	0.00	0	42.29
Cincinnati	6	24	1069	44.54	57	5.18	0	42.17
Kansas St.	6	21	948	45.14	68	17.00	0	41.90
West Virginia	6	21	891	42.43	17	2.83	0	41.62
BYU	6	31	1485	47.90	189	18.90	2	40.52
Texas	6	16	708	44.25	28	4.67	2	40.00
Oklahoma St.	6	25	1027	41.08	17	2.43	1	39.60
Houston	6	27	1076	39.85	22	4.40	0	39.04
Oklahoma	6	24	981	40.88	36	4.50	2	37.71
TCU	6	22	890	40.45	69	11.50	1	36.41
Baylor	6	18	757	42.06	102	17.00	0	36.39
Iowa St.	6	28	1094	39.07	67	9.57	3	34.54
UCF	6	20	775	38.75	124	15.50	0	32.55

FIELD GOALS MADE

Team	G	Made	Att	Pct
Oklahoma St.	6	16	21	76.19
Iowa St.	6	14	15	93.33
West Virginia	6	11	12	91.67
Texas	6	11	14	78.57
Baylor	6	11	14	78.57
Oklahoma	6	8	13	61.54
TCU	6	7	13	53.85
Cincinnati	6	7	9	77.78
BYU	6	7	9	77.78
Texas Tech	6	5	5	100
Kansas St.	6	5	7	71.43
UCF	6	4	8	50
Kansas	6	4	8	50
Houston	6	4	8	50

AVG YARDS PER PUNT

Team	G	No.	Yards	Avg/P	Ret.	Avg/R	TB	Net/P
BYU	6	31	1485	47.90	189	18.90	2	40.52
Iowa St.	6	28	1094	39.07	67	9.57	3	34.54
Houston	6	27	1076	39.85	22	4.40	0	39.04
Texas Tech	6	25	1187	47.48	40	5.71	3	43.48
Oklahoma St.	6	25	1027	41.08	17	2.43	1	39.60
Oklahoma	6	24	981	40.88	36	4.50	2	37.71
Cincinnati	6	24	1069	44.54	57	5.18	0	42.17
TCU	6	22	890	40.45	69	11.50	1	36.41
West Virginia	6	21	891	42.43	17	2.83	0	41.62
Kansas St.	6	21	948	45.14	68	17.00	0	41.90
UCF	6	20	775	38.75	124	15.50	0	32.55
Baylor	6	18	757	42.06	102	17.00	0	36.39
Kansas	6	17	719	42.29	0	0.00	0	42.29
Texas	6	16	708	44.25	28	4.67	2	40.00

PAT KICKING

Team	G	Made	Att	Pct
West Virginia	6	22	22	100
UCF	6	21	21	100
Texas Tech	6	20	20	100
Texas	6	24	24	100
Oklahoma St.	6	23	23	100
Oklahoma	6	22	22	100
Iowa St.	6	16	16	100
Houston	6	15	15	100
Cincinnati	6	10	10	100
BYU	6	12	12	100
Kansas	6	21	22	95.45
TCU	6	17	18	94.44
Kansas St.	6	24	26	92.31
Baylor	6	7	8	87.5

NUMBER OF PUNTS

Team	G	No.	Yards	Avg/P	Ret.	Avg/R	TB	Net/P
BYU	6	31	1485	47.90	189	18.90	2	40.52
Iowa St.	6	28	1094	39.07	67	9.57	3	34.54
Houston	6	27	1076	39.85	22	4.40	0	39.04
Texas Tech	6	25	1187	47.48	40	5.71	3	43.48
Oklahoma St.	6	25	1027	41.08	17	2.43	1	39.60
Oklahoma	6	24	981	40.88	36	4.50	2	37.71
Cincinnati	6	24	1069	44.54	57	5.18	0	42.17
TCU	6	22	890	40.45	69	11.50	1	36.41
West Virginia	6	21	891	42.43	17	2.83	0	41.62
Kansas St.	6	21	948	45.14	68	17.00	0	41.90
UCF	6	20	775	38.75	124	15.50	0	32.55
Baylor	6	18	757	42.06	102	17.00	0	36.39
Kansas	6	17	719	42.29	0	0.00	0	42.29
Texas	6	16	708	44.25	28	4.67	2	40.00



**2023-24 Big 12 Football
Extended Team Leaders
In Conference games**

PAT KICK ATTEMPTS

Team	G	Made	Att	Pct
Kansas St.	6	24	26	92.31
Texas	6	24	24	100
Oklahoma St.	6	23	23	100
West Virginia	6	22	22	100
Oklahoma	6	22	22	100
Kansas	6	21	22	95.45
UCF	6	21	21	100
Texas Tech	6	20	20	100
TCU	6	17	18	94.44
Iowa St.	6	16	16	100
Houston	6	15	15	100
BYU	6	12	12	100
Cincinnati	6	10	10	100
Baylor	6	7	8	87.5

YARDS PUNTED

Team	G	No.	Yards	Avg/P	Ret.	Avg/R	TB	Net/P
BYU	6	31	1485	47.90	189	18.90	2	40.52
Texas Tech	6	25	1187	47.48	40	5.71	3	43.48
Iowa St.	6	28	1094	39.07	67	9.57	3	34.54
Houston	6	27	1076	39.85	22	4.40	0	39.04
Cincinnati	6	24	1069	44.54	57	5.18	0	42.17
Oklahoma St.	6	25	1027	41.08	17	2.43	1	39.60
Oklahoma	6	24	981	40.88	36	4.50	2	37.71
Kansas St.	6	21	948	45.14	68	17.00	0	41.90
West Virginia	6	21	891	42.43	17	2.83	0	41.62
TCU	6	22	890	40.45	69	11.50	1	36.41
UCF	6	20	775	38.75	124	15.50	0	32.55
Baylor	6	18	757	42.06	102	17.00	0	36.39
Kansas	6	17	719	42.29	0	0.00	0	42.29
Texas	6	16	708	44.25	28	4.67	2	40.00

PUNT RETURN AVG

Team	G	No	Yards	TD	Long	Avg.
Kansas	6	3	108	1	82	36
Texas Tech	6	7	162	1	43	23.14
Texas	6	12	211	2	74	17.58
Baylor	6	8	89	0	41	11.13
West Virginia	6	8	82	0	20	10.25
UCF	6	5	33	0	12	6.6
Oklahoma	6	8	48	0	22	6
Iowa St.	6	6	22	0	10	3.67
Houston	6	8	26	0	14	3.25
TCU	6	5	16	0	13	3.2
BYU	6	5	14	0	12	2.8
Oklahoma St.	6	5	8	0	14	1.6
Cincinnati	6	6	9	0	12	1.5
Kansas St.	6	6	8	0	5	1.33

KICK RETURNS

Team	G	No.	Yards	TD	Long	Avg.
Houston	6	20	525	2	100	26.25
BYU	6	18	349	0	40	19.39
Kansas	6	17	323	0	43	19.00
TCU	6	15	289	0	40	19.27
Texas Tech	6	14	372	1	100	26.57
Baylor	6	14	302	0	34	21.57
Oklahoma	6	13	207	0	31	15.92
Texas	6	12	198	0	45	16.50
Oklahoma St.	6	12	248	0	35	20.67
UCF	6	11	221	0	51	20.09
West Virginia	6	10	179	0	24	17.90
Cincinnati	6	8	147	0	37	18.38
Kansas St.	6	6	81	0	19	13.50
Iowa St.	6	4	189	0	72	47.25

PUNT RETURNS

Team	G	No	Yards	TD	Long	Avg.
Texas	6	12	211	2	74	17.58
West Virginia	6	8	82	0	20	10.25
Oklahoma	6	8	48	0	22	6
Houston	6	8	26	0	14	3.25
Baylor	6	8	89	0	41	11.13
Texas Tech	6	7	162	1	43	23.14
Kansas St.	6	6	8	0	5	1.33
Iowa St.	6	6	22	0	10	3.67
Cincinnati	6	6	9	0	12	1.5
UCF	6	5	33	0	12	6.6
TCU	6	5	16	0	13	3.2
Oklahoma St.	6	5	8	0	14	1.6
BYU	6	5	14	0	12	2.8
Kansas	6	3	108	1	82	36

KICK RETURN YARDS

Team	G	No.	Yards	TD	Long	Avg.
Houston	6	20	525	2	100	26.25
Texas Tech	6	14	372	1	100	26.57
BYU	6	18	349	0	40	19.39
Kansas	6	17	323	0	43	19.00
Baylor	6	14	302	0	34	21.57
TCU	6	15	289	0	40	19.27
Oklahoma St.	6	12	248	0	35	20.67
UCF	6	11	221	0	51	20.09
Oklahoma	6	13	207	0	31	15.92
Texas	6	12	198	0	45	16.50
Iowa St.	6	4	189	0	72	47.25
West Virginia	6	10	179	0	24	17.90
Cincinnati	6	8	147	0	37	18.38
Kansas St.	6	6	81	0	19	13.50



**2023-24 Big 12 Football
Extended Team Leaders
In Conference games**

PUNT RETURN YARDS

Team	G	No	Yards	TD	Long	Avg.
Texas	6	12	211	2	74	17.58
Texas Tech	6	7	162	1	43	23.14
Kansas	6	3	108	1	82	36
Baylor	6	8	89	0	41	11.13
West Virginia	6	8	82	0	20	10.25
Oklahoma	6	8	48	0	22	6
UCF	6	5	33	0	12	6.6
Houston	6	8	26	0	14	3.25
Iowa St.	6	6	22	0	10	3.67
TCU	6	5	16	0	13	3.2
BYU	6	5	14	0	12	2.8
Cincinnati	6	6	9	0	12	1.5
Oklahoma St.	6	5	8	0	14	1.6
Kansas St.	6	6	8	0	5	1.33

KICK RETURN TDS

Team	G	No.	Yards	TD	Long	Avg.
Houston	6	20	525	2	100	26.25
Texas Tech	6	14	372	1	100	26.57
West Virginia	6	10	179	0	24	17.90
UCF	6	11	221	0	51	20.09
Texas	6	12	198	0	45	16.50
TCU	6	15	289	0	40	19.27
Oklahoma St.	6	12	248	0	35	20.67
Oklahoma	6	13	207	0	31	15.92
Kansas St.	6	6	81	0	19	13.50
Kansas	6	17	323	0	43	19.00
Iowa St.	6	4	189	0	72	47.25
Cincinnati	6	8	147	0	37	18.38
BYU	6	18	349	0	40	19.39
Baylor	6	14	302	0	34	21.57

PUNT RETURN TDS

Team	G	No	Yards	TD	Long	Avg.
Texas	6	12	211	2	74	17.58
Texas Tech	6	7	162	1	43	23.14
Kansas	6	3	108	1	82	36
West Virginia	6	8	82	0	20	10.25
UCF	6	5	33	0	12	6.6
TCU	6	5	16	0	13	3.2
Oklahoma St.	6	5	8	0	14	1.6
Oklahoma	6	8	48	0	22	6
Kansas St.	6	6	8	0	5	1.33
Iowa St.	6	6	22	0	10	3.67
Houston	6	8	26	0	14	3.25
Cincinnati	6	6	9	0	12	1.5
BYU	6	5	14	0	12	2.8
Baylor	6	8	89	0	41	11.13

KICKOFF RETURNS

Team	G	No	Yards	TD	Long	Avg.
Texas Tech	6	33	1399	1	100	42.39
Texas	6	41	1696	0	45	41.37
Oklahoma	6	36	1473	0	31	40.92
BYU	6	26	1059	0	40	40.73
Baylor	6	29	1181	0	34	40.72
Oklahoma St.	6	45	1818	0	35	40.4
Iowa St.	6	37	1492	0	72	40.32
Kansas St.	6	39	1541	0	19	39.51
UCF	6	30	1183	0	51	39.43
Kansas	6	38	1497	0	43	39.39
West Virginia	6	38	1458	0	24	38.37
Cincinnati	6	25	896	0	37	35.84
TCU	6	31	1086	0	40	35.03
Houston	6	25	866	2	100	34.64



**2023-24 Big 12 Football
Extended Team Leaders
In Conference games**

INTERCEPTION RETURN AVG

Team	G	No.	Yards	TD	Long	Avg.
Kansas	6	5	147	3	50	29.40
BYU	6	7	171	1	42	24.43
UCF	6	3	54	0	27	18.00
Texas	6	5	90	0	45	18.00
Houston	6	3	50	0	35	16.67
Oklahoma St.	6	8	131	1	35	16.38
Oklahoma	6	9	115	1	44	12.78
West Virginia	6	4	51	0	31	12.75
Texas Tech	6	4	49	0	23	12.25
TCU	6	3	36	1	35	12.00
Kansas St.	6	8	77	0	26	9.63
Iowa St.	6	10	28	0	18	2.80
Baylor	6	5	11	0	6	2.20
Cincinnati	6	1	0	0	0	0.00

FUMBLE RETURNS

Team	G	No.	Yards	TD	Long	Avg.
West Virginia	6	3	0	0	0	0.00
UCF	6	3	87	1	87	29.00
Texas Tech	6	1	0	0	0	0.00
Texas	6	4	0	0	0	0.00
TCU	6	1	0	0	0	0.00
Oklahoma St.	6	5	0	0	0	0.00
Oklahoma	6	2	0	0	0	0.00
Kansas St.	6	3	0	0	0	0.00
Kansas	6	4	28	1	22	7.00
Iowa St.	6	1	0	0	0	0.00
Houston	6	2	0	0	0	0.00
Cincinnati	6	2	0	0	0	0.00
BYU	6	4	0	1	0	0.00
Baylor	6	6	87	2	72	14.50

INTERCEPTION RETURNS

Team	G	No.	Yards	TD	Long	Avg.
Iowa St.	6	10	28	0	18	2.80
Oklahoma	6	9	115	1	44	12.78
Oklahoma St.	6	8	131	1	35	16.38
Kansas St.	6	8	77	0	26	9.63
BYU	6	7	171	1	42	24.43
Texas	6	5	90	0	45	18.00
Kansas	6	5	147	3	50	29.40
Baylor	6	5	11	0	6	2.20
West Virginia	6	4	51	0	31	12.75
Texas Tech	6	4	49	0	23	12.25
UCF	6	3	54	0	27	18.00
TCU	6	3	36	1	35	12.00
Houston	6	3	50	0	35	16.67
Cincinnati	6	1	0	0	0	0.00

FUMBLE RETURN YARDS

Team	G	No.	Yards	TD	Long	Avg.
UCF	6	3	87	1	87	29.00
Baylor	6	6	87	2	72	14.50
Kansas	6	4	28	1	22	7.00
West Virginia	6	3	0	0	0	0.00
Texas Tech	6	1	0	0	0	0.00
Texas	6	4	0	0	0	0.00
TCU	6	1	0	0	0	0.00
Oklahoma St.	6	5	0	0	0	0.00
Oklahoma	6	2	0	0	0	0.00
Kansas St.	6	3	0	0	0	0.00
Iowa St.	6	1	0	0	0	0.00
Houston	6	2	0	0	0	0.00
Cincinnati	6	2	0	0	0	0.00
BYU	6	4	0	1	0	0.00

INTERCEPTION RET YARDS

Team	G	No.	Yards	TD	Long	Avg.
BYU	6	7	171	1	42	24.43
Kansas	6	5	147	3	50	29.40
Oklahoma St.	6	8	131	1	35	16.38
Oklahoma	6	9	115	1	44	12.78
Texas	6	5	90	0	45	18.00
Kansas St.	6	8	77	0	26	9.63
UCF	6	3	54	0	27	18.00
West Virginia	6	4	51	0	31	12.75
Houston	6	3	50	0	35	16.67
Texas Tech	6	4	49	0	23	12.25
TCU	6	3	36	1	35	12.00
Iowa St.	6	10	28	0	18	2.80
Baylor	6	5	11	0	6	2.20
Cincinnati	6	1	0	0	0	0.00

FUMBLE RETURN TDS

Team	G	No.	Yards	TD	Long	Avg.
Baylor	6	6	87	2	72	14.50
UCF	6	3	87	1	87	29.00
Kansas	6	4	28	1	22	7.00
BYU	6	4	0	1	0	0.00
West Virginia	6	3	0	0	0	0.00
Texas Tech	6	1	0	0	0	0.00
Texas	6	4	0	0	0	0.00
TCU	6	1	0	0	0	0.00
Oklahoma St.	6	5	0	0	0	0.00
Oklahoma	6	2	0	0	0	0.00
Kansas St.	6	3	0	0	0	0.00
Iowa St.	6	1	0	0	0	0.00
Houston	6	2	0	0	0	0.00
Cincinnati	6	2	0	0	0	0.00



INTERCEPTION RETURN TDS

Team	G	No.	Yards	TD	Long	Avg.
Kansas	6	5	147	3	50	29.40
TCU	6	3	36	1	35	12.00
Oklahoma St.	6	8	131	1	35	16.38
Oklahoma	6	9	115	1	44	12.78
BYU	6	7	171	1	42	24.43
West Virginia	6	4	51	0	31	12.75
UCF	6	3	54	0	27	18.00
Texas Tech	6	4	49	0	23	12.25
Texas	6	5	90	0	45	18.00
Kansas St.	6	8	77	0	26	9.63
Iowa St.	6	10	28	0	18	2.80
Houston	6	3	50	0	35	16.67
Cincinnati	6	1	0	0	0	0.00
Baylor	6	5	11	0	6	2.20

FUMBLE RECOVERED

Team	G	No.	Yards	TD	Long	Avg.
Baylor	6	6	87	2	72	14.50
Oklahoma St.	6	5	0	0	0	0.00
Texas	6	4	0	0	0	0.00
Kansas	6	4	28	1	22	7.00
BYU	6	4	0	1	0	0.00
West Virginia	6	3	0	0	0	0.00
UCF	6	3	87	1	87	29.00
Kansas St.	6	3	0	0	0	0.00
Oklahoma	6	2	0	0	0	0.00
Houston	6	2	0	0	0	0.00
Cincinnati	6	2	0	0	0	0.00
Texas Tech	6	1	0	0	0	0.00
TCU	6	1	0	0	0	0.00
Iowa St.	6	1	0	0	0	0.00

FUMBLE RETURN AVG

Team	G	No.	Yards	TD	Long	Avg.
UCF	6	3	87	1	87	29.00
Baylor	6	6	87	2	72	14.50
Kansas	6	4	28	1	22	7.00
West Virginia	6	3	0	0	0	0.00
Texas Tech	6	1	0	0	0	0.00
Texas	6	4	0	0	0	0.00
TCU	6	1	0	0	0	0.00
Oklahoma St.	6	5	0	0	0	0.00
Oklahoma	6	2	0	0	0	0.00
Kansas St.	6	3	0	0	0	0.00
Iowa St.	6	1	0	0	0	0.00
Houston	6	2	0	0	0	0.00
Cincinnati	6	2	0	0	0	0.00
BYU	6	4	0	1	0	0.00

TURNOVER MARGIN

Team	Lost				Gained			Margin	Per/G
	G	Fum	Int	Tot	Fum	Int	Tot		
Oklahoma St.	6	2	5	7	5	8	13	6	1.00
Iowa St.	6	1	4	5	1	10	11	6	1.00
Baylor	6	3	3	6	6	5	11	5	0.83
Kansas St.	6	2	5	7	3	8	11	4	0.67
Kansas	6	2	4	6	4	5	9	3	0.50
Oklahoma	6	5	4	9	2	9	11	2	0.33
BYU	6	4	5	9	4	7	11	2	0.33
West Virginia	6	3	4	7	3	4	7	0	0.00
Texas	6	5	6	11	4	5	9	-2	-0.33
UCF	6	4	5	9	3	3	6	-3	-0.50
Houston	6	2	6	8	2	3	5	-3	-0.50
Texas Tech	6	3	7	10	1	4	5	-5	-0.83
TCU	6	1	10	11	1	3	4	-7	-1.17
Cincinnati	6	4	7	11	2	1	3	-8	-1.33

FIRST DOWNS

Team	G	Rush	Pass	Pen	Total	Avg/G
TCU	6	56	93	7	156	26
Oklahoma	6	59	76	14	149	24.83
Kansas St.	6	75	63	9	147	24.5
West Virginia	6	72	51	19	142	23.67
Oklahoma St.	6	49	79	8	136	22.67
Texas	6	58	75	2	135	22.5
UCF	6	60	57	11	128	21.33
Cincinnati	6	66	55	5	126	21
Texas Tech	6	60	56	7	123	20.5
Kansas	6	51	58	10	119	19.83
Baylor	6	36	78	5	119	19.83
Houston	6	35	69	6	110	18.33
Iowa St.	6	37	60	7	104	17.33
BYU	6	34	59	11	104	17.33

3RD-DOWN CONVERSIONS

Team	G	Conv.	Att.	Pct.
Kansas St.	6	41	82	50
UCF	6	36	76	47.37
TCU	6	43	95	45.26
West Virginia	6	38	85	44.71
Kansas	6	27	65	41.54
Iowa St.	6	35	89	39.33
Texas Tech	6	38	97	39.18
Oklahoma St.	6	36	94	38.3
Oklahoma	6	31	82	37.8
Baylor	6	34	91	37.36
Texas	6	28	76	36.84
Cincinnati	6	32	89	35.96
Houston	6	27	76	35.53
BYU	6	22	78	28.21



**2023-24 Big 12 Football
Extended Team Leaders
In Conference games**

1ST DOWNS RUSHING

Team	G	Rush	Pass	Pen	Total	Avg/G
Kansas St.	6	75	63	9	147	24.5
West Virginia	6	72	51	19	142	23.67
Cincinnati	6	66	55	5	126	21
UCF	6	60	57	11	128	21.33
Texas Tech	6	60	56	7	123	20.5
Oklahoma	6	59	76	14	149	24.83
Texas	6	58	75	2	135	22.5
TCU	6	56	93	7	156	26
Kansas	6	51	58	10	119	19.83
Oklahoma St.	6	49	79	8	136	22.67
Iowa St.	6	37	60	7	104	17.33
Baylor	6	36	78	5	119	19.83
Houston	6	35	69	6	110	18.33
BYU	6	34	59	11	104	17.33

OPT 3RD-DN CONVERT

Team	G	Conv.	Att.	Pct.
Texas	6	19	80	23.75
Kansas St.	6	22	85	25.88
Oklahoma	6	25	88	28.41
TCU	6	32	89	35.96
Iowa St.	6	31	85	36.47
West Virginia	6	31	80	38.75
Cincinnati	6	32	82	39.02
Texas Tech	6	35	87	40.23
Oklahoma St.	6	38	89	42.7
Kansas	6	36	78	46.15
Baylor	6	37	79	46.84
UCF	6	43	85	50.59
BYU	6	43	84	51.19
Houston	6	44	84	52.38

1ST DOWNS PASSING

Team	G	Rush	Pass	Pen	Total	Avg/G
TCU	6	56	93	7	156	26
Oklahoma St.	6	49	79	8	136	22.67
Baylor	6	36	78	5	119	19.83
Oklahoma	6	59	76	14	149	24.83
Texas	6	58	75	2	135	22.5
Houston	6	35	69	6	110	18.33
Kansas St.	6	75	63	9	147	24.5
Iowa St.	6	37	60	7	104	17.33
BYU	6	34	59	11	104	17.33
Kansas	6	51	58	10	119	19.83
UCF	6	60	57	11	128	21.33
Texas Tech	6	60	56	7	123	20.5
Cincinnati	6	66	55	5	126	21
West Virginia	6	72	51	19	142	23.67

4TH-DOWN CONVERSIONS

Team	G	Conv.	Att.	Pct.
Iowa St.	6	6	8	75
UCF	6	6	9	66.67
Texas Tech	6	15	24	62.5
Texas	6	10	16	62.5
Oklahoma	6	6	10	60
TCU	6	8	14	57.14
West Virginia	6	7	13	53.85
Oklahoma St.	6	5	10	50
BYU	6	5	13	38.46
Kansas St.	6	4	11	36.36
Kansas	6	3	9	33.33
Cincinnati	6	6	20	30
Baylor	6	6	22	27.27
Houston	6	2	12	16.67

1ST DOWNS BY PENALTY

Team	G	Rush	Pass	Pen	Total	Avg/G
West Virginia	6	72	51	19	142	23.67
Oklahoma	6	59	76	14	149	24.83
UCF	6	60	57	11	128	21.33
BYU	6	34	59	11	104	17.33
Kansas	6	51	58	10	119	19.83
Kansas St.	6	75	63	9	147	24.5
Oklahoma St.	6	49	79	8	136	22.67
Texas Tech	6	60	56	7	123	20.5
TCU	6	56	93	7	156	26
Iowa St.	6	37	60	7	104	17.33
Houston	6	35	69	6	110	18.33
Cincinnati	6	66	55	5	126	21
Baylor	6	36	78	5	119	19.83
Texas	6	58	75	2	135	22.5

OPP 4TH-DN CONVERT

Team	G	Conv.	Att.	Pct.
Oklahoma St.	6	2	13	15.38
TCU	6	5	15	33.33
Texas	6	6	16	37.5
BYU	6	6	16	37.5
Texas Tech	6	5	11	45.45
West Virginia	6	7	15	46.67
Kansas St.	6	9	19	47.37
Oklahoma	6	9	18	50
Kansas	6	5	10	50
Baylor	6	4	8	50
Iowa St.	6	11	19	57.89
UCF	6	6	10	60
Houston	6	8	13	61.54
Cincinnati	6	6	8	75



**2023-24 Big 12 Football
Extended Team Leaders
In Conference games**

OPPONENT 1ST DOWNS

Team	G	Rush	Pass	Pen	Total	Avg/G
Kansas St.	6	43	61	7	111	18.5
Texas	6	31	75	9	115	19.17
TCU	6	54	48	13	115	19.17
Iowa St.	6	43	65	11	119	19.83
Texas Tech	6	47	64	10	121	20.17
Oklahoma St.	6	51	67	4	122	20.33
Baylor	6	57	61	4	122	20.33
Cincinnati	6	47	64	12	123	20.5
West Virginia	6	54	68	7	129	21.5
Oklahoma	6	50	72	12	134	22.33
Kansas	6	53	79	7	139	23.17
BYU	6	67	69	8	144	24
Houston	6	71	71	5	147	24.5
UCF	6	80	65	12	157	26.17



**2023-24 Big 12 Football
Extended Team Leaders
In Conference games**

SACKS BY

Team	G	No.	Yards	Avg/G
UCF	6	15	124	2.5
Texas	6	14	87	2.33
West Virginia	6	13	87	2.17
Kansas	6	13	86	2.17
Houston	6	13	77	2.17
TCU	6	12	84	2
Oklahoma	6	12	71	2
Texas Tech	6	10	73	1.67
Oklahoma St.	6	10	54	1.67
Kansas St.	6	9	59	1.5
Baylor	6	9	63	1.5
Iowa St.	6	8	61	1.33
Cincinnati	6	7	41	1.17
BYU	6	3	40	0.5

KICKOFF COVERAGE

Team	G	No	Yards	Avg.	Ret.	TB	NetAvg
Texas Tech	6	33	2108	63.88	215	20	37.45
Texas	6	41	2644	64.49	230	25	44.41
Oklahoma	6	36	2234	62.06	229	17	43.53
BYU	6	26	1630	62.69	171	16	33.88
Baylor	6	29	1764	60.83	232	6	41.62
Oklahoma St.	6	45	2798	62.18	142	24	42.56
Iowa St.	6	37	2336	63.14	284	22	42.22
Kansas St.	6	39	2382	61.08	303	15	47.59
UCF	6	30	1775	59.17	266	13	39.8
Kansas	6	38	2322	61.11	163	25	36.16
West Virginia	6	38	2358	62.05	525	13	48.79
Cincinnati	6	25	1493	59.72	221	11	41.44
TCU	6	31	1855	59.84	310	17	35.68
Houston	6	25	1530	61.2	339	13	27.2

SACKS AGAINST

Team	G	No.	Yards	Avg/G
Oklahoma St.	6	2	19	0.33
West Virginia	6	3	18	0.5
Kansas	6	6	51	1
Iowa St.	6	7	36	1.17
Texas Tech	6	8	54	1.33
Oklahoma	6	10	51	1.67
Kansas St.	6	10	67	1.67
TCU	6	12	66	2
BYU	6	12	95	2
UCF	6	13	105	2.17
Cincinnati	6	13	82	2.17
Texas	6	14	83	2.33
Houston	6	14	90	2.33
Baylor	6	24	190	4

RED ZONE OFFENSE

Team	G	Scores	Pct.	TDs	(R-P)	FGs	TurnO
Iowa St.	6	19 - 19	100.00	10	6 - 4	9 - 9	0
UCF	6	15 - 16	93.75	13	8 - 5	2 - 3	0
West Virginia	6	26 - 29	89.66	17	15 - 2	9 - 9	2
Kansas St.	6	26 - 30	86.67	23	15 - 8	3 - 5	2
Kansas	6	17 - 20	85.00	13	9 - 4	4 - 6	1
Oklahoma St.	6	27 - 32	84.38	15	10 - 5	12 - 15	2
Oklahoma	6	23 - 28	82.14	16	11 - 5	7 - 10	2
Texas Tech	6	18 - 23	78.26	15	9 - 6	3 - 3	4
BYU	6	14 - 18	77.78	8	4 - 4	6 - 8	2
Texas	6	18 - 25	72.00	11	8 - 3	7 - 8	6
Houston	6	9 - 13	69.23	6	1 - 5	3 - 3	4
Cincinnati	6	11 - 16	68.75	6	3 - 3	5 - 7	3
TCU	6	14 - 21	66.67	11	5 - 6	3 - 3	6
Baylor	6	18 - 27	66.67	9	6 - 3	9 - 12	5

PENALTIES

Team	G	No.	Yards	Avg/G
Baylor	6	23	148	24.67
Oklahoma St.	6	26	206	34.33
Iowa St.	6	28	234	39
Kansas St.	6	28	240	40
BYU	6	29	247	41.17
Kansas	6	28	267	44.5
West Virginia	6	33	275	45.83
Texas	6	37	291	48.5
Cincinnati	6	31	297	49.5
TCU	6	36	299	49.83
Houston	6	31	302	50.33
Oklahoma	6	42	310	51.67
UCF	6	38	321	53.5
Texas Tech	6	36	338	56.33

RED ZONE DEFENSE

Team	G	Scores	Pct.	TDs	(R-P)	FGs	TurnO
Texas	6	14 - 22	63.64	7	3 - 4	7 - 8	6
Baylor	6	17 - 24	70.83	13	7 - 6	4 - 6	4
Oklahoma St.	6	10 - 14	71.43	7	5 - 2	3 - 4	3
Oklahoma	6	15 - 21	71.43	8	7 - 1	7 - 9	4
Kansas St.	6	14 - 19	73.68	6	5 - 1	8 - 9	3
West Virginia	6	14 - 18	77.78	11	5 - 6	3 - 5	2
BYU	6	19 - 24	79.17	12	4 - 8	7 - 7	5
UCF	6	31 - 38	81.58	22	18 - 4	9 - 14	1
TCU	6	18 - 22	81.82	11	7 - 4	7 - 7	4
Iowa St.	6	14 - 17	82.35	12	7 - 5	2 - 3	2
Cincinnati	6	22 - 26	84.62	14	9 - 5	8 - 10	2
Houston	6	22 - 25	88.00	18	13 - 5	4 - 6	1
Texas Tech	6	18 - 19	94.74	14	8 - 6	4 - 4	1
Kansas	6	27 - 28	96.43	18	12 - 6	9 - 9	1



OPPONENT PENALTIES

Team	G	No.	Yards	Avg/G
West Virginia	6	46	424	70.67
BYU	6	46	383	63.83
Kansas St.	6	40	330	55
Kansas	6	33	282	47
Houston	6	31	279	46.5
Oklahoma	6	33	266	44.33
UCF	6	29	265	44.17
Oklahoma St.	6	29	253	42.17
Iowa St.	6	30	253	42.17
TCU	6	29	252	42
Baylor	6	27	242	40.33
Cincinnati	6	29	203	33.83
Texas Tech	6	22	187	31.17
Texas	6	22	156	26

TIME OF POSSESSION

Team	G	Total possession	Avg/G
West Virginia	6	209:12	34:52
Kansas St.	6	193:24	32:14
Iowa St.	6	190:41	31:47
Baylor	6	189:58	31:40
Texas	6	189:22	31:34
Cincinnati	6	186:03	31:01
Oklahoma St.	6	185:37	30:56
Kansas	6	172:51	28:49
Texas Tech	6	172:38	28:46
BYU	6	171:10	28:32
Oklahoma	6	169:46	28:17
Houston	6	164:32	27:25
TCU	6	164:04	27:20
UCF	6	156:56	26:10



**2023-24 Big 12 Football
Conference Individual Game Highs
In Conference games**

INDIVIDUAL PLAYER GAME HIGHS

Points scored	
30	Avery Johnson (Kansas St.) at Texas Tech (10/14/2023)
24	Ollie Gordon (Oklahoma St.) at West Virginia (10/21/2023)
24	DJ Giddens (Kansas St.) vs UCF (09/23/2023)
Touchdowns	
5	Avery Johnson (Kansas St.) at Texas Tech (10/14/2023)
4	Ollie Gordon (Oklahoma St.) at West Virginia (10/21/2023)
4	DJ Giddens (Kansas St.) vs UCF (09/23/2023)
TD responsibility	
5	Avery Johnson (Kansas St.) at Texas Tech (10/14/2023) [5r,0p]
5	Jason Bean (Kansas) at Oklahoma St. (10/14/2023) [0r,5p]
5	Donovan Smith (Houston) vs West Virginia (10/12/2023) [1r,4p]
5	Dillon Gabriel (Oklahoma) vs Iowa St. (09/30/2023) [2r,3p]
Points scored kicking	
17	Alex Hale (Oklahoma St.) vs Kansas St. (10/06/2023) [5fg,2pat]
Total offense yards	
465	Josh Hoover (TCU) vs BYU (10/14/2023) [26r,439p]
438	Garrett Greene (West Virginia) at Houston (10/12/2023) [47r,391p]
Total offense plays	
59	Josh Hoover (TCU) vs BYU (10/14/2023) [1r,58p]
56	Josh Hoover (TCU) at Texas Tech (11/02/2023) [4r,52p]
56	Kedon Slovis (BYU) at Kansas (09/23/2023) [5r,51p]
56	Emory Jones (Cincinnati) vs Oklahoma (09/23/2023) [15r,41p]
Total offense yards/play	
42	Jaylin Noel (Iowa St.) vs Kansas (11/04/2023) [42-1]
35	Xavier Worthy (Texas) at Baylor (09/23/2023) [35-1]
Rushing yards	
282	Ollie Gordon (Oklahoma St.) at West Virginia (10/21/2023)
271	Ollie Gordon (Oklahoma St.) vs Cincinnati (10/28/2023)
Rushing attempts	
33	Ollie Gordon (Oklahoma St.) vs Oklahoma (11/04/2023)
31	Tahj Brooks (Texas Tech) vs TCU (11/02/2023)
31	Tahj Brooks (Texas Tech) at Baylor (10/07/2023)
Yards per rush	
54	Jake Strong (Texas Tech) vs Kansas St. (10/14/2023) [54-1]
26	Josh Hoover (TCU) vs BYU (10/14/2023) [26-1]
Rushing TDs	
5	Avery Johnson (Kansas St.) at Texas Tech (10/14/2023)
4	Ollie Gordon (Oklahoma St.) at West Virginia (10/21/2023)
4	DJ Giddens (Kansas St.) vs UCF (09/23/2023)
Longest rush	
79	Johnny Richardson (UCF) vs Baylor (09/30/2023)
75	Ollie Gordon (Oklahoma St.) vs Cincinnati (10/28/2023)
75	Devin Neal (Kansas) vs UCF (10/07/2023)
Passing yards	
439	Josh Hoover (TCU) vs BYU (10/14/2023)
410	Jason Bean (Kansas) at Oklahoma St. (10/14/2023)
Passing attempts	
58	Josh Hoover (TCU) vs BYU (10/14/2023)
52	Josh Hoover (TCU) at Texas Tech (11/02/2023)
Passing TDs	
5	Jason Bean (Kansas) at Oklahoma St. (10/14/2023)
4	Will Howard (Kansas St.) at Texas (11/04/2023)



**2023-24 Big 12 Football
Conference Individual Game Highs
In Conference games**

4	Josh Hoover (TCU) vs BYU (10/14/2023)
4	Donovan Smith (Houston) vs West Virginia (10/12/2023)
4	Donovan Smith (Houston) at Texas Tech (09/30/2023)
Longest pass	
86	John Rhys Plumlee (UCF) at Oklahoma (10/21/2023)
80	Jason Bean (Kansas) at Iowa St. (11/04/2023)
Passes completed	
37	Josh Hoover (TCU) vs BYU (10/14/2023)
32	Josh Hoover (TCU) at Texas Tech (11/02/2023)
32	Donovan Smith (Houston) vs Texas (10/21/2023)
Had intercepted	
3	John Rhys Plumlee (UCF) vs West Virginia (10/28/2023)
3	Jake Strong (Texas Tech) at BYU (10/21/2023)
3	Jake Strong (Texas Tech) vs Kansas St. (10/14/2023)
3	Will Howard (Kansas St.) at Oklahoma St. (10/06/2023)
Pass completion pct	
100	Nicco Marchiol (West Virginia) vs BYU (11/04/2023) [4-4]
100	Jaylin Noel (Iowa St.) vs Kansas (11/04/2023) [1-1]
100	Nicco Marchiol (West Virginia) at UCF (10/28/2023) [1-1]
100	Jake Rubley (Kansas St.) vs Houston (10/28/2023) [1-1]
100	Ryan Sanborn (Texas) at Houston (10/21/2023) [1-1]
100	Grant Tisdale (TCU) vs BYU (10/14/2023) [1-1]
100	Savion Red (Texas) vs Oklahoma (N) (10/07/2023) [1-1]
100	Brennan Presley (Oklahoma St.) vs Kansas St. (10/06/2023) [1-1]
100	J.J. Kohl (Iowa St.) at Oklahoma (09/30/2023) [4-4]
100	LJ Martin (BYU) vs Cincinnati (09/29/2023) [1-1]
100	Xavier Worthy (Texas) at Baylor (09/23/2023) [1-1]
100	Traylon Ray (West Virginia) vs Texas Tech (09/23/2023) [1-1]
Pass yards/attempt	
42	Jaylin Noel (Iowa St.) vs Kansas (11/04/2023) [42-1]
35	Xavier Worthy (Texas) at Baylor (09/23/2023) [35-1]
Pass yards/catch	
42	Jaylin Noel (Iowa St.) vs Kansas (11/04/2023) [42-1]
35	Xavier Worthy (Texas) at Baylor (09/23/2023) [35-1]
Receiving yards	
172	Jayden Higgins (Iowa St.) at Cincinnati (10/14/2023)
150	Monaray Baldwin (Baylor) at UCF (09/30/2023)
Receptions	
12	Drake Stoops (Oklahoma) at Oklahoma St. (11/04/2023)
10	Rashod Owens (Oklahoma St.) vs Oklahoma (11/04/2023)
10	Myles Price (Texas Tech) at Baylor (10/07/2023)
10	Jordan Whittington (Texas) vs Oklahoma (N) (10/07/2023)
10	Adonai Mitchell (Texas) vs Kansas (09/30/2023)
10	Samuel Brown (Houston) at Texas Tech (09/30/2023)
Yards per catch	
122	Ollie Gordon (Oklahoma St.) vs Kansas (10/14/2023) [6-116]
75	DJ Giddens (Kansas St.) vs TCU (10/21/2023) [2-75]
Receiving TDs	
2	Phillip Brooks (Kansas St.) at Texas (11/04/2023)
2	Adonai Mitchell (Texas) vs BYU (10/28/2023)
2	Kobe Hudson (UCF) vs West Virginia (10/28/2023)
2	Matthew Golden (Houston) vs Texas (10/21/2023)
2	Xzavier Henderson (Cincinnati) vs Baylor (10/21/2023)
2	Nic Anderson (Oklahoma) vs UCF (10/21/2023)
2	Javon Baker (UCF) at Oklahoma (10/21/2023)



**2023-24 Big 12 Football
Conference Individual Game Highs
In Conference games**

2	Mason Fairchild (Kansas) at Oklahoma St. (10/14/2023)
2	Quentin Skinner (Kansas) at Oklahoma St. (10/14/2023)
2	Stephon Johnson Jr. (Houston) vs West Virginia (10/12/2023)
2	Baylor Cupp (Texas Tech) at Baylor (10/07/2023)
2	Chamon Metayer (Cincinnati) at BYU (09/29/2023)
2	Kobe Hudson (UCF) at Kansas St. (09/23/2023)
2	Daniel Jackson (Iowa St.) vs Oklahoma St. (09/23/2023)
2	Luke Grimm (Kansas) vs BYU (09/23/2023)
Longest reception	
86	Javon Baker (UCF) at Oklahoma (10/21/2023)
80	Lawrence Arnold (Kansas) at Iowa St. (11/04/2023)
Field goal attempts	
6	Alex Hale (Oklahoma St.) vs Kansas St. (10/06/2023)
5	Alex Hale (Oklahoma St.) vs Kansas (10/14/2023)
5	Griffin Kell (TCU) at Houston (09/16/2023)
Field goals made	
5	Alex Hale (Oklahoma St.) vs Kansas St. (10/06/2023)
4	Bert Auburn (Texas) vs Kansas St. (11/04/2023)
4	Isaiah Hankins (Baylor) at Cincinnati (10/21/2023)
4	Alex Hale (Oklahoma St.) vs Kansas (10/14/2023)
Longest field goal	
55	Gino Garcia (Texas Tech) vs TCU (11/02/2023)
54	Isaiah Hankins (Baylor) at Cincinnati (10/21/2023)
54	Carter Brown (Cincinnati) vs Oklahoma (09/23/2023)
Field goal pct	
100	Michael Hayes (West Virginia) vs BYU (11/04/2023) [3-3]
100	Chase Contreras (Iowa St.) vs Kansas (11/04/2023) [2-2]
100	Carter Brown (Cincinnati) vs UCF (11/04/2023) [2-2]
100	Alex Hale (Oklahoma St.) vs Oklahoma (11/04/2023) [2-2]
100	Bert Auburn (Texas) vs Kansas St. (11/04/2023) [4-4]
100	Gino Garcia (Texas Tech) vs TCU (11/02/2023) [2-2]
100	Chase Contreras (Iowa St.) at Baylor (10/28/2023) [3-3]
100	Will Ferrin (BYU) at Texas (10/28/2023) [2-2]
100	Michael Hayes (West Virginia) at UCF (10/28/2023) [2-2]
100	Chris Tennant (Kansas St.) vs TCU (10/21/2023) [2-2]
100	Griffin Kell (TCU) at Kansas St. (10/21/2023) [1-1]
100	Will Ferrin (BYU) vs Texas Tech (10/21/2023) [2-2]
100	Michael Hayes (West Virginia) vs Oklahoma St. (10/21/2023) [2-2]
100	Bert Auburn (Texas) at Houston (10/21/2023) [1-1]
100	Jack Martin (Houston) vs Texas (10/21/2023) [1-1]
100	Isaiah Hankins (Baylor) at Cincinnati (10/21/2023) [4-4]
100	Colton Boomer (UCF) at Oklahoma (10/21/2023) [3-3]
100	Chris Tennant (Kansas St.) at Texas Tech (10/14/2023) [1-1]
100	Will Ferrin (BYU) at TCU (10/14/2023) [1-1]
100	Griffin Kell (TCU) vs BYU (10/14/2023) [3-3]
100	Chase Contreras (Iowa St.) at Cincinnati (10/14/2023) [3-3]
100	Carter Brown (Cincinnati) vs Iowa St. (10/14/2023) [1-1]
100	Michael Hayes (West Virginia) at Houston (10/12/2023) [1-1]
100	Gino Garcia (Texas Tech) at Baylor (10/07/2023) [1-1]
100	Isaiah Hankins (Baylor) vs Texas Tech (10/07/2023) [2-2]
100	Bert Auburn (Texas) vs Oklahoma (N) (10/07/2023) [3-3]
100	Chase Contreras (Iowa St.) at Oklahoma (09/30/2023) [2-2]
100	Carter Brown (Cincinnati) at BYU (09/29/2023) [2-2]
100	Isaiah Hankins (Baylor) vs Texas (09/23/2023) [2-2]
100	Gino Garcia (Texas Tech) at West Virginia (09/23/2023) [2-2]
100	Michael Hayes (West Virginia) vs Texas Tech (09/23/2023) [2-2]



**2023-24 Big 12 Football
Conference Individual Game Highs
In Conference games**

100	Alex Hale (Oklahoma St.) at Iowa St. (09/23/2023) [2-2]
100	Chase Contreras (Iowa St.) vs Oklahoma St. (09/23/2023) [2-2]
100	Will Ferrin (BYU) at Kansas (09/23/2023) [2-2]
100	Seth Keller (Kansas) vs BYU (09/23/2023) [1-1]
100	Zach Schmit (Oklahoma) at Cincinnati (09/23/2023) [2-2]
PAT kicks attempted	
7	Gino Garcia (Texas Tech) vs Houston (09/30/2023)
PAT kicks made	
7	Gino Garcia (Texas Tech) vs Houston (09/30/2023)
PAT kicks pct	
100	Will Ferrin (BYU) at West Virginia (11/04/2023) [1-1]
100	Michael Hayes (West Virginia) vs BYU (11/04/2023) [4-4]
100	Owen Piepergerdes (Kansas) at Iowa St. (11/04/2023) [2-2]
100	Seth Keller (Kansas) at Iowa St. (11/04/2023) [2-2]
100	Chase Contreras (Iowa St.) vs Kansas (11/04/2023) [1-1]
100	Carter Brown (Cincinnati) vs UCF (11/04/2023) [2-2]
100	Colton Boomer (UCF) at Cincinnati (11/04/2023) [4-4]
100	Zach Schmit (Oklahoma) at Oklahoma St. (11/04/2023) [3-3]
100	Jack Martin (Houston) at Baylor (11/04/2023) [2-2]
100	Isaiah Hankins (Baylor) vs Houston (11/04/2023) [3-3]
100	Alex Hale (Oklahoma St.) vs Oklahoma (11/04/2023) [3-3]
100	Chris Tennant (Kansas St.) at Texas (11/04/2023) [3-3]
100	Bert Auburn (Texas) vs Kansas St. (11/04/2023) [3-3]
100	Gino Garcia (Texas Tech) vs TCU (11/02/2023) [3-3]
100	Griffin Kell (TCU) at Texas Tech (11/02/2023) [4-4]
100	Carter Brown (Cincinnati) at Oklahoma St. (10/28/2023) [1-1]
100	Alex Hale (Oklahoma St.) vs Cincinnati (10/28/2023) [6-6]
100	Bert Auburn (Texas) vs BYU (10/28/2023) [5-5]
100	Chase Contreras (Iowa St.) at Baylor (10/28/2023) [3-3]
100	Michael Hayes (West Virginia) at UCF (10/28/2023) [5-5]
100	Colton Boomer (UCF) vs West Virginia (10/28/2023) [4-4]
100	Seth Keller (Kansas) vs Oklahoma (10/28/2023) [2-2]
100	Chris Tennant (Kansas St.) vs Houston (10/28/2023) [5-5]
100	Zach Schmit (Oklahoma) at Kansas (10/28/2023) [3-3]
100	Chris Tennant (Kansas St.) vs TCU (10/21/2023) [5-5]
100	Gino Garcia (Texas Tech) at BYU (10/21/2023) [2-2]
100	Will Ferrin (BYU) vs Texas Tech (10/21/2023) [3-3]
100	Michael Hayes (West Virginia) vs Oklahoma St. (10/21/2023) [4-4]
100	Alex Hale (Oklahoma St.) at West Virginia (10/21/2023) [6-6]
100	Bert Auburn (Texas) at Houston (10/21/2023) [4-4]
100	Jack Martin (Houston) vs Texas (10/21/2023) [3-3]
100	Carter Brown (Cincinnati) vs Baylor (10/21/2023) [3-3]
100	Isaiah Hankins (Baylor) at Cincinnati (10/21/2023) [2-2]
100	Zach Schmit (Oklahoma) vs UCF (10/21/2023) [4-4]
100	Colton Boomer (UCF) at Oklahoma (10/21/2023) [2-2]
100	Gino Garcia (Texas Tech) vs Kansas St. (10/14/2023) [3-3]
100	Chris Tennant (Kansas St.) at Texas Tech (10/14/2023) [5-5]
100	Owen Piepergerdes (Kansas) at Oklahoma St. (10/14/2023) [1-1]
100	Griffin Kell (TCU) vs BYU (10/14/2023) [5-5]
100	Alex Hale (Oklahoma St.) vs Kansas (10/14/2023) [3-3]
100	Chase Contreras (Iowa St.) at Cincinnati (10/14/2023) [3-3]
100	Carter Brown (Cincinnati) vs Iowa St. (10/14/2023) [1-1]
100	Jack Martin (Houston) vs West Virginia (10/12/2023) [5-5]
100	Michael Hayes (West Virginia) at Houston (10/12/2023) [4-4]
100	Griffin Kell (TCU) at Iowa St. (10/07/2023) [2-2]
100	Gino Garcia (Texas Tech) at Baylor (10/07/2023) [4-4]



**2023-24 Big 12 Football
Conference Individual Game Highs
In Conference games**

100	Chase Contreras (Iowa St.) vs TCU (10/07/2023) [3-3]
100	Seth Keller (Kansas) vs UCF (10/07/2023) [5-5]
100	Colton Boomer (UCF) at Kansas (10/07/2023) [2-2]
100	Owen Piepergerdes (Kansas) vs UCF (10/07/2023) [1-1]
100	Zach Schmit (Oklahoma) vs Texas (N) (10/07/2023) [4-4]
100	Bert Auburn (Texas) vs Oklahoma (N) (10/07/2023) [3-3]
100	Alex Hale (Oklahoma St.) vs Kansas St. (10/06/2023) [2-2]
100	Chris Tennant (Kansas St.) at Oklahoma St. (10/06/2023) [1-1]
100	Michael Hayes (West Virginia) at TCU (09/30/2023) [3-3]
100	Griffin Kell (TCU) vs West Virginia (09/30/2023) [3-3]
100	Zach Schmit (Oklahoma) vs Iowa St. (09/30/2023) [6-6]
100	Chase Contreras (Iowa St.) at Oklahoma (09/30/2023) [2-2]
100	Isaiah Hankins (Baylor) at UCF (09/30/2023) [2-2]
100	Colton Boomer (UCF) vs Baylor (09/30/2023) [5-5]
100	Seth Keller (Kansas) at Texas (09/30/2023) [2-2]
100	Bert Auburn (Texas) vs Kansas (09/30/2023) [4-4]
100	Gino Garcia (Texas Tech) vs Houston (09/30/2023) [7-7]
100	Jack Martin (Houston) at Texas Tech (09/30/2023) [4-4]
100	Will Ferrin (BYU) vs Cincinnati (09/29/2023) [5-5]
100	Carter Brown (Cincinnati) at BYU (09/29/2023) [3-3]
100	Colton Boomer (UCF) at Kansas St. (09/23/2023) [4-4]
100	Bert Auburn (Texas) at Baylor (09/23/2023) [5-5]
100	Michael Hayes (West Virginia) vs Texas Tech (09/23/2023) [2-2]
100	Gino Garcia (Texas Tech) at West Virginia (09/23/2023) [1-1]
100	Alex Hale (Oklahoma St.) at Iowa St. (09/23/2023) [3-3]
100	Chase Contreras (Iowa St.) vs Oklahoma St. (09/23/2023) [4-4]
100	Seth Keller (Kansas) vs BYU (09/23/2023) [5-5]
100	Will Ferrin (BYU) at Kansas (09/23/2023) [3-3]
100	Zach Schmit (Oklahoma) at Cincinnati (09/23/2023) [2-2]
100	Jack Martin (Houston) vs TCU (09/16/2023) [1-1]
Punts	
8	Ryan Rehkow (BYU) vs Texas Tech (10/21/2023)
8	Hudson Kaak (Oklahoma St.) at Iowa St. (09/23/2023)
8	Tyler Perkins (Iowa St.) vs Oklahoma St. (09/23/2023)
Yards punted	
351	Ryan Rehkow (BYU) vs Texas Tech (10/21/2023) [8-351]
329	Hudson Kaak (Oklahoma St.) at Iowa St. (09/23/2023) [8-329]
Longest punt	
70	Ryan Rehkow (BYU) vs Texas Tech (10/21/2023)
Punting avg	
57	Jack Blumer (Kansas St.) vs UCF (09/23/2023) [57-1]
Punt returns	
4	Myles Price (Texas Tech) at BYU (10/21/2023)
4	Josh Cameron (Baylor) at Cincinnati (10/21/2023)
Punt return yards	
89	Xavier Worthy (Texas) vs BYU (10/28/2023)
83	Myles Price (Texas Tech) at BYU (10/21/2023)
Longest punt return	
82	Trevor Wilson (Kansas) vs UCF (10/07/2023)
74	Xavier Worthy (Texas) vs BYU (10/28/2023)
Punt return avg	
82	Trevor Wilson (Kansas) vs UCF (10/07/2023) [82-1]
44.5	Xavier Worthy (Texas) vs BYU (10/28/2023) [89-2]
Kick returns	
5	Keelan Marion (BYU) at Texas (10/28/2023)



**2023-24 Big 12 Football
Conference Individual Game Highs
In Conference games**

5	Jahiem White (West Virginia) at Houston (10/12/2023)
5	Major Everhart (TCU) at Iowa St. (10/07/2023)
5	Drae McCray (Texas Tech) at West Virginia (09/23/2023)
Kick return yards	
132	Matthew Golden (Houston) vs TCU (09/16/2023)
123	Matthew Golden (Houston) vs West Virginia (10/12/2023)
Kick return avg	
61.5	Matthew Golden (Houston) vs West Virginia (10/12/2023) [123-2]
56	Drae McCray (Texas Tech) vs Houston (09/30/2023) [112-2]
Longest kick return	
100	Matthew Golden (Houston) vs West Virginia (10/12/2023)
100	Drae McCray (Texas Tech) vs Houston (09/30/2023)
Kick return TDs	
1	Matthew Golden (Houston) vs West Virginia (10/12/2023)
1	Drae McCray (Texas Tech) vs Houston (09/30/2023)
1	Matthew Golden (Houston) vs TCU (09/16/2023)
Combined PR/KR yards	
132	Matthew Golden (Houston) vs TCU (09/16/2023) [0pr,132kr]
123	Matthew Golden (Houston) vs West Virginia (10/12/2023) [0pr,123kr]
Interceptions	
2	Jacob Parrish (Kansas St.) at Texas (11/04/2023)
2	Dadrion Taylor-Demerson (Texas Tech) vs TCU (11/02/2023)
2	Beanie Bishop Jr. (West Virginia) at UCF (10/28/2023)
2	Kobe Savage (Kansas St.) at Texas Tech (10/14/2023)
2	Beau Freyler (Iowa St.) vs TCU (10/07/2023)
2	Cameron Epps (Oklahoma St.) vs Kansas St. (10/06/2023)
Interception return yds	
51	Beanie Bishop Jr. (West Virginia) at UCF (10/28/2023)
50	Ra'Mello Dotson (Kansas) at Iowa St. (11/04/2023)
Interception return avg	
50	Ra'Mello Dotson (Kansas) at Iowa St. (11/04/2023) [50-1]
45	Michael Taaffe (Texas) vs BYU (10/28/2023) [45-1]
Longest interception rtn	
50	Ra'Mello Dotson (Kansas) at Iowa St. (11/04/2023)
45	Michael Taaffe (Texas) vs BYU (10/28/2023)
All-purpose yards	
293	DJ Giddens (Kansas St.) vs UCF (09/23/2023)
292	Ollie Gordon (Oklahoma St.) vs Cincinnati (10/28/2023)
Tackles	
17	Nickolas Martin (Oklahoma St.) at West Virginia (10/21/2023) [10-7]
17	Nickolas Martin (Oklahoma St.) vs Kansas St. (10/06/2023) [10-7]
Sacks	
3	Steve Linton (Texas Tech) at Baylor (10/07/2023) [0-3]
2.5	Tre'mon Morris-Brash (UCF) at Cincinnati (11/04/2023) [1-2]
2.5	Nelson Ceaser (Houston) at Baylor (11/04/2023) [1-2]
2.5	Collin Oliver (Oklahoma St.) vs Kansas (10/14/2023) [1-2]
Tackles for loss	
3.5	Matt Jones (Baylor) at UCF (09/30/2023) [3-1]
3.5	Matt Jones (Baylor) vs Texas (09/23/2023) [3-1]
3.5	Danny Stutsman (Oklahoma) at Cincinnati (09/23/2023) [3-1]



**2023-24 Big 12 Football
Conference Individual Game Highs
In Conference games**

200-Yard Rushing Performances

- 282 Ollie Gordon (Oklahoma St.) at West Virginia (10/21/2023)
- 271 Ollie Gordon (Oklahoma St.) vs Cincinnati (10/28/2023)
- 218 Jonathon Brooks (Texas) vs Kansas (09/30/2023)
- 207 DJ Giddens (Kansas St.) vs UCF (09/23/2023)

100-Yard Rushing Performances

- 282 Ollie Gordon (Oklahoma St.) at West Virginia (10/21/2023)
- 271 Ollie Gordon (Oklahoma St.) vs Cincinnati (10/28/2023)
- 218 Jonathon Brooks (Texas) vs Kansas (09/30/2023)
- 207 DJ Giddens (Kansas St.) vs UCF (09/23/2023)
- 170 Tahj Brooks (Texas Tech) at Baylor (10/07/2023)
- 168 Ollie Gordon (Oklahoma St.) vs Kansas (10/14/2023)
- 164 RJ Harvey (UCF) at Cincinnati (11/04/2023)
- 154 Devin Neal (Kansas) vs UCF (10/07/2023)
- 152 Emani Bailey (TCU) at Iowa St. (10/07/2023)
- 149 Tahj Brooks (Texas Tech) at West Virginia (09/23/2023)
- 146 Jahiem White (West Virginia) vs BYU (11/04/2023)
- 146 Tahj Brooks (Texas Tech) vs TCU (11/02/2023)
- 146 Tawee Walker (Oklahoma) at Kansas (10/28/2023)
- 138 Ollie Gordon (Oklahoma St.) vs Oklahoma (11/04/2023)
- 136 Ollie Gordon (Oklahoma St.) vs Kansas St. (10/06/2023)
- 134 Daniel Hishaw (Kansas) vs UCF (10/07/2023)
- 133 RJ Harvey (UCF) at Kansas (10/07/2023)
- 129 Corey Kiner (Cincinnati) vs Baylor (10/21/2023)
- 129 Jonathon Brooks (Texas) vs Oklahoma (N) (10/07/2023)
- 126 Emani Bailey (TCU) at Houston (09/16/2023)
- 121 CJ Donaldson (West Virginia) at UCF (10/28/2023)
- 121 Ollie Gordon (Oklahoma St.) at Iowa St. (09/23/2023)
- 118 Treshaun Ward (Kansas St.) at Texas Tech (10/14/2023)
- 117 Garrett Greene (West Virginia) vs Oklahoma St. (10/21/2023)
- 114 Corey Kiner (Cincinnati) vs UCF (11/04/2023)
- 113 Ryan Montgomery (Cincinnati) vs UCF (11/04/2023)
- 113 Dillon Gabriel (Oklahoma) vs Texas (N) (10/07/2023)
- 112 Jonathon Brooks (Texas) vs Kansas St. (11/04/2023)
- 112 Devin Neal (Kansas) vs Oklahoma (10/28/2023)
- 111 Gavin Sawchuk (Oklahoma) at Oklahoma St. (11/04/2023)
- 111 Cam'Ron Valdez (Texas Tech) vs Houston (09/30/2023)
- 106 Jonathon Brooks (Texas) at Baylor (09/23/2023)
- 105 Johnny Richardson (UCF) vs Baylor (09/30/2023)
- 104 Will Howard (Kansas St.) at Oklahoma St. (10/06/2023)
- 103 Myles Montgomery (Cincinnati) vs Baylor (10/21/2023)
- 102 CJ Donaldson (West Virginia) vs BYU (11/04/2023)
- 101 Tahj Brooks (Texas Tech) at BYU (10/21/2023)
- 101 RJ Harvey (UCF) at Oklahoma (10/21/2023)
- 101 Tahj Brooks (Texas Tech) vs Houston (09/30/2023)
- 100 RJ Harvey (UCF) vs West Virginia (10/28/2023)
- 100 Emani Bailey (TCU) at Kansas St. (10/21/2023)
- 100 Richard Reese (Baylor) at UCF (09/30/2023)

Number of 100-Yard Rushing Performances

- 6 Ollie Gordon, Oklahoma St.
- 5 Tahj Brooks, Texas Tech
- 4 Jonathon Brooks, Texas
- 4 RJ Harvey, UCF
- 3 Emani Bailey, TCU
- 2 Devin Neal, Kansas
- 2 Corey Kiner, Cincinnati



2	CJ Donaldson, West Virginia
1	DJ Giddens, Kansas St.
1	Jahiem White, West Virginia
1	Tawee Walker, Oklahoma
1	Daniel Hishaw, Kansas
1	Treshaun Ward, Kansas St.
1	Garrett Greene, West Virginia
1	Ryan Montgomery, Cincinnati
1	Dillon Gabriel, Oklahoma
1	Gavin Sawchuk, Oklahoma
1	Cam'Ron Valdez, Texas Tech
1	Johnny Richardson, UCF
1	Will Howard, Kansas St.
1	Myles Montgomery, Cincinnati
1	Richard Reese, Baylor
500-Yard Passing Performances	
400-Yard Passing Performances	
439	Josh Hoover (TCU) vs BYU (10/14/2023)
410	Jason Bean (Kansas) at Oklahoma St. (10/14/2023)
300-Yard Passing Performances	
439	Josh Hoover (TCU) vs BYU (10/14/2023)
410	Jason Bean (Kansas) at Oklahoma St. (10/14/2023)
391	Garrett Greene (West Virginia) at Houston (10/12/2023)
378	Donovan Smith (Houston) vs Texas (10/21/2023)
366	Dillon Gabriel (Oklahoma) vs Iowa St. (09/30/2023)
357	Kedon Slovis (BYU) at Kansas (09/23/2023)
353	Josh Hoover (TCU) at Texas Tech (11/02/2023)
348	Rocco Becht (Iowa St.) vs Oklahoma St. (09/23/2023)
346	Quinn Ewers (Texas) vs Oklahoma (N) (10/07/2023)
344	Dillon Gabriel (Oklahoma) at Oklahoma St. (11/04/2023)
336	Alan Bowman (Oklahoma St.) vs Kansas (10/14/2023)
336	Donovan Smith (Houston) at Texas Tech (09/30/2023)
334	Alan Bowman (Oklahoma St.) vs Oklahoma (11/04/2023)
327	Will Howard (Kansas St.) at Texas (11/04/2023)
325	Quinn Ewers (Texas) vs Kansas (09/30/2023)
324	Blake Shapen (Baylor) vs Texas Tech (10/07/2023)
322	Dillon Gabriel (Oklahoma) at Cincinnati (09/23/2023)
316	Blake Shapen (Baylor) at Cincinnati (10/21/2023)
314	Chandler Morris (TCU) at Houston (09/16/2023)
Number of 300-Yard Passing Performances	
3	Dillon Gabriel, Oklahoma
2	Josh Hoover, TCU
2	Donovan Smith, Houston
2	Quinn Ewers, Texas
2	Alan Bowman, Oklahoma St.
2	Blake Shapen, Baylor
1	Jason Bean, Kansas
1	Garrett Greene, West Virginia
1	Kedon Slovis, BYU
1	Rocco Becht, Iowa St.
1	Will Howard, Kansas St.
1	Chandler Morris, TCU
200-Yard Receiving Performances	
100-Yard Receiving Performances	
172	Jayden Higgins (Iowa St.) at Cincinnati (10/14/2023)
150	Monaray Baldwin (Baylor) at UCF (09/30/2023)



**2023-24 Big 12 Football
Conference Individual Game Highs
In Conference games**

- 149 Adonai Mitchell (Texas) vs Kansas St. (11/04/2023)
- 149 Leon Johnson III (Oklahoma St.) vs Cincinnati (10/28/2023)
- 146 Jaylin Noel (Iowa St.) vs Oklahoma St. (09/23/2023)
- 141 Adonai Mitchell (Texas) vs Kansas (09/30/2023)
- 138 Kobe Hudson (UCF) at Kansas St. (09/23/2023)
- 136 Rashod Owens (Oklahoma St.) vs Oklahoma (11/04/2023)
- 134 Drake Stoops (Oklahoma) at Oklahoma St. (11/04/2023)
- 134 Javon Baker (UCF) at Oklahoma (10/21/2023)
- 131 Chase Roberts (BYU) vs Cincinnati (09/29/2023)
- 130 Ketron Jackson Jr. (Baylor) at Cincinnati (10/21/2023)
- 130 Jalil Farooq (Oklahoma) vs Texas (N) (10/07/2023)
- 126 Monaray Baldwin (Baylor) vs Texas Tech (10/07/2023)
- 117 Monaray Baldwin (Baylor) vs Iowa St. (10/28/2023)
- 117 Andrel Anthony (Oklahoma) at Cincinnati (09/23/2023)
- 116 Ollie Gordon (Oklahoma St.) vs Kansas (10/14/2023)
- 116 Devin Carter (West Virginia) at Houston (10/12/2023)
- 115 Jordan Whittington (Texas) vs Oklahoma (N) (10/07/2023)
- 114 Braden Smith (Cincinnati) vs UCF (11/04/2023)
- 113 Javon Baker (UCF) vs Baylor (09/30/2023)
- 113 Samuel Brown (Houston) at Texas Tech (09/30/2023)
- 112 Lawrence Arnold (Kansas) at Iowa St. (11/04/2023)
- 112 Rashod Owens (Oklahoma St.) vs Kansas (10/14/2023)
- 110 Ja'Tavion Sanders (Texas) at Baylor (09/23/2023)
- 108 Xavier Worthy (Texas) vs Oklahoma (N) (10/07/2023)
- 105 Nic Anderson (Oklahoma) vs UCF (10/21/2023)
- 104 JP Richardson (TCU) vs BYU (10/14/2023)
- 102 Coy Eakin (Texas Tech) vs Kansas St. (10/14/2023)

Number of 100-Yard Receiving Performances

- 3 Monaray Baldwin, Baylor
- 2 Adonai Mitchell, Texas
- 2 Rashod Owens, Oklahoma St.
- 2 Javon Baker, UCF
- 1 Jayden Higgins, Iowa St.
- 1 Leon Johnson III, Oklahoma St.
- 1 Jaylin Noel, Iowa St.
- 1 Kobe Hudson, UCF
- 1 Drake Stoops, Oklahoma
- 1 Chase Roberts, BYU
- 1 Ketron Jackson Jr., Baylor
- 1 Jalil Farooq, Oklahoma
- 1 Andrel Anthony, Oklahoma
- 1 Ollie Gordon, Oklahoma St.
- 1 Devin Carter, West Virginia
- 1 Jordan Whittington, Texas
- 1 Braden Smith, Cincinnati
- 1 Samuel Brown, Houston
- 1 Lawrence Arnold, Kansas
- 1 Ja'Tavion Sanders, Texas
- 1 Xavier Worthy, Texas
- 1 Nic Anderson, Oklahoma
- 1 JP Richardson, TCU
- 1 Coy Eakin, Texas Tech



**2023-24 Big 12 Football
Team Highs
In Conference games**

POINTS	51	Kansas vs UCF (10/07/2023)
POINTS SCORED KICKING	17	Oklahoma St. vs Kansas St. (10/06/2023)
TOUCHDOWNS	7	Kansas vs UCF (10/07/2023)
	7	Texas Tech vs Houston (09/30/2023)
TOTAL OFFENSE YARDS	661	Texas vs Kansas (09/30/2023)
TOTAL OFFENSE PLAYS	88	TCU at Houston (09/16/2023)
TOTAL OFFENSE YARDS/PLAY	8.5	Texas at Baylor (09/23/2023)
RUSHING YARDS	399	Kansas vs UCF (10/07/2023)
RUSHING ATTEMPTS	55	Oklahoma at Kansas (10/28/2023)
YARDS PER RUSH	8.5	Oklahoma St. at West Virginia (10/21/2023)
RUSHING TDS	6	Kansas St. vs UCF (09/23/2023)
LONGEST RUSH	79	UCF vs Baylor (09/30/2023)
PASSING YARDS	447	TCU vs BYU (10/14/2023)
PASSING ATTEMPTS	59	TCU vs BYU (10/14/2023)
PASSING TDS	5	Kansas at Oklahoma St. (10/14/2023)
LONGEST PASS	86	UCF at Oklahoma (10/21/2023)
PASSES COMPLETED	38	TCU vs BYU (10/14/2023)
HAD INTERCEPTED	4	TCU at Iowa St. (10/07/2023)
PASS COMPLETION PCT	87.5	Kansas St. vs Houston (10/28/2023)
PASSING YARDS/ATTEMPT	13.1	Texas at Baylor (09/23/2023)
YARDS PER CATCH	20.5	Kansas at Iowa St. (11/04/2023)
FIELD GOAL ATTEMPTS	6	Oklahoma St. vs Kansas St. (10/06/2023)
FIELD GOALS MADE	5	Oklahoma St. vs Kansas St. (10/06/2023)
LONGEST FIELD GOAL	55	Texas Tech vs TCU (11/02/2023)



**2023-24 Big 12 Football
Team Highs
In Conference games**

FIELD GOAL PCT	100.0	West Virginia vs BYU (11/04/2023)
	100.0	Iowa St. vs Kansas (11/04/2023)
	100.0	Cincinnati vs UCF (11/04/2023)
	100.0	Oklahoma St. vs Oklahoma (11/04/2023)
	100.0	Texas vs Kansas St. (11/04/2023)
	100.0	Texas Tech vs TCU (11/02/2023)
	100.0	Iowa St. at Baylor (10/28/2023)
	100.0	BYU at Texas (10/28/2023)
	100.0	West Virginia at UCF (10/28/2023)
	100.0	Kansas St. vs TCU (10/21/2023)
	100.0	TCU at Kansas St. (10/21/2023)
	100.0	BYU vs Texas Tech (10/21/2023)
	100.0	West Virginia vs Oklahoma St. (10/21/2023)
	100.0	Houston vs Texas (10/21/2023)
	100.0	Texas at Houston (10/21/2023)
	100.0	Baylor at Cincinnati (10/21/2023)
	100.0	UCF at Oklahoma (10/21/2023)
	100.0	Kansas St. at Texas Tech (10/14/2023)
	100.0	BYU at TCU (10/14/2023)
	100.0	TCU vs BYU (10/14/2023)
	100.0	Cincinnati vs Iowa St. (10/14/2023)
	100.0	Iowa St. at Cincinnati (10/14/2023)
	100.0	West Virginia at Houston (10/12/2023)
	100.0	Baylor vs Texas Tech (10/07/2023)
	100.0	Texas Tech at Baylor (10/07/2023)
	100.0	Texas vs Oklahoma (N) (10/07/2023)
	100.0	Iowa St. at Oklahoma (09/30/2023)
	100.0	Cincinnati at BYU (09/29/2023)
	100.0	Baylor vs Texas (09/23/2023)
	100.0	Texas Tech at West Virginia (09/23/2023)
	100.0	West Virginia vs Texas Tech (09/23/2023)
	100.0	Iowa St. vs Oklahoma St. (09/23/2023)
	100.0	Oklahoma St. at Iowa St. (09/23/2023)
100.0	BYU at Kansas (09/23/2023)	
100.0	Kansas vs BYU (09/23/2023)	
100.0	Oklahoma at Cincinnati (09/23/2023)	
PAT KICKS ATTEMPTED	7	Texas Tech vs Houston (09/30/2023)
PAT KICKS MADE	7	Texas Tech vs Houston (09/30/2023)



**2023-24 Big 12 Football
Team Highs
In Conference games**

PAT KICKS PCT	
100.0	BYU at West Virginia (11/04/2023)
100.0	West Virginia vs BYU (11/04/2023)
100.0	Iowa St. vs Kansas (11/04/2023)
100.0	Kansas at Iowa St. (11/04/2023)
100.0	UCF at Cincinnati (11/04/2023)
100.0	Cincinnati vs UCF (11/04/2023)
100.0	Oklahoma at Oklahoma St. (11/04/2023)
100.0	Oklahoma St. vs Oklahoma (11/04/2023)
100.0	Baylor vs Houston (11/04/2023)
100.0	Houston at Baylor (11/04/2023)
100.0	Texas vs Kansas St. (11/04/2023)
100.0	Kansas St. at Texas (11/04/2023)
100.0	Texas Tech vs TCU (11/02/2023)
100.0	TCU at Texas Tech (11/02/2023)
100.0	Oklahoma St. vs Cincinnati (10/28/2023)
100.0	Cincinnati at Oklahoma St. (10/28/2023)
100.0	Iowa St. at Baylor (10/28/2023)
100.0	Texas vs BYU (10/28/2023)
100.0	UCF vs West Virginia (10/28/2023)
100.0	West Virginia at UCF (10/28/2023)
100.0	Kansas vs Oklahoma (10/28/2023)
100.0	Oklahoma at Kansas (10/28/2023)
100.0	Kansas St. vs TCU (10/21/2023)
100.0	BYU vs Texas Tech (10/21/2023)
100.0	Texas Tech at BYU (10/21/2023)
100.0	Oklahoma St. at West Virginia (10/21/2023)
100.0	West Virginia vs Oklahoma St. (10/21/2023)
100.0	Houston vs Texas (10/21/2023)
100.0	Texas at Houston (10/21/2023)
100.0	Baylor at Cincinnati (10/21/2023)
100.0	Cincinnati vs Baylor (10/21/2023)
100.0	Oklahoma vs UCF (10/21/2023)
100.0	UCF at Oklahoma (10/21/2023)
100.0	Kansas St. at Texas Tech (10/14/2023)
100.0	Texas Tech vs Kansas St. (10/14/2023)
100.0	Oklahoma St. vs Kansas (10/14/2023)
100.0	TCU vs BYU (10/14/2023)
100.0	Cincinnati vs Iowa St. (10/14/2023)
100.0	Iowa St. at Cincinnati (10/14/2023)
100.0	Houston vs West Virginia (10/12/2023)
100.0	West Virginia at Houston (10/12/2023)
100.0	Iowa St. vs TCU (10/07/2023)
100.0	TCU at Iowa St. (10/07/2023)
100.0	Texas Tech at Baylor (10/07/2023)
100.0	UCF at Kansas (10/07/2023)
100.0	Kansas vs UCF (10/07/2023)
100.0	Oklahoma vs Texas (N) (10/07/2023)
100.0	Texas vs Oklahoma (N) (10/07/2023)
100.0	Oklahoma St. vs Kansas St. (10/06/2023)
100.0	Kansas St. at Oklahoma St. (10/06/2023)
100.0	TCU vs West Virginia (09/30/2023)
100.0	West Virginia at TCU (09/30/2023)
100.0	Iowa St. at Oklahoma (09/30/2023)
100.0	Oklahoma vs Iowa St. (09/30/2023)
100.0	Baylor at UCF (09/30/2023)
100.0	UCF vs Baylor (09/30/2023)



**2023-24 Big 12 Football
Team Highs
In Conference games**

2 POINTS PATS MADE	2	Baylor at UCF (09/30/2023)
PUNTS	8	BYU vs Texas Tech (10/21/2023)
	8	Iowa St. vs Oklahoma St. (09/23/2023)
	8	Oklahoma St. at Iowa St. (09/23/2023)
LONGEST PUNT	70	BYU vs Texas Tech (10/21/2023)
YARDS PUNTED	351	BYU vs Texas Tech (10/21/2023)
PUNTING AVG	57.0	Kansas St. vs UCF (09/23/2023)
PUNT RETURNS	4	Texas Tech at BYU (10/21/2023)
	4	Baylor at Cincinnati (10/21/2023)
	4	Texas at Baylor (09/23/2023)
PUNT RETURN YARDS	89	Texas vs BYU (10/28/2023)
PUNT RETURN AVG	82.0	Kansas vs UCF (10/07/2023)
LONGEST PUNT RETURN	82	Kansas vs UCF (10/07/2023)
KICK RETURN	6	Kansas vs Oklahoma (10/28/2023)
	6	Houston vs TCU (09/16/2023)
KICK RETURN YARDS	201	Houston vs TCU (09/16/2023)
KICK RETURN AVERAGE	56.0	Texas Tech vs Houston (09/30/2023)
LONGEST KICK RETURN	100	Houston vs West Virginia (10/12/2023)
	100	Texas Tech vs Houston (09/30/2023)
KICK RETURN TDS	1	Houston vs West Virginia (10/12/2023)
	1	Texas Tech vs Houston (09/30/2023)
	1	Houston vs TCU (09/16/2023)
INTERCEPTIONS	4	Iowa St. vs TCU (10/07/2023)
INTERCEPTION RETURN YARDS	92	BYU vs Texas Tech (10/21/2023)
INTERCEPTION RETURN AVERAGE	50.0	Kansas at Iowa St. (11/04/2023)
LONGEST INTERCEPTION RETURN	50	Kansas at Iowa St. (11/04/2023)
INTERCEPTION RETURN TDS	1	Kansas at Iowa St. (11/04/2023)
	1	Kansas vs Oklahoma (10/28/2023)
	1	TCU vs BYU (10/14/2023)
	1	Oklahoma St. vs Kansas St. (10/06/2023)
	1	Oklahoma vs Iowa St. (09/30/2023)
	1	BYU vs Cincinnati (09/29/2023)
	1	Kansas vs BYU (09/23/2023)
FUMBLES LOST	2	Oklahoma at Oklahoma St. (11/04/2023)
	2	Oklahoma at Kansas (10/28/2023)
	2	Texas Tech at BYU (10/21/2023)
	2	West Virginia vs Oklahoma St. (10/21/2023)
	2	Texas at Baylor (09/23/2023)
FUMBLES RECOVERED	2	Oklahoma St. vs Oklahoma (11/04/2023)
	2	Kansas vs Oklahoma (10/28/2023)
	2	BYU vs Texas Tech (10/21/2023)
	2	Oklahoma St. at West Virginia (10/21/2023)
	2	Baylor vs Texas (09/23/2023)
SACKED BY OPP	6	Baylor vs Texas Tech (10/07/2023)
	6	Houston vs TCU (09/16/2023)
QB SACKS	8	Cincinnati vs Oklahoma (09/23/2023)
TURNOVERS COMMITTED	5	Texas Tech at BYU (10/21/2023)
TURNOVERS CAUSED	5	BYU vs Texas Tech (10/21/2023)
KICKS BLOCKED	2	Kansas at Oklahoma St. (10/14/2023)
	2	TCU vs West Virginia (09/30/2023)
FIRST DOWNS	13	TCU at Houston (09/16/2023)
1ST DOWN RUSHING	20	Kansas St. vs TCU (10/21/2023)
1ST DOWN PASSING	23	TCU vs BYU (10/14/2023)
1ST DOWN BY PENALTY	5	West Virginia vs BYU (11/04/2023)
	5	West Virginia vs Texas Tech (09/23/2023)



**2023-24 Big 12 Football
Team Highs
In Conference games**

Page 5/5
as of Nov 05, 2023

PENALTIES	11	Oklahoma at Kansas (10/28/2023)
PENALTIES YARDS	101	Oklahoma at Kansas (10/28/2023)