



LIFE Pacific at BYU

11/01/23 Marriott Center, Provo
2023-24 Men's Basketball

Game Time: 7:00 PM
Game Duration: 1:40
Attendance: 13,733

Officials: Gerry Pollard, Kelly Self, Alexander Thompson

LIFE Pacific - 55

Record: 0-1

| NO. | Name | Min | FG | | | Rebounds | | | Fouls | | TP | AS | TO | ST | Blocks | | +/- |
|---------------|------------------|---------|-------|------|-----|----------|----|-----|-------|----|----|----|----|----|--------|----|-----|
| | | | M-A | 3P | FT | OR | DR | TOT | PF | FD | | | | | BS | BA | |
| 0 | Rico Hopping | G 24:55 | 1-7 | 1-4 | 0-0 | 2 | 5 | 7 | 1 | 1 | 3 | 2 | 2 | 0 | 0 | 0 | -16 |
| 12 | Austin Cook | G 28:41 | 5-15 | 4-11 | 0-0 | 2 | 0 | 2 | 0 | 1 | 14 | 0 | 0 | 0 | 0 | 0 | -20 |
| 13 | Vince Fier | G 20:42 | 1-4 | 0-2 | 1-2 | 2 | 2 | 4 | 0 | 3 | 3 | 1 | 2 | 1 | 0 | 0 | -18 |
| 20 | Jordan Jones | G 23:40 | 2-5 | 0-0 | 0-0 | 0 | 3 | 3 | 4 | 1 | 4 | 0 | 6 | 4 | 0 | 0 | -16 |
| 21 | Daniel Hernandez | G 12:41 | 0-4 | 0-4 | 0-0 | 0 | 0 | 0 | 1 | 0 | 0 | 0 | 1 | 0 | 0 | 0 | -9 |
| 22 | Anthony Matute | 18:58 | 4-9 | 0-3 | 2-2 | 0 | 0 | 0 | 2 | 3 | 10 | 0 | 4 | 0 | 0 | 0 | -17 |
| 25 | Malakhi Jensen | 22:46 | 5-7 | 2-3 | 3-3 | 0 | 1 | 1 | 0 | 3 | 15 | 1 | 0 | 2 | 0 | 0 | -15 |
| 42 | Derrick Anthony | 10:00 | 1-1 | 0-0 | 0-0 | 0 | 0 | 0 | 0 | 0 | 2 | 1 | 0 | 0 | 0 | 0 | -6 |
| 24 | Zachary Murphy | 11:19 | 2-4 | 0-1 | 0-0 | 0 | 0 | 0 | 1 | 0 | 4 | 0 | 0 | 0 | 0 | 0 | -8 |
| 5 | Aaron Hernandez | 08:39 | 0-0 | 0-0 | 0-0 | 1 | 2 | 3 | 2 | 1 | 0 | 1 | 0 | 0 | 0 | 0 | -9 |
| 10 | Wes Clarkson | 07:54 | 0-2 | 0-2 | 0-0 | 0 | 0 | 0 | 0 | 0 | 0 | 1 | 0 | 0 | 0 | 0 | -6 |
| 23 | Nathan Brummett | 05:27 | 0-0 | 0-0 | 0-0 | 0 | 1 | 1 | 0 | 0 | 0 | 1 | 0 | 0 | 0 | 0 | -1 |
| 31 | Nick Arrieta | 02:54 | 0-0 | 0-0 | 0-0 | 0 | 0 | 0 | 0 | 0 | 0 | 1 | 0 | 0 | 0 | 0 | -1 |
| 32 | Daniel Liese | 01:24 | 0-0 | 0-0 | 0-0 | 0 | 0 | 0 | 0 | 0 | 0 | 0 | 0 | 0 | 0 | 0 | 2 |
| Team | | | | | | 1 | 6 | 7 | | | 0 | | 0 | | | | |
| Totals | | | 21-58 | 7-30 | 6-7 | 8 | 20 | 28 | 11 | 13 | 55 | 9 | 15 | 7 | 0 | 0 | -28 |

| Shooting By Period | | |
|--------------------|-------|-------|
| 1st FG% | 11-32 | 34.4% |
| 3PT% | 4-17 | 23.5% |
| FT% | 3-4 | 75% |
| 2nd FG% | 10-26 | 38.5% |
| 3PT% | 3-13 | 23.1% |
| FT% | 3-3 | 100% |
| GM FG% | 21-58 | 36.2% |
| 3PT% | 7-30 | 23.3% |
| FT% | 6-7 | 85.7% |

Dead Ball Rebounds: 1, 0

Technical Fouls::NONE

BYU - 83

Record: 0-0

| NO. | Name | Min | FG | | | Rebounds | | | Fouls | | TP | AS | TO | ST | Blocks | | +/- |
|---------------|------------------|---------|-------|-------|------|----------|----|-----|-------|----|----|----|----|----|--------|----|-----|
| | | | M-A | 3P | FT | OR | DR | TOT | PF | FD | | | | | BS | BA | |
| 0 | Noah Waterman | F 20:05 | 3-6 | 0-2 | 0-0 | 2 | 6 | 8 | 2 | 0 | 6 | 3 | 0 | 2 | 0 | 0 | 14 |
| 45 | Fousseyni Traore | F 21:22 | 6-8 | 0-1 | 0-0 | 2 | 5 | 7 | 2 | 0 | 12 | 1 | 1 | 1 | 0 | 0 | 17 |
| 1 | Trey Stewart | G 24:02 | 0-4 | 0-2 | 0-0 | 1 | 1 | 2 | 1 | 2 | 0 | 2 | 3 | 1 | 0 | 0 | 20 |
| 20 | Spencer Johnson | G 25:27 | 6-10 | 2-5 | 4-6 | 0 | 3 | 3 | 0 | 4 | 18 | 5 | 2 | 3 | 0 | 0 | 24 |
| 21 | Trevin Knell | G 27:02 | 2-8 | 2-6 | 0-0 | 2 | 2 | 4 | 3 | 1 | 6 | 1 | 0 | 2 | 0 | 0 | 21 |
| 2 | Jaxson Robinson | 19:47 | 7-12 | 6-9 | 0-0 | 2 | 1 | 3 | 0 | 0 | 20 | 3 | 1 | 1 | 0 | 0 | 6 |
| 15 | Richie Saunders | 19:36 | 3-9 | 0-4 | 0-0 | 1 | 3 | 4 | 2 | 1 | 6 | 1 | 0 | 1 | 0 | 0 | 14 |
| 50 | Aly Khalifa | 15:44 | 0-1 | 0-1 | 1-2 | 1 | 1 | 2 | 1 | 1 | 1 | 3 | 2 | 0 | 0 | 0 | 10 |
| 4 | Atiki Ally Atiki | 10:16 | 3-4 | 0-0 | 0-0 | 2 | 4 | 6 | 0 | 1 | 6 | 0 | 0 | 0 | 0 | 0 | 2 |
| 12 | Townsend Tripple | 10:51 | 3-5 | 1-2 | 0-0 | 3 | 2 | 5 | 2 | 0 | 7 | 0 | 0 | 0 | 0 | 0 | 10 |
| 24 | Tanner Hayhurst | 02:54 | 0-0 | 0-0 | 1-2 | 0 | 0 | 0 | 0 | 1 | 1 | 0 | 0 | 0 | 0 | 0 | 1 |
| 51 | Jared McGregor | 02:54 | 0-1 | 0-1 | 0-0 | 0 | 0 | 0 | 0 | 0 | 0 | 2 | 1 | 0 | 0 | 0 | 1 |
| Team | | | | | | 0 | 1 | 1 | | | 0 | | 0 | | | | |
| Totals | | | 33-68 | 11-33 | 6-10 | 16 | 29 | 45 | 13 | 11 | 83 | 21 | 10 | 11 | 0 | 0 | 28 |

| Shooting By Period | | |
|--------------------|-------|-------|
| 1st FG% | 17-34 | 50.0% |
| 3PT% | 6-16 | 37.5% |
| FT% | 3-4 | 75% |
| 2nd FG% | 16-34 | 47.1% |
| 3PT% | 5-17 | 29.4% |
| FT% | 3-6 | 50% |
| GM FG% | 33-68 | 48.5% |
| 3PT% | 11-33 | 33.3% |
| FT% | 6-10 | 60.0% |

Dead Ball Rebounds: 3, 0

Technical Fouls::NONE

| | LPU | BYU |
|------------------|---------------|---------------|
| Biggest lead | 0 (1st 20:00) | 32 (2nd 0:45) |
| Best Scoring Run | 5(2nd 4:21) | 10(2nd 14:46) |
| Lead Changes | 0 | |
| Times Tied | 0 | |
| Time with Lead | 00:00 | 39:32 |

| Points from | LPU | BYU |
|---------------|-----|-----|
| Turnovers | 11 | 23 |
| Paint | 20 | 40 |
| Second Chance | 8 | 19 |
| Fast Breaks | 9 | 16 |
| Bench | 31 | 41 |

| Period by Period Scoring | | | |
|--------------------------|-----|-----|-----|
| | 1st | 2nd | TOT |
| LPU | 29 | 26 | 55 |
| BYU | 43 | 40 | 83 |



Period 1

Quarter Starters:

| | | | | | |
|------------|--------------|-------------|--------------|------------|----------------|
| BYU | 0 Waterman N | 1 Stewart T | 20 Johnson S | 21 Knell T | 45 Traore F |
| LPU | 0 Hopping R | 12 Cook A | 13 Fier V | 20 Jones J | 21 Hernandez D |

| Game Time | BYU | Score | Diff | LPU |
|-----------|---|-------------|----------|--|
| 20:00 | 45 TRAORE F jumpball won | | | 20 JONES J jumpball lost |
| 19:46 | 1 STEWART T turnover bad pass (1) | | | 20 JONES J steal (1) |
| 19:41 | 0 WATERMAN N steal (1) | | | 20 JONES J turnover lost ball (1) |
| 19:32 | 20 JOHNSON S 3pt FG from turnover, jump shot made (3) | 3-0 | 3 | |
| 19:32 | 1 STEWART T assist (1) | | | |
| 18:55 | | | | 12 COOK A 3pt FG , jump shot missed |
| 18:51 | 0 WATERMAN N defensive rebound (1) | | | |
| 18:46 | 20 JOHNSON S 3pt FG , jump shot missed | | | |
| 18:45 | | | | defensive rebound (1) |
| 18:45 | 45 TRAORE F foul personal (1 - 1) | | | 13 FIER V foul drawn (1) |
| 18:30 | | | | 13 FIER V 3pt FG , jump shot missed |
| 18:27 | 0 WATERMAN N defensive rebound (2) | | | |
| 18:05 | 20 JOHNSON S turnover bad pass (1) | | | |
| 17:57 | | 3-2 | 1 | 12 COOK A 2pt FG from turnover outside the paint, jump shot made (2) |
| 17:48 | 1 STEWART T foul drawn (1) | | | 20 JONES J foul personal (1 - 1) |
| 17:42 | 0 WATERMAN N 2pt FG in the paint, jump shot made (2) | 5-2 | 3 | |
| 17:19 | | | | 0 HOPPING R 3pt FG , jump shot missed |
| 17:13 | 45 TRAORE F defensive rebound (1) | | | |
| 17:12 | 1 STEWART T foul drawn (2) | | | 20 JONES J foul personal (2 - 2) |
| 17:09 | 1 STEWART T 2pt FG in the paint, jump shot missed | | | |
| 17:06 | | | | 20 JONES J defensive rebound (1) |
| 16:52 | | | | 12 COOK A 3pt FG , jump shot missed |
| 16:48 | | | | 13 FIER V offensive rebound (1) |
| 16:32 | | | | 21 HERNANDEZ D 3pt FG second chance, jump shot missed |
| 16:32 | | | | offensive rebound (4) |
| 16:32 | 21 KNELL T foul personal (1 - 2) | | | 12 COOK A foul drawn (1) |
| 16:32 | | | | 12 COOK A 3pt FG second chance, jump shot missed |
| 16:32 | | | | 13 FIER V offensive rebound (2) |
| 16:32 | | | | 20 JONES J 2pt FG second chance outside the paint, jump shot missed |
| 16:32 | 0 WATERMAN N defensive rebound (3) | | | |
| 16:32 | 20 JOHNSON S 2pt FG fast break in the paint, driving layup made (5) | 7-2 | 5 | |
| 16:32 | 20 JOHNSON S steal (1) | | | 20 JONES J turnover bad pass (2) |
| 16:32 | 0 WATERMAN N 2pt FG fast break from turnover in the paint, layup made (4) | 9-2 | 7 | |
| 16:32 | 20 JOHNSON S assist (1) | | | |
| 16:32 | | 9-5 | 4 | 12 COOK A 3pt FG , jump shot made (5) |
| 15:19 | 21 KNELL T 3pt FG , jump shot missed | | | |
| 15:15 | | | | 0 HOPPING R defensive rebound (1) |
| 14:57 | | | | 21 HERNANDEZ D 3pt FG , jump shot missed |
| 14:53 | 0 WATERMAN N defensive rebound (4) | | | |
| 14:45 | 45 TRAORE F 2pt FG in the paint, jump shot made (2) | 11-5 | 6 | |



LIFE Pacific at BYU

11/01/23 Marriott Center, Provo
2023-24 Men's Basketball

Game Time: 7:00 PM
Game Duration: 1:40
Attendance: 13,733

Officials: Gerry Pollard, Kelly Self, Alexander Thompson

| Game Time | BYU | Score | Diff | LPU |
|-----------|---|--------------|-----------|--|
| 14:45 | 20 JOHNSON S assist (2) | | | |
| 14:28 | 0 WATERMAN N foul personal (1 - 3) | | | 20 JONES J foul drawn (1) |
| 14:28 | Timeout media | | | |
| 14:28 | | | | 20 JONES J substitution out |
| 14:28 | | | | 21 HERNANDEZ D substitution out |
| 14:28 | | | | 22 MATUTE A substitution in |
| 14:28 | | | | 25 JENSEN M substitution in |
| 14:09 | | | | 12 COOK A 3pt FG , jump shot missed |
| 14:05 | 20 JOHNSON S defensive rebound (1) | | | |
| 14:02 | 0 WATERMAN N 3pt FG , jump shot missed | | | |
| 13:58 | 21 KNELL T offensive rebound (1) | | | |
| 13:52 | 21 KNELL T 3pt FG second chance, jump shot made (3) | 14-5 | 9 | |
| 13:52 | 0 WATERMAN N assist (1) | | | |
| 13:24 | | | | 13 FIER V 2pt FG in the paint, jump shot missed |
| 13:21 | | | | 12 COOK A offensive rebound (1) |
| 13:17 | | 14-8 | 6 | 12 COOK A 3pt FG second chance, jump shot made (8) |
| 13:08 | 45 TRAORE F 3pt FG , jump shot missed | | | |
| 13:05 | | | | 0 HOPPING R defensive rebound (2) |
| 12:50 | | | | 0 HOPPING R 2pt FG in the paint, jump shot missed |
| 12:47 | 21 KNELL T defensive rebound (2) | | | |
| 12:42 | 20 JOHNSON S 2pt FG in the paint, layup made (7) | 16-8 | 8 | |
| 12:26 | | | | 13 FIER V 3pt FG , jump shot missed |
| 12:20 | 0 WATERMAN N defensive rebound (5) | | | |
| 12:15 | 21 KNELL T 3pt FG , jump shot missed | | | |
| 12:14 | | | | defensive rebound (9) |
| 12:14 | 1 STEWART T foul personal (1 - 4) | | | 22 MATUTE A foul drawn (1) |
| 12:14 | 1 STEWART T substitution out | | | |
| 12:14 | 2 ROBINSON J substitution in | | | |
| 12:14 | 15 SAUNDERS R substitution in | | | |
| 12:14 | 50 KHALIFA A substitution in | | | |
| 12:14 | 20 JOHNSON S substitution out | | | |
| 12:14 | 21 KNELL T substitution out | | | |
| 12:14 | | | | 0 HOPPING R substitution out |
| 12:14 | | | | 13 FIER V substitution out |
| 12:14 | | | | 20 JONES J substitution in |
| 12:14 | | | | 42 ANTHONY D substitution in |
| 12:14 | 0 WATERMAN N substitution out | | | |
| 12:14 | 45 TRAORE F substitution out | | | |
| 12:14 | 20 JOHNSON S substitution in | | | |
| 12:14 | 21 KNELL T substitution in | | | |
| 12:01 | | 16-10 | 6 | 22 MATUTE A 2pt FG in the paint, layup made (2) |
| 11:49 | 2 ROBINSON J 3pt FG , jump shot made (3) | 19-10 | 9 | |
| 11:24 | | | | 25 JENSEN M 2pt FG outside the paint, jump shot missed |
| 11:20 | 21 KNELL T defensive rebound (3) | | | |
| 11:20 | | | | 12 COOK A substitution out |
| 11:20 | | | | 24 MURPHY Z substitution in |
| 11:20 | Timeout media | | | |
| 11:20 | 20 JOHNSON S foul drawn (1) | | | 22 MATUTE A foul shooting (1 - 3) |
| 11:20 | 20 JOHNSON S free throw 1 - 2 made (8) | 20-10 | 10 | |



LIFE Pacific at BYU

11/01/23 Marriott Center, Provo
2023-24 Men's Basketball

Game Time: 7:00 PM
Game Duration: 1:40
Attendance: 13,733

Officials: Gerry Pollard, Kelly Self, Alexander Thompson

| Game Time | BYU | Score | Diff | LPU |
|-----------|--|--------------|-----------|---|
| 11:20 | 20 JOHNSON S free throw 2 - 2 made (9) | 21-10 | 11 | |
| 11:01 | | 21-12 | 9 | 24 MURPHY Z 2pt FG outside the paint, pull up jump shot made (2) |
| 10:53 | 2 ROBINSON J 3pt FG fast break, jump shot made (6) | 24-12 | 12 | |
| 10:53 | 20 JOHNSON S assist (3) | | | |
| 10:32 | 50 KHALIFA A foul shooting (1 - 5) | | | 22 MATUTE A foul drawn (2) |
| 10:32 | | 24-13 | 11 | 22 MATUTE A free throw 1 - 2 made (3) |
| 10:32 | 20 JOHNSON S substitution out | | | |
| 10:32 | 4 ALLY ATIKA A substitution in | | | |
| 10:32 | | 24-14 | 10 | 22 MATUTE A free throw 2 - 2 made (4) |
| 10:21 | 2 ROBINSON J 3pt FG , jump shot made (9) | 27-14 | 13 | |
| 10:21 | 50 KHALIFA A assist (1) | | | |
| 09:54 | | 27-16 | 11 | 22 MATUTE A 2pt FG in the paint, jump shot made (6) |
| 09:46 | 15 SAUNDERS R 2pt FG outside the paint, jump shot missed | | | |
| 09:44 | 50 KHALIFA A offensive rebound (1) | | | |
| 09:44 | 50 KHALIFA A foul drawn (1) | | | 24 MURPHY Z foul shooting (1 - 4) |
| 09:44 | 50 KHALIFA A free throw 1 - 2 missed | | | |
| 09:44 | offensive dead ball rebound (1) | | | |
| 09:44 | | | | 20 JONES J substitution out |
| 09:44 | | | | 5 HERNANDEZ A substitution in |
| 09:44 | 50 KHALIFA A free throw 2 - 2 made (1) | 28-16 | 12 | |
| 09:27 | | | | 24 MURPHY Z 3pt FG , jump shot missed |
| 09:24 | 4 ALLY ATIKA A defensive rebound (1) | | | |
| 09:18 | 15 SAUNDERS R foul drawn (1) | | | 5 HERNANDEZ A foul personal (1 - 5) |
| 09:14 | 2 ROBINSON J 3pt FG , jump shot missed | | | |
| 09:10 | | | | defensive rebound (10) |
| 09:10 | 21 KNELL T substitution out | | | |
| 09:10 | 1 STEWART T substitution in | | | |
| 08:52 | | | | 22 MATUTE A 3pt FG , jump shot missed |
| 08:47 | 2 ROBINSON J defensive rebound (1) | | | |
| 08:41 | 50 KHALIFA A turnover bad pass (1) | | | 25 JENSEN M steal (1) |
| 08:34 | | 28-18 | 10 | 42 ANTHONY D 2pt FG fast break from turnover in the paint, layup made (2) |
| 08:34 | | | | 25 JENSEN M assist (1) |
| 08:23 | 15 SAUNDERS R 3pt FG , jump shot missed | | | |
| 08:20 | 2 ROBINSON J offensive rebound (2) | | | |
| 08:12 | 50 KHALIFA A turnover 3 seconds (2) | | | |
| 07:55 | | | | 22 MATUTE A 2pt FG from turnover in the paint, jump shot missed |
| 07:52 | 4 ALLY ATIKA A defensive rebound (2) | | | |
| 07:47 | 2 ROBINSON J 2pt FG outside the paint, jump shot missed | | | |
| 07:44 | | | | 5 HERNANDEZ A defensive rebound (1) |
| 07:27 | | 28-20 | 8 | 25 JENSEN M 2pt FG in the paint, dunk, made (2) |
| 07:27 | | | | 42 ANTHONY D assist (1) |
| 07:14 | 1 STEWART T 2pt FG in the paint, jump shot missed | | | |
| 07:11 | | | | 25 JENSEN M defensive rebound (1) |
| 06:58 | | | | 25 JENSEN M 3pt FG , jump shot missed |
| 06:53 | 50 KHALIFA A defensive rebound (2) | | | |
| 06:47 | 15 SAUNDERS R 2pt FG in the paint, jump shot missed | | | |
| 06:43 | 2 ROBINSON J offensive rebound (3) | | | |



LIFE Pacific at BYU

11/01/23 Marriott Center, Provo
2023-24 Men's Basketball

Game Time: 7:00 PM
Game Duration: 1:40
Attendance: 13,733

Officials: Gerry Pollard, Kelly Self, Alexander Thompson

| Game Time | BYU | Score | Diff | LPU |
|-----------|--|--------------|-----------|---|
| 06:42 | 4 ALLY ATIKA A 2pt FG second chance in the paint, jump shot missed | | | |
| 06:35 | 4 ALLY ATIKA A offensive rebound (3) | | | |
| 06:35 | 4 ALLY ATIKA A 2pt FG second chance in the paint, layup made (2) | 30-20 | 10 | |
| 06:33 | | | | Timeout 30 Sec |
| 06:33 | Timeout media | | | |
| 06:33 | 50 KHALIFA A substitution out | | | |
| 06:33 | 45 TRAORE F substitution in | | | |
| 06:33 | | | | 24 MURPHY Z substitution out |
| 06:33 | | | | 42 ANTHONY D substitution out |
| 06:33 | | | | 10 CLARKSON W substitution in |
| 06:33 | | | | 12 COOK A substitution in |
| 06:08 | | | | 12 COOK A 3pt FG , jump shot missed |
| 06:05 | 45 TRAORE F defensive rebound (2) | | | |
| 05:43 | 15 SAUNDERS R 3pt FG , jump shot missed | | | |
| 05:40 | | | | 5 HERNANDEZ A defensive rebound (2) |
| 05:23 | 15 SAUNDERS R steal (1) | | | 22 MATUTE A turnover bad pass (1) |
| 05:16 | 15 SAUNDERS R 2pt FG fast break from turnover in the paint, layup made (2) | 32-20 | 12 | |
| 04:53 | | | | 22 MATUTE A 2pt FG in the paint, jump shot missed |
| 04:50 | | | | 5 HERNANDEZ A offensive rebound (3) |
| 04:46 | | 32-22 | 10 | 22 MATUTE A 2pt FG second chance in the paint, jump shot made (8) |
| 04:46 | | | | 5 HERNANDEZ A assist (1) |
| 04:33 | 15 SAUNDERS R 3pt FG , jump shot missed | | | |
| 04:30 | 45 TRAORE F offensive rebound (3) | | | |
| 04:21 | 45 TRAORE F 2pt FG second chance in the paint, jump shot made (4) | 34-22 | 12 | |
| 04:21 | 2 ROBINSON J assist (1) | | | |
| 04:01 | 15 SAUNDERS R foul personal (1 - 6) | | | 5 HERNANDEZ A foul drawn (1) |
| 04:01 | Timeout media | | | |
| 04:01 | 1 STEWART T substitution out | | | |
| 04:01 | 4 ALLY ATIKA A substitution out | | | |
| 04:01 | 15 SAUNDERS R substitution out | | | |
| 04:01 | 0 WATERMAN N substitution in | | | |
| 04:01 | 20 JOHNSON S substitution in | | | |
| 04:01 | 21 KNELL T substitution in | | | |
| 04:01 | | | | 5 HERNANDEZ A substitution out |
| 04:01 | | | | 22 MATUTE A substitution out |
| 04:01 | | | | 25 JENSEN M substitution out |
| 04:01 | | | | 0 HOPPING R substitution in |
| 04:01 | | | | 20 JONES J substitution in |
| 04:01 | | | | 21 HERNANDEZ D substitution in |
| 03:42 | | | | 20 JONES J turnover bad pass (3) |
| 03:31 | 21 KNELL T 3pt FG from turnover, jump shot made (6) | 37-22 | 15 | |
| 03:31 | 45 TRAORE F assist (1) | | | |
| 02:57 | | 37-25 | 12 | 12 COOK A 3pt FG , jump shot made (11) |
| 02:42 | 45 TRAORE F 2pt FG in the paint, jump shot made (6) | 39-25 | 14 | |
| 02:42 | 2 ROBINSON J assist (2) | | | |
| 02:21 | | 39-28 | 11 | 12 COOK A 3pt FG , jump shot made (14) |



Official Basketball Play by Play - First Half

LIFE Pacific at BYU

11/01/23 Marriott Center, Provo
2023-24 Men's Basketball

Game Time: 7:00 PM

Game Duration: 1:40

Attendance: 13,733

Officials: Gerry Pollard, Kelly Self, Alexander Thompson

| Game Time | BYU | Score | Diff | LPU |
|----------------------|--|--------------|-----------|---|
| 02:21 | | | | 10 CLARKSON W assist (1) |
| 02:00 | | | | 10 CLARKSON W substitution out |
| 02:00 | | | | 13 FIER V substitution in |
| 01:52 | 45 TRAORE F 2pt FG in the paint, jump shot missed | | | |
| 01:49 | | | | 0 HOPPING R defensive rebound (3) |
| 01:38 | | | | 20 JONES J turnover lost ball (4) |
| 01:25 | 20 JOHNSON S 3pt FG from turnover, jump shot missed | | | |
| 01:25 | | | | defensive rebound (16) |
| 01:10 | 0 WATERMAN N foul shooting (2 - 7) | | | 13 FIER V foul drawn (2) |
| 01:10 | | | | 13 FIER V free throw 1 - 2 missed |
| 01:10 | | | | offensive dead ball rebound (1) |
| 01:10 | | 39-29 | 10 | 13 FIER V free throw 2 - 2 made (1) |
| 00:51 | 45 TRAORE F 2pt FG in the paint, layup made (8) | 41-29 | 12 | |
| 00:51 | 20 JOHNSON S assist (4) | | | |
| 00:21 | 45 TRAORE F steal (1) | | | 20 JONES J turnover lost ball (5) |
| 00:13 | 45 TRAORE F 2pt FG from turnover in the paint, dunk, made (10) | 43-29 | 14 | |
| 00:01 | | | | 12 COOK A 2pt FG in the paint, jump shot missed |
| 00:00 | | | | 12 COOK A offensive rebound (2) |
| 00:00 | | | | 12 COOK A 2pt FG second chance in the paint, jump shot missed |
| 00:00 | 20 JOHNSON S defensive rebound (2) | | | |
| END OF PERIOD | | | | |
| BYU 43-29 LPU | | | | |



LIFE Pacific at BYU

11/01/23 Marriott Center, Provo
2023-24 Men's Basketball

Game Time: 7:00 PM
Game Duration: 1:40
Attendance: 13,733

Officials: Gerry Pollard, Kelly Self, Alexander Thompson

LIFE Pacific - 29

| NO. | Name | Min | FG | | | Rebounds | | | Fouls | | TP | AS | TO | ST | Blocks | | +/- |
|---------------|------------------|---------|-------|------|-----|----------|----|-----|-------|----|----|----|----|----|--------|----|-----|
| | | | M-A | 3P | FT | OR | DR | TOT | PF | FD | | | | | BS | BA | |
| 0 | Rico Hopping | G 11:47 | 0-2 | 0-1 | 0-0 | 0 | 3 | 3 | 0 | 0 | 0 | 0 | 0 | 0 | 0 | 0 | -10 |
| 12 | Austin Cook | G 15:13 | 5-12 | 4-9 | 0-0 | 2 | 0 | 2 | 0 | 1 | 14 | 0 | 0 | 0 | 0 | 0 | -13 |
| 13 | Vince Fier | G 09:46 | 0-3 | 0-2 | 1-2 | 2 | 0 | 2 | 0 | 2 | 1 | 0 | 0 | 0 | 0 | 0 | -11 |
| 20 | Jordan Jones | G 12:03 | 0-1 | 0-0 | 0-0 | 0 | 1 | 1 | 2 | 1 | 0 | 0 | 5 | 1 | 0 | 0 | -11 |
| 21 | Daniel Hernandez | G 09:33 | 0-2 | 0-2 | 0-0 | 0 | 0 | 0 | 0 | 0 | 0 | 0 | 0 | 0 | 0 | 0 | -8 |
| 22 | Anthony Matute | 10:27 | 3-6 | 0-1 | 2-2 | 0 | 0 | 0 | 1 | 2 | 8 | 0 | 1 | 0 | 0 | 0 | -6 |
| 25 | Malakhi Jensen | 10:27 | 1-3 | 0-1 | 0-0 | 0 | 1 | 1 | 0 | 0 | 2 | 1 | 0 | 1 | 0 | 0 | -6 |
| 42 | Derrick Anthony | 05:41 | 1-1 | 0-0 | 0-0 | 0 | 0 | 0 | 0 | 0 | 2 | 1 | 0 | 0 | 0 | 0 | -2 |
| 24 | Zachary Murphy | 04:47 | 1-2 | 0-1 | 0-0 | 0 | 0 | 0 | 1 | 0 | 2 | 0 | 0 | 0 | 0 | 0 | -1 |
| 5 | Aaron Hernandez | 05:43 | 0-0 | 0-0 | 0-0 | 1 | 2 | 3 | 1 | 1 | 0 | 1 | 0 | 0 | 0 | 0 | -1 |
| 10 | Wes Clarkson | 04:33 | 0-0 | 0-0 | 0-0 | 0 | 0 | 0 | 0 | 0 | 0 | 1 | 0 | 0 | 0 | 0 | -1 |
| Team | | | | | | 1 | 4 | 5 | | | 0 | | 0 | | | | |
| Totals | | | 11-32 | 4-17 | 3-4 | 6 | 11 | 17 | 5 | 7 | 29 | 4 | 6 | 2 | 0 | 0 | -14 |

| Shooting By Period | | |
|--------------------|-------|-------|
| 1st FG% | 11-32 | 34.4% |
| 3PT% | 4-17 | 23.5% |
| FT% | 3-4 | 75% |
| GM FG% | 11-32 | 34.4% |
| 3PT% | 4-17 | 23.5% |
| FT% | 3-4 | 75.0% |

Dead Ball Rebounds: 1, 0

Technical Fouls::NONE

BYU - 43

| NO. | Name | Min | FG | | | Rebounds | | | Fouls | | TP | AS | TO | ST | Blocks | | +/- |
|---------------|------------------|---------|-------|------|-----|----------|----|-----|-------|----|----|----|----|----|--------|----|-----|
| | | | M-A | 3P | FT | OR | DR | TOT | PF | FD | | | | | BS | BA | |
| 0 | Noah Waterman | F 11:47 | 2-3 | 0-1 | 0-0 | 0 | 5 | 5 | 2 | 0 | 4 | 1 | 0 | 1 | 0 | 0 | 10 |
| 45 | Fousseyni Traore | F 14:19 | 5-7 | 0-1 | 0-0 | 1 | 2 | 3 | 1 | 0 | 10 | 1 | 0 | 1 | 0 | 0 | 12 |
| 1 | Trey Stewart | G 12:55 | 0-2 | 0-0 | 0-0 | 0 | 0 | 0 | 1 | 2 | 0 | 1 | 1 | 0 | 0 | 0 | 8 |
| 20 | Spencer Johnson | G 13:29 | 3-5 | 1-3 | 2-2 | 0 | 2 | 2 | 0 | 1 | 9 | 4 | 1 | 1 | 0 | 0 | 13 |
| 21 | Trevin Knell | G 14:51 | 2-4 | 2-4 | 0-0 | 1 | 2 | 3 | 1 | 0 | 6 | 0 | 0 | 0 | 0 | 0 | 14 |
| 2 | Jaxson Robinson | 12:14 | 3-5 | 3-4 | 0-0 | 2 | 1 | 3 | 0 | 0 | 9 | 2 | 0 | 0 | 0 | 0 | 6 |
| 15 | Richie Saunders | 08:13 | 1-6 | 0-3 | 0-0 | 0 | 0 | 0 | 1 | 1 | 2 | 0 | 0 | 1 | 0 | 0 | 4 |
| 50 | Aly Khalifa | 05:41 | 0-0 | 0-0 | 1-2 | 1 | 1 | 2 | 1 | 1 | 1 | 1 | 2 | 0 | 0 | 0 | 2 |
| 4 | Atiki Ally Atiki | 06:31 | 1-2 | 0-0 | 0-0 | 1 | 2 | 3 | 0 | 0 | 2 | 0 | 0 | 0 | 0 | 0 | 1 |
| Team | | | | | | 0 | 0 | 0 | | | 0 | | 0 | | | | |
| Totals | | | 17-34 | 6-16 | 3-4 | 6 | 15 | 21 | 7 | 5 | 43 | 10 | 4 | 4 | 0 | 0 | 14 |

| Shooting By Period | | |
|--------------------|-------|-------|
| 1st FG% | 17-34 | 50.0% |
| 3PT% | 6-16 | 37.5% |
| FT% | 3-4 | 75% |
| GM FG% | 17-34 | 50.0% |
| 3PT% | 6-16 | 37.5% |
| FT% | 3-4 | 75.0% |

Dead Ball Rebounds: 1, 0

Technical Fouls::NONE

| | LPU | BYU |
|------------------|---------------------------|---------------------------|
| Biggest lead | 0 (1 st 20:00) | 15 (1 st 3:31) |
| Best Scoring Run | 4(1 st 7:27) | 6(1 st 16:32) |
| Lead Changes | 0 | |
| Times Tied | 0 | |
| Time with Lead | 00:00 | 19:32 |

| | LPU | BYU |
|---------------|-----|-----|
| Points from | | |
| Turnovers | 4 | 12 |
| Paint | 10 | 22 |
| Second Chance | 5 | 8 |
| Fast Breaks | 2 | 9 |
| Bench | 14 | 14 |

| | Period by Period Scoring | | |
|-----|--------------------------|-----|-----|
| | 1st | 2nd | TOT |
| LPU | 29 | 26 | 55 |
| BYU | 43 | 40 | 83 |



LIFE Pacific at BYU

11/01/23 Marriott Center, Provo
2023-24 Men's Basketball

Game Time: 7:00 PM
Game Duration: 1:40
Attendance: 13,733

Officials: Gerry Pollard, Kelly Self, Alexander Thompson

Period 2

Quarter Starters:

| | | | | | |
|------------|--------------|-------------|--------------|------------|----------------|
| BYU | 0 Waterman N | 1 Stewart T | 20 Johnson S | 21 Knell T | 45 Traore F |
| LPU | 0 Hopping R | 12 Cook A | 13 Fier V | 20 Jones J | 21 Hernandez D |

| Game Time | BYU | Score | Diff | LPU |
|-----------|--|--------------|-----------|---|
| 20:00 | 2 ROBINSON J substitution out | | | |
| 20:00 | 1 STEWART T substitution in | | | |
| 19:42 | 21 KNELL T steal (1) | | | 0 HOPPING R turnover bad pass (1) |
| 19:30 | 21 KNELL T foul drawn (1) | | | 20 JONES J foul personal (3 - 1) |
| 19:09 | 21 KNELL T 3pt FG from turnover, jump shot missed | | | |
| 19:06 | | | | 13 FIER V defensive rebound (3) |
| 18:44 | | | | 21 HERNANDEZ D 3pt FG , jump shot missed |
| 18:41 | | | | 0 HOPPING R offensive rebound (4) |
| 18:40 | | | | 12 COOK A 3pt FG second chance, jump shot missed |
| 18:35 | 0 WATERMAN N defensive rebound (6) | | | |
| 18:28 | 45 TRAORE F foul offensive (2 - 1) | | | 13 FIER V foul drawn (3) |
| 18:28 | 45 TRAORE F turnover offensive (1) | | | |
| 18:20 | 21 KNELL T steal (2) | | | 21 HERNANDEZ D turnover lost ball (1) |
| 18:15 | 21 KNELL T 2pt FG from turnover in the paint, layup missed | | | |
| 18:11 | 0 WATERMAN N offensive rebound (7) | | | |
| 18:10 | 0 WATERMAN N 2pt FG from turnover second chance in the paint, jump shot missed | | | |
| 18:05 | | | | 0 HOPPING R defensive rebound (5) |
| 17:57 | | | | 20 JONES J 2pt FG in the paint, jump shot missed |
| 17:53 | 45 TRAORE F defensive rebound (4) | | | |
| 17:50 | 20 JOHNSON S turnover bad pass (2) | | | 20 JONES J steal (2) |
| 17:32 | 20 JOHNSON S steal (2) | | | 13 FIER V turnover lost ball (1) |
| 17:27 | 1 STEWART T turnover bad pass (2) | | | 13 FIER V steal (1) |
| 16:56 | | | | 21 HERNANDEZ D 3pt FG from turnover, jump shot missed |
| 16:52 | 45 TRAORE F defensive rebound (5) | | | |
| 16:52 | 20 JOHNSON S foul drawn (2) | | | 21 HERNANDEZ D foul shooting (1 - 2) |
| 16:52 | 20 JOHNSON S free throw fast break 1 - 2 made (10) | 44-29 | 15 | |
| 16:52 | | | | 21 HERNANDEZ D substitution out |
| 16:52 | | | | 22 MATUTE A substitution in |
| 16:52 | 20 JOHNSON S free throw fast break 2 - 2 missed | | | |
| 16:49 | | | | 20 JONES J defensive rebound (2) |
| 16:45 | 0 WATERMAN N steal (2) | | | 20 JONES J turnover lost ball (6) |
| 16:44 | 20 JOHNSON S foul drawn (3) | | | 22 MATUTE A foul personal (2 - 3) |
| 16:22 | 1 STEWART T 3pt FG from turnover, jump shot missed | | | |
| 16:19 | | | | 13 FIER V defensive rebound (4) |
| 16:05 | 21 KNELL T foul personal (2 - 2) | | | 0 HOPPING R foul drawn (1) |
| 16:00 | | | | 0 HOPPING R 3pt FG , jump shot missed |
| 15:57 | 45 TRAORE F defensive rebound (6) | | | |
| 15:51 | 21 KNELL T 2pt FG in the paint, jump shot missed | | | |
| 15:48 | 45 TRAORE F offensive rebound (7) | | | |
| 15:39 | 20 JOHNSON S 3pt FG second chance, jump shot made (13) | 47-29 | 18 | |
| 15:39 | 21 KNELL T assist (1) | | | |
| 15:13 | jump ball situation | | | |



LIFE Pacific at BYU

11/01/23 Marriott Center, Provo
2023-24 Men's Basketball

Game Time: 7:00 PM
Game Duration: 1:40
Attendance: 13,733

Officials: Gerry Pollard, Kelly Self, Alexander Thompson

| Game Time | BYU | Score | Diff | LPU |
|-----------|---|--------------|-----------|---|
| 15:13 | 1 STEWART T steal (1) | | | 22 MATUTE A turnover lost ball (2) |
| 15:13 | Timeout media | | | |
| 15:13 | | | | 0 HOPPING R substitution out |
| 15:13 | | | | 25 JENSEN M substitution in |
| 15:01 | 21 KNELL T 3pt FG from turnover, jump shot missed | | | |
| 14:58 | 1 STEWART T offensive rebound (1) | | | |
| 14:46 | 20 JOHNSON S 2pt FG from turnover second chance outside the paint, turnaround jump shot made (15) | 49-29 | 20 | |
| 14:22 | | 49-31 | 18 | 13 FIER V 2pt FG outside the paint, jump shot made (3) |
| 14:13 | 20 JOHNSON S 3pt FG , jump shot missed | | | |
| 14:01 | 0 WATERMAN N offensive rebound (8) | | | |
| 14:01 | 0 WATERMAN N 2pt FG second chance in the paint, layup made (6) | 51-31 | 20 | |
| 13:45 | | 51-33 | 18 | 22 MATUTE A 2pt FG in the paint, driving layup made (10) |
| 13:36 | 0 WATERMAN N 3pt FG , jump shot missed | | | |
| 13:33 | 21 KNELL T offensive rebound (4) | | | |
| 13:24 | 45 TRAORE F 2pt FG second chance in the paint, jump shot made (12) | 53-33 | 20 | |
| 13:24 | 0 WATERMAN N assist (2) | | | |
| 12:57 | 21 KNELL T foul shooting (3 - 3) | | | 25 JENSEN M foul drawn (1) |
| 12:57 | | 53-34 | 19 | 25 JENSEN M free throw 1 - 2 made (3) |
| 12:57 | 1 STEWART T substitution out | | | |
| 12:57 | 20 JOHNSON S substitution out | | | |
| 12:57 | 45 TRAORE F substitution out | | | |
| 12:57 | 2 ROBINSON J substitution in | | | |
| 12:57 | 15 SAUNDERS R substitution in | | | |
| 12:57 | 50 KHALIFA A substitution in | | | |
| 12:57 | | | | 13 FIER V substitution out |
| 12:57 | | | | 42 ANTHONY D substitution in |
| 12:57 | | 53-35 | 18 | 25 JENSEN M free throw 2 - 2 made (4) |
| 12:49 | 2 ROBINSON J turnover lost ball (1) | | | 20 JONES J steal (3) |
| 12:44 | | 53-37 | 16 | 20 JONES J 2pt FG fast break from turnover in the paint, dunk, made (2) |
| 12:28 | 15 SAUNDERS R 2pt FG in the paint, layup made (4) | 55-37 | 18 | |
| 12:28 | 0 WATERMAN N assist (3) | | | |
| 12:06 | | | | 22 MATUTE A 3pt FG , jump shot missed |
| 12:03 | 15 SAUNDERS R defensive rebound (1) | | | |
| 12:00 | 2 ROBINSON J 3pt FG , jump shot missed | | | |
| 11:56 | | | | 20 JONES J defensive rebound (3) |
| 11:42 | 15 SAUNDERS R foul personal (2 - 4) | | | 25 JENSEN M foul drawn (2) |
| 11:42 | Timeout media | | | |
| 11:42 | 0 WATERMAN N substitution out | | | |
| 11:42 | 4 ALLY ATIKA A substitution in | | | |
| 11:42 | | | | 12 COOK A substitution out |
| 11:42 | | | | 24 MURPHY Z substitution in |
| 11:27 | | | | 20 JONES J 2pt FG in the paint, dunk, missed |
| 11:23 | 4 ALLY ATIKA A defensive rebound (4) | | | |
| 11:17 | 4 ALLY ATIKA A foul drawn (1) | | | 20 JONES J foul personal (4 - 4) |
| 11:17 | | | | 20 JONES J substitution out |
| 11:17 | | | | 5 HERNANDEZ A substitution in |



LIFE Pacific at BYU

11/01/23 Marriott Center, Provo
2023-24 Men's Basketball

Game Time: 7:00 PM
Game Duration: 1:40
Attendance: 13,733

Officials: Gerry Pollard, Kelly Self, Alexander Thompson

| Game Time | BYU | Score | Diff | LPU |
|-----------|--|--------------|-----------|--|
| 11:01 | 2 ROBINSON J 3pt FG , jump shot missed | | | |
| 10:57 | 4 ALLY ATIKA A offensive rebound (5) | | | |
| 10:53 | 50 KHALIFA A 3pt FG second chance, jump shot missed | | | |
| 10:51 | | | | defensive rebound (24) |
| 10:51 | 2 ROBINSON J substitution out | | | |
| 10:51 | 4 ALLY ATIKA A substitution out | | | |
| 10:51 | 1 STEWART T substitution in | | | |
| 10:51 | 12 TRIPPLE T substitution in | | | |
| 10:46 | 12 TRIPPLE T foul personal (1 - 5) | | | 22 MATUTE A foul drawn (3) |
| 10:46 | 21 KNELL T substitution out | | | |
| 10:46 | 20 JOHNSON S substitution in | | | |
| 10:39 | | | | 24 MURPHY Z 2pt FG in the paint, jump shot missed |
| 10:34 | 15 SAUNDERS R defensive rebound (2) | | | |
| 10:29 | 15 SAUNDERS R 3pt FG , jump shot missed | | | |
| 10:25 | 12 TRIPPLE T offensive rebound (1) | | | |
| 10:24 | 12 TRIPPLE T 2pt FG second chance in the paint, jump shot made (2) | 57-37 | 20 | |
| 10:08 | | | | 22 MATUTE A turnover lost ball (3) |
| 10:08 | | | | 42 ANTHONY D substitution out |
| 10:08 | | | | 10 CLARKSON W substitution in |
| 09:56 | 12 TRIPPLE T 3pt FG from turnover, jump shot made (5) | 60-37 | 23 | |
| 09:56 | 20 JOHNSON S assist (5) | | | |
| 09:32 | | | | 22 MATUTE A 3pt FG , jump shot missed |
| 09:29 | 15 SAUNDERS R defensive rebound (3) | | | |
| 09:23 | 20 JOHNSON S foul drawn (4) | | | 5 HERNANDEZ A foul shooting (2 - 5) |
| 09:23 | 20 JOHNSON S free throw 1 - 2 missed | | | |
| 09:23 | offensive dead ball rebound (2) | | | |
| 09:23 | 20 JOHNSON S free throw 2 - 2 made (16) | 61-37 | 24 | |
| 09:08 | 20 JOHNSON S steal (3) | | | 22 MATUTE A turnover bad pass (4) |
| 09:03 | 20 JOHNSON S 2pt FG fast break from turnover in the paint, layup made (18) | 63-37 | 26 | |
| 08:48 | | | | 10 CLARKSON W 3pt FG , jump shot missed |
| 08:43 | 20 JOHNSON S defensive rebound (3) | | | |
| 08:28 | 20 JOHNSON S 2pt FG in the paint, jump shot missed | | | |
| 08:24 | 12 TRIPPLE T offensive rebound (2) | | | |
| 08:21 | | | | 5 HERNANDEZ A substitution out |
| 08:21 | | | | 22 MATUTE A substitution out |
| 08:21 | | | | 0 HOPPING R substitution in |
| 08:21 | | | | 23 BRUMMETT N substitution in |
| 08:21 | 15 SAUNDERS R substitution out | | | |
| 08:21 | 2 ROBINSON J substitution in | | | |
| 08:14 | 1 STEWART T turnover bad pass (3) | | | 25 JENSEN M steal (2) |
| 07:54 | | | | 10 CLARKSON W 3pt FG from turnover, jump shot missed |
| 07:51 | | | | 0 HOPPING R offensive rebound (6) |
| 07:37 | | 63-40 | 23 | 25 JENSEN M 3pt FG from turnover second chance, jump shot made (7) |
| 07:37 | | | | 0 HOPPING R assist (1) |
| 07:31 | 12 TRIPPLE T 2pt FG fast break in the paint, layup made (7) | 65-40 | 25 | |
| 07:31 | 1 STEWART T assist (2) | | | |
| 06:59 | | | | 0 HOPPING R 2pt FG outside the paint, jump shot missed |



LIFE Pacific at BYU

11/01/23 Marriott Center, Provo
2023-24 Men's Basketball

Game Time: 7:00 PM
Game Duration: 1:40
Attendance: 13,733

Officials: Gerry Pollard, Kelly Self, Alexander Thompson

| Game Time | BYU | Score | Diff | LPU |
|-----------|--|--------------|-----------|---|
| 06:55 | 1 STEWART T defensive rebound (2) | | | |
| 06:49 | 1 STEWART T 3pt FG , jump shot missed | | | |
| 06:47 | | | | defensive rebound (26) |
| 06:47 | | | | 23 BRUMMETT N substitution out |
| 06:47 | | | | 13 FIER V substitution in |
| 06:47 | Timeout media | | | |
| 06:47 | 1 STEWART T substitution out | | | |
| 06:47 | 15 SAUNDERS R substitution in | | | |
| 06:47 | | | | 10 CLARKSON W substitution out |
| 06:47 | | | | 24 MURPHY Z substitution out |
| 06:47 | | | | 12 COOK A substitution in |
| 06:47 | | | | 23 BRUMMETT N substitution in |
| 06:29 | | 65-42 | 23 | 25 JENSEN M 2pt FG in the paint, jump shot made (9) |
| 06:29 | 12 TRIPPLE T foul shooting (2 - 6) | | | 25 JENSEN M foul drawn (3) |
| 06:29 | | 65-43 | 22 | 25 JENSEN M free throw 1 - 1 made (10) |
| 06:16 | 2 ROBINSON J 2pt FG outside the paint, jump shot made (11) | 67-43 | 24 | |
| 05:53 | | | | 12 COOK A 3pt FG , jump shot missed |
| 05:51 | defensive rebound (40) | | | |
| 05:51 | 20 JOHNSON S substitution out | | | |
| 05:51 | 21 KNELL T substitution in | | | |
| 05:42 | 2 ROBINSON J 3pt FG , jump shot made (14) | 70-43 | 27 | |
| 05:42 | 50 KHALIFA A assist (2) | | | |
| 05:26 | 2 ROBINSON J steal (1) | | | 13 FIER V turnover bad pass (2) |
| 05:19 | 15 SAUNDERS R 2pt FG fast break from turnover in the paint, dunk, made (6) | 72-43 | 29 | |
| 05:19 | 2 ROBINSON J assist (3) | | | |
| 04:53 | | 72-45 | 27 | 25 JENSEN M 2pt FG in the paint, layup made (12) |
| 04:53 | | | | 0 HOPPING R assist (2) |
| 04:28 | 2 ROBINSON J 2pt FG outside the paint, turnaround jump shot missed | | | |
| 04:24 | | | | 23 BRUMMETT N defensive rebound (1) |
| 04:21 | | 72-48 | 24 | 0 HOPPING R 3pt FG fast break, jump shot made (3) |
| 04:21 | | | | 23 BRUMMETT N assist (1) |
| 04:06 | 2 ROBINSON J 3pt FG , jump shot made (17) | 75-48 | 27 | |
| 04:06 | 50 KHALIFA A assist (3) | | | |
| 03:42 | | | | 0 HOPPING R 3pt FG , jump shot missed |
| 03:39 | 12 TRIPPLE T defensive rebound (3) | | | |
| 03:26 | 2 ROBINSON J 3pt FG , jump shot made (20) | 78-48 | 30 | |
| 03:26 | 15 SAUNDERS R assist (1) | | | |
| 03:01 | | 78-51 | 27 | 25 JENSEN M 3pt FG , jump shot made (15) |
| 03:01 | | | | 13 FIER V assist (1) |
| 02:54 | Timeout media | | | |
| 02:54 | 2 ROBINSON J substitution out | | | |
| 02:54 | 21 KNELL T substitution out | | | |
| 02:54 | 50 KHALIFA A substitution out | | | |
| 02:54 | 4 ALLY ATIKA A substitution in | | | |
| 02:54 | 24 HAYHURST T substitution in | | | |
| 02:54 | 51 MCGREGOR J substitution in | | | |
| 02:54 | | | | 13 FIER V substitution out |
| 02:54 | | | | 23 BRUMMETT N substitution out |



LIFE Pacific at BYU

11/01/23 Marriott Center, Provo
2023-24 Men's Basketball

Game Time: 7:00 PM

Game Duration: 1:40

Attendance: 13,733

Officials: Gerry Pollard, Kelly Self, Alexander Thompson

| Game Time | BYU | Score | Diff | LPU |
|----------------------|--|--------------|-----------|---|
| 02:54 | | | | 25 JENSEN M substitution out |
| 02:54 | | | | 20 JONES J substitution in |
| 02:54 | | | | 31 ARRIETA N substitution in |
| 02:54 | | | | 42 ANTHONY D substitution in |
| 02:39 | 24 HAYHURST T foul drawn (1) | | | 0 HOPPING R foul shooting (1 - 6) |
| 02:39 | 24 HAYHURST T free throw 1 - 2 missed | | | |
| 02:39 | offensive dead ball rebound (3) | | | |
| 02:39 | 24 HAYHURST T free throw 2 - 2 made (1) | 79-51 | 28 | |
| 02:20 | | | | 12 COOK A 2pt FG outside the paint, jump shot missed |
| 02:17 | 12 TRIPPLE T defensive rebound (4) | | | |
| 02:01 | 12 TRIPPLE T 2pt FG in the paint, jump shot missed | | | |
| 01:56 | 15 SAUNDERS R offensive rebound (4) | | | |
| 01:54 | 51 MCGREGOR J 3pt FG second chance, jump shot missed | | | |
| 01:50 | 12 TRIPPLE T offensive rebound (5) | | | |
| 01:41 | 12 TRIPPLE T 3pt FG second chance, jump shot missed | | | |
| 01:38 | | | | 0 HOPPING R defensive rebound (7) |
| 01:37 | | | | 0 HOPPING R turnover bad pass (2) |
| 01:37 | | | | 12 COOK A substitution out |
| 01:37 | | | | 24 MURPHY Z substitution in |
| 01:26 | 4 ALLY ATIKA A 2pt FG from turnover in the paint, jump shot made (4) | 81-51 | 30 | |
| 01:26 | 51 MCGREGOR J assist (1) | | | |
| 01:24 | Timeout media | | | |
| 01:24 | | | | Timeout 30 Sec |
| 01:24 | | | | 42 ANTHONY D substitution out |
| 01:24 | | | | 32 LIESE D substitution in |
| 01:05 | | | | 0 HOPPING R 2pt FG outside the paint, jump shot missed |
| 01:02 | 4 ALLY ATIKA A defensive rebound (6) | | | |
| 00:45 | 4 ALLY ATIKA A 2pt FG in the paint, layup made (6) | 83-51 | 32 | |
| 00:45 | 51 MCGREGOR J assist (2) | | | |
| 00:30 | | 83-53 | 30 | 24 MURPHY Z 2pt FG outside the paint, pull up jump shot made (4) |
| 00:30 | | | | 31 ARRIETA N assist (1) |
| 00:15 | 51 MCGREGOR J turnover bad pass (1) | | | 20 JONES J steal (4) |
| 00:11 | | 83-55 | 28 | 20 JONES J 2pt FG fast break from turnover in the paint, dunk, made (4) |
| END OF GAME | | | | |
| BYU 83-55 LPU | | | | |



LIFE Pacific at BYU

11/01/23 Marriott Center, Provo
2023-24 Men's Basketball

Game Time: 7:00 PM
Game Duration: 1:40
Attendance: 13,733

Officials: Gerry Pollard, Kelly Self, Alexander Thompson

LIFE Pacific - 26

| NO. | Name | Min | FG | | | Rebounds | | | Fouls | | TP | AS | TO | ST | Blocks | | +/- |
|---------------|------------------|---------|-------|------|-----|----------|----|-----|-------|----|----|----|----|----|--------|----|-----|
| | | | M-A | M-A | M-A | OR | DR | TOT | PF | FD | | | | | BS | BA | |
| 0 | Rico Hopping | G 13:08 | 1-5 | 1-3 | 0-0 | 2 | 2 | 4 | 1 | 1 | 3 | 2 | 2 | 0 | 0 | 0 | -6 |
| 12 | Austin Cook | G 13:28 | 0-3 | 0-2 | 0-0 | 0 | 0 | 0 | 0 | 0 | 0 | 0 | 0 | 0 | 0 | 0 | -7 |
| 13 | Vince Fier | G 10:56 | 1-1 | 0-0 | 0-0 | 0 | 2 | 2 | 0 | 1 | 2 | 1 | 2 | 1 | 0 | 0 | -7 |
| 20 | Jordan Jones | G 11:37 | 2-4 | 0-0 | 0-0 | 0 | 2 | 2 | 2 | 0 | 4 | 0 | 1 | 3 | 0 | 0 | -5 |
| 21 | Daniel Hernandez | G 03:08 | 0-2 | 0-2 | 0-0 | 0 | 0 | 0 | 1 | 0 | 0 | 0 | 1 | 0 | 0 | 0 | -1 |
| 22 | Anthony Matute | 08:31 | 1-3 | 0-2 | 0-0 | 0 | 0 | 0 | 1 | 1 | 2 | 0 | 3 | 0 | 0 | 0 | -11 |
| 25 | Malakhi Jensen | 12:19 | 4-4 | 2-2 | 3-3 | 0 | 0 | 0 | 0 | 3 | 13 | 0 | 0 | 1 | 0 | 0 | -9 |
| 42 | Derrick Anthony | 04:19 | 0-0 | 0-0 | 0-0 | 0 | 0 | 0 | 0 | 0 | 0 | 0 | 0 | 0 | 0 | 0 | -4 |
| 24 | Zachary Murphy | 06:32 | 1-2 | 0-0 | 0-0 | 0 | 0 | 0 | 0 | 0 | 2 | 0 | 0 | 0 | 0 | 0 | -7 |
| 5 | Aaron Hernandez | 02:56 | 0-0 | 0-0 | 0-0 | 0 | 0 | 0 | 1 | 0 | 0 | 0 | 0 | 0 | 0 | 0 | -8 |
| 10 | Wes Clarkson | 03:21 | 0-2 | 0-2 | 0-0 | 0 | 0 | 0 | 0 | 0 | 0 | 0 | 0 | 0 | 0 | 0 | -5 |
| 23 | Nathan Brummett | 05:27 | 0-0 | 0-0 | 0-0 | 0 | 1 | 1 | 0 | 0 | 0 | 1 | 0 | 0 | 0 | 0 | -1 |
| 31 | Nick Arrieta | 02:54 | 0-0 | 0-0 | 0-0 | 0 | 0 | 0 | 0 | 0 | 0 | 1 | 0 | 0 | 0 | 0 | -1 |
| 32 | Daniel Liese | 01:24 | 0-0 | 0-0 | 0-0 | 0 | 0 | 0 | 0 | 0 | 0 | 0 | 0 | 0 | 0 | 0 | 2 |
| Team | | | | | | 0 | 2 | 2 | | | 0 | | 0 | | | | |
| Totals | | | 10-26 | 3-13 | 3-3 | 2 | 9 | 11 | 6 | 6 | 26 | 5 | 9 | 5 | 0 | 0 | -14 |

| Shooting By Period | | |
|---------------------|-------|--------|
| 2 nd FG% | 10-26 | 38.5% |
| 3PT% | 3-13 | 23.1% |
| FT% | 3-3 | 100% |
| GM FG% | 10-26 | 38.5% |
| 3PT% | 3-13 | 23.1% |
| FT% | 3-3 | 100.0% |

Dead Ball Rebounds: 0, 0

Technical Fouls::NONE

BYU - 40

| NO. | Name | Min | FG | | | Rebounds | | | Fouls | | TP | AS | TO | ST | Blocks | | +/- |
|---------------|------------------|---------|-------|------|-----|----------|----|-----|-------|----|----|----|----|----|--------|----|-----|
| | | | M-A | M-A | M-A | OR | DR | TOT | PF | FD | | | | | BS | BA | |
| 0 | Noah Waterman | F 08:18 | 1-3 | 0-1 | 0-0 | 2 | 1 | 3 | 0 | 0 | 2 | 2 | 0 | 1 | 0 | 0 | 4 |
| 45 | Fousseyni Traore | F 07:03 | 1-1 | 0-0 | 0-0 | 1 | 3 | 4 | 1 | 0 | 2 | 0 | 1 | 0 | 0 | 0 | 5 |
| 1 | Trey Stewart | G 11:07 | 0-2 | 0-2 | 0-0 | 1 | 1 | 2 | 0 | 0 | 0 | 1 | 2 | 1 | 0 | 0 | 12 |
| 20 | Spencer Johnson | G 11:58 | 3-5 | 1-2 | 2-4 | 0 | 1 | 1 | 0 | 3 | 9 | 1 | 1 | 2 | 0 | 0 | 11 |
| 21 | Trevin Knell | G 12:11 | 0-4 | 0-2 | 0-0 | 1 | 0 | 1 | 2 | 1 | 0 | 1 | 0 | 2 | 0 | 0 | 7 |
| 2 | Jaxson Robinson | 07:33 | 4-7 | 3-5 | 0-0 | 0 | 0 | 0 | 0 | 0 | 11 | 1 | 1 | 1 | 0 | 0 | 0 |
| 15 | Richie Saunders | 11:23 | 2-3 | 0-1 | 0-0 | 1 | 3 | 4 | 1 | 0 | 4 | 1 | 0 | 0 | 0 | 0 | 10 |
| 50 | Aly Khalifa | 10:03 | 0-1 | 0-1 | 0-0 | 0 | 0 | 0 | 0 | 0 | 0 | 2 | 0 | 0 | 0 | 0 | 8 |
| 4 | Atiki Ally Atiki | 03:45 | 2-2 | 0-0 | 0-0 | 1 | 2 | 3 | 0 | 1 | 4 | 0 | 0 | 0 | 0 | 0 | 1 |
| 12 | Townsend Tripple | 10:51 | 3-5 | 1-2 | 0-0 | 3 | 2 | 5 | 2 | 0 | 7 | 0 | 0 | 0 | 0 | 0 | 10 |
| 24 | Tanner Hayhurst | 02:54 | 0-0 | 0-0 | 1-2 | 0 | 0 | 0 | 0 | 1 | 1 | 0 | 0 | 0 | 0 | 0 | 1 |
| 51 | Jared McGregor | 02:54 | 0-1 | 0-1 | 0-0 | 0 | 0 | 0 | 0 | 0 | 0 | 2 | 1 | 0 | 0 | 0 | 1 |
| Team | | | | | | 0 | 1 | 1 | | | 0 | | 0 | | | | |
| Totals | | | 16-34 | 5-17 | 3-6 | 10 | 14 | 24 | 6 | 6 | 40 | 11 | 6 | 7 | 0 | 0 | 14 |

| Shooting By Period | | |
|---------------------|-------|-------|
| 2 nd FG% | 16-34 | 47.1% |
| 3PT% | 5-17 | 29.4% |
| FT% | 3-6 | 50% |
| GM FG% | 16-34 | 47.1% |
| 3PT% | 5-17 | 29.4% |
| FT% | 3-6 | 50.0% |

Dead Ball Rebounds: 2, 0

Technical Fouls::NONE

| | LPU | BYU |
|------------------|---------------------------|---------------------------|
| Biggest lead | 0 (1 st 20:00) | 32 (2 nd 0:45) |
| Best Scoring Run | 5(2 nd 4:21) | 10(2 nd 9:03) |
| Lead Changes | 0 | |
| Times Tied | 0 | |
| Time with Lead | 00:00 | 19:09 |

| | LPU | BYU |
|---------------|-----|-----|
| Points from | | |
| Turnovers | 7 | 11 |
| Paint | 10 | 18 |
| Second Chance | 3 | 11 |
| Fast Breaks | 7 | 7 |
| Bench | 17 | 27 |

| | Period by Period Scoring | | |
|-----|--------------------------|-----|-----|
| | 1st | 2nd | TOT |
| LPU | 29 | 26 | 55 |
| BYU | 43 | 40 | 83 |



LIFE Pacific at BYU

11/01/23 Marriott Center, Provo
2023-24 Men's Basketball

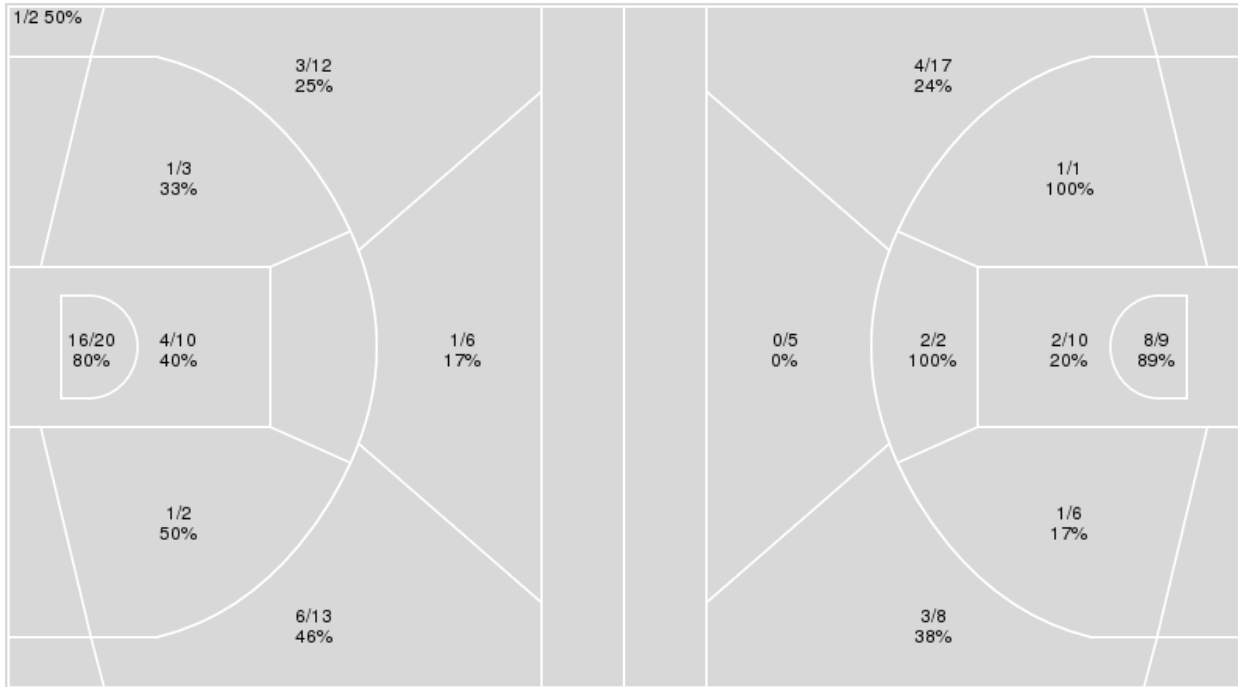
Officials: Gerry Pollard, Kelly Self, Alexander Thompson

{ Players => 0, 1, 2, 4, 10, 12, 15, 20, 21, 23, 24, 25, 30, 45, 50, 51; }
FG Types => All; Results => All;

{ Players => All; } FG Types => All; Results => All;

BYU

LIFE Pacific



| BYU | M/A | % |
|-------------|-------|----|
| Field Goals | 33/68 | 49 |
| 2 Points | 22/35 | 63 |
| 3 Points | 11/33 | 33 |
| Free Throws | 6/10 | 60 |

| LIFE Pacific | M/A | % |
|--------------|-------|----|
| Field Goals | 21/58 | 36 |
| 2 Points | 14/28 | 50 |
| 3 Points | 7/30 | 23 |
| Free Throws | 6/7 | 86 |



LIFE Pacific at BYU

11/01/23 Marriott Center, Provo
2023-24 Men's Basketball

Game Time: 7:00 PM
Game Duration: 1:40
Attendance: 13,733

Officials: Gerry Pollard, Kelly Self, Alexander Thompson

LIFE Pacific

| No | Name | Mins | | Score | | Points Diff | | Points per Min | | Assists | | Rebounds | | Steals | | Turnovers | |
|----|------------------|-------|-------|---------|---------|-------------|-----|----------------|------|---------|-----|----------|-----|--------|-----|-----------|-----|
| | | On | Off | On | Off | On | Off | On | Off | On | Off | On | Off | On | Off | On | Off |
| 0 | Rico Hopping | 24:55 | 15:05 | 33 - 49 | 22 - 34 | -16 | -12 | 1.32 | 1.46 | 6 | 3 | 21 | 7 | 5 | 2 | 12 | 3 |
| 5 | Aaron Hernandez | 08:39 | 31:21 | 6 - 15 | 49 - 68 | -9 | -19 | 0.69 | 1.56 | 3 | 6 | 6 | 22 | 1 | 6 | 3 | 12 |
| 10 | Wes Clarkson | 07:54 | 32:06 | 11 - 17 | 44 - 66 | -6 | -22 | 1.39 | 1.37 | 3 | 6 | 4 | 24 | 1 | 6 | 3 | 12 |
| 12 | Austin Cook | 28:41 | 11:19 | 38 - 58 | 17 - 25 | -20 | -8 | 1.32 | 1.50 | 5 | 4 | 22 | 6 | 4 | 3 | 13 | 2 |
| 13 | Vince Fier | 20:42 | 19:18 | 25 - 43 | 30 - 40 | -18 | -10 | 1.21 | 1.55 | 3 | 6 | 18 | 10 | 3 | 4 | 10 | 5 |
| 20 | Jordan Jones | 23:40 | 16:20 | 32 - 48 | 23 - 35 | -16 | -12 | 1.35 | 1.41 | 2 | 7 | 16 | 12 | 5 | 2 | 11 | 4 |
| 21 | Daniel Hernandez | 12:41 | 27:19 | 12 - 21 | 43 - 62 | -9 | -19 | 0.95 | 1.57 | 1 | 8 | 12 | 16 | 3 | 4 | 8 | 7 |
| 22 | Anthony Matute | 18:58 | 21:02 | 25 - 42 | 30 - 41 | -17 | -11 | 1.32 | 1.43 | 3 | 6 | 12 | 16 | 2 | 5 | 5 | 10 |
| 23 | Nathan Brummett | 05:27 | 34:33 | 14 - 15 | 41 - 68 | -1 | -27 | 2.57 | 1.19 | 4 | 5 | 3 | 25 | 1 | 6 | 1 | 14 |
| 24 | Zachary Murphy | 11:19 | 28:41 | 17 - 25 | 38 - 58 | -8 | -20 | 1.50 | 1.32 | 4 | 5 | 6 | 22 | 3 | 4 | 2 | 13 |
| 25 | Malakhi Jensen | 22:46 | 17:14 | 39 - 54 | 16 - 29 | -15 | -13 | 1.71 | 0.93 | 7 | 2 | 13 | 15 | 3 | 4 | 4 | 11 |
| 31 | Nick Arrieta | 02:54 | 37:06 | 4 - 5 | 51 - 78 | -1 | -27 | 1.38 | 1.37 | 1 | 8 | 1 | 27 | 1 | 6 | 1 | 14 |
| 32 | Daniel Liese | 01:24 | 38:36 | 4 - 2 | 51 - 81 | 2 | -30 | 2.86 | 1.32 | 1 | 8 | 0 | 28 | 1 | 6 | 0 | 15 |
| 42 | Derrick Anthony | 10:00 | 30:00 | 15 - 21 | 40 - 62 | -6 | -22 | 1.50 | 1.33 | 2 | 7 | 6 | 22 | 2 | 5 | 2 | 13 |

BYU

| No | Name | Mins | | Score | | Points Diff | | Points per Min | | Assists | | Rebounds | | Steals | | Turnovers | |
|----|------------------|-------|-------|---------|---------|-------------|-----|----------------|------|---------|-----|----------|-----|--------|-----|-----------|-----|
| | | On | Off | On | Off | On | Off | On | Off | On | Off | On | Off | On | Off | On | Off |
| 0 | Noah Waterman | 20:05 | 19:55 | 37 - 23 | 46 - 32 | 14 | 14 | 1.84 | 2.31 | 10 | 11 | 20 | 25 | 8 | 3 | 6 | 4 |
| 1 | Trey Stewart | 24:02 | 15:58 | 42 - 22 | 41 - 33 | 20 | 8 | 1.75 | 2.57 | 9 | 12 | 32 | 13 | 9 | 2 | 8 | 2 |
| 2 | Jaxson Robinson | 19:47 | 20:13 | 44 - 38 | 39 - 17 | 6 | 22 | 2.22 | 1.93 | 12 | 9 | 18 | 27 | 3 | 8 | 4 | 6 |
| 4 | Atiki Ally Atiki | 10:16 | 29:44 | 15 - 13 | 68 - 42 | 2 | 26 | 1.46 | 2.29 | 4 | 17 | 16 | 29 | 1 | 10 | 3 | 7 |
| 12 | Townsend Tripple | 10:51 | 29:09 | 28 - 18 | 55 - 37 | 10 | 18 | 2.58 | 1.89 | 8 | 13 | 12 | 33 | 2 | 9 | 2 | 8 |
| 15 | Richie Saunders | 19:36 | 20:24 | 46 - 32 | 37 - 23 | 14 | 14 | 2.35 | 1.81 | 11 | 10 | 25 | 20 | 3 | 8 | 4 | 6 |
| 20 | Spencer Johnson | 25:27 | 14:33 | 55 - 31 | 28 - 24 | 24 | 4 | 2.16 | 1.92 | 12 | 9 | 27 | 18 | 9 | 2 | 6 | 4 |
| 21 | Trevin Knell | 27:02 | 12:58 | 60 - 39 | 23 - 16 | 21 | 7 | 2.22 | 1.77 | 16 | 5 | 26 | 19 | 9 | 2 | 6 | 4 |
| 24 | Tanner Hayhurst | 02:54 | 37:06 | 5 - 4 | 78 - 51 | 1 | 27 | 1.72 | 2.10 | 2 | 19 | 4 | 41 | 0 | 11 | 1 | 9 |
| 45 | Fousseyni Traore | 21:22 | 18:38 | 39 - 22 | 44 - 33 | 17 | 11 | 1.83 | 2.36 | 10 | 11 | 21 | 24 | 9 | 2 | 5 | 5 |
| 50 | Aly Khalifa | 15:44 | 24:16 | 39 - 29 | 44 - 26 | 10 | 18 | 2.48 | 1.81 | 9 | 12 | 20 | 25 | 2 | 9 | 4 | 6 |
| 51 | Jared McGregor | 02:54 | 37:06 | 5 - 4 | 78 - 51 | 1 | 27 | 1.72 | 2.10 | 2 | 19 | 4 | 41 | 0 | 11 | 1 | 9 |



LIFE Pacific at BYU

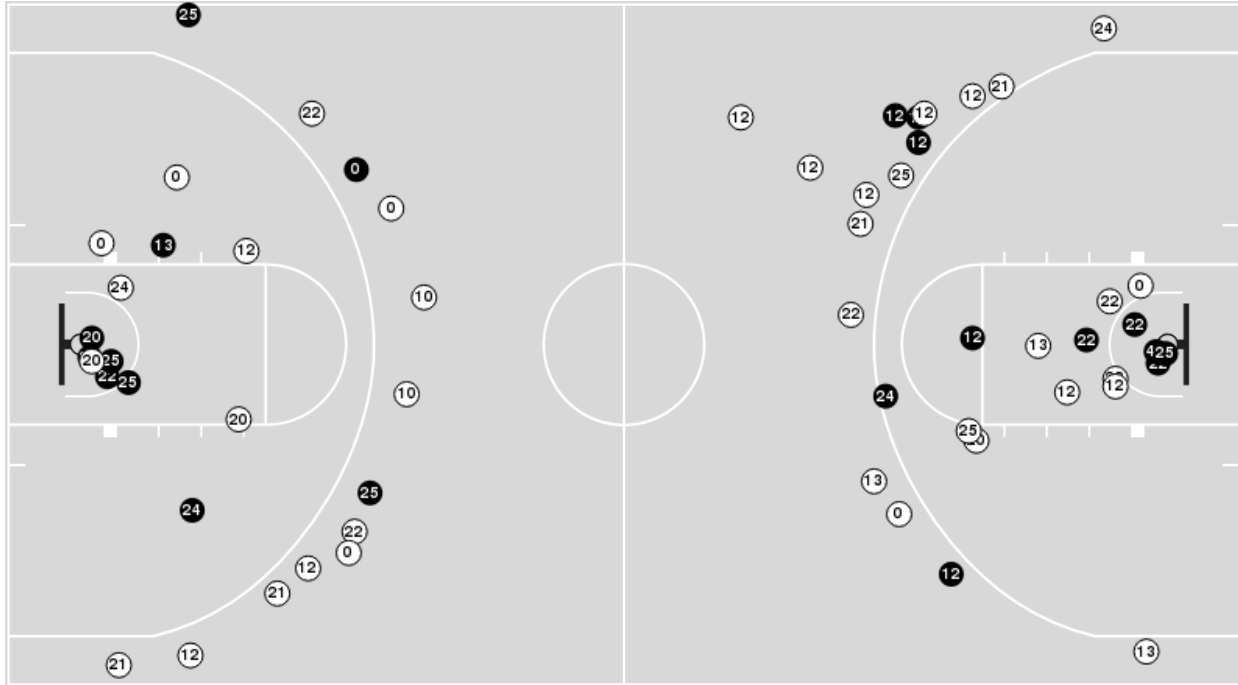
11/01/23 Marriott Center, Provo
2023-24 Men's Basketball

Officials: Gerry Pollard, Kelly Self, Alexander Thompson

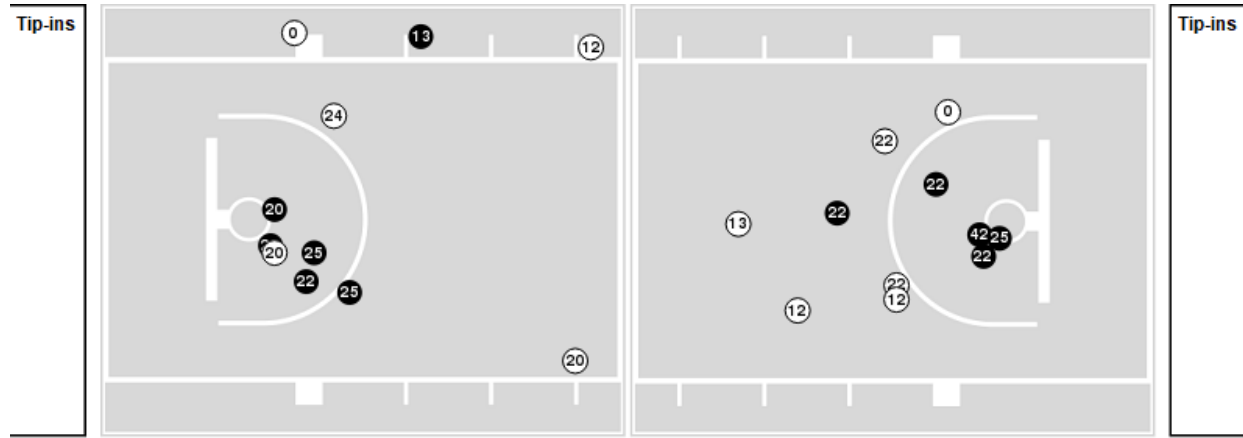
Players => AllFG Types=>AllResults=>All

LIFE Pacific

All Field Goals



Blow Up Chart



● Made ○ Missed N - Player Number

| LIFE Pacific | M/A | % |
|--------------|-------|----|
| Field Goals | 21/58 | 36 |
| 2 Points | 14/28 | 50 |
| 3 Points | 7/30 | 23 |
| Free Throws | 6/7 | 86 |

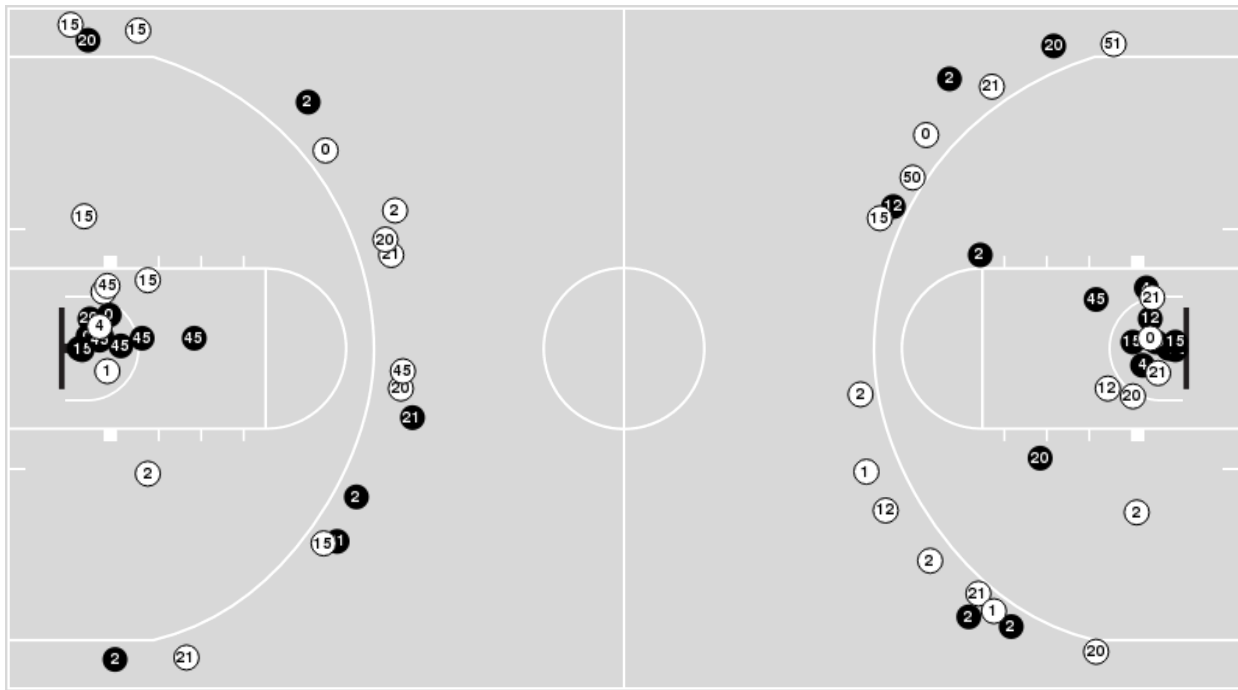
| LIFE Pacific | M/A | % |
|----------------------|--------------|-----|
| Points in the Paint | 20 (10 / 19) | 53 |
| Fast Break Points | 9 (4/4) | 100 |
| Second Chance Points | 8 (3/8) | 38 |
| Effective FG% | 42 | |



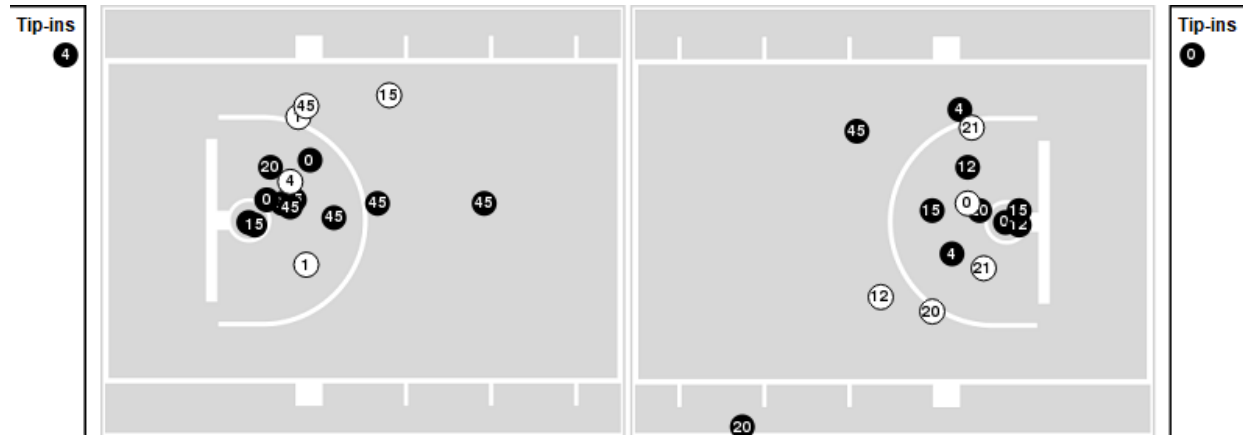
Players => 0, 1, 2, 4, 10, 12, 15, 20, 21, 23, 24, 25, 30, 45, 50, 51 FG Types=>All Results=>All

BYU

All Field Goals



Blow Up Chart



N Made **O** Missed N - Player Number

| BYU | M/A | % |
|-------------|-------|----|
| Field Goals | 33/68 | 49 |
| 2 Points | 22/35 | 63 |
| 3 Points | 11/33 | 33 |
| Free Throws | 6/10 | 60 |

| BYU | M/A | % |
|----------------------|--------------|----|
| Points in the Paint | 40 (20 / 30) | 67 |
| Fast Break Points | 16 (8/9) | 89 |
| Second Chance Points | 19 (9/15) | 60 |
| Effective FG% | 57 | |



LIFE Pacific at BYU

11/01/23 Marriott Center, Provo
2023-24 Men's Basketball

Game Time: 7:00 PM
Game Duration: 1:40
Attendance: 13,733

Officials: Gerry Pollard, Kelly Self, Alexander Thompson

LIFE Pacific

| Lineup | Quarter On | Time On | Quarter Off | Time Off | Time on Court | Score | Score Diff | Reb | Stl | Tov | Ass | PPP |
|---|------------|---------|-------------|----------|---------------|-------|------------|-----|-----|-----|-----|--------|
| 0- Hopping R/ 12- Cook A/ 13- Fier V/ 20- Jones J/ 21- Hernandez D/ | 1 | 20:00 | 1 | 14:28 | 05:32 | 5-11 | -6 | 6 | 1 | 2 | 0 | 0.5556 |
| 0- Hopping R/ 12- Cook A/ 13- Fier V/ 22- Matute A/ 25- Jensen M/ | 1 | 14:28 | 1 | 12:14 | 02:14 | 3-5 | -2 | 3 | 0 | 0 | 0 | 0.7500 |
| 12- Cook A/ 20- Jones J/ 22- Matute A/ 25- Jensen M/ 42- Anthony D/ | 1 | 12:14 | 1 | 11:20 | 00:54 | 2-3 | -1 | 0 | 0 | 0 | 0 | 1.0000 |
| 20- Jones J/ 22- Matute A/ 24- Murphy Z/ 25- Jensen M/ 42- Anthony D/ | 1 | 11:20 | 1 | 09:44 | 01:36 | 6-8 | -2 | 0 | 0 | 0 | 0 | 2.0833 |
| 5- Hernandez A/ 22- Matute A/ 24- Murphy Z/ 25- Jensen M/ 42- Anthony D/ | 1 | 09:44 | 1 | 06:33 | 03:11 | 4-3 | 1 | 3 | 1 | 0 | 2 | 0.6667 |
| 5- Hernandez A/ 10- Clarkson W/ 12- Cook A/ 22- Matute A/ 25- Jensen M/ | 1 | 06:33 | 1 | 04:01 | 02:32 | 2-4 | -2 | 2 | 0 | 1 | 1 | 0.6667 |
| 0- Hopping R/ 10- Clarkson W/ 12- Cook A/ 20- Jones J/ 21- Hernandez D/ | 1 | 04:01 | 1 | 02:00 | 02:01 | 6-5 | 1 | 0 | 0 | 1 | 1 | 2.0000 |
| 0- Hopping R/ 12- Cook A/ 13- Fier V/ 20- Jones J/ 21- Hernandez D/ | 1 | 02:00 | 2 | 16:52 | 05:08 | 1-5 | -4 | 6 | 2 | 5 | 0 | 0.1012 |
| 0- Hopping R/ 12- Cook A/ 13- Fier V/ 20- Jones J/ 22- Matute A/ | 2 | 16:52 | 2 | 15:13 | 01:39 | 0-3 | -3 | 2 | 0 | 2 | 0 | 0.0000 |
| 12- Cook A/ 13- Fier V/ 20- Jones J/ 22- Matute A/ 25- Jensen M/ | 2 | 15:13 | 2 | 12:57 | 02:16 | 5-6 | -1 | 0 | 0 | 0 | 0 | 2.0492 |
| 12- Cook A/ 20- Jones J/ 22- Matute A/ 25- Jensen M/ 42- Anthony D/ | 2 | 12:57 | 2 | 11:42 | 01:15 | 3-2 | 1 | 1 | 1 | 0 | 0 | 1.2295 |
| 20- Jones J/ 22- Matute A/ 24- Murphy Z/ 25- Jensen M/ 42- Anthony D/ | 2 | 11:42 | 2 | 11:17 | 00:25 | 0-0 | 0 | 0 | 0 | 0 | 0 | 0.0000 |
| 5- Hernandez A/ 22- Matute A/ 24- Murphy Z/ 25- Jensen M/ 42- Anthony D/ | 2 | 11:17 | 2 | 10:08 | 01:09 | 0-2 | -2 | 1 | 0 | 1 | 0 | 0.0000 |
| 5- Hernandez A/ 10- Clarkson W/ 22- Matute A/ 24- Murphy Z/ 25- Jensen M/ | 2 | 10:08 | 2 | 08:21 | 01:47 | 0-6 | -6 | 0 | 0 | 1 | 0 | 0.0000 |
| 0- Hopping R/ 10- Clarkson W/ 23- Brummett N/ 24- Murphy Z/ 25- Jensen M/ | 2 | 08:21 | 2 | 06:47 | 01:34 | 3-2 | 1 | 2 | 1 | 0 | 1 | 1.5000 |
| 0- Hopping R/ 10- Clarkson W/ 13- Fier V/ 24- Murphy Z/ 25- Jensen M/ | 2 | 06:47 | 2 | 06:47 | 00:00 | 0-0 | 0 | 0 | 0 | 0 | 0 | 0.0000 |
| 0- Hopping R/ 12- Cook A/ 13- Fier V/ 23- Brummett N/ 25- Jensen M/ | 2 | 06:47 | 2 | 02:54 | 03:53 | 11-13 | -2 | 1 | 0 | 1 | 3 | 1.4785 |
| 0- Hopping R/ 12- Cook A/ 20- Jones J/ 31- Arrieta N/ 42- Anthony D/ | 2 | 02:54 | 2 | 01:37 | 01:17 | 0-1 | -1 | 1 | 0 | 1 | 0 | 0.0000 |
| 0- Hopping R/ 20- Jones J/ 24- Murphy Z/ 31- Arrieta N/ 42- Anthony D/ | 2 | 01:37 | 2 | 01:24 | 00:13 | 0-2 | -2 | 0 | 0 | 0 | 0 | 0.0000 |
| 0- Hopping R/ 20- Jones J/ 24- Murphy Z/ 31- Arrieta N/ 32- Liese D/ | 2 | 01:24 | 2 | 00:00 | 01:24 | 4-2 | 2 | 0 | 1 | 0 | 1 | 1.3333 |



LIFE Pacific at BYU

11/01/23 Marriott Center, Provo
2023-24 Men's Basketball

Game Time: 7:00 PM
Game Duration: 1:40
Attendance: 13,733

Officials: Gerry Pollard, Kelly Self, Alexander Thompson

BYU

| Lineup | Quarter On | Time On | Quarter Off | Time Off | Time on Court | Score | Score Diff | Reb | Stl | Tov | Ass | PPP |
|---|------------|---------|-------------|----------|---------------|-------|------------|-----|-----|-----|-----|--------|
| 0- Waterman N/ 1- Stewart T/ 20- Johnson S/ 21- Knell T/ 45- Traore F/ | 1 | 20:00 | 1 | 12:14 | 07:46 | 16-8 | 8 | 9 | 2 | 2 | 4 | 1.1429 |
| 0- Waterman N/ 2- Robinson J/ 15- Saunders R/ 45- Traore F/ 50- Khalifa A/ | 1 | 12:14 | 1 | 12:14 | 00:00 | 0-0 | 0 | 0 | 0 | 0 | 0 | 0.0000 |
| 2- Robinson J/ 15- Saunders R/ 20- Johnson S/ 21- Knell T/ 50- Khalifa A/ | 1 | 12:14 | 1 | 10:32 | 01:42 | 8-5 | 3 | 1 | 0 | 0 | 1 | 2.7778 |
| 2- Robinson J/ 4- Ally Atiki A/ 15- Saunders R/ 21- Knell T/ 50- Khalifa A/ | 1 | 10:32 | 1 | 09:10 | 01:22 | 4-3 | 1 | 2 | 0 | 0 | 1 | 1.3889 |
| 1- Stewart T/ 2- Robinson J/ 4- Ally Atiki A/ 15- Saunders R/ 50- Khalifa A/ | 1 | 09:10 | 1 | 06:33 | 02:37 | 2-4 | -2 | 6 | 0 | 2 | 0 | 0.4000 |
| 1- Stewart T/ 2- Robinson J/ 4- Ally Atiki A/ 15- Saunders R/ 45- Traore F/ | 1 | 06:33 | 1 | 04:01 | 02:32 | 4-2 | 2 | 2 | 1 | 0 | 1 | 1.3333 |
| 0- Waterman N/ 2- Robinson J/ 20- Johnson S/ 21- Knell T/ 45- Traore F/ | 1 | 04:01 | 2 | 20:00 | 04:01 | 9-7 | 2 | 1 | 1 | 0 | 3 | 1.5000 |
| 0- Waterman N/ 1- Stewart T/ 20- Johnson S/ 21- Knell T/ 45- Traore F/ | 2 | 20:00 | 2 | 12:57 | 07:03 | 10-5 | 5 | 9 | 5 | 3 | 2 | 0.9191 |
| 0- Waterman N/ 2- Robinson J/ 15- Saunders R/ 21- Knell T/ 50- Khalifa A/ | 2 | 12:57 | 2 | 11:42 | 01:15 | 2-3 | -1 | 1 | 0 | 1 | 1 | 0.6667 |
| 2- Robinson J/ 4- Ally Atiki A/ 15- Saunders R/ 21- Knell T/ 50- Khalifa A/ | 2 | 11:42 | 2 | 10:51 | 00:51 | 0-0 | 0 | 2 | 0 | 0 | 0 | 0.0000 |
| 1- Stewart T/ 12- Tripple T/ 15- Saunders R/ 21- Knell T/ 50- Khalifa A/ | 2 | 10:51 | 2 | 10:46 | 00:05 | 0-0 | 0 | 0 | 0 | 0 | 0 | 0.0000 |
| 1- Stewart T/ 12- Tripple T/ 15- Saunders R/ 20- Johnson S/ 50- Khalifa A/ | 2 | 10:46 | 2 | 08:21 | 02:25 | 8-0 | 8 | 5 | 1 | 0 | 1 | 2.0619 |
| 1- Stewart T/ 2- Robinson J/ 12- Tripple T/ 20- Johnson S/ 50- Khalifa A/ | 2 | 08:21 | 2 | 06:47 | 01:34 | 2-3 | -1 | 1 | 0 | 1 | 1 | 0.6667 |
| 2- Robinson J/ 12- Tripple T/ 15- Saunders R/ 20- Johnson S/ 50- Khalifa A/ | 2 | 06:47 | 2 | 05:51 | 00:56 | 2-3 | -1 | 1 | 0 | 0 | 0 | 2.0000 |
| 2- Robinson J/ 12- Tripple T/ 15- Saunders R/ 21- Knell T/ 50- Khalifa A/ | 2 | 05:51 | 2 | 02:54 | 02:57 | 11-8 | 3 | 1 | 1 | 0 | 4 | 2.2000 |
| 4- Ally Atiki A/ 12- Tripple T/ 15- Saunders R/ 24- Hayhurst T/ 51- McGregor J/ | 2 | 02:54 | 2 | 00:00 | 02:54 | 5-4 | 1 | 4 | 0 | 1 | 2 | 1.0246 |



LIFE Pacific at BYU

11/01/23 Marriott Center, Provo
2023-24 Men's Basketball

Game Time: 7:00 PM

Game Duration: 1:40

Attendance: 13,733

Officials: Gerry Pollard, Kelly Self, Alexander Thompson

LIFE Pacific

| Lineup | Time | Score | Score Diff | Pts/Min | Reb | Stl | Tov | Ass | PPP |
|---|-------|-------|------------|---------|-----|-----|-----|-----|--------|
| 0- Hopping R/ 12- Cook A/ 13- Fier V/ 20- Jones J/ 21- Hernandez D/ | 10:40 | 6-16 | -10 | 0.5625 | 12 | 3 | 7 | 0 | 0.3178 |
| 5- Hernandez A/ 22- Matute A/ 24- Murphy Z/ 25- Jensen M/ 42- Anthony D/ | 04:20 | 4-5 | -1 | 0.9231 | 4 | 1 | 1 | 2 | 0.5000 |
| 0- Hopping R/ 12- Cook A/ 13- Fier V/ 23- Brummett N/ 25- Jensen M/ | 03:53 | 11-13 | -2 | 2.8326 | 1 | 0 | 1 | 3 | 1.4785 |
| 5- Hernandez A/ 10- Clarkson W/ 12- Cook A/ 22- Matute A/ 25- Jensen M/ | 02:32 | 2-4 | -2 | 0.7895 | 2 | 0 | 1 | 1 | 0.6667 |
| 12- Cook A/ 13- Fier V/ 20- Jones J/ 22- Matute A/ 25- Jensen M/ | 02:16 | 5-6 | -1 | 2.2059 | 0 | 0 | 0 | 0 | 2.0492 |
| 0- Hopping R/ 12- Cook A/ 13- Fier V/ 22- Matute A/ 25- Jensen M/ | 02:14 | 3-5 | -2 | 1.3433 | 3 | 0 | 0 | 0 | 0.7500 |
| 12- Cook A/ 20- Jones J/ 22- Matute A/ 25- Jensen M/ 42- Anthony D/ | 02:09 | 5-5 | 0 | 2.3256 | 1 | 1 | 0 | 0 | 1.1261 |
| 20- Jones J/ 22- Matute A/ 24- Murphy Z/ 25- Jensen M/ 42- Anthony D/ | 02:01 | 6-8 | -2 | 2.9752 | 0 | 0 | 0 | 0 | 1.5464 |
| 0- Hopping R/ 10- Clarkson W/ 12- Cook A/ 20- Jones J/ 21- Hernandez D/ | 02:01 | 6-5 | 1 | 2.9752 | 0 | 0 | 1 | 1 | 2.0000 |
| 5- Hernandez A/ 10- Clarkson W/ 22- Matute A/ 24- Murphy Z/ 25- Jensen M/ | 01:47 | 0-6 | -6 | 0.0000 | 0 | 0 | 1 | 0 | 0.0000 |
| 0- Hopping R/ 12- Cook A/ 13- Fier V/ 20- Jones J/ 22- Matute A/ | 01:39 | 0-3 | -3 | 0.0000 | 2 | 0 | 2 | 0 | 0.0000 |
| 0- Hopping R/ 10- Clarkson W/ 23- Brummett N/ 24- Murphy Z/ 25- Jensen M/ | 01:34 | 3-2 | 1 | 1.9149 | 2 | 1 | 0 | 1 | 1.5000 |
| 0- Hopping R/ 20- Jones J/ 24- Murphy Z/ 31- Arrieta N/ 32- Liese D/ | 01:24 | 4-2 | 2 | 2.8571 | 0 | 1 | 0 | 1 | 1.3333 |
| 0- Hopping R/ 12- Cook A/ 20- Jones J/ 31- Arrieta N/ 42- Anthony D/ | 01:17 | 0-1 | -1 | 0.0000 | 1 | 0 | 1 | 0 | 0.0000 |
| 0- Hopping R/ 20- Jones J/ 24- Murphy Z/ 31- Arrieta N/ 42- Anthony D/ | 00:13 | 0-2 | -2 | 0.0000 | 0 | 0 | 0 | 0 | 0.0000 |
| 0- Hopping R/ 10- Clarkson W/ 13- Fier V/ 24- Murphy Z/ 25- Jensen M/ | 00:00 | 0-0 | 0 | NaN | 0 | 0 | 0 | 0 | 0.0000 |



LIFE Pacific at BYU

11/01/23 Marriott Center, Provo
2023-24 Men's Basketball

Game Time: 7:00 PM

Game Duration: 1:40

Attendance: 13,733

Officials: Gerry Pollard, Kelly Self, Alexander Thompson

BYU

| Lineup | Time | Score | Score Diff | Pts/Min | Reb | Stl | Tov | Ass | PPP |
|---|-------|-------|------------|---------|-----|-----|-----|-----|--------|
| 0- Waterman N/ 1- Stewart T/ 20- Johnson S/ 21- Knell T/ 45- Traore F/ | 14:49 | 26-13 | 13 | 1.7548 | 18 | 7 | 5 | 6 | 1.0450 |
| 0- Waterman N/ 2- Robinson J/ 20- Johnson S/ 21- Knell T/ 45- Traore F/ | 04:01 | 9-7 | 2 | 2.2407 | 1 | 1 | 0 | 3 | 1.5000 |
| 2- Robinson J/ 12- Tripple T/ 15- Saunders R/ 21- Knell T/ 50- Khalifa A/ | 02:57 | 11-8 | 3 | 3.7288 | 1 | 1 | 0 | 4 | 2.2000 |
| 4- Ally Atiki A/ 12- Tripple T/ 15- Saunders R/ 24- Hayhurst T/ 51- McGregor J/ | 02:54 | 5-4 | 1 | 1.7241 | 4 | 0 | 1 | 2 | 1.0246 |
| 1- Stewart T/ 2- Robinson J/ 4- Ally Atiki A/ 15- Saunders R/ 50- Khalifa A/ | 02:37 | 2-4 | -2 | 0.7643 | 6 | 0 | 2 | 0 | 0.4000 |
| 1- Stewart T/ 2- Robinson J/ 4- Ally Atiki A/ 15- Saunders R/ 45- Traore F/ | 02:32 | 4-2 | 2 | 1.5789 | 2 | 1 | 0 | 1 | 1.3333 |
| 1- Stewart T/ 12- Tripple T/ 15- Saunders R/ 20- Johnson S/ 50- Khalifa A/ | 02:25 | 8-0 | 8 | 3.3103 | 5 | 1 | 0 | 1 | 2.0619 |
| 2- Robinson J/ 4- Ally Atiki A/ 15- Saunders R/ 21- Knell T/ 50- Khalifa A/ | 02:13 | 4-3 | 1 | 1.8045 | 4 | 0 | 0 | 1 | 1.0309 |
| 2- Robinson J/ 15- Saunders R/ 20- Johnson S/ 21- Knell T/ 50- Khalifa A/ | 01:42 | 8-5 | 3 | 4.7059 | 1 | 0 | 0 | 1 | 2.7778 |
| 1- Stewart T/ 2- Robinson J/ 12- Tripple T/ 20- Johnson S/ 50- Khalifa A/ | 01:34 | 2-3 | -1 | 1.2766 | 1 | 0 | 1 | 1 | 0.6667 |
| 0- Waterman N/ 2- Robinson J/ 15- Saunders R/ 21- Knell T/ 50- Khalifa A/ | 01:15 | 2-3 | -1 | 1.6000 | 1 | 0 | 1 | 1 | 0.6667 |
| 2- Robinson J/ 12- Tripple T/ 15- Saunders R/ 20- Johnson S/ 50- Khalifa A/ | 00:56 | 2-3 | -1 | 2.1429 | 1 | 0 | 0 | 0 | 2.0000 |
| 1- Stewart T/ 12- Tripple T/ 15- Saunders R/ 21- Knell T/ 50- Khalifa A/ | 00:05 | 0-0 | 0 | 0.0000 | 0 | 0 | 0 | 0 | 0.0000 |
| 0- Waterman N/ 2- Robinson J/ 15- Saunders R/ 45- Traore F/ 50- Khalifa A/ | 00:00 | 0-0 | 0 | NaN | 0 | 0 | 0 | 0 | 0.0000 |