

2023 FOOTBALL

CONFERENCE STANDINGS

Week 12 | Joni Lehmann | 469-524-1022 | joni@Big12Sports.com

	BIG 12 GAMES				OVERALL				Home	Road	Neutral	Streak	vs. Top 10	vs. Top 25
	W-L	Pct.	PF	PA	W-L	Pct.	PF	PA						
Texas	6-1	.857	236	140	9-1	.900	338	184	5-0	4-0	0-1	W4	1-0	3-1
Oklahoma State	5-2	.714	218	203	7-3	.700	279	264	5-1	2-2	-	L1	1-0	1-0
Oklahoma	5-2	.714	251	170	8-2	.800	418	198	5-0	2-2	1-0	W1	1-0	1-1
Kansas State	5-2	.714	274	142	7-3	.700	388	185	6-0	1-3	-	W1	0-1	0-1
Iowa State	5-2	.714	207	160	6-4	.600	257	199	3-2	3-2	-	W1	-	0-2
West Virginia	4-3	.571	215	217	6-4	.600	303	278	4-1	2-3	-	L1	0-1	0-2
Texas Tech	4-3	.571	187	168	5-5	.500	291	244	3-2	2-3	-	W2	-	1-1
Kansas	4-3	.571	214	198	7-3	.700	327	262	5-1	2-2	-	L1	1-1	1-1
TCU	2-5	.286	172	180	4-6	.400	289	248	3-3	1-3	-	L3	0-1	0-1
Houston	2-5	.286	145	244	4-6	.400	241	308	3-3	1-3	-	L1	0-1	0-1
BYU	2-5	.286	126	240	5-5	.500	219	287	4-1	1-4	-	L3	0-1	0-1
Baylor	2-5	.286	155	255	3-7	.300	229	324	1-6	2-1	-	L3	0-1	0-3
UCF	2-5	.286	218	232	5-5	.500	340	268	3-2	2-3	-	W2	0-1	1-1
Cincinnati	1-6	.143	135	204	3-7	.300	252	269	1-5	2-2	-	W1	-	0-1

THIS WEEK'S SCHEDULE

Saturday, November 18	Time
No. 17 Oklahoma at BYU* (ESPN)	10:00 a.m. MT/11:00 a.m. CT
Cincinnati at West Virginia* (Big 12 Now on ESPN+)	1:30 p.m. CT/2:30 p.m. ET
Baylor at TCU* (Big 12 Now on ESPN+)	2:30 p.m. CT
No. 15 Oklahoma State at Houston* (ESPN2)	3:00 p.m. CT
UCF at Texas Tech* (FS2)	4:00 p.m. CT/5:00 p.m. ET
No. 25 Kansas State at No. 16 Kansas* (FS1)	6:00 p.m. CT
No. 7 Texas at Iowa State* (FOX)	7:00 p.m. CT

* Denotes Big 12 game.
Rankings listed as CFP.

TEAM VS. TEAM RESULTS

	BU	BYU	UCF	UC	UH	ISU	KU	K-State	OU	OSU	TCU	UT	TTU	WVU
BU	-	-	W	W	L	L	-	L	-	-	-	L	L	-
BYU	-	-	-	W	-	L	L	-	-	-	L	L	W	L
UCF	L	-	-	W	-	-	L	L	L	W	-	-	-	L
UC	L	L	L	-	W	L	-	L	L	-	-	-	-	-
UH	W	-	-	L	-	-	-	L	-	-	L	L	L	W
ISU	W	W	-	W	-	-	L	-	L	W	W	-	-	-
KU	-	W	W	-	W	-	-	-	W	L	-	L	L	-
K-State	W	-	W	-	W	-	-	-	L	L	W	L	W	-
OU	-	-	W	W	-	W	L	-	-	L	-	W	-	W
OSU	-	-	L	W	-	L	W	W	W	-	-	-	-	W
TCU	-	W	-	-	W	L	-	L	-	-	-	L	L	L
UT	W	W	-	-	W	-	W	W	L	-	W	-	-	-
TTU	W	L	-	-	W	-	W	L	-	-	W	-	-	L
WVU	-	W	W	-	L	-	-	-	L	L	W	-	W	-

CONFERENCE NEWS & NOTES

- The Big 12 has the tightest conference race in the nation. With two regular season games left to play, eight teams are within two games of each other.
- Texas, Oklahoma State, Oklahoma, K-State, Iowa State, West Virginia, Texas Tech and Kansas are all still in contention for a spot in the Dr Pepper Big 12 Football Championship game.
- Seven Big 12 teams (Iowa State, Kansas, K-State, Oklahoma, Oklahoma State, Texas and West Virginia) have reached bowl eligibility. BYU, UCF and Texas Tech are one win away.
- The Big 12 has placed five teams in the first two CFP Polls. Texas checked in at No. 7 for the second week, followed by No. 15 Oklahoma State, No. 16 Kansas, No. 17 Oklahoma and No. 25 K-State.
- The Big 12 has two of the four teams with three wins over CFP Top 25 teams.
Texas (Alabama, Kansas, K-State)
Oklahoma State (Kansas, K-State, Oklahoma)
Alabama (Ole Miss, Tennessee, LSU)
Washington (Arizona, Oregon, Utah)
- The Big 12 is one of three leagues in which every team has at least three overall wins.
- Among conferences, the Big 12 is first in rushing yards per game (170.1), second in total yards (418.9) and third in passing yards (248.8) and scoring (29.8).
- The Big 12 has six of the top 25 teams in total offense: 4. Oklahoma (505.4), 8. UCF (494.5), 14. Texas (459.3), 16. TCU (454.9), 20. K-State (452.5) and 25. Cincinnati (443.9).
- UCF was named the Cheez-It National Team of the Week after its win over No. 15 Oklahoma State.
- UCF HC Gus Malzahn secured the 100th win of his career. With a career record of 100-52 all-time and 23-14 at UCF, Malzahn becomes the fourth active head coach in the Big 12 to reach the century mark.

- Notes continued on page 5 -

**Weekly National Rankings
(AP/Coaches/CFP)**

	BU	BYU	UCF	UC	UH	ISU	KU	K-State	OU	OSU	TCU	UT	TTU	WVU
Preseason	RV/RV	-/RV	-	-	-/RV	-	RV/RV	16/17	20/19	-/RV	17/16	11/12	RV/24	-
9/5	-	-	RV/RV	RV/-	-	RV/-	-/RV	15/15	18/17	-/RV	RV/RV	11/10	RV/RV	-
9/11	-	-	-/RV	RV/RV	-	-	RV/RV	15/15	19/16	RV/RV	RV/RV	4/6	-	-
9/18	-	RV/RV	-/RV	-	-	-	RV/RV	RV/RV	16/14	-	-	3/6	-	-
9/25	-	-	-	-	-	-	24/24	RV/25	14/14	-	RV/RV	3/5	-	-
10/2	-	-/RV	-	-	-	-	RV/RV	RV/RV	12/12	-	-	3/4	-	RV/RV
10/9	-	-/RV	-	-	-	-	23/24	-	5/7	-	-	9/11	-	RV/RV
10/16	-	-	-	-	-	-	RV/RV	-/RV	6/7	RV/RV	-	8/8	-	RV/RV
10/23	-	-	-	-	-	-	-/RV	RV/RV	6/6	RV/RV	-	7/7	-	-
10/30	-	-	-	-	-	-	22/23/21	25/RV/23	10/11/9	RV/RV/22	-	7/6/7	-	-
11/6	-	-	-	-	-	-	19/18/16	RV/RV	17/16/17	15/17/15	-	7/7/7	-	RV/RV
11/13	-	-	-	-	-	-	RV/RV	23/24	14/13	24/25	-	7/7	-	-
11/20														
11/27														
12/4														
Final														

WEEKLY AWARDS

	<u>Offense</u>	<u>Defense</u>
9/4	Emory Jones, UC, QB, Sr.	Jeremiah Cooper, ISU, DB, So.
9/11	Quinn Ewers, UT, QB, So.	Danny Stutsman, OU, LB, Jr.
9/18	Dillon Gabriel, OU, QB, Sr.	Tyler Batty, BYU, DE, Jr.
9/25	DJ Giddens, K-State, RB, So.	Cobee Bryant, KU, CB, Jr.
10/2	Jonathon Brooks, UT, RB, So.	Caden Jenkins, BU, CB, Fr.
10/9	Dillon Gabriel, OU, QB, Sr.	Beau Freyler, ISU, DB, Jr.
10/16	Josh Hoover, TCU, QB, Fr.	Kobe Savage, K-State, S, Sr.
	Ollie Gordon II, OSU, RB, So.	
10/23	Ollie Gordon II, OSU, RB, So.	Eddie Heckard, BYU, CB, Sr.
10/30	Ollie Gordon II, OSU, RB, So.	Beanie Bishop Jr., WVU, CB, Sr.
11/6	RJ Harvey, UCF, RB, Sr.	Xavier Benson, OSU, LB, Sr.
	Ollie Gordon II, OSU, RB, So.	
11/13	Dillon Gabriel, OU, QB, Sr.	Demari Henderson, UCF, DB, So.
11/20		
11/27		
	<u>Special Teams</u>	<u>Newcomer</u>
9/4	Ryan Rehkow, BYU, P, Jr.	Emory Jones, UC, QB, Sr.
	Gavin Freeman, OU, WR/PR, So.	
9/11	Colton Boomer, UCF, K, So.	Adonai Mitchell, UT, WR, Jr.
9/18	Matthew Golden, UH, KR/WR, So.	Nic Anderson, OU, WR, Fr.
9/25	Chase Contreras, ISU, K, Sr.	Parker Jenkins, UH, RB, Fr.
10/2	Loic Fouonji, TTU, WR, Sr.	Adonai Mitchell, UT, WR, Jr.
10/9	Trevor Wilson, KU, WR/PR, Jr.	Cameron Epps, OSU, CB, Fr.
10/16	Chase Contreras, ISU, K, Sr.	Avery Johnson, K-State, QB, Fr.
10/23	Isaiah Hankins, BU, K, So.	Nic Anderson, OU, WR, Fr.
10/30	Xavier Worthy, UT, WR/PR, Jr.	Leon Johnson III, OSU, WR, Sr.
		Beanie Bishop Jr., WVU, CB, Sr.
11/6	Bert Auburn, UT, K, Jr.	Adonai Mitchell, UT, WR, Jr.
11/13	Gino Garcia, TTU, PK, Sr.	Abu Sama III, ISU, RB, Fr.
11/20		
11/27		

Big 12 CHAMPIONS

- 1996 - Texas (Nebraska)
- 1997 - Nebraska (Texas A&M)
- 1998 - Texas A&M (K-State)
- 1999 - Nebraska (Texas)
- 2000 - Oklahoma (K-State)
- 2001 - Colorado (Texas)
- 2002 - Oklahoma (Colorado)
- 2003 - Kansas State (Oklahoma)
- 2004 - Oklahoma (Colorado)
- 2005 - Texas (Colorado)
- 2006 - Oklahoma (Nebraska)
- 2007 - Oklahoma (Missouri)
- 2008 - Oklahoma (Missouri)
- 2009 - Texas (Nebraska)
- 2010 - Oklahoma (Nebraska)
- 2011 - Oklahoma State**
- 2012 - Kansas State/Oklahoma**
- 2013 - Baylor**
- 2014 - Baylor/TCU**
- 2015 - Oklahoma**
- 2016 - Oklahoma**
- 2017 - Oklahoma (TCU)
- 2018 - Oklahoma (Texas)
- 2019 - Oklahoma (Baylor)
- 2020 - Oklahoma (Iowa State)
- 2021 - Baylor (Oklahoma State)
- 2022 - Kansas State (TCU)

***A Championship Game was not played from 2011-16 seasons. Opponent in parenthesis.*

Big 12 BOWL PARTNERS

(listed in order of selection)

- Allstate Sugar
- Valero Alamo
- Pop-Tarts
- TaxAct Texas
- AutoZone Liberty
- Guaranteed Rate
- Lockheed Martin Armed Forces Bowl*/SERVPRO
- First Responders Bowl*
- Radiance Technologies Independence Bowl

* Game is a "flex pick" for the seventh selection after CFP.

The Big 12 champion will earn the Conference's automatic berth for its CFP contract bowl slot.

In the event the Big 12 Champion is displaced from the Sugar Bowl to participate in the College Football Playoff Semifinals, the championship game runner-up shall serve as the Sugar Bowl replacement team.

VERSUS OTHER CONFERENCES

	All-Time			2023		
	W	L	Pct.	W	L	Pct.
American	98	26	.790	5	1	.833
ACC	47	48	.495	2	0	1.000
Big Ten	56	60	.483	0	2	.000
Conference USA	140	15	.903	2	0	1.000
Independents	15	15	.500	0	0	.000
MAC	58	17	.773	1	2	.333
Mountain West	81	24	.771	3	1	.750
Pac-12	69	57	.548	1	3	.333
SEC	45	61	.425	2	1	.667
Sun Belt	78	12	.867	2	2	.500
Non-FBS	174	15	.921	11	0	1.000
Total	864	347	.713	30	12	.714

All-time totals are based on current conference affiliation.

BAYLOR (3-7, 2-5 Big 12)

Date	Opponent	Time (CT)	Attend	BU			OPP		
				CFP	AP	C	CFP	AP	C
S2	Texas State (Big 12 Now)	L 31-42	44,945				RV	RV	
S9	Utah (ESPN)	L 13-20	43,732						12 12
S16	Long Island (Big 12 Now)	W 30-7	43,732						
S23	Texas* (ABC)	L 6-38	49,165					3 6	
S30	at UCF* (FSI)	W 36-35	44,005						
07	Texas Tech* (ESPN2)	L 14-30	44,620						
014	Open								
021	at Cincinnati* (Big 12 Now)	W 32-29	38,193						
028	Iowa State* (Big 12 Now)	L 18-30	43,528						
N4	Houston* (Big 12 Now)	L 24-25 OT	41,180						
N11	at K-State* (Big 12 Now)	L 25-59	51,790				25	RV	RV
N18	at TCU* (Big 12 Now)	2:30 p.m.							
N25	West Virginia*								

*Big 12 Game

BYU (5-5, 2-5 Big 12)

Date	Opponent	Time (MT)	Attend	BYU			OPP		
				CFP	AP	C	CFP	AP	C
S2	Sam Houston (FSI)	W 14-0	59,006						RV
S9	S. Utah (Big 12 Now)	W 41-16	60,834				RV	RV	
S16	at Arkansas (ESPN2)	W 38-31	74,821						
S23	at Kansas* (ESPN)	L 27-38	47,233				RV	RV	RV
S29	Cincinnati* (ESPN)	W 35-27	63,834						
07	Open								RV
014	at TCU* (ESPN)	L 11-44	44,599						RV
021	Texas Tech* (FSI)	W 27-14	63,523						
028	at Texas* (ABC)	L 6-35	101,670						7 7
N4	at West Virginia* (FOX)	L 7-37	50,266						
N11	Iowa State* (ESPN)	L 13-45	60,754						
N18	Oklahoma* (ESPN)	10:00 a.m.							
N25	at Oklahoma State*								

*Big 12 Game

UCF (5-5, 2-5 Big 12)

Date	Opponent	Time (ET)	Attend	UCF			OPP		
				CFP	AP	C	CFP	AP	C
A31	Kent State (FSI)	W 56-6	44,088						
S9	at Boise State (FSI)	W 18-16	36,447				RV	RV	
S16	Villanova (Big 12 Now)	W 48-14	44,206					RV	
S23	at K-State* (FSI)	L 31-44	51,912				RV	RV	RV
S30	Baylor* (FSI)	L 35-36	44,005						
07	at Kansas* (FOX)	L 22-51	46,107						
014	Open								
021	at Oklahoma* (ABC)	L 29-31	83,476						6 7
028	West Virginia* (FSI)	L 28-41	44,136						
N4	at Cincinnati* (FSI)	W 28-26	38,193						
N11	Oklahoma State* (ESPN)	W 45-3	44,046					15	15 17
N18	at Texas Tech* (FS2)	5:00 p.m.							
N25	Houston*								

*Big 12 Game

CINCINNATI (3-7, 1-6 Big 12)

Date	Opponent	Time (ET)	Attend	UC			OPP		
				CFP	AP	C	CFP	AP	C
S2	E. Kentucky (Big 12 Now)	W 66-13	38,193						
S9	at Pitt (The CW)	W 27-21	49,398				RV		
S16	Miami - OH (Big 12 Now)	L 24-31 OT	38,193				RV	RV	
S23	Oklahoma* (FOX)	L 6-20	38,193						16 14
S29	at BYU* (ESPN)	L 27-35	63,834						
07	Open								
014	Iowa State* (FSI)	L 10-30	38,193						
021	Baylor* (Big 12 Now)	L 29-32	38,193						
028	at Okla State* (ESPN2)	L 13-14	53,855						RV
N4	UCF* (FSI)	L 26-28	38,193						
N11	at Houston* (FSI)	W 24-14	34,312						
N18	at West Virginia* (Big 12 Now)	2:30 p.m.							
N25	Kansas*								

*Big 12 Game

HOUSTON (4-6, 2-5 Big 12)

Date	Opponent	Time (CT)	Attend	UH			OPP		
				CFP	AP	C	CFP	AP	C
S2	UTSA (FSI)	W 17-14	37,862					RV	
S9	at Rice (NFL Network)	L 41-43 2OT	23,425						
S16	TCU* (FOX)	L 13-36	36,049					RV	RV
S23	Sam Houston (Big 12 Now)	W 38-7	35,044						
S30	at Texas Tech* (FS2)	L 28-49	53,308						
07	Open								
012	West Virginia* (FSI)	W 41-39	32,152					RV	RV
021	Texas* (FOX)	L 24-31	42,812					8 8	
028	at K-State* (ESPN2)	L 0-41	51,928					RV	RV
N4	at Baylor* (Big 12 Now)	W 25-24 OT	41,180						
N11	Cincinnati* (FSI)	L 14-24	34,312						
N18	Oklahoma State* (ESPN2)	3:00 p.m.							
N25	at UCF*								

*Big 12 Game

IOWA STATE (6-4, 5-2 Big 12)

Date	Opponent	Time (CT)	Attend	ISU			OPP		
				CFP	AP	C	CFP	AP	C
S2	UNI (Big 12 Now)	W 30-9	58,248						
S9	Iowa (FOX)	L 13-20	61,500				RV		RV
S16	at Ohio (ESPNU)	L 7-10	21,991						
S23	Oklahoma State* (FSI)	W 34-27	59,022						
S30	at Oklahoma* (FSI)	L 20-50	84,371						14 14
07	TCU* (FSI)	W 27-14	60,535						
014	at Cincinnati* (FSI)	W 30-10	38,193						
021	Open								
028	at Baylor* (Big 12 Now)	W 30-18	43,528						
N4	Kansas* (ESPN)	L 21-28	61,500						21 22 23
N11	at BYU* (ESPN)	W 45-13	60,754						
N18	Texas* (FOX)	7:00 p.m.							
N25	at K-State*								

*Big 12 Game

KANSAS (7-3, 4-3 Big 12)

Date	Opponent	Time (CT)	Attend	KU			OPP		
				CFP	AP	C	CFP	AP	C
S1	Missouri State (Big 12 Now)	W 48-17	41,091				RV	RV	
S8	Illinois (ESPN2)	W 34-23	45,809				RV	RV	RV
S16	at Nevada (CBSSN)	W 31-24	16,890				RV	RV	
S23	BYU* (ESPN)	W 38-27	47,233				RV	RV	RV
S30	at Texas* (ABC)	L 14-40	102,986	24	24				3 5
O7	UCF* (FOX)	W 51-22	46,107				RV	RV	
O14	at Oklahoma State* (FSI)	L 32-39	53,855				23	24	
O21	Open						RV	RV	
O28	Oklahoma* (FOX)	W 38-33	47,233						6 6
N4	at Iowa State* (ESPN)	W 28-21	61,500	21	22	23			
N11	Texas Tech* (FSI)	L 13-16	47,233	16	19	18			
N18	K-State* (FSI)	6:00 p.m.							
N25	at Cincinnati*								

*Big 12 Game

K-STATE (7-3, 5-2 Big 12)

Date	Opponent	Time (CT)	Attend	K-State			OPP		
				CFP	AP	C	CFP	AP	C
S2	SE Missouri St. (Big 12 Now)	W 45-0	52,066				16	17	
S9	Troy* (FSI)	W 42-13	51,940				15	15	
S16	at Missouri (SECN)	L 27-30	62,621				15	15	RV
S23	UCF* (FSI)	W 44-31	51,912						RV
S30	Open								RV
O6	at Oklahoma State* (ESPN)	L 21-29	53,855						RV
O14	at Texas Tech* (FSI)	W 38-31	56,200						
O21	TCU* (ESPN2)	W 41-3	52,580						RV
O28	Houston* (ESPN2)	W 41-0	51,928						RV
N4	at Texas* (FOX)	L 30-33 OT	102,846	23	25	RV			7 7 6
N11	Baylor* (Big 12 Now)	W 59-25	51,790	25		RV	RV		
N18	at Kansas* (FSI)	6:00 p.m.							
N25	Iowa State*								

*Big 12 Game

OKLAHOMA (8-2, 5-2 Big 12)

Date	Opponent	Time (CT)	Attend	OU			OPP		
				CFP	AP	C	CFP	AP	C
S2	Arkansas State (ESPN)	W 73-0	83,221				20	19	
S9	SMU (ESPN+)	W 28-11	84,186				18	17	RV
S16	at Tulsa (ESPN2)	W 66-17	30,855				19	16	
S23	at Cincinnati* (FOX)	W 20-6	38,193				16	14	
S30	Iowa State* (FSI)	W 50-20	84,371				14	14	
O7	vs. Texas* (ABC)	W 34-30	92,100				3	4	12 12
O14	Open						5	7	
O21	UCF* (ABC)	W 31-29	83,476				6	7	
O28	at Kansas* (FOX)	L 33-38	47,233				6	6	RV
N4	at Oklahoma State* (ABC)	L 24-27	54,105	9	10	11	22	RV	RV
N11	West Virginia* (FOX)	W 59-20	83,525	17	17	16			RV
N18	at BYU* (ESPN)	11:00 a.m.							
N24	TCU* (FOX)	11:00 a.m.							

*Big 12 Game

OKLAHOMA STATE (7-3, 5-2 Big 12)

Date	Opponent	Time (CT)	Attend	OSU			OPP		
				CFP	AP	C	CFP	AP	C
S2	UCA (Big 12 Now)	W 27-13	53,855						RV
S9	at Arizona State (FSI)	W 27-15	42,569						RV
S16	S. Alabama (Big 12 Now)	L 7-33	53,855						RV
S23	at Iowa State* (FSI)	L 27-34	59,022						
S30	Open								
O6	K-State* (ESPN)	W 29-21	53,855						RV
O14	Kansas* (FSI)	W 39-32	53,855						23 24
O21	at West Virginia* (ESPN2)	W 48-34	51,870						RV
O28	Cincinnati* (ESPN2)	W 45-13	53,855						RV
N4	Oklahoma* (ABC)	W 27-24	54,105	22		RVRV			9 10 11
N11	at UCF* (ESPN)	L 3-45	44,046	15	15	17			
N18	at Houston* (ESPN2)	3:00 p.m.							
N25	BYU*								

*Big 12 Game

TCU (4-6, 2-5 Big 12)

Date	Opponent	Time (CT)	Attend	TCU			OPP		
				CFP	AP	C	CFP	AP	C
S2	Colorado (FOX)	L 42-45	53,294				17	16	
S9	Nicholls (Big 12 Now)	W 41-6	45,010				RV	RV	
S16	at Houston* (FOX)	W 36-13	36,049				RV	RV	
S23	SMU (FSI)	W 34-17	51,243				RV	RV	
S30	West Virginia* (ESPN2)	L 21-24	43,736				RV	RV	
O7	at Iowa State* (FSI)	L 14-27	60,535						
O14	BYU* (ESPN)	44,599							RV
O21	at K-State* (ESPN2)	L 3-41	52,580						RV
O28	Open								
N2	at Texas Tech (FSI)	L 28-35	51,185						
N11	Texas* (ABC)	L 26-29	50,812						7 7 7
N18	Baylor* (Big 12 Now)	2:30 p.m.							
N24	at Oklahoma* (FOX)	11:00 a.m.							

*Big 12 Game

TEXAS (9-1, 6-1 Big 12)

Date	Opponent	Time (CT)	Attend	UT			OPP		
				CFP	AP	C	CFP	AP	C
S2	Rice (FOX)	W 37-10	98,017				11	12	
S9	at Alabama (ESPN)	W 34-24	100,077				11	10	3 3
S16	Wyoming (LHN)	W 31-10	101,777				4	6	RV
S23	at Baylor* (ABC)	W 38-6	49,165				3	6	
S30	Kansas* (ABC)	W 40-14	102,986				3	5	24 24
O7	vs. Oklahoma* (ABC)	L 30-34	92,100				3	4	12 12
O14	Open						9	11	
O21	at Houston* (FOX)	W 31-24	42,812				8	8	
O28	BYU (ABC)	W 35-6	101,670				7	7	
N4	K-State* (FOX)	W 33-30 OT	102,846	7	7	6	23	25	RV
N11	at TCU* (ABC)	W 29-26	50,812	7	7	7			
N18	at Iowa State* (FOX)	7:00 p.m.							
N24	Texas Tech* (ABC)	6:30 p.m.							











*Big 12 Game









TEXAS TECH (5-5, 4-3 Big 12)

Date	Opponent	Time (CT)	Attend	TTU		OPP	
				CFP	AP C	CFP	AP C
S2	at Wyoming (CBS)	L 33-35 2OT	26,450			RV	24
S9	Oregon (FOX)	L 30-38	56,200			RV RV	13 13
S16	Tarleton State (Big 12 Now)	W 41-3	56,200				
S23	at West Virginia* (Big 12 Now)	L 13-20	50,071				
S30	Houston* (FS2)	W 49-28	53,308				
O7	at Baylor* (ESPN2)	W 39-14	44,620				
O14	K-State* (FSI)	L 21-38	56,200				
O21	at BYU* (FSI)	L 14-27	63,523				
O28	Open						
N2	TCU* (FSI)	W 35-28	51,185				
N11	at Kansas* (FSI)	W 16-13	47,233			18 19	18
N18	UCF* (FS2)	4:00 p.m.					
N24	at Texas* (ABC)	6:30 p.m.					

WEST VIRGINIA (6-4, 4-3 Big 12)

Date	Opponent	Time (ET)	Attend	WVU			OPP		
				CFP	AP	C	CFP	AP	C
S2	at Penn State (NBC)	L 15-38	110,747						7 7
S9	Duquesne (Big 12 Now)	W 56-17	50,037						
S16	Pitt (ABC)	W 17-6	61,106						
S23	Texas Tech* (Big 12 Now)	W 20-13	50,071						
S30	at TCU* (ESPN2)	W 24-21	43,736						RV RV
O7	Open							RV RV	
O12	at Houston* (FSI)	L 39-41	32,152					RV RV	
O21	Oklahoma State* (ESPN)	L 34-48	51,870					RV RV	RV RV
O28	at UCF* (FSI)	W 41-28	44,136						
N4	BYU* (FOX)	W 37-7	50,266						
N11	at Oklahoma* (FOX)	L 20-59	83,525						17 17 16
N18	Cincinnati* (Big 12 Now)	2:30 p.m.							
N25	at Baylor*								

-  Kansas State, Oklahoma and Texas are undefeated at home this season. Oklahoma State joins the group as undefeated in home league games.
-  In conference games, the home team holds a 28-20 advantage.
-  Oklahoma QB Dillon Gabriel (offensive), UCF DB Demari Henderson (defensive), Iowa State RB Abu Sama III (newcomer) and Texas Tech PK Gino Garcia (special teams) claimed Big 12 football awards for Week II. Gabriel was also named the Davey O'Brien National QB of the Week.
-  The Big 12 finished regular season non-conferee play at 30-12 (.714).
-  Baylor junior QB Blake Shapen threw for a career-high four TDs on 22 of 45 passing for 253 yards against Kansas State.
-  Isaac Rex surpassed College Football Hall of Famer Gordon Hudson to become BYU's all-time leader in tight end receiving touchdowns with the 23rd of his career.
-  UCF's 42-point win marked the largest margin of victory over a ranked opponent in program history. The previous high was the Knights' 38-13 victory over No. 19 Cincinnati on Nov. 17, 2018.
-  Cincinnati held Houston to 32 passing yards in the first half, the third-fewest in the FBS this season.
-  Houston sophomore WR Samuel Brown has caught a pass in 16 consecutive games (Sept. 30, 2022-present).
-  Three different Cyclones had a rushing touchdown for the first time since Kansas in 2021 and the first time with three different running backs since Texas Tech in 2013.

-  Kansas junior RB Devin Neal rushed for 137 yards against Texas Tech to surpass John Riggins, Gale Sayers and Clark Green on the all-time rushing yards list. Neal now sits at fifth all time with 2,762 rushing yards.
-  Kansas State topped the 50-point mark for the first time since scoring 55 points against Kansas in 2020, and it was the most points since scoring 62 against Florida Atlantic in 2016.
-  Ten different players have registered an interception for Oklahoma this season. It is the most players with an interception by an OU team in one season since 2003 (also 10) and tied for the most since 1986 (11 players).
-  The Oklahoma State defense added two fourth down stops against UCF to improve its season total to 3-20 (15%), the second-best percentage in the nation.
-  TCU WR Savion Williams had a career-best game with 11 receptions for 164 yards, including a 14-yard touchdown, for his first 100-yard effort.
-  Steve Sarkisian joined Darrell K Royal (1959) and Fred Akers (1977 & 1979) as the only Texas head coaches over the last 100 seasons to start 9-1 in any of his first three seasons.
-  With a 16-13 win over No. 16 Kansas, Texas Tech secured its first win on the road versus a ranked team since 2018 at then-ranked No. 16 Oklahoma State.
-  West Virginia eclipsed 140 rushing yards for the 13th straight game dating back to 2022 with 176 against No. 17 Oklahoma.

BIG 12 MEDIA PRESEASON POLL

1. Texas
2. K-State
3. Oklahoma
4. Texas Tech
5. TCU
6. Baylor
7. Oklahoma State
8. UCF
9. Kansas
10. Iowa State
11. BYU
12. Houston
13. Cincinnati
14. West Virginia

DR PEPPER BIG 12 CHAMPIONSHIP

Saturday, Dec. 2, 11 a.m. CT (ABC)
AT&T Stadium, Arlington, Texas
Tickets available at:
<https://big12.us/3i564VW>

The top two finishers by conference winning percentage in the Big 12 standings will compete in the Dr Pepper Big 12 Football Championship game. Three-time Grammy-award-winning artist Nelly will perform at halftime with the bands of the participating institutions.

BIG 12 PRO DAY

Spring 2024
Ford Center, Frisco, Texas

The Big 12 and the NFL have partnered to debut Big 12 Pro Day in the spring of 2024. The reimagined Pro Day experience will feature state of the art medical and player skill assessments designed to maximize the student-athlete prospect experience. The NFL Network and additional NFL media platforms will air content. Off the field, a job fair and non-football career networking opportunities will be provided. The Conference will also host Big 12 Fan Fest outside of the event.



2023-24 Big 12 Football
Extended Individual Statistics
All games

TOTAL OFFENSE (Minimum Games Played Pct. 75%)

#	Player	G	Rush	Pass	Plays	Total	Yds/g
1	Gabriel, Dillon - OU	10	337	3069	407	3406	340.60
2	Ewers, Quinn - UT	8	53	2232	286	2285	285.63
3	Smith, Donovan - UH	10	341	2405	459	2746	274.60
4	Howard, Will - KState	10	287	2190	351	2477	247.70
5	Jones, Emory - UC	10	455	1949	403	2404	240.40
6	Greene, Garrett - WVU	9	451	1699	296	2150	238.89
7	Becht, Rocco - IowaSt	10	81	2121	334	2202	220.20
8	Bowman, Alan - OSU	10	30	2139	345	2169	216.90
9	Slovis, Kedon - BYU	8	-41	1716	295	1675	209.38
10	Hoover, Josh - TCU	8	-17	1450	225	1433	179.13

ALL PURPOSE (Minimum Games Played Pct. 75%)

#	Player	G	Rush	Rcv	PR	KR	Yds	Avg/g
1	Gordon, Ollie - OSU	10	1250	246	0	0	1496	149.60
2	Brooks, Jonathon - UT	10	1139	286	0	0	1425	142.50
3	Harvey, RJ - UCF	10	1082	217	0	41	1340	134.00
4	Brooks, Tahj - TTU	10	1166	74	0	0	1240	124.00
5	Neal, Devin - KU	10	965	212	0	0	1177	117.70
6	Bailey, Emani - TCU	10	1006	141	0	0	1147	114.70
7	Giddens, DJ - KState	10	859	282	0	0	1141	114.10
8	Worthy, Xavier - UT	10	19	757	281	0	1057	105.70
9	Farooq, Jalil - OU	10	89	577	0	368	1034	103.40
10	Kiner, Corey - UC	10	885	49	0	0	934	93.40

TOTAL OFFENSE AVG/PLAY (Minimum Games Played Pct. 75%)

#	Player	G	Rush	Pass	Plays	Total	Yds/p
1	Metayer, Chamon - UC	10	27	0	1	27	2.70
2	Ray, Traylon - WVU	9	0	21	1	21	2.33
3	Noel, Jaylin - IowaSt	9	-1	42	2	41	2.28
4	Townsend, Xavier - UCF	8	151	0	12	151	1.57
5	Worthy, Xavier - UT	10	19	35	4	54	1.35
6	Wiggins, Dee - UC	10	13	0	1	13	1.30
7	Arnold, Lawrence - KU	10	10	0	1	10	1.00
8	Ewers, Quinn - UT	8	53	2232	286	2285	1.00
9	Jackson, Jadon - KState	10	29	0	3	29	0.97
10	Turner, Aaron - UC	10	97	0	11	97	0.88

SCORING (Minimum Games Played Pct. 75%)

#	Player	G	TD	FG	XPT	2XP	Pts	Pts/g
1	Auburn, Bert - UT	10	0	20	38	0	98	9.80
2	Hale, Alex - OSU	10	0	21	30	0	93	9.30
3	Schmit, Zach - OU	10	0	11	51	0	84	8.40
4	Contreras, Chase - IowaSt	10	0	18	27	0	81	8.10
5	Gordon, Ollie - OSU	10	13	0	0	0	78	7.80
6	Harvey, RJ - UCF	10	13	0	0	0	78	7.80
7	Boomer, Colton - UCF	10	0	11	41	0	74	7.40
8	Tennant, Chris - KState	10	0	9	46	0	73	7.30
9	Kell, Griffin - TCU	10	0	13	34	0	73	7.30
10	Garcia, Gino - TTU	10	0	13	32	0	71	7.10

TOTAL OFFENSE PLAYS

#	Player	G	Rush	Pass	Plays	Total	Yds/g
1	Smith, Donovan - UH	10	341	2405	459	2746	274.60
2	Gabriel, Dillon - OU	10	337	3069	407	3406	340.60
3	Jones, Emory - UC	10	455	1949	403	2404	240.40
4	Howard, Will - KState	10	287	2190	351	2477	247.70
5	Bowman, Alan - OSU	10	30	2139	345	2169	216.90
6	Becht, Rocco - IowaSt	10	81	2121	334	2202	220.20
7	Shapen, Blake - Baylor	7	-13	1991	326	1978	282.57
8	Greene, Garrett - WVU	9	451	1699	296	2150	238.89
9	Slovis, Kedon - BYU	8	-41	1716	295	1675	209.38
10	Ewers, Quinn - UT	8	53	2232	286	2285	285.63

SCORING (TDs) (Minimum 1 Touchdowns)

#	Player	G	Run	Rec	Ret	Pts	Avg/g
1	Gordon, Ollie - OSU	10	12	1	0	78	7.80
2	Harvey, RJ - UCF	10	12	1	0	78	7.80
3	Neal, Devin - KU	10	10	1	0	66	6.60
4	Brooks, Jonathon - UT	10	10	1	0	66	6.60
5	Gabriel, Dillon - OU	10	11	0	0	66	6.60
6	Donaldson, CJ - WVU	10	10	0	0	62	6.20
7	Hicks, Kalib - OU	1	1	0	0	6	6.00
8	Polley, Hawkins - Baylor	1	0	1	0	6	6.00
9	Stoops, Drake - OU	10	0	9	0	54	5.40
10	Mitchell, Adonai - UT	10	0	9	0	54	5.40

TOTAL OFFENSE YARDS

#	Player	G	Rush	Pass	Plays	Total	Yds/g
1	Smith, Donovan - UH	10	341	2405	459	2746	274.60
2	Gabriel, Dillon - OU	10	337	3069	407	3406	340.60
3	Jones, Emory - UC	10	455	1949	403	2404	240.40
4	Howard, Will - KState	10	287	2190	351	2477	247.70
5	Bowman, Alan - OSU	10	30	2139	345	2169	216.90
6	Becht, Rocco - IowaSt	10	81	2121	334	2202	220.20
7	Shapen, Blake - Baylor	7	-13	1991	326	1978	282.57
8	Greene, Garrett - WVU	9	451	1699	296	2150	238.89
9	Slovis, Kedon - BYU	8	-41	1716	295	1675	209.38
10	Ewers, Quinn - UT	8	53	2232	286	2285	285.63

SCORING (KICK) (Minimum Games Played Pct. 75%)

#	Player	G	PAT	FG	Pts	Avg/g
1	Auburn, Bert - UT	10	38-38	20-25	98	9.80
2	Hale, Alex - OSU	10	30-30	21-27	93	9.30
3	Schmit, Zach - OU	10	51-51	11-16	84	8.40
4	Contreras, Chase - IowaSt	10	27-27	18-22	81	8.10
5	Boomer, Colton - UCF	10	41-41	11-15	74	7.40
6	Kell, Griffin - TCU	10	34-35	13-20	73	7.30
7	Tennant, Chris - KState	10	46-47	9-12	73	7.30
8	Garcia, Gino - TTU	10	32-32	13-18	71	7.10
9	Hayes, Michael - WVU	10	33-33	12-14	69	6.90
10	Brown, Carter - UC	10	26-26	14-17	68	6.80



2023-24 Big 12 Football
Extended Individual Statistics
All games

TOTAL OFFENSE TDS

#	Player	G	Rush	Pass	Total
1	Gabriel, Dillon - OU	10	337	3069	36
2	Howard, Will - KState	10	287	2190	28
3	Smith, Donovan - UH	10	341	2405	25
4	Greene, Garrett - WVU	9	451	1699	20
5	Ewers, Quinn - UT	8	53	2232	19
6	Becht, Rocco - IowaSt	10	81	2121	18
7	Jones, Emory - UC	10	455	1949	18
8	Shapen, Blake - Baylor	7	-13	1991	15
9	Plumlee, John Rhys - UCF	7	331	1572	15
10	Sloviss, Kedon - BYU	8	-41	1716	15

RUSHING (Minimum 10 Rushing Attempts/Game, Games Played Pct. 75%)

#	Player	G	Att.	Yds	Avg.	TD	Lg	Avg/g
1	Gordon, Ollie - OSU	10	186	1250	6.72	12	75	125.00
2	Brooks, Tahj - TTU	10	225	1166	5.18	8	38	116.60
3	Brooks, Jonathon - UT	10	187	1139	6.09	10	67	113.90
4	Harvey, RJ - UCF	10	170	1082	6.36	12	92	108.20
5	Bailey, Emani - TCU	10	186	1006	5.41	5	74	100.60
6	Neal, Devin - KU	10	155	965	6.23	10	75	96.50
7	Kiner, Corey - UC	10	161	885	5.50	5	68	88.50
8	Giddens, DJ - KState	10	143	859	6.01	7	43	85.90
9	Donaldson, CJ - WVU	10	161	755	4.69	10	32	75.50
10	Martin, LJ - BYU	8	104	494	4.75	4	55	61.75

YARDS PER RUSH (Minimum 10 Rushing Attempts/Game, Games Played Pct. 75%)

#	Player	G	Att.	Yds	Avg.	TD	Lg	Avg/g
1	Gordon, Ollie - OSU	10	186	1250	6.72	12	75	125.00
2	Harvey, RJ - UCF	10	170	1082	6.36	12	92	108.20
3	Neal, Devin - KU	10	155	965	6.23	10	75	96.50
4	Brooks, Jonathon - UT	10	187	1139	6.09	10	67	113.90
5	Giddens, DJ - KState	10	143	859	6.01	7	43	85.90
6	Kiner, Corey - UC	10	161	885	5.50	5	68	88.50
7	Hishaw, Daniel - KU	10	102	552	5.41	8	29	55.20
8	Bailey, Emani - TCU	10	186	1006	5.41	5	74	100.60
9	Brooks, Tahj - TTU	10	225	1166	5.18	8	38	116.60
10	Ward, Treshaun - KState	9	106	532	5.02	4	20	59.11

RUSH ATTEMPTS (Minimum 10 Rushing Attempts/Game)

#	Player	G	Att.	Yds	Avg.	TD	Lg	Avg/g
1	Brooks, Tahj - TTU	10	225	1166	5.18	8	38	116.60
2	Brooks, Jonathon - UT	10	187	1139	6.09	10	67	113.90
3	Bailey, Emani - TCU	10	186	1006	5.41	5	74	100.60
4	Gordon, Ollie - OSU	10	186	1250	6.72	12	75	125.00
5	Harvey, RJ - UCF	10	170	1082	6.36	12	92	108.20
6	Donaldson, CJ - WVU	10	161	755	4.69	10	32	75.50
7	Kiner, Corey - UC	10	161	885	5.50	5	68	88.50
8	Neal, Devin - KU	10	155	965	6.23	10	75	96.50
9	Giddens, DJ - KState	10	143	859	6.01	7	43	85.90
10	Jones, Emory - UC	10	132	455	3.45	3	20	45.50

RUSH YARDS (Minimum 10 Rushing Attempts/Game)

#	Player	G	Att.	Yds	Avg.	TD	Lg	Avg/g
1	Gordon, Ollie - OSU	10	186	1250	6.72	12	75	125.00
2	Brooks, Tahj - TTU	10	225	1166	5.18	8	38	116.60
3	Brooks, Jonathon - UT	10	187	1139	6.09	10	67	113.90
4	Harvey, RJ - UCF	10	170	1082	6.36	12	92	108.20
5	Bailey, Emani - TCU	10	186	1006	5.41	5	74	100.60
6	Neal, Devin - KU	10	155	965	6.23	10	75	96.50
7	Kiner, Corey - UC	10	161	885	5.50	5	68	88.50
8	Giddens, DJ - KState	10	143	859	6.01	7	43	85.90
9	Donaldson, CJ - WVU	10	161	755	4.69	10	32	75.50
10	Hishaw, Daniel - KU	10	102	552	5.41	8	29	55.20

RUSHING TDS (Minimum 10 Rushing Attempts/Game)

#	Player	G	Att.	Yds	Avg.	TD	Lg	Avg/g
1	Harvey, RJ - UCF	10	170	1082	6.36	12	92	108.20
2	Gordon, Ollie - OSU	10	186	1250	6.72	12	75	125.00
3	Brooks, Jonathon - UT	10	187	1139	6.09	10	67	113.90
4	Donaldson, CJ - WVU	10	161	755	4.69	10	32	75.50
5	Neal, Devin - KU	10	155	965	6.23	10	75	96.50
6	Hishaw, Daniel - KU	10	102	552	5.41	8	29	55.20
7	Brooks, Tahj - TTU	10	225	1166	5.18	8	38	116.60
8	Giddens, DJ - KState	10	143	859	6.01	7	43	85.90
9	Bailey, Emani - TCU	10	186	1006	5.41	5	74	100.60
10	Smith, Donovan - UH	10	111	341	3.07	5	35	34.10

PASSING Avg/GAME (Minimum Games Played Pct. 75%)

#	Player	G	Comp-att-int	Yds	TD	Avg/g
1	Gabriel, Dillon - OU	10	229-325-5	3069	25	306.90
2	Ewers, Quinn - UT	8	173-246-4	2232	14	279.00
3	Smith, Donovan - UH	10	227-348-10	2405	20	240.50
4	Howard, Will - KState	10	182-285-8	2190	21	219.00
5	Sloviss, Kedon - BYU	8	153-266-6	1716	12	214.50
6	Bowman, Alan - OSU	10	188-324-8	2139	8	213.90
7	Becht, Rocco - IowaSt	10	177-285-7	2121	15	212.10
8	Jones, Emory - UC	10	168-271-10	1949	15	194.90
9	Greene, Garrett - WVU	9	107-210-3	1699	12	188.78
10	Hoover, Josh - TCU	8	129-211-8	1450	9	181.25

PASSING YARDS

#	Player	G	Comp-att-int	Yds	TD	Avg/g
1	Gabriel, Dillon - OU	10	229-325-5	3069	25	306.90
2	Smith, Donovan - UH	10	227-348-10	2405	20	240.50
3	Ewers, Quinn - UT	8	173-246-4	2232	14	279.00
4	Howard, Will - KState	10	182-285-8	2190	21	219.00
5	Bowman, Alan - OSU	10	188-324-8	2139	8	213.90
6	Becht, Rocco - IowaSt	10	177-285-7	2121	15	212.10
7	Shapen, Blake - Baylor	7	164-268-3	1991	12	284.43
8	Jones, Emory - UC	10	168-271-10	1949	15	194.90
9	Sloviss, Kedon - BYU	8	153-266-6	1716	12	214.50
10	Greene, Garrett - WVU	9	107-210-3	1699	12	188.78



2023-24 Big 12 Football
Extended Individual Statistics
All games

PASS EFFICIENCY (Minimum 15 Total Passes/Game, Games Played Pct. 75%)

#	Player	G	Comp-att-int	Yds	TD	Eff
1	Gabriel, Dillon - OU	10	229-325-5	3069	25	172.09
2	Ewers, Quinn - UT	8	173-246-4	2232	14	162.07
3	Bean, Jason - KU	10	92-154-4	1431	10	154.03
4	Howard, Will - KState	10	182-285-8	2190	21	147.11
5	Becht, Rocco - IowaSt	10	177-285-7	2121	15	137.08
6	Smith, Donovan - UH	10	227-348-10	2405	20	136.50
7	Greene, Garrett - WVU	9	107-210-3	1699	12	134.91
8	Jones, Emory - UC	10	168-271-10	1949	15	133.29
9	Hoover, Josh - TCU	8	129-211-8	1450	9	125.36
10	Slovis, Kedon - BYU	8	153-266-6	1716	12	122.08

PASS ATTEMPTS

#	Player	G	Comp-att-int	Yds	TD	Avg/g
1	Smith, Donovan - UH	10	227-348-10	2405	20	240.50
2	Gabriel, Dillon - OU	10	229-325-5	3069	25	306.90
3	Bowman, Alan - OSU	10	188-324-8	2139	8	213.90
4	Howard, Will - KState	10	182-285-8	2190	21	219.00
5	Becht, Rocco - IowaSt	10	177-285-7	2121	15	212.10
6	Jones, Emory - UC	10	168-271-10	1949	15	194.90
7	Shapen, Blake - Baylor	7	164-268-3	1991	12	284.43
8	Slovis, Kedon - BYU	8	153-266-6	1716	12	214.50
9	Ewers, Quinn - UT	8	173-246-4	2232	14	279.00
10	Hoover, Josh - TCU	8	129-211-8	1450	9	181.25

PASS YDS/COMP. (Minimum 15 Total Passes/Game, Games Played Pct. 75%)

#	Player	G	Comp-att-int	Yds	TD	Avg/c
1	Greene, Garrett - WVU	9	107-210-3	1699	12	15.88
2	Bean, Jason - KU	10	92-154-4	1431	10	15.55
3	Gabriel, Dillon - OU	10	229-325-5	3069	25	13.40
4	Ewers, Quinn - UT	8	173-246-4	2232	14	12.90
5	Howard, Will - KState	10	182-285-8	2190	21	12.03
6	Becht, Rocco - IowaSt	10	177-285-7	2121	15	11.98
7	Jones, Emory - UC	10	168-271-10	1949	15	11.60
8	Bowman, Alan - OSU	10	188-324-8	2139	8	11.38
9	Hoover, Josh - TCU	8	129-211-8	1450	9	11.24
10	Slovis, Kedon - BYU	8	153-266-6	1716	12	11.22

PASS COMPLETIONS

#	Player	G	Comp-att-int	Yds	TD	Avg/g
1	Gabriel, Dillon - OU	10	229-325-5	3069	25	306.90
2	Smith, Donovan - UH	10	227-348-10	2405	20	240.50
3	Bowman, Alan - OSU	10	188-324-8	2139	8	213.90
4	Howard, Will - KState	10	182-285-8	2190	21	219.00
5	Becht, Rocco - IowaSt	10	177-285-7	2121	15	212.10
6	Ewers, Quinn - UT	8	173-246-4	2232	14	279.00
7	Jones, Emory - UC	10	168-271-10	1949	15	194.90
8	Shapen, Blake - Baylor	7	164-268-3	1991	12	284.43
9	Slovis, Kedon - BYU	8	153-266-6	1716	12	214.50
10	Morris, Chandler - TCU	6	131-199-5	1513	12	252.17

PASS YDS/ATT (Minimum 15 Total Passes/Game, Games Played Pct. 75%)

#	Player	G	Comp-att-int	Yds	TD	Avg/a
1	Gabriel, Dillon - OU	10	229-325-5	3069	25	9.44
2	Bean, Jason - KU	10	92-154-4	1431	10	9.29
3	Ewers, Quinn - UT	8	173-246-4	2232	14	9.07
4	Greene, Garrett - WVU	9	107-210-3	1699	12	8.09
5	Howard, Will - KState	10	182-285-8	2190	21	7.68
6	Becht, Rocco - IowaSt	10	177-285-7	2121	15	7.44
7	Jones, Emory - UC	10	168-271-10	1949	15	7.19
8	Smith, Donovan - UH	10	227-348-10	2405	20	6.91
9	Hoover, Josh - TCU	8	129-211-8	1450	9	6.87
10	Bowman, Alan - OSU	10	188-324-8	2139	8	6.60

PASSING TDS

#	Player	G	Comp-att-int	Yds	TD	Avg/g
1	Gabriel, Dillon - OU	10	229-325-5	3069	25	306.90
2	Howard, Will - KState	10	182-285-8	2190	21	219.00
3	Smith, Donovan - UH	10	227-348-10	2405	20	240.50
4	Jones, Emory - UC	10	168-271-10	1949	15	194.90
5	Becht, Rocco - IowaSt	10	177-285-7	2121	15	212.10
6	Ewers, Quinn - UT	8	173-246-4	2232	14	279.00
7	Morris, Chandler - TCU	6	131-199-5	1513	12	252.17
8	Greene, Garrett - WVU	9	107-210-3	1699	12	188.78
9	Shapen, Blake - Baylor	7	164-268-3	1991	12	284.43
10	Slovis, Kedon - BYU	8	153-266-6	1716	12	214.50

PASS COMP. PCT (Minimum 15 Total Passes/Game, Games Played Pct. 75%)

#	Player	G	Comp-att-int	Yds	TD	Pct.
1	Gabriel, Dillon - OU	10	229-325-5	3069	25	70.46
2	Ewers, Quinn - UT	8	173-246-4	2232	14	70.33
3	Smith, Donovan - UH	10	227-348-10	2405	20	65.23
4	Howard, Will - KState	10	182-285-8	2190	21	63.86
5	Becht, Rocco - IowaSt	10	177-285-7	2121	15	62.11
6	Jones, Emory - UC	10	168-271-10	1949	15	61.99
7	Hoover, Josh - TCU	8	129-211-8	1450	9	61.14
8	Bean, Jason - KU	10	92-154-4	1431	10	59.74
9	Bowman, Alan - OSU	10	188-324-8	2139	8	58.02
10	Slovis, Kedon - BYU	8	153-266-6	1716	12	57.52

PASS INTERCEPTIONS

#	Player	G	Comp-att-int	Yds	TD	Avg/g
1	Jones, Emory - UC	10	168-271-10	1949	15	194.90
2	Smith, Donovan - UH	10	227-348-10	2405	20	240.50
3	Hoover, Josh - TCU	8	129-211-8	1450	9	181.25
4	Howard, Will - KState	10	182-285-8	2190	21	219.00
5	Bowman, Alan - OSU	10	188-324-8	2139	8	213.90
6	Becht, Rocco - IowaSt	10	177-285-7	2121	15	212.10
7	Plumlee, John Rhys - UCF	7	106-168-7	1572	11	224.57
8	Slovis, Kedon - BYU	8	153-266-6	1716	12	214.50
9	Strong, Jake - TTU	2	35-65-6	409	2	204.50
10	Gabriel, Dillon - OU	10	229-325-5	3069	25	306.90



2023-24 Big 12 Football
Extended Individual Statistics
All games

RECEPTIONS/GAME (Minimum Games Played Pct. 75%)

#	Player	G	No.	Yds	TD	Lg	Yds/g	Rec/g
1	Stoops, Drake - OU	10	62	692	9	60	69.20	6.20
2	Brown, Samuel - UH	10	59	776	3	53	77.60	5.90
3	Worthy, Xavier - UT	10	59	757	4	45	75.70	5.90
4	Noel, Jaylin - IowaSt	9	52	536	4	66	59.56	5.78
5	Presley, Brennan - OSU	10	52	467	5	29	46.70	5.20
6	Brooks, Phillip - KState	10	49	554	5	40	55.40	4.90
7	Manjack IV, Joseph - UH	8	39	457	6	49	57.13	4.88
8	Henderson, Xzavier - UC	10	48	648	3	53	64.80	4.80
9	Owens, Rashod - OSU	10	43	530	1	45	53.00	4.30
10	Price, Myles - TTU	10	43	410	5	33	41.00	4.30

RECEPTION TDS

#	Player	G	No.	Yds	TD	Long	Avg/c	Yds/g
1	Stoops, Drake - OU	10	62	692	9	60	11.16	69.20
2	Mitchell, Adonai - UT	10	40	637	9	47	15.93	63.70
3	Anderson, Nic - OU	10	24	616	8	63	25.67	61.60
4	Hudson, Kobe - UCF	10	31	703	7	75	22.68	70.30
5	Manjack IV, Joseph - UH	8	39	457	6	49	11.72	57.13
6	Golden, Matthew - UH	9	38	404	6	39	10.63	44.89
7	Presley, Brennan - OSU	10	52	467	5	29	8.98	46.70
8	Baker, Javon - UCF	10	37	790	5	86	21.35	79.00
9	Price, Myles - TTU	10	43	410	5	33	9.53	41.00
10	Brooks, Phillip - KState	10	49	554	5	40	11.31	55.40

RECEIVE YDS/GAME (Minimum Games Played Pct. 75%)

#	Player	G	No.	Yds	TD	Long	Avg/c	Yds/g
1	Baker, Javon - UCF	10	37	790	5	86	21.35	79.00
2	Brown, Samuel - UH	10	59	776	3	53	13.15	77.60
3	Worthy, Xavier - UT	10	59	757	4	45	12.83	75.70
4	Hudson, Kobe - UCF	10	31	703	7	75	22.68	70.30
5	Stoops, Drake - OU	10	62	692	9	60	11.16	69.20
6	Henderson, Xzavier - UC	10	48	648	3	53	13.50	64.80
7	Mitchell, Adonai - UT	10	40	637	9	47	15.93	63.70
8	Anderson, Nic - OU	10	24	616	8	63	25.67	61.60
9	Higgins, Jayden - IowaSt	10	35	610	4	75	17.43	61.00
10	Noel, Jaylin - IowaSt	9	52	536	4	66	10.31	59.56

YARDS PER CATCH (Minimum 2 Receptions/Game, Games Played Pct. 75%)

#	Player	G	No.	Yds	TD	Long	Avg/c	Yds/g
1	Anderson, Nic - OU	10	24	616	8	63	25.67	61.60
2	Hudson, Kobe - UCF	10	31	703	7	75	22.68	70.30
3	Baker, Javon - UCF	10	37	790	5	86	21.35	79.00
4	Skinner, Quentin - KU	10	21	412	2	49	19.62	41.20
5	Carter, Devin - WVU	9	26	481	2	49	18.50	53.44
6	Higgins, Jayden - IowaSt	10	35	610	4	75	17.43	61.00
7	Arnold, Lawrence - KU	10	33	559	2	80	16.94	55.90
8	Baldwin, Monaray - Baylor	10	35	592	4	71	16.91	59.20
9	Dabney, Drake - Baylor	10	27	452	5	63	16.74	45.20
10	Farooq, Jalil - OU	10	35	577	2	49	16.49	57.70

RECEPTIONS

#	Player	G	No.	Yds	TD	Long	Avg/c	Yds/g
1	Stoops, Drake - OU	10	62	692	9	60	11.16	69.20
2	Worthy, Xavier - UT	10	59	757	4	45	12.83	75.70
3	Brown, Samuel - UH	10	59	776	3	53	13.15	77.60
4	Presley, Brennan - OSU	10	52	467	5	29	8.98	46.70
5	Noel, Jaylin - IowaSt	9	52	536	4	66	10.31	59.56
6	Brooks, Phillip - KState	10	49	554	5	40	11.31	55.40
7	Henderson, Xzavier - UC	10	48	648	3	53	13.50	64.80
8	Price, Myles - TTU	10	43	410	5	33	9.53	41.00
9	Owens, Rashod - OSU	10	43	530	1	45	12.33	53.00
10	Mitchell, Adonai - UT	10	40	637	9	47	15.93	63.70

RECEPTION YARDS

#	Player	G	No.	Yds	TD	Long	Avg/c	Yds/g
1	Baker, Javon - UCF	10	37	790	5	86	21.35	79.00
2	Brown, Samuel - UH	10	59	776	3	53	13.15	77.60
3	Worthy, Xavier - UT	10	59	757	4	45	12.83	75.70
4	Hudson, Kobe - UCF	10	31	703	7	75	22.68	70.30
5	Stoops, Drake - OU	10	62	692	9	60	11.16	69.20
6	Henderson, Xzavier - UC	10	48	648	3	53	13.50	64.80
7	Mitchell, Adonai - UT	10	40	637	9	47	15.93	63.70
8	Anderson, Nic - OU	10	24	616	8	63	25.67	61.60
9	Higgins, Jayden - IowaSt	10	35	610	4	75	17.43	61.00
10	Baldwin, Monaray - Baylor	10	35	592	4	71	16.91	59.20

PUNTING (Minimum 3.6 Punts/Game, Games Played Pct. 75%)

#	Player	G	No.	Yds	Lg	120+	50+	TB	Avg.
1	Rehkov, Ryan - BYU	10	56	2735	70	18	28	4	48.84
2	McNamara, Austin - TTU	10	40	1902	59	17	18	6	47.55
3	Perkins, Tyler - IowaSt	10	50	2236	70	20	15	7	44.72
4	Blumer, Jack - KState	10	37	1607	69	17	7	1	43.43
5	Wilkins, Laine - UH	10	40	1722	66	13	8	2	43.05

PATS KICKS MADE

#	Player	G	Made	Att.	Pct.
1	Schmit, Zach - OU	10	51	51	100.00
2	Tennant, Chris - KState	10	46	47	97.87
3	Boomer, Colton - UCF	10	41	41	100.00
4	Auburn, Bert - UT	10	38	38	100.00
5	Kell, Griffin - TCU	10	34	35	97.14
6	Hayes, Michael - WVU	10	33	33	100.00
7	Garcia, Gino - TTU	10	32	32	100.00
8	Keller, Seth - KU	10	31	32	96.88
9	Hale, Alex - OSU	10	30	30	100.00
10	Martin, Jack - UH	10	29	29	100.00



2023-24 Big 12 Football
Extended Individual Statistics
All games

NUMBER OF PUNTS

#	Player	G	No.	Yds	Lg	120	50+	TB	Avg.
1	Rehkov, Ryan - BYU	10	56	2735	70	18	28	4	48.84
2	Perkins, Tyler - IowaSt	10	50	2236	70	20	15	7	44.72
3	McNamara, Austin - TTU	10	40	1902	59	17	18	6	47.55
4	Wilkins, Laine - UH	10	40	1722	66	13	8	2	43.05
5	Blumer, Jack - KState	10	37	1607	69	17	7	1	43.43
6	Fletcher, Mason - UC	10	35	1529	57	19	5	0	43.69
7	Straw, Oliver - WVU	10	35	1492	58	16	6	0	42.63
8	Sandy, Jordy - TCU	10	32	1342	57	10	3	1	41.94
9	Williams, Palmer - Baylor	10	30	1286	53	5	6	1	42.87
10	McCarthy, Mitch - UCF	10	29	1187	64	7	4	1	40.93

YARDS PUNTED

#	Player	G	No.	Yds	Lg	120	50+	TB	Avg.
1	Rehkov, Ryan - BYU	10	56	2735	70	18	28	4	48.84
2	Perkins, Tyler - IowaSt	10	50	2236	70	20	15	7	44.72
3	McNamara, Austin - TTU	10	40	1902	59	17	18	6	47.55
4	Wilkins, Laine - UH	10	40	1722	66	13	8	2	43.05
5	Blumer, Jack - KState	10	37	1607	69	17	7	1	43.43
6	Fletcher, Mason - UC	10	35	1529	57	19	5	0	43.69
7	Straw, Oliver - WVU	10	35	1492	58	16	6	0	42.63
8	Sandy, Jordy - TCU	10	32	1342	57	10	3	1	41.94
9	Sanborn, Ryan - UT	10	28	1297	64	9	11	2	46.32
10	Williams, Palmer - Baylor	10	30	1286	53	5	6	1	42.87

PAT KICKING PCT (Minimum Games Played Pct. 75%)

#	Player	G	Made	Att.	Pct.
1	Boomer, Colton - UCF	10	41	41	100.00
2	Auburn, Bert - UT	10	38	38	100.00
3	Brown, Carter - UC	10	26	26	100.00
4	Schmit, Zach - OU	10	51	51	100.00
5	Contreras, Chase - IowaSt	10	27	27	100.00
6	Garcia, Gino - TTU	10	32	32	100.00
7	Hale, Alex - OSU	10	30	30	100.00
8	Martin, Jack - UH	10	29	29	100.00
9	Hayes, Michael - WVU	10	33	33	100.00
10	Tennant, Chris - KState	10	46	47	97.87

PAT KICKING ATTEMPTS

#	Player	G	Made	Att.	Pct.
1	Schmit, Zach - OU	10	51	51	100.00
2	Tennant, Chris - KState	10	46	47	97.87
3	Boomer, Colton - UCF	10	41	41	100.00
4	Auburn, Bert - UT	10	38	38	100.00
5	Kell, Griffin - TCU	10	34	35	97.14
6	Hayes, Michael - WVU	10	33	33	100.00
7	Garcia, Gino - TTU	10	32	32	100.00
8	Keller, Seth - KU	10	31	32	96.88
9	Hale, Alex - OSU	10	30	30	100.00
10	Martin, Jack - UH	10	29	29	100.00

PUNT RETURN AVG (Minimum Games Played Pct. 75%)

#	Player	G	No.	Yds	TD	Long	Avg/g
1	Wilson, Trevor - KU	9	2	80	1	82	40.00
2	Price, Myles - TTU	10	9	196	0	43	21.78
3	Bowen, Peyton - OU	10	1	20	0	20	20.00

FIELD GOALS (Minimum Games Played Pct. 75%)

#	Player	G	Made	Att.	Long	Pct.	FG/G.
1	Hale, Alex - OSU	10	21	27	53	77.78	2.10
2	Auburn, Bert - UT	10	20	25	49	80.00	2.00
3	Contreras, Chase - IowaSt	10	18	22	56	81.82	1.80
4	Hankins, Isaiah - Baylor	10	16	21	54	76.19	1.60
5	Brown, Carter - UC	10	14	17	54	82.35	1.40
6	Garcia, Gino - TTU	10	13	18	55	72.22	1.30
7	Kell, Griffin - TCU	10	13	20	57	65.00	1.30
8	Hayes, Michael - WVU	10	12	14	49	85.71	1.20
9	Keller, Seth - KU	10	11	14	44	78.57	1.10
10	Boomer, Colton - UCF	10	11	15	55	73.33	1.10

FIELD GOAL PCT (Minimum Games Played Pct. 75%)

#	Player	G	Made	Att.	Long	Pct.
1	Hayes, Michael - WVU	10	12	14	49	85.71
2	Brown, Carter - UC	10	14	17	54	82.35
3	Contreras, Chase - IowaSt	10	18	22	56	81.82
4	Auburn, Bert - UT	10	20	25	49	80.00
5	Keller, Seth - KU	10	11	14	44	78.57
6	Hale, Alex - OSU	10	21	27	53	77.78
7	Hankins, Isaiah - Baylor	10	16	21	54	76.19
8	Tennant, Chris - KState	10	9	12	51	75.00
9	Boomer, Colton - UCF	10	11	15	55	73.33
10	Ferrin, Will - BYU	10	8	11	46	72.73

FIELD GOALS ATTEMPTED

#	Player	G	Made	Att.	Long	Pct.
1	Hale, Alex - OSU	10	21	27	53	77.78
2	Auburn, Bert - UT	10	20	25	49	80.00
3	Contreras, Chase - IowaSt	10	18	22	56	81.82
4	Hankins, Isaiah - Baylor	10	16	21	54	76.19
5	Kell, Griffin - TCU	10	13	20	57	65.00
6	Garcia, Gino - TTU	10	13	18	55	72.22
7	Brown, Carter - UC	10	14	17	54	82.35
8	Schmit, Zach - OU	10	11	16	46	68.75
9	Boomer, Colton - UCF	10	11	15	55	73.33
10	Keller, Seth - KU	10	11	14	44	78.57

FIELD GOALS MADE

#	Player	G	Made	Att.	Long	Pct.
1	Hale, Alex - OSU	10	21	27	53	77.78
2	Auburn, Bert - UT	10	20	25	49	80.00
3	Contreras, Chase - IowaSt	10	18	22	56	81.82
4	Hankins, Isaiah - Baylor	10	16	21	54	76.19
5	Brown, Carter - UC	10	14	17	54	82.35
6	Garcia, Gino - TTU	10	13	18	55	72.22
7	Kell, Griffin - TCU	10	13	20	57	65.00
8	Hayes, Michael - WVU	10	12	14	49	85.71
9	Keller, Seth - KU	10	11	14	44	78.57
10	Boomer, Colton - UCF	10	11	15	55	73.33

KICK RETURN AVG (Minimum Games Played Pct. 75%)

#	Player	G	No.	Yds	TD	Long	Avg/g
1	Noel, Jaylin - IowaSt	9	4	189	0	72	47.25
2	Golden, Matthew - UH	9	9	321	2	100	35.67
3	Kingston, Parker - BYU	10	6	164	0	46	27.33



2023-24 Big 12 Football
Extended Individual Statistics
All games

PUNT RETURNS (Minimum 1.2 Punt Returns/Game)

#	Player	G	No.	Yds	TD	Long	Avg/g
1	Worthy, Xavier - UT	10	15	281	1	74	18.73
2	Fox, Preston - WVU	10	15	145	0	20	9.67
3	Smith, Braden - UC	10	13	36	0	12	2.77
4	Noel, Jaylin - IowaSt	9	13	119	0	39	9.15
5	Townsend, Xavier - UCF	8	13	129	0	29	9.92
6	Cameron, Josh - Baylor	10	13	201	0	70	15.46
7	Fleming, Malik - UH	9	13	93	0	48	7.15
8	Freeman, Gavin - OU	10	13	121	1	82	9.31
9	Brooks, Phillip - KState	10	12	71	0	29	5.92

PUNT RETURN YARDS

#	Player	G	No.	Yds	TD	Long	Avg/g
1	Worthy, Xavier - UT	10	15	281	1	74	18.73
2	Cameron, Josh - Baylor	10	13	201	0	70	15.46
3	Price, Myles - TTU	10	9	196	0	43	21.78
4	Fox, Preston - WVU	10	15	145	0	20	9.67
5	Townsend, Xavier - UCF	8	13	129	0	29	9.92
6	Freeman, Gavin - OU	10	13	121	1	82	9.31
7	Noel, Jaylin - IowaSt	9	13	119	0	39	9.15
8	Fleming, Malik - UH	9	13	93	0	48	7.15
9	Wilson, Trevor - KU	9	2	80	1	82	40.00
10	Brooks, Phillip - KState	10	12	71	0	29	5.92

PUNT RETURN TDS

#	Player	G	No.	Yds	TD	Long	Avg/g
1	Fouonji, Loic - TTU	10	0	7	1	7	0.00
2	Worthy, Xavier - UT	10	15	281	1	74	18.73
3	Nowell, Blake - TCU	10	0	24	1	24	0.00

INTERCEPTIONS (Minimum Games Played Pct. 75%)

#	Player	G	No.	Yds	TD	Long	Avg/g
1	Cooper, Jeremiah - IowaSt	8	5	88	1	58	0.63
2	Taylor-Demerson, Dadrion - TTU	10	4	23	0	23	0.40
3	Bowman, Billy - OU	10	4	93	1	44	0.40
4	Robinson, Jakob - BYU	10	4	74	1	42	0.40
5	Bishop Jr., Beanie - WVU	10	4	86	0	40	0.40
6	Williams, Gentry - OU	8	3	13	0	11	0.38
7	Parrish, Jacob - KState	9	3	37	0	26	0.33
8	Fleming, Malik - UH	9	3	54	0	35	0.33
9	Heckard, Eddie - BYU	10	3	55	0	38	0.30
10	Freyler, Beau - IowaSt	10	3	18	0	18	0.30

INTERCEPTION RET YARDS

#	Player	G	No.	Yds	TD	Long	Yds/i
1	Bowman, Billy - OU	10	4	93	1	44	23.25
2	Cooper, Jeremiah - IowaSt	8	5	88	1	58	17.60
3	Dotson, Ra'Mello - KU	10	3	87	2	50	29.00
4	Bishop Jr., Beanie - WVU	10	4	86	0	40	21.50
5	Dunlap, Malik - TTU	10	3	77	1	54	25.67
6	Bradford, Millard - TCU	10	2	75	1	40	37.50
7	Robinson, Jakob - BYU	10	4	74	1	42	18.50
8	Martinez, Nikai - UCF	10	2	66	0	42	33.00
9	Thompson, Jerrin - UT	10	2	59	1	32	29.50
10	Heckard, Eddie - BYU	10	3	55	0	38	18.33

KICK RETURNS (Minimum 1.2 Total Kick Returns/Game)

#	Player	G	No.	Yds	TD	Long	Avg/g
1	Everhart, Major - TCU	10	22	498	0	86	22.64
2	Marion, Keelan - BYU	10	18	374	0	40	20.78
3	Farooq, Jalil - OU	10	17	368	0	62	21.65
4	McCray, Drae - TTU	10	16	426	1	100	26.63
5	Nabors, Jordan - Baylor	7	15	315	0	34	21.00
6	Wilson, Trevor - KU	9	14	273	0	34	19.50
7	Robinson, Keilan - UT	9	12	252	0	45	21.00

KICK RETURN YARDS

#	Player	G	No.	Yds	TD	Long	Avg/g
1	Everhart, Major - TCU	10	22	498	0	86	22.64
2	McCray, Drae - TTU	10	16	426	1	100	26.63
3	Marion, Keelan - BYU	10	18	374	0	40	20.78
4	Farooq, Jalil - OU	10	17	368	0	62	21.65
5	Golden, Matthew - UH	9	9	321	2	100	35.67
6	Nabors, Jordan - Baylor	7	15	315	0	34	21.00
7	Wilson, Trevor - KU	9	14	273	0	34	19.50
8	Presley, Brennan - OSU	10	11	268	0	40	24.36
9	Robinson, Keilan - UT	9	12	252	0	45	21.00
10	Henderson, Xzavier - UC	10	10	198	0	37	19.80

KICK RETURN TDS

#	Player	G	No.	Yds	TD	Long	Avg/g
1	Golden, Matthew - UH	9	9	321	2	100	35.67

INTERCEPTION RETURNS

#	Player	G	No.	Yds	TD	Long	Yds/i
1	Cooper, Jeremiah - IowaSt	8	5	88	1	58	17.60
2	Robinson, Jakob - BYU	10	4	74	1	42	18.50
3	Taylor-Demerson, Dadrion - TTU	10	4	23	0	23	5.75
4	Bishop Jr., Beanie - WVU	10	4	86	0	40	21.50
5	Bowman, Billy - OU	10	4	93	1	44	23.25
6	Fleming, Malik - UH	9	3	54	0	35	18.00
7	Dunlap, Malik - TTU	10	3	77	1	54	25.67
8	Freyler, Beau - IowaSt	10	3	18	0	18	6.00
9	Hamilton, Isaiah - UH	10	3	18	0	18	6.00
10	Heckard, Eddie - BYU	10	3	55	0	38	18.33

INTERCEPTION RETURN TDS

#	Player	G	No.	Yds	TD	Long	Yds/i
1	Dotson, Ra'Mello - KU	10	3	87	2	50	29.00
2	Bradford, Millard - TCU	10	2	75	1	40	37.50
3	Thompson, Jerrin - UT	10	2	59	1	32	29.50
4	Dunlap, Malik - TTU	10	3	77	1	54	25.67
5	Garber, Keenan - KState	10	1	45	1	45	45.00
6	Robinson, Jakob - BYU	10	4	74	1	42	18.50
7	Bowman, Billy - OU	10	4	93	1	44	23.25
8	Stutsman, Danny - OU	9	1	30	1	30	30.00
9	Cooper, Jeremiah - IowaSt	8	5	88	1	58	17.60
10	Logan Jr., Kenny - KU	10	1	30	1	30	30.00



2023-24 Big 12 Football
Extended Individual Statistics
All games

TACKLES (All positions) (Minimum Games Played Pct. 75%)

#	Player	G	Pos	Solo	Ast	Total	Avg/g
1	Martin, Nickolas - OSU	10	LB	52	48	100	10.00
2	Stutsman, Danny - OU	9	LB	38	43	81	9.00
3	Johnson, Jason - UCF	10	LB	51	35	86	8.60
4	Roberts, Ben - TTU	10	LB	45	36	81	8.10
5	Haulcy, A.J. - UH	10	DB	60	20	80	8.00
6	Daniels, Kendal - OSU	10	S	47	32	79	7.90
7	Obiazor, Namdi - TCU	10	LB	43	33	76	7.60
8	Tooley, Max - BYU	10	LB	43	31	74	7.40
9	Ford, Jaylan - UT	10	LB	36	38	74	7.40
10	Freyler, Beau - IowaSt	10	DB	33	41	74	7.40
11	Baskerville, CJ - TTU	8	DB	42	15	57	7.13
12	Pace, Deshawn - UC	9	LB	32	32	64	7.11
13	Kpogba, Lee - WVU	10	LB	34	37	71	7.10
14	Rucker, Trey - OSU	10	S	43	28	71	7.10
15	Logan Jr., Kenny - KU	10	S	46	24	70	7.00
16	Robinson, Malik - UH	10	LB	32	35	67	6.70
17	Jones, Matt - Baylor	10	LB	43	22	65	6.50
18	Vongphachanh, AJ - BYU	10	LB	26	38	64	6.40
19	Bobby, Devyn - Baylor	10	S	41	22	63	6.30
20	Yates, Walter - UCF	9	LB	31	25	56	6.22
21	Hodge, Jamoi - TCU	10	LB	29	33	62	6.20
22	Oliver, Collin - OSU	10	LB	34	26	60	6.00
23	Slade, Ethan - BYU	10	DB	35	24	59	5.90
24	Wilson, Anthony - WVU	10	S	42	17	59	5.90
25	Pierre, Jesiah - TTU	9	LB	28	25	53	5.89
26	Morris, Jamal - UH	9	LB	30	23	53	5.89
27	Taylor-Demerson, Dadrion - TTU	10	DB	44	14	58	5.80
28	Hunter, Lee - UCF	10	DL	33	24	57	5.70
29	Sigle, Marques - KState	9	S	38	13	51	5.67
30	Moore, Austin - KState	10	LB	33	21	54	5.40
31	Bishop Jr., Beanie - WVU	10	CB	43	11	54	5.40
32	Kanak, Jaren - OU	10	LB	22	32	54	5.40
33	Jones, Dorian - UC	9	LB	20	28	48	5.33
34	Robinson, Jakob - BYU	10	CB	34	19	53	5.30
35	Lewis, Kip - OU	10	LB	29	23	52	5.20
36	Savage, Kobe - KState	10	S	32	19	51	5.10
37	Miller, Rich - KU	10	LB	36	15	51	5.10
38	Dingle, Jack - UC	10	LB	26	24	50	5.00
39	Threats, Bryon - UC	10	S	31	18	49	4.90
40	Benson, Xavier - OSU	10	LB	26	22	48	4.80
41	Batty, Tyler - BYU	10	DL	25	22	47	4.70
42	Barron, Jahdae - UT	10	DB	26	21	47	4.70
43	Hill Jr., Anthony - UT	10	LB	28	19	47	4.70
44	Perry, Mark - TCU	10	S	37	10	47	4.70
45	Cooper, Jeremiah - IowaSt	8	DB	19	17	36	4.50
46	Lemear, Devin - Baylor	8	S	26	10	36	4.50
47	Ceaser, Nelson - UH	9	DL	27	13	40	4.44
48	Lee III, Will - KState	9	CB	30	10	40	4.44
49	Burroughs, O.J. - KU	10	S	36	8	44	4.40
50	Morris-Brash, Tre'mon - UCF	10	DL	29	15	44	4.40

SACKS (Minimum Games Played Pct. 75%)

#	Player	G	Pos	Solo	Ast	Total	Avg/g
1	Ceaser, Nelson - UH	9	DL	9	1	9.5	1.06
2	Morris-Brash, Tre'mon - UCF	10	DL	7	1	7.5	0.75
3	Booker, Austin - KU	10	DL	6	2	7	0.70
4	Lawrence, Malachi - UCF	10	DL	6	1	6.5	0.65
5	Caldwell, Jamaree - UH	9	DL	5	1	5.5	0.61
6	Burke, Ethan - UT	9	DL	5	0	5	0.56
7	Martin, Nickolas - OSU	10	LB	5	0	5	0.50
8	Duke, Khalid - KState	10	DE	5	0	5	0.50
9	Oliver, Collin - OSU	10	LB	4	2	5	0.50
10	Batty, Tyler - BYU	10	DL	4	1	4.5	0.45

TACKLES FOR LOSS (Minimum 1.25 Total Tackles For Loss/Game, Games Played Pct. 75%)

#	Player	G	Pos	Solo	Ast	Total	Avg/g
1	Morris-Brash, Tre'mon - UCF	10	DL	15	4	17	1.70
2	Stutsman, Danny - OU	9	LB	8	11	13.5	1.50
3	Ceaser, Nelson - UH	9	DL	11	2	12	1.33

FUMBLES FORCED (Minimum Games Played Pct. 75%)

#	Player	G	No.	Avg/g
1	Oliver, Collin - OSU	10	4	0.40
2	Linton, Steve - TTU	8	2	0.25
3	Booker, Austin - KU	10	2	0.20
4	Brown, JB - KU	10	2	0.20
5	Mott, Brendan - KState	10	2	0.20
6	Batty, Tyler - BYU	10	2	0.20
7	Ward, Taj - UC	10	2	0.20
8	Heckard, Eddie - BYU	10	2	0.20
9	Roberts, Ben - TTU	10	2	0.20
10	Walker, Kani - OU	8	1	0.13

FUMBLES RECOVERED (Minimum Games Played Pct. 75%)

#	Player	G	No.	Avg/g
1	Dingle, Jack - UC	10	2	0.20
2	Daniels, Kendal - OSU	10	2	0.20
3	Benson, Xavier - OSU	10	2	0.20
4	Purnell, Desmond - KState	10	2	0.20
5	Clement, Hudson - WVU	8	1	0.13
6	Walker, Kani - OU	8	1	0.13
7	Linton, Steve - TTU	8	1	0.13
8	Manjack IV, Joseph - UH	8	1	0.13
9	Williams, Gentry - OU	8	1	0.13
10	Miller, Brooks - Baylor	9	1	0.11

PASSES DEFENDED (Minimum Games Played Pct. 75%)

#	Player	G	Brup	Int.	Total	Avg/g
1	Bishop Jr., Beanie - WVU	10	19	4	23	2.30
2	Cooper, Jeremiah - IowaSt	8	6	5	11	1.38
3	Parrish, Jacob - KState	9	9	3	12	1.33
4	Dotson, Ra'Mello - KU	10	8	3	11	1.10
5	Thornton, Corey - UCF	10	8	2	10	1.00
6	Taylor-Demerson, Dadrion - TTU	10	5	4	9	0.90
7	Tampa, T.J. - IowaSt	10	7	2	9	0.90
8	Lee III, Will - KState	9	6	2	8	0.89
9	Clark, Bud - TCU	10	6	2	8	0.80
10	Robinson, Jakob - BYU	10	4	4	8	0.80



**2023-24 Big 12 Football
Extended Team Leaders
All games**

SCORING OFFENSE

Team	G	TD	FG	XPT	2XP	DXP	Saf	Pts	Avg/G
Oklahoma	10	55	11	53	0	0	1	418	41.8
Kansas St.	10	52	9	47	1	0	0	388	38.8
UCF	10	44	11	41	0	1	0	340	34
Texas	10	40	20	38	0	0	0	338	33.8
Kansas	10	43	11	36	0	0	0	327	32.7
West Virginia	10	38	12	35	2	0	0	303	30.3
Texas Tech	10	36	13	32	2	0	0	291	29.1
TCU	10	36	13	34	0	0	0	289	28.9
Oklahoma St.	10	31	21	30	0	0	0	279	27.9
Iowa St.	10	29	18	27	1	0	0	257	25.7
Cincinnati	10	30	14	26	2	0	0	252	25.2
Houston	10	32	6	29	1	0	0	241	24.1
Baylor	10	26	16	15	4	0	1	229	22.9
BYU	10	28	8	25	1	0	0	219	21.9

TOTAL DEFENSE

Team	G	Rush	Pass	Plays	Yards	Avg/P	TD	Avg/G
Iowa St.	10	1247	2043	669	3290	4.92	22	329
Texas	10	901	2470	657	3371	5.13	20	337.1
Kansas St.	10	1190	2370	687	3560	5.18	19	356
Cincinnati	10	1387	2250	609	3637	5.97	31	363.7
Texas Tech	10	1472	2244	711	3716	5.23	26	371.6
Oklahoma	10	1379	2389	720	3768	5.23	20	376.8
Kansas	10	1608	2250	661	3858	5.84	31	385.8
West Virginia	10	1472	2473	673	3945	5.86	35	394.5
TCU	10	1501	2445	717	3946	5.5	27	394.6
Baylor	10	1869	2137	643	4006	6.23	39	400.6
UCF	10	1958	2049	701	4007	5.72	31	400.7
Houston	10	1647	2463	703	4110	5.85	39	411
BYU	10	1806	2335	695	4141	5.96	31	414.1
Oklahoma St.	10	1804	2554	681	4358	6.4	35	435.8

SCORING DEFENSE

Team	G	TD	FG	XPT	2XP	DXP	Saf	Pts	Avg/G
Texas	10	20	15	17	1	0	0	184	18.4
Kansas St.	10	20	16	17	0	0	0	185	18.5
Oklahoma	10	22	16	16	1	0	0	198	19.8
Iowa St.	10	25	9	20	0	0	1	199	19.9
Texas Tech	10	28	15	25	3	0	0	244	24.4
TCU	10	28	17	25	2	0	0	248	24.8
Kansas	10	31	15	23	3	1	0	262	26.2
Oklahoma St.	10	35	8	26	2	0	0	264	26.4
UCF	10	33	13	27	2	0	0	268	26.8
Cincinnati	10	33	13	32	0	0	0	269	26.9
West Virginia	10	36	9	35	0	0	0	278	27.8
BYU	10	36	12	35	0	0	0	287	28.7
Houston	10	41	7	37	2	0	0	308	30.8
Baylor	10	42	9	39	3	0	0	324	32.4

TOTAL OFFENSE PLAYS

Team	G	Rush	Pass	Plays	Yards	Avg/P	TD	Avg/G
TCU	10	1578	2971	759	4549	5.99	34	454.9
Oklahoma	10	1816	3238	752	5054	6.72	52	505.4
Cincinnati	10	2233	2206	746	4439	5.95	30	443.9
Texas Tech	10	1690	2309	736	3999	5.43	33	399.9
Baylor	10	1111	2742	727	3853	5.3	24	385.3
Kansas St.	10	2021	2504	725	4525	6.24	50	452.5
Oklahoma St.	10	1674	2516	718	4190	5.84	30	419
West Virginia	10	2138	1967	716	4105	5.73	38	410.5
Texas	10	1835	2758	702	4593	6.54	37	459.3
UCF	10	2337	2608	686	4945	7.21	43	494.5
Houston	10	1200	2470	657	3670	5.59	30	367
Kansas	10	1990	2260	635	4250	6.69	38	425
BYU	10	905	2095	623	3000	4.82	26	300
Iowa St.	10	1292	2186	615	3478	5.66	28	347.8

TOUCHDOWNS SCORED

Team	G	TD	FG	XPT	2XP	DXP	Saf	Pts	Avg/G
Oklahoma	10	55	11	53	0	0	1	418	41.8
Kansas St.	10	52	9	47	1	0	0	388	38.8
UCF	10	44	11	41	0	1	0	340	34
Kansas	10	43	11	36	0	0	0	327	32.7
Texas	10	40	20	38	0	0	0	338	33.8
West Virginia	10	38	12	35	2	0	0	303	30.3
Texas Tech	10	36	13	32	2	0	0	291	29.1
TCU	10	36	13	34	0	0	0	289	28.9
Houston	10	32	6	29	1	0	0	241	24.1
Oklahoma St.	10	31	21	30	0	0	0	279	27.9
Cincinnati	10	30	14	26	2	0	0	252	25.2
Iowa St.	10	29	18	27	1	0	0	257	25.7
BYU	10	28	8	25	1	0	0	219	21.9
Baylor	10	26	16	15	4	0	1	229	22.9

TOTAL OFFENSE YARDS

Team	G	Rush	Pass	Plays	Yards	Avg/P	TD	Avg/G
Oklahoma	10	1816	3238	752	5054	6.72	52	505.4
UCF	10	2337	2608	686	4945	7.21	43	494.5
Texas	10	1835	2758	702	4593	6.54	37	459.3
TCU	10	1578	2971	759	4549	5.99	34	454.9
Kansas St.	10	2021	2504	725	4525	6.24	50	452.5
Cincinnati	10	2233	2206	746	4439	5.95	30	443.9
Kansas	10	1990	2260	635	4250	6.69	38	425
Oklahoma St.	10	1674	2516	718	4190	5.84	30	419
West Virginia	10	2138	1967	716	4105	5.73	38	410.5
Texas Tech	10	1690	2309	736	3999	5.43	33	399.9
Baylor	10	1111	2742	727	3853	5.3	24	385.3
Houston	10	1200	2470	657	3670	5.59	30	367
Iowa St.	10	1292	2186	615	3478	5.66	28	347.8
BYU	10	905	2095	623	3000	4.82	26	300



**2023-24 Big 12 Football
Extended Team Leaders
All games**

PTS SCORED KICKING

Team	G	TD	FG	XPT	2XP	DXP	Saf	Pts	Avg/G
Oklahoma	10	55	11	53	0	0	1	418	41.8
Kansas St.	10	52	9	47	1	0	0	388	38.8
UCF	10	44	11	41	0	1	0	340	34
Texas	10	40	20	38	0	0	0	338	33.8
Kansas	10	43	11	36	0	0	0	327	32.7
West Virginia	10	38	12	35	2	0	0	303	30.3
Texas Tech	10	36	13	32	2	0	0	291	29.1
TCU	10	36	13	34	0	0	0	289	28.9
Oklahoma St.	10	31	21	30	0	0	0	279	27.9
Iowa St.	10	29	18	27	1	0	0	257	25.7
Cincinnati	10	30	14	26	2	0	0	252	25.2
Houston	10	32	6	29	1	0	0	241	24.1
Baylor	10	26	16	15	4	0	1	229	22.9
BYU	10	28	8	25	1	0	0	219	21.9

TOTAL OFF. AVG/PLAY

Team	G	Rush	Pass	Plays	Yards	Avg/P	TD	Avg/G
UCF	10	2337	2608	686	4945	7.21	43	494.5
Oklahoma	10	1816	3238	752	5054	6.72	52	505.4
Kansas	10	1990	2260	635	4250	6.69	38	425
Texas	10	1835	2758	702	4593	6.54	37	459.3
Kansas St.	10	2021	2504	725	4525	6.24	50	452.5
TCU	10	1578	2971	759	4549	5.99	34	454.9
Cincinnati	10	2233	2206	746	4439	5.95	30	443.9
Oklahoma St.	10	1674	2516	718	4190	5.84	30	419
West Virginia	10	2138	1967	716	4105	5.73	38	410.5
Iowa St.	10	1292	2186	615	3478	5.66	28	347.8
Houston	10	1200	2470	657	3670	5.59	30	367
Texas Tech	10	1690	2309	736	3999	5.43	33	399.9
Baylor	10	1111	2742	727	3853	5.3	24	385.3
BYU	10	905	2095	623	3000	4.82	26	300

TOTAL OFFENSE

Team	G	Rush	Pass	Plays	Yards	Avg/P	TD	Avg/G
Oklahoma	10	1816	3238	752	5054	6.72	52	505.4
UCF	10	2337	2608	686	4945	7.21	43	494.5
Texas	10	1835	2758	702	4593	6.54	37	459.3
TCU	10	1578	2971	759	4549	5.99	34	454.9
Kansas St.	10	2021	2504	725	4525	6.24	50	452.5
Cincinnati	10	2233	2206	746	4439	5.95	30	443.9
Kansas	10	1990	2260	635	4250	6.69	38	425
Oklahoma St.	10	1674	2516	718	4190	5.84	30	419
West Virginia	10	2138	1967	716	4105	5.73	38	410.5
Texas Tech	10	1690	2309	736	3999	5.43	33	399.9
Baylor	10	1111	2742	727	3853	5.3	24	385.3
Houston	10	1200	2470	657	3670	5.59	30	367
Iowa St.	10	1292	2186	615	3478	5.66	28	347.8
BYU	10	905	2095	623	3000	4.82	26	300

TOTAL OFFENSE TDS

Team	G	Rush	Pass	Plays	Yards	Avg/P	TD	Avg/G
Oklahoma	10	1816	3238	752	5054	6.72	52	505.4
Kansas St.	10	2021	2504	725	4525	6.24	50	452.5
UCF	10	2337	2608	686	4945	7.21	43	494.5
West Virginia	10	2138	1967	716	4105	5.73	38	410.5
Kansas	10	1990	2260	635	4250	6.69	38	425
Texas	10	1835	2758	702	4593	6.54	37	459.3
TCU	10	1578	2971	759	4549	5.99	34	454.9
Texas Tech	10	1690	2309	736	3999	5.43	33	399.9
Oklahoma St.	10	1674	2516	718	4190	5.84	30	419
Houston	10	1200	2470	657	3670	5.59	30	367
Cincinnati	10	2233	2206	746	4439	5.95	30	443.9
Iowa St.	10	1292	2186	615	3478	5.66	28	347.8
BYU	10	905	2095	623	3000	4.82	26	300
Baylor	10	1111	2742	727	3853	5.3	24	385.3

RUSHING OFFENSE

Team	G	Att	Yards	Avg/A	Long	TD	Avg/G
UCF	10	412	2337	5.67	92	23	233.7
Cincinnati	10	444	2233	5.03	68	13	223.3
West Virginia	10	452	2138	4.73	39	24	213.8
Kansas St.	10	402	2021	5.03	70	25	202.1
Kansas	10	385	1990	5.17	75	23	199
Texas	10	382	1835	4.8	67	20	183.5
Oklahoma	10	412	1816	4.41	64	25	181.6
Texas Tech	10	380	1690	4.45	58	14	169
Oklahoma St.	10	326	1674	5.13	75	19	167.4
TCU	10	347	1578	4.55	74	13	157.8
Iowa St.	10	318	1292	4.06	59	13	129.2
Houston	10	300	1200	4	58	9	120
Baylor	10	336	1111	3.31	32	11	111.1
BYU	10	285	905	3.18	55	11	90.5

RUSHING TDS

Team	G	Att	Yards	Avg/A	Long	TD	Avg/G
Oklahoma	10	412	1816	4.41	64	25	181.6
Kansas St.	10	402	2021	5.03	70	25	202.1
West Virginia	10	452	2138	4.73	39	24	213.8
UCF	10	412	2337	5.67	92	23	233.7
Kansas	10	385	1990	5.17	75	23	199
Texas	10	382	1835	4.8	67	20	183.5
Oklahoma St.	10	326	1674	5.13	75	19	167.4
Texas Tech	10	380	1690	4.45	58	14	169
TCU	10	347	1578	4.55	74	13	157.8
Iowa St.	10	318	1292	4.06	59	13	129.2
Cincinnati	10	444	2233	5.03	68	13	223.3
BYU	10	285	905	3.18	55	11	90.5
Baylor	10	336	1111	3.31	32	11	111.1
Houston	10	300	1200	4	58	9	120



**2023-24 Big 12 Football
Extended Team Leaders
All games**

RUSHING DEFENSE

Team	G	Att	Yards	Avg/A	Long	TD	Avg/G
Texas	10	299	901	3.01	62	6	90.1
Kansas St.	10	306	1190	3.89	54	7	119
Iowa St.	10	336	1247	3.71	71	8	124.7
Oklahoma	10	368	1379	3.75	54	10	137.9
Cincinnati	10	317	1387	4.38	75	14	138.7
West Virginia	10	330	1472	4.46	58	13	147.2
Texas Tech	10	365	1472	4.03	60	13	147.2
TCU	10	386	1501	3.89	55	15	150.1
Kansas	10	369	1608	4.36	72	22	160.8
Houston	10	389	1647	4.23	62	21	164.7
Oklahoma St.	10	382	1804	4.72	92	14	180.4
BYU	10	364	1806	4.96	59	12	180.6
Baylor	10	373	1869	5.01	79	21	186.9
UCF	10	403	1958	4.86	75	23	195.8

PASS EFFICIENCY

Team	G	Comp-Att-Int	Pct.	Yds	Avg/G	TD	Effic
Oklahoma	10	242 - 340 - 5	71.18	3238	323.80	27	174.44
UCF	10	173 - 274 - 9	63.14	2608	260.80	20	160.61
Kansas	10	157 - 250 - 6	62.80	2260	226.00	15	153.74
Texas	10	215 - 320 - 7	67.19	2758	275.80	17	152.74
Kansas St.	10	207 - 323 - 8	64.09	2504	250.40	25	149.79
Iowa St.	10	187 - 297 - 7	62.96	2186	218.60	15	136.74
Houston	10	230 - 357 - 10	64.43	2470	247.00	21	136.35
Cincinnati	10	186 - 302 - 10	61.59	2206	220.60	17	134.90
TCU	10	261 - 412 - 14	63.35	2971	297.10	21	133.95
West Virginia	10	138 - 264 - 6	52.27	1967	196.70	14	127.81
Texas Tech	10	217 - 356 - 13	60.96	2309	230.90	19	125.75
Baylor	10	225 - 391 - 7	57.54	2742	274.20	13	123.84
BYU	10	190 - 338 - 8	56.21	2095	209.50	15	118.19
Oklahoma St.	10	227 - 392 - 10	57.91	2516	251.60	11	115.98

YARDS PER RUSH

Team	G	Att	Yards	Avg/A	Long	TD	Avg/G
UCF	10	412	2337	5.67	92	23	233.7
Kansas	10	385	1990	5.17	75	23	199
Oklahoma St.	10	326	1674	5.13	75	19	167.4
Kansas St.	10	402	2021	5.03	70	25	202.1
Cincinnati	10	444	2233	5.03	68	13	223.3
Texas	10	382	1835	4.8	67	20	183.5
West Virginia	10	452	2138	4.73	39	24	213.8
TCU	10	347	1578	4.55	74	13	157.8
Texas Tech	10	380	1690	4.45	58	14	169
Oklahoma	10	412	1816	4.41	64	25	181.6
Iowa St.	10	318	1292	4.06	59	13	129.2
Houston	10	300	1200	4	58	9	120
Baylor	10	336	1111	3.31	32	11	111.1
BYU	10	285	905	3.18	55	11	90.5

PASS DEFENSE EFFIC.

Team	G	Comp-Att-Int	Pct.	Yds	Avg/G	TD	Effic
Iowa St.	10	179 - 333 - 15	53.75	2043	204.30	14	110.15
Oklahoma	10	198 - 352 - 17	56.25	2389	238.90	10	112.98
Kansas St.	10	214 - 381 - 10	56.17	2370	237.00	12	113.56
UCF	10	169 - 298 - 9	56.71	2049	204.90	8	117.29
Texas Tech	10	210 - 346 - 8	60.69	2244	224.40	13	122.95
Texas	10	213 - 358 - 11	59.50	2470	247.00	14	124.21
TCU	10	194 - 331 - 7	58.61	2445	244.50	12	128.39
BYU	10	201 - 331 - 12	60.73	2335	233.50	19	131.67
Cincinnati	10	161 - 292 - 7	55.14	2250	225.00	17	134.28
West Virginia	10	200 - 343 - 9	58.31	2473	247.30	22	134.79
Kansas	10	200 - 292 - 10	68.49	2250	225.00	9	136.54
Baylor	10	171 - 270 - 7	63.33	2137	213.70	18	146.63
Houston	10	211 - 314 - 8	67.20	2463	246.30	18	146.91
Oklahoma St.	10	179 - 299 - 9	59.87	2554	255.40	21	148.77

RUSH ATTEMPTS

Team	G	Att	Yards	Avg/A	Long	TD	Avg/G
West Virginia	10	452	2138	4.73	39	24	213.8
Cincinnati	10	444	2233	5.03	68	13	223.3
UCF	10	412	2337	5.67	92	23	233.7
Oklahoma	10	412	1816	4.41	64	25	181.6
Kansas St.	10	402	2021	5.03	70	25	202.1
Kansas	10	385	1990	5.17	75	23	199
Texas	10	382	1835	4.8	67	20	183.5
Texas Tech	10	380	1690	4.45	58	14	169
TCU	10	347	1578	4.55	74	13	157.8
Baylor	10	336	1111	3.31	32	11	111.1
Oklahoma St.	10	326	1674	5.13	75	19	167.4
Iowa St.	10	318	1292	4.06	59	13	129.2
Houston	10	300	1200	4	58	9	120
BYU	10	285	905	3.18	55	11	90.5



**2023-24 Big 12 Football
Extended Team Leaders
All games**

RUSH YARDS

Team	G	Att	Yards	Avg/A	Long	TD	Avg/G
UCF	10	412	2337	5.67	92	23	233.7
Cincinnati	10	444	2233	5.03	68	13	223.3
West Virginia	10	452	2138	4.73	39	24	213.8
Kansas St.	10	402	2021	5.03	70	25	202.1
Kansas	10	385	1990	5.17	75	23	199
Texas	10	382	1835	4.8	67	20	183.5
Oklahoma	10	412	1816	4.41	64	25	181.6
Texas Tech	10	380	1690	4.45	58	14	169
Oklahoma St.	10	326	1674	5.13	75	19	167.4
TCU	10	347	1578	4.55	74	13	157.8
Iowa St.	10	318	1292	4.06	59	13	129.2
Houston	10	300	1200	4	58	9	120
Baylor	10	336	1111	3.31	32	11	111.1
BYU	10	285	905	3.18	55	11	90.5



**2023-24 Big 12 Football
Extended Team Leaders
All games**

PASS OFFENSE

Team	G	Comp-Att-Int	Pct.	Yds	Avg/A	TD	Avg/G
Oklahoma	10	242 - 340 - 5	71.18	3238	9.52	27	323.80
TCU	10	261 - 412 - 14	63.35	2971	7.21	21	297.10
Texas	10	215 - 320 - 7	67.19	2758	8.62	17	275.80
Baylor	10	225 - 391 - 7	57.54	2742	7.01	13	274.20
UCF	10	173 - 274 - 9	63.14	2608	9.52	20	260.80
Oklahoma St.	10	227 - 392 - 10	57.91	2516	6.42	11	251.60
Kansas St.	10	207 - 323 - 8	64.09	2504	7.75	25	250.40
Houston	10	230 - 357 - 10	64.43	2470	6.92	21	247.00
Texas Tech	10	217 - 356 - 13	60.96	2309	6.49	19	230.90
Kansas	10	157 - 250 - 6	62.80	2260	9.04	15	226.00
Cincinnati	10	186 - 302 - 10	61.59	2206	7.30	17	220.60
Iowa St.	10	187 - 297 - 7	62.96	2186	7.36	15	218.60
BYU	10	190 - 338 - 8	56.21	2095	6.20	15	209.50
West Virginia	10	138 - 264 - 6	52.27	1967	7.45	14	196.70

PASS COMP. PCT

Team	G	Comp-Att-Int	Pct.	Yds	Avg/A	TD	Avg/G
Oklahoma	10	242 - 340 - 5	71.18	3238	9.52	27	323.80
Texas	10	215 - 320 - 7	67.19	2758	8.62	17	275.80
Houston	10	230 - 357 - 10	64.43	2470	6.92	21	247.00
Kansas St.	10	207 - 323 - 8	64.09	2504	7.75	25	250.40
TCU	10	261 - 412 - 14	63.35	2971	7.21	21	297.10
UCF	10	173 - 274 - 9	63.14	2608	9.52	20	260.80
Iowa St.	10	187 - 297 - 7	62.96	2186	7.36	15	218.60
Kansas	10	157 - 250 - 6	62.80	2260	9.04	15	226.00
Cincinnati	10	186 - 302 - 10	61.59	2206	7.30	17	220.60
Texas Tech	10	217 - 356 - 13	60.96	2309	6.49	19	230.90
Oklahoma St.	10	227 - 392 - 10	57.91	2516	6.42	11	251.60
Baylor	10	225 - 391 - 7	57.54	2742	7.01	13	274.20
BYU	10	190 - 338 - 8	56.21	2095	6.20	15	209.50
West Virginia	10	138 - 264 - 6	52.27	1967	7.45	14	196.70

PASS DEFENSE

Team	G	Comp-Att-Int	Pct.	Yds	Avg/A	TD	Avg/G
Iowa St.	10	179 - 333 - 15	53.75	2043	6.14	14	204.30
UCF	10	169 - 298 - 9	56.71	2049	6.88	8	204.90
Baylor	10	171 - 270 - 7	63.33	2137	7.91	18	213.70
Texas Tech	10	210 - 346 - 8	60.69	2244	6.49	13	224.40
Kansas	10	200 - 292 - 10	68.49	2250	7.71	9	225.00
Cincinnati	10	161 - 292 - 7	55.14	2250	7.71	17	225.00
BYU	10	201 - 331 - 12	60.73	2335	7.05	19	233.50
Kansas St.	10	214 - 381 - 10	56.17	2370	6.22	12	237.00
Oklahoma	10	198 - 352 - 17	56.25	2389	6.79	10	238.90
TCU	10	194 - 331 - 7	58.61	2445	7.39	12	244.50
Houston	10	211 - 314 - 8	67.20	2463	7.84	18	246.30
Texas	10	213 - 358 - 11	59.50	2470	6.90	14	247.00
West Virginia	10	200 - 343 - 9	58.31	2473	7.21	22	247.30
Oklahoma St.	10	179 - 299 - 9	59.87	2554	8.54	21	255.40

PASS YDS/COMP.

Team	G	Comp-Att-Int	Pct.	Yds	Avg/A	TD	Avg/G
Oklahoma	10	242 - 340 - 5	71.18	3238	9.52	27	323.80
UCF	10	173 - 274 - 9	63.14	2608	9.52	20	260.80
Kansas	10	157 - 250 - 6	62.80	2260	9.04	15	226.00
Texas	10	215 - 320 - 7	67.19	2758	8.62	17	275.80
Kansas St.	10	207 - 323 - 8	64.09	2504	7.75	25	250.40
Iowa St.	10	187 - 297 - 7	62.96	2186	7.36	15	218.60
Houston	10	230 - 357 - 10	64.43	2470	6.92	21	247.00
Cincinnati	10	186 - 302 - 10	61.59	2206	7.30	17	220.60
TCU	10	261 - 412 - 14	63.35	2971	7.21	21	297.10
West Virginia	10	138 - 264 - 6	52.27	1967	7.45	14	196.70
Texas Tech	10	217 - 356 - 13	60.96	2309	6.49	19	230.90
Baylor	10	225 - 391 - 7	57.54	2742	7.01	13	274.20
BYU	10	190 - 338 - 8	56.21	2095	6.20	15	209.50
Oklahoma St.	10	227 - 392 - 10	57.91	2516	6.42	11	251.60

PASS ATTEMPTS

Team	G	Comp-Att-Int	Pct.	Yds	Avg/A	TD	Avg/G
TCU	10	261 - 412 - 14	63.35	2971	7.21	21	297.10
Oklahoma St.	10	227 - 392 - 10	57.91	2516	6.42	11	251.60
Baylor	10	225 - 391 - 7	57.54	2742	7.01	13	274.20
Houston	10	230 - 357 - 10	64.43	2470	6.92	21	247.00
Texas Tech	10	217 - 356 - 13	60.96	2309	6.49	19	230.90
Oklahoma	10	242 - 340 - 5	71.18	3238	9.52	27	323.80
BYU	10	190 - 338 - 8	56.21	2095	6.20	15	209.50
Kansas St.	10	207 - 323 - 8	64.09	2504	7.75	25	250.40
Texas	10	215 - 320 - 7	67.19	2758	8.62	17	275.80
Cincinnati	10	186 - 302 - 10	61.59	2206	7.30	17	220.60
Iowa St.	10	187 - 297 - 7	62.96	2186	7.36	15	218.60
UCF	10	173 - 274 - 9	63.14	2608	9.52	20	260.80
West Virginia	10	138 - 264 - 6	52.27	1967	7.45	14	196.70
Kansas	10	157 - 250 - 6	62.80	2260	9.04	15	226.00

PASS YDS/ATT.

Team	G	Comp-Att-Int	Pct.	Yds	Avg/A	TD	Avg/G
UCF	10	173 - 274 - 9	63.14	2608	9.52	20	260.80
Oklahoma	10	242 - 340 - 5	71.18	3238	9.52	27	323.80
Kansas	10	157 - 250 - 6	62.80	2260	9.04	15	226.00
Texas	10	215 - 320 - 7	67.19	2758	8.62	17	275.80
Kansas St.	10	207 - 323 - 8	64.09	2504	7.75	25	250.40
Iowa St.	10	187 - 297 - 7	62.96	2186	7.36	15	218.60
Cincinnati	10	186 - 302 - 10	61.59	2206	7.30	17	220.60
TCU	10	261 - 412 - 14	63.35	2971	7.21	21	297.10
West Virginia	10	138 - 264 - 6	52.27	1967	7.45	14	196.70
Baylor	10	225 - 391 - 7	57.54	2742	7.01	13	274.20
Houston	10	230 - 357 - 10	64.43	2470	6.92	21	247.00
Texas Tech	10	217 - 356 - 13	60.96	2309	6.49	19	230.90
Oklahoma St.	10	227 - 392 - 10	57.91	2516	6.42	11	251.60
BYU	10	190 - 338 - 8	56.21	2095	6.20	15	209.50



**2023-24 Big 12 Football
Extended Team Leaders
All games**

PASS COMPLETIONS

Team	G	Comp-Att-Int	Pct.	Yds	Avg/A	TD	Avg/G
TCU	10	261 - 412 - 14	63.35	2971	7.21	21	297.10
Oklahoma	10	242 - 340 - 5	71.18	3238	9.52	27	323.80
Houston	10	230 - 357 - 10	64.43	2470	6.92	21	247.00
Oklahoma St.	10	227 - 392 - 10	57.91	2516	6.42	11	251.60
Baylor	10	225 - 391 - 7	57.54	2742	7.01	13	274.20
Texas Tech	10	217 - 356 - 13	60.96	2309	6.49	19	230.90
Texas	10	215 - 320 - 7	67.19	2758	8.62	17	275.80
Kansas St.	10	207 - 323 - 8	64.09	2504	7.75	25	250.40
BYU	10	190 - 338 - 8	56.21	2095	6.20	15	209.50
Iowa St.	10	187 - 297 - 7	62.96	2186	7.36	15	218.60
Cincinnati	10	186 - 302 - 10	61.59	2206	7.30	17	220.60
UCF	10	173 - 274 - 9	63.14	2608	9.52	20	260.80
Kansas	10	157 - 250 - 6	62.80	2260	9.04	15	226.00
West Virginia	10	138 - 264 - 6	52.27	1967	7.45	14	196.70

PASS INTERCEPTIONS

Team	G	Comp-Att-Int	Pct.	Yds	Avg/A	TD	Avg/G
Oklahoma	10	242 - 340 - 5	71.18	3238	9.52	27	323.80
West Virginia	10	138 - 264 - 6	52.27	1967	7.45	14	196.70
Kansas	10	157 - 250 - 6	62.80	2260	9.04	15	226.00
Texas	10	215 - 320 - 7	67.19	2758	8.62	17	275.80
Iowa St.	10	187 - 297 - 7	62.96	2186	7.36	15	218.60
Baylor	10	225 - 391 - 7	57.54	2742	7.01	13	274.20
Kansas St.	10	207 - 323 - 8	64.09	2504	7.75	25	250.40
BYU	10	190 - 338 - 8	56.21	2095	6.20	15	209.50
UCF	10	173 - 274 - 9	63.14	2608	9.52	20	260.80
Oklahoma St.	10	227 - 392 - 10	57.91	2516	6.42	11	251.60
Houston	10	230 - 357 - 10	64.43	2470	6.92	21	247.00
Cincinnati	10	186 - 302 - 10	61.59	2206	7.30	17	220.60
Texas Tech	10	217 - 356 - 13	60.96	2309	6.49	19	230.90
TCU	10	261 - 412 - 14	63.35	2971	7.21	21	297.10

PASS YARDS

Team	G	Comp-Att-Int	Pct.	Yds	Avg/A	TD	Avg/G
Oklahoma	10	242 - 340 - 5	71.18	3238	9.52	27	323.80
TCU	10	261 - 412 - 14	63.35	2971	7.21	21	297.10
Texas	10	215 - 320 - 7	67.19	2758	8.62	17	275.80
Baylor	10	225 - 391 - 7	57.54	2742	7.01	13	274.20
UCF	10	173 - 274 - 9	63.14	2608	9.52	20	260.80
Oklahoma St.	10	227 - 392 - 10	57.91	2516	6.42	11	251.60
Kansas St.	10	207 - 323 - 8	64.09	2504	7.75	25	250.40
Houston	10	230 - 357 - 10	64.43	2470	6.92	21	247.00
Texas Tech	10	217 - 356 - 13	60.96	2309	6.49	19	230.90
Kansas	10	157 - 250 - 6	62.80	2260	9.04	15	226.00
Cincinnati	10	186 - 302 - 10	61.59	2206	7.30	17	220.60
Iowa St.	10	187 - 297 - 7	62.96	2186	7.36	15	218.60
BYU	10	190 - 338 - 8	56.21	2095	6.20	15	209.50
West Virginia	10	138 - 264 - 6	52.27	1967	7.45	14	196.70

PASSING TDS

Team	G	Comp-Att-Int	Pct.	Yds	Avg/A	TD	Avg/G
Oklahoma	10	242 - 340 - 5	71.18	3238	9.52	27	323.80
Kansas St.	10	207 - 323 - 8	64.09	2504	7.75	25	250.40
TCU	10	261 - 412 - 14	63.35	2971	7.21	21	297.10
Houston	10	230 - 357 - 10	64.43	2470	6.92	21	247.00
UCF	10	173 - 274 - 9	63.14	2608	9.52	20	260.80
Texas Tech	10	217 - 356 - 13	60.96	2309	6.49	19	230.90
Texas	10	215 - 320 - 7	67.19	2758	8.62	17	275.80
Cincinnati	10	186 - 302 - 10	61.59	2206	7.30	17	220.60
Kansas	10	157 - 250 - 6	62.80	2260	9.04	15	226.00
Iowa St.	10	187 - 297 - 7	62.96	2186	7.36	15	218.60
BYU	10	190 - 338 - 8	56.21	2095	6.20	15	209.50
West Virginia	10	138 - 264 - 6	52.27	1967	7.45	14	196.70
Baylor	10	225 - 391 - 7	57.54	2742	7.01	13	274.20
Oklahoma St.	10	227 - 392 - 10	57.91	2516	6.42	11	251.60

FIELD GOALS

Team	G	Made	Att	Pct
West Virginia	10	12	14	85.71
Cincinnati	10	14	17	82.35
Iowa St.	10	18	22	81.82
Texas	10	20	25	80
Oklahoma St.	10	21	27	77.78
Baylor	10	16	21	76.19
Kansas St.	10	9	12	75
UCF	10	11	15	73.33
Kansas	10	11	15	73.33
BYU	10	8	11	72.73
Texas Tech	10	13	18	72.22
Oklahoma	10	11	16	68.75
TCU	10	13	20	65
Houston	10	6	12	50

PATS KICKS MADE

Team	G	Made	Att	Pct
Oklahoma	10	53	53	100
Kansas St.	10	47	49	95.92
UCF	10	41	41	100
Texas	10	38	38	100
Kansas	10	36	37	97.3
West Virginia	10	35	35	100
TCU	10	34	35	97.14
Texas Tech	10	32	32	100
Oklahoma St.	10	30	30	100
Houston	10	29	29	100
Iowa St.	10	27	28	96.43
Cincinnati	10	26	26	100
BYU	10	25	26	96.15
Baylor	10	15	17	88.24



**2023-24 Big 12 Football
Extended Team Leaders
All games**

FIELD GOALS ATTEMPTED

Team	G	Made	Att	Pct
Oklahoma St.	10	21	27	77.78
Texas	10	20	25	80
Iowa St.	10	18	22	81.82
Baylor	10	16	21	76.19
TCU	10	13	20	65
Texas Tech	10	13	18	72.22
Cincinnati	10	14	17	82.35
Oklahoma	10	11	16	68.75
UCF	10	11	15	73.33
Kansas	10	11	15	73.33
West Virginia	10	12	14	85.71
Kansas St.	10	9	12	75
Houston	10	6	12	50
BYU	10	8	11	72.73

NET YARDS PER PUNT

Team	G	No.	Yards	Avg/P	Ret.	Avg/R	TB	Net/P
Texas Tech	10	40	1902	47.55	40	5.71	6	43.55
Cincinnati	10	35	1529	43.69	72	5.14	0	41.63
BYU	10	56	2735	48.84	342	14.87	4	41.30
West Virginia	10	37	1518	41.03	0	0.00	0	41.03
Texas	10	29	1297	44.72	79	6.58	2	40.62
Houston	10	41	1722	42.00	26	3.25	2	40.39
Kansas	10	25	1007	40.28	0	0.00	0	40.28
Oklahoma St.	10	50	2075	41.50	40	2.86	2	39.90
Iowa St.	10	51	2236	43.84	90	5.63	7	39.33
Oklahoma	10	34	1384	40.71	36	3.00	2	38.47
Kansas St.	10	37	1607	43.43	169	24.14	1	38.32
Baylor	10	30	1286	42.87	132	13.20	1	37.80
TCU	10	33	1342	40.67	77	9.63	1	37.73
UCF	10	29	1187	40.93	144	14.40	1	35.28

FIELD GOALS MADE

Team	G	Made	Att	Pct
Oklahoma St.	10	21	27	77.78
Texas	10	20	25	80
Iowa St.	10	18	22	81.82
Baylor	10	16	21	76.19
Cincinnati	10	14	17	82.35
Texas Tech	10	13	18	72.22
TCU	10	13	20	65
West Virginia	10	12	14	85.71
UCF	10	11	15	73.33
Oklahoma	10	11	16	68.75
Kansas	10	11	15	73.33
Kansas St.	10	9	12	75
BYU	10	8	11	72.73
Houston	10	6	12	50

AVG YARDS PER PUNT

Team	G	No.	Yards	Avg/P	Ret.	Avg/R	TB	Net/P
BYU	10	56	2735	48.84	342	14.87	4	41.30
Iowa St.	10	51	2236	43.84	90	5.63	7	39.33
Oklahoma St.	10	50	2075	41.50	40	2.86	2	39.90
Houston	10	41	1722	42.00	26	3.25	2	40.39
Texas Tech	10	40	1902	47.55	40	5.71	6	43.55
West Virginia	10	37	1518	41.03	0	0.00	0	41.03
Kansas St.	10	37	1607	43.43	169	24.14	1	38.32
Cincinnati	10	35	1529	43.69	72	5.14	0	41.63
Oklahoma	10	34	1384	40.71	36	3.00	2	38.47
TCU	10	33	1342	40.67	77	9.63	1	37.73
Baylor	10	30	1286	42.87	132	13.20	1	37.80
UCF	10	29	1187	40.93	144	14.40	1	35.28
Texas	10	29	1297	44.72	79	6.58	2	40.62
Kansas	10	25	1007	40.28	0	0.00	0	40.28

PAT KICKING

Team	G	Made	Att	Pct
West Virginia	10	35	35	100
UCF	10	41	41	100
Texas Tech	10	32	32	100
Texas	10	38	38	100
Oklahoma St.	10	30	30	100
Oklahoma	10	53	53	100
Houston	10	29	29	100
Cincinnati	10	26	26	100
Kansas	10	36	37	97.3
TCU	10	34	35	97.14
Iowa St.	10	27	28	96.43
BYU	10	25	26	96.15
Kansas St.	10	47	49	95.92
Baylor	10	15	17	88.24

NUMBER OF PUNTS

Team	G	No.	Yards	Avg/P	Ret.	Avg/R	TB	Net/P
BYU	10	56	2735	48.84	342	14.87	4	41.30
Iowa St.	10	51	2236	43.84	90	5.63	7	39.33
Oklahoma St.	10	50	2075	41.50	40	2.86	2	39.90
Houston	10	41	1722	42.00	26	3.25	2	40.39
Texas Tech	10	40	1902	47.55	40	5.71	6	43.55
West Virginia	10	37	1518	41.03	0	0.00	0	41.03
Kansas St.	10	37	1607	43.43	169	24.14	1	38.32
Cincinnati	10	35	1529	43.69	72	5.14	0	41.63
Oklahoma	10	34	1384	40.71	36	3.00	2	38.47
TCU	10	33	1342	40.67	77	9.63	1	37.73
Baylor	10	30	1286	42.87	132	13.20	1	37.80
UCF	10	29	1187	40.93	144	14.40	1	35.28
Texas	10	29	1297	44.72	79	6.58	2	40.62
Kansas	10	25	1007	40.28	0	0.00	0	40.28



**2023-24 Big 12 Football
Extended Team Leaders
All games**

PAT KICK ATTEMPTS

Team	G	Made	Att	Pct
Oklahoma	10	53	53	100
Kansas St.	10	47	49	95.92
UCF	10	41	41	100
Texas	10	38	38	100
Kansas	10	36	37	97.3
West Virginia	10	35	35	100
TCU	10	34	35	97.14
Texas Tech	10	32	32	100
Oklahoma St.	10	30	30	100
Houston	10	29	29	100
Iowa St.	10	27	28	96.43
Cincinnati	10	26	26	100
BYU	10	25	26	96.15
Baylor	10	15	17	88.24

YARDS PUNTED

Team	G	No.	Yards	Avg/P	Ret.	Avg/R	TB	Net/P
BYU	10	56	2735	48.84	342	14.87	4	41.30
Iowa St.	10	51	2236	43.84	90	5.63	7	39.33
Oklahoma St.	10	50	2075	41.50	40	2.86	2	39.90
Texas Tech	10	40	1902	47.55	40	5.71	6	43.55
Houston	10	41	1722	42.00	26	3.25	2	40.39
Kansas St.	10	37	1607	43.43	169	24.14	1	38.32
Cincinnati	10	35	1529	43.69	72	5.14	0	41.63
West Virginia	10	37	1518	41.03	0	0.00	0	41.03
Oklahoma	10	34	1384	40.71	36	3.00	2	38.47
TCU	10	33	1342	40.67	77	9.63	1	37.73
Texas	10	29	1297	44.72	79	6.58	2	40.62
Baylor	10	30	1286	42.87	132	13.20	1	37.80
UCF	10	29	1187	40.93	144	14.40	1	35.28
Kansas	10	25	1007	40.28	0	0.00	0	40.28

PUNT RETURN AVG

Team	G	No	Yards	TD	Long	Avg.
Kansas	10	4	106	1	82	26.5
Texas Tech	10	9	203	1	43	22.56
Texas	10	17	291	2	74	17.12
Baylor	10	13	201	0	70	15.46
TCU	10	10	107	1	30	10.7
UCF	10	14	141	0	29	10.07
Iowa St.	10	14	127	0	39	9.07
Oklahoma	10	16	136	1	82	8.5
West Virginia	10	17	143	0	20	8.41
Houston	10	15	100	0	48	6.67
Kansas St.	10	14	82	0	29	5.86
Cincinnati	10	15	52	0	12	3.47
BYU	10	17	55	0	14	3.24
Oklahoma St.	10	8	21	0	14	2.63

KICK RETURNS

Team	G	No.	Yards	TD	Long	Avg.
Baylor	10	34	694	0	36	20.41
BYU	10	29	593	0	46	20.45
Houston	10	26	587	2	100	22.58
TCU	10	24	525	0	86	21.88
Kansas	10	21	425	0	43	20.24
Oklahoma St.	10	20	419	0	40	20.95
Texas Tech	10	19	494	1	100	26.00
Oklahoma	10	19	388	0	62	20.42
Texas	10	17	300	0	45	17.65
Kansas St.	10	15	283	0	38	18.87
West Virginia	10	14	272	0	33	19.43
UCF	10	13	271	0	51	20.85
Cincinnati	10	13	235	0	37	18.08
Iowa St.	10	8	256	0	72	32.00

PUNT RETURNS

Team	G	No	Yards	TD	Long	Avg.
West Virginia	10	17	143	0	20	8.41
Texas	10	17	291	2	74	17.12
BYU	10	17	55	0	14	3.24
Oklahoma	10	16	136	1	82	8.5
Houston	10	15	100	0	48	6.67
Cincinnati	10	15	52	0	12	3.47
UCF	10	14	141	0	29	10.07
Kansas St.	10	14	82	0	29	5.86
Iowa St.	10	14	127	0	39	9.07
Baylor	10	13	201	0	70	15.46
TCU	10	10	107	1	30	10.7
Texas Tech	10	9	203	1	43	22.56
Oklahoma St.	10	8	21	0	14	2.63
Kansas	10	4	106	1	82	26.5

KICK RETURN YARDS

Team	G	No.	Yards	TD	Long	Avg.
Baylor	10	34	694	0	36	20.41
BYU	10	29	593	0	46	20.45
Houston	10	26	587	2	100	22.58
TCU	10	24	525	0	86	21.88
Texas Tech	10	19	494	1	100	26.00
Kansas	10	21	425	0	43	20.24
Oklahoma St.	10	20	419	0	40	20.95
Oklahoma	10	19	388	0	62	20.42
Texas	10	17	300	0	45	17.65
Kansas St.	10	15	283	0	38	18.87
West Virginia	10	14	272	0	33	19.43
UCF	10	13	271	0	51	20.85
Iowa St.	10	8	256	0	72	32.00
Cincinnati	10	13	235	0	37	18.08



**2023-24 Big 12 Football
Extended Team Leaders
All games**

PUNT RETURN YARDS

Team	G	No	Yards	TD	Long	Avg.
Texas	10	17	291	2	74	17.12
Texas Tech	10	9	203	1	43	22.56
Baylor	10	13	201	0	70	15.46
West Virginia	10	17	143	0	20	8.41
UCF	10	14	141	0	29	10.07
Oklahoma	10	16	136	1	82	8.5
Iowa St.	10	14	127	0	39	9.07
TCU	10	10	107	1	30	10.7
Kansas	10	4	106	1	82	26.5
Houston	10	15	100	0	48	6.67
Kansas St.	10	14	82	0	29	5.86
BYU	10	17	55	0	14	3.24
Cincinnati	10	15	52	0	12	3.47
Oklahoma St.	10	8	21	0	14	2.63

KICK RETURN TDS

Team	G	No.	Yards	TD	Long	Avg.
Houston	10	26	587	2	100	22.58
Texas Tech	10	19	494	1	100	26.00
West Virginia	10	14	272	0	33	19.43
UCF	10	13	271	0	51	20.85
Texas	10	17	300	0	45	17.65
TCU	10	24	525	0	86	21.88
Oklahoma St.	10	20	419	0	40	20.95
Oklahoma	10	19	388	0	62	20.42
Kansas St.	10	15	283	0	38	18.87
Kansas	10	21	425	0	43	20.24
Iowa St.	10	8	256	0	72	32.00
Cincinnati	10	13	235	0	37	18.08
BYU	10	29	593	0	46	20.45
Baylor	10	34	694	0	36	20.41

PUNT RETURN TDS

Team	G	No	Yards	TD	Long	Avg.
Texas	10	17	291	2	74	17.12
Texas Tech	10	9	203	1	43	22.56
TCU	10	10	107	1	30	10.7
Oklahoma	10	16	136	1	82	8.5
Kansas	10	4	106	1	82	26.5
West Virginia	10	17	143	0	20	8.41
UCF	10	14	141	0	29	10.07
Oklahoma St.	10	8	21	0	14	2.63
Kansas St.	10	14	82	0	29	5.86
Iowa St.	10	14	127	0	39	9.07
Houston	10	15	100	0	48	6.67
Cincinnati	10	15	52	0	12	3.47
BYU	10	17	55	0	14	3.24
Baylor	10	13	201	0	70	15.46

KICKOFF RETURNS

Team	G	No	Yards	TD	Long	Avg.
Texas Tech	10	57	2382	1	100	41.79
Texas	10	68	2801	0	45	41.19
Oklahoma St.	10	60	2439	0	40	40.65
Baylor	10	49	1984	0	36	40.49
Oklahoma	10	73	2948	0	62	40.38
BYU	10	46	1847	0	46	40.15
Iowa St.	10	56	2233	0	72	39.88
Kansas St.	10	70	2761	0	38	39.44
Kansas	10	64	2514	0	43	39.28
West Virginia	10	57	2227	0	33	39.07
UCF	10	62	2376	0	51	38.32
Cincinnati	10	53	2021	0	37	38.13
TCU	10	58	2208	0	86	38.07
Houston	10	42	1597	2	100	38.02



**2023-24 Big 12 Football
Extended Team Leaders
All games**

INTERCEPTION RETURN AVG

Team	G	No.	Yards	TD	Long	Avg.
TCU	10	7	129	1	53	18.43
BYU	10	12	195	1	42	16.25
West Virginia	10	9	146	0	40	16.22
Kansas	10	10	159	3	50	15.90
Texas	10	11	167	1	45	15.18
Oklahoma St.	10	9	131	1	35	14.56
Kansas St.	10	10	133	1	45	13.30
Texas Tech	10	8	105	1	54	13.13
Cincinnati	10	7	84	0	33	12.00
UCF	10	9	107	0	42	11.89
Oklahoma	10	17	199	2	44	11.71
Houston	10	8	87	0	35	10.88
Iowa St.	10	15	150	1	58	10.00
Baylor	10	7	14	0	6	2.00

FUMBLE RETURNS

Team	G	No.	Yards	TD	Long	Avg.
West Virginia	10	4	0	0	0	0.00
UCF	10	4	87	1	87	21.75
Texas Tech	10	3	0	0	0	0.00
Texas	10	6	0	0	0	0.00
TCU	10	3	14	0	9	4.67
Oklahoma St.	10	7	25	0	25	3.57
Oklahoma	10	4	0	0	0	0.00
Kansas St.	10	7	15	1	15	2.14
Kansas	10	4	28	1	22	7.00
Iowa St.	10	2	6	0	6	3.00
Houston	10	5	0	0	0	0.00
Cincinnati	10	5	0	0	0	0.00
BYU	10	6	0	1	0	0.00
Baylor	10	8	87	2	72	10.88

INTERCEPTION RETURNS

Team	G	No.	Yards	TD	Long	Avg.
Oklahoma	10	17	199	2	44	11.71
Iowa St.	10	15	150	1	58	10.00
BYU	10	12	195	1	42	16.25
Texas	10	11	167	1	45	15.18
Kansas St.	10	10	133	1	45	13.30
Kansas	10	10	159	3	50	15.90
West Virginia	10	9	146	0	40	16.22
UCF	10	9	107	0	42	11.89
Oklahoma St.	10	9	131	1	35	14.56
Texas Tech	10	8	105	1	54	13.13
Houston	10	8	87	0	35	10.88
TCU	10	7	129	1	53	18.43
Cincinnati	10	7	84	0	33	12.00
Baylor	10	7	14	0	6	2.00

FUMBLE RETURN YARDS

Team	G	No.	Yards	TD	Long	Avg.
UCF	10	4	87	1	87	21.75
Baylor	10	8	87	2	72	10.88
Kansas	10	4	28	1	22	7.00
Oklahoma St.	10	7	25	0	25	3.57
Kansas St.	10	7	15	1	15	2.14
TCU	10	3	14	0	9	4.67
Iowa St.	10	2	6	0	6	3.00
West Virginia	10	4	0	0	0	0.00
Texas Tech	10	3	0	0	0	0.00
Texas	10	6	0	0	0	0.00
Oklahoma	10	4	0	0	0	0.00
Houston	10	5	0	0	0	0.00
Cincinnati	10	5	0	0	0	0.00
BYU	10	6	0	1	0	0.00

INTERCEPTION RET YARDS

Team	G	No.	Yards	TD	Long	Avg.
Oklahoma	10	17	199	2	44	11.71
BYU	10	12	195	1	42	16.25
Texas	10	11	167	1	45	15.18
Kansas	10	10	159	3	50	15.90
Iowa St.	10	15	150	1	58	10.00
West Virginia	10	9	146	0	40	16.22
Kansas St.	10	10	133	1	45	13.30
Oklahoma St.	10	9	131	1	35	14.56
TCU	10	7	129	1	53	18.43
UCF	10	9	107	0	42	11.89
Texas Tech	10	8	105	1	54	13.13
Houston	10	8	87	0	35	10.88
Cincinnati	10	7	84	0	33	12.00
Baylor	10	7	14	0	6	2.00

FUMBLE RETURN TDS

Team	G	No.	Yards	TD	Long	Avg.
Baylor	10	8	87	2	72	10.88
UCF	10	4	87	1	87	21.75
Kansas St.	10	7	15	1	15	2.14
Kansas	10	4	28	1	22	7.00
BYU	10	6	0	1	0	0.00
West Virginia	10	4	0	0	0	0.00
Texas Tech	10	3	0	0	0	0.00
Texas	10	6	0	0	0	0.00
TCU	10	3	14	0	9	4.67
Oklahoma St.	10	7	25	0	25	3.57
Oklahoma	10	4	0	0	0	0.00
Iowa St.	10	2	6	0	6	3.00
Houston	10	5	0	0	0	0.00
Cincinnati	10	5	0	0	0	0.00



**2023-24 Big 12 Football
Extended Team Leaders
All games**

INTERCEPTION RETURN TDS

Team	G	No.	Yards	TD	Long	Avg.
Kansas	10	10	159	3	50	15.90
Oklahoma	10	17	199	2	44	11.71
Texas Tech	10	8	105	1	54	13.13
Texas	10	11	167	1	45	15.18
TCU	10	7	129	1	53	18.43
Oklahoma St.	10	9	131	1	35	14.56
Kansas St.	10	10	133	1	45	13.30
Iowa St.	10	15	150	1	58	10.00
BYU	10	12	195	1	42	16.25
West Virginia	10	9	146	0	40	16.22
UCF	10	9	107	0	42	11.89
Houston	10	8	87	0	35	10.88
Cincinnati	10	7	84	0	33	12.00
Baylor	10	7	14	0	6	2.00

FUMBLE RECOVERED

Team	G	No.	Yards	TD	Long	Avg.
Baylor	10	8	87	2	72	10.88
Oklahoma St.	10	7	25	0	25	3.57
Kansas St.	10	7	15	1	15	2.14
Texas	10	6	0	0	0	0.00
BYU	10	6	0	1	0	0.00
Houston	10	5	0	0	0	0.00
Cincinnati	10	5	0	0	0	0.00
West Virginia	10	4	0	0	0	0.00
UCF	10	4	87	1	87	21.75
Oklahoma	10	4	0	0	0	0.00
Kansas	10	4	28	1	22	7.00
Texas Tech	10	3	0	0	0	0.00
TCU	10	3	14	0	9	4.67
Iowa St.	10	2	6	0	6	3.00

FUMBLE RETURN AVG

Team	G	No.	Yards	TD	Long	Avg.
UCF	10	4	87	1	87	21.75
Baylor	10	8	87	2	72	10.88
Kansas	10	4	28	1	22	7.00
TCU	10	3	14	0	9	4.67
Oklahoma St.	10	7	25	0	25	3.57
Iowa St.	10	2	6	0	6	3.00
Kansas St.	10	7	15	1	15	2.14
West Virginia	10	4	0	0	0	0.00
Texas Tech	10	3	0	0	0	0.00
Texas	10	6	0	0	0	0.00
Oklahoma	10	4	0	0	0	0.00
Houston	10	5	0	0	0	0.00
Cincinnati	10	5	0	0	0	0.00
BYU	10	6	0	1	0	0.00

TURNOVER MARGIN

Team	G	Lost			Gained			Margin	Per/G
		Fum	Int	Tot	Fum	Int	Tot		
Oklahoma	10	7	5	12	4	17	21	9	0.90
Iowa St.	10	1	7	8	2	15	17	9	0.90
Kansas St.	10	2	8	10	7	10	17	7	0.70
Texas	10	6	7	13	6	11	17	4	0.40
BYU	10	6	8	14	6	12	18	4	0.40
Kansas	10	5	6	11	4	10	14	3	0.30
Oklahoma St.	10	4	10	14	7	9	16	2	0.20
West Virginia	10	6	6	12	4	9	13	1	0.10
Houston	10	2	10	12	5	8	13	1	0.10
Baylor	10	8	7	15	8	7	15	0	0.00
UCF	10	6	9	15	4	9	13	-2	-0.20
Cincinnati	10	6	10	16	5	7	12	-4	-0.40
Texas Tech	10	4	13	17	3	8	11	-6	-0.60
TCU	10	3	14	17	3	7	10	-7	-0.70

FIRST DOWNS

Team	G	Rush	Pass	Pen	Total	Avg/G
Oklahoma	10	100	138	21	259	25.9
TCU	10	97	145	10	252	25.2
Kansas St.	10	108	115	13	236	23.6
UCF	10	117	101	17	235	23.5
Cincinnati	10	112	106	10	228	22.8
Texas Tech	10	102	104	17	223	22.3
West Virginia	10	118	78	24	220	22
Texas	10	85	122	10	217	21.7
Kansas	10	93	103	19	215	21.5
Oklahoma St.	10	74	120	11	205	20.5
Baylor	10	70	120	11	201	20.1
Houston	10	70	111	14	195	19.5
BYU	10	54	98	17	169	16.9
Iowa St.	10	62	94	11	167	16.7

3RD-DOWN CONVERSIONS

Team	G	Conv.	Att.	Pct.
UCF	10	62	125	49.6
Kansas St.	10	67	136	49.26
Kansas	10	56	115	48.7
Oklahoma	10	64	133	48.12
TCU	10	66	149	44.3
Cincinnati	10	63	149	42.28
Texas Tech	10	62	154	40.26
West Virginia	10	56	140	40
Houston	10	54	135	40
Iowa St.	10	55	143	38.46
Oklahoma St.	10	56	152	36.84
Texas	10	49	134	36.57
Baylor	10	55	151	36.42
BYU	10	35	129	27.13



**2023-24 Big 12 Football
Extended Team Leaders
All games**

1ST DOWNS RUSHING

Team	G	Rush	Pass	Pen	Total	Avg/G
West Virginia	10	118	78	24	220	22
UCF	10	117	101	17	235	23.5
Cincinnati	10	112	106	10	228	22.8
Kansas St.	10	108	115	13	236	23.6
Texas Tech	10	102	104	17	223	22.3
Oklahoma	10	100	138	21	259	25.9
TCU	10	97	145	10	252	25.2
Kansas	10	93	103	19	215	21.5
Texas	10	85	122	10	217	21.7
Oklahoma St.	10	74	120	11	205	20.5
Houston	10	70	111	14	195	19.5
Baylor	10	70	120	11	201	20.1
Iowa St.	10	62	94	11	167	16.7
BYU	10	54	98	17	169	16.9

OPT 3RD-DN CONVERT

Team	G	Conv.	Att.	Pct.
Texas	10	35	132	26.52
Kansas St.	10	39	146	26.71
Oklahoma	10	43	150	28.67
Iowa St.	10	46	141	32.62
TCU	10	58	152	38.16
Cincinnati	10	50	130	38.46
West Virginia	10	51	132	38.64
Kansas	10	52	126	41.27
Baylor	10	55	131	41.98
Texas Tech	10	64	152	42.11
UCF	10	59	140	42.14
Oklahoma St.	10	61	143	42.66
BYU	10	63	141	44.68
Houston	10	66	137	48.18

1ST DOWNS PASSING

Team	G	Rush	Pass	Pen	Total	Avg/G
TCU	10	97	145	10	252	25.2
Oklahoma	10	100	138	21	259	25.9
Texas	10	85	122	10	217	21.7
Oklahoma St.	10	74	120	11	205	20.5
Baylor	10	70	120	11	201	20.1
Kansas St.	10	108	115	13	236	23.6
Houston	10	70	111	14	195	19.5
Cincinnati	10	112	106	10	228	22.8
Texas Tech	10	102	104	17	223	22.3
Kansas	10	93	103	19	215	21.5
UCF	10	117	101	17	235	23.5
BYU	10	54	98	17	169	16.9
Iowa St.	10	62	94	11	167	16.7
West Virginia	10	118	78	24	220	22

4TH-DOWN CONVERSIONS

Team	G	Conv.	Att.	Pct.
Iowa St.	10	9	13	69.23
Texas Tech	10	22	32	68.75
Oklahoma	10	11	16	68.75
Texas	10	15	25	60
UCF	10	9	16	56.25
TCU	10	15	27	55.56
West Virginia	10	16	31	51.61
Oklahoma St.	10	8	16	50
Baylor	10	18	40	45
Kansas St.	10	7	16	43.75
BYU	10	9	22	40.91
Cincinnati	10	11	28	39.29
Kansas	10	4	14	28.57
Houston	10	4	20	20

1ST DOWNS BY PENALTY

Team	G	Rush	Pass	Pen	Total	Avg/G
West Virginia	10	118	78	24	220	22
Oklahoma	10	100	138	21	259	25.9
Kansas	10	93	103	19	215	21.5
UCF	10	117	101	17	235	23.5
Texas Tech	10	102	104	17	223	22.3
BYU	10	54	98	17	169	16.9
Houston	10	70	111	14	195	19.5
Kansas St.	10	108	115	13	236	23.6
Oklahoma St.	10	74	120	11	205	20.5
Iowa St.	10	62	94	11	167	16.7
Baylor	10	70	120	11	201	20.1
Texas	10	85	122	10	217	21.7
TCU	10	97	145	10	252	25.2
Cincinnati	10	112	106	10	228	22.8

OPP 4TH-DN CONVERT

Team	G	Conv.	Att.	Pct.
Oklahoma St.	10	3	20	15
TCU	10	8	23	34.78
BYU	10	7	20	35
Texas Tech	10	9	20	45
Texas	10	10	22	45.45
Kansas St.	10	15	33	45.45
West Virginia	10	10	21	47.62
Oklahoma	10	14	28	50
Iowa St.	10	14	26	53.85
Kansas	10	9	16	56.25
Baylor	10	11	19	57.89
UCF	10	10	16	62.5
Houston	10	12	19	63.16
Cincinnati	10	9	14	64.29



OPPONENT 1ST DOWNS

Team	G	Rush	Pass	Pen	Total	Avg/G
Kansas St.	10	58	106	15	179	17.9
Texas	10	57	109	14	180	18
Iowa St.	10	71	94	18	183	18.3
Cincinnati	10	75	88	21	184	18.4
Baylor	10	88	101	5	194	19.4
Oklahoma St.	10	90	96	9	195	19.5
Oklahoma	10	75	104	21	200	20
West Virginia	10	82	111	10	203	20.3
Texas Tech	10	80	104	19	203	20.3
TCU	10	81	100	22	203	20.3
Kansas	10	79	109	15	203	20.3
BYU	10	90	110	12	212	21.2
UCF	10	105	100	15	220	22
Houston	10	102	112	9	223	22.3



**2023-24 Big 12 Football
Extended Team Leaders
All games**

SACKS BY

Team	G	No.	Yards	Avg/G
Texas	10	26	179	2.6
Kansas	10	24	144	2.4
UCF	10	23	178	2.3
TCU	10	22	152	2.2
Oklahoma St.	10	22	115	2.2
Kansas St.	10	22	163	2.2
Houston	10	22	128	2.2
West Virginia	10	20	135	2
Texas Tech	10	19	126	1.9
Cincinnati	10	18	116	1.8
Oklahoma	10	17	100	1.7
Iowa St.	10	17	104	1.7
Baylor	10	17	107	1.7
BYU	10	9	86	0.9

KICKOFF COVERAGE

Team	G	No	Yards	Avg.	Ret.	TB	NetAvg
Texas Tech	10	57	3644	63.93	310	38	38.6
Texas	10	68	4354	64.03	285	38	45.13
Oklahoma St.	10	60	3757	62.62	212	33	41.3
Baylor	10	49	3034	61.92	377	17	36.94
Oklahoma	10	73	4571	62.62	348	40	43.12
BYU	10	46	2926	63.61	245	32	32.57
Iowa St.	10	56	3466	61.89	442	28	43.57
Kansas St.	10	70	4325	61.79	593	31	45.17
Kansas	10	64	3951	61.73	211	46	36.58
West Virginia	10	57	3570	62.63	660	21	48.65
UCF	10	62	3726	60.1	496	31	42.1
Cincinnati	10	53	3211	60.58	426	23	44.64
TCU	10	58	3595	61.98	404	36	36.81
Houston	10	42	2597	61.83	471	18	36.31

SACKS AGAINST

Team	G	No.	Yards	Avg/G
West Virginia	10	9	53	0.9
Iowa St.	10	9	46	0.9
Oklahoma St.	10	11	79	1.1
Oklahoma	10	13	74	1.3
Kansas	10	13	107	1.3
Kansas St.	10	16	111	1.6
TCU	10	17	95	1.7
Texas	10	18	113	1.8
BYU	10	18	127	1.8
UCF	10	19	151	1.9
Texas Tech	10	21	150	2.1
Houston	10	21	134	2.1
Cincinnati	10	23	125	2.3
Baylor	10	30	235	3

RED ZONE OFFENSE

Team	G	Scores	Pct.	TDs	(R-P)	FGs	TurnO
Iowa St.	10	28 - 30	93.33	18	10 - 8	10 - 12	0
Kansas St.	10	45 - 50	90.00	40	23 - 17	5 - 7	3
Oklahoma	10	46 - 52	88.46	36	22 - 14	10 - 13	3
Kansas	10	34 - 39	87.18	25	17 - 8	9 - 11	2
Texas Tech	10	34 - 40	85.00	25	13 - 12	9 - 9	5
UCF	10	33 - 39	84.62	27	18 - 9	6 - 7	4
West Virginia	10	38 - 45	84.44	29	23 - 6	9 - 9	6
Oklahoma St.	10	37 - 44	84.09	22	14 - 8	15 - 18	4
BYU	10	25 - 31	80.65	18	9 - 9	7 - 9	4
Texas	10	33 - 41	80.49	19	12 - 7	14 - 16	6
Baylor	10	32 - 42	76.19	19	11 - 8	13 - 16	6
Houston	10	24 - 32	75.00	20	8 - 12	4 - 4	6
Cincinnati	10	29 - 39	74.36	18	11 - 7	11 - 14	6
TCU	10	28 - 40	70.00	22	10 - 12	6 - 6	11

PENALTIES

Team	G	No.	Yards	Avg/G
Baylor	10	43	288	28.8
Oklahoma St.	10	52	418	41.8
Kansas	10	46	420	42
BYU	10	51	420	42
Kansas St.	10	49	428	42.8
West Virginia	10	48	432	43.2
Iowa St.	10	50	442	44.2
Texas	10	59	470	47
Houston	10	54	491	49.1
UCF	10	60	499	49.9
TCU	10	63	526	52.6
Cincinnati	10	57	528	52.8
Texas Tech	10	55	541	54.1
Oklahoma	10	69	593	59.3

RED ZONE DEFENSE

Team	G	Scores	Pct.	TDs	(R-P)	FGs	TurnO
Texas	10	20 - 30	66.67	11	4 - 7	9 - 10	7
Iowa St.	10	22 - 29	75.86	16	8 - 8	6 - 7	5
Oklahoma	10	23 - 30	76.67	14	8 - 6	9 - 11	5
UCF	10	35 - 44	79.55	24	20 - 4	11 - 16	3
Oklahoma St.	10	20 - 25	80.00	15	9 - 6	5 - 7	3
BYU	10	29 - 36	80.56	19	9 - 10	10 - 10	6
Baylor	10	30 - 37	81.08	24	14 - 10	6 - 8	4
Kansas St.	10	22 - 27	81.48	10	6 - 4	12 - 13	3
Houston	10	34 - 41	82.93	29	20 - 9	5 - 7	4
West Virginia	10	29 - 34	85.29	21	10 - 11	8 - 11	2
TCU	10	29 - 34	85.29	18	12 - 6	11 - 11	5
Texas Tech	10	31 - 35	88.57	20	11 - 9	11 - 11	3
Cincinnati	10	33 - 37	89.19	23	10 - 13	10 - 12	2
Kansas	10	40 - 41	97.56	26	18 - 8	14 - 14	1



OPPONENT PENALTIES

Team	G	No.	Yards	Avg/G
BYU	10	78	651	65.1
West Virginia	10	64	589	58.9
Kansas St.	10	58	502	50.2
Houston	10	55	480	48
Kansas	10	52	465	46.5
Oklahoma	10	58	445	44.5
Oklahoma St.	10	54	426	42.6
Baylor	10	48	419	41.9
Texas Tech	10	48	413	41.3
TCU	10	53	411	41.1
UCF	10	45	399	39.9
Iowa St.	10	41	357	35.7
Texas	10	46	352	35.2
Cincinnati	10	51	347	34.7

TIME OF POSSESSION

Team	G	Total possession	Avg/G
West Virginia	10	335:52	33:35
Cincinnati	10	325:45	32:35
Baylor	10	315:51	31:35
Kansas St.	10	314:28	31:27
Texas	10	309:00	30:54
Iowa St.	10	306:57	30:41
Kansas	10	303:45	30:22
Oklahoma St.	10	296:53	29:41
Oklahoma	10	290:44	29:04
Texas Tech	10	285:13	28:31
UCF	10	284:02	28:24
BYU	10	283:13	28:19
Houston	10	280:55	28:05
TCU	10	271:09	27:07



**2023-24 Big 12 Football
Conference Individual Game Highs
All games**

INDIVIDUAL PLAYER GAME HIGHS

Points scored	
30	Avery Johnson (Kansas St.) at Texas Tech (10/14/2023)
24	Ollie Gordon (Oklahoma St.) at West Virginia (10/21/2023)
24	DJ Giddens (Kansas St.) vs UCF (09/23/2023)
Touchdowns	
5	Avery Johnson (Kansas St.) at Texas Tech (10/14/2023)
4	Ollie Gordon (Oklahoma St.) at West Virginia (10/21/2023)
4	DJ Giddens (Kansas St.) vs UCF (09/23/2023)
TD responsibility	
8	Dillon Gabriel (Oklahoma) vs West Virginia (11/11/2023) [3r,5p]
Points scored kicking	
17	Alex Hale (Oklahoma St.) vs Kansas St. (10/06/2023) [5fg,2pat]
Total offense yards	
473	Dillon Gabriel (Oklahoma) vs West Virginia (11/11/2023) [50r,423p]
465	Josh Hoover (TCU) vs BYU (10/14/2023) [26r,439p]
Total offense plays	
62	Tyler Shough (Texas Tech) at Wyoming (09/02/2023) [15r,47p]
61	Tyler Shough (Texas Tech) vs Oregon (09/09/2023) [23r,38p]
Total offense yards/play	
42	Jaylin Noel (Iowa St.) vs Kansas (11/04/2023) [42-1]
39	Xavier Townsend (UCF) at Boise St. (09/09/2023) [39-1]
Rushing yards	
282	Ollie Gordon (Oklahoma St.) at West Virginia (10/21/2023)
271	Ollie Gordon (Oklahoma St.) vs Cincinnati (10/28/2023)
Rushing attempts	
33	Tahj Brooks (Texas Tech) at Kansas (11/11/2023)
33	Ollie Gordon (Oklahoma St.) vs Oklahoma (11/04/2023)
Yards per rush	
54	Jake Strong (Texas Tech) vs Kansas St. (10/14/2023) [54-1]
39	Xavier Townsend (UCF) at Boise St. (09/09/2023) [39-1]
Rushing TDs	
5	Avery Johnson (Kansas St.) at Texas Tech (10/14/2023)
4	Ollie Gordon (Oklahoma St.) at West Virginia (10/21/2023)
4	DJ Giddens (Kansas St.) vs UCF (09/23/2023)
Longest rush	
92	RJ Harvey (UCF) vs Oklahoma St. (11/11/2023)
79	Johnny Richardson (UCF) vs Baylor (09/30/2023)
Passing yards	
439	Josh Hoover (TCU) vs BYU (10/14/2023)
423	Dillon Gabriel (Oklahoma) vs West Virginia (11/11/2023)
Passing attempts	
58	Josh Hoover (TCU) vs BYU (10/14/2023)
52	Josh Hoover (TCU) at Texas Tech (11/02/2023)
Passing TDs	
5	Dillon Gabriel (Oklahoma) vs West Virginia (11/11/2023)
5	Jason Bean (Kansas) at Oklahoma St. (10/14/2023)
5	Dillon Gabriel (Oklahoma) at Tulsa (09/16/2023)
5	Emory Jones (Cincinnati) vs Eastern Ky. (09/02/2023)
Longest pass	
86	John Rhys Plumlee (UCF) at Oklahoma (10/21/2023)
80	Jason Bean (Kansas) at Iowa St. (11/04/2023)
Passes completed	



**2023-24 Big 12 Football
Conference Individual Game Highs
All games**

37	Josh Hoover (TCU) vs BYU (10/14/2023)
32	Josh Hoover (TCU) at Texas Tech (11/02/2023)
32	Donovan Smith (Houston) vs Texas (10/21/2023)
Had intercepted	
3	Donovan Smith (Houston) vs Cincinnati (11/11/2023)
3	Alan Bowman (Oklahoma St.) at UCF (11/11/2023)
3	John Rhys Plumlee (UCF) vs West Virginia (10/28/2023)
3	Jake Strong (Texas Tech) at BYU (10/21/2023)
3	Jake Strong (Texas Tech) vs Kansas St. (10/14/2023)
3	Will Howard (Kansas St.) at Oklahoma St. (10/06/2023)
3	Tyler Shough (Texas Tech) vs Oregon (09/09/2023)
Pass completion pct	
100	Parker Kingston (BYU) vs Iowa St. (11/11/2023) [1-1]
100	Timmy McClain (UCF) vs Oklahoma St. (11/11/2023) [1-1]
100	Jordan Nabors (Baylor) at Kansas St. (11/11/2023) [1-1]
100	Nicco Marchiol (West Virginia) vs BYU (11/04/2023) [4-4]
100	Jaylin Noel (Iowa St.) vs Kansas (11/04/2023) [1-1]
100	Nicco Marchiol (West Virginia) at UCF (10/28/2023) [1-1]
100	Jake Rubley (Kansas St.) vs Houston (10/28/2023) [1-1]
100	Ryan Sanborn (Texas) at Houston (10/21/2023) [1-1]
100	Grant Tisdale (TCU) vs BYU (10/14/2023) [1-1]
100	Savion Red (Texas) vs Oklahoma (N) (10/07/2023) [1-1]
100	Brennan Presley (Oklahoma St.) vs Kansas St. (10/06/2023) [1-1]
100	J.J. Kohl (Iowa St.) at Oklahoma (09/30/2023) [4-4]
100	LJ Martin (BYU) vs Cincinnati (09/29/2023) [1-1]
100	Xavier Worthy (Texas) at Baylor (09/23/2023) [1-1]
100	Traylon Ray (West Virginia) vs Texas Tech (09/23/2023) [1-1]
100	Parker Kingston (BYU) at Arkansas (09/16/2023) [1-1]
100	Braden Smith (Cincinnati) at Pittsburgh (09/09/2023) [1-1]
100	Treshaun Ward (Kansas St.) vs Southeast Mo. St. (09/02/2023) [1-1]
100	Brady Lichtenberg (Cincinnati) vs Eastern Ky. (09/02/2023) [4-4]
100	Jackson Arnold (Oklahoma) vs Arkansas St. (09/02/2023) [11-11]
Pass yards/attempt	
42	Jaylin Noel (Iowa St.) vs Kansas (11/04/2023) [42-1]
37	Parker Kingston (BYU) at Arkansas (09/16/2023) [37-1]
Pass yards/catch	
58	Ui Ale (Houston) vs Sam Houston (09/23/2023) [58-1]
42	Jaylin Noel (Iowa St.) vs Kansas (11/04/2023) [42-1]
Receiving yards	
177	Hudson Clement (West Virginia) vs Duquesne (09/09/2023)
172	Jayden Higgins (Iowa St.) at Cincinnati (10/14/2023)
Receptions	
12	Drake Stoops (Oklahoma) at Oklahoma St. (11/04/2023)
12	Xzavier Henderson (Cincinnati) vs Miami (OH) (09/16/2023)
Yards per catch	
122	Ollie Gordon (Oklahoma St.) vs Kansas (10/14/2023) [6-116]
101	Jalil Farooq (Oklahoma) at Tulsa (09/16/2023) [6-126]
Receiving TDs	
3	Drake Stoops (Oklahoma) vs West Virginia (11/11/2023)
3	Kobe Hudson (UCF) vs Oklahoma St. (11/11/2023)
3	Nic Anderson (Oklahoma) at Tulsa (09/16/2023)
3	Hudson Clement (West Virginia) vs Duquesne (09/09/2023)
Longest reception	
86	Javon Baker (UCF) at Oklahoma (10/21/2023)
80	Lawrence Arnold (Kansas) at Iowa St. (11/04/2023)



**2023-24 Big 12 Football
Conference Individual Game Highs
All games**

Field goal attempts	
6	Alex Hale (Oklahoma St.) vs Kansas St. (10/06/2023)
5	Alex Hale (Oklahoma St.) vs Kansas (10/14/2023)
5	Griffin Kell (TCU) at Houston (09/16/2023)
5	Gino Garcia (Texas Tech) at Wyoming (09/02/2023)
Field goals made	
5	Alex Hale (Oklahoma St.) vs Kansas St. (10/06/2023)
4	Bert Auburn (Texas) vs Kansas St. (11/04/2023)
4	Isaiah Hankins (Baylor) at Cincinnati (10/21/2023)
4	Alex Hale (Oklahoma St.) vs Kansas (10/14/2023)
4	Colton Boomer (UCF) at Boise St. (09/09/2023)
Longest field goal	
57	Griffin Kell (TCU) vs Nicholls (09/09/2023)
56	Griffin Kell (TCU) vs Texas (11/11/2023)
56	Chase Contreras (Iowa St.) vs UNI (09/02/2023)
Field goal pct	
100	Chase Contreras (Iowa St.) at BYU (11/11/2023) [1-1]
100	Bert Auburn (Texas) at TCU (11/11/2023) [3-3]
100	Griffin Kell (TCU) vs Texas (11/11/2023) [2-2]
100	Carter Brown (Cincinnati) at Houston (11/11/2023) [1-1]
100	Zach Schmit (Oklahoma) vs West Virginia (11/11/2023) [1-1]
100	Alex Hale (Oklahoma St.) at UCF (11/11/2023) [1-1]
100	Colton Boomer (UCF) vs Oklahoma St. (11/11/2023) [1-1]
100	Chris Tennant (Kansas St.) vs Baylor (11/11/2023) [1-1]
100	Seth Keller (Kansas) vs Texas Tech (11/11/2023) [2-2]
100	Michael Hayes (West Virginia) vs BYU (11/04/2023) [3-3]
100	Chase Contreras (Iowa St.) vs Kansas (11/04/2023) [2-2]
100	Carter Brown (Cincinnati) vs UCF (11/04/2023) [2-2]
100	Alex Hale (Oklahoma St.) vs Oklahoma (11/04/2023) [2-2]
100	Bert Auburn (Texas) vs Kansas St. (11/04/2023) [4-4]
100	Gino Garcia (Texas Tech) vs TCU (11/02/2023) [2-2]
100	Will Ferrin (BYU) at Texas (10/28/2023) [2-2]
100	Chase Contreras (Iowa St.) at Baylor (10/28/2023) [3-3]
100	Michael Hayes (West Virginia) at UCF (10/28/2023) [2-2]
100	Griffin Kell (TCU) at Kansas St. (10/21/2023) [1-1]
100	Chris Tennant (Kansas St.) vs TCU (10/21/2023) [2-2]
100	Will Ferrin (BYU) vs Texas Tech (10/21/2023) [2-2]
100	Michael Hayes (West Virginia) vs Oklahoma St. (10/21/2023) [2-2]
100	Jack Martin (Houston) vs Texas (10/21/2023) [1-1]
100	Bert Auburn (Texas) at Houston (10/21/2023) [1-1]
100	Isaiah Hankins (Baylor) at Cincinnati (10/21/2023) [4-4]
100	Colton Boomer (UCF) at Oklahoma (10/21/2023) [3-3]
100	Chris Tennant (Kansas St.) at Texas Tech (10/14/2023) [1-1]
100	Griffin Kell (TCU) vs BYU (10/14/2023) [3-3]
100	Will Ferrin (BYU) at TCU (10/14/2023) [1-1]
100	Chase Contreras (Iowa St.) at Cincinnati (10/14/2023) [3-3]
100	Carter Brown (Cincinnati) vs Iowa St. (10/14/2023) [1-1]
100	Michael Hayes (West Virginia) at Houston (10/12/2023) [1-1]
100	Gino Garcia (Texas Tech) at Baylor (10/07/2023) [1-1]
100	Isaiah Hankins (Baylor) vs Texas Tech (10/07/2023) [2-2]
100	Bert Auburn (Texas) vs Oklahoma (N) (10/07/2023) [3-3]
100	Chase Contreras (Iowa St.) at Oklahoma (09/30/2023) [2-2]
100	Carter Brown (Cincinnati) at BYU (09/29/2023) [2-2]
100	Isaiah Hankins (Baylor) vs Texas (09/23/2023) [2-2]
100	Michael Hayes (West Virginia) vs Texas Tech (09/23/2023) [2-2]
100	Gino Garcia (Texas Tech) at West Virginia (09/23/2023) [2-2]



**2023-24 Big 12 Football
Conference Individual Game Highs
All games**

- 100 Alex Hale (Oklahoma St.) at Iowa St. (09/23/2023) [2-2]
- 100 Chase Contreras (Iowa St.) vs Oklahoma St. (09/23/2023) [2-2]
- 100 Seth Keller (Kansas) vs BYU (09/23/2023) [1-1]
- 100 Will Ferrin (BYU) at Kansas (09/23/2023) [2-2]
- 100 Zach Schmit (Oklahoma) at Cincinnati (09/23/2023) [2-2]
- 100 Griffin Kell (TCU) vs SMU (09/23/2023) [2-2]
- 100 Seth Keller (Kansas) at Nevada (09/16/2023) [1-1]
- 100 Michael Hayes (West Virginia) vs Pittsburgh (09/16/2023) [1-1]
- 100 Bert Auburn (Texas) vs Wyoming (09/16/2023) [1-1]
- 100 Colton Boomer (UCF) vs Villanova (09/16/2023) [2-2]
- 100 Gino Garcia (Texas Tech) vs Tarleton St. (09/16/2023) [2-2]
- 100 Zach Schmit (Oklahoma) at Tulsa (09/16/2023) [1-1]
- 100 Griffin Kell (TCU) vs Nicholls (09/09/2023) [2-2]
- 100 Carter Brown (Cincinnati) at Pittsburgh (09/09/2023) [2-2]
- 100 Colton Boomer (UCF) at Boise St. (09/09/2023) [4-4]
- 100 Seth Keller (Kansas) vs Illinois (09/08/2023) [2-2]
- 100 Alex Hale (Oklahoma St.) vs Central Ark. (09/02/2023) [2-2]
- 100 Chris Tennant (Kansas St.) vs Southeast Mo. St. (09/02/2023) [1-1]
- 100 Carter Brown (Cincinnati) vs Eastern Ky. (09/02/2023) [1-1]
- 100 Chase Contreras (Iowa St.) vs UNI (09/02/2023) [1-1]
- 100 Zach Schmit (Oklahoma) vs Arkansas St. (09/02/2023) [1-1]
- 100 Seth Keller (Kansas) vs Missouri St. (09/01/2023) [2-2]

PAT kicks attempted

- 9 Zach Schmit (Oklahoma) at Tulsa (09/16/2023)
- 9 Carter Brown (Cincinnati) vs Eastern Ky. (09/02/2023)

PAT kicks made

- 9 Zach Schmit (Oklahoma) at Tulsa (09/16/2023)
- 9 Carter Brown (Cincinnati) vs Eastern Ky. (09/02/2023)

PAT kicks pct

- 100 Will Ferrin (BYU) vs Iowa St. (11/11/2023) [1-1]
- 100 Chase Contreras (Iowa St.) at BYU (11/11/2023) [6-6]
- 100 Bert Auburn (Texas) at TCU (11/11/2023) [2-2]
- 100 Griffin Kell (TCU) vs Texas (11/11/2023) [2-2]
- 100 Carter Brown (Cincinnati) at Houston (11/11/2023) [3-3]
- 100 Michael Hayes (West Virginia) at Oklahoma (11/11/2023) [2-2]
- 100 Zach Schmit (Oklahoma) vs West Virginia (11/11/2023) [8-8]
- 100 Jack Martin (Houston) vs Cincinnati (11/11/2023) [2-2]
- 100 Colton Boomer (UCF) vs Oklahoma St. (11/11/2023) [6-6]
- 100 Chris Tennant (Kansas St.) vs Baylor (11/11/2023) [8-8]
- 100 Seth Keller (Kansas) vs Texas Tech (11/11/2023) [1-1]
- 100 Gino Garcia (Texas Tech) at Kansas (11/11/2023) [1-1]
- 100 Michael Hayes (West Virginia) vs BYU (11/04/2023) [4-4]
- 100 Will Ferrin (BYU) at West Virginia (11/04/2023) [1-1]
- 100 Seth Keller (Kansas) at Iowa St. (11/04/2023) [2-2]
- 100 Chase Contreras (Iowa St.) vs Kansas (11/04/2023) [1-1]
- 100 Owen Piepergerdes (Kansas) at Iowa St. (11/04/2023) [2-2]
- 100 Carter Brown (Cincinnati) vs UCF (11/04/2023) [2-2]
- 100 Colton Boomer (UCF) at Cincinnati (11/04/2023) [4-4]
- 100 Jack Martin (Houston) at Baylor (11/04/2023) [2-2]
- 100 Isaiah Hankins (Baylor) vs Houston (11/04/2023) [3-3]
- 100 Alex Hale (Oklahoma St.) vs Oklahoma (11/04/2023) [3-3]
- 100 Zach Schmit (Oklahoma) at Oklahoma St. (11/04/2023) [3-3]
- 100 Bert Auburn (Texas) vs Kansas St. (11/04/2023) [3-3]
- 100 Chris Tennant (Kansas St.) at Texas (11/04/2023) [3-3]
- 100 Gino Garcia (Texas Tech) vs TCU (11/02/2023) [3-3]
- 100 Griffin Kell (TCU) at Texas Tech (11/02/2023) [4-4]



2023-24 Big 12 Football
Conference Individual Game Highs
All games

100 Alex Hale (Oklahoma St.) vs Cincinnati (10/28/2023) [6-6]
100 Carter Brown (Cincinnati) at Oklahoma St. (10/28/2023) [1-1]
100 Bert Auburn (Texas) vs BYU (10/28/2023) [5-5]
100 Chase Contreras (Iowa St.) at Baylor (10/28/2023) [3-3]
100 Michael Hayes (West Virginia) at UCF (10/28/2023) [5-5]
100 Colton Boomer (UCF) vs West Virginia (10/28/2023) [4-4]
100 Chris Tennant (Kansas St.) vs Houston (10/28/2023) [5-5]
100 Zach Schmit (Oklahoma) at Kansas (10/28/2023) [3-3]
100 Seth Keller (Kansas) vs Oklahoma (10/28/2023) [2-2]
100 Chris Tennant (Kansas St.) vs TCU (10/21/2023) [5-5]
100 Gino Garcia (Texas Tech) at BYU (10/21/2023) [2-2]
100 Will Ferrin (BYU) vs Texas Tech (10/21/2023) [3-3]
100 Alex Hale (Oklahoma St.) at West Virginia (10/21/2023) [6-6]
100 Michael Hayes (West Virginia) vs Oklahoma St. (10/21/2023) [4-4]
100 Bert Auburn (Texas) at Houston (10/21/2023) [4-4]
100 Jack Martin (Houston) vs Texas (10/21/2023) [3-3]
100 Carter Brown (Cincinnati) vs Baylor (10/21/2023) [3-3]
100 Isaiah Hankins (Baylor) at Cincinnati (10/21/2023) [2-2]
100 Colton Boomer (UCF) at Oklahoma (10/21/2023) [2-2]
100 Zach Schmit (Oklahoma) vs UCF (10/21/2023) [4-4]
100 Chris Tennant (Kansas St.) at Texas Tech (10/14/2023) [5-5]
100 Gino Garcia (Texas Tech) vs Kansas St. (10/14/2023) [3-3]
100 Griffin Kell (TCU) vs BYU (10/14/2023) [5-5]
100 Alex Hale (Oklahoma St.) vs Kansas (10/14/2023) [3-3]
100 Owen Piepergerdes (Kansas) at Oklahoma St. (10/14/2023) [1-1]
100 Chase Contreras (Iowa St.) at Cincinnati (10/14/2023) [3-3]
100 Carter Brown (Cincinnati) vs Iowa St. (10/14/2023) [1-1]
100 Michael Hayes (West Virginia) at Houston (10/12/2023) [4-4]
100 Jack Martin (Houston) vs West Virginia (10/12/2023) [5-5]
100 Griffin Kell (TCU) at Iowa St. (10/07/2023) [2-2]
100 Chase Contreras (Iowa St.) vs TCU (10/07/2023) [3-3]
100 Gino Garcia (Texas Tech) at Baylor (10/07/2023) [4-4]
100 Colton Boomer (UCF) at Kansas (10/07/2023) [2-2]
100 Owen Piepergerdes (Kansas) vs UCF (10/07/2023) [1-1]
100 Seth Keller (Kansas) vs UCF (10/07/2023) [5-5]
100 Bert Auburn (Texas) vs Oklahoma (N) (10/07/2023) [3-3]
100 Zach Schmit (Oklahoma) vs Texas (N) (10/07/2023) [4-4]
100 Alex Hale (Oklahoma St.) vs Kansas St. (10/06/2023) [2-2]
100 Chris Tennant (Kansas St.) at Oklahoma St. (10/06/2023) [1-1]
100 Michael Hayes (West Virginia) at TCU (09/30/2023) [3-3]
100 Griffin Kell (TCU) vs West Virginia (09/30/2023) [3-3]
100 Zach Schmit (Oklahoma) vs Iowa St. (09/30/2023) [6-6]
100 Chase Contreras (Iowa St.) at Oklahoma (09/30/2023) [2-2]
100 Colton Boomer (UCF) vs Baylor (09/30/2023) [5-5]
100 Isaiah Hankins (Baylor) at UCF (09/30/2023) [2-2]
100 Bert Auburn (Texas) vs Kansas (09/30/2023) [4-4]
100 Seth Keller (Kansas) at Texas (09/30/2023) [2-2]
100 Gino Garcia (Texas Tech) vs Houston (09/30/2023) [7-7]
100 Jack Martin (Houston) at Texas Tech (09/30/2023) [4-4]
100 Carter Brown (Cincinnati) at BYU (09/29/2023) [3-3]
100 Will Ferrin (BYU) vs Cincinnati (09/29/2023) [5-5]
100 Colton Boomer (UCF) at Kansas St. (09/23/2023) [4-4]
100 Bert Auburn (Texas) at Baylor (09/23/2023) [5-5]
100 Jack Martin (Houston) vs Sam Houston (09/23/2023) [5-5]
100 Michael Hayes (West Virginia) vs Texas Tech (09/23/2023) [2-2]
100 Gino Garcia (Texas Tech) at West Virginia (09/23/2023) [1-1]
100 Alex Hale (Oklahoma St.) at Iowa St. (09/23/2023) [3-3]



**2023-24 Big 12 Football
Conference Individual Game Highs
All games**

- 100 Chase Contreras (Iowa St.) vs Oklahoma St. (09/23/2023) [4-4]
- 100 Seth Keller (Kansas) vs BYU (09/23/2023) [5-5]
- 100 Will Ferrin (BYU) at Kansas (09/23/2023) [3-3]
- 100 Zach Schmit (Oklahoma) at Cincinnati (09/23/2023) [2-2]
- 100 Griffin Kell (TCU) vs SMU (09/23/2023) [4-4]
- 100 Michael Hayes (West Virginia) vs Pittsburgh (09/16/2023) [2-2]
- 100 Seth Keller (Kansas) at Nevada (09/16/2023) [4-4]
- 100 Jack Martin (Houston) vs TCU (09/16/2023) [1-1]
- 100 Carter Brown (Cincinnati) vs Miami (OH) (09/16/2023) [1-1]
- 100 Bert Auburn (Texas) vs Wyoming (09/16/2023) [4-4]
- 100 Will Ferrin (BYU) at Arkansas (09/16/2023) [5-5]
- 100 Colton Boomer (UCF) vs Villanova (09/16/2023) [6-6]
- 100 Alex Hale (Oklahoma St.) vs South Alabama (09/16/2023) [1-1]
- 100 Gino Garcia (Texas Tech) vs Tarleton St. (09/16/2023) [5-5]
- 100 Zach Schmit (Oklahoma) at Tulsa (09/16/2023) [9-9]
- 100 Chase Contreras (Iowa St.) at Ohio (09/16/2023) [1-1]
- 100 Chris Tennant (Kansas St.) at Missouri (09/16/2023) [3-3]
- 100 Isaiah Hankins (Baylor) vs LIU (09/16/2023) [4-4]
- 100 Alex Hale (Oklahoma St.) at Arizona St. (09/09/2023) [3-3]
- 100 Griffin Kell (TCU) vs Nicholls (09/09/2023) [5-5]
- 100 Carter Brown (Cincinnati) at Pittsburgh (09/09/2023) [3-3]
- 100 Jack Martin (Houston) at Rice (09/09/2023) [5-5]
- 100 Gino Garcia (Texas Tech) vs Oregon (09/09/2023) [3-3]
- 100 Michael Hayes (West Virginia) vs Duquesne (09/09/2023) [6-6]
- 100 Danny King (West Virginia) vs Duquesne (09/09/2023) [2-2]
- 100 Bert Auburn (Texas) at Alabama (09/09/2023) [4-4]
- 100 Zach Schmit (Oklahoma) vs SMU (09/09/2023) [4-4]
- 100 Chase Contreras (Iowa St.) vs Iowa (09/09/2023) [1-1]
- 100 Isaiah Hankins (Baylor) vs Utah (09/09/2023) [1-1]
- 100 Chris Tennant (Kansas St.) vs Troy (09/09/2023) [6-6]
- 100 Seth Keller (Kansas) vs Illinois (09/08/2023) [4-4]
- 100 Will Ferrin (BYU) vs Sam Houston (09/02/2023) [2-2]
- 100 Michael Hayes (West Virginia) at Penn St. (09/02/2023) [1-1]
- 100 Chris Tennant (Kansas St.) vs Southeast Mo. St. (09/02/2023) [5-5]
- 100 Jack Martin (Houston) vs UTSA (09/02/2023) [2-2]
- 100 Isaiah Hankins (Baylor) vs Texas St. (09/02/2023) [2-2]
- 100 Alex Hale (Oklahoma St.) vs Central Ark. (09/02/2023) [3-3]
- 100 Leyton Simmering (Kansas St.) vs Southeast Mo. St. (09/02/2023) [1-1]
- 100 Gino Garcia (Texas Tech) at Wyoming (09/02/2023) [3-3]
- 100 Carter Brown (Cincinnati) vs Eastern Ky. (09/02/2023) [9-9]
- 100 Bert Auburn (Texas) vs Rice (09/02/2023) [4-4]
- 100 Chase Contreras (Iowa St.) vs UNI (09/02/2023) [3-3]
- 100 Gavin Marshall (Oklahoma) vs Arkansas St. (09/02/2023) [2-2]
- 100 Zach Schmit (Oklahoma) vs Arkansas St. (09/02/2023) [8-8]
- 100 Griffin Kell (TCU) vs Colorado (09/02/2023) [6-6]
- 100 Seth Keller (Kansas) vs Missouri St. (09/01/2023) [5-5]
- 100 Owen Piepergerdes (Kansas) vs Missouri St. (09/01/2023) [1-1]
- 100 Colton Boomer (UCF) vs Kent St. (08/31/2023) [8-8]

Punts

- 9 Ryan Rehkow (BYU) vs Sam Houston (09/02/2023)
- 8 Ryan Rehkow (BYU) vs Texas Tech (10/21/2023)
- 8 Tyler Perkins (Iowa St.) vs Oklahoma St. (09/23/2023)
- 8 Hudson Kaak (Oklahoma St.) at Iowa St. (09/23/2023)
- 8 Wes Pahl (Oklahoma St.) vs South Alabama (09/16/2023)
- 8 Tyler Perkins (Iowa St.) vs UNI (09/02/2023)

Yards punted



**2023-24 Big 12 Football
Conference Individual Game Highs
All games**

447	Ryan Rehkow (BYU) vs Sam Houston (09/02/2023) [9-447]
378	Tyler Perkins (Iowa St.) vs UNI (09/02/2023) [8-378]
Longest punt	
70	Ryan Rehkow (BYU) vs Texas Tech (10/21/2023)
70	Tyler Perkins (Iowa St.) vs UNI (09/02/2023)
Punting avg	
57	Jack Blumer (Kansas St.) vs UCF (09/23/2023) [57-1]
Punt returns	
6	Xavier Townsend (UCF) vs Villanova (09/16/2023)
5	Hobbs Nyberg (BYU) vs Sam Houston (09/02/2023)
Punt return yards	
101	Josh Cameron (Baylor) at Kansas St. (11/11/2023)
94	Xavier Townsend (UCF) vs Villanova (09/16/2023)
Longest punt return	
82	Trevor Wilson (Kansas) vs UCF (10/07/2023)
82	Gavin Freeman (Oklahoma) vs Arkansas St. (09/02/2023)
Punt return avg	
82	Trevor Wilson (Kansas) vs UCF (10/07/2023) [82-1]
48	Malik Fleming (Houston) vs UTSA (09/02/2023) [48-1]
Kick returns	
6	Corey Gordon Jr. (Baylor) vs Texas St. (09/02/2023)
Kick return yards	
145	Corey Gordon Jr. (Baylor) vs Texas St. (09/02/2023)
140	Major Everhart (TCU) vs Colorado (09/02/2023)
Kick return avg	
61.5	Matthew Golden (Houston) vs West Virginia (10/12/2023) [123-2]
56	Drae McCray (Texas Tech) vs Houston (09/30/2023) [112-2]
Longest kick return	
100	Matthew Golden (Houston) vs West Virginia (10/12/2023)
100	Drae McCray (Texas Tech) vs Houston (09/30/2023)
Kick return TDs	
1	Matthew Golden (Houston) vs West Virginia (10/12/2023)
1	Drae McCray (Texas Tech) vs Houston (09/30/2023)
1	Matthew Golden (Houston) vs TCU (09/16/2023)
Combined PR/KR yards	
145	Corey Gordon Jr. (Baylor) vs Texas St. (09/02/2023) [0pr,145kr]
140	Major Everhart (TCU) vs Colorado (09/02/2023) [0pr,140kr]
Interceptions	
2	Demari Henderson (UCF) vs Oklahoma St. (11/11/2023)
2	Jacob Parrish (Kansas St.) at Texas (11/04/2023)
2	Dadrion Taylor-Demerson (Texas Tech) vs TCU (11/02/2023)
2	Beanie Bishop Jr. (West Virginia) at UCF (10/28/2023)
2	Kobe Savage (Kansas St.) at Texas Tech (10/14/2023)
2	Beau Freyler (Iowa St.) vs TCU (10/07/2023)
2	Cameron Epps (Oklahoma St.) vs Kansas St. (10/06/2023)
2	Malik Dunlap (Texas Tech) vs Tarleton St. (09/16/2023)
2	Jakob Robinson (BYU) vs Sam Houston (09/02/2023)
2	Malik Fleming (Houston) vs UTSA (09/02/2023)
2	Jeremiah Cooper (Iowa St.) vs UNI (09/02/2023)
Interception return yds	
88	Jeremiah Cooper (Iowa St.) vs UNI (09/02/2023)
56	Malik Dunlap (Texas Tech) vs Tarleton St. (09/16/2023)
Interception return avg	
53	Josh Newton (TCU) vs SMU (09/23/2023) [53-1]
50	Ra'Mello Dotson (Kansas) at Iowa St. (11/04/2023) [50-1]



**2023-24 Big 12 Football
Conference Individual Game Highs
All games**

Longest interception rtn	
58	Jeremiah Cooper (Iowa St.) vs UNI (09/02/2023)
54	Malik Dunlap (Texas Tech) vs Tarleton St. (09/16/2023)
All-purpose yards	
293	DJ Giddens (Kansas St.) vs UCF (09/23/2023)
292	Ollie Gordon (Oklahoma St.) vs Cincinnati (10/28/2023)
Tackles	
17	Nickolas Martin (Oklahoma St.) at West Virginia (10/21/2023) [10-7]
17	Nickolas Martin (Oklahoma St.) vs Kansas St. (10/06/2023) [10-7]
17	Danny Stutsman (Oklahoma) vs SMU (09/09/2023) [5-12]
Sacks	
3	Nelson Ceaser (Houston) at Baylor (11/04/2023) [0-3]
3	Steve Linton (Texas Tech) at Baylor (10/07/2023) [0-3]
Tackles for loss	
3.5	Matt Jones (Baylor) at UCF (09/30/2023) [3-1]
3.5	Matt Jones (Baylor) vs Texas (09/23/2023) [3-1]
3.5	Danny Stutsman (Oklahoma) at Cincinnati (09/23/2023) [3-1]



**2023-24 Big 12 Football
Conference Individual Game Highs
All games**

200-Yard Rushing Performances

- 282 Ollie Gordon (Oklahoma St.) at West Virginia (10/21/2023)
- 271 Ollie Gordon (Oklahoma St.) vs Cincinnati (10/28/2023)
- 218 Jonathon Brooks (Texas) vs Kansas (09/30/2023)
- 207 DJ Giddens (Kansas St.) vs UCF (09/23/2023)
- 206 RJ Harvey (UCF) vs Oklahoma St. (11/11/2023)

100-Yard Rushing Performances

- 282 Ollie Gordon (Oklahoma St.) at West Virginia (10/21/2023)
- 271 Ollie Gordon (Oklahoma St.) vs Cincinnati (10/28/2023)
- 218 Jonathon Brooks (Texas) vs Kansas (09/30/2023)
- 207 DJ Giddens (Kansas St.) vs UCF (09/23/2023)
- 206 RJ Harvey (UCF) vs Oklahoma St. (11/11/2023)
- 170 Tahj Brooks (Texas Tech) at Baylor (10/07/2023)
- 168 Ollie Gordon (Oklahoma St.) vs Kansas (10/14/2023)
- 164 RJ Harvey (UCF) at Cincinnati (11/04/2023)
- 164 Jonathon Brooks (Texas) vs Wyoming (09/16/2023)
- 164 Emani Bailey (TCU) vs Colorado (09/02/2023)
- 158 Tahj Brooks (Texas Tech) vs Tarleton St. (09/16/2023)
- 154 Devin Neal (Kansas) vs UCF (10/07/2023)
- 153 Corey Kiner (Cincinnati) at Pittsburgh (09/09/2023)
- 152 Emani Bailey (TCU) at Iowa St. (10/07/2023)
- 149 Tahj Brooks (Texas Tech) at West Virginia (09/23/2023)
- 146 Jahiem White (West Virginia) vs BYU (11/04/2023)
- 146 Tahj Brooks (Texas Tech) vs TCU (11/02/2023)
- 146 Tawee Walker (Oklahoma) at Kansas (10/28/2023)
- 138 Ollie Gordon (Oklahoma St.) vs Oklahoma (11/04/2023)
- 137 Devin Neal (Kansas) vs Texas Tech (11/11/2023)
- 136 Ollie Gordon (Oklahoma St.) vs Kansas St. (10/06/2023)
- 135 Gavin Sawchuk (Oklahoma) vs West Virginia (11/11/2023)
- 134 Daniel Hishaw (Kansas) vs UCF (10/07/2023)
- 133 Tahj Brooks (Texas Tech) at Kansas (11/11/2023)
- 133 RJ Harvey (UCF) at Kansas (10/07/2023)
- 129 Corey Kiner (Cincinnati) at Houston (11/11/2023)
- 129 Corey Kiner (Cincinnati) vs Baylor (10/21/2023)
- 129 Jonathon Brooks (Texas) vs Oklahoma (N) (10/07/2023)
- 128 DJ Giddens (Kansas St.) vs Southeast Mo. St. (09/02/2023)
- 126 Emani Bailey (TCU) vs SMU (09/23/2023)
- 126 Emani Bailey (TCU) at Houston (09/16/2023)
- 121 CJ Donaldson (West Virginia) at UCF (10/28/2023)
- 121 Ollie Gordon (Oklahoma St.) at Iowa St. (09/23/2023)
- 120 Devin Neal (Kansas) vs Illinois (09/08/2023)
- 118 Treshaun Ward (Kansas St.) at Texas Tech (10/14/2023)
- 117 Garrett Greene (West Virginia) vs Oklahoma St. (10/21/2023)
- 117 Tawee Walker (Oklahoma) vs SMU (09/09/2023)
- 115 DJ Giddens (Kansas St.) vs Baylor (11/11/2023)
- 114 Corey Kiner (Cincinnati) vs UCF (11/04/2023)
- 113 Ryan Montgomery (Cincinnati) vs UCF (11/04/2023)
- 113 Dillon Gabriel (Oklahoma) vs Texas (N) (10/07/2023)
- 112 Jonathon Brooks (Texas) vs Kansas St. (11/04/2023)
- 112 Devin Neal (Kansas) vs Oklahoma (10/28/2023)
- 111 Gavin Sawchuk (Oklahoma) at Oklahoma St. (11/04/2023)
- 111 Cam'Ron Valdez (Texas Tech) vs Houston (09/30/2023)
- 111 Dawson Pendergrass (Baylor) vs LIU (09/16/2023)
- 110 Abu Sama (Iowa St.) at BYU (11/11/2023)
- 110 Jahiem White (West Virginia) vs Duquesne (09/09/2023)
- 106 Jonathon Brooks (Texas) at Baylor (09/23/2023)



**2023-24 Big 12 Football
Conference Individual Game Highs
All games**

105	Johnny Richardson (UCF) vs Baylor (09/30/2023)
105	Parker Jenkins (Houston) vs Sam Houston (09/23/2023)
105	Corey Kiner (Cincinnati) vs Eastern Ky. (09/02/2023)
104	Jonathon Brooks (Texas) at TCU (11/11/2023)
104	Will Howard (Kansas St.) at Oklahoma St. (10/06/2023)
104	Ryan Montgomery (Cincinnati) vs Miami (OH) (09/16/2023)
103	Myles Montgomery (Cincinnati) vs Baylor (10/21/2023)
102	CJ Donaldson (West Virginia) vs BYU (11/04/2023)
102	CJ Donaldson (West Virginia) vs Pittsburgh (09/16/2023)
101	Tahj Brooks (Texas Tech) at BYU (10/21/2023)
101	RJ Harvey (UCF) at Oklahoma (10/21/2023)
101	Tahj Brooks (Texas Tech) vs Houston (09/30/2023)
101	Emory Jones (Cincinnati) vs Miami (OH) (09/16/2023)
101	Tyler Shough (Texas Tech) vs Oregon (09/09/2023)
100	RJ Harvey (UCF) vs West Virginia (10/28/2023)
100	Emani Bailey (TCU) at Kansas St. (10/21/2023)
100	Richard Reese (Baylor) at UCF (09/30/2023)
100	Johnny Richardson (UCF) vs Kent St. (08/31/2023)

Number of 100-Yard Rushing Performances

7	Tahj Brooks, Texas Tech
6	Ollie Gordon, Oklahoma St.
6	Jonathon Brooks, Texas
5	RJ Harvey, UCF
5	Emani Bailey, TCU
5	Corey Kiner, Cincinnati
4	Devin Neal, Kansas
3	DJ Giddens, Kansas St.
3	CJ Donaldson, West Virginia
2	Jahiem White, West Virginia
2	Tawee Walker, Oklahoma
2	Gavin Sawchuk, Oklahoma
2	Ryan Montgomery, Cincinnati
2	Johnny Richardson, UCF
1	Daniel Hishaw, Kansas
1	Treshaun Ward, Kansas St.
1	Garrett Greene, West Virginia
1	Dillon Gabriel, Oklahoma
1	Cam'Ron Valdez, Texas Tech
1	Dawson Pendergrass, Baylor
1	Abu Sama, Iowa St.
1	Parker Jenkins, Houston
1	Will Howard, Kansas St.
1	Myles Montgomery, Cincinnati
1	Emory Jones, Cincinnati
1	Tyler Shough, Texas Tech
1	Richard Reese, Baylor

500-Yard Passing Performances

400-Yard Passing Performances

439	Josh Hoover (TCU) vs BYU (10/14/2023)
423	Dillon Gabriel (Oklahoma) vs West Virginia (11/11/2023)
421	Dillon Gabriel (Oklahoma) at Tulsa (09/16/2023)
410	Jason Bean (Kansas) at Oklahoma St. (10/14/2023)

300-Yard Passing Performances

439	Josh Hoover (TCU) vs BYU (10/14/2023)
423	Dillon Gabriel (Oklahoma) vs West Virginia (11/11/2023)
421	Dillon Gabriel (Oklahoma) at Tulsa (09/16/2023)



**2023-24 Big 12 Football
Conference Individual Game Highs
All games**

- 410 Jason Bean (Kansas) at Oklahoma St. (10/14/2023)
- 391 Garrett Greene (West Virginia) at Houston (10/12/2023)
- 378 Donovan Smith (Houston) vs Texas (10/21/2023)
- 366 Dillon Gabriel (Oklahoma) vs Iowa St. (09/30/2023)
- 357 Kedon Slovis (BYU) at Kansas (09/23/2023)
- 353 Josh Hoover (TCU) at Texas Tech (11/02/2023)
- 349 Quinn Ewers (Texas) at Alabama (09/09/2023)
- 348 Rocco Becht (Iowa St.) vs Oklahoma St. (09/23/2023)
- 348 Kedon Slovis (BYU) vs Southern Utah (09/09/2023)
- 346 Quinn Ewers (Texas) vs Oklahoma (N) (10/07/2023)
- 345 Emory Jones (Cincinnati) vs Eastern Ky. (09/02/2023)
- 344 Dillon Gabriel (Oklahoma) at Oklahoma St. (11/04/2023)
- 338 Tyler Shough (Texas Tech) at Wyoming (09/02/2023)
- 336 Alan Bowman (Oklahoma St.) vs Kansas (10/14/2023)
- 336 Donovan Smith (Houston) at Texas Tech (09/30/2023)
- 334 Alan Bowman (Oklahoma St.) vs Oklahoma (11/04/2023)
- 327 Will Howard (Kansas St.) at Texas (11/04/2023)
- 325 Quinn Ewers (Texas) vs Kansas (09/30/2023)
- 324 Blake Shapen (Baylor) vs Texas Tech (10/07/2023)
- 322 Dillon Gabriel (Oklahoma) at Cincinnati (09/23/2023)
- 321 Timmy McClain (UCF) vs Villanova (09/16/2023)
- 317 Quinn Ewers (Texas) at TCU (11/11/2023)
- 316 Blake Shapen (Baylor) at Cincinnati (10/21/2023)
- 314 Chandler Morris (TCU) at Houston (09/16/2023)
- 308 Dillon Gabriel (Oklahoma) vs Arkansas St. (09/02/2023)
- 303 Blake Shapen (Baylor) vs Texas St. (09/02/2023)
- 302 Josh Hoover (TCU) vs Texas (11/11/2023)

Number of 300-Yard Passing Performances

- 6 Dillon Gabriel, Oklahoma
- 4 Quinn Ewers, Texas
- 3 Josh Hoover, TCU
- 3 Blake Shapen, Baylor
- 2 Donovan Smith, Houston
- 2 Kedon Slovis, BYU
- 2 Alan Bowman, Oklahoma St.
- 1 Jason Bean, Kansas
- 1 Garrett Greene, West Virginia
- 1 Rocco Becht, Iowa St.
- 1 Emory Jones, Cincinnati
- 1 Tyler Shough, Texas Tech
- 1 Will Howard, Kansas St.
- 1 Timmy McClain, UCF
- 1 Chandler Morris, TCU

200-Yard Receiving Performances

100-Yard Receiving Performances

- 177 Hudson Clement (West Virginia) vs Duquesne (09/09/2023)
- 172 Jayden Higgins (Iowa St.) at Cincinnati (10/14/2023)
- 164 Savion Williams (TCU) vs Texas (11/11/2023)
- 164 Drake Stoops (Oklahoma) vs West Virginia (11/11/2023)
- 150 Monaray Baldwin (Baylor) at UCF (09/30/2023)
- 149 Adonai Mitchell (Texas) vs Kansas St. (11/04/2023)
- 149 Leon Johnson III (Oklahoma St.) vs Cincinnati (10/28/2023)
- 149 Xzavier Henderson (Cincinnati) vs Eastern Ky. (09/02/2023)
- 147 Kobe Hudson (UCF) vs Villanova (09/16/2023)
- 146 Jaylin Noel (Iowa St.) vs Oklahoma St. (09/23/2023)
- 141 Adonai Mitchell (Texas) vs Kansas (09/30/2023)



**2023-24 Big 12 Football
Conference Individual Game Highs
All games**

140	Xzavier Henderson (Cincinnati) vs Miami (OH) (09/16/2023)
138	Kobe Hudson (UCF) at Kansas St. (09/23/2023)
138	Samuel Brown (Houston) at Rice (09/09/2023)
137	Xavier Worthy (Texas) at TCU (11/11/2023)
136	Rashod Owens (Oklahoma St.) vs Oklahoma (11/04/2023)
134	Drake Stoops (Oklahoma) at Oklahoma St. (11/04/2023)
134	Javon Baker (UCF) at Oklahoma (10/21/2023)
134	Kobe Hudson (UCF) at Boise St. (09/09/2023)
131	Chase Roberts (BYU) vs Cincinnati (09/29/2023)
130	Ketron Jackson Jr. (Baylor) at Cincinnati (10/21/2023)
130	Jalil Farooq (Oklahoma) vs Texas (N) (10/07/2023)
126	Monaray Baldwin (Baylor) vs Texas Tech (10/07/2023)
126	Jalil Farooq (Oklahoma) at Tulsa (09/16/2023)
120	Nic Anderson (Oklahoma) at Tulsa (09/16/2023)
119	Nic Anderson (Oklahoma) vs West Virginia (11/11/2023)
119	RJ Garcia II (Kansas St.) vs Southeast Mo. St. (09/02/2023)
117	Monaray Baldwin (Baylor) vs Iowa St. (10/28/2023)
117	Andrel Anthony (Oklahoma) at Cincinnati (09/23/2023)
116	Ollie Gordon (Oklahoma St.) vs Kansas (10/14/2023)
116	Devin Carter (West Virginia) at Houston (10/12/2023)
115	Jordan Whittington (Texas) vs Oklahoma (N) (10/07/2023)
114	Braden Smith (Cincinnati) vs UCF (11/04/2023)
114	Ja'Tavion Sanders (Texas) at Alabama (09/09/2023)
113	Javon Baker (UCF) vs Baylor (09/30/2023)
113	Samuel Brown (Houston) at Texas Tech (09/30/2023)
112	Javon Baker (UCF) vs Oklahoma St. (11/11/2023)
112	Lawrence Arnold (Kansas) at Iowa St. (11/04/2023)
112	Rashod Owens (Oklahoma St.) vs Kansas (10/14/2023)
112	Andrel Anthony (Oklahoma) at Tulsa (09/16/2023)
112	Isaac Rex (BYU) vs Southern Utah (09/09/2023)
110	Ja'Tavion Sanders (Texas) at Baylor (09/23/2023)
108	Xavier Worthy (Texas) vs Oklahoma (N) (10/07/2023)
106	Samuel Brown (Houston) vs UTSA (09/02/2023)
105	Drake Dabney (Baylor) at Kansas St. (11/11/2023)
105	Nic Anderson (Oklahoma) vs UCF (10/21/2023)
104	JP Richardson (TCU) vs BYU (10/14/2023)
102	Coy Eakin (Texas Tech) vs Kansas St. (10/14/2023)
101	Drake Dabney (Baylor) vs Texas St. (09/02/2023)
100	Ben Sinnott (Kansas St.) vs Southeast Mo. St. (09/02/2023)

Number of 100-Yard Receiving Performances

3	Monaray Baldwin, Baylor
3	Kobe Hudson, UCF
3	Samuel Brown, Houston
3	Javon Baker, UCF
3	Nic Anderson, Oklahoma
2	Drake Stoops, Oklahoma
2	Adonai Mitchell, Texas
2	Xzavier Henderson, Cincinnati
2	Xavier Worthy, Texas
2	Rashod Owens, Oklahoma St.
2	Jalil Farooq, Oklahoma
2	Andrel Anthony, Oklahoma
2	Ja'Tavion Sanders, Texas
2	Drake Dabney, Baylor
1	Hudson Clement, West Virginia
1	Jayden Higgins, Iowa St.



**2023-24 Big 12 Football
Conference Individual Game Highs
All games**

- 1 Savion Williams, TCU
- 1 Leon Johnson III, Oklahoma St.
- 1 Jaylin Noel, Iowa St.
- 1 Chase Roberts, BYU
- 1 Ketron Jackson Jr., Baylor
- 1 RJ Garcia II, Kansas St.
- 1 Ollie Gordon, Oklahoma St.
- 1 Devin Carter, West Virginia
- 1 Jordan Whittington, Texas
- 1 Braden Smith, Cincinnati
- 1 Lawrence Arnold, Kansas
- 1 Isaac Rex, BYU
- 1 JP Richardson, TCU
- 1 Coy Eakin, Texas Tech
- 1 Ben Sinnott, Kansas St.



2023-24 Big 12 Football
Team Highs
All games

POINTS	73	Oklahoma vs Arkansas St. (09/02/2023)
POINTS SCORED KICKING	17	Oklahoma St. vs Kansas St. (10/06/2023)
TOUCHDOWNS	10	Oklahoma vs Arkansas St. (09/02/2023)
TOTAL OFFENSE YARDS	723	UCF vs Kent St. (08/31/2023)
TOTAL OFFENSE PLAYS	91	Cincinnati vs Miami (OH) (09/16/2023)
TOTAL OFFENSE YARDS/PLAY	9.4	Oklahoma at Tulsa (09/16/2023)
RUSHING YARDS	399	Kansas vs UCF (10/07/2023)
RUSHING ATTEMPTS	57	Cincinnati vs Miami (OH) (09/16/2023)
YARDS PER RUSH	8.5	Oklahoma St. at West Virginia (10/21/2023)
RUSHING TDS	6	Kansas St. vs UCF (09/23/2023)
	6	Oklahoma vs Arkansas St. (09/02/2023)
LONGEST RUSH	92	UCF vs Oklahoma St. (11/11/2023)
PASSING YARDS	476	Oklahoma at Tulsa (09/16/2023)
PASSING ATTEMPTS	59	TCU vs BYU (10/14/2023)
PASSING TDS	6	Oklahoma at Tulsa (09/16/2023)
	6	Cincinnati vs Eastern Ky. (09/02/2023)
LONGEST PASS	86	UCF at Oklahoma (10/21/2023)
PASSES COMPLETED	38	TCU vs BYU (10/14/2023)
HAD INTERCEPTED	4	TCU at Iowa St. (10/07/2023)
PASS COMPLETION PCT	90.9	Oklahoma vs Arkansas St. (09/02/2023)
PASSING YARDS/ATTEMPT	16.2	Cincinnati vs Eastern Ky. (09/02/2023)
YARDS PER CATCH	24.9	UCF vs Oklahoma St. (11/11/2023)
FIELD GOAL ATTEMPTS	6	Oklahoma St. vs Kansas St. (10/06/2023)
FIELD GOALS MADE	5	Oklahoma St. vs Kansas St. (10/06/2023)
LONGEST FIELD GOAL	57	TCU vs Nicholls (09/09/2023)



2023-24 Big 12 Football
Team Highs
All games

FIELD GOAL PCT	
100.0	Iowa St. at BYU (11/11/2023)
100.0	TCU vs Texas (11/11/2023)
100.0	Texas at TCU (11/11/2023)
100.0	Oklahoma vs West Virginia (11/11/2023)
100.0	Cincinnati at Houston (11/11/2023)
100.0	UCF vs Oklahoma St. (11/11/2023)
100.0	Oklahoma St. at UCF (11/11/2023)
100.0	Kansas St. vs Baylor (11/11/2023)
100.0	Kansas vs Texas Tech (11/11/2023)
100.0	West Virginia vs BYU (11/04/2023)
100.0	Iowa St. vs Kansas (11/04/2023)
100.0	Cincinnati vs UCF (11/04/2023)
100.0	Oklahoma St. vs Oklahoma (11/04/2023)
100.0	Texas vs Kansas St. (11/04/2023)
100.0	Texas Tech vs TCU (11/02/2023)
100.0	BYU at Texas (10/28/2023)
100.0	Iowa St. at Baylor (10/28/2023)
100.0	West Virginia at UCF (10/28/2023)
100.0	Kansas St. vs TCU (10/21/2023)
100.0	TCU at Kansas St. (10/21/2023)
100.0	BYU vs Texas Tech (10/21/2023)
100.0	West Virginia vs Oklahoma St. (10/21/2023)
100.0	Houston vs Texas (10/21/2023)
100.0	Texas at Houston (10/21/2023)
100.0	Baylor at Cincinnati (10/21/2023)
100.0	UCF at Oklahoma (10/21/2023)
100.0	Kansas St. at Texas Tech (10/14/2023)
100.0	BYU at TCU (10/14/2023)
100.0	TCU vs BYU (10/14/2023)
100.0	Cincinnati vs Iowa St. (10/14/2023)
100.0	Iowa St. at Cincinnati (10/14/2023)
100.0	West Virginia at Houston (10/12/2023)
100.0	Baylor vs Texas Tech (10/07/2023)
100.0	Texas Tech at Baylor (10/07/2023)
100.0	Texas vs Oklahoma (N) (10/07/2023)
100.0	Iowa St. at Oklahoma (09/30/2023)
100.0	Cincinnati at BYU (09/29/2023)
100.0	Baylor vs Texas (09/23/2023)
100.0	Texas Tech at West Virginia (09/23/2023)
100.0	West Virginia vs Texas Tech (09/23/2023)
100.0	Iowa St. vs Oklahoma St. (09/23/2023)
100.0	Oklahoma St. at Iowa St. (09/23/2023)
100.0	BYU at Kansas (09/23/2023)
100.0	Kansas vs BYU (09/23/2023)
100.0	Oklahoma at Cincinnati (09/23/2023)
100.0	TCU vs SMU (09/23/2023)
100.0	Kansas at Nevada (09/16/2023)
100.0	West Virginia vs Pittsburgh (09/16/2023)
100.0	Texas vs Wyoming (09/16/2023)
100.0	UCF vs Villanova (09/16/2023)
100.0	Texas Tech vs Tarleton St. (09/16/2023)
100.0	Oklahoma at Tulsa (09/16/2023)
100.0	TCU vs Nicholls (09/09/2023)
100.0	Cincinnati at Pittsburgh (09/09/2023)
100.0	UCF at Boise St. (09/09/2023)
100.0	Kansas vs Illinois (09/08/2023)



**2023-24 Big 12 Football
Team Highs
All games**

PAT KICKS ATTEMPTED	10	Oklahoma vs Arkansas St. (09/02/2023)
PAT KICKS MADE	10	Oklahoma vs Arkansas St. (09/02/2023)



2023-24 Big 12 Football
Team Highs
All games

PAT KICKS PCT	
100.0	BYU vs Iowa St. (11/11/2023)
100.0	Iowa St. at BYU (11/11/2023)
100.0	TCU vs Texas (11/11/2023)
100.0	Texas at TCU (11/11/2023)
100.0	Oklahoma vs West Virginia (11/11/2023)
100.0	Cincinnati at Houston (11/11/2023)
100.0	West Virginia at Oklahoma (11/11/2023)
100.0	Houston vs Cincinnati (11/11/2023)
100.0	UCF vs Oklahoma St. (11/11/2023)
100.0	Kansas St. vs Baylor (11/11/2023)
100.0	Kansas vs Texas Tech (11/11/2023)
100.0	Texas Tech at Kansas (11/11/2023)
100.0	BYU at West Virginia (11/04/2023)
100.0	West Virginia vs BYU (11/04/2023)
100.0	Iowa St. vs Kansas (11/04/2023)
100.0	Kansas at Iowa St. (11/04/2023)
100.0	UCF at Cincinnati (11/04/2023)
100.0	Cincinnati vs UCF (11/04/2023)
100.0	Baylor vs Houston (11/04/2023)
100.0	Houston at Baylor (11/04/2023)
100.0	Oklahoma at Oklahoma St. (11/04/2023)
100.0	Oklahoma St. vs Oklahoma (11/04/2023)
100.0	Kansas St. at Texas (11/04/2023)
100.0	Texas vs Kansas St. (11/04/2023)
100.0	TCU at Texas Tech (11/02/2023)
100.0	Texas Tech vs TCU (11/02/2023)
100.0	Cincinnati at Oklahoma St. (10/28/2023)
100.0	Oklahoma St. vs Cincinnati (10/28/2023)
100.0	Texas vs BYU (10/28/2023)
100.0	Iowa St. at Baylor (10/28/2023)
100.0	West Virginia at UCF (10/28/2023)
100.0	UCF vs West Virginia (10/28/2023)
100.0	Kansas vs Oklahoma (10/28/2023)
100.0	Oklahoma at Kansas (10/28/2023)
100.0	Kansas St. vs TCU (10/21/2023)
100.0	BYU vs Texas Tech (10/21/2023)
100.0	Texas Tech at BYU (10/21/2023)
100.0	Oklahoma St. at West Virginia (10/21/2023)
100.0	West Virginia vs Oklahoma St. (10/21/2023)
100.0	Houston vs Texas (10/21/2023)
100.0	Texas at Houston (10/21/2023)
100.0	Cincinnati vs Baylor (10/21/2023)
100.0	Baylor at Cincinnati (10/21/2023)
100.0	UCF at Oklahoma (10/21/2023)
100.0	Oklahoma vs UCF (10/21/2023)
100.0	Kansas St. at Texas Tech (10/14/2023)
100.0	Texas Tech vs Kansas St. (10/14/2023)
100.0	Oklahoma St. vs Kansas (10/14/2023)
100.0	TCU vs BYU (10/14/2023)
100.0	Cincinnati vs Iowa St. (10/14/2023)
100.0	Iowa St. at Cincinnati (10/14/2023)
100.0	Houston vs West Virginia (10/12/2023)
100.0	West Virginia at Houston (10/12/2023)
100.0	TCU at Iowa St. (10/07/2023)
100.0	Texas Tech at Baylor (10/07/2023)
100.0	Iowa St. vs TCU (10/07/2023)



**2023-24 Big 12 Football
Team Highs
All games**

2 POINTS PATS MADE	2	Baylor at UCF (09/30/2023)
PUNTS	9	Oklahoma St. vs South Alabama (09/16/2023)
	9	BYU vs Sam Houston (09/02/2023)
LONGEST PUNT	70	BYU vs Texas Tech (10/21/2023)
	70	Iowa St. vs UNI (09/02/2023)
YARDS PUNTED	447	BYU vs Sam Houston (09/02/2023)
PUNTING AVG	57.0	Kansas St. vs UCF (09/23/2023)
PUNT RETURNS	6	UCF vs Villanova (09/16/2023)
PUNT RETURN YARDS	101	Baylor at Kansas St. (11/11/2023)
PUNT RETURN AVG	82.0	Kansas vs UCF (10/07/2023)
LONGEST PUNT RETURN	82	Kansas vs UCF (10/07/2023)
	82	Oklahoma vs Arkansas St. (09/02/2023)
KICK RETURN	8	Baylor at Kansas St. (11/11/2023)
KICK RETURN YARDS	201	Houston vs TCU (09/16/2023)
KICK RETURN AVERAGE	56.0	Texas Tech vs Houston (09/30/2023)
LONGEST KICK RETURN	100	Houston vs West Virginia (10/12/2023)
	100	Texas Tech vs Houston (09/30/2023)
KICK RETURN TDS	1	Houston vs West Virginia (10/12/2023)
	1	Texas Tech vs Houston (09/30/2023)
	1	Houston vs TCU (09/16/2023)
INTERCEPTIONS	5	Oklahoma at Tulsa (09/16/2023)
INTERCEPTION RETURN YARDS	92	BYU vs Texas Tech (10/21/2023)
INTERCEPTION RETURN AVERAGE	50.0	Kansas at Iowa St. (11/04/2023)
LONGEST INTERCEPTION RETURN	58	Iowa St. vs UNI (09/02/2023)
INTERCEPTION RETURN TDS	1	Kansas St. vs Baylor (11/11/2023)
	1	Kansas at Iowa St. (11/04/2023)
	1	Kansas vs Oklahoma (10/28/2023)
	1	TCU vs BYU (10/14/2023)
	1	Oklahoma St. vs Kansas St. (10/06/2023)
	1	Oklahoma vs Iowa St. (09/30/2023)
	1	BYU vs Cincinnati (09/29/2023)
	1	Kansas vs BYU (09/23/2023)
	1	Texas vs Wyoming (09/16/2023)
	1	Texas Tech vs Tarleton St. (09/16/2023)
	1	Oklahoma at Tulsa (09/16/2023)
	1	Iowa St. vs UNI (09/02/2023)
FUMBLES LOST	3	Baylor at Kansas St. (11/11/2023)
FUMBLES RECOVERED	3	Kansas St. vs Baylor (11/11/2023)
SACKED BY OPP	6	Baylor vs Texas Tech (10/07/2023)
	6	Houston vs TCU (09/16/2023)
QB SACKS	8	Cincinnati vs Oklahoma (09/23/2023)
TURNOVERS COMMITTED	5	Texas Tech at BYU (10/21/2023)
TURNOVERS CAUSED	5	BYU vs Texas Tech (10/21/2023)
	5	Oklahoma at Tulsa (09/16/2023)
KICKS BLOCKED	2	Kansas at Oklahoma St. (10/14/2023)
	2	TCU vs West Virginia (09/30/2023)
FIRST DOWNS	16	Oklahoma vs Arkansas St. (09/02/2023)
1ST DOWN RUSHING	20	Kansas St. vs TCU (10/21/2023)
1ST DOWN PASSING	23	TCU vs BYU (10/14/2023)
1ST DOWN BY PENALTY	6	Texas Tech vs Oregon (09/09/2023)
PENALTIES	11	Oklahoma at Kansas (10/28/2023)
	11	Houston vs Sam Houston (09/23/2023)
PENALTIES YARDS	101	Oklahoma at Kansas (10/28/2023)



**2023-24 Big 12 Football
Team Lows
All games**

TOTAL OFFENSE YARDS	208	Houston at Kansas St. (10/28/2023)
	208	Oklahoma St. vs South Alabama (09/16/2023)
TOTAL OFFENSE YARDS/PLAY	3.3	Oklahoma St. vs South Alabama (09/16/2023)
RUSHING YARDS	9	BYU at Kansas (09/23/2023)
RUSHING ATTEMPTS	19	Houston vs Texas (10/21/2023)
YARDS PER RUSH	0.4	BYU at Kansas (09/23/2023)
LONGEST RUSH	7	BYU at Kansas (09/23/2023)
PASSING ATTEMPTS	11	West Virginia vs Pittsburgh (09/16/2023)
PASSING YARDS	60	West Virginia vs Pittsburgh (09/16/2023)
YARDS PER COMPLETION	6.3	Houston at Kansas St. (10/28/2023)
PASSES COMPLETED	6	West Virginia vs Pittsburgh (09/16/2023)
PASS COMPLETION PCT	32.3	West Virginia at Oklahoma (11/11/2023)
LONGEST PASS	15	West Virginia vs Pittsburgh (09/16/2023)
	15	Oklahoma St. vs South Alabama (09/16/2023)
FIRST DOWNS	1	Cincinnati vs Iowa St. (10/14/2023)
1ST DOWN RUSHING	1	BYU at Kansas (09/23/2023)
	1	BYU vs Southern Utah (09/09/2023)
1ST DOWN PASSING	3	Houston vs Cincinnati (11/11/2023)
	3	West Virginia vs Pittsburgh (09/16/2023)
1ST DOWN BY PENALTY	0	Oklahoma vs West Virginia (11/11/2023)
	0	Oklahoma St. at UCF (11/11/2023)
	0	Cincinnati vs UCF (11/04/2023)
	0	Baylor vs Houston (11/04/2023)
	0	Oklahoma at Oklahoma St. (11/04/2023)
	0	Texas vs Kansas St. (11/04/2023)
	0	Texas vs BYU (10/28/2023)
	0	Iowa St. at Baylor (10/28/2023)
	0	Houston at Kansas St. (10/28/2023)
	0	BYU vs Texas Tech (10/21/2023)
	0	Texas at Houston (10/21/2023)
	0	Cincinnati vs Baylor (10/21/2023)
	0	Kansas at Oklahoma St. (10/14/2023)
	0	Oklahoma St. vs Kansas (10/14/2023)
	0	TCU at Iowa St. (10/07/2023)
	0	UCF at Kansas (10/07/2023)
	0	Kansas St. at Oklahoma St. (10/06/2023)
	0	Oklahoma St. vs Kansas St. (10/06/2023)
	0	TCU vs West Virginia (09/30/2023)
	0	Iowa St. at Oklahoma (09/30/2023)
	0	Texas vs Kansas (09/30/2023)
	0	Houston at Texas Tech (09/30/2023)
	0	Cincinnati at BYU (09/29/2023)
	0	Texas Tech at West Virginia (09/23/2023)
	0	Oklahoma St. at Iowa St. (09/23/2023)
	0	TCU vs SMU (09/23/2023)
	0	Texas vs Wyoming (09/16/2023)
	0	UCF vs Villanova (09/16/2023)
	0	Oklahoma St. vs South Alabama (09/16/2023)
	0	TCU vs Nicholls (09/09/2023)
	0	Oklahoma vs SMU (09/09/2023)
	0	Iowa St. vs Iowa (09/09/2023)
	0	BYU vs Sam Houston (09/02/2023)
	0	West Virginia at Penn St. (09/02/2023)
	0	Texas Tech at Wyoming (09/02/2023)
	0	Cincinnati vs Eastern Ky. (09/02/2023)



2023-24 Big 12 Football
Team Lows
All games

PENALTIES	1	Kansas St. vs Houston (10/28/2023)
	1	Houston vs Texas (10/21/2023)
	1	Baylor vs Texas Tech (10/07/2023)
	1	Iowa St. vs TCU (10/07/2023)
	1	Texas Tech vs Houston (09/30/2023)
PENALTIES YARDS	5	Kansas St. vs Houston (10/28/2023)
	5	Texas Tech vs Houston (09/30/2023)



2023-24 Big 12 Football
Standings
All games

Page 1/1
as of Nov 12, 2023

Team	Overall	Pct.	Conference	Pct.	PF	PA	Home	Away	Neut	Streak
Texas	9-1	.900	6-1	.857	338	184	5-0	4-0	0-1	W 4
Oklahoma	8-2	.800	5-2	.714	418	198	5-0	2-2	1-0	W 1
Kansas St.	7-3	.700	5-2	.714	388	185	6-0	1-3	0-0	W 1
Oklahoma St.	7-3	.700	5-2	.714	279	264	5-1	2-2	0-0	L 1
Iowa St.	6-4	.600	5-2	.714	257	199	3-2	3-2	0-0	W 1
Kansas	7-3	.700	4-3	.571	327	262	5-1	2-2	0-0	L 1
West Virginia	6-4	.600	4-3	.571	303	278	4-1	2-3	0-0	L 1
Texas Tech	5-5	.500	4-3	.571	291	244	3-2	2-3	0-0	W 2
BYU	5-5	.500	2-5	.286	219	287	4-1	1-4	0-0	L 3
UCF	5-5	.500	2-5	.286	340	268	3-2	2-3	0-0	W 2
TCU	4-6	.400	2-5	.286	289	248	3-3	1-3	0-0	L 3
Houston	4-6	.400	2-5	.286	241	308	3-3	1-3	0-0	L 1
Baylor	3-7	.300	2-5	.286	229	324	1-6	2-1	0-0	L 3
Cincinnati	3-7	.300	1-6	.143	252	269	1-5	2-2	0-0	W 1



**2023-24 Big 12 Football
Individual Statistics
In Conference games**

RUSHING (Minimum Games Played Pct. 75%, 10 Rushing Attempts/Game)

#	Player	G	Att.	Yds	Avg.	TD	Lg	Avg/g
1	Gordon, Ollie - OSU	7	167	1141	6.83	10	75	163.00
2	Brooks, Tahj - TTU	7	188	898	4.78	7	30	128.29
3	Brooks, Jonathon - UT	7	140	866	6.19	9	67	123.71
4	Harvey, RJ - UCF	7	131	843	6.44	8	92	120.43
5	Neal, Devin - KU	7	115	662	5.76	5	75	94.57
6	Bailey, Emani - TCU	7	128	649	5.07	4	35	92.71
7	Giddens, DJ - KState	7	107	643	6.01	7	36	91.86
8	Kiner, Corey - UC	7	114	596	5.23	3	62	85.14
9	Donaldson, CJ - WVU	7	112	516	4.61	8	32	73.71
10	Sanders, Eli - IowaSt	7	91	454	4.99	4	29	64.86

TOTAL OFFENSE (Minimum Games Played Pct. 75%)

#	Player	G	Rush	Pass	Plays	Total	Yds/g
1	Gabriel, Dillon - OU	7	302	2164	317	2466	352.29
2	Shapen, Blake - Baylor	6	-11	1688	291	1677	279.50
3	Bowman, Alan - OSU	7	37	1904	289	1941	277.29
4	Greene, Garrett - WVU	6	346	1297	228	1643	273.83
5	Smith, Donovan - UH	7	227	1618	309	1845	263.57
6	Hoover, Josh - TCU	6	-11	1400	221	1389	231.50
7	Becht, Rocco - IowaSt	7	36	1572	240	1608	229.71
8	Howard, Will - KState	7	228	1373	233	1601	228.71
9	Jones, Emory - UC	7	311	1214	280	1525	217.86
10	Bean, Jason - KU	7	130	1155	157	1285	183.57

PASSING AVG/GAME (Minimum Games Played Pct. 75%)

#	Player	G	Comp-att-int	Yds	TD	Avg/g
1	Gabriel, Dillon - OU	7	163-245-4	2164	14	309.14
2	Shapen, Blake - Baylor	6	143-237-3	1688	10	281.33
3	Bowman, Alan - OSU	7	158-272-7	1904	8	272.00
4	Hoover, Josh - TCU	6	127-208-7	1400	8	233.33
5	Smith, Donovan - UH	7	150-232-9	1618	15	231.14
6	Becht, Rocco - IowaSt	7	127-204-4	1572	11	224.57
7	Greene, Garrett - WVU	6	81-163-3	1297	8	216.17
8	Howard, Will - KState	7	118-188-5	1373	13	196.14
9	Morton, Behren - TTU	6	107-167-2	1082	8	180.33
10	Jones, Emory - UC	7	113-188-7	1214	8	173.43

SCORING (Minimum Games Played Pct. 75%)

#	Player	G	TD	FG	XPT	2XP	Pts	Pts/g
1	Hale, Alex - OSU	7	0	17	23	0	74	10.57
2	Auburn, Bert - UT	7	0	14	26	0	68	9.71
3	Contreras, Chase - IowaSt	7	0	15	22	0	67	9.57
4	Gordon, Ollie - OSU	7	11	0	0	0	66	9.43
5	Gabriel, Dillon - OU	7	10	0	0	0	60	8.57
6	Schmit, Zach - OU	7	0	9	30	0	57	8.14
7	Hayes, Michael - WVU	7	0	11	24	0	57	8.14
8	Giddens, DJ - KState	7	9	0	0	0	54	7.71
9	Brooks, Jonathon - UT	7	9	0	0	0	54	7.71
10	Tennant, Chris - KState	7	0	6	32	0	50	7.14

PASS EFFICIENCY (Minimum Games Played Pct. 75%, 15 Total Passes/Game)

#	Player	G	Comp-att-int	Yds	TD	Eff.
1	Gabriel, Dillon - OU	7	163-245-4	2164	14	156.32
2	Bean, Jason - KU	7	70-126-4	1155	8	147.16
3	Howard, Will - KState	7	118-188-5	1373	13	141.61
4	Becht, Rocco - IowaSt	7	127-204-4	1572	11	140.86
5	Smith, Donovan - UH	7	150-232-9	1618	15	136.82
6	Morton, Behren - TTU	6	107-167-2	1082	8	131.91
7	Shapen, Blake - Baylor	6	143-237-3	1688	10	131.56
8	Greene, Garrett - WVU	6	81-163-3	1297	8	129.05
9	Hoover, Josh - TCU	6	127-208-7	1400	8	123.56
10	Bowman, Alan - OSU	7	158-272-7	1904	8	121.45

SCORING (TDs) (Minimum Games Played Pct. 75%, 1 Touchdowns)

#	Player	G	Run	Rec	Ret	Pts	Avg/g
1	Gordon, Ollie - OSU	7	10	1	0	66	9.43
2	Gabriel, Dillon - OU	7	10	0	0	60	8.57
3	Giddens, DJ - KState	7	7	2	0	54	7.71
4	Brooks, Jonathon - UT	7	9	0	0	54	7.71
5	Greene, Garrett - WVU	6	7	0	0	42	7.00
6	Donaldson, CJ - WVU	7	8	0	0	48	6.86
7	Harvey, RJ - UCF	7	8	0	0	48	6.86
8	Brooks, Tahj - TTU	7	7	0	0	44	6.29
9	Hudson, Kobe - UCF	7	0	7	0	42	6.00
10	Mitchell, Adonai - UT	7	0	6	0	36	5.14

RECEPTIONS/GAME (Minimum Games Played Pct. 75%)

#	Player	G	No.	Yds	TD	Lg	Yds/g	Rec/g
1	Stoops, Drake - OU	7	48	566	6	60	80.86	6.86
2	Worthy, Xavier - UT	7	43	536	2	45	76.57	6.14
3	Brown, Samuel - UH	7	40	470	3	53	67.14	5.71
4	Noel, Jaylin - IowaSt	7	40	480	4	66	68.57	5.71
5	Owens, Rashod - OSU	7	40	513	1	45	73.29	5.71
6	Presley, Brennan - OSU	7	39	378	3	29	54.00	5.57
7	Williams, Savion - TCU	7	34	468	4	42	66.86	4.86
8	Baldwin, Monaray - Baylor	7	33	545	4	71	77.86	4.71
9	Brooks, Phillip - KState	7	31	370	3	40	52.86	4.43
10	Price, Myles - TTU	7	31	292	2	25	41.71	4.43

SCORING (KICK) (Minimum Games Played Pct. 75%)

#	Player	G	PAT	FG	Pts	Avg/g
1	Hale, Alex - OSU	7	23-23	17-22	74	10.57
2	Auburn, Bert - UT	7	26-26	14-17	68	9.71
3	Contreras, Chase - IowaSt	7	22-22	15-16	67	9.57
4	Schmit, Zach - OU	7	30-30	9-14	57	8.14
5	Hayes, Michael - WVU	7	24-24	11-13	57	8.14
6	Tennant, Chris - KState	7	32-33	6-8	50	7.14
7	Kell, Griffin - TCU	7	19-20	9-15	46	6.57
8	Garcia, Gino - TTU	7	21-21	8-9	45	6.43
9	Boomer, Colton - UCF	7	27-27	5-9	42	6.00
10	Hankins, Isaiah - Baylor	7	8-10	11-14	41	5.86



**2023-24 Big 12 Football
Individual Statistics
In Conference games**

RECEIVE YDS/GAME (Minimum Games Played Pct. 75%)

#	Player	G	No.	Yds	TD	Long	Avg/c	Yds/g
1	Baker, Javon - UCF	7	24	581	4	86	24.21	83.00
2	Stoops, Drake - OU	7	48	566	6	60	11.79	80.86
3	Baldwin, Monaray - Baylor	7	33	545	4	71	16.52	77.86
4	Worthy, Xavier - UT	7	43	536	2	45	12.47	76.57
5	Owens, Rashod - OSU	7	40	513	1	45	12.83	73.29
6	Mitchell, Adonai - UT	7	31	503	6	47	16.23	71.86
7	Noel, Jaylin - IowaSt	7	40	480	4	66	12.00	68.57
8	Brown, Samuel - UH	7	40	470	3	53	11.75	67.14
9	Higgins, Jayden - IowaSt	7	23	469	2	75	20.39	67.00
10	Williams, Savion - TCU	7	34	468	4	42	13.76	66.86

PUNT RETURN AVG (Minimum Games Played Pct. 75%)

#	Player	G	No.	Yds	TD	Long	Avg.
1	Wilson, Trevor - KU	6	1	82	1	82	82.00
2	Price, Myles - TTU	7	7	155	0	43	22.14
3	Worthy, Xavier - UT	7	10	201	1	74	20.10

KICK RETURN AVG (Minimum Games Played Pct. 75%)

#	Player	G	No.	Yds	TD	Long	Avg.
1	Noel, Jaylin - IowaSt	7	4	189	0	72	47.25
2	Golden, Matthew - UH	6	9	321	2	100	35.67
3	Pendergrass, Dawson - Baylor	7	1	28	0	28	28.00

ALL PURPOSE (Minimum Games Played Pct. 75%)

#	Player	G	Rush	Rcv	PR	KR	Yds	Avg/g
1	Gordon, Ollie - OSU	7	1141	201	0	0	1342	191.71
2	Brooks, Jonathon - UT	7	866	240	0	0	1106	158.00
3	Harvey, RJ - UCF	7	843	117	0	41	1001	143.00
4	Brooks, Tahj - TTU	7	898	44	0	0	942	134.57
5	Giddens, DJ - KState	7	643	261	0	0	904	129.14
6	Bailey, Emani - TCU	7	649	114	0	0	763	109.00
7	Worthy, Xavier - UT	7	16	536	201	0	753	107.57
8	Neal, Devin - KU	7	662	81	0	0	743	106.14
9	Noel, Jaylin - IowaSt	7	-1	480	63	189	731	104.43
10	Farooq, Jalil - OU	7	79	418	0	234	731	104.43

PUNTING (Minimum Games Played Pct. 75%, 3.6 Punts/Game)

#	Player	G	No.	Yds	Lg	I20	50+	TB	Avg.
1	Rehkov, Ryan - BYU	7	35	1703	70	11	17	3	48.66
2	McNamara, Austin - TTU	7	30	1419	59	12	13	4	47.30
3	Fletcher, Mason - UC	7	27	1198	57	14	4	0	44.37
4	Straw, Oliver - WVU	7	27	1139	58	11	3	0	42.19
5	Wilkins, Laine - UH	7	31	1307	61	8	5	0	42.16
6	Perkins, Tyler - IowaSt	7	31	1277	55	11	5	3	41.19

FIELD GOALS (Minimum Games Played Pct. 75%)

#	Player	G	Made	Att.	Long	Pct.	Avg.
1	Hale, Alex - OSU	7	17	22	53	77.27	2.43
2	Contreras, Chase - IowaSt	7	15	16	51	93.75	2.14
3	Auburn, Bert - UT	7	14	17	49	82.35	2.00
4	Hayes, Michael - WVU	7	11	13	49	84.62	1.57
5	Hankins, Isaiah - Baylor	7	11	14	54	78.57	1.57
6	Schmit, Zach - OU	7	9	14	46	64.29	1.29
7	Kell, Griffin - TCU	7	9	15	56	60.00	1.29
8	Garcia, Gino - TTU	7	8	9	55	88.89	1.14
9	Brown, Carter - UC	7	8	10	54	80.00	1.14

FIELD GOAL PCT (Minimum Games Played Pct. 75%)

#	Player	G	Made	Att.	Long	Pct.
1	Contreras, Chase - IowaSt	7	15	16	51	93.75
2	Garcia, Gino - TTU	7	8	9	55	88.89
3	Hayes, Michael - WVU	7	11	13	49	84.62
4	Auburn, Bert - UT	7	14	17	49	82.35
5	Brown, Carter - UC	7	8	10	54	80.00
6	Hankins, Isaiah - Baylor	7	11	14	54	78.57
7	Ferrin, Will - BYU	7	7	9	46	77.78
8	Hale, Alex - OSU	7	17	22	53	77.27
9	Tennant, Chris - KState	7	6	8	47	75.00



**2023-24 Big 12 Football
Individual Statistics
In Conference games**

PAT KICKING PCT (Minimum Games Played Pct. 75%)

#	Player	G	Made	Att.	Pct.
1	Auburn, Bert - UT	7	26	26	100.00
2	Garcia, Gino - TTU	7	21	21	100.00
3	Martin, Jack - UH	7	17	17	100.00
4	Schmit, Zach - OU	7	30	30	100.00
5	Contreras, Chase - IowaSt	7	22	22	100.00
6	Ferrin, Will - BYU	7	13	13	100.00
7	Hale, Alex - OSU	7	23	23	100.00
8	Boomer, Colton - UCF	7	27	27	100.00
9	Brown, Carter - UC	7	13	13	100.00



**2023-24 Big 12 Football
Individual Statistics
In Conference games**

TACKLES (All positions) (Minimum Games Played Pct. 75%)

#	Player	G	Pos	Solo	Ast	Total	Avg/g
1	Martin, Nickolas - OSU	7	LB	41	38	79	11.29
2	Johnson, Jason - UCF	7	LB	44	25	69	9.86
3	Haulcy, A.J. - UH	7	DB	50	15	65	9.29
4	Roberts, Ben - TTU	7	LB	38	26	64	9.14
5	Stutsman, Danny - OU	6	LB	26	25	51	8.50
6	Pace, Deshawn - UC	6	LB	25	25	50	8.33
7	Rucker, Trey - OSU	7	S	36	22	58	8.29
8	Daniels, Kendal - OSU	7	S	34	24	58	8.29
9	Ford, Jaylan - UT	7	LB	29	28	57	8.14
10	Tooley, Max - BYU	7	LB	33	23	56	8.00
11	Freyler, Beau - IowaSt	7	DB	24	31	55	7.86
12	Baskerville, CJ - TTU	6	DB	36	11	47	7.83
13	Robinson, Malik - UH	7	LB	26	26	52	7.43
14	Morris, Jamal - UH	6	LB	22	22	44	7.33
15	Bobby, Devyn - Baylor	7	S	36	15	51	7.29
16	Logan Jr., Kenny - KU	7	S	36	15	51	7.29
17	Obiazor, Namdi - TCU	7	LB	31	19	50	7.14
18	Kpogba, Lee - WVU	7	LB	22	27	49	7.00
19	Vongphachanh, AJ - BYU	7	LB	21	26	47	6.71
20	Jones, Matt - Baylor	7	LB	32	15	47	6.71
21	Yates, Walter - UCF	6	LB	23	17	40	6.67
22	Wilson, Anthony - WVU	7	S	33	12	45	6.43
23	Hodge, Jamoi - TCU	7	LB	20	24	44	6.29
24	Slade, Ethan - BYU	7	DB	28	14	42	6.00
25	Kanak, Jaren - OU	7	LB	19	23	42	6.00
26	Sigle, Marques - KState	7	S	30	11	41	5.86
27	Jones, Dorian - UC	6	LB	12	23	35	5.83
28	Oliver, Collin - OSU	7	LB	23	17	40	5.71
29	Wakley, Crew - BYU	7	S	21	19	40	5.71
30	Hunter, Lee - UCF	7	DL	23	17	40	5.71
31	Burroughs, O.J. - KU	7	S	31	8	39	5.57
32	Booker, Austin - KU	7	DL	28	10	38	5.43
33	Bowman, Billy - OU	7	DB	22	16	38	5.43
34	Bishop Jr., Beanie - WVU	7	CB	31	7	38	5.43
35	Moore, Austin - KState	7	LB	22	16	38	5.43
36	Lewis, Kip - OU	7	LB	22	15	37	5.29
37	Hill Jr., Anthony - UT	7	LB	21	16	37	5.29
38	Taylor-Demerson, Dadrion - TTU	7	DB	24	13	37	5.29
39	Miller, Rich - KU	7	LB	24	12	36	5.14
40	Henderson, Demari - UCF	7	DB	23	13	36	5.14
41	Robinson, Jakob - BYU	7	CB	26	10	36	5.14
42	Savage, Kobe - KState	7	S	19	16	35	5.00
43	Martinez, Nikai - UCF	7	DB	26	8	34	4.86
44	Benson, Xavier - OSU	7	LB	18	16	34	4.86
45	Threats, Bryon - UC	7	S	22	12	34	4.86
46	Dingle, Jack - UC	7	LB	19	15	34	4.86
47	Fleming, Malik - UH	6	DB	22	7	29	4.83
48	Floyd, Marcis - WVU	7	S	20	13	33	4.71
49	Hutchings, Jaylon - TTU	7	DL	14	19	33	4.71
50	Morris-Brash, Tre'mon - UCF	7	DL	20	13	33	4.71

SACKS (Minimum Games Played Pct. 75%)

#	Player	G	Pos	Solo	Ast	Total	Avg/g
1	Ceaser, Nelson - UH	6	DL	6	0	6	1.00
2	Caldwell, Jamaree - UH	7	DL	5	1	5.5	0.79
3	Morris-Brash, Tre'mon - UCF	7	DL	5	1	5.5	0.79
4	Booker, Austin - KU	7	DL	4	2	5	0.71
5	Lawrence, Malachi - UCF	7	DL	4	1	4.5	0.64
6	Oliver, Collin - OSU	7	LB	3	2	4	0.57
7	Burke, Ethan - UT	6	DL	3	0	3	0.50
8	Downs, Ethan - OU	7	DL	3	1	3.5	0.50
9	Singleton, J.R. - IowaSt	7	DL	3	1	3.5	0.50
10	Obiazor, Namdi - TCU	7	LB	3	0	3	0.43
11	Jones, Matt - Baylor	7	LB	3	0	3	0.43
12	Martin, Nickolas - OSU	7	LB	3	0	3	0.43
13	Murphy II, Byron - UT	7	DL	3	0	3	0.43
14	Bradford Jr., Tony - TTU	7	DL	2	2	3	0.43
15	Lovett, Zachary - IowaSt	7	LB	2	2	3	0.43
16	Sorrell, Barryn - UT	7	DL	3	0	3	0.43
17	Esters III, Charles - TTU	6	DL	1	2	2	0.33
18	Batty, Tyler - BYU	7	DL	2	0	2	0.29
19	Grzesiak, Daniel - UC	7	LB	2	0	2	0.29
20	Hutchings, Jaylon - TTU	7	DL	1	2	2	0.29

TACKLES FOR LOSS (Minimum Games Played Pct. 75%, 1.25 Total

Tackles For Loss/Game)

#	Player	G	Pos	Solo	Ast	Total	Avg/g
1	Stutsman, Danny - OU	6	LB	6	6	9	1.50
2	Jones, Matt - Baylor	7	LB	9	2	10	1.43
3	Pace, Deshawn - UC	6	LB	7	3	8.5	1.42
4	Morris-Brash, Tre'mon - UCF	7	DL	8	3	9.5	1.36



**2023-24 Big 12 Football
Individual Statistics
In Conference games**

FUMBLES FORCED (Minimum Games Played Pct. 75%)

#	Player	G	No.	Avg/g
1	Oliver, Collin - OSU	7	2	0.29
2	Booker, Austin - KU	7	2	0.29
3	Henderson, Demari - UCF	7	2	0.29
4	Lanz, Cooper - Baylor	6	1	0.17
5	Burks, Aubrey - WVU	6	1	0.17
6	Vaughns, Byron - Baylor	6	1	0.17
7	Stutsman, Danny - OU	6	1	0.17
8	Pace, Deshawn - UC	6	1	0.17
9	Esters III, Charles - TTU	6	1	0.17
10	Burke, Ethan - UT	6	1	0.17

FUMBLES RECOVERED (Minimum Games Played Pct. 75%)

#	Player	G	No.	Avg/g
1	Henderson, Demari - UCF	7	3	0.43
2	Benson, Xavier - OSU	7	2	0.29
3	Purnell, Desmond - KState	7	2	0.29
4	Dingle, Jack - UC	7	2	0.29
5	Bledsoe, Jaray - UT	6	1	0.17
6	Vaughns, Byron - Baylor	6	1	0.17
7	Burks, Aubrey - WVU	6	1	0.17
8	Miller, Brooks - Baylor	6	1	0.17
9	Lee III, Will - KState	6	1	0.17
10	Pierre, Jesiah - TTU	6	1	0.17

PASSES DEFENDED (Minimum Games Played Pct. 75%)

#	Player	G	Brup	Int.	Total	Avg/g
1	Bishop Jr., Beanie - WVU	7	17	2	19	2.71
2	Parrish, Jacob - KState	6	5	3	8	1.33
3	Dotson, Ra'Mello - KU	7	5	2	7	1.00
4	Epps, Cameron - OSU	7	4	3	7	1.00
5	Lee III, Will - KState	6	5	1	6	1.00
6	Pace, Deshawn - UC	6	5	1	6	1.00
7	Freyler, Beau - IowaSt	7	4	3	7	1.00
8	Bowman, Billy - OU	7	3	4	7	1.00
9	Brooks, Terrance - UT	7	5	2	7	1.00
10	Tampa, T.J. - IowaSt	7	5	2	7	1.00
11	Young, Jordan - UC	7	5	1	6	0.86
12	Clark, Bud - TCU	7	5	1	6	0.86
13	Wakley, Crew - BYU	7	5	1	6	0.86
14	Robinson, Jerome - KU	7	6	0	6	0.86
15	Heckard, Eddie - BYU	7	4	2	6	0.86
16	Taylor-Demerson, Dadrion - TTU	7	3	3	6	0.86
17	Thornton, Corey - UCF	7	5	1	6	0.86
18	Lux, Bralyn - TTU	6	5	0	5	0.83
19	Morris, Jamal - UH	6	5	0	5	0.83
20	Purchase, Myles - IowaSt	7	5	0	5	0.71

INTERCEPTIONS (Minimum Games Played Pct. 75%)

#	Player	G	No.	Yds	TD	Long	Avg/g
1	Bowman, Billy - OU	7	4	93	1	44	0.57
2	Parrish, Jacob - KState	6	3	37	0	26	0.50
3	Jenkins, Caden - Baylor	7	3	11	0	6	0.43
4	Epps, Cameron - OSU	7	3	51	1	35	0.43
5	Taylor-Demerson, Dadrion - TTU	7	3	23	0	23	0.43
6	Freyler, Beau - IowaSt	7	3	18	0	18	0.43
7	Taaffe, Michael - UT	7	3	45	0	45	0.43
8	Smith, Dylan - OSU	6	2	31	0	26	0.33
9	Verdon, Malik - IowaSt	6	2	0	0	0	0.33
10	Tampa, T.J. - IowaSt	7	2	1	0	1	0.29



**2023-24 Big 12 Football
Extended Team Leaders
In Conference games**

SCORING OFFENSE

Team	G	TD	FG	XPT	2XP	DXP	Saf	Pts	Avg/G
Kansas St.	7	37	6	32	1	0	0	274	39.14
Oklahoma	7	32	9	30	0	0	1	251	35.86
Texas	7	28	14	26	0	0	0	236	33.71
UCF	7	29	5	27	0	1	0	218	31.14
Oklahoma St.	7	24	17	23	0	0	0	218	31.14
West Virginia	7	26	11	24	1	0	0	215	30.71
Kansas	7	29	6	22	0	0	0	214	30.57
Iowa St.	7	23	15	22	1	0	0	207	29.57
Texas Tech	7	23	8	21	2	0	0	187	26.71
TCU	7	21	9	19	0	0	0	172	24.57
Baylor	7	18	11	8	3	0	0	155	22.14
Houston	7	19	4	17	1	0	0	145	20.71
Cincinnati	7	16	8	13	1	0	0	135	19.29
BYU	7	15	7	13	1	0	0	126	18

TOTAL DEFENSE

Team	G	Rush	Pass	Plays	Yards	Avg/P	TD	Avg/G
Iowa St.	7	917	1612	477	2529	5.3	19	361.29
Texas	7	612	1930	478	2542	5.32	16	363.14
Texas Tech	7	1043	1539	478	2582	5.4	19	368.86
Kansas St.	7	1040	1577	494	2617	5.3	15	373.86
TCU	7	1202	1500	487	2702	5.55	19	386
Cincinnati	7	1058	1657	442	2715	6.14	23	387.86
Oklahoma	7	1144	1762	518	2906	5.61	17	415.14
Baylor	7	1359	1646	458	3005	6.56	30	429.29
West Virginia	7	1193	1829	492	3022	6.14	28	431.71
Kansas	7	1245	1792	498	3037	6.1	23	433.86
Houston	7	1318	1727	511	3045	5.96	30	435
UCF	7	1608	1548	514	3156	6.14	27	450.86
BYU	7	1507	1679	504	3186	6.32	26	455.14
Oklahoma St.	7	1328	1967	490	3295	6.72	27	470.71

SCORING DEFENSE

Team	G	TD	FG	XPT	2XP	DXP	Saf	Pts	Avg/G
Texas	7	16	10	14	0	0	0	140	20
Kansas St.	7	16	11	13	0	0	0	142	20.29
Iowa St.	7	21	5	17	0	0	1	160	22.86
Texas Tech	7	20	9	19	1	0	0	168	24
Oklahoma	7	19	14	14	0	0	0	170	24.29
TCU	7	20	13	17	2	0	0	180	25.71
Kansas	7	23	13	17	1	1	0	198	28.29
Oklahoma St.	7	27	6	21	1	0	0	203	29
Cincinnati	7	25	10	24	0	0	0	204	29.14
West Virginia	7	29	5	28	0	0	0	217	31
UCF	7	29	10	24	2	0	0	232	33.14
BYU	7	30	10	30	0	0	0	240	34.29
Houston	7	32	7	29	1	0	0	244	34.86
Baylor	7	33	7	30	3	0	0	255	36.43

TOTAL OFFENSE PLAYS

Team	G	Rush	Pass	Plays	Yards	Avg/P	TD	Avg/G
TCU	7	995	2114	533	3109	5.83	20	444.14
Oklahoma	7	1288	2164	533	3452	6.48	31	493.14
Baylor	7	612	1987	519	2599	5.01	16	371.29
Cincinnati	7	1515	1348	515	2863	5.56	16	409
Texas Tech	7	1202	1494	514	2696	5.25	21	385.14
Oklahoma St.	7	1318	1907	512	3225	6.3	23	460.71
Kansas St.	7	1508	1624	510	3132	6.14	35	447.43
West Virginia	7	1537	1430	506	2967	5.86	26	423.86
Texas	7	1387	1978	500	3365	6.73	26	480.71
UCF	7	1439	1653	453	3092	6.83	28	441.71
Iowa St.	7	1033	1634	448	2667	5.95	23	381
BYU	7	670	1398	444	2068	4.66	13	295.43
Kansas	7	1340	1409	429	2749	6.41	24	392.71
Houston	7	730	1625	425	2355	5.54	17	336.43

TOUCHDOWNS SCORED

Team	G	TD	FG	XPT	2XP	DXP	Saf	Pts	Avg/G
Kansas St.	7	37	6	32	1	0	0	274	39.14
Oklahoma	7	32	9	30	0	0	1	251	35.86
UCF	7	29	5	27	0	1	0	218	31.14
Kansas	7	29	6	22	0	0	0	214	30.57
Texas	7	28	14	26	0	0	0	236	33.71
West Virginia	7	26	11	24	1	0	0	215	30.71
Oklahoma St.	7	24	17	23	0	0	0	218	31.14
Texas Tech	7	23	8	21	2	0	0	187	26.71
Iowa St.	7	23	15	22	1	0	0	207	29.57
TCU	7	21	9	19	0	0	0	172	24.57
Houston	7	19	4	17	1	0	0	145	20.71
Baylor	7	18	11	8	3	0	0	155	22.14
Cincinnati	7	16	8	13	1	0	0	135	19.29
BYU	7	15	7	13	1	0	0	126	18

TOTAL OFFENSE YARDS

Team	G	Rush	Pass	Plays	Yards	Avg/P	TD	Avg/G
Oklahoma	7	1288	2164	533	3452	6.48	31	493.14
Texas	7	1387	1978	500	3365	6.73	26	480.71
Oklahoma St.	7	1318	1907	512	3225	6.3	23	460.71
Kansas St.	7	1508	1624	510	3132	6.14	35	447.43
TCU	7	995	2114	533	3109	5.83	20	444.14
UCF	7	1439	1653	453	3092	6.83	28	441.71
West Virginia	7	1537	1430	506	2967	5.86	26	423.86
Cincinnati	7	1515	1348	515	2863	5.56	16	409
Kansas	7	1340	1409	429	2749	6.41	24	392.71
Texas Tech	7	1202	1494	514	2696	5.25	21	385.14
Iowa St.	7	1033	1634	448	2667	5.95	23	381
Baylor	7	612	1987	519	2599	5.01	16	371.29
Houston	7	730	1625	425	2355	5.54	17	336.43
BYU	7	670	1398	444	2068	4.66	13	295.43



**2023-24 Big 12 Football
Extended Team Leaders
In Conference games**

PTS SCORED KICKING

Team	G	TD	FG	XPT	2XP	DXP	Saf	Pts	Avg/G
Kansas St.	7	37	6	32	1	0	0	274	39.14
Oklahoma	7	32	9	30	0	0	1	251	35.86
Texas	7	28	14	26	0	0	0	236	33.71
UCF	7	29	5	27	0	1	0	218	31.14
Oklahoma St.	7	24	17	23	0	0	0	218	31.14
West Virginia	7	26	11	24	1	0	0	215	30.71
Kansas	7	29	6	22	0	0	0	214	30.57
Iowa St.	7	23	15	22	1	0	0	207	29.57
Texas Tech	7	23	8	21	2	0	0	187	26.71
TCU	7	21	9	19	0	0	0	172	24.57
Baylor	7	18	11	8	3	0	0	155	22.14
Houston	7	19	4	17	1	0	0	145	20.71
Cincinnati	7	16	8	13	1	0	0	135	19.29
BYU	7	15	7	13	1	0	0	126	18

TOTAL OFF. AVG/PLAY

Team	G	Rush	Pass	Plays	Yards	Avg/P	TD	Avg/G
UCF	7	1439	1653	453	3092	6.83	28	441.71
Texas	7	1387	1978	500	3365	6.73	26	480.71
Oklahoma	7	1288	2164	533	3452	6.48	31	493.14
Kansas	7	1340	1409	429	2749	6.41	24	392.71
Oklahoma St.	7	1318	1907	512	3225	6.3	23	460.71
Kansas St.	7	1508	1624	510	3132	6.14	35	447.43
Iowa St.	7	1033	1634	448	2667	5.95	23	381
West Virginia	7	1537	1430	506	2967	5.86	26	423.86
TCU	7	995	2114	533	3109	5.83	20	444.14
Cincinnati	7	1515	1348	515	2863	5.56	16	409
Houston	7	730	1625	425	2355	5.54	17	336.43
Texas Tech	7	1202	1494	514	2696	5.25	21	385.14
Baylor	7	612	1987	519	2599	5.01	16	371.29
BYU	7	670	1398	444	2068	4.66	13	295.43

TOTAL OFFENSE

Team	G	Rush	Pass	Plays	Yards	Avg/P	TD	Avg/G
Oklahoma	7	1288	2164	533	3452	6.48	31	493.14
Texas	7	1387	1978	500	3365	6.73	26	480.71
Oklahoma St.	7	1318	1907	512	3225	6.3	23	460.71
Kansas St.	7	1508	1624	510	3132	6.14	35	447.43
TCU	7	995	2114	533	3109	5.83	20	444.14
UCF	7	1439	1653	453	3092	6.83	28	441.71
West Virginia	7	1537	1430	506	2967	5.86	26	423.86
Cincinnati	7	1515	1348	515	2863	5.56	16	409
Kansas	7	1340	1409	429	2749	6.41	24	392.71
Texas Tech	7	1202	1494	514	2696	5.25	21	385.14
Iowa St.	7	1033	1634	448	2667	5.95	23	381
Baylor	7	612	1987	519	2599	5.01	16	371.29
Houston	7	730	1625	425	2355	5.54	17	336.43
BYU	7	670	1398	444	2068	4.66	13	295.43

TOTAL OFFENSE TDS

Team	G	Rush	Pass	Plays	Yards	Avg/P	TD	Avg/G
Kansas St.	7	1508	1624	510	3132	6.14	35	447.43
Oklahoma	7	1288	2164	533	3452	6.48	31	493.14
UCF	7	1439	1653	453	3092	6.83	28	441.71
West Virginia	7	1537	1430	506	2967	5.86	26	423.86
Texas	7	1387	1978	500	3365	6.73	26	480.71
Kansas	7	1340	1409	429	2749	6.41	24	392.71
Oklahoma St.	7	1318	1907	512	3225	6.3	23	460.71
Iowa St.	7	1033	1634	448	2667	5.95	23	381
Texas Tech	7	1202	1494	514	2696	5.25	21	385.14
TCU	7	995	2114	533	3109	5.83	20	444.14
Houston	7	730	1625	425	2355	5.54	17	336.43
Cincinnati	7	1515	1348	515	2863	5.56	16	409
Baylor	7	612	1987	519	2599	5.01	16	371.29
BYU	7	670	1398	444	2068	4.66	13	295.43

RUSHING OFFENSE

Team	G	Att	Yards	Avg/A	Long	TD	Avg/G
West Virginia	7	312	1537	4.93	35	17	219.57
Cincinnati	7	301	1515	5.03	63	7	216.43
Kansas St.	7	289	1508	5.22	70	19	215.43
UCF	7	271	1439	5.31	92	13	205.57
Texas	7	275	1387	5.04	67	17	198.14
Kansas	7	263	1340	5.1	75	13	191.43
Oklahoma St.	7	235	1318	5.61	75	15	188.29
Oklahoma	7	288	1288	4.47	64	17	184
Texas Tech	7	276	1202	4.36	54	11	171.71
Iowa St.	7	237	1033	4.36	59	12	147.57
TCU	7	229	995	4.34	35	7	142.14
Houston	7	187	730	3.9	58	2	104.29
BYU	7	197	670	3.4	55	5	95.71
Baylor	7	227	612	2.7	28	6	87.43

RUSHING TDS

Team	G	Att	Yards	Avg/A	Long	TD	Avg/G
Kansas St.	7	289	1508	5.22	70	19	215.43
West Virginia	7	312	1537	4.93	35	17	219.57
Texas	7	275	1387	5.04	67	17	198.14
Oklahoma	7	288	1288	4.47	64	17	184
Oklahoma St.	7	235	1318	5.61	75	15	188.29
UCF	7	271	1439	5.31	92	13	205.57
Kansas	7	263	1340	5.1	75	13	191.43
Iowa St.	7	237	1033	4.36	59	12	147.57
Texas Tech	7	276	1202	4.36	54	11	171.71
TCU	7	229	995	4.34	35	7	142.14
Cincinnati	7	301	1515	5.03	63	7	216.43
Baylor	7	227	612	2.7	28	6	87.43
BYU	7	197	670	3.4	55	5	95.71
Houston	7	187	730	3.9	58	2	104.29



**2023-24 Big 12 Football
Extended Team Leaders
In Conference games**

RUSHING DEFENSE

Team	G	Att	Yards	Avg/A	Long	TD	Avg/G
Texas	7	201	612	3.04	44	5	87.43
Iowa St.	7	233	917	3.94	71	7	131
Kansas St.	7	224	1040	4.64	54	6	148.57
Texas Tech	7	254	1043	4.11	60	10	149
Cincinnati	7	227	1058	4.66	75	13	151.14
Oklahoma	7	265	1144	4.32	54	10	163.43
West Virginia	7	231	1193	5.16	58	11	170.43
TCU	7	274	1202	4.39	55	11	171.71
Kansas	7	277	1245	4.49	67	16	177.86
Houston	7	298	1318	4.42	62	16	188.29
Oklahoma St.	7	273	1328	4.86	92	11	189.71
Baylor	7	258	1359	5.27	79	15	194.14
BYU	7	274	1507	5.5	59	9	215.29
UCF	7	298	1608	5.4	75	21	229.71

PASS EFFICIENCY

Team	G	Comp-Att-Int	Pct.	Yds	Avg/G	TD	Effic
UCF	7	108 - 182 - 5	59.34	1653	236.14	15	157.34
Oklahoma	7	163 - 245 - 4	66.53	2164	309.14	14	156.32
Texas	7	158 - 225 - 7	70.22	1978	282.57	9	151.05
Kansas St.	7	139 - 221 - 5	62.90	1624	232.00	16	143.99
Kansas	7	93 - 166 - 5	56.02	1409	201.29	11	143.17
Iowa St.	7	133 - 211 - 4	63.03	1634	233.43	11	141.50
Houston	7	152 - 238 - 9	63.87	1625	232.14	15	134.45
TCU	7	185 - 304 - 11	60.86	2114	302.00	13	126.14
Baylor	7	173 - 292 - 4	59.25	1987	283.86	10	124.97
West Virginia	7	99 - 194 - 6	51.03	1430	204.29	9	122.07
Texas Tech	7	144 - 238 - 8	60.50	1494	213.43	10	120.38
Cincinnati	7	126 - 214 - 7	58.88	1348	192.57	9	119.13
Oklahoma St.	7	159 - 277 - 8	57.40	1907	272.43	8	118.98
BYU	7	134 - 247 - 7	54.25	1398	199.71	8	106.81

YARDS PER RUSH

Team	G	Att	Yards	Avg/A	Long	TD	Avg/G
Oklahoma St.	7	235	1318	5.61	75	15	188.29
UCF	7	271	1439	5.31	92	13	205.57
Kansas St.	7	289	1508	5.22	70	19	215.43
Kansas	7	263	1340	5.1	75	13	191.43
Texas	7	275	1387	5.04	67	17	198.14
Cincinnati	7	301	1515	5.03	63	7	216.43
West Virginia	7	312	1537	4.93	35	17	219.57
Oklahoma	7	288	1288	4.47	64	17	184
Texas Tech	7	276	1202	4.36	54	11	171.71
Iowa St.	7	237	1033	4.36	59	12	147.57
TCU	7	229	995	4.34	35	7	142.14
Houston	7	187	730	3.9	58	2	104.29
BYU	7	197	670	3.4	55	5	95.71
Baylor	7	227	612	2.7	28	6	87.43

PASS DEFENSE EFFIC.

Team	G	Comp-Att-Int	Pct.	Yds	Avg/G	TD	Effic
Kansas St.	7	144 - 270 - 9	53.33	1577	225.29	9	106.73
Oklahoma	7	142 - 253 - 11	56.13	1762	251.71	7	115.06
Iowa St.	7	134 - 244 - 12	54.92	1612	230.29	12	116.81
TCU	7	123 - 213 - 4	57.75	1500	214.29	8	125.54
UCF	7	134 - 216 - 6	62.04	1548	221.14	6	125.85
Texas Tech	7	136 - 224 - 5	60.71	1539	219.86	9	127.22
Texas	7	168 - 277 - 6	60.65	1930	275.71	11	127.95
Cincinnati	7	126 - 215 - 4	58.60	1657	236.71	10	134.97
West Virginia	7	155 - 261 - 4	59.39	1829	261.29	17	136.68
BYU	7	142 - 230 - 7	61.74	1679	239.86	17	141.36
Kansas	7	152 - 221 - 6	68.78	1792	256.00	7	141.91
Oklahoma St.	7	129 - 217 - 8	59.45	1967	281.00	16	152.55
Baylor	7	131 - 200 - 5	65.50	1646	235.14	15	154.38
Houston	7	150 - 213 - 3	70.42	1727	246.71	14	157.40

RUSH ATTEMPTS

Team	G	Att	Yards	Avg/A	Long	TD	Avg/G
West Virginia	7	312	1537	4.93	35	17	219.57
Cincinnati	7	301	1515	5.03	63	7	216.43
Kansas St.	7	289	1508	5.22	70	19	215.43
Oklahoma	7	288	1288	4.47	64	17	184
Texas Tech	7	276	1202	4.36	54	11	171.71
Texas	7	275	1387	5.04	67	17	198.14
UCF	7	271	1439	5.31	92	13	205.57
Kansas	7	263	1340	5.1	75	13	191.43
Iowa St.	7	237	1033	4.36	59	12	147.57
Oklahoma St.	7	235	1318	5.61	75	15	188.29
TCU	7	229	995	4.34	35	7	142.14
Baylor	7	227	612	2.7	28	6	87.43
BYU	7	197	670	3.4	55	5	95.71
Houston	7	187	730	3.9	58	2	104.29



**2023-24 Big 12 Football
Extended Team Leaders
In Conference games**

RUSH YARDS

Team	G	Att	Yards	Avg/A	Long	TD	Avg/G
West Virginia	7	312	1537	4.93	35	17	219.57
Cincinnati	7	301	1515	5.03	63	7	216.43
Kansas St.	7	289	1508	5.22	70	19	215.43
UCF	7	271	1439	5.31	92	13	205.57
Texas	7	275	1387	5.04	67	17	198.14
Kansas	7	263	1340	5.1	75	13	191.43
Oklahoma St.	7	235	1318	5.61	75	15	188.29
Oklahoma	7	288	1288	4.47	64	17	184
Texas Tech	7	276	1202	4.36	54	11	171.71
Iowa St.	7	237	1033	4.36	59	12	147.57
TCU	7	229	995	4.34	35	7	142.14
Houston	7	187	730	3.9	58	2	104.29
BYU	7	197	670	3.4	55	5	95.71
Baylor	7	227	612	2.7	28	6	87.43



**2023-24 Big 12 Football
Extended Team Leaders
In Conference games**

PASS OFFENSE

Team	G	Comp-Att-Int	Pct.	Yds	Avg/A	TD	Avg/G
Oklahoma	7	163 - 245 - 4	66.53	2164	8.83	14	309.14
TCU	7	185 - 304 - 11	60.86	2114	6.95	13	302.00
Baylor	7	173 - 292 - 4	59.25	1987	6.80	10	283.86
Texas	7	158 - 225 - 7	70.22	1978	8.79	9	282.57
Oklahoma St.	7	159 - 277 - 8	57.40	1907	6.88	8	272.43
UCF	7	108 - 182 - 5	59.34	1653	9.08	15	236.14
Iowa St.	7	133 - 211 - 4	63.03	1634	7.74	11	233.43
Houston	7	152 - 238 - 9	63.87	1625	6.83	15	232.14
Kansas St.	7	139 - 221 - 5	62.90	1624	7.35	16	232.00
Texas Tech	7	144 - 238 - 8	60.50	1494	6.28	10	213.43
West Virginia	7	99 - 194 - 6	51.03	1430	7.37	9	204.29
Kansas	7	93 - 166 - 5	56.02	1409	8.49	11	201.29
BYU	7	134 - 247 - 7	54.25	1398	5.66	8	199.71
Cincinnati	7	126 - 214 - 7	58.88	1348	6.30	9	192.57

PASS COMP. PCT

Team	G	Comp-Att-Int	Pct.	Yds	Avg/A	TD	Avg/G
Texas	7	158 - 225 - 7	70.22	1978	8.79	9	282.57
Oklahoma	7	163 - 245 - 4	66.53	2164	8.83	14	309.14
Houston	7	152 - 238 - 9	63.87	1625	6.83	15	232.14
Iowa St.	7	133 - 211 - 4	63.03	1634	7.74	11	233.43
Kansas St.	7	139 - 221 - 5	62.90	1624	7.35	16	232.00
TCU	7	185 - 304 - 11	60.86	2114	6.95	13	302.00
Texas Tech	7	144 - 238 - 8	60.50	1494	6.28	10	213.43
UCF	7	108 - 182 - 5	59.34	1653	9.08	15	236.14
Baylor	7	173 - 292 - 4	59.25	1987	6.80	10	283.86
Cincinnati	7	126 - 214 - 7	58.88	1348	6.30	9	192.57
Oklahoma St.	7	159 - 277 - 8	57.40	1907	6.88	8	272.43
Kansas	7	93 - 166 - 5	56.02	1409	8.49	11	201.29
BYU	7	134 - 247 - 7	54.25	1398	5.66	8	199.71
West Virginia	7	99 - 194 - 6	51.03	1430	7.37	9	204.29

PASS DEFENSE

Team	G	Comp-Att-Int	Pct.	Yds	Avg/A	TD	Avg/G
TCU	7	123 - 213 - 4	57.75	1500	7.04	8	214.29
Texas Tech	7	136 - 224 - 5	60.71	1539	6.87	9	219.86
UCF	7	134 - 216 - 6	62.04	1548	7.17	6	221.14
Kansas St.	7	144 - 270 - 9	53.33	1577	5.84	9	225.29
Iowa St.	7	134 - 244 - 12	54.92	1612	6.61	12	230.29
Baylor	7	131 - 200 - 5	65.50	1646	8.23	15	235.14
Cincinnati	7	126 - 215 - 4	58.60	1657	7.71	10	236.71
BYU	7	142 - 230 - 7	61.74	1679	7.30	17	239.86
Houston	7	150 - 213 - 3	70.42	1727	8.11	14	246.71
Oklahoma	7	142 - 253 - 11	56.13	1762	6.96	7	251.71
Kansas	7	152 - 221 - 6	68.78	1792	8.11	7	256.00
West Virginia	7	155 - 261 - 4	59.39	1829	7.01	17	261.29
Texas	7	168 - 277 - 6	60.65	1930	6.97	11	275.71
Oklahoma St.	7	129 - 217 - 8	59.45	1967	9.06	16	281.00

PASS YDS/COMP.

Team	G	Comp-Att-Int	Pct.	Yds	Avg/A	TD	Avg/G
UCF	7	108 - 182 - 5	59.34	1653	9.08	15	236.14
Oklahoma	7	163 - 245 - 4	66.53	2164	8.83	14	309.14
Texas	7	158 - 225 - 7	70.22	1978	8.79	9	282.57
Kansas St.	7	139 - 221 - 5	62.90	1624	7.35	16	232.00
Kansas	7	93 - 166 - 5	56.02	1409	8.49	11	201.29
Iowa St.	7	133 - 211 - 4	63.03	1634	7.74	11	233.43
Houston	7	152 - 238 - 9	63.87	1625	6.83	15	232.14
TCU	7	185 - 304 - 11	60.86	2114	6.95	13	302.00
Baylor	7	173 - 292 - 4	59.25	1987	6.80	10	283.86
West Virginia	7	99 - 194 - 6	51.03	1430	7.37	9	204.29
Texas Tech	7	144 - 238 - 8	60.50	1494	6.28	10	213.43
Cincinnati	7	126 - 214 - 7	58.88	1348	6.30	9	192.57
Oklahoma St.	7	159 - 277 - 8	57.40	1907	6.88	8	272.43
BYU	7	134 - 247 - 7	54.25	1398	5.66	8	199.71

PASS ATTEMPTS

Team	G	Comp-Att-Int	Pct.	Yds	Avg/A	TD	Avg/G
TCU	7	185 - 304 - 11	60.86	2114	6.95	13	302.00
Baylor	7	173 - 292 - 4	59.25	1987	6.80	10	283.86
Oklahoma St.	7	159 - 277 - 8	57.40	1907	6.88	8	272.43
BYU	7	134 - 247 - 7	54.25	1398	5.66	8	199.71
Oklahoma	7	163 - 245 - 4	66.53	2164	8.83	14	309.14
Texas Tech	7	144 - 238 - 8	60.50	1494	6.28	10	213.43
Houston	7	152 - 238 - 9	63.87	1625	6.83	15	232.14
Texas	7	158 - 225 - 7	70.22	1978	8.79	9	282.57
Kansas St.	7	139 - 221 - 5	62.90	1624	7.35	16	232.00
Cincinnati	7	126 - 214 - 7	58.88	1348	6.30	9	192.57
Iowa St.	7	133 - 211 - 4	63.03	1634	7.74	11	233.43
West Virginia	7	99 - 194 - 6	51.03	1430	7.37	9	204.29
UCF	7	108 - 182 - 5	59.34	1653	9.08	15	236.14
Kansas	7	93 - 166 - 5	56.02	1409	8.49	11	201.29

PASS YDS/ATT.

Team	G	Comp-Att-Int	Pct.	Yds	Avg/A	TD	Avg/G
UCF	7	108 - 182 - 5	59.34	1653	9.08	15	236.14
Texas	7	158 - 225 - 7	70.22	1978	8.79	9	282.57
Oklahoma	7	163 - 245 - 4	66.53	2164	8.83	14	309.14
Kansas	7	93 - 166 - 5	56.02	1409	8.49	11	201.29
Iowa St.	7	133 - 211 - 4	63.03	1634	7.74	11	233.43
Kansas St.	7	139 - 221 - 5	62.90	1624	7.35	16	232.00
West Virginia	7	99 - 194 - 6	51.03	1430	7.37	9	204.29
TCU	7	185 - 304 - 11	60.86	2114	6.95	13	302.00
Baylor	7	173 - 292 - 4	59.25	1987	6.80	10	283.86
Oklahoma St.	7	159 - 277 - 8	57.40	1907	6.88	8	272.43
Houston	7	152 - 238 - 9	63.87	1625	6.83	15	232.14
Texas Tech	7	144 - 238 - 8	60.50	1494	6.28	10	213.43
Cincinnati	7	126 - 214 - 7	58.88	1348	6.30	9	192.57
BYU	7	134 - 247 - 7	54.25	1398	5.66	8	199.71



**2023-24 Big 12 Football
Extended Team Leaders
In Conference games**

PASS COMPLETIONS

Team	G	Comp-Att-Int	Pct.	Yds	Avg/A	TD	Avg/G
TCU	7	185 - 304 - 11	60.86	2114	6.95	13	302.00
Baylor	7	173 - 292 - 4	59.25	1987	6.80	10	283.86
Oklahoma	7	163 - 245 - 4	66.53	2164	8.83	14	309.14
Oklahoma St.	7	159 - 277 - 8	57.40	1907	6.88	8	272.43
Texas	7	158 - 225 - 7	70.22	1978	8.79	9	282.57
Houston	7	152 - 238 - 9	63.87	1625	6.83	15	232.14
Texas Tech	7	144 - 238 - 8	60.50	1494	6.28	10	213.43
Kansas St.	7	139 - 221 - 5	62.90	1624	7.35	16	232.00
BYU	7	134 - 247 - 7	54.25	1398	5.66	8	199.71
Iowa St.	7	133 - 211 - 4	63.03	1634	7.74	11	233.43
Cincinnati	7	126 - 214 - 7	58.88	1348	6.30	9	192.57
UCF	7	108 - 182 - 5	59.34	1653	9.08	15	236.14
West Virginia	7	99 - 194 - 6	51.03	1430	7.37	9	204.29
Kansas	7	93 - 166 - 5	56.02	1409	8.49	11	201.29

PASS INTERCEPTIONS

Team	G	Comp-Att-Int	Pct.	Yds	Avg/A	TD	Avg/G
Oklahoma	7	163 - 245 - 4	66.53	2164	8.83	14	309.14
Iowa St.	7	133 - 211 - 4	63.03	1634	7.74	11	233.43
Baylor	7	173 - 292 - 4	59.25	1987	6.80	10	283.86
UCF	7	108 - 182 - 5	59.34	1653	9.08	15	236.14
Kansas St.	7	139 - 221 - 5	62.90	1624	7.35	16	232.00
Kansas	7	93 - 166 - 5	56.02	1409	8.49	11	201.29
West Virginia	7	99 - 194 - 6	51.03	1430	7.37	9	204.29
Texas	7	158 - 225 - 7	70.22	1978	8.79	9	282.57
Cincinnati	7	126 - 214 - 7	58.88	1348	6.30	9	192.57
BYU	7	134 - 247 - 7	54.25	1398	5.66	8	199.71
Texas Tech	7	144 - 238 - 8	60.50	1494	6.28	10	213.43
Oklahoma St.	7	159 - 277 - 8	57.40	1907	6.88	8	272.43
Houston	7	152 - 238 - 9	63.87	1625	6.83	15	232.14
TCU	7	185 - 304 - 11	60.86	2114	6.95	13	302.00

PASS YARDS

Team	G	Comp-Att-Int	Pct.	Yds	Avg/A	TD	Avg/G
Oklahoma	7	163 - 245 - 4	66.53	2164	8.83	14	309.14
TCU	7	185 - 304 - 11	60.86	2114	6.95	13	302.00
Baylor	7	173 - 292 - 4	59.25	1987	6.80	10	283.86
Texas	7	158 - 225 - 7	70.22	1978	8.79	9	282.57
Oklahoma St.	7	159 - 277 - 8	57.40	1907	6.88	8	272.43
UCF	7	108 - 182 - 5	59.34	1653	9.08	15	236.14
Iowa St.	7	133 - 211 - 4	63.03	1634	7.74	11	233.43
Houston	7	152 - 238 - 9	63.87	1625	6.83	15	232.14
Kansas St.	7	139 - 221 - 5	62.90	1624	7.35	16	232.00
Texas Tech	7	144 - 238 - 8	60.50	1494	6.28	10	213.43
West Virginia	7	99 - 194 - 6	51.03	1430	7.37	9	204.29
Kansas	7	93 - 166 - 5	56.02	1409	8.49	11	201.29
BYU	7	134 - 247 - 7	54.25	1398	5.66	8	199.71
Cincinnati	7	126 - 214 - 7	58.88	1348	6.30	9	192.57

PASSING TDS

Team	G	Comp-Att-Int	Pct.	Yds	Avg/A	TD	Avg/G
Kansas St.	7	139 - 221 - 5	62.90	1624	7.35	16	232.00
UCF	7	108 - 182 - 5	59.34	1653	9.08	15	236.14
Houston	7	152 - 238 - 9	63.87	1625	6.83	15	232.14
Oklahoma	7	163 - 245 - 4	66.53	2164	8.83	14	309.14
TCU	7	185 - 304 - 11	60.86	2114	6.95	13	302.00
Kansas	7	93 - 166 - 5	56.02	1409	8.49	11	201.29
Iowa St.	7	133 - 211 - 4	63.03	1634	7.74	11	233.43
Texas Tech	7	144 - 238 - 8	60.50	1494	6.28	10	213.43
Baylor	7	173 - 292 - 4	59.25	1987	6.80	10	283.86
West Virginia	7	99 - 194 - 6	51.03	1430	7.37	9	204.29
Texas	7	158 - 225 - 7	70.22	1978	8.79	9	282.57
Cincinnati	7	126 - 214 - 7	58.88	1348	6.30	9	192.57
Oklahoma St.	7	159 - 277 - 8	57.40	1907	6.88	8	272.43
BYU	7	134 - 247 - 7	54.25	1398	5.66	8	199.71

FIELD GOALS

Team	G	Made	Att	Pct
Iowa St.	7	15	16	93.75
Texas Tech	7	8	9	88.89
West Virginia	7	11	13	84.62
Texas	7	14	17	82.35
Cincinnati	7	8	10	80
Baylor	7	11	14	78.57
BYU	7	7	9	77.78
Oklahoma St.	7	17	22	77.27
Kansas St.	7	6	8	75
Oklahoma	7	9	14	64.29
TCU	7	9	15	60
Kansas	7	6	10	60
UCF	7	5	9	55.56
Houston	7	4	8	50

PATS KICKS MADE

Team	G	Made	Att	Pct
Kansas St.	7	32	34	94.12
Oklahoma	7	30	30	100
UCF	7	27	27	100
Texas	7	26	26	100
West Virginia	7	24	24	100
Oklahoma St.	7	23	23	100
Kansas	7	22	23	95.65
Iowa St.	7	22	22	100
Texas Tech	7	21	21	100
TCU	7	19	20	95
Houston	7	17	17	100
Cincinnati	7	13	13	100
BYU	7	13	13	100
Baylor	7	8	10	80



**2023-24 Big 12 Football
Extended Team Leaders
In Conference games**

FIELD GOALS ATTEMPTED

Team	G	Made	Att	Pct
Oklahoma St.	7	17	22	77.27
Texas	7	14	17	82.35
Iowa St.	7	15	16	93.75
TCU	7	9	15	60
Oklahoma	7	9	14	64.29
Baylor	7	11	14	78.57
West Virginia	7	11	13	84.62
Kansas	7	6	10	60
Cincinnati	7	8	10	80
UCF	7	5	9	55.56
Texas Tech	7	8	9	88.89
BYU	7	7	9	77.78
Kansas St.	7	6	8	75
Houston	7	4	8	50

NET YARDS PER PUNT

Team	G	No.	Yards	Avg/P	Ret.	Avg/R	TB	Net/P
Texas Tech	7	30	1419	47.30	40	5.71	4	43.30
West Virginia	7	27	1139	42.19	0	0.00	0	42.19
Cincinnati	7	27	1198	44.37	64	5.33	0	42.00
Kansas	7	21	851	40.52	0	0.00	0	40.52
BYU	7	35	1703	48.66	234	19.50	3	40.26
Houston	7	32	1307	40.84	26	4.33	0	40.03
Oklahoma St.	7	31	1267	40.87	26	2.89	1	39.39
Kansas St.	7	25	1137	45.48	169	24.14	0	38.72
Texas	7	20	865	43.25	68	7.56	2	37.85
Baylor	7	22	925	42.05	97	13.86	0	37.64
Oklahoma	7	27	1095	40.56	41	4.10	2	37.56
TCU	7	26	1040	40.00	69	11.50	1	36.58
Iowa St.	7	32	1277	39.91	75	6.82	3	35.69
UCF	7	23	908	39.48	124	15.50	0	34.09

FIELD GOALS MADE

Team	G	Made	Att	Pct
Oklahoma St.	7	17	22	77.27
Iowa St.	7	15	16	93.75
Texas	7	14	17	82.35
West Virginia	7	11	13	84.62
Baylor	7	11	14	78.57
TCU	7	9	15	60
Oklahoma	7	9	14	64.29
Texas Tech	7	8	9	88.89
Cincinnati	7	8	10	80
BYU	7	7	9	77.78
Kansas St.	7	6	8	75
Kansas	7	6	10	60
UCF	7	5	9	55.56
Houston	7	4	8	50

AVG YARDS PER PUNT

Team	G	No.	Yards	Avg/P	Ret.	Avg/R	TB	Net/P
BYU	7	35	1703	48.66	234	19.50	3	40.26
Iowa St.	7	32	1277	39.91	75	6.82	3	35.69
Houston	7	32	1307	40.84	26	4.33	0	40.03
Oklahoma St.	7	31	1267	40.87	26	2.89	1	39.39
Texas Tech	7	30	1419	47.30	40	5.71	4	43.30
West Virginia	7	27	1139	42.19	0	0.00	0	42.19
Oklahoma	7	27	1095	40.56	41	4.10	2	37.56
Cincinnati	7	27	1198	44.37	64	5.33	0	42.00
TCU	7	26	1040	40.00	69	11.50	1	36.58
Kansas St.	7	25	1137	45.48	169	24.14	0	38.72
UCF	7	23	908	39.48	124	15.50	0	34.09
Baylor	7	22	925	42.05	97	13.86	0	37.64
Kansas	7	21	851	40.52	0	0.00	0	40.52
Texas	7	20	865	43.25	68	7.56	2	37.85

PAT KICKING

Team	G	Made	Att	Pct
West Virginia	7	24	24	100
UCF	7	27	27	100
Texas Tech	7	21	21	100
Texas	7	26	26	100
Oklahoma St.	7	23	23	100
Oklahoma	7	30	30	100
Iowa St.	7	22	22	100
Houston	7	17	17	100
Cincinnati	7	13	13	100
BYU	7	13	13	100
Kansas	7	22	23	95.65
TCU	7	19	20	95
Kansas St.	7	32	34	94.12
Baylor	7	8	10	80

NUMBER OF PUNTS

Team	G	No.	Yards	Avg/P	Ret.	Avg/R	TB	Net/P
BYU	7	35	1703	48.66	234	19.50	3	40.26
Iowa St.	7	32	1277	39.91	75	6.82	3	35.69
Houston	7	32	1307	40.84	26	4.33	0	40.03
Oklahoma St.	7	31	1267	40.87	26	2.89	1	39.39
Texas Tech	7	30	1419	47.30	40	5.71	4	43.30
West Virginia	7	27	1139	42.19	0	0.00	0	42.19
Oklahoma	7	27	1095	40.56	41	4.10	2	37.56
Cincinnati	7	27	1198	44.37	64	5.33	0	42.00
TCU	7	26	1040	40.00	69	11.50	1	36.58
Kansas St.	7	25	1137	45.48	169	24.14	0	38.72
UCF	7	23	908	39.48	124	15.50	0	34.09
Baylor	7	22	925	42.05	97	13.86	0	37.64
Kansas	7	21	851	40.52	0	0.00	0	40.52
Texas	7	20	865	43.25	68	7.56	2	37.85



PAT KICK ATTEMPTS

Team	G	Made	Att	Pct
Kansas St.	7	32	34	94.12
Oklahoma	7	30	30	100
UCF	7	27	27	100
Texas	7	26	26	100
West Virginia	7	24	24	100
Oklahoma St.	7	23	23	100
Kansas	7	22	23	95.65
Iowa St.	7	22	22	100
Texas Tech	7	21	21	100
TCU	7	19	20	95
Houston	7	17	17	100
Cincinnati	7	13	13	100
BYU	7	13	13	100
Baylor	7	8	10	80

YARDS PUNTED

Team	G	No.	Yards	Avg/P	Ret.	Avg/R	TB	Net/P
BYU	7	35	1703	48.66	234	19.50	3	40.26
Texas Tech	7	30	1419	47.30	40	5.71	4	43.30
Houston	7	32	1307	40.84	26	4.33	0	40.03
Iowa St.	7	32	1277	39.91	75	6.82	3	35.69
Oklahoma St.	7	31	1267	40.87	26	2.89	1	39.39
Cincinnati	7	27	1198	44.37	64	5.33	0	42.00
West Virginia	7	27	1139	42.19	0	0.00	0	42.19
Kansas St.	7	25	1137	45.48	169	24.14	0	38.72
Oklahoma	7	27	1095	40.56	41	4.10	2	37.56
TCU	7	26	1040	40.00	69	11.50	1	36.58
Baylor	7	22	925	42.05	97	13.86	0	37.64
UCF	7	23	908	39.48	124	15.50	0	34.09
Texas	7	20	865	43.25	68	7.56	2	37.85
Kansas	7	21	851	40.52	0	0.00	0	40.52

PUNT RETURN AVG

Team	G	No	Yards	TD	Long	Avg.
Kansas	7	3	108	1	82	36
Texas Tech	7	7	162	1	43	23.14
Texas	7	12	211	2	74	17.58
Baylor	7	11	190	0	70	17.27
West Virginia	7	10	87	0	20	8.7
Iowa St.	7	8	67	0	33	8.38
TCU	7	7	45	0	18	6.43
UCF	7	7	42	0	12	6
Houston	7	9	33	0	14	3.67
Oklahoma	7	10	31	0	22	3.1
BYU	7	9	22	0	12	2.44
Cincinnati	7	7	13	0	12	1.86
Kansas St.	7	8	14	0	11	1.75
Oklahoma St.	7	5	8	0	14	1.6

KICK RETURNS

Team	G	No.	Yards	TD	Long	Avg.
BYU	7	23	429	0	40	18.65
Baylor	7	22	462	0	34	21.00
Houston	7	21	536	2	100	25.52
Kansas	7	17	323	0	43	19.00
Oklahoma St.	7	16	352	0	40	22.00
TCU	7	15	289	0	40	19.27
Oklahoma	7	15	254	0	31	16.93
Texas Tech	7	14	372	1	100	26.57
Texas	7	13	213	0	45	16.38
West Virginia	7	12	234	0	33	19.50
UCF	7	11	221	0	51	20.09
Kansas St.	7	10	151	0	38	15.10
Cincinnati	7	8	147	0	37	18.38
Iowa St.	7	4	189	0	72	47.25

PUNT RETURNS

Team	G	No	Yards	TD	Long	Avg.
Texas	7	12	211	2	74	17.58
Baylor	7	11	190	0	70	17.27
West Virginia	7	10	87	0	20	8.7
Oklahoma	7	10	31	0	22	3.1
Houston	7	9	33	0	14	3.67
BYU	7	9	22	0	12	2.44
Kansas St.	7	8	14	0	11	1.75
Iowa St.	7	8	67	0	33	8.38
UCF	7	7	42	0	12	6
Texas Tech	7	7	162	1	43	23.14
TCU	7	7	45	0	18	6.43
Cincinnati	7	7	13	0	12	1.86
Oklahoma St.	7	5	8	0	14	1.6
Kansas	7	3	108	1	82	36

KICK RETURN YARDS

Team	G	No.	Yards	TD	Long	Avg.
Houston	7	21	536	2	100	25.52
Baylor	7	22	462	0	34	21.00
BYU	7	23	429	0	40	18.65
Texas Tech	7	14	372	1	100	26.57
Oklahoma St.	7	16	352	0	40	22.00
Kansas	7	17	323	0	43	19.00
TCU	7	15	289	0	40	19.27
Oklahoma	7	15	254	0	31	16.93
West Virginia	7	12	234	0	33	19.50
UCF	7	11	221	0	51	20.09
Texas	7	13	213	0	45	16.38
Iowa St.	7	4	189	0	72	47.25
Kansas St.	7	10	151	0	38	15.10
Cincinnati	7	8	147	0	37	18.38



**2023-24 Big 12 Football
Extended Team Leaders
In Conference games**

PUNT RETURN YARDS

Team	G	No	Yards	TD	Long	Avg.
Texas	7	12	211	2	74	17.58
Baylor	7	11	190	0	70	17.27
Texas Tech	7	7	162	1	43	23.14
Kansas	7	3	108	1	82	36
West Virginia	7	10	87	0	20	8.7
Iowa St.	7	8	67	0	33	8.38
TCU	7	7	45	0	18	6.43
UCF	7	7	42	0	12	6
Houston	7	9	33	0	14	3.67
Oklahoma	7	10	31	0	22	3.1
BYU	7	9	22	0	12	2.44
Kansas St.	7	8	14	0	11	1.75
Cincinnati	7	7	13	0	12	1.86
Oklahoma St.	7	5	8	0	14	1.6

KICK RETURN TDS

Team	G	No.	Yards	TD	Long	Avg.
Houston	7	21	536	2	100	25.52
Texas Tech	7	14	372	1	100	26.57
West Virginia	7	12	234	0	33	19.50
UCF	7	11	221	0	51	20.09
Texas	7	13	213	0	45	16.38
TCU	7	15	289	0	40	19.27
Oklahoma St.	7	16	352	0	40	22.00
Oklahoma	7	15	254	0	31	16.93
Kansas St.	7	10	151	0	38	15.10
Kansas	7	17	323	0	43	19.00
Iowa St.	7	4	189	0	72	47.25
Cincinnati	7	8	147	0	37	18.38
BYU	7	23	429	0	40	18.65
Baylor	7	22	462	0	34	21.00

PUNT RETURN TDS

Team	G	No	Yards	TD	Long	Avg.
Texas	7	12	211	2	74	17.58
Texas Tech	7	7	162	1	43	23.14
Kansas	7	3	108	1	82	36
West Virginia	7	10	87	0	20	8.7
UCF	7	7	42	0	12	6
TCU	7	7	45	0	18	6.43
Oklahoma St.	7	5	8	0	14	1.6
Oklahoma	7	10	31	0	22	3.1
Kansas St.	7	8	14	0	11	1.75
Iowa St.	7	8	67	0	33	8.38
Houston	7	9	33	0	14	3.67
Cincinnati	7	7	13	0	12	1.86
BYU	7	9	22	0	12	2.44
Baylor	7	11	190	0	70	17.27

KICKOFF RETURNS

Team	G	No	Yards	TD	Long	Avg.
Texas Tech	7	38	1599	1	100	42.08
Texas	7	48	1976	0	45	41.17
Baylor	7	33	1347	0	34	40.82
BYU	7	29	1179	0	40	40.66
Oklahoma	7	46	1861	0	31	40.46
Oklahoma St.	7	47	1898	0	40	40.38
Kansas St.	7	49	1941	0	38	39.61
Iowa St.	7	45	1780	0	72	39.56
Kansas	7	42	1657	0	43	39.45
UCF	7	38	1466	0	51	38.58
West Virginia	7	42	1617	0	33	38.5
Cincinnati	7	30	1101	0	37	36.7
TCU	7	37	1336	0	40	36.11
Houston	7	27	946	2	100	35.04



**2023-24 Big 12 Football
Extended Team Leaders
In Conference games**

INTERCEPTION RETURN AVG

Team	G	No.	Yards	TD	Long	Avg.
Kansas	7	6	147	3	50	24.50
BYU	7	7	171	1	42	24.43
TCU	7	4	76	1	40	19.00
Houston	7	3	50	0	35	16.67
Oklahoma St.	7	8	131	1	35	16.38
Texas	7	6	92	0	45	15.33
Kansas St.	7	9	122	1	45	13.56
West Virginia	7	4	51	0	31	12.75
Oklahoma	7	11	127	1	44	11.55
Cincinnati	7	4	45	0	25	11.25
UCF	7	6	64	0	27	10.67
Texas Tech	7	5	49	0	23	9.80
Iowa St.	7	12	62	0	30	5.17
Baylor	7	5	11	0	6	2.20

FUMBLE RETURNS

Team	G	No.	Yards	TD	Long	Avg.
West Virginia	7	4	0	0	0	0.00
UCF	7	4	87	1	87	21.75
Texas Tech	7	1	0	0	0	0.00
Texas	7	5	0	0	0	0.00
TCU	7	1	0	0	0	0.00
Oklahoma St.	7	6	0	0	0	0.00
Oklahoma	7	2	0	0	0	0.00
Kansas St.	7	6	15	1	15	2.50
Kansas	7	4	28	1	22	7.00
Iowa St.	7	2	6	0	6	3.00
Houston	7	3	0	0	0	0.00
Cincinnati	7	2	0	0	0	0.00
BYU	7	4	0	1	0	0.00
Baylor	7	6	87	2	72	14.50

INTERCEPTION RETURNS

Team	G	No.	Yards	TD	Long	Avg.
Iowa St.	7	12	62	0	30	5.17
Oklahoma	7	11	127	1	44	11.55
Kansas St.	7	9	122	1	45	13.56
Oklahoma St.	7	8	131	1	35	16.38
BYU	7	7	171	1	42	24.43
UCF	7	6	64	0	27	10.67
Texas	7	6	92	0	45	15.33
Kansas	7	6	147	3	50	24.50
Texas Tech	7	5	49	0	23	9.80
Baylor	7	5	11	0	6	2.20
West Virginia	7	4	51	0	31	12.75
TCU	7	4	76	1	40	19.00
Cincinnati	7	4	45	0	25	11.25
Houston	7	3	50	0	35	16.67

FUMBLE RETURN YARDS

Team	G	No.	Yards	TD	Long	Avg.
UCF	7	4	87	1	87	21.75
Baylor	7	6	87	2	72	14.50
Kansas	7	4	28	1	22	7.00
Kansas St.	7	6	15	1	15	2.50
Iowa St.	7	2	6	0	6	3.00
West Virginia	7	4	0	0	0	0.00
Texas Tech	7	1	0	0	0	0.00
Texas	7	5	0	0	0	0.00
TCU	7	1	0	0	0	0.00
Oklahoma St.	7	6	0	0	0	0.00
Oklahoma	7	2	0	0	0	0.00
Houston	7	3	0	0	0	0.00
Cincinnati	7	2	0	0	0	0.00
BYU	7	4	0	1	0	0.00

INTERCEPTION RET YARDS

Team	G	No.	Yards	TD	Long	Avg.
BYU	7	7	171	1	42	24.43
Kansas	7	6	147	3	50	24.50
Oklahoma St.	7	8	131	1	35	16.38
Oklahoma	7	11	127	1	44	11.55
Kansas St.	7	9	122	1	45	13.56
Texas	7	6	92	0	45	15.33
TCU	7	4	76	1	40	19.00
UCF	7	6	64	0	27	10.67
Iowa St.	7	12	62	0	30	5.17
West Virginia	7	4	51	0	31	12.75
Houston	7	3	50	0	35	16.67
Texas Tech	7	5	49	0	23	9.80
Cincinnati	7	4	45	0	25	11.25
Baylor	7	5	11	0	6	2.20

FUMBLE RETURN TDS

Team	G	No.	Yards	TD	Long	Avg.
Baylor	7	6	87	2	72	14.50
UCF	7	4	87	1	87	21.75
Kansas St.	7	6	15	1	15	2.50
Kansas	7	4	28	1	22	7.00
BYU	7	4	0	1	0	0.00
West Virginia	7	4	0	0	0	0.00
Texas Tech	7	1	0	0	0	0.00
Texas	7	5	0	0	0	0.00
TCU	7	1	0	0	0	0.00
Oklahoma St.	7	6	0	0	0	0.00
Oklahoma	7	2	0	0	0	0.00
Iowa St.	7	2	6	0	6	3.00
Houston	7	3	0	0	0	0.00
Cincinnati	7	2	0	0	0	0.00



**2023-24 Big 12 Football
Extended Team Leaders
In Conference games**

INTERCEPTION RETURN TDS

Team	G	No.	Yards	TD	Long	Avg.
Kansas	7	6	147	3	50	24.50
TCU	7	4	76	1	40	19.00
Oklahoma St.	7	8	131	1	35	16.38
Oklahoma	7	11	127	1	44	11.55
Kansas St.	7	9	122	1	45	13.56
BYU	7	7	171	1	42	24.43
West Virginia	7	4	51	0	31	12.75
UCF	7	6	64	0	27	10.67
Texas Tech	7	5	49	0	23	9.80
Texas	7	6	92	0	45	15.33
Iowa St.	7	12	62	0	30	5.17
Houston	7	3	50	0	35	16.67
Cincinnati	7	4	45	0	25	11.25
Baylor	7	5	11	0	6	2.20

FUMBLE RECOVERED

Team	G	No.	Yards	TD	Long	Avg.
Oklahoma St.	7	6	0	0	0	0.00
Kansas St.	7	6	15	1	15	2.50
Baylor	7	6	87	2	72	14.50
Texas	7	5	0	0	0	0.00
West Virginia	7	4	0	0	0	0.00
UCF	7	4	87	1	87	21.75
Kansas	7	4	28	1	22	7.00
BYU	7	4	0	1	0	0.00
Houston	7	3	0	0	0	0.00
Oklahoma	7	2	0	0	0	0.00
Iowa St.	7	2	6	0	6	3.00
Cincinnati	7	2	0	0	0	0.00
Texas Tech	7	1	0	0	0	0.00
TCU	7	1	0	0	0	0.00

FUMBLE RETURN AVG

Team	G	No.	Yards	TD	Long	Avg.
UCF	7	4	87	1	87	21.75
Baylor	7	6	87	2	72	14.50
Kansas	7	4	28	1	22	7.00
Iowa St.	7	2	6	0	6	3.00
Kansas St.	7	6	15	1	15	2.50
West Virginia	7	4	0	0	0	0.00
Texas Tech	7	1	0	0	0	0.00
Texas	7	5	0	0	0	0.00
TCU	7	1	0	0	0	0.00
Oklahoma St.	7	6	0	0	0	0.00
Oklahoma	7	2	0	0	0	0.00
Houston	7	3	0	0	0	0.00
Cincinnati	7	2	0	0	0	0.00
BYU	7	4	0	1	0	0.00

TURNOVER MARGIN

Team	Lost				Gained			Margin	Per/G
	G	Fum	Int	Tot	Fum	Int	Tot		
Iowa St.	7	1	4	5	2	12	14	9	1.29
Kansas St.	7	2	5	7	6	9	15	8	1.14
Oklahoma St.	7	3	8	11	6	8	14	3	0.43
Oklahoma	7	6	4	10	2	11	13	3	0.43
Kansas	7	2	5	7	4	6	10	3	0.43
Baylor	7	6	4	10	6	5	11	1	0.14
UCF	7	5	5	10	4	6	10	0	0.00
West Virginia	7	3	6	9	4	4	8	-1	-0.14
Texas	7	5	7	12	5	6	11	-1	-0.14
BYU	7	5	7	12	4	7	11	-1	-0.14
Texas Tech	7	3	8	11	1	5	6	-5	-0.71
Houston	7	2	9	11	3	3	6	-5	-0.71
Cincinnati	7	5	7	12	2	4	6	-6	-0.86
TCU	7	2	11	13	1	4	5	-8	-1.14

FIRST DOWNS

Team	G	Rush	Pass	Pen	Total	Avg/G
TCU	7	64	105	9	178	25.43
Oklahoma	7	69	91	14	174	24.86
Kansas St.	7	81	78	10	169	24.14
West Virginia	7	82	56	21	159	22.71
Texas	7	64	88	5	157	22.43
Oklahoma St.	7	52	91	8	151	21.57
UCF	7	71	65	13	149	21.29
Cincinnati	7	77	65	6	148	21.14
Texas Tech	7	72	63	9	144	20.57
Baylor	7	43	89	7	139	19.86
Kansas	7	61	64	12	137	19.57
Iowa St.	7	47	70	8	125	17.86
Houston	7	43	72	7	122	17.43
BYU	7	43	66	13	122	17.43

3RD-DOWN CONVERSIONS

Team	G	Conv.	Att.	Pct.
Kansas St.	7	45	94	47.87
UCF	7	42	88	47.73
TCU	7	46	106	43.4
Kansas	7	34	80	42.5
Iowa St.	7	43	103	41.75
West Virginia	7	42	101	41.58
Oklahoma	7	39	96	40.63
Cincinnati	7	39	102	38.24
Texas Tech	7	42	111	37.84
Houston	7	33	90	36.67
Texas	7	32	89	35.96
Oklahoma St.	7	38	106	35.85
Baylor	7	38	108	35.19
BYU	7	23	89	25.84



**2023-24 Big 12 Football
Extended Team Leaders
In Conference games**

1ST DOWNS RUSHING

Team	G	Rush	Pass	Pen	Total	Avg/G
West Virginia	7	82	56	21	159	22.71
Kansas St.	7	81	78	10	169	24.14
Cincinnati	7	77	65	6	148	21.14
Texas Tech	7	72	63	9	144	20.57
UCF	7	71	65	13	149	21.29
Oklahoma	7	69	91	14	174	24.86
Texas	7	64	88	5	157	22.43
TCU	7	64	105	9	178	25.43
Kansas	7	61	64	12	137	19.57
Oklahoma St.	7	52	91	8	151	21.57
Iowa St.	7	47	70	8	125	17.86
Houston	7	43	72	7	122	17.43
BYU	7	43	66	13	122	17.43
Baylor	7	43	89	7	139	19.86

OPT 3RD-DN CONVERT

Team	G	Conv.	Att.	Pct.
Texas	7	22	91	24.18
Kansas St.	7	26	102	25.49
Oklahoma	7	29	104	27.88
Iowa St.	7	32	96	33.33
TCU	7	36	102	35.29
Cincinnati	7	38	95	40
Texas Tech	7	42	102	41.18
West Virginia	7	39	94	41.49
Kansas	7	40	92	43.48
Oklahoma St.	7	44	101	43.56
Baylor	7	41	92	44.57
UCF	7	45	97	46.39
BYU	7	51	98	52.04
Houston	7	51	97	52.58

1ST DOWNS PASSING

Team	G	Rush	Pass	Pen	Total	Avg/G
TCU	7	64	105	9	178	25.43
Oklahoma St.	7	52	91	8	151	21.57
Oklahoma	7	69	91	14	174	24.86
Baylor	7	43	89	7	139	19.86
Texas	7	64	88	5	157	22.43
Kansas St.	7	81	78	10	169	24.14
Houston	7	43	72	7	122	17.43
Iowa St.	7	47	70	8	125	17.86
BYU	7	43	66	13	122	17.43
UCF	7	71	65	13	149	21.29
Cincinnati	7	77	65	6	148	21.14
Kansas	7	61	64	12	137	19.57
Texas Tech	7	72	63	9	144	20.57
West Virginia	7	82	56	21	159	22.71

4TH-DOWN CONVERSIONS

Team	G	Conv.	Att.	Pct.
Oklahoma	7	8	12	66.67
Iowa St.	7	6	9	66.67
Texas Tech	7	17	26	65.38
Texas	7	10	17	58.82
TCU	7	9	16	56.25
UCF	7	6	11	54.55
West Virginia	7	9	17	52.94
Oklahoma St.	7	6	13	46.15
Kansas St.	7	6	14	42.86
BYU	7	6	17	35.29
Baylor	7	10	30	33.33
Cincinnati	7	6	21	28.57
Kansas	7	3	11	27.27
Houston	7	2	13	15.38

1ST DOWNS BY PENALTY

Team	G	Rush	Pass	Pen	Total	Avg/G
West Virginia	7	82	56	21	159	22.71
Oklahoma	7	69	91	14	174	24.86
UCF	7	71	65	13	149	21.29
BYU	7	43	66	13	122	17.43
Kansas	7	61	64	12	137	19.57
Kansas St.	7	81	78	10	169	24.14
Texas Tech	7	72	63	9	144	20.57
TCU	7	64	105	9	178	25.43
Oklahoma St.	7	52	91	8	151	21.57
Iowa St.	7	47	70	8	125	17.86
Houston	7	43	72	7	122	17.43
Baylor	7	43	89	7	139	19.86
Cincinnati	7	77	65	6	148	21.14
Texas	7	64	88	5	157	22.43

OPP 4TH-DN CONVERT

Team	G	Conv.	Att.	Pct.
Oklahoma St.	7	2	15	13.33
TCU	7	5	16	31.25
BYU	7	6	17	35.29
Texas Tech	7	5	13	38.46
Texas	7	7	18	38.89
Kansas St.	7	13	27	48.15
Oklahoma	7	11	22	50
Iowa St.	7	12	23	52.17
West Virginia	7	9	17	52.94
Houston	7	8	15	53.33
Baylor	7	6	11	54.55
UCF	7	7	12	58.33
Kansas	7	7	12	58.33
Cincinnati	7	6	9	66.67



**2023-24 Big 12 Football
Extended Team Leaders
In Conference games**

OPPONENT 1ST DOWNS

Team	G	Rush	Pass	Pen	Total	Avg/G
Kansas St.	7	50	72	9	131	18.71
Cincinnati	7	55	67	13	135	19.29
Texas	7	39	87	11	137	19.57
TCU	7	60	61	16	137	19.57
Iowa St.	7	52	72	13	137	19.57
Texas Tech	7	57	70	12	139	19.86
Oklahoma St.	7	62	75	6	143	20.43
Baylor	7	63	76	5	144	20.57
Oklahoma	7	60	77	14	151	21.57
West Virginia	7	64	83	7	154	22
Kansas	7	65	86	9	160	22.86
BYU	7	77	79	9	165	23.57
Houston	7	82	81	6	169	24.14
UCF	7	83	77	12	172	24.57



**2023-24 Big 12 Football
Extended Team Leaders
In Conference games**

SACKS BY

Team	G	No.	Yards	Avg/G
Texas	7	18	124	2.57
Houston	7	17	98	2.43
Kansas	7	16	110	2.29
West Virginia	7	15	101	2.14
UCF	7	15	130	2.14
Texas Tech	7	13	100	1.86
TCU	7	12	84	1.71
Oklahoma St.	7	12	64	1.71
Oklahoma	7	12	71	1.71
Kansas St.	7	12	83	1.71
Iowa St.	7	11	75	1.57
Baylor	7	10	73	1.43
Cincinnati	7	8	47	1.14
BYU	7	4	49	0.57

KICKOFF COVERAGE

Team	G	No	Yards	Avg.	Ret.	TB	NetAvg
Texas Tech	7	38	2416	63.58	215	24	38
Texas	7	48	3088	64.33	230	28	45.31
Baylor	7	33	2000	60.61	302	6	38.88
BYU	7	29	1825	62.93	171	19	31.76
Oklahoma	7	46	2862	62.22	284	21	44.52
Oklahoma St.	7	47	2927	62.28	142	25	40.74
Kansas St.	7	49	2992	61.06	463	17	47.88
Iowa St.	7	45	2778	61.73	364	23	43.2
Kansas	7	42	2538	60.43	163	27	36.67
UCF	7	38	2262	59.53	370	17	41.61
West Virginia	7	42	2609	62.12	572	14	48.21
Cincinnati	7	30	1797	59.9	232	12	43.83
TCU	7	37	2245	60.68	325	21	37.73
Houston	7	27	1655	61.3	339	14	28.48

SACKS AGAINST

Team	G	No.	Yards	Avg/G
West Virginia	7	3	18	0.43
Oklahoma St.	7	3	30	0.43
Iowa St.	7	8	45	1.14
Kansas	7	9	78	1.29
Texas Tech	7	11	78	1.57
Oklahoma	7	12	65	1.71
Kansas St.	7	12	90	1.71
Texas	7	14	83	2
UCF	7	15	115	2.14
TCU	7	15	90	2.14
Houston	7	15	96	2.14
BYU	7	15	109	2.14
Cincinnati	7	16	98	2.29
Baylor	7	27	214	3.86

RED ZONE OFFENSE

Team	G	Scores	Pct.	TDs	(R-P)	FGs	TurnO
Iowa St.	7	24 - 24	100.00	14	9 - 5	10 - 10	0
UCF	7	20 - 21	95.24	17	10 - 7	3 - 4	0
Kansas St.	7	32 - 36	88.89	28	17 - 11	4 - 6	2
West Virginia	7	29 - 33	87.88	20	16 - 4	9 - 9	3
Oklahoma	7	30 - 35	85.71	22	14 - 8	8 - 11	2
Kansas	7	19 - 23	82.61	13	9 - 4	6 - 8	2
Texas Tech	7	22 - 27	81.48	16	10 - 6	6 - 6	4
Oklahoma St.	7	28 - 35	80.00	15	10 - 5	13 - 16	4
Texas	7	22 - 29	75.86	13	9 - 4	9 - 10	6
Houston	7	11 - 15	73.33	8	1 - 7	3 - 3	4
BYU	7	15 - 21	71.43	9	4 - 5	6 - 8	4
Baylor	7	21 - 30	70.00	12	6 - 6	9 - 12	5
Cincinnati	7	15 - 22	68.18	9	5 - 4	6 - 8	4
TCU	7	17 - 25	68.00	14	6 - 8	3 - 3	7

PENALTIES

Team	G	No.	Yards	Avg/G
Baylor	7	27	193	27.57
Oklahoma St.	7	31	251	35.86
Kansas St.	7	33	282	40.29
BYU	7	33	284	40.57
Iowa St.	7	34	287	41
West Virginia	7	35	295	42.14
Kansas	7	32	298	42.57
Cincinnati	7	33	305	43.57
Houston	7	34	327	46.71
Texas	7	44	350	50
TCU	7	42	350	50
UCF	7	42	361	51.57
Oklahoma	7	47	370	52.86
Texas Tech	7	40	383	54.71

RED ZONE DEFENSE

Team	G	Scores	Pct.	TDs	(R-P)	FGs	TurnO
Texas	7	17 - 26	65.38	10	4 - 6	7 - 8	7
Oklahoma	7	18 - 25	72.00	11	8 - 3	7 - 9	5
Iowa St.	7	15 - 20	75.00	13	7 - 6	2 - 3	4
Baylor	7	23 - 30	76.67	18	9 - 9	5 - 7	4
Kansas St.	7	17 - 22	77.27	9	5 - 4	8 - 9	3
UCF	7	32 - 41	78.05	22	18 - 4	10 - 15	3
Oklahoma St.	7	15 - 19	78.95	11	7 - 4	4 - 5	3
BYU	7	24 - 29	82.76	16	7 - 9	8 - 8	5
Houston	7	26 - 31	83.87	21	15 - 6	5 - 7	2
West Virginia	7	21 - 25	84.00	17	8 - 9	4 - 6	2
TCU	7	22 - 26	84.62	13	8 - 5	9 - 9	4
Cincinnati	7	24 - 28	85.71	16	9 - 7	8 - 10	2
Texas Tech	7	20 - 22	90.91	14	8 - 6	6 - 6	2
Kansas	7	31 - 32	96.88	19	13 - 6	12 - 12	1



OPPONENT PENALTIES

Team	G	No.	Yards	Avg/G
West Virginia	7	51	484	69.14
BYU	7	52	436	62.29
Kansas St.	7	44	375	53.57
Kansas	7	37	327	46.71
TCU	7	36	311	44.43
UCF	7	34	310	44.29
Oklahoma St.	7	33	293	41.86
Iowa St.	7	34	290	41.43
Houston	7	33	287	41
Oklahoma	7	35	286	40.86
Baylor	7	32	284	40.57
Cincinnati	7	32	228	32.57
Texas Tech	7	26	218	31.14
Texas	7	28	207	29.57

TIME OF POSSESSION

Team	G	Total possession	Avg/G
West Virginia	7	239:44	34:15
Iowa St.	7	223:42	31:58
Texas	7	223:40	31:57
Cincinnati	7	222:58	31:51
Baylor	7	221:56	31:42
Kansas St.	7	221:26	31:38
Oklahoma St.	7	210:52	30:07
Texas Tech	7	204:01	29:09
Kansas	7	201:28	28:47
Oklahoma	7	199:14	28:28
BYU	7	198:09	28:19
UCF	7	191:41	27:23
TCU	7	191:20	27:20
Houston	7	187:37	26:48



**2023-24 Big 12 Football
Conference Individual Game Highs
In Conference games**

INDIVIDUAL PLAYER GAME HIGHS

Points scored	
30	Avery Johnson (Kansas St.) at Texas Tech (10/14/2023)
24	Ollie Gordon (Oklahoma St.) at West Virginia (10/21/2023)
24	DJ Giddens (Kansas St.) vs UCF (09/23/2023)
Touchdowns	
5	Avery Johnson (Kansas St.) at Texas Tech (10/14/2023)
4	Ollie Gordon (Oklahoma St.) at West Virginia (10/21/2023)
4	DJ Giddens (Kansas St.) vs UCF (09/23/2023)
TD responsibility	
8	Dillon Gabriel (Oklahoma) vs West Virginia (11/11/2023) [3r,5p]
Points scored kicking	
17	Alex Hale (Oklahoma St.) vs Kansas St. (10/06/2023) [5fg,2pat]
Total offense yards	
473	Dillon Gabriel (Oklahoma) vs West Virginia (11/11/2023) [50r,423p]
465	Josh Hoover (TCU) vs BYU (10/14/2023) [26r,439p]
Total offense plays	
59	Josh Hoover (TCU) vs BYU (10/14/2023) [1r,58p]
56	Josh Hoover (TCU) at Texas Tech (11/02/2023) [4r,52p]
56	Kedon Slovis (BYU) at Kansas (09/23/2023) [5r,51p]
56	Emory Jones (Cincinnati) vs Oklahoma (09/23/2023) [15r,41p]
Total offense yards/play	
42	Jaylin Noel (Iowa St.) vs Kansas (11/04/2023) [42-1]
35	Xavier Worthy (Texas) at Baylor (09/23/2023) [35-1]
Rushing yards	
282	Ollie Gordon (Oklahoma St.) at West Virginia (10/21/2023)
271	Ollie Gordon (Oklahoma St.) vs Cincinnati (10/28/2023)
Rushing attempts	
33	Tahj Brooks (Texas Tech) at Kansas (11/11/2023)
33	Ollie Gordon (Oklahoma St.) vs Oklahoma (11/04/2023)
Yards per rush	
54	Jake Strong (Texas Tech) vs Kansas St. (10/14/2023) [54-1]
26	Josh Hoover (TCU) vs BYU (10/14/2023) [26-1]
Rushing TDs	
5	Avery Johnson (Kansas St.) at Texas Tech (10/14/2023)
4	Ollie Gordon (Oklahoma St.) at West Virginia (10/21/2023)
4	DJ Giddens (Kansas St.) vs UCF (09/23/2023)
Longest rush	
92	RJ Harvey (UCF) vs Oklahoma St. (11/11/2023)
79	Johnny Richardson (UCF) vs Baylor (09/30/2023)
Passing yards	
439	Josh Hoover (TCU) vs BYU (10/14/2023)
423	Dillon Gabriel (Oklahoma) vs West Virginia (11/11/2023)
Passing attempts	
58	Josh Hoover (TCU) vs BYU (10/14/2023)
52	Josh Hoover (TCU) at Texas Tech (11/02/2023)
Passing TDs	
5	Dillon Gabriel (Oklahoma) vs West Virginia (11/11/2023)
5	Jason Bean (Kansas) at Oklahoma St. (10/14/2023)
Longest pass	
86	John Rhys Plumlee (UCF) at Oklahoma (10/21/2023)
80	Jason Bean (Kansas) at Iowa St. (11/04/2023)
Passes completed	



**2023-24 Big 12 Football
Conference Individual Game Highs
In Conference games**

37	Josh Hoover (TCU) vs BYU (10/14/2023)
32	Josh Hoover (TCU) at Texas Tech (11/02/2023)
32	Donovan Smith (Houston) vs Texas (10/21/2023)
Had intercepted	
3	Donovan Smith (Houston) vs Cincinnati (11/11/2023)
3	Alan Bowman (Oklahoma St.) at UCF (11/11/2023)
3	John Rhys Plumlee (UCF) vs West Virginia (10/28/2023)
3	Jake Strong (Texas Tech) at BYU (10/21/2023)
3	Jake Strong (Texas Tech) vs Kansas St. (10/14/2023)
3	Will Howard (Kansas St.) at Oklahoma St. (10/06/2023)
Pass completion pct	
100	Parker Kingston (BYU) vs Iowa St. (11/11/2023) [1-1]
100	Timmy McClain (UCF) vs Oklahoma St. (11/11/2023) [1-1]
100	Jordan Nabors (Baylor) at Kansas St. (11/11/2023) [1-1]
100	Nicco Marchiol (West Virginia) vs BYU (11/04/2023) [4-4]
100	Jaylin Noel (Iowa St.) vs Kansas (11/04/2023) [1-1]
100	Nicco Marchiol (West Virginia) at UCF (10/28/2023) [1-1]
100	Jake Rubley (Kansas St.) vs Houston (10/28/2023) [1-1]
100	Ryan Sanborn (Texas) at Houston (10/21/2023) [1-1]
100	Grant Tisdale (TCU) vs BYU (10/14/2023) [1-1]
100	Savion Red (Texas) vs Oklahoma (N) (10/07/2023) [1-1]
100	Brennan Presley (Oklahoma St.) vs Kansas St. (10/06/2023) [1-1]
100	J.J. Kohl (Iowa St.) at Oklahoma (09/30/2023) [4-4]
100	LJ Martin (BYU) vs Cincinnati (09/29/2023) [1-1]
100	Xavier Worthy (Texas) at Baylor (09/23/2023) [1-1]
100	Traylon Ray (West Virginia) vs Texas Tech (09/23/2023) [1-1]
Pass yards/attempt	
42	Jaylin Noel (Iowa St.) vs Kansas (11/04/2023) [42-1]
35	Xavier Worthy (Texas) at Baylor (09/23/2023) [35-1]
Pass yards/catch	
42	Jaylin Noel (Iowa St.) vs Kansas (11/04/2023) [42-1]
35	Xavier Worthy (Texas) at Baylor (09/23/2023) [35-1]
Receiving yards	
172	Jayden Higgins (Iowa St.) at Cincinnati (10/14/2023)
164	Savion Williams (TCU) vs Texas (11/11/2023)
164	Drake Stoops (Oklahoma) vs West Virginia (11/11/2023)
Receptions	
12	Drake Stoops (Oklahoma) at Oklahoma St. (11/04/2023)
11	Savion Williams (TCU) vs Texas (11/11/2023)
Yards per catch	
122	Ollie Gordon (Oklahoma St.) vs Kansas (10/14/2023) [6-116]
81	Jonathon Brooks (Texas) at TCU (11/11/2023) [3-74]
Receiving TDs	
3	Drake Stoops (Oklahoma) vs West Virginia (11/11/2023)
3	Kobe Hudson (UCF) vs Oklahoma St. (11/11/2023)
Longest reception	
86	Javon Baker (UCF) at Oklahoma (10/21/2023)
80	Lawrence Arnold (Kansas) at Iowa St. (11/04/2023)
Field goal attempts	
6	Alex Hale (Oklahoma St.) vs Kansas St. (10/06/2023)
5	Alex Hale (Oklahoma St.) vs Kansas (10/14/2023)
5	Griffin Kell (TCU) at Houston (09/16/2023)
Field goals made	
5	Alex Hale (Oklahoma St.) vs Kansas St. (10/06/2023)
4	Bert Auburn (Texas) vs Kansas St. (11/04/2023)



**2023-24 Big 12 Football
Conference Individual Game Highs
In Conference games**

4	Isaiah Hankins (Baylor) at Cincinnati (10/21/2023)
4	Alex Hale (Oklahoma St.) vs Kansas (10/14/2023)
Longest field goal	
56	Griffin Kell (TCU) vs Texas (11/11/2023)
55	Gino Garcia (Texas Tech) vs TCU (11/02/2023)
Field goal pct	
100	Chase Contreras (Iowa St.) at BYU (11/11/2023) [1-1]
100	Bert Auburn (Texas) at TCU (11/11/2023) [3-3]
100	Griffin Kell (TCU) vs Texas (11/11/2023) [2-2]
100	Zach Schmit (Oklahoma) vs West Virginia (11/11/2023) [1-1]
100	Carter Brown (Cincinnati) at Houston (11/11/2023) [1-1]
100	Alex Hale (Oklahoma St.) at UCF (11/11/2023) [1-1]
100	Colton Boomer (UCF) vs Oklahoma St. (11/11/2023) [1-1]
100	Chris Tennant (Kansas St.) vs Baylor (11/11/2023) [1-1]
100	Seth Keller (Kansas) vs Texas Tech (11/11/2023) [2-2]
100	Michael Hayes (West Virginia) vs BYU (11/04/2023) [3-3]
100	Chase Contreras (Iowa St.) vs Kansas (11/04/2023) [2-2]
100	Carter Brown (Cincinnati) vs UCF (11/04/2023) [2-2]
100	Alex Hale (Oklahoma St.) vs Oklahoma (11/04/2023) [2-2]
100	Bert Auburn (Texas) vs Kansas St. (11/04/2023) [4-4]
100	Gino Garcia (Texas Tech) vs TCU (11/02/2023) [2-2]
100	Chase Contreras (Iowa St.) at Baylor (10/28/2023) [3-3]
100	Will Ferrin (BYU) at Texas (10/28/2023) [2-2]
100	Michael Hayes (West Virginia) at UCF (10/28/2023) [2-2]
100	Chris Tennant (Kansas St.) vs TCU (10/21/2023) [2-2]
100	Griffin Kell (TCU) at Kansas St. (10/21/2023) [1-1]
100	Will Ferrin (BYU) vs Texas Tech (10/21/2023) [2-2]
100	Michael Hayes (West Virginia) vs Oklahoma St. (10/21/2023) [2-2]
100	Bert Auburn (Texas) at Houston (10/21/2023) [1-1]
100	Jack Martin (Houston) vs Texas (10/21/2023) [1-1]
100	Isaiah Hankins (Baylor) at Cincinnati (10/21/2023) [4-4]
100	Colton Boomer (UCF) at Oklahoma (10/21/2023) [3-3]
100	Chris Tennant (Kansas St.) at Texas Tech (10/14/2023) [1-1]
100	Will Ferrin (BYU) at TCU (10/14/2023) [1-1]
100	Griffin Kell (TCU) vs BYU (10/14/2023) [3-3]
100	Chase Contreras (Iowa St.) at Cincinnati (10/14/2023) [3-3]
100	Carter Brown (Cincinnati) vs Iowa St. (10/14/2023) [1-1]
100	Michael Hayes (West Virginia) at Houston (10/12/2023) [1-1]
100	Gino Garcia (Texas Tech) at Baylor (10/07/2023) [1-1]
100	Isaiah Hankins (Baylor) vs Texas Tech (10/07/2023) [2-2]
100	Bert Auburn (Texas) vs Oklahoma (N) (10/07/2023) [3-3]
100	Chase Contreras (Iowa St.) at Oklahoma (09/30/2023) [2-2]
100	Carter Brown (Cincinnati) at BYU (09/29/2023) [2-2]
100	Isaiah Hankins (Baylor) vs Texas (09/23/2023) [2-2]
100	Gino Garcia (Texas Tech) at West Virginia (09/23/2023) [2-2]
100	Michael Hayes (West Virginia) vs Texas Tech (09/23/2023) [2-2]
100	Alex Hale (Oklahoma St.) at Iowa St. (09/23/2023) [2-2]
100	Chase Contreras (Iowa St.) vs Oklahoma St. (09/23/2023) [2-2]
100	Will Ferrin (BYU) at Kansas (09/23/2023) [2-2]
100	Seth Keller (Kansas) vs BYU (09/23/2023) [1-1]
100	Zach Schmit (Oklahoma) at Cincinnati (09/23/2023) [2-2]
PAT kicks attempted	
8	Zach Schmit (Oklahoma) vs West Virginia (11/11/2023)
8	Chris Tennant (Kansas St.) vs Baylor (11/11/2023)
PAT kicks made	
8	Zach Schmit (Oklahoma) vs West Virginia (11/11/2023)



**2023-24 Big 12 Football
Conference Individual Game Highs
In Conference games**

8 Chris Tennant (Kansas St.) vs Baylor (11/11/2023)

PAT kicks pct

- 100 Chase Contreras (Iowa St.) at BYU (11/11/2023) [6-6]
- 100 Will Ferrin (BYU) vs Iowa St. (11/11/2023) [1-1]
- 100 Bert Auburn (Texas) at TCU (11/11/2023) [2-2]
- 100 Griffin Kell (TCU) vs Texas (11/11/2023) [2-2]
- 100 Jack Martin (Houston) vs Cincinnati (11/11/2023) [2-2]
- 100 Carter Brown (Cincinnati) at Houston (11/11/2023) [3-3]
- 100 Michael Hayes (West Virginia) at Oklahoma (11/11/2023) [2-2]
- 100 Zach Schmit (Oklahoma) vs West Virginia (11/11/2023) [8-8]
- 100 Colton Boomer (UCF) vs Oklahoma St. (11/11/2023) [6-6]
- 100 Chris Tennant (Kansas St.) vs Baylor (11/11/2023) [8-8]
- 100 Gino Garcia (Texas Tech) at Kansas (11/11/2023) [1-1]
- 100 Seth Keller (Kansas) vs Texas Tech (11/11/2023) [1-1]
- 100 Will Ferrin (BYU) at West Virginia (11/04/2023) [1-1]
- 100 Michael Hayes (West Virginia) vs BYU (11/04/2023) [4-4]
- 100 Owen Piepergerdes (Kansas) at Iowa St. (11/04/2023) [2-2]
- 100 Seth Keller (Kansas) at Iowa St. (11/04/2023) [2-2]
- 100 Chase Contreras (Iowa St.) vs Kansas (11/04/2023) [1-1]
- 100 Carter Brown (Cincinnati) vs UCF (11/04/2023) [2-2]
- 100 Colton Boomer (UCF) at Cincinnati (11/04/2023) [4-4]
- 100 Zach Schmit (Oklahoma) at Oklahoma St. (11/04/2023) [3-3]
- 100 Jack Martin (Houston) at Baylor (11/04/2023) [2-2]
- 100 Isaiah Hankins (Baylor) vs Houston (11/04/2023) [3-3]
- 100 Alex Hale (Oklahoma St.) vs Oklahoma (11/04/2023) [3-3]
- 100 Chris Tennant (Kansas St.) at Texas (11/04/2023) [3-3]
- 100 Bert Auburn (Texas) vs Kansas St. (11/04/2023) [3-3]
- 100 Gino Garcia (Texas Tech) vs TCU (11/02/2023) [3-3]
- 100 Griffin Kell (TCU) at Texas Tech (11/02/2023) [4-4]
- 100 Carter Brown (Cincinnati) at Oklahoma St. (10/28/2023) [1-1]
- 100 Alex Hale (Oklahoma St.) vs Cincinnati (10/28/2023) [6-6]
- 100 Bert Auburn (Texas) vs BYU (10/28/2023) [5-5]
- 100 Chase Contreras (Iowa St.) at Baylor (10/28/2023) [3-3]
- 100 Michael Hayes (West Virginia) at UCF (10/28/2023) [5-5]
- 100 Colton Boomer (UCF) vs West Virginia (10/28/2023) [4-4]
- 100 Seth Keller (Kansas) vs Oklahoma (10/28/2023) [2-2]
- 100 Chris Tennant (Kansas St.) vs Houston (10/28/2023) [5-5]
- 100 Zach Schmit (Oklahoma) at Kansas (10/28/2023) [3-3]
- 100 Chris Tennant (Kansas St.) vs TCU (10/21/2023) [5-5]
- 100 Gino Garcia (Texas Tech) at BYU (10/21/2023) [2-2]
- 100 Will Ferrin (BYU) vs Texas Tech (10/21/2023) [3-3]
- 100 Michael Hayes (West Virginia) vs Oklahoma St. (10/21/2023) [4-4]
- 100 Alex Hale (Oklahoma St.) at West Virginia (10/21/2023) [6-6]
- 100 Bert Auburn (Texas) at Houston (10/21/2023) [4-4]
- 100 Jack Martin (Houston) vs Texas (10/21/2023) [3-3]
- 100 Carter Brown (Cincinnati) vs Baylor (10/21/2023) [3-3]
- 100 Isaiah Hankins (Baylor) at Cincinnati (10/21/2023) [2-2]
- 100 Zach Schmit (Oklahoma) vs UCF (10/21/2023) [4-4]
- 100 Colton Boomer (UCF) at Oklahoma (10/21/2023) [2-2]
- 100 Gino Garcia (Texas Tech) vs Kansas St. (10/14/2023) [3-3]
- 100 Chris Tennant (Kansas St.) at Texas Tech (10/14/2023) [5-5]
- 100 Owen Piepergerdes (Kansas) at Oklahoma St. (10/14/2023) [1-1]
- 100 Griffin Kell (TCU) vs BYU (10/14/2023) [5-5]
- 100 Alex Hale (Oklahoma St.) vs Kansas (10/14/2023) [3-3]
- 100 Chase Contreras (Iowa St.) at Cincinnati (10/14/2023) [3-3]
- 100 Carter Brown (Cincinnati) vs Iowa St. (10/14/2023) [1-1]



**2023-24 Big 12 Football
Conference Individual Game Highs
In Conference games**

- 100 Jack Martin (Houston) vs West Virginia (10/12/2023) [5-5]
- 100 Michael Hayes (West Virginia) at Houston (10/12/2023) [4-4]
- 100 Griffin Kell (TCU) at Iowa St. (10/07/2023) [2-2]
- 100 Gino Garcia (Texas Tech) at Baylor (10/07/2023) [4-4]
- 100 Chase Contreras (Iowa St.) vs TCU (10/07/2023) [3-3]
- 100 Seth Keller (Kansas) vs UCF (10/07/2023) [5-5]
- 100 Colton Boomer (UCF) at Kansas (10/07/2023) [2-2]
- 100 Owen Piepergerdes (Kansas) vs UCF (10/07/2023) [1-1]
- 100 Zach Schmit (Oklahoma) vs Texas (N) (10/07/2023) [4-4]
- 100 Bert Auburn (Texas) vs Oklahoma (N) (10/07/2023) [3-3]
- 100 Alex Hale (Oklahoma St.) vs Kansas St. (10/06/2023) [2-2]
- 100 Chris Tennant (Kansas St.) at Oklahoma St. (10/06/2023) [1-1]
- 100 Michael Hayes (West Virginia) at TCU (09/30/2023) [3-3]
- 100 Griffin Kell (TCU) vs West Virginia (09/30/2023) [3-3]
- 100 Zach Schmit (Oklahoma) vs Iowa St. (09/30/2023) [6-6]
- 100 Chase Contreras (Iowa St.) at Oklahoma (09/30/2023) [2-2]
- 100 Isaiah Hankins (Baylor) at UCF (09/30/2023) [2-2]
- 100 Colton Boomer (UCF) vs Baylor (09/30/2023) [5-5]
- 100 Seth Keller (Kansas) at Texas (09/30/2023) [2-2]
- 100 Bert Auburn (Texas) vs Kansas (09/30/2023) [4-4]
- 100 Gino Garcia (Texas Tech) vs Houston (09/30/2023) [7-7]
- 100 Jack Martin (Houston) at Texas Tech (09/30/2023) [4-4]
- 100 Will Ferrin (BYU) vs Cincinnati (09/29/2023) [5-5]
- 100 Carter Brown (Cincinnati) at BYU (09/29/2023) [3-3]
- 100 Colton Boomer (UCF) at Kansas St. (09/23/2023) [4-4]
- 100 Bert Auburn (Texas) at Baylor (09/23/2023) [5-5]
- 100 Michael Hayes (West Virginia) vs Texas Tech (09/23/2023) [2-2]
- 100 Gino Garcia (Texas Tech) at West Virginia (09/23/2023) [1-1]
- 100 Alex Hale (Oklahoma St.) at Iowa St. (09/23/2023) [3-3]
- 100 Chase Contreras (Iowa St.) vs Oklahoma St. (09/23/2023) [4-4]
- 100 Seth Keller (Kansas) vs BYU (09/23/2023) [5-5]
- 100 Will Ferrin (BYU) at Kansas (09/23/2023) [3-3]
- 100 Zach Schmit (Oklahoma) at Cincinnati (09/23/2023) [2-2]
- 100 Jack Martin (Houston) vs TCU (09/16/2023) [1-1]

Punts

- 8 Ryan Rehkow (BYU) vs Texas Tech (10/21/2023)
- 8 Hudson Kaak (Oklahoma St.) at Iowa St. (09/23/2023)
- 8 Tyler Perkins (Iowa St.) vs Oklahoma St. (09/23/2023)

Yards punted

- 351 Ryan Rehkow (BYU) vs Texas Tech (10/21/2023) [8-351]
- 329 Hudson Kaak (Oklahoma St.) at Iowa St. (09/23/2023) [8-329]

Longest punt

- 70 Ryan Rehkow (BYU) vs Texas Tech (10/21/2023)

Punting avg

- 57 Jack Blumer (Kansas St.) vs UCF (09/23/2023) [57-1]

Punt returns

- 4 Myles Price (Texas Tech) at BYU (10/21/2023)
- 4 Josh Cameron (Baylor) at Cincinnati (10/21/2023)

Punt return yards

- 101 Josh Cameron (Baylor) at Kansas St. (11/11/2023)
- 89 Xavier Worthy (Texas) vs BYU (10/28/2023)

Longest punt return

- 82 Trevor Wilson (Kansas) vs UCF (10/07/2023)
- 74 Xavier Worthy (Texas) vs BYU (10/28/2023)

Punt return avg

- 82 Trevor Wilson (Kansas) vs UCF (10/07/2023) [82-1]



**2023-24 Big 12 Football
Conference Individual Game Highs
In Conference games**

44.5	Xavier Worthy (Texas) vs BYU (10/28/2023) [89-2]
Kick returns	
5	Keelan Marion (BYU) at Texas (10/28/2023)
5	Jahiem White (West Virginia) at Houston (10/12/2023)
5	Major Everhart (TCU) at Iowa St. (10/07/2023)
5	Drae McCray (Texas Tech) at West Virginia (09/23/2023)
Kick return yards	
132	Matthew Golden (Houston) vs TCU (09/16/2023)
123	Matthew Golden (Houston) vs West Virginia (10/12/2023)
Kick return avg	
61.5	Matthew Golden (Houston) vs West Virginia (10/12/2023) [123-2]
56	Drae McCray (Texas Tech) vs Houston (09/30/2023) [112-2]
Longest kick return	
100	Matthew Golden (Houston) vs West Virginia (10/12/2023)
100	Drae McCray (Texas Tech) vs Houston (09/30/2023)
Kick return TDs	
1	Matthew Golden (Houston) vs West Virginia (10/12/2023)
1	Drae McCray (Texas Tech) vs Houston (09/30/2023)
1	Matthew Golden (Houston) vs TCU (09/16/2023)
Combined PR/KR yards	
132	Matthew Golden (Houston) vs TCU (09/16/2023) [0pr,132kr]
123	Matthew Golden (Houston) vs West Virginia (10/12/2023) [0pr,123kr]
Interceptions	
2	Demari Henderson (UCF) vs Oklahoma St. (11/11/2023)
2	Jacob Parrish (Kansas St.) at Texas (11/04/2023)
2	Dadrion Taylor-Demerson (Texas Tech) vs TCU (11/02/2023)
2	Beanie Bishop Jr. (West Virginia) at UCF (10/28/2023)
2	Kobe Savage (Kansas St.) at Texas Tech (10/14/2023)
2	Beau Freyler (Iowa St.) vs TCU (10/07/2023)
2	Cameron Epps (Oklahoma St.) vs Kansas St. (10/06/2023)
Interception return yds	
51	Beanie Bishop Jr. (West Virginia) at UCF (10/28/2023)
50	Ra'Mello Dotson (Kansas) at Iowa St. (11/04/2023)
Interception return avg	
50	Ra'Mello Dotson (Kansas) at Iowa St. (11/04/2023) [50-1]
45	Keenan Garber (Kansas St.) vs Baylor (11/11/2023) [45-1]
45	Michael Taaffe (Texas) vs BYU (10/28/2023) [45-1]
Longest interception rtn	
50	Ra'Mello Dotson (Kansas) at Iowa St. (11/04/2023)
45	Keenan Garber (Kansas St.) vs Baylor (11/11/2023)
45	Michael Taaffe (Texas) vs BYU (10/28/2023)
All-purpose yards	
293	DJ Giddens (Kansas St.) vs UCF (09/23/2023)
292	Ollie Gordon (Oklahoma St.) vs Cincinnati (10/28/2023)
Tackles	
17	Nickolas Martin (Oklahoma St.) at West Virginia (10/21/2023) [10-7]
17	Nickolas Martin (Oklahoma St.) vs Kansas St. (10/06/2023) [10-7]
Sacks	
3	Nelson Ceaser (Houston) at Baylor (11/04/2023) [0-3]
3	Steve Linton (Texas Tech) at Baylor (10/07/2023) [0-3]
Tackles for loss	
3.5	Matt Jones (Baylor) at UCF (09/30/2023) [3-1]
3.5	Matt Jones (Baylor) vs Texas (09/23/2023) [3-1]
3.5	Danny Stutsman (Oklahoma) at Cincinnati (09/23/2023) [3-1]



**2023-24 Big 12 Football
Conference Individual Game Highs
In Conference games**

200-Yard Rushing Performances

- 282 Ollie Gordon (Oklahoma St.) at West Virginia (10/21/2023)
- 271 Ollie Gordon (Oklahoma St.) vs Cincinnati (10/28/2023)
- 218 Jonathon Brooks (Texas) vs Kansas (09/30/2023)
- 207 DJ Giddens (Kansas St.) vs UCF (09/23/2023)
- 206 RJ Harvey (UCF) vs Oklahoma St. (11/11/2023)

100-Yard Rushing Performances

- 282 Ollie Gordon (Oklahoma St.) at West Virginia (10/21/2023)
- 271 Ollie Gordon (Oklahoma St.) vs Cincinnati (10/28/2023)
- 218 Jonathon Brooks (Texas) vs Kansas (09/30/2023)
- 207 DJ Giddens (Kansas St.) vs UCF (09/23/2023)
- 206 RJ Harvey (UCF) vs Oklahoma St. (11/11/2023)
- 170 Tahj Brooks (Texas Tech) at Baylor (10/07/2023)
- 168 Ollie Gordon (Oklahoma St.) vs Kansas (10/14/2023)
- 164 RJ Harvey (UCF) at Cincinnati (11/04/2023)
- 154 Devin Neal (Kansas) vs UCF (10/07/2023)
- 152 Emani Bailey (TCU) at Iowa St. (10/07/2023)
- 149 Tahj Brooks (Texas Tech) at West Virginia (09/23/2023)
- 146 Jahiem White (West Virginia) vs BYU (11/04/2023)
- 146 Tahj Brooks (Texas Tech) vs TCU (11/02/2023)
- 146 Tawee Walker (Oklahoma) at Kansas (10/28/2023)
- 138 Ollie Gordon (Oklahoma St.) vs Oklahoma (11/04/2023)
- 137 Devin Neal (Kansas) vs Texas Tech (11/11/2023)
- 136 Ollie Gordon (Oklahoma St.) vs Kansas St. (10/06/2023)
- 135 Gavin Sawchuk (Oklahoma) vs West Virginia (11/11/2023)
- 134 Daniel Hishaw (Kansas) vs UCF (10/07/2023)
- 133 Tahj Brooks (Texas Tech) at Kansas (11/11/2023)
- 133 RJ Harvey (UCF) at Kansas (10/07/2023)
- 129 Corey Kiner (Cincinnati) at Houston (11/11/2023)
- 129 Corey Kiner (Cincinnati) vs Baylor (10/21/2023)
- 129 Jonathon Brooks (Texas) vs Oklahoma (N) (10/07/2023)
- 126 Emani Bailey (TCU) at Houston (09/16/2023)
- 121 CJ Donaldson (West Virginia) at UCF (10/28/2023)
- 121 Ollie Gordon (Oklahoma St.) at Iowa St. (09/23/2023)
- 118 Treshaun Ward (Kansas St.) at Texas Tech (10/14/2023)
- 117 Garrett Greene (West Virginia) vs Oklahoma St. (10/21/2023)
- 115 DJ Giddens (Kansas St.) vs Baylor (11/11/2023)
- 114 Corey Kiner (Cincinnati) vs UCF (11/04/2023)
- 113 Ryan Montgomery (Cincinnati) vs UCF (11/04/2023)
- 113 Dillon Gabriel (Oklahoma) vs Texas (N) (10/07/2023)
- 112 Jonathon Brooks (Texas) vs Kansas St. (11/04/2023)
- 112 Devin Neal (Kansas) vs Oklahoma (10/28/2023)
- 111 Gavin Sawchuk (Oklahoma) at Oklahoma St. (11/04/2023)
- 111 Cam'Ron Valdez (Texas Tech) vs Houston (09/30/2023)
- 110 Abu Sama (Iowa St.) at BYU (11/11/2023)
- 106 Jonathon Brooks (Texas) at Baylor (09/23/2023)
- 105 Johnny Richardson (UCF) vs Baylor (09/30/2023)
- 104 Jonathon Brooks (Texas) at TCU (11/11/2023)
- 104 Will Howard (Kansas St.) at Oklahoma St. (10/06/2023)
- 103 Myles Montgomery (Cincinnati) vs Baylor (10/21/2023)
- 102 CJ Donaldson (West Virginia) vs BYU (11/04/2023)
- 101 Tahj Brooks (Texas Tech) at BYU (10/21/2023)
- 101 RJ Harvey (UCF) at Oklahoma (10/21/2023)
- 101 Tahj Brooks (Texas Tech) vs Houston (09/30/2023)
- 100 RJ Harvey (UCF) vs West Virginia (10/28/2023)
- 100 Emani Bailey (TCU) at Kansas St. (10/21/2023)



100	Richard Reese (Baylor) at UCF (09/30/2023)
Number of 100-Yard Rushing Performances	
6	Ollie Gordon, Oklahoma St.
6	Tahj Brooks, Texas Tech
5	Jonathon Brooks, Texas
5	RJ Harvey, UCF
3	Devin Neal, Kansas
3	Emani Bailey, TCU
3	Corey Kiner, Cincinnati
2	DJ Giddens, Kansas St.
2	Gavin Sawchuk, Oklahoma
2	CJ Donaldson, West Virginia
1	Jahiem White, West Virginia
1	Tawee Walker, Oklahoma
1	Daniel Hishaw, Kansas
1	Treshaun Ward, Kansas St.
1	Garrett Greene, West Virginia
1	Ryan Montgomery, Cincinnati
1	Dillon Gabriel, Oklahoma
1	Cam'Ron Valdez, Texas Tech
1	Abu Sama, Iowa St.
1	Johnny Richardson, UCF
1	Will Howard, Kansas St.
1	Myles Montgomery, Cincinnati
1	Richard Reese, Baylor
500-Yard Passing Performances	
400-Yard Passing Performances	
439	Josh Hoover (TCU) vs BYU (10/14/2023)
423	Dillon Gabriel (Oklahoma) vs West Virginia (11/11/2023)
410	Jason Bean (Kansas) at Oklahoma St. (10/14/2023)
300-Yard Passing Performances	
439	Josh Hoover (TCU) vs BYU (10/14/2023)
423	Dillon Gabriel (Oklahoma) vs West Virginia (11/11/2023)
410	Jason Bean (Kansas) at Oklahoma St. (10/14/2023)
391	Garrett Greene (West Virginia) at Houston (10/12/2023)
378	Donovan Smith (Houston) vs Texas (10/21/2023)
366	Dillon Gabriel (Oklahoma) vs Iowa St. (09/30/2023)
357	Kedon Slovis (BYU) at Kansas (09/23/2023)
353	Josh Hoover (TCU) at Texas Tech (11/02/2023)
348	Rocco Becht (Iowa St.) vs Oklahoma St. (09/23/2023)
346	Quinn Ewers (Texas) vs Oklahoma (N) (10/07/2023)
344	Dillon Gabriel (Oklahoma) at Oklahoma St. (11/04/2023)
336	Alan Bowman (Oklahoma St.) vs Kansas (10/14/2023)
336	Donovan Smith (Houston) at Texas Tech (09/30/2023)
334	Alan Bowman (Oklahoma St.) vs Oklahoma (11/04/2023)
327	Will Howard (Kansas St.) at Texas (11/04/2023)
325	Quinn Ewers (Texas) vs Kansas (09/30/2023)
324	Blake Shapen (Baylor) vs Texas Tech (10/07/2023)
322	Dillon Gabriel (Oklahoma) at Cincinnati (09/23/2023)
317	Quinn Ewers (Texas) at TCU (11/11/2023)
316	Blake Shapen (Baylor) at Cincinnati (10/21/2023)
314	Chandler Morris (TCU) at Houston (09/16/2023)
302	Josh Hoover (TCU) vs Texas (11/11/2023)
Number of 300-Yard Passing Performances	
4	Dillon Gabriel, Oklahoma
3	Josh Hoover, TCU



**2023-24 Big 12 Football
Conference Individual Game Highs
In Conference games**

- 3 Quinn Ewers, Texas
- 2 Donovan Smith, Houston
- 2 Alan Bowman, Oklahoma St.
- 2 Blake Shapen, Baylor
- 1 Jason Bean, Kansas
- 1 Garrett Greene, West Virginia
- 1 Kedon Slovis, BYU
- 1 Rocco Becht, Iowa St.
- 1 Will Howard, Kansas St.
- 1 Chandler Morris, TCU

200-Yard Receiving Performances

100-Yard Receiving Performances

- 172 Jayden Higgins (Iowa St.) at Cincinnati (10/14/2023)
- 164 Savion Williams (TCU) vs Texas (11/11/2023)
- 164 Drake Stoops (Oklahoma) vs West Virginia (11/11/2023)
- 150 Monaray Baldwin (Baylor) at UCF (09/30/2023)
- 149 Adonai Mitchell (Texas) vs Kansas St. (11/04/2023)
- 149 Leon Johnson III (Oklahoma St.) vs Cincinnati (10/28/2023)
- 146 Jaylin Noel (Iowa St.) vs Oklahoma St. (09/23/2023)
- 141 Adonai Mitchell (Texas) vs Kansas (09/30/2023)
- 138 Kobe Hudson (UCF) at Kansas St. (09/23/2023)
- 137 Xavier Worthy (Texas) at TCU (11/11/2023)
- 136 Rashod Owens (Oklahoma St.) vs Oklahoma (11/04/2023)
- 134 Drake Stoops (Oklahoma) at Oklahoma St. (11/04/2023)
- 134 Javon Baker (UCF) at Oklahoma (10/21/2023)
- 131 Chase Roberts (BYU) vs Cincinnati (09/29/2023)
- 130 Ketron Jackson Jr. (Baylor) at Cincinnati (10/21/2023)
- 130 Jalil Farooq (Oklahoma) vs Texas (N) (10/07/2023)
- 126 Monaray Baldwin (Baylor) vs Texas Tech (10/07/2023)
- 119 Nic Anderson (Oklahoma) vs West Virginia (11/11/2023)
- 117 Monaray Baldwin (Baylor) vs Iowa St. (10/28/2023)
- 117 Andrei Anthony (Oklahoma) at Cincinnati (09/23/2023)
- 116 Ollie Gordon (Oklahoma St.) vs Kansas (10/14/2023)
- 116 Devin Carter (West Virginia) at Houston (10/12/2023)
- 115 Jordan Whittington (Texas) vs Oklahoma (N) (10/07/2023)
- 114 Braden Smith (Cincinnati) vs UCF (11/04/2023)
- 113 Javon Baker (UCF) vs Baylor (09/30/2023)
- 113 Samuel Brown (Houston) at Texas Tech (09/30/2023)
- 112 Javon Baker (UCF) vs Oklahoma St. (11/11/2023)
- 112 Lawrence Arnold (Kansas) at Iowa St. (11/04/2023)
- 112 Rashod Owens (Oklahoma St.) vs Kansas (10/14/2023)
- 110 Ja'Tavion Sanders (Texas) at Baylor (09/23/2023)
- 108 Xavier Worthy (Texas) vs Oklahoma (N) (10/07/2023)
- 105 Drake Dabney (Baylor) at Kansas St. (11/11/2023)
- 105 Nic Anderson (Oklahoma) vs UCF (10/21/2023)
- 104 JP Richardson (TCU) vs BYU (10/14/2023)
- 102 Coy Eakin (Texas Tech) vs Kansas St. (10/14/2023)

Number of 100-Yard Receiving Performances

- 3 Monaray Baldwin, Baylor
- 3 Javon Baker, UCF
- 2 Drake Stoops, Oklahoma
- 2 Adonai Mitchell, Texas
- 2 Xavier Worthy, Texas
- 2 Rashod Owens, Oklahoma St.
- 2 Nic Anderson, Oklahoma
- 1 Jayden Higgins, Iowa St.



**2023-24 Big 12 Football
Conference Individual Game Highs
In Conference games**

- 1 Savion Williams, TCU
- 1 Leon Johnson III, Oklahoma St.
- 1 Jaylin Noel, Iowa St.
- 1 Kobe Hudson, UCF
- 1 Chase Roberts, BYU
- 1 Ketron Jackson Jr., Baylor
- 1 Jalil Farooq, Oklahoma
- 1 Andrel Anthony, Oklahoma
- 1 Ollie Gordon, Oklahoma St.
- 1 Devin Carter, West Virginia
- 1 Jordan Whittington, Texas
- 1 Braden Smith, Cincinnati
- 1 Samuel Brown, Houston
- 1 Lawrence Arnold, Kansas
- 1 Ja'Tavion Sanders, Texas
- 1 Drake Dabney, Baylor
- 1 JP Richardson, TCU
- 1 Coy Eakin, Texas Tech



**2023-24 Big 12 Football
Team Highs
In Conference games**

POINTS	59	Oklahoma vs West Virginia (11/11/2023)
	59	Kansas St. vs Baylor (11/11/2023)
POINTS SCORED KICKING	17	Oklahoma St. vs Kansas St. (10/06/2023)
TOUCHDOWNS	8	Oklahoma vs West Virginia (11/11/2023)
	8	Kansas St. vs Baylor (11/11/2023)
TOTAL OFFENSE YARDS	661	Texas vs Kansas (09/30/2023)
TOTAL OFFENSE PLAYS	88	TCU at Houston (09/16/2023)
TOTAL OFFENSE YARDS/PLAY	8.5	Texas at Baylor (09/23/2023)
RUSHING YARDS	399	Kansas vs UCF (10/07/2023)
RUSHING ATTEMPTS	55	Oklahoma at Kansas (10/28/2023)
YARDS PER RUSH	8.5	Oklahoma St. at West Virginia (10/21/2023)
RUSHING TDS	6	Kansas St. vs UCF (09/23/2023)
LONGEST RUSH	92	UCF vs Oklahoma St. (11/11/2023)
PASSING YARDS	447	TCU vs BYU (10/14/2023)
PASSING ATTEMPTS	59	TCU vs BYU (10/14/2023)
PASSING TDS	5	Oklahoma vs West Virginia (11/11/2023)
	5	Kansas at Oklahoma St. (10/14/2023)
LONGEST PASS	86	UCF at Oklahoma (10/21/2023)
PASSES COMPLETED	38	TCU vs BYU (10/14/2023)
HAD INTERCEPTED	4	TCU at Iowa St. (10/07/2023)
PASS COMPLETION PCT	87.5	Kansas St. vs Houston (10/28/2023)
PASSING YARDS/ATTEMPT	15.7	UCF vs Oklahoma St. (11/11/2023)
YARDS PER CATCH	24.9	UCF vs Oklahoma St. (11/11/2023)
FIELD GOAL ATTEMPTS	6	Oklahoma St. vs Kansas St. (10/06/2023)
FIELD GOALS MADE	5	Oklahoma St. vs Kansas St. (10/06/2023)
LONGEST FIELD GOAL	56	TCU vs Texas (11/11/2023)



**2023-24 Big 12 Football
Team Highs
In Conference games**

FIELD GOAL PCT	100.0	Iowa St. at BYU (11/11/2023)	
	100.0	TCU vs Texas (11/11/2023)	
	100.0	Texas at TCU (11/11/2023)	
	100.0	Oklahoma vs West Virginia (11/11/2023)	
	100.0	Cincinnati at Houston (11/11/2023)	
	100.0	Oklahoma St. at UCF (11/11/2023)	
	100.0	UCF vs Oklahoma St. (11/11/2023)	
	100.0	Kansas St. vs Baylor (11/11/2023)	
	100.0	Kansas vs Texas Tech (11/11/2023)	
	100.0	West Virginia vs BYU (11/04/2023)	
	100.0	Iowa St. vs Kansas (11/04/2023)	
	100.0	Cincinnati vs UCF (11/04/2023)	
	100.0	Oklahoma St. vs Oklahoma (11/04/2023)	
	100.0	Texas vs Kansas St. (11/04/2023)	
	100.0	Texas Tech vs TCU (11/02/2023)	
	100.0	Iowa St. at Baylor (10/28/2023)	
	100.0	BYU at Texas (10/28/2023)	
	100.0	West Virginia at UCF (10/28/2023)	
	100.0	Kansas St. vs TCU (10/21/2023)	
	100.0	TCU at Kansas St. (10/21/2023)	
	100.0	BYU vs Texas Tech (10/21/2023)	
	100.0	West Virginia vs Oklahoma St. (10/21/2023)	
	100.0	Houston vs Texas (10/21/2023)	
	100.0	Texas at Houston (10/21/2023)	
	100.0	Baylor at Cincinnati (10/21/2023)	
	100.0	UCF at Oklahoma (10/21/2023)	
	100.0	Kansas St. at Texas Tech (10/14/2023)	
	100.0	BYU at TCU (10/14/2023)	
	100.0	TCU vs BYU (10/14/2023)	
	100.0	Cincinnati vs Iowa St. (10/14/2023)	
	100.0	Iowa St. at Cincinnati (10/14/2023)	
	100.0	West Virginia at Houston (10/12/2023)	
	100.0	Baylor vs Texas Tech (10/07/2023)	
	100.0	Texas Tech at Baylor (10/07/2023)	
	100.0	Texas vs Oklahoma (N) (10/07/2023)	
	100.0	Iowa St. at Oklahoma (09/30/2023)	
	100.0	Cincinnati at BYU (09/29/2023)	
	100.0	Baylor vs Texas (09/23/2023)	
	100.0	Texas Tech at West Virginia (09/23/2023)	
	100.0	West Virginia vs Texas Tech (09/23/2023)	
	100.0	Iowa St. vs Oklahoma St. (09/23/2023)	
	100.0	Oklahoma St. at Iowa St. (09/23/2023)	
	100.0	BYU at Kansas (09/23/2023)	
	100.0	Kansas vs BYU (09/23/2023)	
	100.0	Oklahoma at Cincinnati (09/23/2023)	
	PAT KICKS ATTEMPTED	8	Oklahoma vs West Virginia (11/11/2023)
		8	Kansas St. vs Baylor (11/11/2023)
	PAT KICKS MADE	8	Oklahoma vs West Virginia (11/11/2023)
		8	Kansas St. vs Baylor (11/11/2023)



**2023-24 Big 12 Football
Team Highs
In Conference games**

PAT KICKS PCT	
100.0	BYU vs Iowa St. (11/11/2023)
100.0	Iowa St. at BYU (11/11/2023)
100.0	TCU vs Texas (11/11/2023)
100.0	Texas at TCU (11/11/2023)
100.0	Oklahoma vs West Virginia (11/11/2023)
100.0	Cincinnati at Houston (11/11/2023)
100.0	West Virginia at Oklahoma (11/11/2023)
100.0	Houston vs Cincinnati (11/11/2023)
100.0	UCF vs Oklahoma St. (11/11/2023)
100.0	Kansas St. vs Baylor (11/11/2023)
100.0	Kansas vs Texas Tech (11/11/2023)
100.0	Texas Tech at Kansas (11/11/2023)
100.0	BYU at West Virginia (11/04/2023)
100.0	West Virginia vs BYU (11/04/2023)
100.0	Iowa St. vs Kansas (11/04/2023)
100.0	Kansas at Iowa St. (11/04/2023)
100.0	UCF at Cincinnati (11/04/2023)
100.0	Cincinnati vs UCF (11/04/2023)
100.0	Oklahoma at Oklahoma St. (11/04/2023)
100.0	Oklahoma St. vs Oklahoma (11/04/2023)
100.0	Baylor vs Houston (11/04/2023)
100.0	Houston at Baylor (11/04/2023)
100.0	Texas vs Kansas St. (11/04/2023)
100.0	Kansas St. at Texas (11/04/2023)
100.0	Texas Tech vs TCU (11/02/2023)
100.0	TCU at Texas Tech (11/02/2023)
100.0	Oklahoma St. vs Cincinnati (10/28/2023)
100.0	Cincinnati at Oklahoma St. (10/28/2023)
100.0	Iowa St. at Baylor (10/28/2023)
100.0	Texas vs BYU (10/28/2023)
100.0	UCF vs West Virginia (10/28/2023)
100.0	West Virginia at UCF (10/28/2023)
100.0	Kansas vs Oklahoma (10/28/2023)
100.0	Oklahoma at Kansas (10/28/2023)
100.0	Kansas St. vs TCU (10/21/2023)
100.0	BYU vs Texas Tech (10/21/2023)
100.0	Texas Tech at BYU (10/21/2023)
100.0	Oklahoma St. at West Virginia (10/21/2023)
100.0	West Virginia vs Oklahoma St. (10/21/2023)
100.0	Houston vs Texas (10/21/2023)
100.0	Texas at Houston (10/21/2023)
100.0	Baylor at Cincinnati (10/21/2023)
100.0	Cincinnati vs Baylor (10/21/2023)
100.0	Oklahoma vs UCF (10/21/2023)
100.0	UCF at Oklahoma (10/21/2023)
100.0	Kansas St. at Texas Tech (10/14/2023)
100.0	Texas Tech vs Kansas St. (10/14/2023)
100.0	Oklahoma St. vs Kansas (10/14/2023)
100.0	TCU vs BYU (10/14/2023)
100.0	Cincinnati vs Iowa St. (10/14/2023)
100.0	Iowa St. at Cincinnati (10/14/2023)
100.0	Houston vs West Virginia (10/12/2023)
100.0	West Virginia at Houston (10/12/2023)
100.0	Iowa St. vs TCU (10/07/2023)
100.0	TCU at Iowa St. (10/07/2023)
100.0	Texas Tech at Baylor (10/07/2023)



**2023-24 Big 12 Football
Team Highs
In Conference games**

2 POINTS PATS MADE	2	Baylor at UCF (09/30/2023)
PUNTS	8	BYU vs Texas Tech (10/21/2023)
	8	Iowa St. vs Oklahoma St. (09/23/2023)
	8	Oklahoma St. at Iowa St. (09/23/2023)
LONGEST PUNT	70	BYU vs Texas Tech (10/21/2023)
YARDS PUNTED	351	BYU vs Texas Tech (10/21/2023)
PUNTING AVG	57.0	Kansas St. vs UCF (09/23/2023)
PUNT RETURNS	4	BYU vs Iowa St. (11/11/2023)
	4	Texas Tech at BYU (10/21/2023)
	4	Baylor at Cincinnati (10/21/2023)
	4	Texas at Baylor (09/23/2023)
PUNT RETURN YARDS	101	Baylor at Kansas St. (11/11/2023)
PUNT RETURN AVG	82.0	Kansas vs UCF (10/07/2023)
LONGEST PUNT RETURN	82	Kansas vs UCF (10/07/2023)
KICK RETURN	8	Baylor at Kansas St. (11/11/2023)
KICK RETURN YARDS	201	Houston vs TCU (09/16/2023)
KICK RETURN AVERAGE	56.0	Texas Tech vs Houston (09/30/2023)
LONGEST KICK RETURN	100	Houston vs West Virginia (10/12/2023)
	100	Texas Tech vs Houston (09/30/2023)
KICK RETURN TDS	1	Houston vs West Virginia (10/12/2023)
	1	Texas Tech vs Houston (09/30/2023)
	1	Houston vs TCU (09/16/2023)
INTERCEPTIONS	4	Iowa St. vs TCU (10/07/2023)
INTERCEPTION RETURN YARDS	92	BYU vs Texas Tech (10/21/2023)
INTERCEPTION RETURN AVERAGE	50.0	Kansas at Iowa St. (11/04/2023)
LONGEST INTERCEPTION RETURN	50	Kansas at Iowa St. (11/04/2023)
INTERCEPTION RETURN TDS	1	Kansas St. vs Baylor (11/11/2023)
	1	Kansas at Iowa St. (11/04/2023)
	1	Kansas vs Oklahoma (10/28/2023)
	1	TCU vs BYU (10/14/2023)
	1	Oklahoma St. vs Kansas St. (10/06/2023)
	1	Oklahoma vs Iowa St. (09/30/2023)
	1	BYU vs Cincinnati (09/29/2023)
	1	Kansas vs BYU (09/23/2023)
FUMBLES LOST	3	Baylor at Kansas St. (11/11/2023)
FUMBLES RECOVERED	3	Kansas St. vs Baylor (11/11/2023)
SACKED BY OPP	6	Baylor vs Texas Tech (10/07/2023)
	6	Houston vs TCU (09/16/2023)
QB SACKS	8	Cincinnati vs Oklahoma (09/23/2023)
TURNOVERS COMMITTED	5	Texas Tech at BYU (10/21/2023)
TURNOVERS CAUSED	5	BYU vs Texas Tech (10/21/2023)
KICKS BLOCKED	2	Kansas at Oklahoma St. (10/14/2023)
	2	TCU vs West Virginia (09/30/2023)
FIRST DOWNS	13	TCU at Houston (09/16/2023)
1ST DOWN RUSHING	20	Kansas St. vs TCU (10/21/2023)
1ST DOWN PASSING	23	TCU vs BYU (10/14/2023)
1ST DOWN BY PENALTY	5	West Virginia vs BYU (11/04/2023)
	5	West Virginia vs Texas Tech (09/23/2023)
PENALTIES	11	Oklahoma at Kansas (10/28/2023)
PENALTIES YARDS	101	Oklahoma at Kansas (10/28/2023)