

2023 FOOTBALL

CONFERENCE STANDINGS

Week 13 | Joni Lehmann | 469-524-1022 | joni@Big12Sports.com

	BIG 12 GAMES				OVERALL				Home	Road	Neutral	Streak	vs. Top 10	vs. Top 25
	W-L	Pct.	PF	PA	W-L	Pct.	PF	PA						
Texas	7-1	.875	262	156	10-1	.909	364	200	5-0	5-0	0-1	W5	1-0	3-1
Oklahoma State	6-2	.750	261	233	8-3	.727	322	294	5-1	3-2	-	W1	1-0	1-0
Oklahoma	6-2	.750	282	194	9-2	.818	449	222	5-0	3-2	1-0	W2	1-0	1-1
Kansas State	6-2	.750	305	169	8-3	.727	419	212	6-0	2-3	-	W2	0-1	1-1
West Virginia	5-3	.625	257	238	7-4	.636	345	299	5-1	2-3	-	W1	0-1	0-2
Iowa State	5-3	.625	223	186	6-5	.545	273	225	3-3	3-2	-	L1	0-1	0-3
Texas Tech	5-3	.625	211	191	6-5	.545	315	267	4-2	2-3	-	W3	-	1-1
Kansas	4-4	.500	241	229	7-4	.636	354	293	5-2	2-2	-	L2	1-1	1-2
TCU	3-5	.375	214	197	5-6	.455	331	265	4-3	1-3	-	W1	0-1	0-1
BYU	2-6	.250	150	271	5-6	.455	243	318	4-2	1-4	-	L4	0-1	0-2
Houston	2-6	.250	175	287	4-7	.364	271	351	3-4	1-3	-	L2	0-1	0-2
Baylor	2-6	.250	172	297	3-8	.273	246	366	1-6	2-2	-	L4	0-1	0-3
UCF	2-6	.250	241	256	5-6	.455	363	292	3-2	2-4	-	L1	0-1	1-1
Cincinnati	1-7	.125	156	246	3-8	.273	273	311	1-5	2-3	-	L1	-	0-1

THIS WEEK'S SCHEDULE

Friday, November 24	Time
TCU at No. 14 Oklahoma* (FOX)	11:00 a.m. CT
Texas Tech at No. 7 Texas* (ABC)	6:30 p.m. CT

Saturday, November 25	Time
Houston at UCF* (FSI)	11:00 a.m. CT/Noon ET
BYU at No. 23 Oklahoma State* (ABC)	2:30 p.m. CT/1:30 p.m. MT
West Virginia at Baylor* (FSI)	6:00 p.m. CT/7:00 p.m. ET
No. 25 Kansas at Cincinnati* (ESPN2)	6:30 p.m. CT/7:30 p.m. ET
Iowa State at No. 21 Kansas State* (FOX)	7:00 p.m. CT

* Denotes Big 12 game.
Rankings listed as CFP.

TEAM VS. TEAM RESULTS

	BU	BYU	UCF	UC	UH	ISU	KU	K-State	OU	OSU	TCU	UT	TTU	WVU
BU	-	-	W	W	L	L	-	L	-	-	L	L	L	-
BYU	-	-	-	W	-	L	L	-	L	-	L	L	W	L
UCF	L	-	-	W	-	-	L	L	W	-	-	-	L	L
UC	L	L	L	-	W	L	-	L	L	-	-	-	-	L
UH	W	-	-	L	-	-	-	L	-	L	L	L	L	W
ISU	W	W	-	W	-	-	L	-	L	W	W	L	L	-
KU	-	W	W	-	W	-	-	L	W	L	-	L	L	-
K-State	W	-	W	-	W	W	-	-	L	W	L	W	W	-
OU	-	W	W	W	-	W	L	-	-	L	-	W	-	W
OSU	-	-	L	W	W	L	W	W	W	-	-	-	-	W
TCU	W	W	-	-	W	L	-	L	-	-	-	L	L	L
UT	W	W	-	-	W	W	W	W	L	-	W	-	-	-
TTU	W	L	W	-	W	-	W	L	-	-	W	-	-	L
WVU	-	W	W	W	L	-	-	-	L	L	W	-	W	-

CONFERENCE NEWS & NOTES



2023 Dr Pepper Big 12 Football Championship Clinching Scenarios Update

Scenarios for the Football Championship surrounding Big 12 matchups on Friday, November 24:

- Oklahoma remains in contention with either a win or a loss against TCU.
- Texas will clinch both a berth to the Championship and a #1 seed (home team) with a win over Texas Tech.

If Texas wins and clinches a berth on Friday, the following scenarios apply surrounding Big 12 matchups on Saturday, November 25:

- If Oklahoma State defeats BYU, the Cowboys clinch a berth to the Championship as the #2 seed (vs. Texas).
- If Oklahoma defeats TCU on Friday and that win is followed by a Texas win AND an Oklahoma State loss, the Sooners clinch a berth to the Championship as the #2 seed (vs. Texas).
- If Kansas State defeats Iowa State on Saturday following a Texas win, AND a loss by Oklahoma, AND a loss by Oklahoma State, the Wildcats clinch a berth to the Championship as the #2 seed (vs. Texas).

If Texas Tech wins on Friday, the following scenarios apply surrounding Big 12 matchups on Saturday, November 25:

- No team can clinch a bid to the Championship until Saturday.
- Texas can still clinch a berth to the Championship if two of the three two-loss teams (Kansas State / Oklahoma / Oklahoma State) LOSE on Friday and / or Saturday. Texas and the remaining winning team of those three will qualify for the Championship.
- If Texas loses on Friday, and two or three two-loss teams WIN amongst Kansas State / Oklahoma / Oklahoma State on Friday and / or Saturday, there will be three or four teams tied for both Championship berths. Multiple scenarios exist in this circumstance contingent on which teams remain in the tiebreaker pool.

Updated scenarios will be released by the Big 12 Conference following the conclusion of Friday's games.



Eight Big 12 teams (Iowa State, Kansas, K-State, Oklahoma, Oklahoma State, Texas, Texas Tech and West Virginia) have reached bowl eligibility. BYU, UCF and TCU are one win away.

- Notes continued on page 5 -

**Weekly National Rankings
(AP/Coaches/CFP)**

	BU	BYU	UCF	UC	UH	ISU	KU	K-State	OU	OSU	TCU	UT	TTU	WVU
Preseason	RV/RV	-/RV	-	-	-/RV	-	RV/RV	16/17	20/19	-/RV	17/16	11/12	RV/24	-
9/5	-	-	RV/RV	RV/-	-	RV/-	-/RV	15/15	18/17	-/RV	RV/RV	11/10	RV/RV	-
9/11	-	-	-/RV	RV/RV	-	-	RV/RV	15/15	19/16	RV/RV	RV/RV	4/6	-	-
9/18	-	RV/RV	-/RV	-	-	-	RV/RV	RV/RV	16/14	-	-	3/6	-	-
9/25	-	-	-	-	-	-	24/24	RV/25	14/14	-	RV/RV	3/5	-	-
10/2	-	-/RV	-	-	-	-	RV/RV	RV/RV	12/12	-	-	3/4	-	RV/RV
10/9	-	-/RV	-	-	-	-	23/24	-	5/7	-	-	9/11	-	RV/RV
10/16	-	-	-	-	-	-	RV/RV	-/RV	6/7	RV/RV	-	8/8	-	RV/RV
10/23	-	-	-	-	-	-	-/RV	RV/RV	6/6	RV/RV	-	7/7	-	-
10/30	-	-	-	-	-	-	22/23/21	25/RV/23	10/11/9	RV/RV/22	-	7/6/7	-	-
11/6	-	-	-	-	-	-	19/18/16	RV/RV	17/16/17	15/17/15	-	7/7/7	-	RV/RV
11/13	-	-	-	-	-	-	RV/RV/25	23/24/21	14/13/14	24/25/23	-	7/7/7	-	-
11/20	-	-	-	-	-	-	RV/RV/	19/20/	13/13/	21/21/	-	7/7/	-	-/RV
11/27														
12/4														

WEEKLY AWARDS

	<u>Offense</u>	<u>Defense</u>
9/4	Emory Jones, UC, QB, Sr.	Jeremiah Cooper, ISU, DB, So.
9/11	Quinn Ewers, UT, QB, So.	Danny Stutsman, OU, LB, Jr.
9/18	Dillon Gabriel, OU, QB, Sr.	Tyler Batty, BYU, DE, Jr.
9/25	DJ Giddens, K-State, RB, So.	Cobee Bryant, KU, CB, Jr.
10/2	Jonathon Brooks, UT, RB, So.	Caden Jenkins, BU, CB, Fr.
10/9	Dillon Gabriel, OU, QB, Sr.	Beau Freyler, ISU, DB, Jr.
10/16	Josh Hoover, TCU, QB, Fr.	Kobe Savage, K-State, S, Sr.
	Ollie Gordon II, OSU, RB, So.	
10/23	Ollie Gordon II, OSU, RB, So.	Eddie Heckard, BYU, CB, Sr.
10/30	Ollie Gordon II, OSU, RB, So.	Beanie Bishop Jr., WVU, CB, Sr.
11/6	RJ Harvey, UCF, RB, Sr., Ollie Gordon II, OSU, RB, So.	Xavier Benson, OSU, LB, Sr.
11/13	Dillon Gabriel, OU, QB, Sr.	Demari Henderson, UCF, DB, So.
11/20	Jared Wiley, TCU, TE, Sr.	Billy Bowman, OU, S, Jr.
11/27		
	<u>Special Teams</u>	<u>Newcomer</u>
9/4	Ryan Rehkow, BYU, P, Jr. Gavin Freeman, OU, WR/PR, So.	Emory Jones, UC, QB, Sr.
9/11	Colton Boomer, UCF, K, So.	Adonai Mitchell, UT, WR, Jr.
9/18	Matthew Golden, UH, KR/WR, So.	Nic Anderson, OU, WR, Fr.
9/25	Chase Contreras, ISU, K, Sr.	Parker Jenkins, UH, RB, Fr.
10/2	Loic Fouonji, TTU, WR, Sr.	Adonai Mitchell, UT, WR, Jr.
10/9	Trevor Wilson, KU, WR/PR, Jr.	Cameron Epps, OSU, CB, Fr.
10/16	Chase Contreras, ISU, K, Sr.	Avery Johnson, K-State, QB, Fr.
10/23	Isaiah Hankins, BU, K, So.	Nic Anderson, OU, WR, Fr.
10/30	Xavier Worthy, UT, WR/PR, Jr.	Leon Johnson III, OSU, WR, Sr.
		Beanie Bishop Jr., WVU, CB, Sr.
11/6	Bert Auburn, UT, K, Jr.	Adonai Mitchell, UT, WR, Jr.
11/13	Gino Garcia, TTU, PK, Sr.	Abu Sama III, ISU, RB, Fr.
11/20	Keenan Garber, K-State, CB, Sr.	Jahiem White, WVU, RB, Fr.
11/27		

Big 12 CHAMPIONS

- 1996 - Texas (Nebraska)
- 1997 - Nebraska (Texas A&M)
- 1998 - Texas A&M (K-State)
- 1999 - Nebraska (Texas)
- 2000 - Oklahoma (K-State)
- 2001 - Colorado (Texas)
- 2002 - Oklahoma (Colorado)
- 2003 - Kansas State (Oklahoma)
- 2004 - Oklahoma (Colorado)
- 2005 - Texas (Colorado)
- 2006 - Oklahoma (Nebraska)
- 2007 - Oklahoma (Missouri)
- 2008 - Oklahoma (Missouri)
- 2009 - Texas (Nebraska)
- 2010 - Oklahoma (Nebraska)
- 2011 - Oklahoma State**
- 2012 - Kansas State/Oklahoma**
- 2013 - Baylor**
- 2014 - Baylor/TCU**
- 2015 - Oklahoma**
- 2016 - Oklahoma**
- 2017 - Oklahoma (TCU)
- 2018 - Oklahoma (Texas)
- 2019 - Oklahoma (Baylor)
- 2020 - Oklahoma (Iowa State)
- 2021 - Baylor (Oklahoma State)
- 2022 - Kansas State (TCU)

***A Championship Game was not played from 2011-16 seasons. Opponent in parenthesis.*

Big 12 BOWL PARTNERS

(listed in order of selection)

- Allstate Sugar
- Valero Alamo
- Pop-Tarts
- TaxAct Texas
- AutoZone Liberty
- Guaranteed Rate
- Lockheed Martin Armed Forces Bowl*/SERVPRO
- First Responders Bowl*
- Radiance Technologies Independence Bowl

* Game is a "flex pick" for the seventh selection after CFP.

The Big 12 champion will earn the Conference's automatic berth for its CFP contract bowl slot.

In the event the Big 12 Champion is displaced from the Sugar Bowl to participate in the College Football Playoff Semifinals, the championship game runner-up shall serve as the Sugar Bowl replacement team.

VERSUS OTHER CONFERENCES

	All-Time			2023		
	W	L	Pct.	W	L	Pct.
American	98	26	.790	5	1	.833
ACC	47	48	.495	2	0	1.000
Big Ten	56	60	.483	0	2	.000
Conference USA	140	15	.903	2	0	1.000
Independents	15	15	.500	0	0	.000
MAC	58	17	.773	1	2	.333
Mountain West	81	24	.771	3	1	.750
Pac-12	69	57	.548	1	3	.333
SEC	45	61	.425	2	1	.667
Sun Belt	78	12	.867	2	2	.500
Non-FBS	174	15	.921	11	0	1.000
Total	864	347	.713	30	12	.714

All-time totals are based on current conference affiliation.

BAYLOR (3-8, 2-6 Big 12)

Date	Opponent	Time (CT)	Attend	BU			OPP		
				CFP	AP	C	CFP	AP	C
S2	Texas State (Big 12 Now)	L 31-42	44,945		RV	RV			
S9	Utah (ESPN)	L 13-20	43,732				12	12	
SI6	Long Island (Big 12 Now)	W 30-7	43,732						
S23	Texas* (ABC)	L 6-38	49,165				3	6	
S30	at UCF* (FSI)	W 36-35	44,005						
07	Texas Tech* (ESPN2)	L 14-30	44,620						
O14	Open								
O21	at Cincinnati* (Big 12 Now)	W 32-29	38,193						
O28	Iowa State* (Big 12 Now)	L 18-30	43,528						
N4	Houston* (Big 12 Now)	L 24-25 OT	41,180						
N11	at K-State* (Big 12 Now)	L 25-59	51,790				25	RV	RV
N18	at TCU* (Big 12 Now)	L 17-42	42,621						
N25	West Virginia* (FSI)	6:00 p.m.							

*Big 12 Game

BYU (5-6, 2-6 Big 12)

Date	Opponent	Time (MT)	Attend	BYU			OPP		
				CFP	AP	C	CFP	AP	C
S2	Sam Houston (FSI)	W 14-0	59,006					RV	
S9	S. Utah (Big 12 Now)	W 41-16	60,834				RV	RV	
SI6	at Arkansas (ESPN2)	W 38-31	74,821						
S23	at Kansas* (ESPN)	L 27-38	47,233				RV	RV	RV
S29	Cincinnati* (ESPN)	W 35-27	63,834						
07	Open							RV	
O14	at TCU* (ESPN)	L 11-44	44,599					RV	
O21	Texas Tech* (FSI)	W 27-14	63,523						
O28	at Texas* (ABC)	L 6-35	101,670						7 7
N4	at West Virginia* (FOX)	L 7-37	50,266						
N11	Iowa State* (ESPN)	L 13-45	60,754						
N18	Oklahoma* (ESPN)	L 24-31	63,714						14 14 13
N25	at Oklahoma State* (ABC)	1:30 p.m.							

*Big 12 Game

UCF (5-6, 2-6 Big 12)

Date	Opponent	Time (ET)	Attend	UCF			OPP		
				CFP	AP	C	CFP	AP	C
A31	Kent State (FSI)	W 56-6	44,088						
S9	at Boise State (FSI)	W 18-16	36,447				RV	RV	
SI6	Villanova (Big 12 Now)	W 48-14	44,206					RV	
S23	at K-State* (FSI)	L 31-44	51,912				RV	RV	RV
S30	Baylor* (FSI)	L 35-36	44,005						
07	at Kansas* (FOX)	L 22-51	46,107						
O14	Open								
O21	at Oklahoma* (ABC)	L 29-31	83,476					6	7
O28	West Virginia* (FSI)	L 28-41	44,136						
N4	at Cincinnati* (FSI)	W 28-26	38,193						
N11	Oklahoma State* (ESPN)	W 45-3	44,046					15	15 17
N18	at Texas Tech* (FS2)	L 23-24	53,851						
N25	Houston* (FSI)	11:00 a.m.							

*Big 12 Game

CINCINNATI (3-8, 1-7 Big 12)

Date	Opponent	Time (ET)	Attend	UC			OPP		
				CFP	AP	C	CFP	AP	C
S2	E. Kentucky (Big 12 Now)	W 66-13	38,193						
S9	at Pitt (The CW)	W 27-21	49,398				RV		
SI6	Miami - OH (Big 12 Now)	L 24-31 OT	38,193				RV	RV	
S23	Oklahoma* (FOX)	L 6-20	38,193						16 14
S29	at BYU* (ESPN)	L 27-35	63,834						
07	Open								
O14	Iowa State* (FSI)	L 10-30	38,193						
O21	Baylor* (Big 12 Now)	L 29-32	38,193						
O28	at Okla State* (ESPN2)	L 13-14	53,855						RV
N4	UCF* (FSI)	L 26-28	38,193						
N11	at Houston* (FSI)	W 24-14	34,312						
N18	at West Virginia* (Big 12 Now)	L 21-42	43,588						
N25	Kansas* (ESPN2)	7:30 p.m.							

*Big 12 Game

HOUSTON (4-7, 2-6 Big 12)

Date	Opponent	Time (CT)	Attend	UH			OPP		
				CFP	AP	C	CFP	AP	C
S2	UTSA (FSI)	W 17-14	37,862					RV	
S9	at Rice (NFL Network)	L 41-43 2OT	23,425						
SI6	TCU* (FOX)	L 13-36	36,049					RV	RV
S23	Sam Houston (Big 12 Now)	W 38-7	35,044						
S30	at Texas Tech* (FS2)	L 28-49	53,308						
07	Open								
O12	West Virginia* (FSI)	W 41-39	32,152					RV	RV
O21	Texas* (FOX)	L 24-31	42,812					8	8
O28	at K-State* (ESPN2)	L 0-41	51,928					RV	RV
N4	at Baylor* (Big 12 Now)	W 25-24 OT	41,180						
N11	Cincinnati* (FSI)	L 14-24	34,312						
N18	Oklahoma State* (ESPN2)	L 30-43	33,906					23	24 25
N25	at UCF* (FSI)	11:00 a.m.							

*Big 12 Game

IOWA STATE (6-5, 5-3 Big 12)

Date	Opponent	Time (CT)	Attend	ISU			OPP		
				CFP	AP	C	CFP	AP	C
S2	UNI (Big 12 Now)	W 30-9	58,248						
S9	Iowa (FOX)	L 13-20	61,500				RV		RV
SI6	at Ohio (ESPNU)	L 7-10	21,991						
S23	Oklahoma State* (FSI)	W 34-27	59,022						
S30	at Oklahoma* (FSI)	L 20-50	84,371						14 14
07	TCU* (FSI)	W 27-14	60,535						
O14	at Cincinnati* (FSI)	W 30-10	38,193						
O21	Open								
O28	at Baylor* (Big 12 Now)	W 30-18	43,528						
N4	Kansas* (ESPN)	L 21-28	61,500						21 22 23
N11	at BYU* (ESPN)	W 45-13	60,754						
N18	Texas* (FOX)	L 16-26	61,500						7 7 7
N25	at K-State* (FOX)	7:00 p.m.							

*Big 12 Game

KANSAS (7-4, 4-4 Big 12)

Date	Opponent	Time (CT)	Attend	KU			OPP		
				CFP	AP	C	CFP	AP	C
S1	Missouri State (Big 12 Now)	W 48-17	41,091		RV	RV			
S8	Illinois (ESPN2)	W 34-23	45,809		RV	RV		RV	RV
S16	at Nevada (CBSSN)	W 31-24	16,890		RV	RV			
S23	BYU* (ESPN)	W 38-27	47,233		RV	RV		RV	RV
S30	at Texas* (ABC)	L 14-40	102,986	24	24			3	5
O7	UCF* (FOX)	W 51-22	46,107		RV	RV			
O14	at Oklahoma State* (FSI)	L 32-39	53,855		23	24			
O21	Open				RV	RV			
O28	Oklahoma* (FOX)	W 38-33	47,233		RV	RV		6	6
N4	at Iowa State* (ESPN)	W 28-21	61,500	21	22	23			
N11	Texas Tech* (FSI)	L 13-16	47,233	16	19	18			
N18	K-State* (FSI)	L 27-31	47,233	25	RV	RV		21	23 24
N25	at Cincinnati* (ESPN2)	6:30 p.m.							

*Big 12 Game

K-STATE (8-3, 6-2 Big 12)

Date	Opponent	Time (CT)	Attend	K-State			OPP		
				CFP	AP	C	CFP	AP	C
S2	SE Missouri St. (Big 12 Now)	W 45-0	52,066		16	17			
S9	Troy* (FSI)	W 42-13	51,940		15	15			
S16	at Missouri (SECN)	L 27-30	62,621		15	15			RV
S23	UCF* (FSI)	W 44-31	51,912		RV	RV			RV
S30	Open				RV	25			
O6	at Oklahoma State* (ESPN)	L 21-29	53,855		RV	RV			
O14	at Texas Tech* (FSI)	W 38-31	56,200						
O21	TCU* (ESPN2)	W 41-3	52,580			RV			
O28	Houston* (ESPN2)	W 41-0	51,928		RV	RV			
N4	at Texas* (FOX)	L 30-33 OT	102,846	23	25	RV		7	7 6
N11	Baylor* (Big 12 Now)	W 59-25	51,790	25	RV	RV			
N18	at Kansas* (FSI)	W 31-27	47,233	21	23	24		25	RV
N25	Iowa State* (FOX)	7:00 p.m.							

*Big 12 Game

OKLAHOMA (9-2, 6-2 Big 12)

Date	Opponent	Time (CT)	Attend	OU			OPP		
				CFP	AP	C	CFP	AP	C
S2	Arkansas State (ESPN)	W 73-0	83,221		20	19			
S9	SMU (ESPN+)	W 28-11	84,186		18	17			RV
S16	at Tulsa (ESPN2)	W 66-17	30,855		19	16			
S23	at Cincinnati* (FOX)	W 20-6	38,193		16	14			
S30	Iowa State* (FSI)	W 50-20	84,371		14	14			
O7	vs. Texas* (ABC)	W 34-30	92,100		3	4		12	12
O14	Open				5	7			
O21	UCF* (ABC)	W 31-29	83,476		6	7			
O28	at Kansas* (FOX)	L 33-38	47,233		6	6			RV
N4	at Oklahoma State* (ABC)	L 24-27	54,105	9	10	11		22	RV
N11	West Virginia* (FOX)	W 59-20	83,525	17	17	16			RV
N18	at BYU* (ESPN)	W 31-24	63,714	14	14	13			
N24	TCU* (FOX)	11:00 a.m.							

*Big 12 Game

OKLAHOMA STATE (8-3, 6-2 Big 12)

Date	Opponent	Time (CT)	Attend	OSU			OPP		
				CFP	AP	C	CFP	AP	C
S2	UCA (Big 12 Now)	W 27-13	53,855			RV			
S9	at Arizona State (FSI)	W 27-15	42,569			RV			
S16	S. Alabama (Big 12 Now)	L 7-33	53,855			RV	RV		
S23	at Iowa State* (FSI)	L 27-34	59,022						
S30	Open								
O6	K-State* (ESPN)	W 29-21	53,855						RV
O14	Kansas* (FSI)	W 39-32	53,855						23 24
O21	at West Virginia* (ESPN2)	W 48-34	51,870			RV	RV		RV
O28	Cincinnati* (ESPN2)	W 45-13	53,855			RV	RV		
N4	Oklahoma* (ABC)	W 27-24	54,105		22	RV	RV		9 10 11
N11	at UCF* (ESPN)	L 3-45	44,046		15	15	17		
N18	at Houston* (ESPN2)	W 43-30	33,906		23	24	25		
N25	BYU* (ABC)	2:30 p.m.							

*Big 12 Game

TCU (5-6, 3-5 Big 12)

Date	Opponent	Time (CT)	Attend	TCU			OPP		
				CFP	AP	C	CFP	AP	C
S2	Colorado (FOX)	L 42-45	53,294		17	16			
S9	Nicholls (Big 12 Now)	W 41-6	45,010		RV	RV			
S16	at Houston* (FOX)	W 36-13	36,049		RV	RV			
S23	SMU (FSI)	W 34-17	51,243		RV	RV			
S30	West Virginia* (ESPN2)	L 21-24	43,736		RV	RV			
O7	at Iowa State* (FSI)	L 14-27	60,535						
O14	BYU* (ESPN)	44,599							RV
O21	at K-State* (ESPN2)	L 3-41	52,580						RV
O28	Open								
N2	at Texas Tech (FSI)	L 28-35	51,185						
N11	Texas* (ABC)	L 26-29	50,812						7 7 7
N18	Baylor* (Big 12 Now)	W 42-17	42,621						
N24	at Oklahoma* (FOX)	11:00 a.m.							

*Big 12 Game

TEXAS (10-1, 7-1 Big 12)

Date	Opponent	Time (CT)	Attend	UT			OPP		
				CFP	AP	C	CFP	AP	C
S2	Rice (FOX)	W 37-10	98,017		11	12			
S9	at Alabama (ESPN)	W 34-24	100,077		11	10		3	3
S16	Wyoming (LHN)	W 31-10	101,777		4	6			RV
S23	at Baylor* (ABC)	W 38-6	49,165		3	6			
S30	Kansas* (ABC)	W 40-14	102,986		3	5		24	24
O7	vs. Oklahoma* (ABC)	L 30-34	92,100		3	4		12	12
O14	Open				9	11			
O21	at Houston* (FOX)	W 31-24	42,812		8	8			
O28	BYU (ABC)	W 35-6	101,670		7	7			
N4	K-State* (FOX)	W 33-30 OT	102,846	7	7	6		23	25
N11	at TCU* (ABC)	W 29-26	50,812	7	7	7			
N18	at Iowa State* (FOX)	W 26-16	61,500					7	7 7
N24	Texas Tech* (ABC)	6:30 p.m.							










*Big 12 Game










TEXAS TECH (6-5, 5-3 Big 12)

Date	Opponent	Time (CT)	Attend	TTU		OPP	
				CFP	AP C	CFP	AP C
S2	at Wyoming (CBS)	L 33-35 2OT	26,450			RV	24
S9	Oregon (FOX)	L 30-38	56,200			RV RV	13 13
S16	Tarleton State (Big 12 Now)	W 41-3	56,200				
S23	at West Virginia* (Big 12 Now)	L 13-20	50,071				
S30	Houston* (FS2)	W 49-28	53,308				
O7	at Baylor* (ESPN2)	W 39-14	44,620				
O14	K-State* (FSI)	L 21-38	56,200				
O21	at BYU* (FSI)	L 14-27	63,523				
O28	Open						
N2	TCU* (FSI)	W 35-28	51,185				
N11	at Kansas* (FSI)	W 16-13	47,233			18 19	18
N18	UCF* (FS2)	W 24-23	53,851				
N24	at Texas* (ABC)	6:30 p.m.					

WEST VIRGINIA (7-4, 5-3 Big 12)

Date	Opponent	Time (ET)	Attend	WVU		OPP	
				CFP	AP C	CFP	AP C
S2	at Penn State (NBC)	L 15-38	110,747				7 7
S9	Duquesne (Big 12 Now)	W 56-17	50,037				
S16	Pitt (ABC)	W 17-6	61,106				
S23	Texas Tech* (Big 12 Now)	W 20-13	50,071				
S30	at TCU* (ESPN2)	W 24-21	43,736				RV RV
O7	Open					RV RV	
O12	at Houston* (FSI)	L 39-41	32,152			RV RV	
O21	Oklahoma State* (ESPN)	L 34-48	51,870			RV RV	RV RV
O28	at UCF* (FSI)	W 41-28	44,136				
N4	BYU* (FOX)	W 37-7	50,266				
N11	at Oklahoma* (FOX)	L 20-59	83,525				17 17 16
N18	Cincinnati* (Big 12 Now)	W 42-21	43,588				
N25	at Baylor* (FSI)	7:00 p.m.					

-  The Big 12 has placed five teams in the first three CFP Polls. Texas checked in at No. 7 for the third week, followed by No. 14 Oklahoma, No. 21 K-State, No. 23 Oklahoma State and No. 25 Kansas.
-  Oklahoma State and Texas are two of the five teams with at least three wins over CFP Top 25 teams.
-  Among conferences, the Big 12 is first in rushing yards per game (170.4), second in total yards (419.1) and third in passing yards (248.7) and scoring (29.7).
-  TCU's Jared Wiley (offensive), Oklahoma's Billy Bowman (defensive), West Virginia's Jahiem White (newcomer) and Kansas State's Keenan Garber (special teams) earned Big 12 football weekly awards.
-  Drake Dabney caught four passes for 77 yards to move into fourth among Baylor tight ends in school history with 850 yards receiving. The senior moved past Ben Sims as he now has 529 yards receiving in 2023, the best total in single-season history among tight ends.
-  Running back Aidan Robbins' 182 yards and 22 carries set a BYU career-high and second-most in his collegiate career behind only a 227-yard game vs. North Texas on Sept. 17, 2022 while at UNLV.
-  UCF's Kobe Hudson surpassed 2,000 career receiving yards with his two-reception, 52-yard performance. Hudson is one of 45 active players in the FBS with 2,000 or more receiving yards in his career.
-  Cincinnati RB Corey Kiner rushed for 56 yards against West Virginia, giving him 941 on the season. He is seeking to become the 20th 1,000-yard rusher, by 13 different Bearcats.
-  Houston QB Donovan Smith registered a passing touchdown, rushing touchdown and receiving touchdown against Oklahoma State, becoming the third FBS player this season to accomplish the feat.

-  Iowa State's Rocco Becht passed for 323 yards and two touchdowns to break two of Brock Purdy's freshman school records, raising his season totals to 2,444 yards and 17 touchdowns. Purdy, now the starter for the San Francisco 49ers, threw for 2,250 yards and 16 TDs in 2018.
-  Kansas' Devin Neal rushed 18 times for 138 yards and three touchdowns against K-State. Neal now has three games in his career with three rushing TDs, including twice this season. Neal has also scored at least one TD in 18 career games.
-  K-State TE Ben Sinnott had four catches for 39 yards and a touchdown against Kansas. He now has the most catches in a season by a tight end in school history with 39 receptions.
-  DB Billy Bowman's 100-yard interception return for a touchdown was the third in Oklahoma program history and the seventh 100-yard scoring play in school history.
-  Brennan Presley's 15 receptions last Saturday marked the second-most by a Cowboy in program history. Presley finished one shy of Alex Loyd, who recorded 16 receptions versus Kansas on Oct. 22, 1949.
-  TCU didn't punt in a game for the first time since a 2010 win over Air Force as the team defeated Baylor 42-17.
-  Texas finished 5-0 on the road for the first time since 2009 and unbeaten on the road for the first time since 2020 (3-0) with a 26-16 win in Ames over the Cyclones.
-  E'Maurion Banks registered the Red Raiders' first blocked extra point since a 2019 contest versus Kansas when Zech McPhearson blocked a kick.
-  WVU's Jahiem White ran for a career-high 204 yards and QB Garrett Greene added 154 yards and three TDs on the ground. White became the first WVU ball carrier to reach 200 yards since 2016, and Greene becomes the first WVU quarterback with multiple three-touchdown rushing games since 2006.

BIG 12 MEDIA PRESEASON POLL

1. Texas
2. K-State
3. Oklahoma
4. Texas Tech
5. TCU
6. Baylor
7. Oklahoma State
8. UCF
9. Kansas
10. Iowa State
11. BYU
12. Houston
13. Cincinnati
14. West Virginia

DR PEPPER BIG 12 CHAMPIONSHIP

Saturday, Dec. 2, 11 a.m. CT (ABC)
AT&T Stadium, Arlington, Texas
Tickets available at:
<https://big12.us/3i564VW>

The top two finishers by conference winning percentage in the Big 12 standings will compete in the Dr Pepper Big 12 Football Championship game. Three-time Grammy-award-winning artist Nelly will perform at halftime with the bands of the participating institutions.

BIG 12 PRO DAY

Spring 2024
Ford Center, Frisco, Texas

The Big 12 and the NFL have partnered to debut Big 12 Pro Day in the spring of 2024. The reimagined Pro Day experience will feature state of the art medical and player skill assessments designed to maximize the student-athlete prospect experience. The NFL Network and additional NFL media platforms will air content. Off the field, a job fair and non-football career networking opportunities will be provided. The Conference will also host Big 12 Fan Fest outside of the event.



2023-24 Big 12 Football
Extended Individual Statistics
All games

TOTAL OFFENSE (Minimum Games Played Pct. 75%)

#	Player	G	Rush	Pass	Plays	Total	Yds/g
1	Gabriel, Dillon - OU	11	337	3260	432	3597	327.00
2	Ewers, Quinn - UT	9	28	2513	323	2541	282.33
3	Smith, Donovan - UH	11	404	2640	501	3044	276.73
4	Greene, Garrett - WVU	10	605	1909	326	2514	251.40
5	Howard, Will - KState	11	305	2355	379	2660	241.82
6	Jones, Emory - UC	11	499	2115	437	2614	237.64
7	Bowman, Alan - OSU	11	30	2487	388	2517	228.82
8	Becht, Rocco - IowaSt	11	67	2444	371	2511	228.27
9	Hoover, Josh - TCU	9	5	1862	257	1867	207.44
10	Bean, Jason - KU	10	169	1431	191	1600	160.00

ALL PURPOSE (Minimum Games Played Pct. 75%)

#	Player	G	Rush	Rcv	PR	KR	Yds	Avg/g
1	Gordon, Ollie - OSU	11	1414	262	0	0	1676	152.36
2	Harvey, RJ - UCF	11	1160	231	0	41	1432	130.18
3	Brooks, Jonathon - UT	10	1139	286	0	0	1425	142.50
4	Brooks, Tahj - TTU	11	1348	70	0	0	1418	128.91
5	Neal, Devin - KU	11	1103	214	0	0	1317	119.73
6	Giddens, DJ - KState	11	961	286	0	0	1247	113.36
7	Bailey, Emani - TCU	11	1059	160	0	0	1219	110.82
8	Worthy, Xavier - UT	11	35	834	310	0	1179	107.18
9	Farooq, Jalil - OU	11	89	630	0	400	1119	101.73
10	Kiner, Corey - UC	11	941	49	0	0	990	90.00

TOTAL OFFENSE AVG/PLAY (Minimum Games Played Pct. 75%)

#	Player	G	Rush	Pass	Plays	Total	Yds/p
1	Metayer, Chamon - UC	11	27	0	1	27	2.45
2	Boomer, Colton - UCF	11	24	0	1	24	2.18
3	Ray, Traylon - WVU	10	0	21	1	21	2.10
4	Noel, Jaylin - IowaSt	10	-1	42	2	41	2.05
5	Townsend, Xavier - UCF	9	162	0	13	162	1.38
6	Worthy, Xavier - UT	11	35	35	5	70	1.27
7	Wiggins, Dee - UC	11	13	0	1	13	1.18
8	Arnold, Lawrence - KU	11	10	0	1	10	0.91
9	Jackson, Jadon - KState	11	29	0	3	29	0.88
10	Ewers, Quinn - UT	9	28	2513	323	2541	0.87

SCORING (Minimum Games Played Pct. 75%)

#	Player	G	TD	FG	XPT	2XP	Pts	Pts/g
1	Auburn, Bert - UT	11	0	23	39	0	108	9.82
2	Hale, Alex - OSU	11	0	24	34	0	106	9.64
3	Gordon, Ollie - OSU	11	16	0	0	0	96	8.73
4	Schmit, Zach - OU	11	0	12	55	0	91	8.27
5	Harvey, RJ - UCF	11	15	0	0	0	90	8.18
6	Contreraz, Chase - IowaSt	11	0	19	28	0	85	7.73
7	Neal, Devin - KU	11	14	0	0	0	84	7.64
8	Boomer, Colton - UCF	11	0	12	43	0	79	7.18
9	Kell, Griffin - TCU	11	0	13	40	0	79	7.18
10	Garcia, Gino - TTU	11	0	14	35	0	77	7.00

TOTAL OFFENSE PLAYS

#	Player	G	Rush	Pass	Plays	Total	Yds/g
1	Smith, Donovan - UH	11	404	2640	501	3044	276.73
2	Jones, Emory - UC	11	499	2115	437	2614	237.64
3	Gabriel, Dillon - OU	11	337	3260	432	3597	327.00
4	Bowman, Alan - OSU	11	30	2487	388	2517	228.82
5	Howard, Will - KState	11	305	2355	379	2660	241.82
6	Becht, Rocco - IowaSt	11	67	2444	371	2511	228.27
7	Shapen, Blake - Baylor	8	29	2188	365	2217	277.13
8	Greene, Garrett - WVU	10	605	1909	326	2514	251.40
9	Ewers, Quinn - UT	9	28	2513	323	2541	282.33
10	Slovis, Kedon - BYU	8	-41	1716	295	1675	209.38

SCORING (TDs) (Minimum 1 Touchdowns)

#	Player	G	Run	Rec	Ret	Pts	Avg/g
1	Gordon, Ollie - OSU	11	15	1	0	96	8.73
2	Harvey, RJ - UCF	11	14	1	0	90	8.18
3	Neal, Devin - KU	11	13	1	0	84	7.64
4	Greene, Garrett - WVU	10	11	0	0	66	6.60
5	Brooks, Jonathon - UT	10	10	1	0	66	6.60
6	Donaldson, CJ - WVU	11	11	0	0	68	6.18
7	Polley, Hawkins - Baylor	1	0	1	0	6	6.00
8	Gabriel, Dillon - OU	11	11	0	0	66	6.00
9	Hicks, Kalib - OU	1	1	0	0	6	6.00
10	Giddens, DJ - KState	11	8	2	0	60	5.45

TOTAL OFFENSE YARDS

#	Player	G	Rush	Pass	Plays	Total	Yds/g
1	Smith, Donovan - UH	11	404	2640	501	3044	276.73
2	Jones, Emory - UC	11	499	2115	437	2614	237.64
3	Gabriel, Dillon - OU	11	337	3260	432	3597	327.00
4	Bowman, Alan - OSU	11	30	2487	388	2517	228.82
5	Howard, Will - KState	11	305	2355	379	2660	241.82
6	Becht, Rocco - IowaSt	11	67	2444	371	2511	228.27
7	Shapen, Blake - Baylor	8	29	2188	365	2217	277.13
8	Greene, Garrett - WVU	10	605	1909	326	2514	251.40
9	Ewers, Quinn - UT	9	28	2513	323	2541	282.33
10	Slovis, Kedon - BYU	8	-41	1716	295	1675	209.38

SCORING (KICK) (Minimum Games Played Pct. 75%)

#	Player	G	PAT	FG	Pts	Avg/g
1	Auburn, Bert - UT	11	39-39	23-28	108	9.82
2	Hale, Alex - OSU	11	34-35	24-30	106	9.64
3	Schmit, Zach - OU	11	55-55	12-18	91	8.27
4	Contreraz, Chase - IowaSt	11	28-29	19-24	85	7.73
5	Boomer, Colton - UCF	11	43-44	12-17	79	7.18
6	Kell, Griffin - TCU	11	40-41	13-20	79	7.18
7	Garcia, Gino - TTU	11	35-35	14-19	77	7.00
8	Tennant, Chris - KState	11	49-50	9-12	76	6.91
9	Hayes, Michael - WVU	11	39-39	12-15	75	6.82
10	Brown, Carter - UC	11	29-29	14-17	71	6.45



2023-24 Big 12 Football
Extended Individual Statistics
All games

TOTAL OFFENSE TDS

#	Player	G	Rush	Pass	Total
1	Gabriel, Dillon - OU	11	337	3260	38
2	Howard, Will - KState	11	305	2355	31
3	Smith, Donovan - UH	11	404	2640	27
4	Greene, Garrett - WVU	10	605	1909	24
5	Ewers, Quinn - UT	9	28	2513	21
6	Jones, Emory - UC	11	499	2115	21
7	Becht, Rocco - IowaSt	11	67	2444	20
8	Shapen, Blake - Baylor	8	29	2188	17
9	Plumlee, John Rhys - UCF	8	415	1820	16
10	Morris, Chandler - TCU	7	249	1532	15

RUSHING (Minimum 10 Rushing Attempts/Game, Games Played Pct. 75%)

#	Player	G	Att.	Yds	Avg.	TD	Lg	Avg/g
1	Gordon, Ollie - OSU	11	211	1414	6.70	15	75	128.55
2	Brooks, Tahj - TTU	11	249	1348	5.41	9	46	122.55
3	Brooks, Jonathon - UT	10	187	1139	6.09	10	67	113.90
4	Harvey, RJ - UCF	11	190	1160	6.11	14	92	105.45
5	Neal, Devin - KU	11	173	1103	6.38	13	75	100.27
6	Bailey, Emani - TCU	11	202	1059	5.24	7	74	96.27
7	Giddens, DJ - KState	11	164	961	5.86	8	43	87.36
8	Kiner, Corey - UC	11	174	941	5.41	5	68	85.55
9	Donaldson, CJ - WVU	11	166	775	4.67	11	32	70.45
10	Ward, Treshaun - KState	10	113	595	5.27	4	52	59.50

YARDS PER RUSH (Minimum 10 Rushing Attempts/Game, Games Played Pct. 75%)

#	Player	G	Att.	Yds	Avg.	TD	Lg	Avg/g
1	Gordon, Ollie - OSU	11	211	1414	6.70	15	75	128.55
2	Neal, Devin - KU	11	173	1103	6.38	13	75	100.27
3	Harvey, RJ - UCF	11	190	1160	6.11	14	92	105.45
4	Brooks, Jonathon - UT	10	187	1139	6.09	10	67	113.90
5	Giddens, DJ - KState	11	164	961	5.86	8	43	87.36
6	Brooks, Tahj - TTU	11	249	1348	5.41	9	46	122.55
7	Kiner, Corey - UC	11	174	941	5.41	5	68	85.55
8	Ward, Treshaun - KState	10	113	595	5.27	4	52	59.50
9	Bailey, Emani - TCU	11	202	1059	5.24	7	74	96.27
10	Hishaw, Daniel - KU	11	111	574	5.17	8	29	52.18

RUSH ATTEMPTS (Minimum 10 Rushing Attempts/Game)

#	Player	G	Att.	Yds	Avg.	TD	Lg	Avg/g
1	Brooks, Tahj - TTU	11	249	1348	5.41	9	46	122.55
2	Gordon, Ollie - OSU	11	211	1414	6.70	15	75	128.55
3	Bailey, Emani - TCU	11	202	1059	5.24	7	74	96.27
4	Harvey, RJ - UCF	11	190	1160	6.11	14	92	105.45
5	Brooks, Jonathon - UT	10	187	1139	6.09	10	67	113.90
6	Kiner, Corey - UC	11	174	941	5.41	5	68	85.55
7	Neal, Devin - KU	11	173	1103	6.38	13	75	100.27
8	Donaldson, CJ - WVU	11	166	775	4.67	11	32	70.45
9	Giddens, DJ - KState	11	164	961	5.86	8	43	87.36
10	Jones, Emory - UC	11	142	499	3.51	4	25	45.36

RUSH YARDS (Minimum 10 Rushing Attempts/Game)

#	Player	G	Att.	Yds	Avg.	TD	Lg	Avg/g
1	Gordon, Ollie - OSU	11	211	1414	6.70	15	75	128.55
2	Brooks, Tahj - TTU	11	249	1348	5.41	9	46	122.55
3	Harvey, RJ - UCF	11	190	1160	6.11	14	92	105.45
4	Brooks, Jonathon - UT	10	187	1139	6.09	10	67	113.90
5	Neal, Devin - KU	11	173	1103	6.38	13	75	100.27
6	Bailey, Emani - TCU	11	202	1059	5.24	7	74	96.27
7	Giddens, DJ - KState	11	164	961	5.86	8	43	87.36
8	Kiner, Corey - UC	11	174	941	5.41	5	68	85.55
9	Donaldson, CJ - WVU	11	166	775	4.67	11	32	70.45
10	Ward, Treshaun - KState	10	113	595	5.27	4	52	59.50

RUSHING TDS (Minimum 10 Rushing Attempts/Game)

#	Player	G	Att.	Yds	Avg.	TD	Lg	Avg/g
1	Gordon, Ollie - OSU	11	211	1414	6.70	15	75	128.55
2	Harvey, RJ - UCF	11	190	1160	6.11	14	92	105.45
3	Neal, Devin - KU	11	173	1103	6.38	13	75	100.27
4	Donaldson, CJ - WVU	11	166	775	4.67	11	32	70.45
5	Brooks, Jonathon - UT	10	187	1139	6.09	10	67	113.90
6	Brooks, Tahj - TTU	11	249	1348	5.41	9	46	122.55
7	Hishaw, Daniel - KU	11	111	574	5.17	8	29	52.18
8	Giddens, DJ - KState	11	164	961	5.86	8	43	87.36
9	Bailey, Emani - TCU	11	202	1059	5.24	7	74	96.27
10	Smith, Donovan - UH	11	124	404	3.26	6	35	36.73

PASSING Avg/GAME (Minimum Games Played Pct. 75%)

#	Player	G	Comp-att-int	Yds	TD	Avg/g
1	Gabriel, Dillon - OU	11	242-346-5	3260	27	296.36
2	Ewers, Quinn - UT	9	196-279-4	2513	16	279.22
3	Smith, Donovan - UH	11	244-377-12	2640	21	240.00
4	Bowman, Alan - OSU	11	217-367-9	2487	10	226.09
5	Becht, Rocco - IowaSt	11	201-317-8	2444	17	222.18
6	Howard, Will - KState	11	195-309-9	2355	23	214.09
7	Hoover, Josh - TCU	9	153-240-8	1862	11	206.89
8	Jones, Emory - UC	11	182-295-10	2115	17	192.27
9	Greene, Garrett - WVU	10	119-229-4	1909	13	190.90
10	Bean, Jason - KU	10	92-154-4	1431	10	143.10

PASSING YARDS

#	Player	G	Comp-att-int	Yds	TD	Avg/g
1	Gabriel, Dillon - OU	11	242-346-5	3260	27	296.36
2	Smith, Donovan - UH	11	244-377-12	2640	21	240.00
3	Ewers, Quinn - UT	9	196-279-4	2513	16	279.22
4	Bowman, Alan - OSU	11	217-367-9	2487	10	226.09
5	Becht, Rocco - IowaSt	11	201-317-8	2444	17	222.18
6	Howard, Will - KState	11	195-309-9	2355	23	214.09
7	Shapen, Blake - Baylor	8	184-298-3	2188	13	273.50
8	Jones, Emory - UC	11	182-295-10	2115	17	192.27
9	Greene, Garrett - WVU	10	119-229-4	1909	13	190.90
10	Hoover, Josh - TCU	9	153-240-8	1862	11	206.89



2023-24 Big 12 Football
Extended Individual Statistics
All games

PASS EFFICIENCY (Minimum 15 Total Passes/Game, Games Played Pct. 75%)

#	Player	G	Comp-att-int	Yds	TD	Eff
1	Gabriel, Dillon - OU	11	242-346-5	3260	27	171.95
2	Ewers, Quinn - UT	9	196-279-4	2513	16	161.97
3	Bean, Jason - KU	10	92-154-4	1431	10	154.03
4	Howard, Will - KState	11	195-309-9	2355	23	145.86
5	Becht, Rocco - IowaSt	11	201-317-8	2444	17	140.82
6	Hoover, Josh - TCU	9	153-240-8	1862	11	137.38
7	Greene, Garrett - WVU	10	119-229-4	1909	13	137.23
8	Smith, Donovan - UH	11	244-377-12	2640	21	135.56
9	Jones, Emory - UC	11	182-295-10	2115	17	134.16
10	Bowman, Alan - OSU	11	217-367-9	2487	10	120.14

PASS ATTEMPTS

#	Player	G	Comp-att-int	Yds	TD	Avg/g
1	Smith, Donovan - UH	11	244-377-12	2640	21	240.00
2	Bowman, Alan - OSU	11	217-367-9	2487	10	226.09
3	Gabriel, Dillon - OU	11	242-346-5	3260	27	296.36
4	Becht, Rocco - IowaSt	11	201-317-8	2444	17	222.18
5	Howard, Will - KState	11	195-309-9	2355	23	214.09
6	Shapen, Blake - Baylor	8	184-298-3	2188	13	273.50
7	Jones, Emory - UC	11	182-295-10	2115	17	192.27
8	Ewers, Quinn - UT	9	196-279-4	2513	16	279.22
9	Slovis, Kedon - BYU	8	153-266-6	1716	12	214.50
10	Hoover, Josh - TCU	9	153-240-8	1862	11	206.89

PASS YDS/COMP. (Minimum 15 Total Passes/Game, Games Played Pct. 75%)

#	Player	G	Comp-att-int	Yds	TD	Avg/c
1	Greene, Garrett - WVU	10	119-229-4	1909	13	16.04
2	Bean, Jason - KU	10	92-154-4	1431	10	15.55
3	Gabriel, Dillon - OU	11	242-346-5	3260	27	13.47
4	Ewers, Quinn - UT	9	196-279-4	2513	16	12.82
5	Hoover, Josh - TCU	9	153-240-8	1862	11	12.17
6	Becht, Rocco - IowaSt	11	201-317-8	2444	17	12.16
7	Howard, Will - KState	11	195-309-9	2355	23	12.08
8	Jones, Emory - UC	11	182-295-10	2115	17	11.62
9	Bowman, Alan - OSU	11	217-367-9	2487	10	11.46
10	Smith, Donovan - UH	11	244-377-12	2640	21	10.82

PASS COMPLETIONS

#	Player	G	Comp-att-int	Yds	TD	Avg/g
1	Smith, Donovan - UH	11	244-377-12	2640	21	240.00
2	Gabriel, Dillon - OU	11	242-346-5	3260	27	296.36
3	Bowman, Alan - OSU	11	217-367-9	2487	10	226.09
4	Becht, Rocco - IowaSt	11	201-317-8	2444	17	222.18
5	Ewers, Quinn - UT	9	196-279-4	2513	16	279.22
6	Howard, Will - KState	11	195-309-9	2355	23	214.09
7	Shapen, Blake - Baylor	8	184-298-3	2188	13	273.50
8	Jones, Emory - UC	11	182-295-10	2115	17	192.27
9	Hoover, Josh - TCU	9	153-240-8	1862	11	206.89
10	Slovis, Kedon - BYU	8	153-266-6	1716	12	214.50

PASS YDS/ATT (Minimum 15 Total Passes/Game, Games Played Pct. 75%)

#	Player	G	Comp-att-int	Yds	TD	Avg/a
1	Gabriel, Dillon - OU	11	242-346-5	3260	27	9.42
2	Bean, Jason - KU	10	92-154-4	1431	10	9.29
3	Ewers, Quinn - UT	9	196-279-4	2513	16	9.01
4	Greene, Garrett - WVU	10	119-229-4	1909	13	8.34
5	Hoover, Josh - TCU	9	153-240-8	1862	11	7.76
6	Becht, Rocco - IowaSt	11	201-317-8	2444	17	7.71
7	Howard, Will - KState	11	195-309-9	2355	23	7.62
8	Jones, Emory - UC	11	182-295-10	2115	17	7.17
9	Smith, Donovan - UH	11	244-377-12	2640	21	7.00
10	Bowman, Alan - OSU	11	217-367-9	2487	10	6.78

PASSING TDS

#	Player	G	Comp-att-int	Yds	TD	Avg/g
1	Gabriel, Dillon - OU	11	242-346-5	3260	27	296.36
2	Howard, Will - KState	11	195-309-9	2355	23	214.09
3	Smith, Donovan - UH	11	244-377-12	2640	21	240.00
4	Becht, Rocco - IowaSt	11	201-317-8	2444	17	222.18
5	Jones, Emory - UC	11	182-295-10	2115	17	192.27
6	Ewers, Quinn - UT	9	196-279-4	2513	16	279.22
7	Greene, Garrett - WVU	10	119-229-4	1909	13	190.90
8	Shapen, Blake - Baylor	8	184-298-3	2188	13	273.50
9	Plumlee, John Rhys - UCF	8	122-200-8	1820	12	227.50
10	Morris, Chandler - TCU	7	133-203-5	1532	12	218.86

PASS COMP. PCT (Minimum 15 Total Passes/Game, Games Played Pct. 75%)

#	Player	G	Comp-att-int	Yds	TD	Pct.
1	Ewers, Quinn - UT	9	196-279-4	2513	16	70.25
2	Gabriel, Dillon - OU	11	242-346-5	3260	27	69.94
3	Smith, Donovan - UH	11	244-377-12	2640	21	64.72
4	Hoover, Josh - TCU	9	153-240-8	1862	11	63.75
5	Becht, Rocco - IowaSt	11	201-317-8	2444	17	63.41
6	Howard, Will - KState	11	195-309-9	2355	23	63.11
7	Jones, Emory - UC	11	182-295-10	2115	17	61.69
8	Bean, Jason - KU	10	92-154-4	1431	10	59.74
9	Bowman, Alan - OSU	11	217-367-9	2487	10	59.13
10	Greene, Garrett - WVU	10	119-229-4	1909	13	51.97

PASS INTERCEPTIONS

#	Player	G	Comp-att-int	Yds	TD	Avg/g
1	Smith, Donovan - UH	11	244-377-12	2640	21	240.00
2	Jones, Emory - UC	11	182-295-10	2115	17	192.27
3	Howard, Will - KState	11	195-309-9	2355	23	214.09
4	Bowman, Alan - OSU	11	217-367-9	2487	10	226.09
5	Hoover, Josh - TCU	9	153-240-8	1862	11	206.89
6	Becht, Rocco - IowaSt	11	201-317-8	2444	17	222.18
7	Plumlee, John Rhys - UCF	8	122-200-8	1820	12	227.50
8	Slovis, Kedon - BYU	8	153-266-6	1716	12	214.50
9	Strong, Jake - TTU	2	35-65-6	409	2	204.50
10	Gabriel, Dillon - OU	11	242-346-5	3260	27	296.36



2023-24 Big 12 Football
Extended Individual Statistics
All games

RECEPTIONS/GAME (Minimum Games Played Pct. 75%)

#	Player	G	No.	Yds	TD	Lg	Yds/g	Rec/g
1	Presley, Brennan - OSU	11	67	656	5	29	59.64	6.09
2	Stoops, Drake - OU	11	66	755	9	60	68.64	6.00
3	Worthy, Xavier - UT	11	63	834	4	45	75.82	5.73
4	Noel, Jaylin - IowaSt	10	57	581	4	66	58.10	5.70
5	Brown, Samuel - UH	11	62	815	3	53	74.09	5.64
6	Henderson, Xzavier - UC	11	54	752	3	55	68.36	4.91
7	Manjack IV, Joseph - UH	9	42	503	6	49	55.89	4.67
8	Brooks, Phillip - KState	11	50	563	5	40	51.18	4.55
9	Price, Myles - TTU	10	43	410	5	33	41.00	4.30
10	Golden, Matthew - UH	9	38	404	6	39	44.89	4.22

RECEPTION TDS

#	Player	G	No.	Yds	TD	Long	Avg/c	Yds/g
1	Mitchell, Adonai - UT	11	43	669	9	47	15.56	60.82
2	Anderson, Nic - OU	11	27	628	9	63	23.26	57.09
3	Stoops, Drake - OU	11	66	755	9	60	11.44	68.64
4	Hudson, Kobe - UCF	11	33	755	7	75	22.88	68.64
5	Wiley, Jared - TCU	11	39	481	6	81	12.33	43.73
6	Golden, Matthew - UH	9	38	404	6	39	10.63	44.89
7	Baker, Javon - UCF	11	41	907	6	86	22.12	82.45
8	Manjack IV, Joseph - UH	9	42	503	6	49	11.98	55.89
9	Dabney, Drake - Baylor	11	31	529	5	63	17.06	48.09
10	Presley, Brennan - OSU	11	67	656	5	29	9.79	59.64

RECEIVE YDS/GAME (Minimum Games Played Pct. 75%)

#	Player	G	No.	Yds	TD	Long	Avg/c	Yds/g
1	Baker, Javon - UCF	11	41	907	6	86	22.12	82.45
2	Worthy, Xavier - UT	11	63	834	4	45	13.24	75.82
3	Brown, Samuel - UH	11	62	815	3	53	13.15	74.09
4	Hudson, Kobe - UCF	11	33	755	7	75	22.88	68.64
5	Stoops, Drake - OU	11	66	755	9	60	11.44	68.64
6	Henderson, Xzavier - UC	11	54	752	3	55	13.93	68.36
7	Higgins, Jayden - IowaSt	11	42	714	4	75	17.00	64.91
8	Mitchell, Adonai - UT	11	43	669	9	47	15.56	60.82
9	Presley, Brennan - OSU	11	67	656	5	29	9.79	59.64
10	Noel, Jaylin - IowaSt	10	57	581	4	66	10.19	58.10

YARDS PER CATCH (Minimum 2 Receptions/Game, Games Played Pct. 75%)

#	Player	G	No.	Yds	TD	Long	Avg/c	Yds/g
1	Anderson, Nic - OU	11	27	628	9	63	23.26	57.09
2	Hudson, Kobe - UCF	11	33	755	7	75	22.88	68.64
3	Baker, Javon - UCF	11	41	907	6	86	22.12	82.45
4	Skinner, Quentin - KU	11	23	435	2	49	18.91	39.55
5	Carter, Devin - WVU	10	27	501	2	49	18.56	50.10
6	Dabney, Drake - Baylor	11	31	529	5	63	17.06	48.09
7	Higgins, Jayden - IowaSt	11	42	714	4	75	17.00	64.91
8	Fairchild, Mason - KU	11	24	396	2	59	16.50	36.00
9	Arnold, Lawrence - KU	11	35	576	3	80	16.46	52.36
10	Baldwin, Monarary - Baylor	11	38	623	4	71	16.39	56.64

RECEPTIONS

#	Player	G	No.	Yds	TD	Long	Avg/c	Yds/g
1	Presley, Brennan - OSU	11	67	656	5	29	9.79	59.64
2	Stoops, Drake - OU	11	66	755	9	60	11.44	68.64
3	Worthy, Xavier - UT	11	63	834	4	45	13.24	75.82
4	Brown, Samuel - UH	11	62	815	3	53	13.15	74.09
5	Noel, Jaylin - IowaSt	10	57	581	4	66	10.19	58.10
6	Henderson, Xzavier - UC	11	54	752	3	55	13.93	68.36
7	Brooks, Phillip - KState	11	50	563	5	40	11.26	51.18
8	Owens, Rashod - OSU	11	46	595	1	45	12.93	54.09
9	Mitchell, Adonai - UT	11	43	669	9	47	15.56	60.82
10	Price, Myles - TTU	10	43	410	5	33	9.53	41.00

RECEPTION YARDS

#	Player	G	No.	Yds	TD	Long	Avg/c	Yds/g
1	Baker, Javon - UCF	11	41	907	6	86	22.12	82.45
2	Worthy, Xavier - UT	11	63	834	4	45	13.24	75.82
3	Brown, Samuel - UH	11	62	815	3	53	13.15	74.09
4	Hudson, Kobe - UCF	11	33	755	7	75	22.88	68.64
5	Stoops, Drake - OU	11	66	755	9	60	11.44	68.64
6	Henderson, Xzavier - UC	11	54	752	3	55	13.93	68.36
7	Higgins, Jayden - IowaSt	11	42	714	4	75	17.00	64.91
8	Mitchell, Adonai - UT	11	43	669	9	47	15.56	60.82
9	Presley, Brennan - OSU	11	67	656	5	29	9.79	59.64
10	Farooq, Jalil - OU	11	40	630	2	49	15.75	57.27

PUNTING (Minimum 3.6 Punts/Game, Games Played Pct. 75%)

#	Player	G	No.	Yds	Lg	120	50+	TB	Avg.
1	Rehkov, Ryan - BYU	11	60	2923	70	21	29	4	48.72
2	McNamara, Austin - TTU	11	42	1996	59	19	19	6	47.52
3	Perkins, Tyler - IowaSt	11	54	2417	70	22	17	7	44.76
4	Fletcher, Mason - UC	11	41	1780	57	22	5	0	43.41
5	Wilkins, Laine - UH	11	46	1962	66	15	8	2	42.65
6	Blumer, Jack - KState	11	41	1738	69	18	7	1	42.39

PATS KICKS MADE

#	Player	G	Made	Att.	Pct.
1	Schmit, Zach - OU	11	55	55	100.00
2	Tennant, Chris - KState	11	49	50	98.00
3	Boomer, Colton - UCF	11	43	44	97.73
4	Kell, Griffin - TCU	11	40	41	97.56
5	Auburn, Bert - UT	11	39	39	100.00
6	Hayes, Michael - WVU	11	39	39	100.00
7	Garcia, Gino - TTU	11	35	35	100.00
8	Keller, Seth - KU	11	34	36	94.44
9	Hale, Alex - OSU	11	34	35	97.14
10	Martin, Jack - UH	11	33	33	100.00



2023-24 Big 12 Football
Extended Individual Statistics
All games

NUMBER OF PUNTS

#	Player	G	No.	Yds	Lg	120	50+	TB	Avg.
1	Rehkov, Ryan - BYU	11	60	2923	70	21	29	4	48.72
2	Perkins, Tyler - IowaSt	11	54	2417	70	22	17	7	44.76
3	Wilkins, Laine - UH	11	46	1962	66	15	8	2	42.65
4	McNamara, Austin - TTU	11	42	1996	59	19	19	6	47.52
5	Fletcher, Mason - UC	11	41	1780	57	22	5	0	43.41
6	Blumer, Jack - KState	11	41	1738	69	18	7	1	42.39
7	Straw, Oliver - WVU	11	36	1548	58	16	7	1	43.00
8	Sandy, Jordy - TCU	11	32	1342	57	10	3	1	41.94
9	McCarthy, Mitch - UCF	11	32	1318	64	9	5	1	41.19
10	Sanborn, Ryan - UT	11	32	1468	64	11	12	2	45.88

YARDS PUNTED

#	Player	G	No.	Yds	Lg	120	50+	TB	Avg.
1	Rehkov, Ryan - BYU	11	60	2923	70	21	29	4	48.72
2	Perkins, Tyler - IowaSt	11	54	2417	70	22	17	7	44.76
3	McNamara, Austin - TTU	11	42	1996	59	19	19	6	47.52
4	Wilkins, Laine - UH	11	46	1962	66	15	8	2	42.65
5	Fletcher, Mason - UC	11	41	1780	57	22	5	0	43.41
6	Blumer, Jack - KState	11	41	1738	69	18	7	1	42.39
7	Straw, Oliver - WVU	11	36	1548	58	16	7	1	43.00
8	Sanborn, Ryan - UT	11	32	1468	64	11	12	2	45.88
9	Williams, Palmer - Baylor	11	32	1378	53	5	6	1	43.06
10	Sandy, Jordy - TCU	11	32	1342	57	10	3	1	41.94

PAT KICKING PCT (Minimum Games Played Pct. 75%)

#	Player	G	Made	Att.	Pct.
1	Schmit, Zach - OU	11	55	55	100.00
2	Brown, Carter - UC	11	29	29	100.00
3	Martin, Jack - UH	11	33	33	100.00
4	Hayes, Michael - WVU	11	39	39	100.00
5	Garcia, Gino - TTU	11	35	35	100.00
6	Auburn, Bert - UT	11	39	39	100.00
7	Tennant, Chris - KState	11	49	50	98.00
8	Boomer, Colton - UCF	11	43	44	97.73
9	Kell, Griffin - TCU	11	40	41	97.56
10	Hale, Alex - OSU	11	34	35	97.14

PAT KICKING ATTEMPTS

#	Player	G	Made	Att.	Pct.
1	Schmit, Zach - OU	11	55	55	100.00
2	Tennant, Chris - KState	11	49	50	98.00
3	Boomer, Colton - UCF	11	43	44	97.73
4	Kell, Griffin - TCU	11	40	41	97.56
5	Auburn, Bert - UT	11	39	39	100.00
6	Hayes, Michael - WVU	11	39	39	100.00
7	Keller, Seth - KU	11	34	36	94.44
8	Garcia, Gino - TTU	11	35	35	100.00
9	Hale, Alex - OSU	11	34	35	97.14
10	Martin, Jack - UH	11	33	33	100.00

PUNT RETURN AVG (Minimum Games Played Pct. 75%)

#	Player	G	No.	Yds	TD	Long	Avg/g
1	Wilson, Trevor - KU	10	3	82	1	82	27.33
2	Price, Myles - TTU	10	9	196	0	43	21.78
3	Bowen, Peyton - OU	11	1	20	0	20	20.00

FIELD GOALS (Minimum Games Played Pct. 75%)

#	Player	G	Made	Att.	Long	Pct.	FG/G.
1	Hale, Alex - OSU	11	24	30	53	80.00	2.18
2	Auburn, Bert - UT	11	23	28	50	82.14	2.09
3	Contreraz, Chase - IowaSt	11	19	24	56	79.17	1.73
4	Hankins, Isaiah - Baylor	11	17	22	54	77.27	1.55
5	Brown, Carter - UC	11	14	17	54	82.35	1.27
6	Garcia, Gino - TTU	11	14	19	55	73.68	1.27
7	Kell, Griffin - TCU	11	13	20	57	65.00	1.18
8	Hayes, Michael - WVU	11	12	15	49	80.00	1.09
9	Boomer, Colton - UCF	11	12	17	55	70.59	1.09
10	Schmit, Zach - OU	11	12	18	46	66.67	1.09

FIELD GOAL PCT (Minimum Games Played Pct. 75%)

#	Player	G	Made	Att.	Long	Pct.
1	Brown, Carter - UC	11	14	17	54	82.35
2	Auburn, Bert - UT	11	23	28	50	82.14
3	Hale, Alex - OSU	11	24	30	53	80.00
4	Hayes, Michael - WVU	11	12	15	49	80.00
5	Contreraz, Chase - IowaSt	11	19	24	56	79.17
6	Keller, Seth - KU	11	11	14	44	78.57
7	Hankins, Isaiah - Baylor	11	17	22	54	77.27
8	Ferrin, Will - BYU	11	9	12	49	75.00
9	Tennant, Chris - KState	11	9	12	51	75.00
10	Garcia, Gino - TTU	11	14	19	55	73.68

FIELD GOALS ATTEMPTED

#	Player	G	Made	Att.	Long	Pct.
1	Hale, Alex - OSU	11	24	30	53	80.00
2	Auburn, Bert - UT	11	23	28	50	82.14
3	Contreraz, Chase - IowaSt	11	19	24	56	79.17
4	Hankins, Isaiah - Baylor	11	17	22	54	77.27
5	Kell, Griffin - TCU	11	13	20	57	65.00
6	Garcia, Gino - TTU	11	14	19	55	73.68
7	Schmit, Zach - OU	11	12	18	46	66.67
8	Boomer, Colton - UCF	11	12	17	55	70.59
9	Brown, Carter - UC	11	14	17	54	82.35
10	Hayes, Michael - WVU	11	12	15	49	80.00

FIELD GOALS MADE

#	Player	G	Made	Att.	Long	Pct.
1	Hale, Alex - OSU	11	24	30	53	80.00
2	Auburn, Bert - UT	11	23	28	50	82.14
3	Contreraz, Chase - IowaSt	11	19	24	56	79.17
4	Hankins, Isaiah - Baylor	11	17	22	54	77.27
5	Brown, Carter - UC	11	14	17	54	82.35
6	Garcia, Gino - TTU	11	14	19	55	73.68
7	Kell, Griffin - TCU	11	13	20	57	65.00
8	Hayes, Michael - WVU	11	12	15	49	80.00
9	Boomer, Colton - UCF	11	12	17	55	70.59
10	Schmit, Zach - OU	11	12	18	46	66.67

KICK RETURN AVG (Minimum Games Played Pct. 75%)

#	Player	G	No.	Yds	TD	Long	Avg/g
1	Noel, Jaylin - IowaSt	10	5	202	0	72	40.40
2	Golden, Matthew - UH	9	9	321	2	100	35.67
3	McCray, Drae - TTU	11	17	480	1	100	28.24



2023-24 Big 12 Football
Extended Individual Statistics
All games

PUNT RETURNS (Minimum 1.2 Punt Returns/Game)

#	Player	G	No.	Yds	TD	Long	Avg/g
1	Worthy, Xavier - UT	11	17	310	1	74	18.24
2	Fox, Preston - WVU	11	17	145	0	20	8.53
3	Freeman, Gavin - OU	11	15	122	1	82	8.13
4	Noel, Jaylin - IowaSt	10	14	119	0	39	8.50
5	Townsend, Xavier - UCF	9	14	125	0	29	8.93
6	Fleming, Malik - UH	10	13	93	0	48	7.15

KICK RETURNS (Minimum 1.2 Total Kick Returns/Game)

#	Player	G	No.	Yds	TD	Long	Avg/g
1	Everhart, Major - TCU	11	26	583	0	86	22.42
2	Farooq, Jalil - OU	11	18	400	0	62	22.22
3	Marion, Keelan - BYU	11	18	374	0	40	20.78
4	McCray, Drae - TTU	11	17	480	1	100	28.24
5	Nabors, Jordan - Baylor	8	16	338	0	34	21.13
6	Robinson, Keilan - UT	10	15	312	0	45	20.80
7	Wilson, Trevor - KU	10	14	273	0	34	19.50

PUNT RETURN YARDS

#	Player	G	No.	Yds	TD	Long	Avg/g
1	Worthy, Xavier - UT	11	17	310	1	74	18.24
2	Cameron, Josh - Baylor	11	13	201	0	70	15.46
3	Price, Myles - TTU	10	9	196	0	43	21.78
4	Fox, Preston - WVU	11	17	145	0	20	8.53
5	Townsend, Xavier - UCF	9	14	125	0	29	8.93
6	Freeman, Gavin - OU	11	15	122	1	82	8.13
7	Noel, Jaylin - IowaSt	10	14	119	0	39	8.50
8	Fleming, Malik - UH	10	13	93	0	48	7.15
9	Richardson, JP - TCU	11	6	83	0	21	13.83
10	Wilson, Trevor - KU	10	3	82	1	82	27.33

KICK RETURN YARDS

#	Player	G	No.	Yds	TD	Long	Avg/g
1	Everhart, Major - TCU	11	26	583	0	86	22.42
2	McCray, Drae - TTU	11	17	480	1	100	28.24
3	Farooq, Jalil - OU	11	18	400	0	62	22.22
4	Marion, Keelan - BYU	11	18	374	0	40	20.78
5	Nabors, Jordan - Baylor	8	16	338	0	34	21.13
6	Golden, Matthew - UH	9	9	321	2	100	35.67
7	Robinson, Keilan - UT	10	15	312	0	45	20.80
8	Wilson, Trevor - KU	10	14	273	0	34	19.50
9	Presley, Brennan - OSU	11	11	268	0	40	24.36
10	Nixon, Jaden - OSU	11	10	216	0	33	21.60

PUNT RETURN TDS

#	Player	G	No.	Yds	TD	Long	Avg/g
1	Fouonji, Loic - TTU	11	0	7	1	7	0.00
2	Worthy, Xavier - UT	11	17	310	1	74	18.24
3	Nowell, Blake - TCU	11	0	24	1	24	0.00

KICK RETURN TDS

#	Player	G	No.	Yds	TD	Long	Avg/g
1	Golden, Matthew - UH	9	9	321	2	100	35.67

INTERCEPTIONS (Minimum Games Played Pct. 75%)

#	Player	G	No.	Yds	TD	Long	Avg/g
1	Cooper, Jeremiah - IowaSt	9	5	88	1	58	0.56
2	Bowman, Billy - OU	11	5	193	2	100	0.45
3	Hamilton, Isaiah - UH	11	4	75	1	57	0.36
4	Bishop Jr., Beanie - WVU	11	4	86	0	40	0.36
5	Dotson, Ra'Mello - KU	11	4	90	2	50	0.36
6	Taylor-Demerson, Dadrion - TTU	11	4	23	0	23	0.36
7	Robinson, Jakob - BYU	11	4	74	1	42	0.36
8	Parrish, Jacob - KState	10	3	37	0	26	0.30
9	Fleming, Malik - UH	10	3	54	0	35	0.30
10	Heckard, Eddie - BYU	11	3	55	0	38	0.27

INTERCEPTION RETURNS

#	Player	G	No.	Yds	TD	Long	Yds/i
1	Bowman, Billy - OU	11	5	193	2	100	38.60
2	Cooper, Jeremiah - IowaSt	9	5	88	1	58	17.60
3	Robinson, Jakob - BYU	11	4	74	1	42	18.50
4	Bishop Jr., Beanie - WVU	11	4	86	0	40	21.50
5	Hamilton, Isaiah - UH	11	4	75	1	57	18.75
6	Taylor-Demerson, Dadrion - TTU	11	4	23	0	23	5.75
7	Dotson, Ra'Mello - KU	11	4	90	2	50	22.50
8	Fleming, Malik - UH	10	3	54	0	35	18.00
9	Dunlap, Malik - TTU	11	3	77	1	54	25.67
10	Freyler, Beau - IowaSt	11	3	18	0	18	6.00

INTERCEPTION RET YARDS

#	Player	G	No.	Yds	TD	Long	Yds/i
1	Bowman, Billy - OU	11	5	193	2	100	38.60
2	Martinez, Nikai - UCF	11	3	94	0	42	31.33
3	Dotson, Ra'Mello - KU	11	4	90	2	50	22.50
4	Cooper, Jeremiah - IowaSt	9	5	88	1	58	17.60
5	Bishop Jr., Beanie - WVU	11	4	86	0	40	21.50
6	Dunlap, Malik - TTU	11	3	77	1	54	25.67
7	Bradford, Millard - TCU	11	2	75	1	40	37.50
8	Hamilton, Isaiah - UH	11	4	75	1	57	18.75
9	Robinson, Jakob - BYU	11	4	74	1	42	18.50
10	Thompson, Jerrin - UT	11	3	59	1	32	19.67

INTERCEPTION RETURN TDS

#	Player	G	No.	Yds	TD	Long	Yds/i
1	Dotson, Ra'Mello - KU	11	4	90	2	50	22.50
2	Bowman, Billy - OU	11	5	193	2	100	38.60
3	Bradford, Millard - TCU	11	2	75	1	40	37.50
4	Dunlap, Malik - TTU	11	3	77	1	54	25.67
5	Hamilton, Isaiah - UH	11	4	75	1	57	18.75
6	Robinson, Jakob - BYU	11	4	74	1	42	18.50
7	Thompson, Jerrin - UT	11	3	59	1	32	19.67
8	Garber, Keenan - KState	11	1	45	1	45	45.00
9	Stutsman, Danny - OU	10	1	30	1	30	30.00
10	Logan Jr., Kenny - KU	11	1	30	1	30	30.00



2023-24 Big 12 Football
Extended Individual Statistics
All games

TACKLES (All positions) (Minimum Games Played Pct. 75%)

#	Player	G	Pos	Solo	Ast	Total	Avg/g
1	Martin, Nickolas - OSU	11	LB	63	49	112	10.18
2	Stutsman, Danny - OU	10	LB	42	49	91	9.10
3	Johnson, Jason - UCF	11	LB	54	39	93	8.45
4	Roberts, Ben - TTU	11	LB	47	40	87	7.91
5	Haulcy, A.J. - UH	11	DB	63	22	85	7.73
6	Pace, Deshawn - UC	10	LB	40	36	76	7.60
7	Daniels, Kendal - OSU	11	S	50	33	83	7.55
8	Tooley, Max - BYU	11	LB	46	35	81	7.36
9	Freyler, Beau - IowaSt	11	DB	34	47	81	7.36
10	Kpogba, Lee - WVU	11	LB	36	45	81	7.36
11	Rucker, Trey - OSU	11	S	49	32	81	7.36
12	Ford, Jaylan - UT	11	LB	39	41	80	7.27
13	Obiazor, Namdi - TCU	11	LB	46	33	79	7.18
14	Baskerville, CJ - TTU	9	DB	46	18	64	7.11
15	Jones, Matt - Baylor	11	LB	49	27	76	6.91
16	Logan Jr., Kenny - KU	11	S	52	24	76	6.91
17	Robinson, Malik - UH	11	LB	36	38	74	6.73
18	Yates, Walter - UCF	10	LB	40	25	65	6.50
19	Vongphachanh, AJ - BYU	11	LB	27	43	70	6.36
20	Hodge, Jamoi - TCU	11	LB	31	38	69	6.27
21	Bobby, Devyn - Baylor	11	S	43	24	67	6.09
22	Wilson, Anthony - WVU	11	S	46	21	67	6.09
23	Oliver, Collin - OSU	11	LB	38	26	64	5.82
24	Morris, Jamal - UH	10	LB	34	24	58	5.80
25	Taylor-Demerson, Dadrion - TTU	11	DB	48	14	62	5.64
26	Jones, Dorian - UC	10	LB	24	31	55	5.50
27	Sigle, Marques - KState	10	S	42	13	55	5.50
28	Slade, Ethan - BYU	11	DB	35	25	60	5.45
29	Bishop Jr., Beanie - WVU	11	CB	48	11	59	5.36
30	Pierre, Jesiah - TTU	10	LB	28	25	53	5.30
31	Hunter, Lee - UCF	11	DL	33	25	58	5.27
32	Moore, Austin - KState	11	LB	37	21	58	5.27
33	Savage, Kobe - KState	11	S	37	19	56	5.09
34	Kanak, Jaren - OU	11	LB	22	33	55	5.00
35	Threats, Bryon - UC	11	S	35	20	55	5.00
36	Robinson, Jakob - BYU	11	CB	35	19	54	4.91
37	Miller, Rich - KU	11	LB	39	15	54	4.91
38	Hill Jr., Anthony - UT	11	LB	32	21	53	4.82
39	Perry, Mark - TCU	11	S	42	11	53	4.82
40	Lewis, Kip - OU	11	LB	29	23	52	4.73
41	Bowman, Billy - OU	11	DB	31	21	52	4.73
42	Verdon, Malik - IowaSt	10	DB	26	21	47	4.70
43	Batty, Tyler - BYU	11	DL	26	25	51	4.64
44	Dingle, Jack - UC	11	LB	27	24	51	4.64
45	Banks Jr., Shad - TCU	11	LB	35	16	51	4.64
46	Barron, Jahdae - UT	11	DB	27	23	50	4.55
47	Benson, Xavier - OSU	11	LB	28	22	50	4.55
48	Wakley, Crew - BYU	11	S	28	22	50	4.55
49	Lee III, Will - KState	9	CB	30	10	40	4.44
50	Purchase, Myles - IowaSt	11	DB	32	16	48	4.36

SACKS (Minimum Games Played Pct. 75%)

#	Player	G	Pos	Solo	Ast	Total	Avg/g
1	Ceaser, Nelson - UH	10	DL	9	1	9.5	0.95
2	Booker, Austin - KU	11	DL	7	2	8	0.73
3	Morris-Brash, Tre'mon - UCF	11	DL	7	1	7.5	0.68
4	Lawrence, Malachi - UCF	11	DL	6	1	6.5	0.59
5	Burke, Ethan - UT	10	DL	5	1	5.5	0.55
6	Caldwell, Jamaree - UH	10	DL	5	1	5.5	0.55
7	Duke, Khalid - KState	11	DE	6	0	6	0.55
8	Oliver, Collin - OSU	11	LB	5	2	6	0.55
9	Martin, Nickolas - OSU	11	LB	6	0	6	0.55
10	Murphy II, Byron - UT	11	DL	4	2	5	0.45

TACKLES FOR LOSS (Minimum 1.25 Total Tackles For Loss/Game, Games Played Pct. 75%)

#	Player	G	Pos	Solo	Ast	Total	Avg/g
1	Morris-Brash, Tre'mon - UCF	11	DL	16	3	17.5	1.59
2	Stutsman, Danny - OU	10	LB	10	11	15.5	1.55
3	Martin, Nickolas - OSU	11	LB	12	5	14.5	1.32
4	Ceaser, Nelson - UH	10	DL	12	2	13	1.30

FUMBLES FORCED (Minimum Games Played Pct. 75%)

#	Player	G	No.	Avg/g
1	Oliver, Collin - OSU	11	4	0.36
2	Stutsman, Danny - OU	10	2	0.20
3	Lanz, Cooper - Baylor	10	2	0.20
4	Purnell, Desmond - KState	11	2	0.18
5	Batty, Tyler - BYU	11	2	0.18
6	Mott, Brendan - KState	11	2	0.18
7	Booker, Austin - KU	11	2	0.18
8	Heckard, Eddie - BYU	11	2	0.18
9	Ward, Taj - UC	11	2	0.18
10	Brown, JB - KU	11	2	0.18

FUMBLES RECOVERED (Minimum Games Played Pct. 75%)

#	Player	G	No.	Avg/g
1	Purnell, Desmond - KState	11	2	0.18
2	Daniels, Kendal - OSU	11	2	0.18
3	Dingle, Jack - UC	11	2	0.18
4	Benson, Xavier - OSU	11	2	0.18
5	Jenkins, Caden - Baylor	11	2	0.18
6	Manjack IV, Joseph - UH	9	1	0.11
7	Clement, Hudson - WVU	9	1	0.11
8	Walker, Kani - OU	9	1	0.11
9	Lee III, Will - KState	9	1	0.11
10	Pace, Deshawn - UC	10	1	0.10

PASSES DEFENDED (Minimum Games Played Pct. 75%)

#	Player	G	Brp	Int.	Total	Avg/g
1	Bishop Jr., Beanie - WVU	11	20	4	24	2.18
2	Cooper, Jeremiah - IowaSt	9	6	5	11	1.22
3	Parrish, Jacob - KState	10	9	3	12	1.20
4	Dotson, Ra'Mello - KU	11	8	4	12	1.09
5	Thornton, Corey - UCF	11	9	2	11	1.00
6	Robinson, Jakob - BYU	11	7	4	11	1.00
7	Lee III, Will - KState	9	6	2	8	0.89
8	Bowman, Billy - OU	11	4	5	9	0.82
9	Taylor-Demerson, Dadrion - TTU	11	5	4	9	0.82
10	Freyler, Beau - IowaSt	11	6	3	9	0.82



**2023-24 Big 12 Football
Extended Team Leaders
All games**

SCORING OFFENSE

Team	G	TD	FG	XPT	2XP	DXP	Saf	Pts	Avg/G
Oklahoma	11	59	12	57	0	0	1	449	40.82
Kansas St.	11	56	9	50	2	1	0	419	38.09
Texas	11	42	23	39	1	1	0	364	33.09
UCF	11	47	12	43	0	1	0	363	33
Kansas	11	47	11	39	0	0	0	354	32.18
West Virginia	11	44	12	41	2	0	0	345	31.36
TCU	11	42	13	40	0	0	0	331	30.09
Oklahoma St.	11	36	24	34	0	0	0	322	29.27
Texas Tech	11	39	14	35	2	0	0	315	28.64
Iowa St.	11	31	19	28	1	0	0	273	24.82
Cincinnati	11	33	14	29	2	0	0	273	24.82
Houston	11	36	6	33	1	0	1	271	24.64
Baylor	11	28	17	17	4	0	1	246	22.36
BYU	11	31	9	28	1	0	0	243	22.09

TOTAL DEFENSE

Team	G	Rush	Pass	Plays	Yards	Avg/P	TD	Avg/G
Iowa St.	11	1370	2324	736	3694	5.02	24	335.82
Texas	11	910	2793	710	3703	5.22	22	336.64
Kansas St.	11	1424	2532	744	3956	5.32	23	359.64
Oklahoma	11	1596	2562	784	4158	5.3	23	378
Kansas	11	1774	2415	722	4189	5.8	35	380.82
Texas Tech	11	1710	2492	783	4202	5.37	29	382
Cincinnati	11	1811	2460	674	4271	6.34	37	388.27
West Virginia	11	1613	2664	731	4277	5.85	38	388.82
TCU	11	1649	2644	788	4293	5.45	29	390.27
UCF	11	2148	2305	764	4453	5.83	34	404.82
BYU	11	1950	2559	759	4509	5.94	34	409.91
Baylor	11	1969	2568	706	4537	6.43	45	412.45
Houston	11	1800	2811	781	4611	5.9	44	419.18
Oklahoma St.	11	1934	2817	739	4751	6.43	38	431.91

SCORING DEFENSE

Team	G	TD	FG	XPT	2XP	DXP	Saf	Pts	Avg/G
Texas	11	22	16	18	1	0	0	200	18.18
Kansas St.	11	24	16	20	0	0	0	212	19.27
Oklahoma	11	25	17	19	1	0	0	222	20.18
Iowa St.	11	27	12	21	1	1	1	225	20.45
TCU	11	30	18	27	2	0	0	265	24.09
Texas Tech	11	31	16	27	3	0	0	267	24.27
UCF	11	36	14	30	2	0	0	292	26.55
Kansas	11	35	15	26	4	2	0	293	26.64
Oklahoma St.	11	39	8	30	2	0	1	294	26.73
West Virginia	11	39	9	38	0	0	0	299	27.18
Cincinnati	11	39	13	38	0	0	0	311	28.27
BYU	11	40	13	39	0	0	0	318	28.91
Houston	11	46	10	41	2	0	0	351	31.91
Baylor	11	48	9	45	3	0	0	366	33.27

TOTAL OFFENSE PLAYS

Team	G	Rush	Pass	Plays	Yards	Avg/P	TD	Avg/G
TCU	11	1678	3402	822	5080	6.18	40	461.82
Oklahoma	11	1960	3462	816	5422	6.64	55	492.91
Cincinnati	11	2374	2397	804	4771	5.93	33	433.73
Texas Tech	11	1880	2565	799	4445	5.56	36	404.09
Baylor	11	1259	2941	798	4200	5.26	26	381.82
Oklahoma St.	11	1827	2864	796	4691	5.89	35	426.45
Kansas St.	11	2187	2669	786	4856	6.18	54	441.45
West Virginia	11	2562	2177	781	4739	6.07	44	430.82
Texas	11	1958	3039	769	4997	6.5	39	454.27
UCF	11	2575	2856	758	5431	7.16	46	493.73
Houston	11	1330	2733	715	4063	5.68	33	369.36
Kansas	11	2224	2422	692	4646	6.71	42	422.36
BYU	11	1122	2268	687	3390	4.93	29	308.18
Iowa St.	11	1301	2509	668	3810	5.7	30	346.36

TOUCHDOWNS SCORED

Team	G	TD	FG	XPT	2XP	DXP	Saf	Pts	Avg/G
Oklahoma	11	59	12	57	0	0	1	449	40.82
Kansas St.	11	56	9	50	2	1	0	419	38.09
UCF	11	47	12	43	0	1	0	363	33
Kansas	11	47	11	39	0	0	0	354	32.18
West Virginia	11	44	12	41	2	0	0	345	31.36
Texas	11	42	23	39	1	1	0	364	33.09
TCU	11	42	13	40	0	0	0	331	30.09
Texas Tech	11	39	14	35	2	0	0	315	28.64
Oklahoma St.	11	36	24	34	0	0	0	322	29.27
Houston	11	36	6	33	1	0	1	271	24.64
Cincinnati	11	33	14	29	2	0	0	273	24.82
Iowa St.	11	31	19	28	1	0	0	273	24.82
BYU	11	31	9	28	1	0	0	243	22.09
Baylor	11	28	17	17	4	0	1	246	22.36

TOTAL OFFENSE YARDS

Team	G	Rush	Pass	Plays	Yards	Avg/P	TD	Avg/G
UCF	11	2575	2856	758	5431	7.16	46	493.73
Oklahoma	11	1960	3462	816	5422	6.64	55	492.91
TCU	11	1678	3402	822	5080	6.18	40	461.82
Texas	11	1958	3039	769	4997	6.5	39	454.27
Kansas St.	11	2187	2669	786	4856	6.18	54	441.45
Cincinnati	11	2374	2397	804	4771	5.93	33	433.73
West Virginia	11	2562	2177	781	4739	6.07	44	430.82
Oklahoma St.	11	1827	2864	796	4691	5.89	35	426.45
Kansas	11	2224	2422	692	4646	6.71	42	422.36
Texas Tech	11	1880	2565	799	4445	5.56	36	404.09
Baylor	11	1259	2941	798	4200	5.26	26	381.82
Houston	11	1330	2733	715	4063	5.68	33	369.36
Iowa St.	11	1301	2509	668	3810	5.7	30	346.36
BYU	11	1122	2268	687	3390	4.93	29	308.18



**2023-24 Big 12 Football
Extended Team Leaders
All games**

PTS SCORED KICKING

Team	G	TD	FG	XPT	2XP	DXP	Saf	Pts	Avg/G
Oklahoma	11	59	12	57	0	0	1	449	40.82
Kansas St.	11	56	9	50	2	1	0	419	38.09
Texas	11	42	23	39	1	1	0	364	33.09
UCF	11	47	12	43	0	1	0	363	33
Kansas	11	47	11	39	0	0	0	354	32.18
West Virginia	11	44	12	41	2	0	0	345	31.36
TCU	11	42	13	40	0	0	0	331	30.09
Oklahoma St.	11	36	24	34	0	0	0	322	29.27
Texas Tech	11	39	14	35	2	0	0	315	28.64
Iowa St.	11	31	19	28	1	0	0	273	24.82
Cincinnati	11	33	14	29	2	0	0	273	24.82
Houston	11	36	6	33	1	0	1	271	24.64
Baylor	11	28	17	17	4	0	1	246	22.36
BYU	11	31	9	28	1	0	0	243	22.09

TOTAL OFF. AVG/PLAY

Team	G	Rush	Pass	Plays	Yards	Avg/P	TD	Avg/G
UCF	11	2575	2856	758	5431	7.16	46	493.73
Kansas	11	2224	2422	692	4646	6.71	42	422.36
Oklahoma	11	1960	3462	816	5422	6.64	55	492.91
Texas	11	1958	3039	769	4997	6.5	39	454.27
TCU	11	1678	3402	822	5080	6.18	40	461.82
Kansas St.	11	2187	2669	786	4856	6.18	54	441.45
West Virginia	11	2562	2177	781	4739	6.07	44	430.82
Cincinnati	11	2374	2397	804	4771	5.93	33	433.73
Oklahoma St.	11	1827	2864	796	4691	5.89	35	426.45
Iowa St.	11	1301	2509	668	3810	5.7	30	346.36
Houston	11	1330	2733	715	4063	5.68	33	369.36
Texas Tech	11	1880	2565	799	4445	5.56	36	404.09
Baylor	11	1259	2941	798	4200	5.26	26	381.82
BYU	11	1122	2268	687	3390	4.93	29	308.18

TOTAL OFFENSE

Team	G	Rush	Pass	Plays	Yards	Avg/P	TD	Avg/G
UCF	11	2575	2856	758	5431	7.16	46	493.73
Oklahoma	11	1960	3462	816	5422	6.64	55	492.91
TCU	11	1678	3402	822	5080	6.18	40	461.82
Texas	11	1958	3039	769	4997	6.5	39	454.27
Kansas St.	11	2187	2669	786	4856	6.18	54	441.45
Cincinnati	11	2374	2397	804	4771	5.93	33	433.73
West Virginia	11	2562	2177	781	4739	6.07	44	430.82
Oklahoma St.	11	1827	2864	796	4691	5.89	35	426.45
Kansas	11	2224	2422	692	4646	6.71	42	422.36
Texas Tech	11	1880	2565	799	4445	5.56	36	404.09
Baylor	11	1259	2941	798	4200	5.26	26	381.82
Houston	11	1330	2733	715	4063	5.68	33	369.36
Iowa St.	11	1301	2509	668	3810	5.7	30	346.36
BYU	11	1122	2268	687	3390	4.93	29	308.18

TOTAL OFFENSE TDS

Team	G	Rush	Pass	Plays	Yards	Avg/P	TD	Avg/G
Oklahoma	11	1960	3462	816	5422	6.64	55	492.91
Kansas St.	11	2187	2669	786	4856	6.18	54	441.45
UCF	11	2575	2856	758	5431	7.16	46	493.73
West Virginia	11	2562	2177	781	4739	6.07	44	430.82
Kansas	11	2224	2422	692	4646	6.71	42	422.36
TCU	11	1678	3402	822	5080	6.18	40	461.82
Texas	11	1958	3039	769	4997	6.5	39	454.27
Texas Tech	11	1880	2565	799	4445	5.56	36	404.09
Oklahoma St.	11	1827	2864	796	4691	5.89	35	426.45
Houston	11	1330	2733	715	4063	5.68	33	369.36
Cincinnati	11	2374	2397	804	4771	5.93	33	433.73
Iowa St.	11	1301	2509	668	3810	5.7	30	346.36
BYU	11	1122	2268	687	3390	4.93	29	308.18
Baylor	11	1259	2941	798	4200	5.26	26	381.82

RUSHING OFFENSE

Team	G	Att	Yards	Avg/A	Long	TD	Avg/G
UCF	11	452	2575	5.7	92	25	234.09
West Virginia	11	498	2562	5.14	47	29	232.91
Cincinnati	11	475	2374	5	68	14	215.82
Kansas	11	426	2224	5.22	75	26	202.18
Kansas St.	11	439	2187	4.98	70	27	198.82
Oklahoma	11	446	1960	4.39	64	26	178.18
Texas	11	416	1958	4.71	67	20	178
Texas Tech	11	409	1880	4.6	58	15	170.91
Oklahoma St.	11	361	1827	5.06	75	22	166.09
TCU	11	377	1678	4.45	74	17	152.55
Houston	11	328	1330	4.05	58	10	120.91
Iowa St.	11	339	1301	3.84	59	13	118.27
Baylor	11	376	1259	3.35	32	12	114.45
BYU	11	323	1122	3.47	55	12	102

RUSHING TDS

Team	G	Att	Yards	Avg/A	Long	TD	Avg/G
West Virginia	11	498	2562	5.14	47	29	232.91
Kansas St.	11	439	2187	4.98	70	27	198.82
Oklahoma	11	446	1960	4.39	64	26	178.18
Kansas	11	426	2224	5.22	75	26	202.18
UCF	11	452	2575	5.7	92	25	234.09
Oklahoma St.	11	361	1827	5.06	75	22	166.09
Texas	11	416	1958	4.71	67	20	178
TCU	11	377	1678	4.45	74	17	152.55
Texas Tech	11	409	1880	4.6	58	15	170.91
Cincinnati	11	475	2374	5	68	14	215.82
Iowa St.	11	339	1301	3.84	59	13	118.27
BYU	11	323	1122	3.47	55	12	102
Baylor	11	376	1259	3.35	32	12	114.45
Houston	11	328	1330	4.05	58	10	120.91



**2023-24 Big 12 Football
Extended Team Leaders
All games**

RUSHING DEFENSE

Team	G	Att	Yards	Avg/A	Long	TD	Avg/G
Texas	11	320	910	2.84	62	6	82.73
Iowa St.	11	370	1370	3.7	71	8	124.55
Kansas St.	11	347	1424	4.1	54	10	129.45
Oklahoma	11	406	1596	3.93	54	11	145.09
West Virginia	11	361	1613	4.47	58	14	146.64
TCU	11	426	1649	3.87	55	16	149.91
Texas Tech	11	405	1710	4.22	60	15	155.45
Kansas	11	406	1774	4.37	72	24	161.27
Houston	11	424	1800	4.25	62	24	163.64
Cincinnati	11	363	1811	4.99	75	19	164.64
Oklahoma St.	11	410	1934	4.72	92	15	175.82
BYU	11	398	1950	4.9	59	13	177.27
Baylor	11	403	1969	4.89	79	25	179
UCF	11	432	2148	4.97	75	24	195.27

PASS EFFICIENCY

Team	G	Comp-Att-Int	Pct.	Yds	Avg/G	TD	Effic
Oklahoma	11	260 - 370 - 5	70.27	3462	314.73	29	172.03
UCF	11	189 - 306 - 10	61.76	2856	259.64	21	156.28
Texas	11	238 - 353 - 7	67.42	3039	276.27	19	153.53
Kansas	11	168 - 266 - 8	63.16	2422	220.18	16	153.48
Kansas St.	11	220 - 347 - 9	63.40	2669	242.64	27	148.50
Iowa St.	11	211 - 329 - 8	64.13	2509	228.09	17	140.38
TCU	11	287 - 445 - 14	64.49	3402	309.27	23	139.48
Houston	11	248 - 387 - 12	64.08	2733	248.45	23	136.81
Cincinnati	11	202 - 329 - 10	61.40	2397	217.91	19	135.58
West Virginia	11	150 - 283 - 7	53.00	2177	197.91	15	130.17
Texas Tech	11	238 - 390 - 14	61.03	2565	233.18	21	126.86
Baylor	11	246 - 422 - 7	58.29	2941	267.36	14	124.47
BYU	11	205 - 364 - 9	56.32	2268	206.18	17	119.12
Oklahoma St.	11	256 - 435 - 11	58.85	2864	260.36	13	118.96

YARDS PER RUSH

Team	G	Att	Yards	Avg/A	Long	TD	Avg/G
UCF	11	452	2575	5.7	92	25	234.09
Kansas	11	426	2224	5.22	75	26	202.18
West Virginia	11	498	2562	5.14	47	29	232.91
Oklahoma St.	11	361	1827	5.06	75	22	166.09
Cincinnati	11	475	2374	5	68	14	215.82
Kansas St.	11	439	2187	4.98	70	27	198.82
Texas	11	416	1958	4.71	67	20	178
Texas Tech	11	409	1880	4.6	58	15	170.91
TCU	11	377	1678	4.45	74	17	152.55
Oklahoma	11	446	1960	4.39	64	26	178.18
Houston	11	328	1330	4.05	58	10	120.91
Iowa St.	11	339	1301	3.84	59	13	118.27
BYU	11	323	1122	3.47	55	12	102
Baylor	11	376	1259	3.35	32	12	114.45

PASS DEFENSE EFFIC.

Team	G	Comp-Att-Int	Pct.	Yds	Avg/G	TD	Effic
Oklahoma	11	213 - 378 - 18	56.35	2562	232.91	12	114.23
Iowa St.	11	202 - 366 - 15	55.19	2324	211.27	16	114.76
Kansas St.	11	225 - 397 - 12	56.68	2532	230.18	13	115.01
UCF	11	190 - 332 - 10	57.23	2305	209.55	10	119.46
Texas Tech	11	226 - 378 - 9	59.79	2492	226.55	14	122.63
Texas	11	237 - 390 - 12	60.77	2793	253.91	16	128.31
TCU	11	215 - 362 - 7	59.39	2644	240.36	13	128.73
BYU	11	219 - 361 - 12	60.66	2559	232.64	21	132.76
West Virginia	11	216 - 370 - 9	58.38	2664	242.18	24	135.40
Cincinnati	11	173 - 311 - 8	55.63	2460	223.64	18	136.03
Kansas	11	213 - 316 - 11	67.41	2415	219.55	11	136.13
Houston	11	240 - 357 - 9	67.23	2811	255.55	20	146.81
Oklahoma St.	11	197 - 329 - 11	59.88	2817	256.09	23	148.18
Baylor	11	197 - 303 - 7	65.02	2568	233.45	20	153.37

RUSH ATTEMPTS

Team	G	Att	Yards	Avg/A	Long	TD	Avg/G
West Virginia	11	498	2562	5.14	47	29	232.91
Cincinnati	11	475	2374	5	68	14	215.82
UCF	11	452	2575	5.7	92	25	234.09
Oklahoma	11	446	1960	4.39	64	26	178.18
Kansas St.	11	439	2187	4.98	70	27	198.82
Kansas	11	426	2224	5.22	75	26	202.18
Texas	11	416	1958	4.71	67	20	178
Texas Tech	11	409	1880	4.6	58	15	170.91
TCU	11	377	1678	4.45	74	17	152.55
Baylor	11	376	1259	3.35	32	12	114.45
Oklahoma St.	11	361	1827	5.06	75	22	166.09
Iowa St.	11	339	1301	3.84	59	13	118.27
Houston	11	328	1330	4.05	58	10	120.91
BYU	11	323	1122	3.47	55	12	102



**2023-24 Big 12 Football
Extended Team Leaders
All games**

RUSH YARDS

Team	G	Att	Yards	Avg/A	Long	TD	Avg/G
UCF	11	452	2575	5.7	92	25	234.09
West Virginia	11	498	2562	5.14	47	29	232.91
Cincinnati	11	475	2374	5	68	14	215.82
Kansas	11	426	2224	5.22	75	26	202.18
Kansas St.	11	439	2187	4.98	70	27	198.82
Oklahoma	11	446	1960	4.39	64	26	178.18
Texas	11	416	1958	4.71	67	20	178
Texas Tech	11	409	1880	4.6	58	15	170.91
Oklahoma St.	11	361	1827	5.06	75	22	166.09
TCU	11	377	1678	4.45	74	17	152.55
Houston	11	328	1330	4.05	58	10	120.91
Iowa St.	11	339	1301	3.84	59	13	118.27
Baylor	11	376	1259	3.35	32	12	114.45
BYU	11	323	1122	3.47	55	12	102



**2023-24 Big 12 Football
Extended Team Leaders
All games**

PASS OFFENSE

Team	G	Comp-Att-Int	Pct.	Yds	Avg/A	TD	Avg/G
Oklahoma	11	260 - 370 - 5	70.27	3462	9.36	29	314.73
TCU	11	287 - 445 - 14	64.49	3402	7.64	23	309.27
Texas	11	238 - 353 - 7	67.42	3039	8.61	19	276.27
Baylor	11	246 - 422 - 7	58.29	2941	6.97	14	267.36
Oklahoma St.	11	256 - 435 - 11	58.85	2864	6.58	13	260.36
UCF	11	189 - 306 - 10	61.76	2856	9.33	21	259.64
Houston	11	248 - 387 - 12	64.08	2733	7.06	23	248.45
Kansas St.	11	220 - 347 - 9	63.40	2669	7.69	27	242.64
Texas Tech	11	238 - 390 - 14	61.03	2565	6.58	21	233.18
Iowa St.	11	211 - 329 - 8	64.13	2509	7.63	17	228.09
Kansas	11	168 - 266 - 8	63.16	2422	9.11	16	220.18
Cincinnati	11	202 - 329 - 10	61.40	2397	7.29	19	217.91
BYU	11	205 - 364 - 9	56.32	2268	6.23	17	206.18
West Virginia	11	150 - 283 - 7	53.00	2177	7.69	15	197.91

PASS COMP. PCT

Team	G	Comp-Att-Int	Pct.	Yds	Avg/A	TD	Avg/G
Oklahoma	11	260 - 370 - 5	70.27	3462	9.36	29	314.73
Texas	11	238 - 353 - 7	67.42	3039	8.61	19	276.27
TCU	11	287 - 445 - 14	64.49	3402	7.64	23	309.27
Iowa St.	11	211 - 329 - 8	64.13	2509	7.63	17	228.09
Houston	11	248 - 387 - 12	64.08	2733	7.06	23	248.45
Kansas St.	11	220 - 347 - 9	63.40	2669	7.69	27	242.64
Kansas	11	168 - 266 - 8	63.16	2422	9.11	16	220.18
UCF	11	189 - 306 - 10	61.76	2856	9.33	21	259.64
Cincinnati	11	202 - 329 - 10	61.40	2397	7.29	19	217.91
Texas Tech	11	238 - 390 - 14	61.03	2565	6.58	21	233.18
Oklahoma St.	11	256 - 435 - 11	58.85	2864	6.58	13	260.36
Baylor	11	246 - 422 - 7	58.29	2941	6.97	14	267.36
BYU	11	205 - 364 - 9	56.32	2268	6.23	17	206.18
West Virginia	11	150 - 283 - 7	53.00	2177	7.69	15	197.91

PASS DEFENSE

Team	G	Comp-Att-Int	Pct.	Yds	Avg/A	TD	Avg/G
UCF	11	190 - 332 - 10	57.23	2305	6.94	10	209.55
Iowa St.	11	202 - 366 - 15	55.19	2324	6.35	16	211.27
Kansas	11	213 - 316 - 11	67.41	2415	7.64	11	219.55
Cincinnati	11	173 - 311 - 8	55.63	2460	7.91	18	223.64
Texas Tech	11	226 - 378 - 9	59.79	2492	6.59	14	226.55
Kansas St.	11	225 - 397 - 12	56.68	2532	6.38	13	230.18
BYU	11	219 - 361 - 12	60.66	2559	7.09	21	232.64
Oklahoma	11	213 - 378 - 18	56.35	2562	6.78	12	232.91
Baylor	11	197 - 303 - 7	65.02	2568	8.48	20	233.45
TCU	11	215 - 362 - 7	59.39	2644	7.30	13	240.36
West Virginia	11	216 - 370 - 9	58.38	2664	7.20	24	242.18
Texas	11	237 - 390 - 12	60.77	2793	7.16	16	253.91
Houston	11	240 - 357 - 9	67.23	2811	7.87	20	255.55
Oklahoma St.	11	197 - 329 - 11	59.88	2817	8.56	23	256.09

PASS YDS/COMP.

Team	G	Comp-Att-Int	Pct.	Yds	Avg/A	TD	Avg/G
Oklahoma	11	260 - 370 - 5	70.27	3462	9.36	29	314.73
UCF	11	189 - 306 - 10	61.76	2856	9.33	21	259.64
Texas	11	238 - 353 - 7	67.42	3039	8.61	19	276.27
Kansas	11	168 - 266 - 8	63.16	2422	9.11	16	220.18
Kansas St.	11	220 - 347 - 9	63.40	2669	7.69	27	242.64
Iowa St.	11	211 - 329 - 8	64.13	2509	7.63	17	228.09
TCU	11	287 - 445 - 14	64.49	3402	7.64	23	309.27
Houston	11	248 - 387 - 12	64.08	2733	7.06	23	248.45
Cincinnati	11	202 - 329 - 10	61.40	2397	7.29	19	217.91
West Virginia	11	150 - 283 - 7	53.00	2177	7.69	15	197.91
Texas Tech	11	238 - 390 - 14	61.03	2565	6.58	21	233.18
Baylor	11	246 - 422 - 7	58.29	2941	6.97	14	267.36
BYU	11	205 - 364 - 9	56.32	2268	6.23	17	206.18
Oklahoma St.	11	256 - 435 - 11	58.85	2864	6.58	13	260.36

PASS ATTEMPTS

Team	G	Comp-Att-Int	Pct.	Yds	Avg/A	TD	Avg/G
TCU	11	287 - 445 - 14	64.49	3402	7.64	23	309.27
Oklahoma St.	11	256 - 435 - 11	58.85	2864	6.58	13	260.36
Baylor	11	246 - 422 - 7	58.29	2941	6.97	14	267.36
Texas Tech	11	238 - 390 - 14	61.03	2565	6.58	21	233.18
Houston	11	248 - 387 - 12	64.08	2733	7.06	23	248.45
Oklahoma	11	260 - 370 - 5	70.27	3462	9.36	29	314.73
BYU	11	205 - 364 - 9	56.32	2268	6.23	17	206.18
Texas	11	238 - 353 - 7	67.42	3039	8.61	19	276.27
Kansas St.	11	220 - 347 - 9	63.40	2669	7.69	27	242.64
Iowa St.	11	211 - 329 - 8	64.13	2509	7.63	17	228.09
Cincinnati	11	202 - 329 - 10	61.40	2397	7.29	19	217.91
UCF	11	189 - 306 - 10	61.76	2856	9.33	21	259.64
West Virginia	11	150 - 283 - 7	53.00	2177	7.69	15	197.91
Kansas	11	168 - 266 - 8	63.16	2422	9.11	16	220.18

PASS YDS/ATT.

Team	G	Comp-Att-Int	Pct.	Yds	Avg/A	TD	Avg/G
UCF	11	189 - 306 - 10	61.76	2856	9.33	21	259.64
Oklahoma	11	260 - 370 - 5	70.27	3462	9.36	29	314.73
Kansas	11	168 - 266 - 8	63.16	2422	9.11	16	220.18
Texas	11	238 - 353 - 7	67.42	3039	8.61	19	276.27
Kansas St.	11	220 - 347 - 9	63.40	2669	7.69	27	242.64
TCU	11	287 - 445 - 14	64.49	3402	7.64	23	309.27
Iowa St.	11	211 - 329 - 8	64.13	2509	7.63	17	228.09
West Virginia	11	150 - 283 - 7	53.00	2177	7.69	15	197.91
Cincinnati	11	202 - 329 - 10	61.40	2397	7.29	19	217.91
Houston	11	248 - 387 - 12	64.08	2733	7.06	23	248.45
Baylor	11	246 - 422 - 7	58.29	2941	6.97	14	267.36
Texas Tech	11	238 - 390 - 14	61.03	2565	6.58	21	233.18
Oklahoma St.	11	256 - 435 - 11	58.85	2864	6.58	13	260.36
BYU	11	205 - 364 - 9	56.32	2268	6.23	17	206.18



**2023-24 Big 12 Football
Extended Team Leaders
All games**

PASS COMPLETIONS

Team	G	Comp-Att-Int	Pct.	Yds	Avg/A	TD	Avg/G
TCU	11	287 - 445 - 14	64.49	3402	7.64	23	309.27
Oklahoma	11	260 - 370 - 5	70.27	3462	9.36	29	314.73
Oklahoma St.	11	256 - 435 - 11	58.85	2864	6.58	13	260.36
Houston	11	248 - 387 - 12	64.08	2733	7.06	23	248.45
Baylor	11	246 - 422 - 7	58.29	2941	6.97	14	267.36
Texas Tech	11	238 - 390 - 14	61.03	2565	6.58	21	233.18
Texas	11	238 - 353 - 7	67.42	3039	8.61	19	276.27
Kansas St.	11	220 - 347 - 9	63.40	2669	7.69	27	242.64
Iowa St.	11	211 - 329 - 8	64.13	2509	7.63	17	228.09
BYU	11	205 - 364 - 9	56.32	2268	6.23	17	206.18
Cincinnati	11	202 - 329 - 10	61.40	2397	7.29	19	217.91
UCF	11	189 - 306 - 10	61.76	2856	9.33	21	259.64
Kansas	11	168 - 266 - 8	63.16	2422	9.11	16	220.18
West Virginia	11	150 - 283 - 7	53.00	2177	7.69	15	197.91

PASS INTERCEPTIONS

Team	G	Comp-Att-Int	Pct.	Yds	Avg/A	TD	Avg/G
Oklahoma	11	260 - 370 - 5	70.27	3462	9.36	29	314.73
West Virginia	11	150 - 283 - 7	53.00	2177	7.69	15	197.91
Texas	11	238 - 353 - 7	67.42	3039	8.61	19	276.27
Baylor	11	246 - 422 - 7	58.29	2941	6.97	14	267.36
Kansas	11	168 - 266 - 8	63.16	2422	9.11	16	220.18
Iowa St.	11	211 - 329 - 8	64.13	2509	7.63	17	228.09
Kansas St.	11	220 - 347 - 9	63.40	2669	7.69	27	242.64
BYU	11	205 - 364 - 9	56.32	2268	6.23	17	206.18
UCF	11	189 - 306 - 10	61.76	2856	9.33	21	259.64
Cincinnati	11	202 - 329 - 10	61.40	2397	7.29	19	217.91
Oklahoma St.	11	256 - 435 - 11	58.85	2864	6.58	13	260.36
Houston	11	248 - 387 - 12	64.08	2733	7.06	23	248.45
Texas Tech	11	238 - 390 - 14	61.03	2565	6.58	21	233.18
TCU	11	287 - 445 - 14	64.49	3402	7.64	23	309.27

PASS YARDS

Team	G	Comp-Att-Int	Pct.	Yds	Avg/A	TD	Avg/G
Oklahoma	11	260 - 370 - 5	70.27	3462	9.36	29	314.73
TCU	11	287 - 445 - 14	64.49	3402	7.64	23	309.27
Texas	11	238 - 353 - 7	67.42	3039	8.61	19	276.27
Baylor	11	246 - 422 - 7	58.29	2941	6.97	14	267.36
Oklahoma St.	11	256 - 435 - 11	58.85	2864	6.58	13	260.36
UCF	11	189 - 306 - 10	61.76	2856	9.33	21	259.64
Houston	11	248 - 387 - 12	64.08	2733	7.06	23	248.45
Kansas St.	11	220 - 347 - 9	63.40	2669	7.69	27	242.64
Texas Tech	11	238 - 390 - 14	61.03	2565	6.58	21	233.18
Iowa St.	11	211 - 329 - 8	64.13	2509	7.63	17	228.09
Kansas	11	168 - 266 - 8	63.16	2422	9.11	16	220.18
Cincinnati	11	202 - 329 - 10	61.40	2397	7.29	19	217.91
BYU	11	205 - 364 - 9	56.32	2268	6.23	17	206.18
West Virginia	11	150 - 283 - 7	53.00	2177	7.69	15	197.91

PASSING TDS

Team	G	Comp-Att-Int	Pct.	Yds	Avg/A	TD	Avg/G
Oklahoma	11	260 - 370 - 5	70.27	3462	9.36	29	314.73
Kansas St.	11	220 - 347 - 9	63.40	2669	7.69	27	242.64
TCU	11	287 - 445 - 14	64.49	3402	7.64	23	309.27
Houston	11	248 - 387 - 12	64.08	2733	7.06	23	248.45
UCF	11	189 - 306 - 10	61.76	2856	9.33	21	259.64
Texas Tech	11	238 - 390 - 14	61.03	2565	6.58	21	233.18
Texas	11	238 - 353 - 7	67.42	3039	8.61	19	276.27
Cincinnati	11	202 - 329 - 10	61.40	2397	7.29	19	217.91
Iowa St.	11	211 - 329 - 8	64.13	2509	7.63	17	228.09
BYU	11	205 - 364 - 9	56.32	2268	6.23	17	206.18
Kansas	11	168 - 266 - 8	63.16	2422	9.11	16	220.18
West Virginia	11	150 - 283 - 7	53.00	2177	7.69	15	197.91
Baylor	11	246 - 422 - 7	58.29	2941	6.97	14	267.36
Oklahoma St.	11	256 - 435 - 11	58.85	2864	6.58	13	260.36

FIELD GOALS

Team	G	Made	Att	Pct
Cincinnati	11	14	17	82.35
Texas	11	23	28	82.14
West Virginia	11	12	15	80
Oklahoma St.	11	24	30	80
Iowa St.	11	19	24	79.17
Baylor	11	17	22	77.27
Kansas St.	11	9	12	75
BYU	11	9	12	75
Texas Tech	11	14	19	73.68
Kansas	11	11	15	73.33
UCF	11	12	17	70.59
Oklahoma	11	12	18	66.67
TCU	11	13	20	65
Houston	11	6	12	50

PATS KICKS MADE

Team	G	Made	Att	Pct
Oklahoma	11	57	57	100
Kansas St.	11	50	52	96.15
UCF	11	43	44	97.73
West Virginia	11	41	41	100
TCU	11	40	41	97.56
Texas	11	39	39	100
Kansas	11	39	41	95.12
Texas Tech	11	35	35	100
Oklahoma St.	11	34	35	97.14
Houston	11	33	33	100
Cincinnati	11	29	29	100
Iowa St.	11	28	30	93.33
BYU	11	28	29	96.55
Baylor	11	17	19	89.47



FIELD GOALS ATTEMPTED

Team	G	Made	Att	Pct
Oklahoma St.	11	24	30	80
Texas	11	23	28	82.14
Iowa St.	11	19	24	79.17
Baylor	11	17	22	77.27
TCU	11	13	20	65
Texas Tech	11	14	19	73.68
Oklahoma	11	12	18	66.67
UCF	11	12	17	70.59
Cincinnati	11	14	17	82.35
West Virginia	11	12	15	80
Kansas	11	11	15	73.33
Kansas St.	11	9	12	75
Houston	11	6	12	50
BYU	11	9	12	75

NET YARDS PER PUNT

Team	G	No.	Yards	Avg/P	Ret.	Avg/R	TB	Net/P
Texas Tech	11	42	1996	47.52	36	4.50	6	43.81
BYU	11	60	2923	48.72	343	13.72	4	41.67
Cincinnati	11	41	1780	43.41	72	4.50	0	41.66
Texas	11	33	1468	44.48	68	5.67	2	41.21
West Virginia	11	38	1574	41.42	0	0.00	1	40.89
Kansas	11	28	1126	40.21	-6	-3.00	0	40.43
Houston	11	47	1962	41.74	38	3.80	2	40.09
Oklahoma St.	11	53	2217	41.83	40	2.86	3	39.94
Iowa St.	11	55	2417	43.95	119	6.61	7	39.24
Oklahoma	11	38	1568	41.26	75	4.69	2	38.24
Kansas St.	11	41	1738	42.39	171	21.38	1	37.73
TCU	11	33	1342	40.67	77	9.63	1	37.73
Baylor	11	32	1378	43.06	171	14.25	1	37.09
UCF	11	32	1318	41.19	151	13.73	1	35.84

FIELD GOALS MADE

Team	G	Made	Att	Pct
Oklahoma St.	11	24	30	80
Texas	11	23	28	82.14
Iowa St.	11	19	24	79.17
Baylor	11	17	22	77.27
Texas Tech	11	14	19	73.68
Cincinnati	11	14	17	82.35
TCU	11	13	20	65
West Virginia	11	12	15	80
UCF	11	12	17	70.59
Oklahoma	11	12	18	66.67
Kansas	11	11	15	73.33
Kansas St.	11	9	12	75
BYU	11	9	12	75
Houston	11	6	12	50

AVG YARDS PER PUNT

Team	G	No.	Yards	Avg/P	Ret.	Avg/R	TB	Net/P
BYU	11	60	2923	48.72	343	13.72	4	41.67
Iowa St.	11	55	2417	43.95	119	6.61	7	39.24
Oklahoma St.	11	53	2217	41.83	40	2.86	3	39.94
Houston	11	47	1962	41.74	38	3.80	2	40.09
Texas Tech	11	42	1996	47.52	36	4.50	6	43.81
Kansas St.	11	41	1738	42.39	171	21.38	1	37.73
Cincinnati	11	41	1780	43.41	72	4.50	0	41.66
West Virginia	11	38	1574	41.42	0	0.00	1	40.89
Oklahoma	11	38	1568	41.26	75	4.69	2	38.24
Texas	11	33	1468	44.48	68	5.67	2	41.21
TCU	11	33	1342	40.67	77	9.63	1	37.73
UCF	11	32	1318	41.19	151	13.73	1	35.84
Baylor	11	32	1378	43.06	171	14.25	1	37.09
Kansas	11	28	1126	40.21	-6	-3.00	0	40.43

PAT KICKING

Team	G	Made	Att	Pct
West Virginia	11	41	41	100
Texas Tech	11	35	35	100
Texas	11	39	39	100
Oklahoma	11	57	57	100
Houston	11	33	33	100
Cincinnati	11	29	29	100
UCF	11	43	44	97.73
TCU	11	40	41	97.56
Oklahoma St.	11	34	35	97.14
BYU	11	28	29	96.55
Kansas St.	11	50	52	96.15
Kansas	11	39	41	95.12
Iowa St.	11	28	30	93.33
Baylor	11	17	19	89.47

NUMBER OF PUNTS

Team	G	No.	Yards	Avg/P	Ret.	Avg/R	TB	Net/P
BYU	11	60	2923	48.72	343	13.72	4	41.67
Iowa St.	11	55	2417	43.95	119	6.61	7	39.24
Oklahoma St.	11	53	2217	41.83	40	2.86	3	39.94
Houston	11	47	1962	41.74	38	3.80	2	40.09
Texas Tech	11	42	1996	47.52	36	4.50	6	43.81
Kansas St.	11	41	1738	42.39	171	21.38	1	37.73
Cincinnati	11	41	1780	43.41	72	4.50	0	41.66
West Virginia	11	38	1574	41.42	0	0.00	1	40.89
Oklahoma	11	38	1568	41.26	75	4.69	2	38.24
Texas	11	33	1468	44.48	68	5.67	2	41.21
TCU	11	33	1342	40.67	77	9.63	1	37.73
UCF	11	32	1318	41.19	151	13.73	1	35.84
Baylor	11	32	1378	43.06	171	14.25	1	37.09
Kansas	11	28	1126	40.21	-6	-3.00	0	40.43



**2023-24 Big 12 Football
Extended Team Leaders
All games**

PAT KICK ATTEMPTS

Team	G	Made	Att	Pct
Oklahoma	11	57	57	100
Kansas St.	11	50	52	96.15
UCF	11	43	44	97.73
West Virginia	11	41	41	100
TCU	11	40	41	97.56
Kansas	11	39	41	95.12
Texas	11	39	39	100
Texas Tech	11	35	35	100
Oklahoma St.	11	34	35	97.14
Houston	11	33	33	100
Iowa St.	11	28	30	93.33
Cincinnati	11	29	29	100
BYU	11	28	29	96.55
Baylor	11	17	19	89.47

YARDS PUNTED

Team	G	No.	Yards	Avg/P	Ret.	Avg/R	TB	Net/P
BYU	11	60	2923	48.72	343	13.72	4	41.67
Iowa St.	11	55	2417	43.95	119	6.61	7	39.24
Oklahoma St.	11	53	2217	41.83	40	2.86	3	39.94
Texas Tech	11	42	1996	47.52	36	4.50	6	43.81
Houston	11	47	1962	41.74	38	3.80	2	40.09
Cincinnati	11	41	1780	43.41	72	4.50	0	41.66
Kansas St.	11	41	1738	42.39	171	21.38	1	37.73
West Virginia	11	38	1574	41.42	0	0.00	1	40.89
Oklahoma	11	38	1568	41.26	75	4.69	2	38.24
Texas	11	33	1468	44.48	68	5.67	2	41.21
Baylor	11	32	1378	43.06	171	14.25	1	37.09
TCU	11	33	1342	40.67	77	9.63	1	37.73
UCF	11	32	1318	41.19	151	13.73	1	35.84
Kansas	11	28	1126	40.21	-6	-3.00	0	40.43

PUNT RETURN AVG

Team	G	No	Yards	TD	Long	Avg.
Kansas	11	5	108	1	82	21.6
Texas Tech	11	10	210	1	43	21
Texas	11	19	320	2	74	16.84
Baylor	11	13	201	0	70	15.46
TCU	11	12	146	1	30	12.17
UCF	11	15	137	0	29	9.13
Iowa St.	11	15	127	0	39	8.47
Oklahoma	11	18	137	1	82	7.61
West Virginia	11	19	143	0	20	7.53
Houston	11	15	100	0	48	6.67
Kansas St.	11	14	65	0	29	4.64
BYU	11	21	94	0	31	4.48
Cincinnati	11	15	52	0	12	3.47
Oklahoma St.	11	10	33	0	14	3.3

KICK RETURNS

Team	G	No.	Yards	TD	Long	Avg.
Baylor	11	35	717	0	36	20.49
Houston	11	29	625	2	100	21.55
BYU	11	29	593	0	46	20.45
TCU	11	28	610	0	86	21.79
Texas Tech	11	22	565	1	100	25.68
Oklahoma St.	11	22	494	0	40	22.45
Kansas	11	22	459	0	43	20.86
Texas	11	20	360	0	45	18.00
Oklahoma	11	20	420	0	62	21.00
West Virginia	11	15	293	0	33	19.53
Kansas St.	11	15	283	0	38	18.87
Cincinnati	11	15	249	0	37	16.60
UCF	11	13	271	0	51	20.85
Iowa St.	11	9	269	0	72	29.89

PUNT RETURNS

Team	G	No	Yards	TD	Long	Avg.
BYU	11	21	94	0	31	4.48
West Virginia	11	19	143	0	20	7.53
Texas	11	19	320	2	74	16.84
Oklahoma	11	18	137	1	82	7.61
UCF	11	15	137	0	29	9.13
Iowa St.	11	15	127	0	39	8.47
Houston	11	15	100	0	48	6.67
Cincinnati	11	15	52	0	12	3.47
Kansas St.	11	14	65	0	29	4.64
Baylor	11	13	201	0	70	15.46
TCU	11	12	146	1	30	12.17
Texas Tech	11	10	210	1	43	21
Oklahoma St.	11	10	33	0	14	3.3
Kansas	11	5	108	1	82	21.6

KICK RETURN YARDS

Team	G	No.	Yards	TD	Long	Avg.
Baylor	11	35	717	0	36	20.49
Houston	11	29	625	2	100	21.55
TCU	11	28	610	0	86	21.79
BYU	11	29	593	0	46	20.45
Texas Tech	11	22	565	1	100	25.68
Oklahoma St.	11	22	494	0	40	22.45
Kansas	11	22	459	0	43	20.86
Oklahoma	11	20	420	0	62	21.00
Texas	11	20	360	0	45	18.00
West Virginia	11	15	293	0	33	19.53
Kansas St.	11	15	283	0	38	18.87
UCF	11	13	271	0	51	20.85
Iowa St.	11	9	269	0	72	29.89
Cincinnati	11	15	249	0	37	16.60



**2023-24 Big 12 Football
Extended Team Leaders
All games**

PUNT RETURN YARDS

Team	G	No	Yards	TD	Long	Avg.
Texas	11	19	320	2	74	16.84
Texas Tech	11	10	210	1	43	21
Baylor	11	13	201	0	70	15.46
TCU	11	12	146	1	30	12.17
West Virginia	11	19	143	0	20	7.53
UCF	11	15	137	0	29	9.13
Oklahoma	11	18	137	1	82	7.61
Iowa St.	11	15	127	0	39	8.47
Kansas	11	5	108	1	82	21.6
Houston	11	15	100	0	48	6.67
BYU	11	21	94	0	31	4.48
Kansas St.	11	14	65	0	29	4.64
Cincinnati	11	15	52	0	12	3.47
Oklahoma St.	11	10	33	0	14	3.3

KICK RETURN TDS

Team	G	No.	Yards	TD	Long	Avg.
Houston	11	29	625	2	100	21.55
Texas Tech	11	22	565	1	100	25.68
West Virginia	11	15	293	0	33	19.53
UCF	11	13	271	0	51	20.85
Texas	11	20	360	0	45	18.00
TCU	11	28	610	0	86	21.79
Oklahoma St.	11	22	494	0	40	22.45
Oklahoma	11	20	420	0	62	21.00
Kansas St.	11	15	283	0	38	18.87
Kansas	11	22	459	0	43	20.86
Iowa St.	11	9	269	0	72	29.89
Cincinnati	11	15	249	0	37	16.60
BYU	11	29	593	0	46	20.45
Baylor	11	35	717	0	36	20.49

PUNT RETURN TDS

Team	G	No	Yards	TD	Long	Avg.
Texas	11	19	320	2	74	16.84
Texas Tech	11	10	210	1	43	21
TCU	11	12	146	1	30	12.17
Oklahoma	11	18	137	1	82	7.61
Kansas	11	5	108	1	82	21.6
West Virginia	11	19	143	0	20	7.53
UCF	11	15	137	0	29	9.13
Oklahoma St.	11	10	33	0	14	3.3
Kansas St.	11	14	65	0	29	4.64
Iowa St.	11	15	127	0	39	8.47
Houston	11	15	100	0	48	6.67
Cincinnati	11	15	52	0	12	3.47
BYU	11	21	94	0	31	4.48
Baylor	11	13	201	0	70	15.46

KICKOFF RETURNS

Team	G	No	Yards	TD	Long	Avg.
Texas Tech	11	62	2582	1	100	41.65
Texas	11	73	3009	0	45	41.22
Oklahoma St.	11	69	2828	0	40	40.99
Baylor	11	53	2159	0	36	40.74
Oklahoma	11	79	3178	0	62	40.23
Iowa St.	11	60	2400	0	72	40
BYU	11	50	2000	0	46	40
West Virginia	11	64	2536	0	33	39.63
Kansas St.	11	75	2936	0	38	39.15
Kansas	11	69	2699	0	43	39.12
Cincinnati	11	57	2185	0	37	38.33
TCU	11	65	2484	0	86	38.22
Houston	11	47	1796	2	100	38.21
UCF	11	67	2537	0	51	37.87



**2023-24 Big 12 Football
Extended Team Leaders
All games**

INTERCEPTION RETURN AVG

Team	G	No.	Yards	TD	Long	Avg.
TCU	11	7	129	1	53	18.43
Oklahoma	11	18	299	3	100	16.61
BYU	11	12	195	1	42	16.25
West Virginia	11	9	146	0	40	16.22
Houston	11	9	144	1	57	16.00
Oklahoma St.	11	11	166	1	35	15.09
Kansas	11	11	162	3	50	14.73
Texas	11	12	167	1	45	13.92
UCF	11	10	135	0	42	13.50
Cincinnati	11	8	100	0	33	12.50
Texas Tech	11	9	109	1	54	12.11
Kansas St.	11	12	133	1	45	11.08
Iowa St.	11	15	150	1	58	10.00
Baylor	11	7	14	0	6	2.00

FUMBLE RETURNS

Team	G	No.	Yards	TD	Long	Avg.
West Virginia	11	4	0	0	0	0.00
UCF	11	4	87	1	87	21.75
Texas Tech	11	3	0	0	0	0.00
Texas	11	6	0	0	0	0.00
TCU	11	3	14	0	9	4.67
Oklahoma St.	11	7	25	0	25	3.57
Oklahoma	11	6	0	0	0	0.00
Kansas St.	11	8	15	1	15	1.88
Kansas	11	4	28	1	22	7.00
Iowa St.	11	3	6	0	6	2.00
Houston	11	5	0	0	0	0.00
Cincinnati	11	5	0	0	0	0.00
BYU	11	6	0	1	0	0.00
Baylor	11	9	97	2	72	10.78

INTERCEPTION RETURNS

Team	G	No.	Yards	TD	Long	Avg.
Oklahoma	11	18	299	3	100	16.61
Iowa St.	11	15	150	1	58	10.00
Texas	11	12	167	1	45	13.92
Kansas St.	11	12	133	1	45	11.08
BYU	11	12	195	1	42	16.25
Oklahoma St.	11	11	166	1	35	15.09
Kansas	11	11	162	3	50	14.73
UCF	11	10	135	0	42	13.50
West Virginia	11	9	146	0	40	16.22
Texas Tech	11	9	109	1	54	12.11
Houston	11	9	144	1	57	16.00
Cincinnati	11	8	100	0	33	12.50
TCU	11	7	129	1	53	18.43
Baylor	11	7	14	0	6	2.00

FUMBLE RETURN YARDS

Team	G	No.	Yards	TD	Long	Avg.
Baylor	11	9	97	2	72	10.78
UCF	11	4	87	1	87	21.75
Kansas	11	4	28	1	22	7.00
Oklahoma St.	11	7	25	0	25	3.57
Kansas St.	11	8	15	1	15	1.88
TCU	11	3	14	0	9	4.67
Iowa St.	11	3	6	0	6	2.00
West Virginia	11	4	0	0	0	0.00
Texas Tech	11	3	0	0	0	0.00
Texas	11	6	0	0	0	0.00
Oklahoma	11	6	0	0	0	0.00
Houston	11	5	0	0	0	0.00
Cincinnati	11	5	0	0	0	0.00
BYU	11	6	0	1	0	0.00

INTERCEPTION RET YARDS

Team	G	No.	Yards	TD	Long	Avg.
Oklahoma	11	18	299	3	100	16.61
BYU	11	12	195	1	42	16.25
Texas	11	12	167	1	45	13.92
Oklahoma St.	11	11	166	1	35	15.09
Kansas	11	11	162	3	50	14.73
Iowa St.	11	15	150	1	58	10.00
West Virginia	11	9	146	0	40	16.22
Houston	11	9	144	1	57	16.00
UCF	11	10	135	0	42	13.50
Kansas St.	11	12	133	1	45	11.08
TCU	11	7	129	1	53	18.43
Texas Tech	11	9	109	1	54	12.11
Cincinnati	11	8	100	0	33	12.50
Baylor	11	7	14	0	6	2.00

FUMBLE RETURN TDS

Team	G	No.	Yards	TD	Long	Avg.
Baylor	11	9	97	2	72	10.78
UCF	11	4	87	1	87	21.75
Kansas St.	11	8	15	1	15	1.88
Kansas	11	4	28	1	22	7.00
BYU	11	6	0	1	0	0.00
West Virginia	11	4	0	0	0	0.00
Texas Tech	11	3	0	0	0	0.00
Texas	11	6	0	0	0	0.00
TCU	11	3	14	0	9	4.67
Oklahoma St.	11	7	25	0	25	3.57
Oklahoma	11	6	0	0	0	0.00
Iowa St.	11	3	6	0	6	2.00
Houston	11	5	0	0	0	0.00
Cincinnati	11	5	0	0	0	0.00



**2023-24 Big 12 Football
Extended Team Leaders
All games**

INTERCEPTION RETURN TDS

Team	G	No.	Yards	TD	Long	Avg.
Oklahoma	11	18	299	3	100	16.61
Kansas	11	11	162	3	50	14.73
Texas Tech	11	9	109	1	54	12.11
Texas	11	12	167	1	45	13.92
TCU	11	7	129	1	53	18.43
Oklahoma St.	11	11	166	1	35	15.09
Kansas St.	11	12	133	1	45	11.08
Iowa St.	11	15	150	1	58	10.00
Houston	11	9	144	1	57	16.00
BYU	11	12	195	1	42	16.25
West Virginia	11	9	146	0	40	16.22
UCF	11	10	135	0	42	13.50
Cincinnati	11	8	100	0	33	12.50
Baylor	11	7	14	0	6	2.00

FUMBLE RECOVERED

Team	G	No.	Yards	TD	Long	Avg.
Baylor	11	9	97	2	72	10.78
Kansas St.	11	8	15	1	15	1.88
Oklahoma St.	11	7	25	0	25	3.57
Texas	11	6	0	0	0	0.00
Oklahoma	11	6	0	0	0	0.00
BYU	11	6	0	1	0	0.00
Houston	11	5	0	0	0	0.00
Cincinnati	11	5	0	0	0	0.00
West Virginia	11	4	0	0	0	0.00
UCF	11	4	87	1	87	21.75
Kansas	11	4	28	1	22	7.00
Texas Tech	11	3	0	0	0	0.00
TCU	11	3	14	0	9	4.67
Iowa St.	11	3	6	0	6	2.00

FUMBLE RETURN AVG

Team	G	No.	Yards	TD	Long	Avg.
UCF	11	4	87	1	87	21.75
Baylor	11	9	97	2	72	10.78
Kansas	11	4	28	1	22	7.00
TCU	11	3	14	0	9	4.67
Oklahoma St.	11	7	25	0	25	3.57
Iowa St.	11	3	6	0	6	2.00
Kansas St.	11	8	15	1	15	1.88
West Virginia	11	4	0	0	0	0.00
Texas Tech	11	3	0	0	0	0.00
Texas	11	6	0	0	0	0.00
Oklahoma	11	6	0	0	0	0.00
Houston	11	5	0	0	0	0.00
Cincinnati	11	5	0	0	0	0.00
BYU	11	6	0	1	0	0.00

TURNOVER MARGIN

Team	G	Lost			Gained			Margin	Per/G
		Fum	Int	Tot	Fum	Int	Tot		
Oklahoma	11	7	5	12	6	18	24	12	1.09
Kansas St.	11	2	9	11	8	12	20	9	0.82
Iowa St.	11	1	8	9	3	15	18	9	0.82
Texas	11	7	7	14	6	12	18	4	0.36
Oklahoma St.	11	4	11	15	7	11	18	3	0.27
Kansas	11	6	8	14	4	11	15	1	0.09
BYU	11	8	9	17	6	12	18	1	0.09
Baylor	11	8	7	15	9	7	16	1	0.09
West Virginia	11	6	7	13	4	9	13	0	0.00
Houston	11	2	12	14	5	9	14	0	0.00
UCF	11	6	10	16	4	10	14	-2	-0.18
Cincinnati	11	6	10	16	5	8	13	-3	-0.27
Texas Tech	11	4	14	18	3	9	12	-6	-0.55
TCU	11	4	14	18	3	7	10	-8	-0.73

FIRST DOWNS

Team	G	Rush	Pass	Pen	Total	Avg/G
Oklahoma	11	109	148	22	279	25.36
TCU	11	102	163	11	276	25.09
UCF	11	128	111	19	258	23.45
Kansas St.	11	117	123	16	256	23.27
West Virginia	11	141	85	25	251	22.82
Texas Tech	11	112	118	18	248	22.55
Cincinnati	11	122	113	11	246	22.36
Texas	11	94	134	12	240	21.82
Kansas	11	104	110	20	234	21.27
Oklahoma St.	11	79	141	13	233	21.18
Baylor	11	80	130	11	221	20.09
Houston	11	77	120	16	213	19.36
BYU	11	64	106	17	187	17
Iowa St.	11	62	109	12	183	16.64

3RD-DOWN CONVERSIONS

Team	G	Conv.	Att.	Pct.
UCF	11	70	139	50.36
Kansas St.	11	75	151	49.67
Oklahoma	11	72	148	48.65
Kansas	11	61	126	48.41
TCU	11	75	160	46.88
Cincinnati	11	68	161	42.24
West Virginia	11	62	151	41.06
Texas Tech	11	65	163	39.88
Houston	11	56	146	38.36
Oklahoma St.	11	62	163	38.04
Iowa St.	11	58	154	37.66
Texas	11	54	147	36.73
Baylor	11	60	165	36.36
BYU	11	40	143	27.97



**2023-24 Big 12 Football
Extended Team Leaders
All games**

1ST DOWNS RUSHING

Team	G	Rush	Pass	Pen	Total	Avg/G
West Virginia	11	141	85	25	251	22.82
UCF	11	128	111	19	258	23.45
Cincinnati	11	122	113	11	246	22.36
Kansas St.	11	117	123	16	256	23.27
Texas Tech	11	112	118	18	248	22.55
Oklahoma	11	109	148	22	279	25.36
Kansas	11	104	110	20	234	21.27
TCU	11	102	163	11	276	25.09
Texas	11	94	134	12	240	21.82
Baylor	11	80	130	11	221	20.09
Oklahoma St.	11	79	141	13	233	21.18
Houston	11	77	120	16	213	19.36
BYU	11	64	106	17	187	17
Iowa St.	11	62	109	12	183	16.64

OPT 3RD-DN CONVERT

Team	G	Conv.	Att.	Pct.
Texas	11	38	143	26.57
Kansas St.	11	44	157	28.03
Oklahoma	11	48	164	29.27
Iowa St.	11	51	154	33.12
TCU	11	63	166	37.95
West Virginia	11	56	144	38.89
Cincinnati	11	56	141	39.72
Oklahoma St.	11	63	154	40.91
UCF	11	62	149	41.61
Kansas	11	60	141	42.55
Texas Tech	11	72	166	43.37
Baylor	11	64	142	45.07
BYU	11	71	156	45.51
Houston	11	72	148	48.65

1ST DOWNS PASSING

Team	G	Rush	Pass	Pen	Total	Avg/G
TCU	11	102	163	11	276	25.09
Oklahoma	11	109	148	22	279	25.36
Oklahoma St.	11	79	141	13	233	21.18
Texas	11	94	134	12	240	21.82
Baylor	11	80	130	11	221	20.09
Kansas St.	11	117	123	16	256	23.27
Houston	11	77	120	16	213	19.36
Texas Tech	11	112	118	18	248	22.55
Cincinnati	11	122	113	11	246	22.36
UCF	11	128	111	19	258	23.45
Kansas	11	104	110	20	234	21.27
Iowa St.	11	62	109	12	183	16.64
BYU	11	64	106	17	187	17
West Virginia	11	141	85	25	251	22.82

4TH-DOWN CONVERSIONS

Team	G	Conv.	Att.	Pct.
Oklahoma	11	11	16	68.75
Iowa St.	11	10	15	66.67
Texas Tech	11	22	34	64.71
Texas	11	16	26	61.54
UCF	11	10	17	58.82
West Virginia	11	18	33	54.55
TCU	11	15	29	51.72
Oklahoma St.	11	8	16	50
BYU	11	12	25	48
Kansas St.	11	7	16	43.75
Baylor	11	20	46	43.48
Cincinnati	11	12	29	41.38
Kansas	11	5	16	31.25
Houston	11	4	22	18.18

1ST DOWNS BY PENALTY

Team	G	Rush	Pass	Pen	Total	Avg/G
West Virginia	11	141	85	25	251	22.82
Oklahoma	11	109	148	22	279	25.36
Kansas	11	104	110	20	234	21.27
UCF	11	128	111	19	258	23.45
Texas Tech	11	112	118	18	248	22.55
BYU	11	64	106	17	187	17
Kansas St.	11	117	123	16	256	23.27
Houston	11	77	120	16	213	19.36
Oklahoma St.	11	79	141	13	233	21.18
Texas	11	94	134	12	240	21.82
Iowa St.	11	62	109	12	183	16.64
TCU	11	102	163	11	276	25.09
Cincinnati	11	122	113	11	246	22.36
Baylor	11	80	130	11	221	20.09

OPP 4TH-DN CONVERT

Team	G	Conv.	Att.	Pct.
Oklahoma St.	11	3	22	13.64
TCU	11	10	29	34.48
BYU	11	7	20	35
Kansas St.	11	16	35	45.71
Texas	11	11	24	45.83
Texas Tech	11	10	21	47.62
West Virginia	11	11	22	50
Baylor	11	11	21	52.38
Oklahoma	11	17	31	54.84
UCF	11	10	18	55.56
Iowa St.	11	15	27	55.56
Kansas	11	9	16	56.25
Houston	11	12	19	63.16
Cincinnati	11	11	16	68.75



**2023-24 Big 12 Football
Extended Team Leaders
All games**

OPPONENT 1ST DOWNS

Team	G	Rush	Pass	Pen	Total	Avg/G
Texas	11	57	124	15	196	17.82
Kansas St.	11	69	113	16	198	18
Iowa St.	11	80	106	20	206	18.73
Oklahoma St.	11	97	105	11	213	19.36
Cincinnati	11	98	95	22	215	19.55
Oklahoma	11	85	112	21	218	19.82
Baylor	11	93	119	6	218	19.82
West Virginia	11	92	118	11	221	20.09
TCU	11	91	110	22	223	20.27
Kansas	11	88	117	18	223	20.27
Texas Tech	11	91	114	21	226	20.55
BYU	11	99	120	13	232	21.09
UCF	11	115	114	16	245	22.27
Houston	11	107	133	11	251	22.82



**2023-24 Big 12 Football
Extended Team Leaders
All games**

SACKS BY

Team	G	No.	Yards	Avg/G
Texas	11	29	198	2.64
Kansas	11	25	150	2.27
Oklahoma St.	11	24	133	2.18
Kansas St.	11	24	178	2.18
West Virginia	11	23	157	2.09
UCF	11	23	178	2.09
TCU	11	23	154	2.09
Houston	11	23	131	2.09
Iowa St.	11	21	129	1.91
Texas Tech	11	19	126	1.73
Oklahoma	11	18	112	1.64
Cincinnati	11	18	116	1.64
Baylor	11	18	110	1.64
BYU	11	10	95	0.91

KICKOFF COVERAGE

Team	G	No	Yards	Avg.	Ret.	TB	NetAvg
Texas Tech	11	62	3969	64.02	310	40	38.77
Texas	11	73	4674	64.03	298	41	44.58
Oklahoma St.	11	69	4322	62.64	250	36	41.93
Baylor	11	53	3294	62.15	462	17	38.62
Oklahoma	11	79	4956	62.73	348	45	42.29
Iowa St.	11	60	3718	61.97	502	29	44.23
BYU	11	50	3186	63.72	277	34	34.16
West Virginia	11	64	3997	62.45	674	21	49.67
Kansas St.	11	75	4632	61.76	627	34	44.79
Kansas	11	69	4261	61.75	211	51	36.12
Cincinnati	11	57	3471	60.89	447	25	44.95
TCU	11	65	4044	62.22	427	42	36.14
Houston	11	47	2921	62.15	546	20	37.47
UCF	11	67	4008	59.82	567	33	42.42

SACKS AGAINST

Team	G	No.	Yards	Avg/G
West Virginia	11	9	53	0.82
Oklahoma St.	11	11	79	1
Iowa St.	11	12	65	1.09
Oklahoma	11	14	83	1.27
Kansas	11	15	122	1.36
Kansas St.	11	17	117	1.55
TCU	11	18	98	1.64
UCF	11	19	151	1.73
BYU	11	19	139	1.73
Texas Tech	11	21	150	1.91
Texas	11	22	138	2
Houston	11	23	152	2.09
Cincinnati	11	27	150	2.45
Baylor	11	31	237	2.82

RED ZONE OFFENSE

Team	G	Scores	Pct.	TDs	(R-P)	FGs	TurnO
Iowa St.	11	29 - 31	93.55	19	10 - 9	10 - 12	0
Kansas St.	11	49 - 54	90.74	44	25 - 19	5 - 7	3
Oklahoma	11	49 - 56	87.50	38	23 - 15	11 - 15	3
Kansas	11	37 - 43	86.05	28	19 - 9	9 - 11	3
Oklahoma St.	11	41 - 48	85.42	25	17 - 8	16 - 19	4
Texas Tech	11	37 - 44	84.09	28	14 - 14	9 - 9	6
West Virginia	11	42 - 51	82.35	33	27 - 6	9 - 9	7
UCF	11	36 - 44	81.82	29	20 - 9	7 - 9	4
BYU	11	27 - 34	79.41	20	10 - 10	7 - 9	5
Texas	11	33 - 42	78.57	19	12 - 7	14 - 16	6
Cincinnati	11	31 - 41	75.61	20	12 - 8	11 - 14	6
Baylor	11	34 - 45	75.56	21	12 - 9	13 - 16	7
Houston	11	24 - 32	75.00	20	8 - 12	4 - 4	6
TCU	11	31 - 45	68.89	25	12 - 13	6 - 6	13

PENALTIES

Team	G	No.	Yards	Avg/G
Baylor	11	44	297	27
Kansas St.	11	51	458	41.64
Oklahoma St.	11	57	471	42.82
BYU	11	58	475	43.18
West Virginia	11	53	477	43.36
Iowa St.	11	54	477	43.36
Kansas	11	51	479	43.55
Texas	11	66	524	47.64
TCU	11	67	561	51
UCF	11	68	563	51.18
Cincinnati	11	62	566	51.45
Houston	11	64	570	51.82
Texas Tech	11	62	599	54.45
Oklahoma	11	75	638	58

RED ZONE DEFENSE

Team	G	Scores	Pct.	TDs	(R-P)	FGs	TurnO
Texas	11	21 - 31	67.74	12	4 - 8	9 - 10	7
Iowa St.	11	22 - 30	73.33	16	8 - 8	6 - 7	5
Oklahoma	11	25 - 33	75.76	16	9 - 7	9 - 11	6
Baylor	11	33 - 42	78.57	27	16 - 11	6 - 8	6
UCF	11	38 - 48	79.17	27	21 - 6	11 - 16	4
Oklahoma St.	11	20 - 25	80.00	15	9 - 6	5 - 7	3
BYU	11	32 - 40	80.00	21	10 - 11	11 - 12	6
Kansas St.	11	25 - 31	80.65	13	8 - 5	12 - 13	4
TCU	11	31 - 37	83.78	20	13 - 7	11 - 11	6
Houston	11	38 - 45	84.44	32	23 - 9	6 - 8	4
Texas Tech	11	34 - 40	85.00	22	13 - 9	12 - 13	3
Cincinnati	11	37 - 43	86.05	27	14 - 13	10 - 12	3
West Virginia	11	31 - 36	86.11	23	11 - 12	8 - 11	2
Kansas	11	44 - 45	97.78	30	20 - 10	14 - 14	1



OPPONENT PENALTIES

Team	G	No.	Yards	Avg/G
BYU	11	84	696	63.27
West Virginia	11	69	627	57
Kansas St.	11	63	561	51
Houston	11	60	533	48.45
Oklahoma St.	11	64	505	45.91
Oklahoma	11	65	500	45.45
Kansas	11	54	495	45
Texas Tech	11	56	477	43.36
UCF	11	52	457	41.55
Baylor	11	52	454	41.27
TCU	11	54	420	38.18
Iowa St.	11	48	411	37.36
Cincinnati	11	56	392	35.64
Texas	11	50	387	35.18

TIME OF POSSESSION

Team	G	Total possession	Avg/G
West Virginia	11	370:41	33:42
Cincinnati	11	350:56	31:54
Baylor	11	349:19	31:46
Kansas St.	11	341:08	31:01
Texas	11	340:18	30:56
Kansas	11	337:05	30:38
Iowa St.	11	335:39	30:31
Oklahoma St.	11	329:05	29:55
Oklahoma	11	319:34	29:03
UCF	11	315:59	28:44
BYU	11	314:23	28:35
Texas Tech	11	313:16	28:29
Houston	11	308:43	28:04
TCU	11	297:41	27:04



**2023-24 Big 12 Football
Conference Individual Game Highs
All games**

INDIVIDUAL PLAYER GAME HIGHS

Points scored	
30	Avery Johnson (Kansas St.) at Texas Tech (10/14/2023)
24	Ollie Gordon (Oklahoma St.) at West Virginia (10/21/2023)
24	DJ Giddens (Kansas St.) vs UCF (09/23/2023)
Touchdowns	
5	Avery Johnson (Kansas St.) at Texas Tech (10/14/2023)
4	Ollie Gordon (Oklahoma St.) at West Virginia (10/21/2023)
4	DJ Giddens (Kansas St.) vs UCF (09/23/2023)
TD responsibility	
8	Dillon Gabriel (Oklahoma) vs West Virginia (11/11/2023) [3r,5p]
Points scored kicking	
17	Alex Hale (Oklahoma St.) vs Kansas St. (10/06/2023) [5fg,2pat]
Total offense yards	
473	Dillon Gabriel (Oklahoma) vs West Virginia (11/11/2023) [50r,423p]
465	Josh Hoover (TCU) vs BYU (10/14/2023) [26r,439p]
Total offense plays	
62	Tyler Shough (Texas Tech) at Wyoming (09/02/2023) [15r,47p]
61	Tyler Shough (Texas Tech) vs Oregon (09/09/2023) [23r,38p]
Total offense yards/play	
42	Jaylin Noel (Iowa St.) vs Kansas (11/04/2023) [42-1]
39	Xavier Townsend (UCF) at Boise St. (09/09/2023) [39-1]
Rushing yards	
282	Ollie Gordon (Oklahoma St.) at West Virginia (10/21/2023)
271	Ollie Gordon (Oklahoma St.) vs Cincinnati (10/28/2023)
Rushing attempts	
33	Tahj Brooks (Texas Tech) at Kansas (11/11/2023)
33	Ollie Gordon (Oklahoma St.) vs Oklahoma (11/04/2023)
Yards per rush	
54	Jake Strong (Texas Tech) vs Kansas St. (10/14/2023) [54-1]
39	Xavier Townsend (UCF) at Boise St. (09/09/2023) [39-1]
Rushing TDs	
5	Avery Johnson (Kansas St.) at Texas Tech (10/14/2023)
4	Ollie Gordon (Oklahoma St.) at West Virginia (10/21/2023)
4	DJ Giddens (Kansas St.) vs UCF (09/23/2023)
Longest rush	
92	RJ Harvey (UCF) vs Oklahoma St. (11/11/2023)
79	Johnny Richardson (UCF) vs Baylor (09/30/2023)
Passing yards	
439	Josh Hoover (TCU) vs BYU (10/14/2023)
423	Dillon Gabriel (Oklahoma) vs West Virginia (11/11/2023)
Passing attempts	
58	Josh Hoover (TCU) vs BYU (10/14/2023)
52	Josh Hoover (TCU) at Texas Tech (11/02/2023)
Passing TDs	
5	Dillon Gabriel (Oklahoma) vs West Virginia (11/11/2023)
5	Jason Bean (Kansas) at Oklahoma St. (10/14/2023)
5	Dillon Gabriel (Oklahoma) at Tulsa (09/16/2023)
5	Emory Jones (Cincinnati) vs Eastern Ky. (09/02/2023)
Longest pass	
86	John Rhys Plumlee (UCF) at Oklahoma (10/21/2023)
81	Josh Hoover (TCU) vs Baylor (11/18/2023)
Passes completed	



**2023-24 Big 12 Football
Conference Individual Game Highs
All games**

37	Josh Hoover (TCU) vs BYU (10/14/2023)
32	Josh Hoover (TCU) at Texas Tech (11/02/2023)
32	Donovan Smith (Houston) vs Texas (10/21/2023)
Had intercepted	
3	Donovan Smith (Houston) vs Cincinnati (11/11/2023)
3	Alan Bowman (Oklahoma St.) at UCF (11/11/2023)
3	John Rhys Plumlee (UCF) vs West Virginia (10/28/2023)
3	Jake Strong (Texas Tech) at BYU (10/21/2023)
3	Jake Strong (Texas Tech) vs Kansas St. (10/14/2023)
3	Will Howard (Kansas St.) at Oklahoma St. (10/06/2023)
3	Tyler Shough (Texas Tech) vs Oregon (09/09/2023)
Pass completion pct	
100	Joseph Manjack IV (Houston) vs Oklahoma St. (11/18/2023) [1-1]
100	Sawyer Robertson (Baylor) at TCU (11/18/2023) [1-1]
100	Parker Kingston (BYU) vs Iowa St. (11/11/2023) [1-1]
100	Timmy McClain (UCF) vs Oklahoma St. (11/11/2023) [1-1]
100	Jordan Nabors (Baylor) at Kansas St. (11/11/2023) [1-1]
100	Nicco Marchiol (West Virginia) vs BYU (11/04/2023) [4-4]
100	Jaylin Noel (Iowa St.) vs Kansas (11/04/2023) [1-1]
100	Nicco Marchiol (West Virginia) at UCF (10/28/2023) [1-1]
100	Jake Rubley (Kansas St.) vs Houston (10/28/2023) [1-1]
100	Ryan Sanborn (Texas) at Houston (10/21/2023) [1-1]
100	Grant Tisdale (TCU) vs BYU (10/14/2023) [1-1]
100	Savion Red (Texas) vs Oklahoma (N) (10/07/2023) [1-1]
100	Brennan Presley (Oklahoma St.) vs Kansas St. (10/06/2023) [1-1]
100	J.J. Kohl (Iowa St.) at Oklahoma (09/30/2023) [4-4]
100	LJ Martin (BYU) vs Cincinnati (09/29/2023) [1-1]
100	Xavier Worthy (Texas) at Baylor (09/23/2023) [1-1]
100	Traylon Ray (West Virginia) vs Texas Tech (09/23/2023) [1-1]
100	Parker Kingston (BYU) at Arkansas (09/16/2023) [1-1]
100	Braden Smith (Cincinnati) at Pittsburgh (09/09/2023) [1-1]
100	Treshaun Ward (Kansas St.) vs Southeast Mo. St. (09/02/2023) [1-1]
100	Brady Lichtenberg (Cincinnati) vs Eastern Ky. (09/02/2023) [4-4]
100	Jackson Arnold (Oklahoma) vs Arkansas St. (09/02/2023) [11-11]
Pass yards/attempt	
42	Jaylin Noel (Iowa St.) vs Kansas (11/04/2023) [42-1]
37	Parker Kingston (BYU) at Arkansas (09/16/2023) [37-1]
Pass yards/catch	
58	Ui Ale (Houston) vs Sam Houston (09/23/2023) [58-1]
42	Jaylin Noel (Iowa St.) vs Kansas (11/04/2023) [42-1]
Receiving yards	
189	Brennan Presley (Oklahoma St.) at Houston (11/18/2023)
178	Jared Wiley (TCU) vs Baylor (11/18/2023)
Receptions	
15	Brennan Presley (Oklahoma St.) at Houston (11/18/2023)
12	Drake Stoops (Oklahoma) at Oklahoma St. (11/04/2023)
12	Xzavier Henderson (Cincinnati) vs Miami (OH) (09/16/2023)
Yards per catch	
122	Ollie Gordon (Oklahoma St.) vs Kansas (10/14/2023) [6-116]
110	Jared Wiley (TCU) vs Baylor (11/18/2023) [7-178]
Receiving TDs	
3	Drake Stoops (Oklahoma) vs West Virginia (11/11/2023)
3	Kobe Hudson (UCF) vs Oklahoma St. (11/11/2023)
3	Nic Anderson (Oklahoma) at Tulsa (09/16/2023)
3	Hudson Clement (West Virginia) vs Duquesne (09/09/2023)



**2023-24 Big 12 Football
Conference Individual Game Highs
All games**

Longest reception	
86	Javon Baker (UCF) at Oklahoma (10/21/2023)
81	Jared Wiley (TCU) vs Baylor (11/18/2023)
Field goal attempts	
6	Alex Hale (Oklahoma St.) vs Kansas St. (10/06/2023)
5	Alex Hale (Oklahoma St.) vs Kansas (10/14/2023)
5	Griffin Kell (TCU) at Houston (09/16/2023)
5	Gino Garcia (Texas Tech) at Wyoming (09/02/2023)
Field goals made	
5	Alex Hale (Oklahoma St.) vs Kansas St. (10/06/2023)
4	Bert Auburn (Texas) vs Kansas St. (11/04/2023)
4	Isaiah Hankins (Baylor) at Cincinnati (10/21/2023)
4	Alex Hale (Oklahoma St.) vs Kansas (10/14/2023)
4	Colton Boomer (UCF) at Boise St. (09/09/2023)
Longest field goal	
57	Griffin Kell (TCU) vs Nicholls (09/09/2023)
56	Griffin Kell (TCU) vs Texas (11/11/2023)
56	Chase Contreras (Iowa St.) vs UNI (09/02/2023)
Field goal pct	
100	Bert Auburn (Texas) at Iowa St. (11/18/2023) [3-3]
100	Gino Garcia (Texas Tech) vs UCF (11/18/2023) [1-1]
100	Alex Hale (Oklahoma St.) at Houston (11/18/2023) [3-3]
100	Isaiah Hankins (Baylor) at TCU (11/18/2023) [1-1]
100	Will Ferrin (BYU) vs Oklahoma (11/18/2023) [1-1]
100	Chase Contreras (Iowa St.) at BYU (11/11/2023) [1-1]
100	Bert Auburn (Texas) at TCU (11/11/2023) [3-3]
100	Griffin Kell (TCU) vs Texas (11/11/2023) [2-2]
100	Carter Brown (Cincinnati) at Houston (11/11/2023) [1-1]
100	Zach Schmit (Oklahoma) vs West Virginia (11/11/2023) [1-1]
100	Alex Hale (Oklahoma St.) at UCF (11/11/2023) [1-1]
100	Colton Boomer (UCF) vs Oklahoma St. (11/11/2023) [1-1]
100	Chris Tennant (Kansas St.) vs Baylor (11/11/2023) [1-1]
100	Seth Keller (Kansas) vs Texas Tech (11/11/2023) [2-2]
100	Michael Hayes (West Virginia) vs BYU (11/04/2023) [3-3]
100	Chase Contreras (Iowa St.) vs Kansas (11/04/2023) [2-2]
100	Carter Brown (Cincinnati) vs UCF (11/04/2023) [2-2]
100	Alex Hale (Oklahoma St.) vs Oklahoma (11/04/2023) [2-2]
100	Bert Auburn (Texas) vs Kansas St. (11/04/2023) [4-4]
100	Gino Garcia (Texas Tech) vs TCU (11/02/2023) [2-2]
100	Will Ferrin (BYU) at Texas (10/28/2023) [2-2]
100	Chase Contreras (Iowa St.) at Baylor (10/28/2023) [3-3]
100	Michael Hayes (West Virginia) at UCF (10/28/2023) [2-2]
100	Griffin Kell (TCU) at Kansas St. (10/21/2023) [1-1]
100	Chris Tennant (Kansas St.) vs TCU (10/21/2023) [2-2]
100	Will Ferrin (BYU) vs Texas Tech (10/21/2023) [2-2]
100	Michael Hayes (West Virginia) vs Oklahoma St. (10/21/2023) [2-2]
100	Jack Martin (Houston) vs Texas (10/21/2023) [1-1]
100	Bert Auburn (Texas) at Houston (10/21/2023) [1-1]
100	Isaiah Hankins (Baylor) at Cincinnati (10/21/2023) [4-4]
100	Colton Boomer (UCF) at Oklahoma (10/21/2023) [3-3]
100	Chris Tennant (Kansas St.) at Texas Tech (10/14/2023) [1-1]
100	Griffin Kell (TCU) vs BYU (10/14/2023) [3-3]
100	Will Ferrin (BYU) at TCU (10/14/2023) [1-1]
100	Chase Contreras (Iowa St.) at Cincinnati (10/14/2023) [3-3]
100	Carter Brown (Cincinnati) vs Iowa St. (10/14/2023) [1-1]
100	Michael Hayes (West Virginia) at Houston (10/12/2023) [1-1]



**2023-24 Big 12 Football
Conference Individual Game Highs
All games**

- 100 Gino Garcia (Texas Tech) at Baylor (10/07/2023) [1-1]
- 100 Isaiah Hankins (Baylor) vs Texas Tech (10/07/2023) [2-2]
- 100 Bert Auburn (Texas) vs Oklahoma (N) (10/07/2023) [3-3]
- 100 Chase Contreras (Iowa St.) at Oklahoma (09/30/2023) [2-2]
- 100 Carter Brown (Cincinnati) at BYU (09/29/2023) [2-2]
- 100 Isaiah Hankins (Baylor) vs Texas (09/23/2023) [2-2]
- 100 Michael Hayes (West Virginia) vs Texas Tech (09/23/2023) [2-2]
- 100 Gino Garcia (Texas Tech) at West Virginia (09/23/2023) [2-2]
- 100 Alex Hale (Oklahoma St.) at Iowa St. (09/23/2023) [2-2]
- 100 Chase Contreras (Iowa St.) vs Oklahoma St. (09/23/2023) [2-2]
- 100 Seth Keller (Kansas) vs BYU (09/23/2023) [1-1]
- 100 Will Ferrin (BYU) at Kansas (09/23/2023) [2-2]
- 100 Zach Schmit (Oklahoma) at Cincinnati (09/23/2023) [2-2]
- 100 Griffin Kell (TCU) vs SMU (09/23/2023) [2-2]
- 100 Seth Keller (Kansas) at Nevada (09/16/2023) [1-1]
- 100 Michael Hayes (West Virginia) vs Pittsburgh (09/16/2023) [1-1]
- 100 Bert Auburn (Texas) vs Wyoming (09/16/2023) [1-1]
- 100 Colton Boomer (UCF) vs Villanova (09/16/2023) [2-2]
- 100 Gino Garcia (Texas Tech) vs Tarleton St. (09/16/2023) [2-2]
- 100 Zach Schmit (Oklahoma) at Tulsa (09/16/2023) [1-1]
- 100 Griffin Kell (TCU) vs Nicholls (09/09/2023) [2-2]
- 100 Carter Brown (Cincinnati) at Pittsburgh (09/09/2023) [2-2]
- 100 Colton Boomer (UCF) at Boise St. (09/09/2023) [4-4]
- 100 Seth Keller (Kansas) vs Illinois (09/08/2023) [2-2]
- 100 Alex Hale (Oklahoma St.) vs Central Ark. (09/02/2023) [2-2]
- 100 Chris Tennant (Kansas St.) vs Southeast Mo. St. (09/02/2023) [1-1]
- 100 Carter Brown (Cincinnati) vs Eastern Ky. (09/02/2023) [1-1]
- 100 Chase Contreras (Iowa St.) vs UNI (09/02/2023) [1-1]
- 100 Zach Schmit (Oklahoma) vs Arkansas St. (09/02/2023) [1-1]
- 100 Seth Keller (Kansas) vs Missouri St. (09/01/2023) [2-2]

PAT kicks attempted

- 9 Zach Schmit (Oklahoma) at Tulsa (09/16/2023)
- 9 Carter Brown (Cincinnati) vs Eastern Ky. (09/02/2023)

PAT kicks made

- 9 Zach Schmit (Oklahoma) at Tulsa (09/16/2023)
- 9 Carter Brown (Cincinnati) vs Eastern Ky. (09/02/2023)

PAT kicks pct

- 100 Bert Auburn (Texas) at Iowa St. (11/18/2023) [1-1]
- 100 Chris Tennant (Kansas St.) at Kansas (11/18/2023) [3-3]
- 100 Gino Garcia (Texas Tech) vs UCF (11/18/2023) [3-3]
- 100 Jack Martin (Houston) vs Oklahoma St. (11/18/2023) [4-4]
- 100 Michael Hayes (West Virginia) vs Cincinnati (11/18/2023) [6-6]
- 100 Carter Brown (Cincinnati) at West Virginia (11/18/2023) [3-3]
- 100 Griffin Kell (TCU) vs Baylor (11/18/2023) [6-6]
- 100 Isaiah Hankins (Baylor) at TCU (11/18/2023) [2-2]
- 100 Zach Schmit (Oklahoma) at BYU (11/18/2023) [4-4]
- 100 Will Ferrin (BYU) vs Oklahoma (11/18/2023) [3-3]
- 100 Will Ferrin (BYU) vs Iowa St. (11/11/2023) [1-1]
- 100 Chase Contreras (Iowa St.) at BYU (11/11/2023) [6-6]
- 100 Bert Auburn (Texas) at TCU (11/11/2023) [2-2]
- 100 Griffin Kell (TCU) vs Texas (11/11/2023) [2-2]
- 100 Carter Brown (Cincinnati) at Houston (11/11/2023) [3-3]
- 100 Michael Hayes (West Virginia) at Oklahoma (11/11/2023) [2-2]
- 100 Zach Schmit (Oklahoma) vs West Virginia (11/11/2023) [8-8]
- 100 Jack Martin (Houston) vs Cincinnati (11/11/2023) [2-2]
- 100 Colton Boomer (UCF) vs Oklahoma St. (11/11/2023) [6-6]



2023-24 Big 12 Football
Conference Individual Game Highs
All games

100 Chris Tennant (Kansas St.) vs Baylor (11/11/2023) [8-8]
100 Seth Keller (Kansas) vs Texas Tech (11/11/2023) [1-1]
100 Gino Garcia (Texas Tech) at Kansas (11/11/2023) [1-1]
100 Michael Hayes (West Virginia) vs BYU (11/04/2023) [4-4]
100 Will Ferrin (BYU) at West Virginia (11/04/2023) [1-1]
100 Seth Keller (Kansas) at Iowa St. (11/04/2023) [2-2]
100 Chase Contreras (Iowa St.) vs Kansas (11/04/2023) [1-1]
100 Owen Piepergerdes (Kansas) at Iowa St. (11/04/2023) [2-2]
100 Carter Brown (Cincinnati) vs UCF (11/04/2023) [2-2]
100 Colton Boomer (UCF) at Cincinnati (11/04/2023) [4-4]
100 Jack Martin (Houston) at Baylor (11/04/2023) [2-2]
100 Isaiah Hankins (Baylor) vs Houston (11/04/2023) [3-3]
100 Alex Hale (Oklahoma St.) vs Oklahoma (11/04/2023) [3-3]
100 Zach Schmit (Oklahoma) at Oklahoma St. (11/04/2023) [3-3]
100 Bert Auburn (Texas) vs Kansas St. (11/04/2023) [3-3]
100 Chris Tennant (Kansas St.) at Texas (11/04/2023) [3-3]
100 Gino Garcia (Texas Tech) vs TCU (11/02/2023) [3-3]
100 Griffin Kell (TCU) at Texas Tech (11/02/2023) [4-4]
100 Alex Hale (Oklahoma St.) vs Cincinnati (10/28/2023) [6-6]
100 Carter Brown (Cincinnati) at Oklahoma St. (10/28/2023) [1-1]
100 Bert Auburn (Texas) vs BYU (10/28/2023) [5-5]
100 Chase Contreras (Iowa St.) at Baylor (10/28/2023) [3-3]
100 Michael Hayes (West Virginia) at UCF (10/28/2023) [5-5]
100 Colton Boomer (UCF) vs West Virginia (10/28/2023) [4-4]
100 Chris Tennant (Kansas St.) vs Houston (10/28/2023) [5-5]
100 Zach Schmit (Oklahoma) at Kansas (10/28/2023) [3-3]
100 Seth Keller (Kansas) vs Oklahoma (10/28/2023) [2-2]
100 Chris Tennant (Kansas St.) vs TCU (10/21/2023) [5-5]
100 Gino Garcia (Texas Tech) at BYU (10/21/2023) [2-2]
100 Will Ferrin (BYU) vs Texas Tech (10/21/2023) [3-3]
100 Alex Hale (Oklahoma St.) at West Virginia (10/21/2023) [6-6]
100 Michael Hayes (West Virginia) vs Oklahoma St. (10/21/2023) [4-4]
100 Bert Auburn (Texas) at Houston (10/21/2023) [4-4]
100 Jack Martin (Houston) vs Texas (10/21/2023) [3-3]
100 Carter Brown (Cincinnati) vs Baylor (10/21/2023) [3-3]
100 Isaiah Hankins (Baylor) at Cincinnati (10/21/2023) [2-2]
100 Colton Boomer (UCF) at Oklahoma (10/21/2023) [2-2]
100 Zach Schmit (Oklahoma) vs UCF (10/21/2023) [4-4]
100 Chris Tennant (Kansas St.) at Texas Tech (10/14/2023) [5-5]
100 Gino Garcia (Texas Tech) vs Kansas St. (10/14/2023) [3-3]
100 Griffin Kell (TCU) vs BYU (10/14/2023) [5-5]
100 Alex Hale (Oklahoma St.) vs Kansas (10/14/2023) [3-3]
100 Owen Piepergerdes (Kansas) at Oklahoma St. (10/14/2023) [1-1]
100 Chase Contreras (Iowa St.) at Cincinnati (10/14/2023) [3-3]
100 Carter Brown (Cincinnati) vs Iowa St. (10/14/2023) [1-1]
100 Michael Hayes (West Virginia) at Houston (10/12/2023) [4-4]
100 Jack Martin (Houston) vs West Virginia (10/12/2023) [5-5]
100 Griffin Kell (TCU) at Iowa St. (10/07/2023) [2-2]
100 Gino Garcia (Texas Tech) at Baylor (10/07/2023) [4-4]
100 Chase Contreras (Iowa St.) vs TCU (10/07/2023) [3-3]
100 Colton Boomer (UCF) at Kansas (10/07/2023) [2-2]
100 Owen Piepergerdes (Kansas) vs UCF (10/07/2023) [1-1]
100 Seth Keller (Kansas) vs UCF (10/07/2023) [5-5]
100 Bert Auburn (Texas) vs Oklahoma (N) (10/07/2023) [3-3]
100 Zach Schmit (Oklahoma) vs Texas (N) (10/07/2023) [4-4]
100 Alex Hale (Oklahoma St.) vs Kansas St. (10/06/2023) [2-2]
100 Chris Tennant (Kansas St.) at Oklahoma St. (10/06/2023) [1-1]



2023-24 Big 12 Football
Conference Individual Game Highs
All games

100 Michael Hayes (West Virginia) at TCU (09/30/2023) [3-3]
100 Griffin Kell (TCU) vs West Virginia (09/30/2023) [3-3]
100 Zach Schmit (Oklahoma) vs Iowa St. (09/30/2023) [6-6]
100 Chase Contreras (Iowa St.) at Oklahoma (09/30/2023) [2-2]
100 Colton Boomer (UCF) vs Baylor (09/30/2023) [5-5]
100 Isaiah Hankins (Baylor) at UCF (09/30/2023) [2-2]
100 Bert Auburn (Texas) vs Kansas (09/30/2023) [4-4]
100 Seth Keller (Kansas) at Texas (09/30/2023) [2-2]
100 Gino Garcia (Texas Tech) vs Houston (09/30/2023) [7-7]
100 Jack Martin (Houston) at Texas Tech (09/30/2023) [4-4]
100 Carter Brown (Cincinnati) at BYU (09/29/2023) [3-3]
100 Will Ferrin (BYU) vs Cincinnati (09/29/2023) [5-5]
100 Colton Boomer (UCF) at Kansas St. (09/23/2023) [4-4]
100 Bert Auburn (Texas) at Baylor (09/23/2023) [5-5]
100 Jack Martin (Houston) vs Sam Houston (09/23/2023) [5-5]
100 Michael Hayes (West Virginia) vs Texas Tech (09/23/2023) [2-2]
100 Gino Garcia (Texas Tech) at West Virginia (09/23/2023) [1-1]
100 Alex Hale (Oklahoma St.) at Iowa St. (09/23/2023) [3-3]
100 Chase Contreras (Iowa St.) vs Oklahoma St. (09/23/2023) [4-4]
100 Seth Keller (Kansas) vs BYU (09/23/2023) [5-5]
100 Will Ferrin (BYU) at Kansas (09/23/2023) [3-3]
100 Zach Schmit (Oklahoma) at Cincinnati (09/23/2023) [2-2]
100 Griffin Kell (TCU) vs SMU (09/23/2023) [4-4]
100 Michael Hayes (West Virginia) vs Pittsburgh (09/16/2023) [2-2]
100 Seth Keller (Kansas) at Nevada (09/16/2023) [4-4]
100 Jack Martin (Houston) vs TCU (09/16/2023) [1-1]
100 Carter Brown (Cincinnati) vs Miami (OH) (09/16/2023) [1-1]
100 Bert Auburn (Texas) vs Wyoming (09/16/2023) [4-4]
100 Will Ferrin (BYU) at Arkansas (09/16/2023) [5-5]
100 Colton Boomer (UCF) vs Villanova (09/16/2023) [6-6]
100 Alex Hale (Oklahoma St.) vs South Alabama (09/16/2023) [1-1]
100 Gino Garcia (Texas Tech) vs Tarleton St. (09/16/2023) [5-5]
100 Zach Schmit (Oklahoma) at Tulsa (09/16/2023) [9-9]
100 Chase Contreras (Iowa St.) at Ohio (09/16/2023) [1-1]
100 Chris Tennant (Kansas St.) at Missouri (09/16/2023) [3-3]
100 Isaiah Hankins (Baylor) vs LIU (09/16/2023) [4-4]
100 Alex Hale (Oklahoma St.) at Arizona St. (09/09/2023) [3-3]
100 Griffin Kell (TCU) vs Nicholls (09/09/2023) [5-5]
100 Carter Brown (Cincinnati) at Pittsburgh (09/09/2023) [3-3]
100 Jack Martin (Houston) at Rice (09/09/2023) [5-5]
100 Gino Garcia (Texas Tech) vs Oregon (09/09/2023) [3-3]
100 Michael Hayes (West Virginia) vs Duquesne (09/09/2023) [6-6]
100 Danny King (West Virginia) vs Duquesne (09/09/2023) [2-2]
100 Bert Auburn (Texas) at Alabama (09/09/2023) [4-4]
100 Zach Schmit (Oklahoma) vs SMU (09/09/2023) [4-4]
100 Chase Contreras (Iowa St.) vs Iowa (09/09/2023) [1-1]
100 Isaiah Hankins (Baylor) vs Utah (09/09/2023) [1-1]
100 Chris Tennant (Kansas St.) vs Troy (09/09/2023) [6-6]
100 Seth Keller (Kansas) vs Illinois (09/08/2023) [4-4]
100 Will Ferrin (BYU) vs Sam Houston (09/02/2023) [2-2]
100 Michael Hayes (West Virginia) at Penn St. (09/02/2023) [1-1]
100 Chris Tennant (Kansas St.) vs Southeast Mo. St. (09/02/2023) [5-5]
100 Jack Martin (Houston) vs UTSA (09/02/2023) [2-2]
100 Isaiah Hankins (Baylor) vs Texas St. (09/02/2023) [2-2]
100 Alex Hale (Oklahoma St.) vs Central Ark. (09/02/2023) [3-3]
100 Leyton Simmering (Kansas St.) vs Southeast Mo. St. (09/02/2023) [1-1]
100 Gino Garcia (Texas Tech) at Wyoming (09/02/2023) [3-3]



**2023-24 Big 12 Football
Conference Individual Game Highs
All games**

100	Carter Brown (Cincinnati) vs Eastern Ky. (09/02/2023) [9-9]
100	Bert Auburn (Texas) vs Rice (09/02/2023) [4-4]
100	Chase Contreras (Iowa St.) vs UNI (09/02/2023) [3-3]
100	Gavin Marshall (Oklahoma) vs Arkansas St. (09/02/2023) [2-2]
100	Zach Schmit (Oklahoma) vs Arkansas St. (09/02/2023) [8-8]
100	Griffin Kell (TCU) vs Colorado (09/02/2023) [6-6]
100	Seth Keller (Kansas) vs Missouri St. (09/01/2023) [5-5]
100	Owen Piepergerdes (Kansas) vs Missouri St. (09/01/2023) [1-1]
100	Colton Boomer (UCF) vs Kent St. (08/31/2023) [8-8]
Punts	
9	Ryan Rehkow (BYU) vs Sam Houston (09/02/2023)
8	Ryan Rehkow (BYU) vs Texas Tech (10/21/2023)
8	Tyler Perkins (Iowa St.) vs Oklahoma St. (09/23/2023)
8	Hudson Kaak (Oklahoma St.) at Iowa St. (09/23/2023)
8	Wes Pahl (Oklahoma St.) vs South Alabama (09/16/2023)
8	Tyler Perkins (Iowa St.) vs UNI (09/02/2023)
Yards punted	
447	Ryan Rehkow (BYU) vs Sam Houston (09/02/2023) [9-447]
378	Tyler Perkins (Iowa St.) vs UNI (09/02/2023) [8-378]
Longest punt	
70	Ryan Rehkow (BYU) vs Texas Tech (10/21/2023)
70	Tyler Perkins (Iowa St.) vs UNI (09/02/2023)
Punting avg	
57	Jack Blumer (Kansas St.) vs UCF (09/23/2023) [57-1]
Punt returns	
6	Xavier Townsend (UCF) vs Villanova (09/16/2023)
5	Hobbs Nyberg (BYU) vs Sam Houston (09/02/2023)
Punt return yards	
101	Josh Cameron (Baylor) at Kansas St. (11/11/2023)
94	Xavier Townsend (UCF) vs Villanova (09/16/2023)
Longest punt return	
82	Trevor Wilson (Kansas) vs UCF (10/07/2023)
82	Gavin Freeman (Oklahoma) vs Arkansas St. (09/02/2023)
Punt return avg	
82	Trevor Wilson (Kansas) vs UCF (10/07/2023) [82-1]
48	Malik Fleming (Houston) vs UTSA (09/02/2023) [48-1]
Kick returns	
6	Corey Gordon Jr. (Baylor) vs Texas St. (09/02/2023)
Kick return yards	
145	Corey Gordon Jr. (Baylor) vs Texas St. (09/02/2023)
140	Major Everhart (TCU) vs Colorado (09/02/2023)
Kick return avg	
61.5	Matthew Golden (Houston) vs West Virginia (10/12/2023) [123-2]
56	Drae McCray (Texas Tech) vs Houston (09/30/2023) [112-2]
Longest kick return	
100	Matthew Golden (Houston) vs West Virginia (10/12/2023)
100	Drae McCray (Texas Tech) vs Houston (09/30/2023)
Kick return TDs	
1	Matthew Golden (Houston) vs West Virginia (10/12/2023)
1	Drae McCray (Texas Tech) vs Houston (09/30/2023)
1	Matthew Golden (Houston) vs TCU (09/16/2023)
Combined PR/KR yards	
145	Corey Gordon Jr. (Baylor) vs Texas St. (09/02/2023) [0pr,145kr]
140	Major Everhart (TCU) vs Colorado (09/02/2023) [0pr,140kr]
Interceptions	



**2023-24 Big 12 Football
Conference Individual Game Highs
All games**

2	Demari Henderson (UCF) vs Oklahoma St. (11/11/2023)
2	Jacob Parrish (Kansas St.) at Texas (11/04/2023)
2	Dadrion Taylor-Demerson (Texas Tech) vs TCU (11/02/2023)
2	Beanie Bishop Jr. (West Virginia) at UCF (10/28/2023)
2	Kobe Savage (Kansas St.) at Texas Tech (10/14/2023)
2	Beau Freyler (Iowa St.) vs TCU (10/07/2023)
2	Cameron Epps (Oklahoma St.) vs Kansas St. (10/06/2023)
2	Malik Dunlap (Texas Tech) vs Tarleton St. (09/16/2023)
2	Jakob Robinson (BYU) vs Sam Houston (09/02/2023)
2	Malik Fleming (Houston) vs UTSA (09/02/2023)
2	Jeremiah Cooper (Iowa St.) vs UNI (09/02/2023)
Interception return yds	
100	Billy Bowman (Oklahoma) at BYU (11/18/2023)
88	Jeremiah Cooper (Iowa St.) vs UNI (09/02/2023)
Interception return avg	
100	Billy Bowman (Oklahoma) at BYU (11/18/2023) [100-1]
57	Isaiah Hamilton (Houston) vs Oklahoma St. (11/18/2023) [57-1]
Longest interception rtn	
100	Billy Bowman (Oklahoma) at BYU (11/18/2023)
58	Jeremiah Cooper (Iowa St.) vs UNI (09/02/2023)
All-purpose yards	
293	DJ Giddens (Kansas St.) vs UCF (09/23/2023)
292	Ollie Gordon (Oklahoma St.) vs Cincinnati (10/28/2023)
Tackles	
17	Nickolas Martin (Oklahoma St.) at West Virginia (10/21/2023) [10-7]
17	Nickolas Martin (Oklahoma St.) vs Kansas St. (10/06/2023) [10-7]
17	Danny Stutsman (Oklahoma) vs SMU (09/09/2023) [5-12]
Sacks	
3	Nelson Ceaser (Houston) at Baylor (11/04/2023) [0-3]
3	Steve Linton (Texas Tech) at Baylor (10/07/2023) [0-3]
Tackles for loss	
3.5	Matt Jones (Baylor) at UCF (09/30/2023) [3-1]
3.5	Matt Jones (Baylor) vs Texas (09/23/2023) [3-1]
3.5	Danny Stutsman (Oklahoma) at Cincinnati (09/23/2023) [3-1]



2023-24 Big 12 Football
Conference Individual Game Highs
All games

200-Yard Rushing Performances

- 282 Ollie Gordon (Oklahoma St.) at West Virginia (10/21/2023)
- 271 Ollie Gordon (Oklahoma St.) vs Cincinnati (10/28/2023)
- 218 Jonathon Brooks (Texas) vs Kansas (09/30/2023)
- 207 DJ Giddens (Kansas St.) vs UCF (09/23/2023)
- 206 RJ Harvey (UCF) vs Oklahoma St. (11/11/2023)
- 204 Jahiem White (West Virginia) vs Cincinnati (11/18/2023)

100-Yard Rushing Performances

- 282 Ollie Gordon (Oklahoma St.) at West Virginia (10/21/2023)
- 271 Ollie Gordon (Oklahoma St.) vs Cincinnati (10/28/2023)
- 218 Jonathon Brooks (Texas) vs Kansas (09/30/2023)
- 207 DJ Giddens (Kansas St.) vs UCF (09/23/2023)
- 206 RJ Harvey (UCF) vs Oklahoma St. (11/11/2023)
- 204 Jahiem White (West Virginia) vs Cincinnati (11/18/2023)
- 182 Tahj Brooks (Texas Tech) vs UCF (11/18/2023)
- 182 Aidan Robbins (BYU) vs Oklahoma (11/18/2023)
- 170 Tahj Brooks (Texas Tech) at Baylor (10/07/2023)
- 168 Ollie Gordon (Oklahoma St.) vs Kansas (10/14/2023)
- 164 Ollie Gordon (Oklahoma St.) at Houston (11/18/2023)
- 164 RJ Harvey (UCF) at Cincinnati (11/04/2023)
- 164 Jonathon Brooks (Texas) vs Wyoming (09/16/2023)
- 164 Emani Bailey (TCU) vs Colorado (09/02/2023)
- 158 Tahj Brooks (Texas Tech) vs Tarleton St. (09/16/2023)
- 154 Garrett Greene (West Virginia) vs Cincinnati (11/18/2023)
- 154 Devin Neal (Kansas) vs UCF (10/07/2023)
- 153 Corey Kiner (Cincinnati) at Pittsburgh (09/09/2023)
- 152 Emani Bailey (TCU) at Iowa St. (10/07/2023)
- 149 Tahj Brooks (Texas Tech) at West Virginia (09/23/2023)
- 146 Jahiem White (West Virginia) vs BYU (11/04/2023)
- 146 Tahj Brooks (Texas Tech) vs TCU (11/02/2023)
- 146 Tawee Walker (Oklahoma) at Kansas (10/28/2023)
- 138 Devin Neal (Kansas) vs Kansas St. (11/18/2023)
- 138 Ollie Gordon (Oklahoma St.) vs Oklahoma (11/04/2023)
- 137 Devin Neal (Kansas) vs Texas Tech (11/11/2023)
- 136 Ollie Gordon (Oklahoma St.) vs Kansas St. (10/06/2023)
- 135 Gavin Sawchuk (Oklahoma) vs West Virginia (11/11/2023)
- 134 Daniel Hishaw (Kansas) vs UCF (10/07/2023)
- 133 Tahj Brooks (Texas Tech) at Kansas (11/11/2023)
- 133 RJ Harvey (UCF) at Kansas (10/07/2023)
- 129 Corey Kiner (Cincinnati) at Houston (11/11/2023)
- 129 Corey Kiner (Cincinnati) vs Baylor (10/21/2023)
- 129 Jonathon Brooks (Texas) vs Oklahoma (N) (10/07/2023)
- 128 DJ Giddens (Kansas St.) vs Southeast Mo. St. (09/02/2023)
- 126 Emani Bailey (TCU) vs SMU (09/23/2023)
- 126 Emani Bailey (TCU) at Houston (09/16/2023)
- 121 CJ Donaldson (West Virginia) at UCF (10/28/2023)
- 121 Ollie Gordon (Oklahoma St.) at Iowa St. (09/23/2023)
- 120 Devin Neal (Kansas) vs Illinois (09/08/2023)
- 118 Treshaun Ward (Kansas St.) at Texas Tech (10/14/2023)
- 117 CJ Baxter (Texas) at Iowa St. (11/18/2023)
- 117 Garrett Greene (West Virginia) vs Oklahoma St. (10/21/2023)
- 117 Tawee Walker (Oklahoma) vs SMU (09/09/2023)
- 115 DJ Giddens (Kansas St.) vs Baylor (11/11/2023)
- 114 Corey Kiner (Cincinnati) vs UCF (11/04/2023)
- 113 Ryan Montgomery (Cincinnati) vs UCF (11/04/2023)
- 113 Dillon Gabriel (Oklahoma) vs Texas (N) (10/07/2023)



**2023-24 Big 12 Football
Conference Individual Game Highs
All games**

112	Jonathon Brooks (Texas) vs Kansas St. (11/04/2023)
112	Devin Neal (Kansas) vs Oklahoma (10/28/2023)
111	Gavin Sawchuk (Oklahoma) at Oklahoma St. (11/04/2023)
111	Cam'Ron Valdez (Texas Tech) vs Houston (09/30/2023)
111	Dawson Pendergrass (Baylor) vs LIU (09/16/2023)
110	Abu Sama (Iowa St.) at BYU (11/11/2023)
110	Jahiem White (West Virginia) vs Duquesne (09/09/2023)
107	Gavin Sawchuk (Oklahoma) at BYU (11/18/2023)
106	Jonathon Brooks (Texas) at Baylor (09/23/2023)
105	Johnny Richardson (UCF) vs Baylor (09/30/2023)
105	Parker Jenkins (Houston) vs Sam Houston (09/23/2023)
105	Corey Kiner (Cincinnati) vs Eastern Ky. (09/02/2023)
104	Jonathon Brooks (Texas) at TCU (11/11/2023)
104	Will Howard (Kansas St.) at Oklahoma St. (10/06/2023)
104	Ryan Montgomery (Cincinnati) vs Miami (OH) (09/16/2023)
103	Myles Montgomery (Cincinnati) vs Baylor (10/21/2023)
102	DJ Giddens (Kansas St.) at Kansas (11/18/2023)
102	CJ Donaldson (West Virginia) vs BYU (11/04/2023)
102	CJ Donaldson (West Virginia) vs Pittsburgh (09/16/2023)
101	Tahj Brooks (Texas Tech) at BYU (10/21/2023)
101	RJ Harvey (UCF) at Oklahoma (10/21/2023)
101	Tahj Brooks (Texas Tech) vs Houston (09/30/2023)
101	Emory Jones (Cincinnati) vs Miami (OH) (09/16/2023)
101	Tyler Shough (Texas Tech) vs Oregon (09/09/2023)
100	RJ Harvey (UCF) vs West Virginia (10/28/2023)
100	Emani Bailey (TCU) at Kansas St. (10/21/2023)
100	Richard Reese (Baylor) at UCF (09/30/2023)
100	Johnny Richardson (UCF) vs Kent St. (08/31/2023)

Number of 100-Yard Rushing Performances

8	Tahj Brooks, Texas Tech
7	Ollie Gordon, Oklahoma St.
6	Jonathon Brooks, Texas
5	RJ Harvey, UCF
5	Emani Bailey, TCU
5	Devin Neal, Kansas
5	Corey Kiner, Cincinnati
4	DJ Giddens, Kansas St.
3	Jahiem White, West Virginia
3	Gavin Sawchuk, Oklahoma
3	CJ Donaldson, West Virginia
2	Garrett Greene, West Virginia
2	Tawee Walker, Oklahoma
2	Ryan Montgomery, Cincinnati
2	Johnny Richardson, UCF
1	Aidan Robbins, BYU
1	Daniel Hishaw, Kansas
1	Treshaun Ward, Kansas St.
1	CJ Baxter, Texas
1	Dillon Gabriel, Oklahoma
1	Cam'Ron Valdez, Texas Tech
1	Dawson Pendergrass, Baylor
1	Abu Sama, Iowa St.
1	Parker Jenkins, Houston
1	Will Howard, Kansas St.
1	Myles Montgomery, Cincinnati
1	Emory Jones, Cincinnati



**2023-24 Big 12 Football
Conference Individual Game Highs
All games**

1	Tyler Shough, Texas Tech
1	Richard Reese, Baylor
500-Yard Passing Performances	
400-Yard Passing Performances	
439	Josh Hoover (TCU) vs BYU (10/14/2023)
423	Dillon Gabriel (Oklahoma) vs West Virginia (11/11/2023)
421	Dillon Gabriel (Oklahoma) at Tulsa (09/16/2023)
412	Josh Hoover (TCU) vs Baylor (11/18/2023)
410	Jason Bean (Kansas) at Oklahoma St. (10/14/2023)
300-Yard Passing Performances	
439	Josh Hoover (TCU) vs BYU (10/14/2023)
423	Dillon Gabriel (Oklahoma) vs West Virginia (11/11/2023)
421	Dillon Gabriel (Oklahoma) at Tulsa (09/16/2023)
412	Josh Hoover (TCU) vs Baylor (11/18/2023)
410	Jason Bean (Kansas) at Oklahoma St. (10/14/2023)
391	Garrett Greene (West Virginia) at Houston (10/12/2023)
378	Donovan Smith (Houston) vs Texas (10/21/2023)
366	Dillon Gabriel (Oklahoma) vs Iowa St. (09/30/2023)
357	Kedon Slovis (BYU) at Kansas (09/23/2023)
353	Josh Hoover (TCU) at Texas Tech (11/02/2023)
349	Quinn Ewers (Texas) at Alabama (09/09/2023)
348	Alan Bowman (Oklahoma St.) at Houston (11/18/2023)
348	Rocco Becht (Iowa St.) vs Oklahoma St. (09/23/2023)
348	Kedon Slovis (BYU) vs Southern Utah (09/09/2023)
346	Quinn Ewers (Texas) vs Oklahoma (N) (10/07/2023)
345	Emory Jones (Cincinnati) vs Eastern Ky. (09/02/2023)
344	Dillon Gabriel (Oklahoma) at Oklahoma St. (11/04/2023)
338	Tyler Shough (Texas Tech) at Wyoming (09/02/2023)
336	Alan Bowman (Oklahoma St.) vs Kansas (10/14/2023)
336	Donovan Smith (Houston) at Texas Tech (09/30/2023)
334	Alan Bowman (Oklahoma St.) vs Oklahoma (11/04/2023)
327	Will Howard (Kansas St.) at Texas (11/04/2023)
325	Quinn Ewers (Texas) vs Kansas (09/30/2023)
324	Blake Shapen (Baylor) vs Texas Tech (10/07/2023)
323	Rocco Becht (Iowa St.) vs Texas (11/18/2023)
322	Dillon Gabriel (Oklahoma) at Cincinnati (09/23/2023)
321	Timmy McClain (UCF) vs Villanova (09/16/2023)
317	Quinn Ewers (Texas) at TCU (11/11/2023)
316	Blake Shapen (Baylor) at Cincinnati (10/21/2023)
314	Chandler Morris (TCU) at Houston (09/16/2023)
308	Dillon Gabriel (Oklahoma) vs Arkansas St. (09/02/2023)
303	Blake Shapen (Baylor) vs Texas St. (09/02/2023)
302	Josh Hoover (TCU) vs Texas (11/11/2023)
Number of 300-Yard Passing Performances	
6	Dillon Gabriel, Oklahoma
4	Josh Hoover, TCU
4	Quinn Ewers, Texas
3	Alan Bowman, Oklahoma St.
3	Blake Shapen, Baylor
2	Donovan Smith, Houston
2	Kedon Slovis, BYU
2	Rocco Becht, Iowa St.
1	Jason Bean, Kansas
1	Garrett Greene, West Virginia
1	Emory Jones, Cincinnati
1	Tyler Shough, Texas Tech



**2023-24 Big 12 Football
Conference Individual Game Highs
All games**

- 1 Will Howard, Kansas St.
- 1 Timmy McClain, UCF
- 1 Chandler Morris, TCU

200-Yard Receiving Performances

100-Yard Receiving Performances

- 189 Brennan Presley (Oklahoma St.) at Houston (11/18/2023)
- 178 Jared Wiley (TCU) vs Baylor (11/18/2023)
- 177 Hudson Clement (West Virginia) vs Duquesne (09/09/2023)
- 172 Jayden Higgins (Iowa St.) at Cincinnati (10/14/2023)
- 164 Savion Williams (TCU) vs Texas (11/11/2023)
- 164 Drake Stoops (Oklahoma) vs West Virginia (11/11/2023)
- 150 Monaray Baldwin (Baylor) at UCF (09/30/2023)
- 149 Adonai Mitchell (Texas) vs Kansas St. (11/04/2023)
- 149 Leon Johnson III (Oklahoma St.) vs Cincinnati (10/28/2023)
- 149 Xzavier Henderson (Cincinnati) vs Eastern Ky. (09/02/2023)
- 147 Kobe Hudson (UCF) vs Villanova (09/16/2023)
- 146 Jaylin Noel (Iowa St.) vs Oklahoma St. (09/23/2023)
- 141 Adonai Mitchell (Texas) vs Kansas (09/30/2023)
- 140 Xzavier Henderson (Cincinnati) vs Miami (OH) (09/16/2023)
- 138 Kobe Hudson (UCF) at Kansas St. (09/23/2023)
- 138 Samuel Brown (Houston) at Rice (09/09/2023)
- 137 Xavier Worthy (Texas) at TCU (11/11/2023)
- 136 Rashod Owens (Oklahoma St.) vs Oklahoma (11/04/2023)
- 134 Drake Stoops (Oklahoma) at Oklahoma St. (11/04/2023)
- 134 Javon Baker (UCF) at Oklahoma (10/21/2023)
- 134 Kobe Hudson (UCF) at Boise St. (09/09/2023)
- 131 Chase Roberts (BYU) vs Cincinnati (09/29/2023)
- 130 Ketron Jackson Jr. (Baylor) at Cincinnati (10/21/2023)
- 130 Jalil Farooq (Oklahoma) vs Texas (N) (10/07/2023)
- 126 Monaray Baldwin (Baylor) vs Texas Tech (10/07/2023)
- 126 Jalil Farooq (Oklahoma) at Tulsa (09/16/2023)
- 120 Nic Anderson (Oklahoma) at Tulsa (09/16/2023)
- 119 Nic Anderson (Oklahoma) vs West Virginia (11/11/2023)
- 119 RJ Garcia II (Kansas St.) vs Southeast Mo. St. (09/02/2023)
- 117 Javon Baker (UCF) at Texas Tech (11/18/2023)
- 117 Monaray Baldwin (Baylor) vs Iowa St. (10/28/2023)
- 117 Andre Anthony (Oklahoma) at Cincinnati (09/23/2023)
- 116 Ollie Gordon (Oklahoma St.) vs Kansas (10/14/2023)
- 116 Devin Carter (West Virginia) at Houston (10/12/2023)
- 115 Jordan Whittington (Texas) vs Oklahoma (N) (10/07/2023)
- 114 Braden Smith (Cincinnati) vs UCF (11/04/2023)
- 114 Ja'Tavion Sanders (Texas) at Alabama (09/09/2023)
- 113 Javon Baker (UCF) vs Baylor (09/30/2023)
- 113 Samuel Brown (Houston) at Texas Tech (09/30/2023)
- 112 Javon Baker (UCF) vs Oklahoma St. (11/11/2023)
- 112 Lawrence Arnold (Kansas) at Iowa St. (11/04/2023)
- 112 Rashod Owens (Oklahoma St.) vs Kansas (10/14/2023)
- 112 Andre Anthony (Oklahoma) at Tulsa (09/16/2023)
- 112 Isaac Rex (BYU) vs Southern Utah (09/09/2023)
- 110 Ja'Tavion Sanders (Texas) at Baylor (09/23/2023)
- 108 Xavier Worthy (Texas) vs Oklahoma (N) (10/07/2023)
- 106 Samuel Brown (Houston) vs UTSA (09/02/2023)
- 105 Drake Dabney (Baylor) at Kansas St. (11/11/2023)
- 105 Nic Anderson (Oklahoma) vs UCF (10/21/2023)
- 104 Jayden Higgins (Iowa St.) vs Texas (11/18/2023)
- 104 Xzavier Henderson (Cincinnati) at West Virginia (11/18/2023)



2023-24 Big 12 Football
Conference Individual Game Highs
All games

- 104 JP Richardson (TCU) vs BYU (10/14/2023)
- 102 Coy Eakin (Texas Tech) vs Kansas St. (10/14/2023)
- 101 Drake Dabney (Baylor) vs Texas St. (09/02/2023)
- 100 Ben Sinnott (Kansas St.) vs Southeast Mo. St. (09/02/2023)

Number of 100-Yard Receiving Performances

- 4 Javon Baker, UCF
- 3 Monaray Baldwin, Baylor
- 3 Xzavier Henderson, Cincinnati
- 3 Kobe Hudson, UCF
- 3 Samuel Brown, Houston
- 3 Nic Anderson, Oklahoma
- 2 Jayden Higgins, Iowa St.
- 2 Drake Stoops, Oklahoma
- 2 Adonai Mitchell, Texas
- 2 Xavier Worthy, Texas
- 2 Rashod Owens, Oklahoma St.
- 2 Jalil Farooq, Oklahoma
- 2 Andre Anthony, Oklahoma
- 2 Ja'Tavion Sanders, Texas
- 2 Drake Dabney, Baylor
- 1 Brennan Presley, Oklahoma St.
- 1 Jared Wiley, TCU
- 1 Hudson Clement, West Virginia
- 1 Savion Williams, TCU
- 1 Leon Johnson III, Oklahoma St.
- 1 Jaylin Noel, Iowa St.
- 1 Chase Roberts, BYU
- 1 Ketron Jackson Jr., Baylor
- 1 RJ Garcia II, Kansas St.
- 1 Ollie Gordon, Oklahoma St.
- 1 Devin Carter, West Virginia
- 1 Jordan Whittington, Texas
- 1 Braden Smith, Cincinnati
- 1 Lawrence Arnold, Kansas
- 1 Isaac Rex, BYU
- 1 JP Richardson, TCU
- 1 Coy Eakin, Texas Tech
- 1 Ben Sinnott, Kansas St.



2023-24 Big 12 Football
Team Highs
All games

POINTS	73	Oklahoma vs Arkansas St. (09/02/2023)
POINTS SCORED KICKING	17	Oklahoma St. vs Kansas St. (10/06/2023)
TOUCHDOWNS	10	Oklahoma vs Arkansas St. (09/02/2023)
TOTAL OFFENSE YARDS	723	UCF vs Kent St. (08/31/2023)
TOTAL OFFENSE PLAYS	91	Cincinnati vs Miami (OH) (09/16/2023)
TOTAL OFFENSE YARDS/PLAY	9.8	West Virginia vs Cincinnati (11/18/2023)
RUSHING YARDS	424	West Virginia vs Cincinnati (11/18/2023)
RUSHING ATTEMPTS	57	Cincinnati vs Miami (OH) (09/16/2023)
YARDS PER RUSH	9.2	West Virginia vs Cincinnati (11/18/2023)
RUSHING TDS	6	Kansas St. vs UCF (09/23/2023)
	6	Oklahoma vs Arkansas St. (09/02/2023)
LONGEST RUSH	92	UCF vs Oklahoma St. (11/11/2023)
PASSING YARDS	476	Oklahoma at Tulsa (09/16/2023)
PASSING ATTEMPTS	59	TCU vs BYU (10/14/2023)
PASSING TDS	6	Oklahoma at Tulsa (09/16/2023)
	6	Cincinnati vs Eastern Ky. (09/02/2023)
LONGEST PASS	86	UCF at Oklahoma (10/21/2023)
PASSES COMPLETED	38	TCU vs BYU (10/14/2023)
HAD INTERCEPTED	4	TCU at Iowa St. (10/07/2023)
PASS COMPLETION PCT	90.9	Oklahoma vs Arkansas St. (09/02/2023)
PASSING YARDS/ATTEMPT	16.2	Cincinnati vs Eastern Ky. (09/02/2023)
YARDS PER CATCH	24.9	UCF vs Oklahoma St. (11/11/2023)
FIELD GOAL ATTEMPTS	6	Oklahoma St. vs Kansas St. (10/06/2023)
FIELD GOALS MADE	5	Oklahoma St. vs Kansas St. (10/06/2023)
LONGEST FIELD GOAL	57	TCU vs Nicholls (09/09/2023)



2023-24 Big 12 Football
Team Highs
All games

FIELD GOAL PCT	
100.0	Texas at Iowa St. (11/18/2023)
100.0	Texas Tech vs UCF (11/18/2023)
100.0	Oklahoma St. at Houston (11/18/2023)
100.0	Baylor at TCU (11/18/2023)
100.0	BYU vs Oklahoma (11/18/2023)
100.0	Iowa St. at BYU (11/11/2023)
100.0	TCU vs Texas (11/11/2023)
100.0	Texas at TCU (11/11/2023)
100.0	Oklahoma vs West Virginia (11/11/2023)
100.0	Cincinnati at Houston (11/11/2023)
100.0	UCF vs Oklahoma St. (11/11/2023)
100.0	Oklahoma St. at UCF (11/11/2023)
100.0	Kansas St. vs Baylor (11/11/2023)
100.0	Kansas vs Texas Tech (11/11/2023)
100.0	West Virginia vs BYU (11/04/2023)
100.0	Iowa St. vs Kansas (11/04/2023)
100.0	Cincinnati vs UCF (11/04/2023)
100.0	Oklahoma St. vs Oklahoma (11/04/2023)
100.0	Texas vs Kansas St. (11/04/2023)
100.0	Texas Tech vs TCU (11/02/2023)
100.0	BYU at Texas (10/28/2023)
100.0	Iowa St. at Baylor (10/28/2023)
100.0	West Virginia at UCF (10/28/2023)
100.0	Kansas St. vs TCU (10/21/2023)
100.0	TCU at Kansas St. (10/21/2023)
100.0	BYU vs Texas Tech (10/21/2023)
100.0	West Virginia vs Oklahoma St. (10/21/2023)
100.0	Houston vs Texas (10/21/2023)
100.0	Texas at Houston (10/21/2023)
100.0	Baylor at Cincinnati (10/21/2023)
100.0	UCF at Oklahoma (10/21/2023)
100.0	Kansas St. at Texas Tech (10/14/2023)
100.0	BYU at TCU (10/14/2023)
100.0	TCU vs BYU (10/14/2023)
100.0	Cincinnati vs Iowa St. (10/14/2023)
100.0	Iowa St. at Cincinnati (10/14/2023)
100.0	West Virginia at Houston (10/12/2023)
100.0	Baylor vs Texas Tech (10/07/2023)
100.0	Texas Tech at Baylor (10/07/2023)
100.0	Texas vs Oklahoma (N) (10/07/2023)
100.0	Iowa St. at Oklahoma (09/30/2023)
100.0	Cincinnati at BYU (09/29/2023)
100.0	Baylor vs Texas (09/23/2023)
100.0	Texas Tech at West Virginia (09/23/2023)
100.0	West Virginia vs Texas Tech (09/23/2023)
100.0	Iowa St. vs Oklahoma St. (09/23/2023)
100.0	Oklahoma St. at Iowa St. (09/23/2023)
100.0	BYU at Kansas (09/23/2023)
100.0	Kansas vs BYU (09/23/2023)
100.0	Oklahoma at Cincinnati (09/23/2023)
100.0	TCU vs SMU (09/23/2023)
100.0	Kansas at Nevada (09/16/2023)
100.0	West Virginia vs Pittsburgh (09/16/2023)
100.0	Texas vs Wyoming (09/16/2023)
100.0	UCF vs Villanova (09/16/2023)
100.0	Texas Tech vs Tarleton St. (09/16/2023)



**2023-24 Big 12 Football
Team Highs
All games**

Page 3/5
as of Nov 19, 2023

PAT KICKS ATTEMPTED	10	Oklahoma vs Arkansas St. (09/02/2023)
PAT KICKS MADE	10	Oklahoma vs Arkansas St. (09/02/2023)



2023-24 Big 12 Football
Team Highs
All games

PAT KICKS PCT	
100.0	Texas at Iowa St. (11/18/2023)
100.0	Kansas St. at Kansas (11/18/2023)
100.0	Texas Tech vs UCF (11/18/2023)
100.0	Houston vs Oklahoma St. (11/18/2023)
100.0	West Virginia vs Cincinnati (11/18/2023)
100.0	Baylor at TCU (11/18/2023)
100.0	TCU vs Baylor (11/18/2023)
100.0	Cincinnati at West Virginia (11/18/2023)
100.0	BYU vs Oklahoma (11/18/2023)
100.0	Oklahoma at BYU (11/18/2023)
100.0	BYU vs Iowa St. (11/11/2023)
100.0	Iowa St. at BYU (11/11/2023)
100.0	TCU vs Texas (11/11/2023)
100.0	Texas at TCU (11/11/2023)
100.0	Oklahoma vs West Virginia (11/11/2023)
100.0	Cincinnati at Houston (11/11/2023)
100.0	West Virginia at Oklahoma (11/11/2023)
100.0	Houston vs Cincinnati (11/11/2023)
100.0	UCF vs Oklahoma St. (11/11/2023)
100.0	Kansas St. vs Baylor (11/11/2023)
100.0	Kansas vs Texas Tech (11/11/2023)
100.0	Texas Tech at Kansas (11/11/2023)
100.0	BYU at West Virginia (11/04/2023)
100.0	West Virginia vs BYU (11/04/2023)
100.0	Iowa St. vs Kansas (11/04/2023)
100.0	Kansas at Iowa St. (11/04/2023)
100.0	UCF at Cincinnati (11/04/2023)
100.0	Cincinnati vs UCF (11/04/2023)
100.0	Baylor vs Houston (11/04/2023)
100.0	Houston at Baylor (11/04/2023)
100.0	Oklahoma at Oklahoma St. (11/04/2023)
100.0	Oklahoma St. vs Oklahoma (11/04/2023)
100.0	Kansas St. at Texas (11/04/2023)
100.0	Texas vs Kansas St. (11/04/2023)
100.0	TCU at Texas Tech (11/02/2023)
100.0	Texas Tech vs TCU (11/02/2023)
100.0	Cincinnati at Oklahoma St. (10/28/2023)
100.0	Oklahoma St. vs Cincinnati (10/28/2023)
100.0	Texas vs BYU (10/28/2023)
100.0	Iowa St. at Baylor (10/28/2023)
100.0	West Virginia at UCF (10/28/2023)
100.0	UCF vs West Virginia (10/28/2023)
100.0	Kansas vs Oklahoma (10/28/2023)
100.0	Oklahoma at Kansas (10/28/2023)
100.0	Kansas St. vs TCU (10/21/2023)
100.0	BYU vs Texas Tech (10/21/2023)
100.0	Texas Tech at BYU (10/21/2023)
100.0	Oklahoma St. at West Virginia (10/21/2023)
100.0	West Virginia vs Oklahoma St. (10/21/2023)
100.0	Houston vs Texas (10/21/2023)
100.0	Texas at Houston (10/21/2023)
100.0	Cincinnati vs Baylor (10/21/2023)
100.0	Baylor at Cincinnati (10/21/2023)
100.0	UCF at Oklahoma (10/21/2023)
100.0	Oklahoma vs UCF (10/21/2023)
100.0	Kansas St. at Texas Tech (10/14/2023)



**2023-24 Big 12 Football
Team Highs
All games**

2 POINTS PATS MADE	2	Baylor at UCF (09/30/2023)
PUNTS	9	Oklahoma St. vs South Alabama (09/16/2023)
	9	BYU vs Sam Houston (09/02/2023)
LONGEST PUNT	70	BYU vs Texas Tech (10/21/2023)
	70	Iowa St. vs UNI (09/02/2023)
YARDS PUNTED	447	BYU vs Sam Houston (09/02/2023)
PUNTING AVG	57.0	Kansas St. vs UCF (09/23/2023)
PUNT RETURNS	6	UCF vs Villanova (09/16/2023)
PUNT RETURN YARDS	101	Baylor at Kansas St. (11/11/2023)
PUNT RETURN AVG	82.0	Kansas vs UCF (10/07/2023)
LONGEST PUNT RETURN	82	Kansas vs UCF (10/07/2023)
	82	Oklahoma vs Arkansas St. (09/02/2023)
KICK RETURN	8	Baylor at Kansas St. (11/11/2023)
KICK RETURN YARDS	201	Houston vs TCU (09/16/2023)
KICK RETURN AVERAGE	56.0	Texas Tech vs Houston (09/30/2023)
LONGEST KICK RETURN	100	Houston vs West Virginia (10/12/2023)
	100	Texas Tech vs Houston (09/30/2023)
KICK RETURN TDS	1	Houston vs West Virginia (10/12/2023)
	1	Texas Tech vs Houston (09/30/2023)
	1	Houston vs TCU (09/16/2023)
INTERCEPTIONS	5	Oklahoma at Tulsa (09/16/2023)
INTERCEPTION RETURN YARDS	100	Oklahoma at BYU (11/18/2023)
INTERCEPTION RETURN AVERAGE	100.0	Oklahoma at BYU (11/18/2023)
LONGEST INTERCEPTION RETURN	100	Oklahoma at BYU (11/18/2023)
INTERCEPTION RETURN TDS	1	Houston vs Oklahoma St. (11/18/2023)
	1	Oklahoma at BYU (11/18/2023)
	1	Kansas St. vs Baylor (11/11/2023)
	1	Kansas at Iowa St. (11/04/2023)
	1	Kansas vs Oklahoma (10/28/2023)
	1	TCU vs BYU (10/14/2023)
	1	Oklahoma St. vs Kansas St. (10/06/2023)
	1	Oklahoma vs Iowa St. (09/30/2023)
	1	BYU vs Cincinnati (09/29/2023)
	1	Kansas vs BYU (09/23/2023)
	1	Texas vs Wyoming (09/16/2023)
	1	Texas Tech vs Tarleton St. (09/16/2023)
	1	Oklahoma at Tulsa (09/16/2023)
	1	Iowa St. vs UNI (09/02/2023)
FUMBLES LOST	3	Baylor at Kansas St. (11/11/2023)
FUMBLES RECOVERED	3	Kansas St. vs Baylor (11/11/2023)
SACKED BY OPP	6	Baylor vs Texas Tech (10/07/2023)
	6	Houston vs TCU (09/16/2023)
QB SACKS	8	Cincinnati vs Oklahoma (09/23/2023)
TURNOVERS COMMITTED	5	Texas Tech at BYU (10/21/2023)
TURNOVERS CAUSED	5	BYU vs Texas Tech (10/21/2023)
	5	Oklahoma at Tulsa (09/16/2023)
KICKS BLOCKED	2	Kansas at Oklahoma St. (10/14/2023)
	2	TCU vs West Virginia (09/30/2023)
FIRST DOWNS	18	West Virginia vs Cincinnati (11/18/2023)
1ST DOWN RUSHING	23	West Virginia vs Cincinnati (11/18/2023)
1ST DOWN PASSING	23	TCU vs BYU (10/14/2023)
1ST DOWN BY PENALTY	6	Texas Tech vs Oregon (09/09/2023)
PENALTIES	11	Oklahoma at Kansas (10/28/2023)
	11	Houston vs Sam Houston (09/23/2023)
PENALTIES YARDS	101	Oklahoma at Kansas (10/28/2023)



2023-24 Big 12 Football
Team Lows
All games

TOTAL OFFENSE YARDS	208	Houston at Kansas St. (10/28/2023)
	208	Oklahoma St. vs South Alabama (09/16/2023)
TOTAL OFFENSE YARDS/PLAY	3.3	Oklahoma St. vs South Alabama (09/16/2023)
RUSHING YARDS	9	Iowa St. vs Texas (11/18/2023)
	9	BYU at Kansas (09/23/2023)
RUSHING ATTEMPTS	19	Houston vs Texas (10/21/2023)
YARDS PER RUSH	0.4	BYU at Kansas (09/23/2023)
LONGEST RUSH	6	Iowa St. vs Texas (11/18/2023)
PASSING ATTEMPTS	11	West Virginia vs Pittsburgh (09/16/2023)
PASSING YARDS	60	West Virginia vs Pittsburgh (09/16/2023)
YARDS PER COMPLETION	6.3	Houston at Kansas St. (10/28/2023)
PASSES COMPLETED	6	West Virginia vs Pittsburgh (09/16/2023)
PASS COMPLETION PCT	32.3	West Virginia at Oklahoma (11/11/2023)
LONGEST PASS	15	West Virginia vs Pittsburgh (09/16/2023)
	15	Oklahoma St. vs South Alabama (09/16/2023)
FIRST DOWNS	1	Cincinnati vs Iowa St. (10/14/2023)
1ST DOWN RUSHING	0	Iowa St. vs Texas (11/18/2023)
1ST DOWN PASSING	3	Houston vs Cincinnati (11/11/2023)
	3	West Virginia vs Pittsburgh (09/16/2023)



2023-24 Big 12 Football
Team Lows
All games

1ST DOWN BY PENALTY	0 Baylor at TCU (11/18/2023) 0 BYU vs Oklahoma (11/18/2023) 0 Oklahoma vs West Virginia (11/11/2023) 0 Oklahoma St. at UCF (11/11/2023) 0 Cincinnati vs UCF (11/04/2023) 0 Baylor vs Houston (11/04/2023) 0 Oklahoma at Oklahoma St. (11/04/2023) 0 Texas vs Kansas St. (11/04/2023) 0 Texas vs BYU (10/28/2023) 0 Iowa St. at Baylor (10/28/2023) 0 Houston at Kansas St. (10/28/2023) 0 BYU vs Texas Tech (10/21/2023) 0 Texas at Houston (10/21/2023) 0 Cincinnati vs Baylor (10/21/2023) 0 Kansas at Oklahoma St. (10/14/2023) 0 Oklahoma St. vs Kansas (10/14/2023) 0 TCU at Iowa St. (10/07/2023) 0 UCF at Kansas (10/07/2023) 0 Kansas St. at Oklahoma St. (10/06/2023) 0 Oklahoma St. vs Kansas St. (10/06/2023) 0 TCU vs West Virginia (09/30/2023) 0 Iowa St. at Oklahoma (09/30/2023) 0 Texas vs Kansas (09/30/2023) 0 Houston at Texas Tech (09/30/2023) 0 Cincinnati at BYU (09/29/2023) 0 Texas Tech at West Virginia (09/23/2023) 0 Oklahoma St. at Iowa St. (09/23/2023) 0 TCU vs SMU (09/23/2023) 0 Texas vs Wyoming (09/16/2023) 0 UCF vs Villanova (09/16/2023) 0 Oklahoma St. vs South Alabama (09/16/2023) 0 TCU vs Nicholls (09/09/2023) 0 Oklahoma vs SMU (09/09/2023) 0 Iowa St. vs Iowa (09/09/2023) 0 BYU vs Sam Houston (09/02/2023) 0 West Virginia at Penn St. (09/02/2023) 0 Texas Tech at Wyoming (09/02/2023) 0 Cincinnati vs Eastern Ky. (09/02/2023)
PENALTIES	1 Baylor at TCU (11/18/2023) 1 Kansas St. vs Houston (10/28/2023) 1 Houston vs Texas (10/21/2023) 1 Baylor vs Texas Tech (10/07/2023) 1 Iowa St. vs TCU (10/07/2023) 1 Texas Tech vs Houston (09/30/2023)
PENALTIES YARDS	5 Kansas St. vs Houston (10/28/2023) 5 Texas Tech vs Houston (09/30/2023)



2023-24 Big 12 Football
Standings
All games

Page 1/1
as of Nov 19, 2023

Team	Overall	Pct.	Conference	Pct.	PF	PA	Home	Away	Neut	Streak
Texas	10-1	.909	7-1	.875	364	200	5-0	5-0	0-1	W 5
Oklahoma	9-2	.818	6-2	.750	449	222	5-0	3-2	1-0	W 2
Kansas St.	8-3	.727	6-2	.750	419	212	6-0	2-3	0-0	W 2
Oklahoma St.	8-3	.727	6-2	.750	322	294	5-1	3-2	0-0	W 1
West Virginia	7-4	.636	5-3	.625	345	299	5-1	2-3	0-0	W 1
Iowa St.	6-5	.545	5-3	.625	273	225	3-3	3-2	0-0	L 1
Texas Tech	6-5	.545	5-3	.625	315	267	4-2	2-3	0-0	W 3
Kansas	7-4	.636	4-4	.500	354	293	5-2	2-2	0-0	L 2
TCU	5-6	.455	3-5	.375	331	265	4-3	1-3	0-0	W 1
BYU	5-6	.455	2-6	.250	243	318	4-2	1-4	0-0	L 4
UCF	5-6	.455	2-6	.250	363	292	3-2	2-4	0-0	L 1
Houston	4-7	.364	2-6	.250	271	351	3-4	1-3	0-0	L 2
Baylor	3-8	.273	2-6	.250	246	366	1-6	2-2	0-0	L 4
Cincinnati	3-8	.273	1-7	.125	273	311	1-5	2-3	0-0	L 1



**2023-24 Big 12 Football
Individual Statistics
In Conference games**

RUSHING (Minimum Games Played Pct. 75%, 10 Rushing Attempts/Game)

#	Player	G	Att.	Yds	Avg.	TD	Lg	Avg/g
1	Gordon, Ollie - OSU	8	192	1305	6.80	13	75	163.13
2	Brooks, Tahj - TTU	8	212	1080	5.09	8	46	135.00
3	Brooks, Jonathon - UT	7	140	866	6.19	9	67	123.71
4	Harvey, RJ - UCF	8	151	921	6.10	10	92	115.13
5	Neal, Devin - KU	8	133	800	6.02	8	75	100.00
6	Giddens, DJ - KState	8	128	745	5.82	8	36	93.13
7	Bailey, Emani - TCU	8	144	702	4.88	6	35	87.75
8	Kiner, Corey - UC	8	127	652	5.13	3	62	81.50
9	Greene, Garrett - WVU	7	76	500	6.58	10	35	71.43
10	Donaldson, CJ - WVU	8	117	536	4.58	9	32	67.00

TOTAL OFFENSE (Minimum Games Played Pct. 75%)

#	Player	G	Rush	Pass	Plays	Total	Yds/g
1	Gabriel, Dillon - OU	8	302	2355	342	2657	332.13
2	Ewers, Quinn - UT	6	10	1773	221	1783	297.17
3	Greene, Garrett - WVU	7	500	1507	258	2007	286.71
4	Bowman, Alan - OSU	8	37	2252	332	2289	286.13
5	Shapen, Blake - Baylor	7	31	1885	330	1916	273.71
6	Smith, Donovan - UH	8	290	1853	351	2143	267.88
7	Hoover, Josh - TCU	7	11	1812	253	1823	260.43
8	Plumlee, John Rhys - UCF	6	252	1267	203	1519	253.17
9	Becht, Rocco - IowaSt	8	22	1895	277	1917	239.63
10	Howard, Will - KState	8	246	1538	261	1784	223.00

PASSING AVG/GAME (Minimum Games Played Pct. 75%)

#	Player	G	Comp-att-int	Yds	TD	Avg/g
1	Ewers, Quinn - UT	6	142-190-4	1773	8	295.50
2	Gabriel, Dillon - OU	8	176-266-4	2355	16	294.38
3	Bowman, Alan - OSU	8	187-315-8	2252	10	281.50
4	Shapen, Blake - Baylor	7	163-267-3	1885	11	269.29
5	Hoover, Josh - TCU	7	151-237-7	1812	10	258.86
6	Becht, Rocco - IowaSt	8	151-236-5	1895	13	236.88
7	Smith, Donovan - UH	8	167-261-11	1853	16	231.63
8	Greene, Garrett - WVU	7	93-182-4	1507	9	215.29
9	Plumlee, John Rhys - UCF	6	84-146-4	1267	9	211.17
10	Howard, Will - KState	8	131-212-6	1538	15	192.25

SCORING (Minimum Games Played Pct. 75%)

#	Player	G	TD	FG	XPT	2XP	Pts	Pts/g
1	Hale, Alex - OSU	8	0	20	27	0	87	10.88
2	Gordon, Ollie - OSU	8	14	0	0	0	84	10.50
3	Auburn, Bert - UT	8	0	17	27	0	78	9.75
4	Contreras, Chase - IowaSt	8	0	16	23	0	71	8.88
5	Greene, Garrett - WVU	7	10	0	0	1	60	8.57
6	Schmit, Zach - OU	8	0	10	34	0	64	8.00
7	Hayes, Michael - WVU	8	0	11	30	0	63	7.88
8	Brooks, Jonathon - UT	7	9	0	0	0	54	7.71
9	Harvey, RJ - UCF	8	10	0	0	0	60	7.50
10	Giddens, DJ - KState	8	10	0	0	0	60	7.50

PASS EFFICIENCY (Minimum Games Played Pct. 75%, 15 Total Passes/Game)

#	Player	G	Comp-att-int	Yds	TD	Eff.
1	Ewers, Quinn - UT	6	142-190-4	1773	8	162.81
2	Gabriel, Dillon - OU	8	176-266-4	2355	16	157.38
3	Bean, Jason - KU	7	70-126-4	1155	8	147.16
4	Becht, Rocco - IowaSt	8	151-236-5	1895	13	145.37
5	Plumlee, John Rhys - UCF	6	84-146-4	1267	9	145.29
6	Howard, Will - KState	8	131-212-6	1538	15	140.42
7	Hoover, Josh - TCU	7	151-237-7	1812	10	135.95
8	Smith, Donovan - UH	8	167-261-11	1853	16	135.42
9	Morton, Behren - TTU	7	128-201-3	1338	10	133.03
10	Greene, Garrett - WVU	7	93-182-4	1507	9	132.58

SCORING (TDs) (Minimum Games Played Pct. 75%, 1 Touchdowns)

#	Player	G	Run	Rec	Ret	Pts	Avg/g
1	Gordon, Ollie - OSU	8	13	1	0	84	10.50
2	Greene, Garrett - WVU	7	10	0	0	60	8.57
3	Brooks, Jonathon - UT	7	9	0	0	54	7.71
4	Giddens, DJ - KState	8	8	2	0	60	7.50
5	Harvey, RJ - UCF	8	10	0	0	60	7.50
6	Gabriel, Dillon - OU	8	10	0	0	60	7.50
7	Donaldson, CJ - WVU	8	9	0	0	54	6.75
8	Brooks, Tahj - TTU	8	8	0	0	50	6.25
9	Neal, Devin - KU	8	8	0	0	48	6.00
10	Hudson, Kobe - UCF	8	0	7	0	42	5.25

RECEPTIONS/GAME (Minimum Games Played Pct. 75%)

#	Player	G	No.	Yds	TD	Lg	Yds/g	Rec/g
1	Presley, Brennan - OSU	8	54	567	3	29	70.88	6.75
2	Stoops, Drake - OU	8	52	629	6	60	78.63	6.50
3	Worthy, Xavier - UT	8	47	613	2	45	76.63	5.88
4	Noel, Jaylin - IowaSt	8	45	525	4	66	65.63	5.63
5	Owens, Rashod - OSU	8	43	578	1	45	72.25	5.38
6	Brown, Samuel - UH	8	43	509	3	53	63.63	5.38
7	Williams, Savion - TCU	8	36	519	4	42	64.88	4.50
8	Baldwin, Monaray - Baylor	8	36	576	4	71	72.00	4.50
9	Price, Myles - TTU	7	31	292	2	25	41.71	4.43
10	Manjack IV, Joseph - UH	6	26	342	5	49	57.00	4.33

SCORING (KICK) (Minimum Games Played Pct. 75%)

#	Player	G	PAT	FG	Pts	Avg/g
1	Hale, Alex - OSU	8	27-28	20-25	87	10.88
2	Auburn, Bert - UT	8	27-27	17-20	78	9.75
3	Contreras, Chase - IowaSt	8	23-24	16-18	71	8.88
4	Schmit, Zach - OU	8	34-34	10-16	64	8.00
5	Hayes, Michael - WVU	8	30-30	11-14	63	7.88
6	Tennant, Chris - KState	8	35-36	6-8	53	6.63
7	Kell, Griffin - TCU	8	25-26	9-15	52	6.50
8	Garcia, Gino - TTU	8	24-24	9-10	51	6.38
9	Boomer, Colton - UCF	8	29-30	6-11	47	5.88
10	Hankins, Isaiah - Baylor	8	10-12	12-15	46	5.75



2023-24 Big 12 Football Individual Statistics In Conference games

RECEIVE YDS/GAME (Minimum Games Played Pct. 75%)

#	Player	G	No.	Yds	TD	Long	Avg/c	Yds/g
1	Baker, Javon - UCF	8	28	698	5	86	24.93	87.25
2	Stoops, Drake - OU	8	52	629	6	60	12.10	78.63
3	Worthy, Xavier - UT	8	47	613	2	45	13.04	76.63
4	Owens, Rashod - OSU	8	43	578	1	45	13.44	72.25
5	Baldwin, Monaray - Baylor	8	36	576	4	71	16.00	72.00
6	Higgins, Jayden - IowaSt	8	30	573	2	75	19.10	71.63
7	Presley, Brennan - OSU	8	54	567	3	29	10.50	70.88
8	Mitchell, Adonai - UT	8	34	535	6	47	15.74	66.88
9	Noel, Jaylin - IowaSt	8	45	525	4	66	11.67	65.63
10	Williams, Savion - TCU	8	36	519	4	42	14.42	64.88

PUNT RETURN AVG (Minimum Games Played Pct. 75%)

#	Player	G	No.	Yds	TD	Long	Avg.
1	Wilson, Trevor - KU	7	2	84	1	82	42.00
2	Price, Myles - TTU	7	7	155	0	43	22.14
3	Bowen, Peyton - OU	8	1	20	0	20	20.00

KICK RETURN AVG (Minimum Games Played Pct. 75%)

#	Player	G	No.	Yds	TD	Long	Avg.
1	Noel, Jaylin - IowaSt	8	5	202	0	72	40.40
2	Golden, Matthew - UH	6	9	321	2	100	35.67
3	McCray, Drae - TTU	8	14	403	1	100	28.79

ALL PURPOSE (Minimum Games Played Pct. 75%)

#	Player	G	Rush	Rcv	PR	KR	Yds	Avg/g
1	Gordon, Ollie - OSU	8	1305	217	0	0	1522	190.25
2	Brooks, Tahj - TTU	8	1080	40	0	0	1120	140.00
3	Brooks, Jonathon - UT	7	866	240	0	0	1106	158.00
4	Harvey, RJ - UCF	8	921	131	0	41	1093	136.63
5	Giddens, DJ - KState	8	745	265	0	0	1010	126.25
6	Neal, Devin - KU	8	800	83	0	0	883	110.38
7	Worthy, Xavier - UT	8	32	613	230	0	875	109.38
8	Presley, Brennan - OSU	8	26	567	20	243	856	107.00
9	Bailey, Emani - TCU	8	702	133	0	0	835	104.38
10	Farooq, Jalil - OU	8	79	471	0	266	816	102.00

PUNTING (Minimum Games Played Pct. 75%, 3.6 Punts/Game)

#	Player	G	No.	Yds	Lg	120	50+	TB	Avg.
1	Rehkov, Ryan - BYU	8	39	1891	70	14	18	3	48.49
2	McNamara, Austin - TTU	8	32	1513	59	14	14	4	47.28
3	Fletcher, Mason - UC	8	33	1449	57	17	4	0	43.91
4	Blumer, Jack - KState	8	29	1268	69	11	6	0	43.72
5	Wilkins, Laine - UH	8	37	1547	61	10	5	0	41.81
6	Perkins, Tyler - IowaSt	8	35	1458	55	13	7	3	41.66

FIELD GOALS (Minimum Games Played Pct. 75%)

#	Player	G	Made	Att.	Long	Pct.	Avg.
1	Hale, Alex - OSU	8	20	25	53	80.00	2.50
2	Auburn, Bert - UT	8	17	20	50	85.00	2.13
3	Contreras, Chase - IowaSt	8	16	18	51	88.89	2.00
4	Hankins, Isaiah - Baylor	8	12	15	54	80.00	1.50
5	Hayes, Michael - WVU	8	11	14	49	78.57	1.38
6	Schmit, Zach - OU	8	10	16	46	62.50	1.25
7	Garcia, Gino - TTU	8	9	10	55	90.00	1.13
8	Kell, Griffin - TCU	8	9	15	56	60.00	1.13
9	Brown, Carter - UC	8	8	10	54	80.00	1.00

FIELD GOAL PCT (Minimum Games Played Pct. 75%)

#	Player	G	Made	Att.	Long	Pct.
1	Garcia, Gino - TTU	8	9	10	55	90.00
2	Contreras, Chase - IowaSt	8	16	18	51	88.89
3	Auburn, Bert - UT	8	17	20	50	85.00
4	Ferrin, Will - BYU	8	8	10	49	80.00
5	Brown, Carter - UC	8	8	10	54	80.00
6	Hankins, Isaiah - Baylor	8	12	15	54	80.00
7	Hale, Alex - OSU	8	20	25	53	80.00
8	Hayes, Michael - WVU	8	11	14	49	78.57
9	Tennant, Chris - KState	8	6	8	47	75.00



**2023-24 Big 12 Football
Individual Statistics
In Conference games**

PAT KICKING PCT (Minimum Games Played Pct. 75%)

#	Player	G	Made	Att.	Pct.
1	Hayes, Michael - WVU	8	30	30	100.00
2	Martin, Jack - UH	8	21	21	100.00
3	Brown, Carter - UC	8	16	16	100.00
4	Schmit, Zach - OU	8	34	34	100.00
5	Garcia, Gino - TTU	8	24	24	100.00
6	Ferrin, Will - BYU	8	16	16	100.00
7	Auburn, Bert - UT	8	27	27	100.00
8	Tennant, Chris - KState	8	35	36	97.22
9	Boomer, Colton - UCF	8	29	30	96.67



**2023-24 Big 12 Football
Individual Statistics
In Conference games**

TACKLES (All positions) (Minimum Games Played Pct. 75%)

#	Player	G	Pos	Solo	Ast	Total	Avg/g
1	Martin, Nickolas - OSU	8	LB	52	39	91	11.38
2	Johnson, Jason - UCF	8	LB	47	29	76	9.50
3	Pace, Deshawn - UC	7	LB	33	29	62	8.86
4	Haulcy, A.J. - UH	8	DB	53	17	70	8.75
5	Roberts, Ben - TTU	8	LB	40	30	70	8.75
6	Stutsman, Danny - OU	7	LB	30	31	61	8.71
7	Rucker, Trey - OSU	8	S	42	26	68	8.50
8	Tooley, Max - BYU	8	LB	36	27	63	7.88
9	Ford, Jaylan - UT	8	LB	32	31	63	7.88
10	Freyler, Beau - IowaSt	8	DB	25	37	62	7.75
11	Daniels, Kendal - OSU	8	S	37	25	62	7.75
12	Baskerville, CJ - TTU	7	DB	40	14	54	7.71
13	Robinson, Malik - UH	8	LB	30	29	59	7.38
14	Kpogba, Lee - WVU	8	LB	24	35	59	7.38
15	Jones, Matt - Baylor	8	LB	38	20	58	7.25
16	Logan Jr., Kenny - KU	8	S	42	15	57	7.13
17	Morris, Jamal - UH	7	LB	26	23	49	7.00
18	Yates, Walter - UCF	7	LB	32	17	49	7.00
19	Bobby, Devyn - Baylor	8	S	38	17	55	6.88
20	Obiazor, Namdi - TCU	8	LB	34	19	53	6.63
21	Wilson, Anthony - WVU	8	S	37	16	53	6.63
22	Vongphachanh, Aj - BYU	8	LB	22	31	53	6.63
23	Hodge, Jamoi - TCU	8	LB	22	29	51	6.38
24	Jones, Dorian - UC	7	LB	16	26	42	6.00
25	Bowman, Billy - OU	8	DB	29	18	47	5.88
26	Wakley, Crew - BYU	8	S	25	22	47	5.88
27	Sigle, Marques - KState	8	S	34	11	45	5.63
28	Oliver, Collin - OSU	8	LB	27	17	44	5.50
29	Booker, Austin - KU	8	DL	34	10	44	5.50
30	Hill Jr., Anthony - UT	8	LB	25	18	43	5.38
31	Bishop Jr., Beanie - WVU	8	CB	36	7	43	5.38
32	Kanak, Jaren - OU	8	LB	19	24	43	5.38
33	Burroughs, O.J. - KU	8	S	35	8	43	5.38
34	Slade, Ethan - BYU	8	DB	28	15	43	5.38
35	Moore, Austin - KState	8	LB	26	16	42	5.25
36	Verdon, Malik - IowaSt	7	DB	20	16	36	5.14
37	Hunter, Lee - UCF	8	DL	23	18	41	5.13
38	Taylor-Demerson, Dadrion - TTU	8	DB	28	13	41	5.13
39	Fleming, Malik - UH	7	DB	27	8	35	5.00
40	Threats, Bryon - UC	8	S	26	14	40	5.00
41	Savage, Kobe - KState	8	S	24	16	40	5.00
42	Martinez, Nikai - UCF	8	DB	31	9	40	5.00
43	Miller, Rich - KU	8	LB	27	12	39	4.88
44	Banks Jr., Shad - TCU	8	LB	31	8	39	4.88
45	Henderson, Demari - UCF	8	DB	25	13	38	4.75
46	Perry, Mark - TCU	8	S	32	6	38	4.75
47	Brooks, Antonio - UH	6	DB	22	6	28	4.67
48	Lewis, Kip - OU	8	LB	22	15	37	4.63
49	Robinson, Jakob - BYU	8	CB	27	10	37	4.63
50	Floyd, Marcis - WVU	8	S	23	14	37	4.63

SACKS (Minimum Games Played Pct. 75%)

#	Player	G	Pos	Solo	Ast	Total	Avg/g
1	Ceaser, Nelson - UH	7	DL	6	0	6	0.86
2	Booker, Austin - KU	8	DL	5	2	6	0.75
3	Morris-Brash, Tre'mon - UCF	8	DL	5	1	5.5	0.69
4	Caldwell, Jamaree - UH	8	DL	5	1	5.5	0.69
5	Oliver, Collin - OSU	8	LB	4	2	5	0.63
6	Murphy II, Byron - UT	8	DL	4	1	4.5	0.56
7	Lawrence, Malachi - UCF	8	DL	4	1	4.5	0.56
8	Martin, Nickolas - OSU	8	LB	4	0	4	0.50
9	Jones, Matt - Baylor	8	LB	4	0	4	0.50
10	Burke, Ethan - UT	7	DL	3	1	3.5	0.50
11	Downs, Ethan - OU	8	DL	3	1	3.5	0.44
12	Singleton, J.R. - IowaSt	8	DL	3	1	3.5	0.44
13	Kpogba, Lee - WVU	8	LB	3	0	3	0.38
14	Lovett, Zachary - IowaSt	8	LB	2	2	3	0.38
15	Obiazor, Namdi - TCU	8	LB	3	0	3	0.38
16	Sorrell, Barryn - UT	8	DL	3	0	3	0.38
17	Duke, Khalid - KState	8	DE	3	0	3	0.38
18	Bradford Jr., Tony - TTU	8	DL	2	2	3	0.38
19	Lockhart, Mike - WVU	8	DL	2	1	2.5	0.31
20	Petersen, Joey - IowaSt	8	DE	2	1	2.5	0.31

TACKLES FOR LOSS (Minimum Games Played Pct. 75%, 1.25 Total

Tackles For Loss/Game)

#	Player	G	Pos	Solo	Ast	Total	Avg/g
1	Stutsman, Danny - OU	7	LB	8	6	11	1.57
2	Martin, Nickolas - OSU	8	LB	9	4	11	1.38
3	Jones, Matt - Baylor	8	LB	10	2	11	1.38
4	Pace, Deshawn - UC	7	LB	8	3	9.5	1.36
5	Oliver, Collin - OSU	8	LB	9	3	10.5	1.31
6	Booker, Austin - KU	8	DL	9	2	10	1.25
7	Morris-Brash, Tre'mon - UCF	8	DL	9	2	10	1.25



**2023-24 Big 12 Football
Individual Statistics
In Conference games**

FUMBLES FORCED (Minimum Games Played Pct. 75%)

#	Player	G	No.	Avg/g
1	Lanz, Cooper - Baylor	7	2	0.29
2	Stutsman, Danny - OU	7	2	0.29
3	Purnell, Desmond - KState	8	2	0.25
4	Henderson, Demari - UCF	8	2	0.25
5	Booker, Austin - KU	8	2	0.25
6	Oliver, Collin - OSU	8	2	0.25
7	Manjack IV, Joseph - UH	6	1	0.17
8	Lee III, Will - KState	6	1	0.17
9	Cooper, Jeremiah - IowaSt	6	1	0.17
10	Esters III, Charles - TTU	7	1	0.14

FUMBLES RECOVERED (Minimum Games Played Pct. 75%)

#	Player	G	No.	Avg/g
1	Henderson, Demari - UCF	8	3	0.38
2	Jenkins, Caden - Baylor	8	2	0.25
3	Dingle, Jack - UC	8	2	0.25
4	Purnell, Desmond - KState	8	2	0.25
5	Benson, Xavier - OSU	8	2	0.25
6	Clement, Hudson - WVU	6	1	0.17
7	Manjack IV, Joseph - UH	6	1	0.17
8	Bledsoe, Jaray - UT	6	1	0.17
9	Lee III, Will - KState	6	1	0.17
10	Vaughns, Byron - Baylor	7	1	0.14

PASSES DEFENDED (Minimum Games Played Pct. 75%)

#	Player	G	Brup	Int.	Total	Avg/g
1	Bishop Jr., Beanie - WVU	8	18	2	20	2.50
2	Parrish, Jacob - KState	7	5	3	8	1.14
3	Dotson, Ra'Mello - KU	8	5	3	8	1.00
4	Lee III, Will - KState	6	5	1	6	1.00
5	Cooper, Jeremiah - IowaSt	6	4	2	6	1.00
6	Freyler, Beau - IowaSt	8	5	3	8	1.00
7	Robinson, Jakob - BYU	8	6	2	8	1.00
8	Bowman, Billy - OU	8	3	5	8	1.00
9	Thornton, Corey - UCF	8	6	1	7	0.88
10	Brooks, Terrance - UT	8	5	2	7	0.88
11	Wakley, Crew - BYU	8	6	1	7	0.88
12	Epps, Cameron - OSU	8	4	3	7	0.88
13	Tampa, T.J. - IowaSt	8	5	2	7	0.88
14	Pace, Deshawn - UC	7	5	1	6	0.86
15	Lux, Bralyn - TTU	7	6	0	6	0.86
16	Fleming, Malik - UH	7	5	1	6	0.86
17	Sigle, Marques - KState	8	5	1	6	0.75
18	Clark, Bud - TCU	8	5	1	6	0.75
19	Heckard, Eddie - BYU	8	4	2	6	0.75
20	Robinson, Jereme - KU	8	6	0	6	0.75

INTERCEPTIONS (Minimum Games Played Pct. 75%)

#	Player	G	No.	Yds	TD	Long	Avg/g
1	Bowman, Billy - OU	8	5	193	2	100	0.63
2	Parrish, Jacob - KState	7	3	37	0	26	0.43
3	Epps, Cameron - OSU	8	3	51	1	35	0.38
4	Savage, Kobe - KState	8	3	7	0	7	0.38
5	Taylor-Demerson, Dadrion - TTU	8	3	23	0	23	0.38
6	Dotson, Ra'Mello - KU	8	3	90	2	50	0.38
7	Freyler, Beau - IowaSt	8	3	18	0	18	0.38
8	Taaffe, Michael - UT	8	3	45	0	45	0.38
9	Jenkins, Caden - Baylor	8	3	11	0	6	0.38
10	Cooper, Jeremiah - IowaSt	6	2	0	0	0	0.33



**2023-24 Big 12 Football
Extended Team Leaders
In Conference games**

SCORING OFFENSE

Team	G	TD	FG	XPT	2XP	DXP	Saf	Pts	Avg/G
Kansas St.	8	41	6	35	2	1	0	305	38.13
Oklahoma	8	36	10	34	0	0	1	282	35.25
Texas	8	30	17	27	1	1	0	262	32.75
Oklahoma St.	8	29	20	27	0	0	0	261	32.63
West Virginia	8	32	11	30	1	0	0	257	32.13
UCF	8	32	6	29	0	1	0	241	30.13
Kansas	8	33	6	25	0	0	0	241	30.13
Iowa St.	8	25	16	23	1	0	0	223	27.88
TCU	8	27	9	25	0	0	0	214	26.75
Texas Tech	8	26	9	24	2	0	0	211	26.38
Houston	8	23	4	21	1	0	1	175	21.88
Baylor	8	20	12	10	3	0	0	172	21.5
Cincinnati	8	19	8	16	1	0	0	156	19.5
BYU	8	18	8	16	1	0	0	150	18.75

TOTAL DEFENSE

Team	G	Rush	Pass	Plays	Yards	Avg/P	TD	Avg/G
Texas	8	621	2253	531	2874	5.41	18	359.25
Iowa St.	8	1040	1893	544	2933	5.39	21	366.63
Kansas St.	8	1274	1739	551	3013	5.47	19	376.63
TCU	8	1350	1699	558	3049	5.46	21	381.13
Texas Tech	8	1281	1787	550	3068	5.58	22	383.5
Oklahoma	8	1361	1935	582	3296	5.66	20	412
Cincinnati	8	1482	1867	507	3349	6.61	29	418.63
West Virginia	8	1334	2020	550	3354	6.1	31	419.25
Kansas	8	1411	1957	559	3368	6.03	27	421
Baylor	8	1459	2077	521	3536	6.79	36	442
Houston	8	1471	2075	589	3546	6.02	35	443.25
BYU	8	1651	1903	568	3554	6.26	29	444.25
UCF	8	1798	1804	577	3602	6.24	30	450.25
Oklahoma St.	8	1458	2230	548	3688	6.73	30	461

SCORING DEFENSE

Team	G	TD	FG	XPT	2XP	DXP	Saf	Pts	Avg/G
Texas	8	18	11	15	0	0	0	156	19.5
Kansas St.	8	20	11	16	0	0	0	169	21.13
Iowa St.	8	23	8	18	1	1	1	186	23.25
Texas Tech	8	23	10	21	1	0	0	191	23.88
Oklahoma	8	22	15	17	0	0	0	194	24.25
TCU	8	22	14	19	2	0	0	197	24.63
Kansas	8	27	13	20	2	2	0	229	28.63
Oklahoma St.	8	31	6	25	1	0	1	233	29.13
West Virginia	8	32	5	31	0	0	0	238	29.75
Cincinnati	8	31	10	30	0	0	0	246	30.75
UCF	8	32	11	27	2	0	0	256	32
BYU	8	34	11	34	0	0	0	271	33.88
Houston	8	37	10	33	1	0	0	287	35.88
Baylor	8	39	7	36	3	0	0	297	37.13

TOTAL OFFENSE PLAYS

Team	G	Rush	Pass	Plays	Yards	Avg/P	TD	Avg/G
Oklahoma	8	1432	2388	597	3820	6.4	34	477.5
TCU	8	1095	2545	596	3640	6.11	26	455
Oklahoma St.	8	1471	2255	590	3726	6.32	28	465.75
Baylor	8	760	2186	590	2946	4.99	18	368.25
Texas Tech	8	1392	1750	577	3142	5.45	24	392.75
Cincinnati	8	1656	1539	573	3195	5.58	19	399.38
West Virginia	8	1961	1640	571	3601	6.31	32	450.13
Kansas St.	8	1674	1789	571	3463	6.06	39	432.88
Texas	8	1510	2259	567	3769	6.65	28	471.13
UCF	8	1677	1901	525	3578	6.82	31	447.25
BYU	8	887	1571	508	2458	4.84	16	307.25
Iowa St.	8	1042	1957	501	2999	5.99	25	374.88
Kansas	8	1574	1571	486	3145	6.47	28	393.13
Houston	8	860	1888	483	2748	5.69	20	343.5

TOUCHDOWNS SCORED

Team	G	TD	FG	XPT	2XP	DXP	Saf	Pts	Avg/G
Kansas St.	8	41	6	35	2	1	0	305	38.13
Oklahoma	8	36	10	34	0	0	1	282	35.25
Kansas	8	33	6	25	0	0	0	241	30.13
West Virginia	8	32	11	30	1	0	0	257	32.13
UCF	8	32	6	29	0	1	0	241	30.13
Texas	8	30	17	27	1	1	0	262	32.75
Oklahoma St.	8	29	20	27	0	0	0	261	32.63
TCU	8	27	9	25	0	0	0	214	26.75
Texas Tech	8	26	9	24	2	0	0	211	26.38
Iowa St.	8	25	16	23	1	0	0	223	27.88
Houston	8	23	4	21	1	0	1	175	21.88
Baylor	8	20	12	10	3	0	0	172	21.5
Cincinnati	8	19	8	16	1	0	0	156	19.5
BYU	8	18	8	16	1	0	0	150	18.75

TOTAL OFFENSE YARDS

Team	G	Rush	Pass	Plays	Yards	Avg/P	TD	Avg/G
Oklahoma	8	1432	2388	597	3820	6.4	34	477.5
Texas	8	1510	2259	567	3769	6.65	28	471.13
Oklahoma St.	8	1471	2255	590	3726	6.32	28	465.75
TCU	8	1095	2545	596	3640	6.11	26	455
West Virginia	8	1961	1640	571	3601	6.31	32	450.13
UCF	8	1677	1901	525	3578	6.82	31	447.25
Kansas St.	8	1674	1789	571	3463	6.06	39	432.88
Cincinnati	8	1656	1539	573	3195	5.58	19	399.38
Kansas	8	1574	1571	486	3145	6.47	28	393.13
Texas Tech	8	1392	1750	577	3142	5.45	24	392.75
Iowa St.	8	1042	1957	501	2999	5.99	25	374.88
Baylor	8	760	2186	590	2946	4.99	18	368.25
Houston	8	860	1888	483	2748	5.69	20	343.5
BYU	8	887	1571	508	2458	4.84	16	307.25



**2023-24 Big 12 Football
Extended Team Leaders
In Conference games**

PTS SCORED KICKING

Team	G	TD	FG	XPT	2XP	DXP	Saf	Pts	Avg/G
Kansas St.	8	41	6	35	2	1	0	305	38.13
Oklahoma	8	36	10	34	0	0	1	282	35.25
Texas	8	30	17	27	1	1	0	262	32.75
Oklahoma St.	8	29	20	27	0	0	0	261	32.63
West Virginia	8	32	11	30	1	0	0	257	32.13
UCF	8	32	6	29	0	1	0	241	30.13
Kansas	8	33	6	25	0	0	0	241	30.13
Iowa St.	8	25	16	23	1	0	0	223	27.88
TCU	8	27	9	25	0	0	0	214	26.75
Texas Tech	8	26	9	24	2	0	0	211	26.38
Houston	8	23	4	21	1	0	1	175	21.88
Baylor	8	20	12	10	3	0	0	172	21.5
Cincinnati	8	19	8	16	1	0	0	156	19.5
BYU	8	18	8	16	1	0	0	150	18.75

TOTAL OFF. AVG/PLAY

Team	G	Rush	Pass	Plays	Yards	Avg/P	TD	Avg/G
UCF	8	1677	1901	525	3578	6.82	31	447.25
Texas	8	1510	2259	567	3769	6.65	28	471.13
Kansas	8	1574	1571	486	3145	6.47	28	393.13
Oklahoma	8	1432	2388	597	3820	6.4	34	477.5
Oklahoma St.	8	1471	2255	590	3726	6.32	28	465.75
West Virginia	8	1961	1640	571	3601	6.31	32	450.13
TCU	8	1095	2545	596	3640	6.11	26	455
Kansas St.	8	1674	1789	571	3463	6.06	39	432.88
Iowa St.	8	1042	1957	501	2999	5.99	25	374.88
Houston	8	860	1888	483	2748	5.69	20	343.5
Cincinnati	8	1656	1539	573	3195	5.58	19	399.38
Texas Tech	8	1392	1750	577	3142	5.45	24	392.75
Baylor	8	760	2186	590	2946	4.99	18	368.25
BYU	8	887	1571	508	2458	4.84	16	307.25

TOTAL OFFENSE

Team	G	Rush	Pass	Plays	Yards	Avg/P	TD	Avg/G
Oklahoma	8	1432	2388	597	3820	6.4	34	477.5
Texas	8	1510	2259	567	3769	6.65	28	471.13
Oklahoma St.	8	1471	2255	590	3726	6.32	28	465.75
TCU	8	1095	2545	596	3640	6.11	26	455
West Virginia	8	1961	1640	571	3601	6.31	32	450.13
UCF	8	1677	1901	525	3578	6.82	31	447.25
Kansas St.	8	1674	1789	571	3463	6.06	39	432.88
Cincinnati	8	1656	1539	573	3195	5.58	19	399.38
Kansas	8	1574	1571	486	3145	6.47	28	393.13
Texas Tech	8	1392	1750	577	3142	5.45	24	392.75
Iowa St.	8	1042	1957	501	2999	5.99	25	374.88
Baylor	8	760	2186	590	2946	4.99	18	368.25
Houston	8	860	1888	483	2748	5.69	20	343.5
BYU	8	887	1571	508	2458	4.84	16	307.25

TOTAL OFFENSE TDS

Team	G	Rush	Pass	Plays	Yards	Avg/P	TD	Avg/G
Kansas St.	8	1674	1789	571	3463	6.06	39	432.88
Oklahoma	8	1432	2388	597	3820	6.4	34	477.5
West Virginia	8	1961	1640	571	3601	6.31	32	450.13
UCF	8	1677	1901	525	3578	6.82	31	447.25
Texas	8	1510	2259	567	3769	6.65	28	471.13
Oklahoma St.	8	1471	2255	590	3726	6.32	28	465.75
Kansas	8	1574	1571	486	3145	6.47	28	393.13
TCU	8	1095	2545	596	3640	6.11	26	455
Iowa St.	8	1042	1957	501	2999	5.99	25	374.88
Texas Tech	8	1392	1750	577	3142	5.45	24	392.75
Houston	8	860	1888	483	2748	5.69	20	343.5
Cincinnati	8	1656	1539	573	3195	5.58	19	399.38
Baylor	8	760	2186	590	2946	4.99	18	368.25
BYU	8	887	1571	508	2458	4.84	16	307.25

RUSHING OFFENSE

Team	G	Att	Yards	Avg/A	Long	TD	Avg/G
West Virginia	8	358	1961	5.48	47	22	245.13
UCF	8	311	1677	5.39	92	15	209.63
Kansas St.	8	326	1674	5.13	70	21	209.25
Cincinnati	8	332	1656	4.99	63	8	207
Kansas	8	304	1574	5.18	75	16	196.75
Texas	8	309	1510	4.89	67	17	188.75
Oklahoma St.	8	270	1471	5.45	75	18	183.88
Oklahoma	8	322	1432	4.45	64	18	179
Texas Tech	8	305	1392	4.56	54	12	174
TCU	8	259	1095	4.23	35	11	136.88
Iowa St.	8	258	1042	4.04	59	12	130.25
BYU	8	235	887	3.77	55	6	110.88
Houston	8	215	860	4	58	3	107.5
Baylor	8	267	760	2.85	28	7	95

RUSHING TDS

Team	G	Att	Yards	Avg/A	Long	TD	Avg/G
West Virginia	8	358	1961	5.48	47	22	245.13
Kansas St.	8	326	1674	5.13	70	21	209.25
Oklahoma St.	8	270	1471	5.45	75	18	183.88
Oklahoma	8	322	1432	4.45	64	18	179
Texas	8	309	1510	4.89	67	17	188.75
Kansas	8	304	1574	5.18	75	16	196.75
UCF	8	311	1677	5.39	92	15	209.63
Texas Tech	8	305	1392	4.56	54	12	174
Iowa St.	8	258	1042	4.04	59	12	130.25
TCU	8	259	1095	4.23	35	11	136.88
Cincinnati	8	332	1656	4.99	63	8	207
Baylor	8	267	760	2.85	28	7	95
BYU	8	235	887	3.77	55	6	110.88
Houston	8	215	860	4	58	3	107.5



**2023-24 Big 12 Football
Extended Team Leaders
In Conference games**

RUSHING DEFENSE

Team	G	Att	Yards	Avg/A	Long	TD	Avg/G
Texas	8	222	621	2.8	44	5	77.63
Iowa St.	8	267	1040	3.9	71	7	130
Kansas St.	8	265	1274	4.81	54	9	159.25
Texas Tech	8	294	1281	4.36	60	12	160.13
West Virginia	8	262	1334	5.09	58	12	166.75
TCU	8	314	1350	4.3	55	12	168.75
Oklahoma	8	303	1361	4.49	54	11	170.13
Kansas	8	314	1411	4.49	67	18	176.38
Oklahoma St.	8	301	1458	4.84	92	12	182.25
Baylor	8	288	1459	5.07	79	19	182.38
Houston	8	333	1471	4.42	62	19	183.88
Cincinnati	8	273	1482	5.43	75	18	185.25
BYU	8	308	1651	5.36	59	10	206.38
UCF	8	327	1798	5.5	75	22	224.75

PASS EFFICIENCY

Team	G	Comp-Att-Int	Pct.	Yds	Avg/G	TD	Effic
Oklahoma	8	181 - 275 - 4	65.82	2388	298.50	16	155.05
Texas	8	181 - 258 - 7	70.16	2259	282.38	11	152.35
UCF	8	124 - 214 - 6	57.94	1901	237.63	16	151.63
Iowa St.	8	157 - 243 - 5	64.61	1957	244.63	13	145.80
Kansas	8	104 - 182 - 7	57.14	1571	196.38	12	143.72
Kansas St.	8	152 - 245 - 6	62.04	1789	223.63	18	142.72
Houston	8	170 - 268 - 11	63.43	1888	236.00	17	135.33
TCU	8	211 - 337 - 11	62.61	2545	318.13	15	134.21
West Virginia	8	111 - 213 - 7	52.11	1640	205.00	10	125.71
Baylor	8	194 - 323 - 4	60.06	2186	273.25	11	125.67
Texas Tech	8	165 - 272 - 9	60.66	1750	218.75	12	122.65
Oklahoma St.	8	188 - 320 - 9	58.75	2255	281.88	10	122.63
Cincinnati	8	142 - 241 - 7	58.92	1539	192.38	11	121.82
BYU	8	149 - 273 - 8	54.58	1571	196.38	10	109.14

YARDS PER RUSH

Team	G	Att	Yards	Avg/A	Long	TD	Avg/G
West Virginia	8	358	1961	5.48	47	22	245.13
Oklahoma St.	8	270	1471	5.45	75	18	183.88
UCF	8	311	1677	5.39	92	15	209.63
Kansas	8	304	1574	5.18	75	16	196.75
Kansas St.	8	326	1674	5.13	70	21	209.25
Cincinnati	8	332	1656	4.99	63	8	207
Texas	8	309	1510	4.89	67	17	188.75
Texas Tech	8	305	1392	4.56	54	12	174
Oklahoma	8	322	1432	4.45	64	18	179
TCU	8	259	1095	4.23	35	11	136.88
Iowa St.	8	258	1042	4.04	59	12	130.25
Houston	8	215	860	4	58	3	107.5
BYU	8	235	887	3.77	55	6	110.88
Baylor	8	267	760	2.85	28	7	95

PASS DEFENSE EFFIC.

Team	G	Comp-Att-Int	Pct.	Yds	Avg/G	TD	Effic
Kansas St.	8	155 - 286 - 11	54.20	1739	217.38	10	109.12
Oklahoma	8	157 - 279 - 12	56.27	1935	241.88	9	116.57
Iowa St.	8	157 - 277 - 12	56.68	1893	236.63	14	122.10
Texas Tech	8	152 - 256 - 6	59.38	1787	223.38	10	126.21
TCU	8	144 - 244 - 4	59.02	1699	212.38	9	126.40
UCF	8	155 - 250 - 7	62.00	1804	225.50	8	127.57
Texas	8	192 - 309 - 7	62.14	2253	281.63	13	132.74
Cincinnati	8	138 - 234 - 5	58.97	1867	233.38	11	137.23
West Virginia	8	171 - 288 - 4	59.38	2020	252.50	19	137.28
Kansas	8	165 - 245 - 7	67.35	1957	244.63	9	140.85
BYU	8	160 - 260 - 7	61.54	1903	237.88	19	141.75
Oklahoma St.	8	147 - 247 - 10	59.51	2230	278.75	18	151.30
Houston	8	179 - 256 - 4	69.92	2075	259.38	16	155.51
Baylor	8	157 - 233 - 5	67.38	2077	259.63	17	162.05

RUSH ATTEMPTS

Team	G	Att	Yards	Avg/A	Long	TD	Avg/G
West Virginia	8	358	1961	5.48	47	22	245.13
Cincinnati	8	332	1656	4.99	63	8	207
Kansas St.	8	326	1674	5.13	70	21	209.25
Oklahoma	8	322	1432	4.45	64	18	179
UCF	8	311	1677	5.39	92	15	209.63
Texas	8	309	1510	4.89	67	17	188.75
Texas Tech	8	305	1392	4.56	54	12	174
Kansas	8	304	1574	5.18	75	16	196.75
Oklahoma St.	8	270	1471	5.45	75	18	183.88
Baylor	8	267	760	2.85	28	7	95
TCU	8	259	1095	4.23	35	11	136.88
Iowa St.	8	258	1042	4.04	59	12	130.25
BYU	8	235	887	3.77	55	6	110.88
Houston	8	215	860	4	58	3	107.5



**2023-24 Big 12 Football
Extended Team Leaders
In Conference games**

RUSH YARDS

Team	G	Att	Yards	Avg/A	Long	TD	Avg/G
West Virginia	8	358	1961	5.48	47	22	245.13
UCF	8	311	1677	5.39	92	15	209.63
Kansas St.	8	326	1674	5.13	70	21	209.25
Cincinnati	8	332	1656	4.99	63	8	207
Kansas	8	304	1574	5.18	75	16	196.75
Texas	8	309	1510	4.89	67	17	188.75
Oklahoma St.	8	270	1471	5.45	75	18	183.88
Oklahoma	8	322	1432	4.45	64	18	179
Texas Tech	8	305	1392	4.56	54	12	174
TCU	8	259	1095	4.23	35	11	136.88
Iowa St.	8	258	1042	4.04	59	12	130.25
BYU	8	235	887	3.77	55	6	110.88
Houston	8	215	860	4	58	3	107.5
Baylor	8	267	760	2.85	28	7	95



**2023-24 Big 12 Football
Extended Team Leaders
In Conference games**

PASS OFFENSE

Team	G	Comp-Att-Int	Pct.	Yds	Avg/A	TD	Avg/G
TCU	8	211 - 337 - 11	62.61	2545	7.55	15	318.13
Oklahoma	8	181 - 275 - 4	65.82	2388	8.68	16	298.50
Texas	8	181 - 258 - 7	70.16	2259	8.76	11	282.38
Oklahoma St.	8	188 - 320 - 9	58.75	2255	7.05	10	281.88
Baylor	8	194 - 323 - 4	60.06	2186	6.77	11	273.25
Iowa St.	8	157 - 243 - 5	64.61	1957	8.05	13	244.63
UCF	8	124 - 214 - 6	57.94	1901	8.88	16	237.63
Houston	8	170 - 268 - 11	63.43	1888	7.04	17	236.00
Kansas St.	8	152 - 245 - 6	62.04	1789	7.30	18	223.63
Texas Tech	8	165 - 272 - 9	60.66	1750	6.43	12	218.75
West Virginia	8	111 - 213 - 7	52.11	1640	7.70	10	205.00
Kansas	8	104 - 182 - 7	57.14	1571	8.63	12	196.38
BYU	8	149 - 273 - 8	54.58	1571	5.75	10	196.38
Cincinnati	8	142 - 241 - 7	58.92	1539	6.39	11	192.38

PASS COMP. PCT

Team	G	Comp-Att-Int	Pct.	Yds	Avg/A	TD	Avg/G
Texas	8	181 - 258 - 7	70.16	2259	8.76	11	282.38
Oklahoma	8	181 - 275 - 4	65.82	2388	8.68	16	298.50
Iowa St.	8	157 - 243 - 5	64.61	1957	8.05	13	244.63
Houston	8	170 - 268 - 11	63.43	1888	7.04	17	236.00
TCU	8	211 - 337 - 11	62.61	2545	7.55	15	318.13
Kansas St.	8	152 - 245 - 6	62.04	1789	7.30	18	223.63
Texas Tech	8	165 - 272 - 9	60.66	1750	6.43	12	218.75
Baylor	8	194 - 323 - 4	60.06	2186	6.77	11	273.25
Cincinnati	8	142 - 241 - 7	58.92	1539	6.39	11	192.38
Oklahoma St.	8	188 - 320 - 9	58.75	2255	7.05	10	281.88
UCF	8	124 - 214 - 6	57.94	1901	8.88	16	237.63
Kansas	8	104 - 182 - 7	57.14	1571	8.63	12	196.38
BYU	8	149 - 273 - 8	54.58	1571	5.75	10	196.38
West Virginia	8	111 - 213 - 7	52.11	1640	7.70	10	205.00

PASS DEFENSE

Team	G	Comp-Att-Int	Pct.	Yds	Avg/A	TD	Avg/G
TCU	8	144 - 244 - 4	59.02	1699	6.96	9	212.38
Kansas St.	8	155 - 286 - 11	54.20	1739	6.08	10	217.38
Texas Tech	8	152 - 256 - 6	59.38	1787	6.98	10	223.38
UCF	8	155 - 250 - 7	62.00	1804	7.22	8	225.50
Cincinnati	8	138 - 234 - 5	58.97	1867	7.98	11	233.38
Iowa St.	8	157 - 277 - 12	56.68	1893	6.83	14	236.63
BYU	8	160 - 260 - 7	61.54	1903	7.32	19	237.88
Oklahoma	8	157 - 279 - 12	56.27	1935	6.94	9	241.88
Kansas	8	165 - 245 - 7	67.35	1957	7.99	9	244.63
West Virginia	8	171 - 288 - 4	59.38	2020	7.01	19	252.50
Houston	8	179 - 256 - 4	69.92	2075	8.11	16	259.38
Baylor	8	157 - 233 - 5	67.38	2077	8.91	17	259.63
Oklahoma St.	8	147 - 247 - 10	59.51	2230	9.03	18	278.75
Texas	8	192 - 309 - 7	62.14	2253	7.29	13	281.63

PASS YDS/COMP.

Team	G	Comp-Att-Int	Pct.	Yds	Avg/A	TD	Avg/G
Oklahoma	8	181 - 275 - 4	65.82	2388	8.68	16	298.50
Texas	8	181 - 258 - 7	70.16	2259	8.76	11	282.38
UCF	8	124 - 214 - 6	57.94	1901	8.88	16	237.63
Iowa St.	8	157 - 243 - 5	64.61	1957	8.05	13	244.63
Kansas	8	104 - 182 - 7	57.14	1571	8.63	12	196.38
Kansas St.	8	152 - 245 - 6	62.04	1789	7.30	18	223.63
Houston	8	170 - 268 - 11	63.43	1888	7.04	17	236.00
TCU	8	211 - 337 - 11	62.61	2545	7.55	15	318.13
West Virginia	8	111 - 213 - 7	52.11	1640	7.70	10	205.00
Baylor	8	194 - 323 - 4	60.06	2186	6.77	11	273.25
Texas Tech	8	165 - 272 - 9	60.66	1750	6.43	12	218.75
Oklahoma St.	8	188 - 320 - 9	58.75	2255	7.05	10	281.88
Cincinnati	8	142 - 241 - 7	58.92	1539	6.39	11	192.38
BYU	8	149 - 273 - 8	54.58	1571	5.75	10	196.38

PASS ATTEMPTS

Team	G	Comp-Att-Int	Pct.	Yds	Avg/A	TD	Avg/G
TCU	8	211 - 337 - 11	62.61	2545	7.55	15	318.13
Baylor	8	194 - 323 - 4	60.06	2186	6.77	11	273.25
Oklahoma St.	8	188 - 320 - 9	58.75	2255	7.05	10	281.88
Oklahoma	8	181 - 275 - 4	65.82	2388	8.68	16	298.50
BYU	8	149 - 273 - 8	54.58	1571	5.75	10	196.38
Texas Tech	8	165 - 272 - 9	60.66	1750	6.43	12	218.75
Houston	8	170 - 268 - 11	63.43	1888	7.04	17	236.00
Texas	8	181 - 258 - 7	70.16	2259	8.76	11	282.38
Kansas St.	8	152 - 245 - 6	62.04	1789	7.30	18	223.63
Iowa St.	8	157 - 243 - 5	64.61	1957	8.05	13	244.63
Cincinnati	8	142 - 241 - 7	58.92	1539	6.39	11	192.38
UCF	8	124 - 214 - 6	57.94	1901	8.88	16	237.63
West Virginia	8	111 - 213 - 7	52.11	1640	7.70	10	205.00
Kansas	8	104 - 182 - 7	57.14	1571	8.63	12	196.38

PASS YDS/ATT.

Team	G	Comp-Att-Int	Pct.	Yds	Avg/A	TD	Avg/G
UCF	8	124 - 214 - 6	57.94	1901	8.88	16	237.63
Texas	8	181 - 258 - 7	70.16	2259	8.76	11	282.38
Oklahoma	8	181 - 275 - 4	65.82	2388	8.68	16	298.50
Kansas	8	104 - 182 - 7	57.14	1571	8.63	12	196.38
Iowa St.	8	157 - 243 - 5	64.61	1957	8.05	13	244.63
TCU	8	211 - 337 - 11	62.61	2545	7.55	15	318.13
West Virginia	8	111 - 213 - 7	52.11	1640	7.70	10	205.00
Kansas St.	8	152 - 245 - 6	62.04	1789	7.30	18	223.63
Oklahoma St.	8	188 - 320 - 9	58.75	2255	7.05	10	281.88
Houston	8	170 - 268 - 11	63.43	1888	7.04	17	236.00
Baylor	8	194 - 323 - 4	60.06	2186	6.77	11	273.25
Texas Tech	8	165 - 272 - 9	60.66	1750	6.43	12	218.75
Cincinnati	8	142 - 241 - 7	58.92	1539	6.39	11	192.38
BYU	8	149 - 273 - 8	54.58	1571	5.75	10	196.38



**2023-24 Big 12 Football
Extended Team Leaders
In Conference games**

PASS COMPLETIONS

Team	G	Comp-Att-Int	Pct.	Yds	Avg/A	TD	Avg/G
TCU	8	211 - 337 - 11	62.61	2545	7.55	15	318.13
Baylor	8	194 - 323 - 4	60.06	2186	6.77	11	273.25
Oklahoma St.	8	188 - 320 - 9	58.75	2255	7.05	10	281.88
Texas	8	181 - 258 - 7	70.16	2259	8.76	11	282.38
Oklahoma	8	181 - 275 - 4	65.82	2388	8.68	16	298.50
Houston	8	170 - 268 - 11	63.43	1888	7.04	17	236.00
Texas Tech	8	165 - 272 - 9	60.66	1750	6.43	12	218.75
Iowa St.	8	157 - 243 - 5	64.61	1957	8.05	13	244.63
Kansas St.	8	152 - 245 - 6	62.04	1789	7.30	18	223.63
BYU	8	149 - 273 - 8	54.58	1571	5.75	10	196.38
Cincinnati	8	142 - 241 - 7	58.92	1539	6.39	11	192.38
UCF	8	124 - 214 - 6	57.94	1901	8.88	16	237.63
West Virginia	8	111 - 213 - 7	52.11	1640	7.70	10	205.00
Kansas	8	104 - 182 - 7	57.14	1571	8.63	12	196.38

PASS INTERCEPTIONS

Team	G	Comp-Att-Int	Pct.	Yds	Avg/A	TD	Avg/G
Oklahoma	8	181 - 275 - 4	65.82	2388	8.68	16	298.50
Baylor	8	194 - 323 - 4	60.06	2186	6.77	11	273.25
Iowa St.	8	157 - 243 - 5	64.61	1957	8.05	13	244.63
UCF	8	124 - 214 - 6	57.94	1901	8.88	16	237.63
Kansas St.	8	152 - 245 - 6	62.04	1789	7.30	18	223.63
West Virginia	8	111 - 213 - 7	52.11	1640	7.70	10	205.00
Texas	8	181 - 258 - 7	70.16	2259	8.76	11	282.38
Kansas	8	104 - 182 - 7	57.14	1571	8.63	12	196.38
Cincinnati	8	142 - 241 - 7	58.92	1539	6.39	11	192.38
BYU	8	149 - 273 - 8	54.58	1571	5.75	10	196.38
Texas Tech	8	165 - 272 - 9	60.66	1750	6.43	12	218.75
Oklahoma St.	8	188 - 320 - 9	58.75	2255	7.05	10	281.88
TCU	8	211 - 337 - 11	62.61	2545	7.55	15	318.13
Houston	8	170 - 268 - 11	63.43	1888	7.04	17	236.00

PASS YARDS

Team	G	Comp-Att-Int	Pct.	Yds	Avg/A	TD	Avg/G
TCU	8	211 - 337 - 11	62.61	2545	7.55	15	318.13
Oklahoma	8	181 - 275 - 4	65.82	2388	8.68	16	298.50
Texas	8	181 - 258 - 7	70.16	2259	8.76	11	282.38
Oklahoma St.	8	188 - 320 - 9	58.75	2255	7.05	10	281.88
Baylor	8	194 - 323 - 4	60.06	2186	6.77	11	273.25
Iowa St.	8	157 - 243 - 5	64.61	1957	8.05	13	244.63
UCF	8	124 - 214 - 6	57.94	1901	8.88	16	237.63
Houston	8	170 - 268 - 11	63.43	1888	7.04	17	236.00
Kansas St.	8	152 - 245 - 6	62.04	1789	7.30	18	223.63
Texas Tech	8	165 - 272 - 9	60.66	1750	6.43	12	218.75
West Virginia	8	111 - 213 - 7	52.11	1640	7.70	10	205.00
Kansas	8	104 - 182 - 7	57.14	1571	8.63	12	196.38
BYU	8	149 - 273 - 8	54.58	1571	5.75	10	196.38
Cincinnati	8	142 - 241 - 7	58.92	1539	6.39	11	192.38

PASSING TDS

Team	G	Comp-Att-Int	Pct.	Yds	Avg/A	TD	Avg/G
Kansas St.	8	152 - 245 - 6	62.04	1789	7.30	18	223.63
Houston	8	170 - 268 - 11	63.43	1888	7.04	17	236.00
UCF	8	124 - 214 - 6	57.94	1901	8.88	16	237.63
Oklahoma	8	181 - 275 - 4	65.82	2388	8.68	16	298.50
TCU	8	211 - 337 - 11	62.61	2545	7.55	15	318.13
Iowa St.	8	157 - 243 - 5	64.61	1957	8.05	13	244.63
Texas Tech	8	165 - 272 - 9	60.66	1750	6.43	12	218.75
Kansas	8	104 - 182 - 7	57.14	1571	8.63	12	196.38
Texas	8	181 - 258 - 7	70.16	2259	8.76	11	282.38
Cincinnati	8	142 - 241 - 7	58.92	1539	6.39	11	192.38
Baylor	8	194 - 323 - 4	60.06	2186	6.77	11	273.25
West Virginia	8	111 - 213 - 7	52.11	1640	7.70	10	205.00
Oklahoma St.	8	188 - 320 - 9	58.75	2255	7.05	10	281.88
BYU	8	149 - 273 - 8	54.58	1571	5.75	10	196.38

FIELD GOALS

Team	G	Made	Att	Pct
Texas Tech	8	9	10	90
Iowa St.	8	16	18	88.89
Texas	8	17	20	85
Oklahoma St.	8	20	25	80
Cincinnati	8	8	10	80
BYU	8	8	10	80
Baylor	8	12	15	80
West Virginia	8	11	14	78.57
Kansas St.	8	6	8	75
Oklahoma	8	10	16	62.5
TCU	8	9	15	60
Kansas	8	6	10	60
UCF	8	6	11	54.55
Houston	8	4	8	50

PATS KICKS MADE

Team	G	Made	Att	Pct
Kansas St.	8	35	37	94.59
Oklahoma	8	34	34	100
West Virginia	8	30	30	100
UCF	8	29	30	96.67
Texas	8	27	27	100
Oklahoma St.	8	27	28	96.43
TCU	8	25	26	96.15
Kansas	8	25	27	92.59
Texas Tech	8	24	24	100
Iowa St.	8	23	24	95.83
Houston	8	21	21	100
Cincinnati	8	16	16	100
BYU	8	16	16	100
Baylor	8	10	12	83.33



**2023-24 Big 12 Football
Extended Team Leaders
In Conference games**

FIELD GOALS ATTEMPTED

Team	G	Made	Att	Pct
Oklahoma St.	8	20	25	80
Texas	8	17	20	85
Iowa St.	8	16	18	88.89
Oklahoma	8	10	16	62.5
TCU	8	9	15	60
Baylor	8	12	15	80
West Virginia	8	11	14	78.57
UCF	8	6	11	54.55
Texas Tech	8	9	10	90
Kansas	8	6	10	60
Cincinnati	8	8	10	80
BYU	8	8	10	80
Kansas St.	8	6	8	75
Houston	8	4	8	50

NET YARDS PER PUNT

Team	G	No.	Yards	Avg/P	Ret.	Avg/R	TB	Net/P
Texas Tech	8	32	1513	47.28	36	4.50	4	43.66
Cincinnati	8	33	1449	43.91	64	4.57	0	41.97
West Virginia	8	28	1195	42.68	0	0.00	1	41.96
BYU	8	39	1891	48.49	235	16.79	3	40.92
Kansas	8	24	970	40.42	-6	-3.00	0	40.67
Houston	8	38	1547	40.71	38	4.75	0	39.71
Oklahoma St.	8	34	1409	41.44	26	2.89	2	39.50
Texas	8	24	1036	43.17	57	6.33	2	39.13
Kansas St.	8	29	1268	43.72	171	21.38	0	37.83
Oklahoma	8	31	1279	41.26	80	5.71	2	37.39
Baylor	8	24	1017	42.38	136	15.11	0	36.71
TCU	8	26	1040	40.00	69	11.50	1	36.58
Iowa St.	8	36	1458	40.50	104	8.00	3	35.94
UCF	8	26	1039	39.96	131	14.56	0	34.92

FIELD GOALS MADE

Team	G	Made	Att	Pct
Oklahoma St.	8	20	25	80
Texas	8	17	20	85
Iowa St.	8	16	18	88.89
Baylor	8	12	15	80
West Virginia	8	11	14	78.57
Oklahoma	8	10	16	62.5
Texas Tech	8	9	10	90
TCU	8	9	15	60
Cincinnati	8	8	10	80
BYU	8	8	10	80
UCF	8	6	11	54.55
Kansas St.	8	6	8	75
Kansas	8	6	10	60
Houston	8	4	8	50

AVG YARDS PER PUNT

Team	G	No.	Yards	Avg/P	Ret.	Avg/R	TB	Net/P
BYU	8	39	1891	48.49	235	16.79	3	40.92
Houston	8	38	1547	40.71	38	4.75	0	39.71
Iowa St.	8	36	1458	40.50	104	8.00	3	35.94
Oklahoma St.	8	34	1409	41.44	26	2.89	2	39.50
Cincinnati	8	33	1449	43.91	64	4.57	0	41.97
Texas Tech	8	32	1513	47.28	36	4.50	4	43.66
Oklahoma	8	31	1279	41.26	80	5.71	2	37.39
Kansas St.	8	29	1268	43.72	171	21.38	0	37.83
West Virginia	8	28	1195	42.68	0	0.00	1	41.96
UCF	8	26	1039	39.96	131	14.56	0	34.92
TCU	8	26	1040	40.00	69	11.50	1	36.58
Texas	8	24	1036	43.17	57	6.33	2	39.13
Kansas	8	24	970	40.42	-6	-3.00	0	40.67
Baylor	8	24	1017	42.38	136	15.11	0	36.71

PAT KICKING

Team	G	Made	Att	Pct
West Virginia	8	30	30	100
Texas Tech	8	24	24	100
Texas	8	27	27	100
Oklahoma	8	34	34	100
Houston	8	21	21	100
Cincinnati	8	16	16	100
BYU	8	16	16	100
UCF	8	29	30	96.67
Oklahoma St.	8	27	28	96.43
TCU	8	25	26	96.15
Iowa St.	8	23	24	95.83
Kansas St.	8	35	37	94.59
Kansas	8	25	27	92.59
Baylor	8	10	12	83.33

NUMBER OF PUNTS

Team	G	No.	Yards	Avg/P	Ret.	Avg/R	TB	Net/P
BYU	8	39	1891	48.49	235	16.79	3	40.92
Houston	8	38	1547	40.71	38	4.75	0	39.71
Iowa St.	8	36	1458	40.50	104	8.00	3	35.94
Oklahoma St.	8	34	1409	41.44	26	2.89	2	39.50
Cincinnati	8	33	1449	43.91	64	4.57	0	41.97
Texas Tech	8	32	1513	47.28	36	4.50	4	43.66
Oklahoma	8	31	1279	41.26	80	5.71	2	37.39
Kansas St.	8	29	1268	43.72	171	21.38	0	37.83
West Virginia	8	28	1195	42.68	0	0.00	1	41.96
UCF	8	26	1039	39.96	131	14.56	0	34.92
TCU	8	26	1040	40.00	69	11.50	1	36.58
Texas	8	24	1036	43.17	57	6.33	2	39.13
Kansas	8	24	970	40.42	-6	-3.00	0	40.67
Baylor	8	24	1017	42.38	136	15.11	0	36.71



**2023-24 Big 12 Football
Extended Team Leaders
In Conference games**

PAT KICK ATTEMPTS

Team	G	Made	Att	Pct
Kansas St.	8	35	37	94.59
Oklahoma	8	34	34	100
West Virginia	8	30	30	100
UCF	8	29	30	96.67
Oklahoma St.	8	27	28	96.43
Texas	8	27	27	100
Kansas	8	25	27	92.59
TCU	8	25	26	96.15
Texas Tech	8	24	24	100
Iowa St.	8	23	24	95.83
Houston	8	21	21	100
Cincinnati	8	16	16	100
BYU	8	16	16	100
Baylor	8	10	12	83.33

YARDS PUNTED

Team	G	No.	Yards	Avg/P	Ret.	Avg/R	TB	Net/P
BYU	8	39	1891	48.49	235	16.79	3	40.92
Houston	8	38	1547	40.71	38	4.75	0	39.71
Texas Tech	8	32	1513	47.28	36	4.50	4	43.66
Iowa St.	8	36	1458	40.50	104	8.00	3	35.94
Cincinnati	8	33	1449	43.91	64	4.57	0	41.97
Oklahoma St.	8	34	1409	41.44	26	2.89	2	39.50
Oklahoma	8	31	1279	41.26	80	5.71	2	37.39
Kansas St.	8	29	1268	43.72	171	21.38	0	37.83
West Virginia	8	28	1195	42.68	0	0.00	1	41.96
TCU	8	26	1040	40.00	69	11.50	1	36.58
UCF	8	26	1039	39.96	131	14.56	0	34.92
Texas	8	24	1036	43.17	57	6.33	2	39.13
Baylor	8	24	1017	42.38	136	15.11	0	36.71
Kansas	8	24	970	40.42	-6	-3.00	0	40.67

PUNT RETURN AVG

Team	G	No	Yards	TD	Long	Avg.
Kansas	8	4	110	1	82	27.5
Texas Tech	8	8	169	1	43	21.13
Baylor	8	11	190	0	70	17.27
Texas	8	14	240	2	74	17.14
TCU	8	9	84	0	21	9.33
Iowa St.	8	9	67	0	33	7.44
West Virginia	8	12	87	0	20	7.25
UCF	8	8	38	0	12	4.75
BYU	8	13	61	0	31	4.69
Houston	8	9	33	0	14	3.67
Oklahoma St.	8	7	20	0	14	2.86
Oklahoma	8	12	32	0	22	2.67
Cincinnati	8	7	13	0	12	1.86
Kansas St.	8	8	-3	0	5	-0.38

KICK RETURNS

Team	G	No.	Yards	TD	Long	Avg.
Houston	8	24	574	2	100	23.92
BYU	8	23	429	0	40	18.65
Baylor	8	23	485	0	34	21.09
TCU	8	19	374	0	40	19.68
Oklahoma St.	8	18	427	0	40	23.72
Kansas	8	18	357	0	43	19.83
Texas Tech	8	17	443	1	100	26.06
Texas	8	16	273	0	45	17.06
Oklahoma	8	16	286	0	32	17.88
West Virginia	8	13	255	0	33	19.62
UCF	8	11	221	0	51	20.09
Kansas St.	8	10	151	0	38	15.10
Cincinnati	8	10	161	0	37	16.10
Iowa St.	8	5	202	0	72	40.40

PUNT RETURNS

Team	G	No	Yards	TD	Long	Avg.
Texas	8	14	240	2	74	17.14
BYU	8	13	61	0	31	4.69
West Virginia	8	12	87	0	20	7.25
Oklahoma	8	12	32	0	22	2.67
Baylor	8	11	190	0	70	17.27
TCU	8	9	84	0	21	9.33
Iowa St.	8	9	67	0	33	7.44
Houston	8	9	33	0	14	3.67
UCF	8	8	38	0	12	4.75
Texas Tech	8	8	169	1	43	21.13
Kansas St.	8	8	-3	0	5	-0.38
Oklahoma St.	8	7	20	0	14	2.86
Cincinnati	8	7	13	0	12	1.86
Kansas	8	4	110	1	82	27.5

KICK RETURN YARDS

Team	G	No.	Yards	TD	Long	Avg.
Houston	8	24	574	2	100	23.92
Baylor	8	23	485	0	34	21.09
Texas Tech	8	17	443	1	100	26.06
BYU	8	23	429	0	40	18.65
Oklahoma St.	8	18	427	0	40	23.72
TCU	8	19	374	0	40	19.68
Kansas	8	18	357	0	43	19.83
Oklahoma	8	16	286	0	32	17.88
Texas	8	16	273	0	45	17.06
West Virginia	8	13	255	0	33	19.62
UCF	8	11	221	0	51	20.09
Iowa St.	8	5	202	0	72	40.40
Cincinnati	8	10	161	0	37	16.10
Kansas St.	8	10	151	0	38	15.10



**2023-24 Big 12 Football
Extended Team Leaders
In Conference games**

PUNT RETURN YARDS

Team	G	No	Yards	TD	Long	Avg.
Texas	8	14	240	2	74	17.14
Baylor	8	11	190	0	70	17.27
Texas Tech	8	8	169	1	43	21.13
Kansas	8	4	110	1	82	27.5
West Virginia	8	12	87	0	20	7.25
TCU	8	9	84	0	21	9.33
Iowa St.	8	9	67	0	33	7.44
BYU	8	13	61	0	31	4.69
UCF	8	8	38	0	12	4.75
Houston	8	9	33	0	14	3.67
Oklahoma	8	12	32	0	22	2.67
Oklahoma St.	8	7	20	0	14	2.86
Cincinnati	8	7	13	0	12	1.86
Kansas St.	8	8	-3	0	5	-0.38

KICK RETURN TDS

Team	G	No.	Yards	TD	Long	Avg.
Houston	8	24	574	2	100	23.92
Texas Tech	8	17	443	1	100	26.06
West Virginia	8	13	255	0	33	19.62
UCF	8	11	221	0	51	20.09
Texas	8	16	273	0	45	17.06
TCU	8	19	374	0	40	19.68
Oklahoma St.	8	18	427	0	40	23.72
Oklahoma	8	16	286	0	32	17.88
Kansas St.	8	10	151	0	38	15.10
Kansas	8	18	357	0	43	19.83
Iowa St.	8	5	202	0	72	40.40
Cincinnati	8	10	161	0	37	16.10
BYU	8	23	429	0	40	18.65
Baylor	8	23	485	0	34	21.09

PUNT RETURN TDS

Team	G	No	Yards	TD	Long	Avg.
Texas	8	14	240	2	74	17.14
Texas Tech	8	8	169	1	43	21.13
Kansas	8	4	110	1	82	27.5
West Virginia	8	12	87	0	20	7.25
UCF	8	8	38	0	12	4.75
TCU	8	9	84	0	21	9.33
Oklahoma St.	8	7	20	0	14	2.86
Oklahoma	8	12	32	0	22	2.67
Kansas St.	8	8	-3	0	5	-0.38
Iowa St.	8	9	67	0	33	7.44
Houston	8	9	33	0	14	3.67
Cincinnati	8	7	13	0	12	1.86
BYU	8	13	61	0	31	4.69
Baylor	8	11	190	0	70	17.27

KICKOFF RETURNS

Team	G	No	Yards	TD	Long	Avg.
Texas Tech	8	43	1799	1	100	41.84
Texas	8	53	2184	0	45	41.21
Baylor	8	37	1522	0	34	41.14
Oklahoma St.	8	56	2287	0	40	40.84
BYU	8	33	1332	0	40	40.36
Oklahoma	8	52	2091	0	32	40.21
Iowa St.	8	49	1947	0	72	39.73
West Virginia	8	49	1926	0	33	39.31
Kansas St.	8	54	2116	0	38	39.19
Kansas	8	47	1842	0	43	39.19
UCF	8	43	1627	0	51	37.84
Cincinnati	8	34	1265	0	37	37.21
TCU	8	44	1612	0	40	36.64
Houston	8	32	1145	2	100	35.78



**2023-24 Big 12 Football
Extended Team Leaders
In Conference games**

INTERCEPTION RETURN AVG

Team	G	No.	Yards	TD	Long	Avg.
Houston	8	4	107	1	57	26.75
BYU	8	7	171	1	42	24.43
Kansas	8	7	150	3	50	21.43
TCU	8	4	76	1	40	19.00
Oklahoma	8	12	227	2	100	18.92
Oklahoma St.	8	10	166	1	35	16.60
UCF	8	7	92	0	28	13.14
Texas	8	7	92	0	45	13.14
West Virginia	8	4	51	0	31	12.75
Cincinnati	8	5	61	0	25	12.20
Kansas St.	8	11	122	1	45	11.09
Texas Tech	8	6	53	0	23	8.83
Iowa St.	8	12	62	0	30	5.17
Baylor	8	5	11	0	6	2.20

FUMBLE RETURNS

Team	G	No.	Yards	TD	Long	Avg.
West Virginia	8	4	0	0	0	0.00
UCF	8	4	87	1	87	21.75
Texas Tech	8	1	0	0	0	0.00
Texas	8	5	0	0	0	0.00
TCU	8	1	0	0	0	0.00
Oklahoma St.	8	6	0	0	0	0.00
Oklahoma	8	4	0	0	0	0.00
Kansas St.	8	7	15	1	15	2.14
Kansas	8	4	28	1	22	7.00
Iowa St.	8	3	6	0	6	2.00
Houston	8	3	0	0	0	0.00
Cincinnati	8	2	0	0	0	0.00
BYU	8	4	0	1	0	0.00
Baylor	8	7	97	2	72	13.86

INTERCEPTION RETURNS

Team	G	No.	Yards	TD	Long	Avg.
Oklahoma	8	12	227	2	100	18.92
Iowa St.	8	12	62	0	30	5.17
Kansas St.	8	11	122	1	45	11.09
Oklahoma St.	8	10	166	1	35	16.60
UCF	8	7	92	0	28	13.14
Texas	8	7	92	0	45	13.14
Kansas	8	7	150	3	50	21.43
BYU	8	7	171	1	42	24.43
Texas Tech	8	6	53	0	23	8.83
Cincinnati	8	5	61	0	25	12.20
Baylor	8	5	11	0	6	2.20
West Virginia	8	4	51	0	31	12.75
TCU	8	4	76	1	40	19.00
Houston	8	4	107	1	57	26.75

FUMBLE RETURN YARDS

Team	G	No.	Yards	TD	Long	Avg.
Baylor	8	7	97	2	72	13.86
UCF	8	4	87	1	87	21.75
Kansas	8	4	28	1	22	7.00
Kansas St.	8	7	15	1	15	2.14
Iowa St.	8	3	6	0	6	2.00
West Virginia	8	4	0	0	0	0.00
Texas Tech	8	1	0	0	0	0.00
Texas	8	5	0	0	0	0.00
TCU	8	1	0	0	0	0.00
Oklahoma St.	8	6	0	0	0	0.00
Oklahoma	8	4	0	0	0	0.00
Houston	8	3	0	0	0	0.00
Cincinnati	8	2	0	0	0	0.00
BYU	8	4	0	1	0	0.00

INTERCEPTION RET YARDS

Team	G	No.	Yards	TD	Long	Avg.
Oklahoma	8	12	227	2	100	18.92
BYU	8	7	171	1	42	24.43
Oklahoma St.	8	10	166	1	35	16.60
Kansas	8	7	150	3	50	21.43
Kansas St.	8	11	122	1	45	11.09
Houston	8	4	107	1	57	26.75
UCF	8	7	92	0	28	13.14
Texas	8	7	92	0	45	13.14
TCU	8	4	76	1	40	19.00
Iowa St.	8	12	62	0	30	5.17
Cincinnati	8	5	61	0	25	12.20
Texas Tech	8	6	53	0	23	8.83
West Virginia	8	4	51	0	31	12.75
Baylor	8	5	11	0	6	2.20

FUMBLE RETURN TDS

Team	G	No.	Yards	TD	Long	Avg.
Baylor	8	7	97	2	72	13.86
UCF	8	4	87	1	87	21.75
Kansas St.	8	7	15	1	15	2.14
Kansas	8	4	28	1	22	7.00
BYU	8	4	0	1	0	0.00
West Virginia	8	4	0	0	0	0.00
Texas Tech	8	1	0	0	0	0.00
Texas	8	5	0	0	0	0.00
TCU	8	1	0	0	0	0.00
Oklahoma St.	8	6	0	0	0	0.00
Oklahoma	8	4	0	0	0	0.00
Iowa St.	8	3	6	0	6	2.00
Houston	8	3	0	0	0	0.00
Cincinnati	8	2	0	0	0	0.00



**2023-24 Big 12 Football
Extended Team Leaders
In Conference games**

INTERCEPTION RETURN TDS

Team	G	No.	Yards	TD	Long	Avg.
Kansas	8	7	150	3	50	21.43
Oklahoma	8	12	227	2	100	18.92
TCU	8	4	76	1	40	19.00
Oklahoma St.	8	10	166	1	35	16.60
Kansas St.	8	11	122	1	45	11.09
Houston	8	4	107	1	57	26.75
BYU	8	7	171	1	42	24.43
West Virginia	8	4	51	0	31	12.75
UCF	8	7	92	0	28	13.14
Texas Tech	8	6	53	0	23	8.83
Texas	8	7	92	0	45	13.14
Iowa St.	8	12	62	0	30	5.17
Cincinnati	8	5	61	0	25	12.20
Baylor	8	5	11	0	6	2.20

FUMBLE RECOVERED

Team	G	No.	Yards	TD	Long	Avg.
Kansas St.	8	7	15	1	15	2.14
Baylor	8	7	97	2	72	13.86
Oklahoma St.	8	6	0	0	0	0.00
Texas	8	5	0	0	0	0.00
West Virginia	8	4	0	0	0	0.00
UCF	8	4	87	1	87	21.75
Oklahoma	8	4	0	0	0	0.00
Kansas	8	4	28	1	22	7.00
BYU	8	4	0	1	0	0.00
Iowa St.	8	3	6	0	6	2.00
Houston	8	3	0	0	0	0.00
Cincinnati	8	2	0	0	0	0.00
Texas Tech	8	1	0	0	0	0.00
TCU	8	1	0	0	0	0.00

FUMBLE RETURN AVG

Team	G	No.	Yards	TD	Long	Avg.
UCF	8	4	87	1	87	21.75
Baylor	8	7	97	2	72	13.86
Kansas	8	4	28	1	22	7.00
Kansas St.	8	7	15	1	15	2.14
Iowa St.	8	3	6	0	6	2.00
West Virginia	8	4	0	0	0	0.00
Texas Tech	8	1	0	0	0	0.00
Texas	8	5	0	0	0	0.00
TCU	8	1	0	0	0	0.00
Oklahoma St.	8	6	0	0	0	0.00
Oklahoma	8	4	0	0	0	0.00
Houston	8	3	0	0	0	0.00
Cincinnati	8	2	0	0	0	0.00
BYU	8	4	0	1	0	0.00

TURNOVER MARGIN

Team	Lost				Gained			Margin	Per/G
	G	Fum	Int	Tot	Fum	Int	Tot		
Kansas St.	8	2	6	8	7	11	18	10	1.25
Iowa St.	8	1	5	6	3	12	15	9	1.13
Oklahoma	8	6	4	10	4	12	16	6	0.75
Oklahoma St.	8	3	9	12	6	10	16	4	0.50
Baylor	8	6	4	10	7	5	12	2	0.25
Kansas	8	3	7	10	4	7	11	1	0.13
UCF	8	5	6	11	4	7	11	0	0.00
Texas	8	6	7	13	5	7	12	-1	-0.13
West Virginia	8	3	7	10	4	4	8	-2	-0.25
BYU	8	7	8	15	4	7	11	-4	-0.50
Texas Tech	8	3	9	12	1	6	7	-5	-0.63
Cincinnati	8	5	7	12	2	5	7	-5	-0.63
Houston	8	2	11	13	3	4	7	-6	-0.75
TCU	8	3	11	14	1	4	5	-9	-1.13

FIRST DOWNS

Team	G	Rush	Pass	Pen	Total	Avg/G
TCU	8	69	123	10	202	25.25
Oklahoma	8	78	101	15	194	24.25
West Virginia	8	105	63	22	190	23.75
Kansas St.	8	90	86	13	189	23.63
Texas	8	73	100	7	180	22.5
Oklahoma St.	8	57	112	10	179	22.38
UCF	8	82	75	15	172	21.5
Texas Tech	8	82	77	10	169	21.13
Cincinnati	8	87	72	7	166	20.75
Baylor	8	53	99	7	159	19.88
Kansas	8	72	71	13	156	19.5
Iowa St.	8	47	85	9	141	17.63
Houston	8	50	81	9	140	17.5
BYU	8	53	74	13	140	17.5

3RD-DOWN CONVERSIONS

Team	G	Conv.	Att.	Pct.
UCF	8	50	102	49.02
Kansas St.	8	53	109	48.62
TCU	8	55	117	47.01
West Virginia	8	48	112	42.86
Kansas	8	39	91	42.86
Oklahoma	8	47	111	42.34
Iowa St.	8	46	114	40.35
Cincinnati	8	44	114	38.6
Oklahoma St.	8	44	117	37.61
Texas Tech	8	45	120	37.5
Texas	8	37	102	36.27
Baylor	8	43	122	35.25
Houston	8	35	101	34.65
BYU	8	28	103	27.18



**2023-24 Big 12 Football
Extended Team Leaders
In Conference games**

1ST DOWNS RUSHING

Team	G	Rush	Pass	Pen	Total	Avg/G
West Virginia	8	105	63	22	190	23.75
Kansas St.	8	90	86	13	189	23.63
Cincinnati	8	87	72	7	166	20.75
UCF	8	82	75	15	172	21.5
Texas Tech	8	82	77	10	169	21.13
Oklahoma	8	78	101	15	194	24.25
Texas	8	73	100	7	180	22.5
Kansas	8	72	71	13	156	19.5
TCU	8	69	123	10	202	25.25
Oklahoma St.	8	57	112	10	179	22.38
BYU	8	53	74	13	140	17.5
Baylor	8	53	99	7	159	19.88
Houston	8	50	81	9	140	17.5
Iowa St.	8	47	85	9	141	17.63

OPT 3RD-DN CONVERT

Team	G	Conv.	Att.	Pct.
Texas	8	25	102	24.51
Kansas St.	8	31	113	27.43
Oklahoma	8	34	118	28.81
Iowa St.	8	37	109	33.94
TCU	8	41	116	35.34
Oklahoma St.	8	46	112	41.07
West Virginia	8	44	106	41.51
Cincinnati	8	44	106	41.51
Texas Tech	8	50	116	43.1
Kansas	8	48	107	44.86
UCF	8	48	106	45.28
Baylor	8	50	103	48.54
BYU	8	59	113	52.21
Houston	8	57	108	52.78

1ST DOWNS PASSING

Team	G	Rush	Pass	Pen	Total	Avg/G
TCU	8	69	123	10	202	25.25
Oklahoma St.	8	57	112	10	179	22.38
Oklahoma	8	78	101	15	194	24.25
Texas	8	73	100	7	180	22.5
Baylor	8	53	99	7	159	19.88
Kansas St.	8	90	86	13	189	23.63
Iowa St.	8	47	85	9	141	17.63
Houston	8	50	81	9	140	17.5
Texas Tech	8	82	77	10	169	21.13
UCF	8	82	75	15	172	21.5
BYU	8	53	74	13	140	17.5
Cincinnati	8	87	72	7	166	20.75
Kansas	8	72	71	13	156	19.5
West Virginia	8	105	63	22	190	23.75

4TH-DOWN CONVERSIONS

Team	G	Conv.	Att.	Pct.
Oklahoma	8	8	12	66.67
Iowa St.	8	7	11	63.64
Texas	8	11	18	61.11
Texas Tech	8	17	28	60.71
UCF	8	7	12	58.33
West Virginia	8	11	19	57.89
TCU	8	9	18	50
Oklahoma St.	8	6	13	46.15
BYU	8	9	20	45
Kansas St.	8	6	14	42.86
Baylor	8	12	36	33.33
Cincinnati	8	7	22	31.82
Kansas	8	4	13	30.77
Houston	8	2	15	13.33

1ST DOWNS BY PENALTY

Team	G	Rush	Pass	Pen	Total	Avg/G
West Virginia	8	105	63	22	190	23.75
UCF	8	82	75	15	172	21.5
Oklahoma	8	78	101	15	194	24.25
Kansas St.	8	90	86	13	189	23.63
Kansas	8	72	71	13	156	19.5
BYU	8	53	74	13	140	17.5
Texas Tech	8	82	77	10	169	21.13
TCU	8	69	123	10	202	25.25
Oklahoma St.	8	57	112	10	179	22.38
Iowa St.	8	47	85	9	141	17.63
Houston	8	50	81	9	140	17.5
Texas	8	73	100	7	180	22.5
Cincinnati	8	87	72	7	166	20.75
Baylor	8	53	99	7	159	19.88

OPP 4TH-DN CONVERT

Team	G	Conv.	Att.	Pct.
Oklahoma St.	8	2	17	11.76
TCU	8	7	22	31.82
BYU	8	6	17	35.29
Texas	8	8	20	40
Texas Tech	8	6	14	42.86
Baylor	8	6	13	46.15
Kansas St.	8	14	29	48.28
UCF	8	7	14	50
Houston	8	8	15	53.33
Iowa St.	8	13	24	54.17
West Virginia	8	10	18	55.56
Oklahoma	8	14	25	56
Kansas	8	7	12	58.33
Cincinnati	8	8	11	72.73



**2023-24 Big 12 Football
Extended Team Leaders
In Conference games**

OPPONENT 1ST DOWNS

Team	G	Rush	Pass	Pen	Total	Avg/G
Kansas St.	8	61	79	10	150	18.75
Texas	8	39	102	12	153	19.13
TCU	8	70	71	16	157	19.63
Iowa St.	8	61	84	15	160	20
Oklahoma St.	8	69	84	8	161	20.13
Texas Tech	8	68	80	14	162	20.25
Cincinnati	8	78	74	14	166	20.75
Baylor	8	68	94	6	168	21
Oklahoma	8	70	85	14	169	21.13
West Virginia	8	74	90	8	172	21.5
Kansas	8	74	94	12	180	22.5
BYU	8	86	89	10	185	23.13
UCF	8	93	91	13	197	24.63
Houston	8	87	102	8	197	24.63



**2023-24 Big 12 Football
Extended Team Leaders
In Conference games**

SACKS BY

Team	G	No.	Yards	Avg/G
Texas	8	21	143	2.63
West Virginia	8	18	123	2.25
Houston	8	18	101	2.25
Kansas	8	17	116	2.13
UCF	8	15	130	1.88
Iowa St.	8	15	100	1.88
Oklahoma St.	8	14	82	1.75
Kansas St.	8	14	98	1.75
Texas Tech	8	13	100	1.63
TCU	8	13	86	1.63
Oklahoma	8	13	83	1.63
Baylor	8	11	76	1.38
Cincinnati	8	8	47	1
BYU	8	5	58	0.63

KICKOFF COVERAGE

Team	G	No	Yards	Avg.	Ret.	TB	NetAvg
Texas Tech	8	43	2741	63.74	215	26	38.33
Texas	8	53	3408	64.3	243	31	44.53
Baylor	8	37	2260	61.08	387	6	41.08
Oklahoma St.	8	56	3492	62.36	180	28	41.61
BYU	8	33	2085	63.18	203	21	34.27
Oklahoma	8	52	3247	62.44	284	26	43.1
Iowa St.	8	49	3030	61.84	424	24	44.04
West Virginia	8	49	3036	61.96	586	14	49.61
Kansas St.	8	54	3299	61.09	497	20	47.09
Kansas	8	47	2848	60.6	163	32	35.98
UCF	8	43	2544	59.16	441	19	42.16
Cincinnati	8	34	2057	60.5	253	14	44.44
TCU	8	44	2694	61.23	348	27	36.59
Houston	8	32	1979	61.84	414	16	31.41

SACKS AGAINST

Team	G	No.	Yards	Avg/G
West Virginia	8	3	18	0.38
Oklahoma St.	8	3	30	0.38
Texas Tech	8	11	78	1.38
Kansas	8	11	93	1.38
Iowa St.	8	11	64	1.38
Oklahoma	8	13	74	1.63
Kansas St.	8	13	96	1.63
UCF	8	15	115	1.88
TCU	8	16	93	2
BYU	8	16	121	2
Houston	8	17	114	2.13
Texas	8	18	108	2.25
Cincinnati	8	20	123	2.5
Baylor	8	28	216	3.5

RED ZONE OFFENSE

Team	G	Scores	Pct.	TDs	(R-P)	FGs	TurnO
Iowa St.	8	25 - 25	100.00	15	9 - 6	10 - 10	0
Kansas St.	8	36 - 40	90.00	32	19 - 13	4 - 6	2
UCF	8	23 - 26	88.46	19	12 - 7	4 - 6	0
West Virginia	8	33 - 39	84.62	24	20 - 4	9 - 9	4
Oklahoma	8	33 - 39	84.62	24	15 - 9	9 - 13	2
Oklahoma St.	8	32 - 39	82.05	18	13 - 5	14 - 17	4
Kansas	8	22 - 27	81.48	16	11 - 5	6 - 8	3
Texas Tech	8	25 - 31	80.65	19	11 - 8	6 - 6	5
Texas	8	22 - 30	73.33	13	9 - 4	9 - 10	6
Houston	8	11 - 15	73.33	8	1 - 7	3 - 3	4
Cincinnati	8	17 - 24	70.83	11	6 - 5	6 - 8	4
BYU	8	17 - 24	70.83	11	5 - 6	6 - 8	5
Baylor	8	23 - 33	69.70	14	7 - 7	9 - 12	6
TCU	8	20 - 30	66.67	17	8 - 9	3 - 3	9

PENALTIES

Team	G	No.	Yards	Avg/G
Baylor	8	28	202	25.25
Oklahoma St.	8	36	304	38
Kansas St.	8	35	312	39
Iowa St.	8	38	322	40.25
BYU	8	40	339	42.38
West Virginia	8	40	340	42.5
Cincinnati	8	38	343	42.88
Kansas	8	37	357	44.63
TCU	8	46	385	48.13
Texas	8	51	404	50.5
Houston	8	44	406	50.75
Oklahoma	8	53	415	51.88
UCF	8	50	425	53.13
Texas Tech	8	47	441	55.13

RED ZONE DEFENSE

Team	G	Scores	Pct.	TDs	(R-P)	FGs	TurnO
Texas	8	18 - 27	66.67	11	4 - 7	7 - 8	7
Oklahoma	8	20 - 28	71.43	13	9 - 4	7 - 9	6
Iowa St.	8	15 - 21	71.43	13	7 - 6	2 - 3	4
Baylor	8	26 - 35	74.29	21	11 - 10	5 - 7	6
Kansas St.	8	20 - 26	76.92	12	7 - 5	8 - 9	4
UCF	8	35 - 45	77.78	25	19 - 6	10 - 15	4
Oklahoma St.	8	15 - 19	78.95	11	7 - 4	4 - 5	3
BYU	8	27 - 33	81.82	18	8 - 10	9 - 10	5
Cincinnati	8	28 - 34	82.35	20	13 - 7	8 - 10	3
TCU	8	24 - 29	82.76	15	9 - 6	9 - 9	5
West Virginia	8	23 - 27	85.19	19	9 - 10	4 - 6	2
Texas Tech	8	23 - 27	85.19	16	10 - 6	7 - 8	2
Houston	8	30 - 35	85.71	24	18 - 6	6 - 8	2
Kansas	8	35 - 36	97.22	23	15 - 8	12 - 12	1



OPPONENT PENALTIES

Team	G	No.	Yards	Avg/G
West Virginia	8	56	522	65.25
BYU	8	58	481	60.13
Kansas St.	8	49	434	54.25
Oklahoma St.	8	43	372	46.5
UCF	8	41	368	46
Kansas	8	39	357	44.63
Iowa St.	8	41	344	43
Oklahoma	8	42	341	42.63
Houston	8	38	340	42.5
TCU	8	37	320	40
Baylor	8	36	319	39.88
Texas Tech	8	34	282	35.25
Cincinnati	8	37	273	34.13
Texas	8	32	242	30.25

TIME OF POSSESSION

Team	G	Total possession	Avg/G
West Virginia	8	274:33	34:19
Baylor	8	255:24	31:55
Texas	8	254:58	31:52
Iowa St.	8	252:24	31:33
Cincinnati	8	248:09	31:01
Kansas St.	8	248:06	31:01
Oklahoma St.	8	243:04	30:23
Kansas	8	234:48	29:21
Texas Tech	8	232:04	29:01
BYU	8	229:19	28:40
Oklahoma	8	228:04	28:31
UCF	8	223:38	27:57
TCU	8	217:52	27:14
Houston	8	215:25	26:56



**2023-24 Big 12 Football
Conference Individual Game Highs
In Conference games**

INDIVIDUAL PLAYER GAME HIGHS

Points scored	
30	Avery Johnson (Kansas St.) at Texas Tech (10/14/2023)
24	Ollie Gordon (Oklahoma St.) at West Virginia (10/21/2023)
24	DJ Giddens (Kansas St.) vs UCF (09/23/2023)
Touchdowns	
5	Avery Johnson (Kansas St.) at Texas Tech (10/14/2023)
4	Ollie Gordon (Oklahoma St.) at West Virginia (10/21/2023)
4	DJ Giddens (Kansas St.) vs UCF (09/23/2023)
TD responsibility	
8	Dillon Gabriel (Oklahoma) vs West Virginia (11/11/2023) [3r,5p]
Points scored kicking	
17	Alex Hale (Oklahoma St.) vs Kansas St. (10/06/2023) [5fg,2pat]
Total offense yards	
473	Dillon Gabriel (Oklahoma) vs West Virginia (11/11/2023) [50r,423p]
465	Josh Hoover (TCU) vs BYU (10/14/2023) [26r,439p]
Total offense plays	
59	Josh Hoover (TCU) vs BYU (10/14/2023) [1r,58p]
56	Josh Hoover (TCU) at Texas Tech (11/02/2023) [4r,52p]
56	Kedon Slovis (BYU) at Kansas (09/23/2023) [5r,51p]
56	Emory Jones (Cincinnati) vs Oklahoma (09/23/2023) [15r,41p]
Total offense yards/play	
42	Jaylin Noel (Iowa St.) vs Kansas (11/04/2023) [42-1]
35	Xavier Worthy (Texas) at Baylor (09/23/2023) [35-1]
Rushing yards	
282	Ollie Gordon (Oklahoma St.) at West Virginia (10/21/2023)
271	Ollie Gordon (Oklahoma St.) vs Cincinnati (10/28/2023)
Rushing attempts	
33	Tahj Brooks (Texas Tech) at Kansas (11/11/2023)
33	Ollie Gordon (Oklahoma St.) vs Oklahoma (11/04/2023)
Yards per rush	
54	Jake Strong (Texas Tech) vs Kansas St. (10/14/2023) [54-1]
26	Josh Hoover (TCU) vs BYU (10/14/2023) [26-1]
Rushing TDs	
5	Avery Johnson (Kansas St.) at Texas Tech (10/14/2023)
4	Ollie Gordon (Oklahoma St.) at West Virginia (10/21/2023)
4	DJ Giddens (Kansas St.) vs UCF (09/23/2023)
Longest rush	
92	RJ Harvey (UCF) vs Oklahoma St. (11/11/2023)
79	Johnny Richardson (UCF) vs Baylor (09/30/2023)
Passing yards	
439	Josh Hoover (TCU) vs BYU (10/14/2023)
423	Dillon Gabriel (Oklahoma) vs West Virginia (11/11/2023)
Passing attempts	
58	Josh Hoover (TCU) vs BYU (10/14/2023)
52	Josh Hoover (TCU) at Texas Tech (11/02/2023)
Passing TDs	
5	Dillon Gabriel (Oklahoma) vs West Virginia (11/11/2023)
5	Jason Bean (Kansas) at Oklahoma St. (10/14/2023)
Longest pass	
86	John Rhys Plumlee (UCF) at Oklahoma (10/21/2023)
81	Josh Hoover (TCU) vs Baylor (11/18/2023)
Passes completed	



**2023-24 Big 12 Football
Conference Individual Game Highs
In Conference games**

37	Josh Hoover (TCU) vs BYU (10/14/2023)
32	Josh Hoover (TCU) at Texas Tech (11/02/2023)
32	Donovan Smith (Houston) vs Texas (10/21/2023)
Had intercepted	
3	Donovan Smith (Houston) vs Cincinnati (11/11/2023)
3	Alan Bowman (Oklahoma St.) at UCF (11/11/2023)
3	John Rhys Plumlee (UCF) vs West Virginia (10/28/2023)
3	Jake Strong (Texas Tech) at BYU (10/21/2023)
3	Jake Strong (Texas Tech) vs Kansas St. (10/14/2023)
3	Will Howard (Kansas St.) at Oklahoma St. (10/06/2023)
Pass completion pct	
100	Joseph Manjack IV (Houston) vs Oklahoma St. (11/18/2023) [1-1]
100	Sawyer Robertson (Baylor) at TCU (11/18/2023) [1-1]
100	Parker Kingston (BYU) vs Iowa St. (11/11/2023) [1-1]
100	Timmy McClain (UCF) vs Oklahoma St. (11/11/2023) [1-1]
100	Jordan Nabors (Baylor) at Kansas St. (11/11/2023) [1-1]
100	Nicco Marchiol (West Virginia) vs BYU (11/04/2023) [4-4]
100	Jaylin Noel (Iowa St.) vs Kansas (11/04/2023) [1-1]
100	Nicco Marchiol (West Virginia) at UCF (10/28/2023) [1-1]
100	Jake Rubley (Kansas St.) vs Houston (10/28/2023) [1-1]
100	Ryan Sanborn (Texas) at Houston (10/21/2023) [1-1]
100	Grant Tisdale (TCU) vs BYU (10/14/2023) [1-1]
100	Savion Red (Texas) vs Oklahoma (N) (10/07/2023) [1-1]
100	Brennan Presley (Oklahoma St.) vs Kansas St. (10/06/2023) [1-1]
100	J.J. Kohl (Iowa St.) at Oklahoma (09/30/2023) [4-4]
100	LJ Martin (BYU) vs Cincinnati (09/29/2023) [1-1]
100	Xavier Worthy (Texas) at Baylor (09/23/2023) [1-1]
100	Traylon Ray (West Virginia) vs Texas Tech (09/23/2023) [1-1]
Pass yards/attempt	
42	Jaylin Noel (Iowa St.) vs Kansas (11/04/2023) [42-1]
35	Xavier Worthy (Texas) at Baylor (09/23/2023) [35-1]
Pass yards/catch	
42	Jaylin Noel (Iowa St.) vs Kansas (11/04/2023) [42-1]
35	Xavier Worthy (Texas) at Baylor (09/23/2023) [35-1]
Receiving yards	
189	Brennan Presley (Oklahoma St.) at Houston (11/18/2023)
178	Jared Wiley (TCU) vs Baylor (11/18/2023)
Receptions	
15	Brennan Presley (Oklahoma St.) at Houston (11/18/2023)
12	Drake Stoops (Oklahoma) at Oklahoma St. (11/04/2023)
Yards per catch	
122	Ollie Gordon (Oklahoma St.) vs Kansas (10/14/2023) [6-116]
110	Jared Wiley (TCU) vs Baylor (11/18/2023) [7-178]
Receiving TDs	
3	Drake Stoops (Oklahoma) vs West Virginia (11/11/2023)
3	Kobe Hudson (UCF) vs Oklahoma St. (11/11/2023)
Longest reception	
86	Javon Baker (UCF) at Oklahoma (10/21/2023)
81	Jared Wiley (TCU) vs Baylor (11/18/2023)
Field goal attempts	
6	Alex Hale (Oklahoma St.) vs Kansas St. (10/06/2023)
5	Alex Hale (Oklahoma St.) vs Kansas (10/14/2023)
5	Griffin Kell (TCU) at Houston (09/16/2023)
Field goals made	
5	Alex Hale (Oklahoma St.) vs Kansas St. (10/06/2023)



**2023-24 Big 12 Football
Conference Individual Game Highs
In Conference games**

4	Bert Auburn (Texas) vs Kansas St. (11/04/2023)
4	Isaiah Hankins (Baylor) at Cincinnati (10/21/2023)
4	Alex Hale (Oklahoma St.) vs Kansas (10/14/2023)
Longest field goal	
56	Griffin Kell (TCU) vs Texas (11/11/2023)
55	Gino Garcia (Texas Tech) vs TCU (11/02/2023)
Field goal pct	
100	Bert Auburn (Texas) at Iowa St. (11/18/2023) [3-3]
100	Gino Garcia (Texas Tech) vs UCF (11/18/2023) [1-1]
100	Alex Hale (Oklahoma St.) at Houston (11/18/2023) [3-3]
100	Isaiah Hankins (Baylor) at TCU (11/18/2023) [1-1]
100	Will Ferrin (BYU) vs Oklahoma (11/18/2023) [1-1]
100	Chase Contreras (Iowa St.) at BYU (11/11/2023) [1-1]
100	Bert Auburn (Texas) at TCU (11/11/2023) [3-3]
100	Griffin Kell (TCU) vs Texas (11/11/2023) [2-2]
100	Zach Schmit (Oklahoma) vs West Virginia (11/11/2023) [1-1]
100	Carter Brown (Cincinnati) at Houston (11/11/2023) [1-1]
100	Alex Hale (Oklahoma St.) at UCF (11/11/2023) [1-1]
100	Colton Boomer (UCF) vs Oklahoma St. (11/11/2023) [1-1]
100	Chris Tennant (Kansas St.) vs Baylor (11/11/2023) [1-1]
100	Seth Keller (Kansas) vs Texas Tech (11/11/2023) [2-2]
100	Michael Hayes (West Virginia) vs BYU (11/04/2023) [3-3]
100	Chase Contreras (Iowa St.) vs Kansas (11/04/2023) [2-2]
100	Carter Brown (Cincinnati) vs UCF (11/04/2023) [2-2]
100	Alex Hale (Oklahoma St.) vs Oklahoma (11/04/2023) [2-2]
100	Bert Auburn (Texas) vs Kansas St. (11/04/2023) [4-4]
100	Gino Garcia (Texas Tech) vs TCU (11/02/2023) [2-2]
100	Chase Contreras (Iowa St.) at Baylor (10/28/2023) [3-3]
100	Will Ferrin (BYU) at Texas (10/28/2023) [2-2]
100	Michael Hayes (West Virginia) at UCF (10/28/2023) [2-2]
100	Chris Tennant (Kansas St.) vs TCU (10/21/2023) [2-2]
100	Griffin Kell (TCU) at Kansas St. (10/21/2023) [1-1]
100	Will Ferrin (BYU) vs Texas Tech (10/21/2023) [2-2]
100	Michael Hayes (West Virginia) vs Oklahoma St. (10/21/2023) [2-2]
100	Bert Auburn (Texas) at Houston (10/21/2023) [1-1]
100	Jack Martin (Houston) vs Texas (10/21/2023) [1-1]
100	Isaiah Hankins (Baylor) at Cincinnati (10/21/2023) [4-4]
100	Colton Boomer (UCF) at Oklahoma (10/21/2023) [3-3]
100	Chris Tennant (Kansas St.) at Texas Tech (10/14/2023) [1-1]
100	Will Ferrin (BYU) at TCU (10/14/2023) [1-1]
100	Griffin Kell (TCU) vs BYU (10/14/2023) [3-3]
100	Chase Contreras (Iowa St.) at Cincinnati (10/14/2023) [3-3]
100	Carter Brown (Cincinnati) vs Iowa St. (10/14/2023) [1-1]
100	Michael Hayes (West Virginia) at Houston (10/12/2023) [1-1]
100	Gino Garcia (Texas Tech) at Baylor (10/07/2023) [1-1]
100	Isaiah Hankins (Baylor) vs Texas Tech (10/07/2023) [2-2]
100	Bert Auburn (Texas) vs Oklahoma (N) (10/07/2023) [3-3]
100	Chase Contreras (Iowa St.) at Oklahoma (09/30/2023) [2-2]
100	Carter Brown (Cincinnati) at BYU (09/29/2023) [2-2]
100	Isaiah Hankins (Baylor) vs Texas (09/23/2023) [2-2]
100	Gino Garcia (Texas Tech) at West Virginia (09/23/2023) [2-2]
100	Michael Hayes (West Virginia) vs Texas Tech (09/23/2023) [2-2]
100	Alex Hale (Oklahoma St.) at Iowa St. (09/23/2023) [2-2]
100	Chase Contreras (Iowa St.) vs Oklahoma St. (09/23/2023) [2-2]
100	Will Ferrin (BYU) at Kansas (09/23/2023) [2-2]
100	Seth Keller (Kansas) vs BYU (09/23/2023) [1-1]



**2023-24 Big 12 Football
Conference Individual Game Highs
In Conference games**

100	Zach Schmit (Oklahoma) at Cincinnati (09/23/2023) [2-2]
PAT kicks attempted	
8	Zach Schmit (Oklahoma) vs West Virginia (11/11/2023)
8	Chris Tennant (Kansas St.) vs Baylor (11/11/2023)
PAT kicks made	
8	Zach Schmit (Oklahoma) vs West Virginia (11/11/2023)
8	Chris Tennant (Kansas St.) vs Baylor (11/11/2023)
PAT kicks pct	
100	Bert Auburn (Texas) at Iowa St. (11/18/2023) [1-1]
100	Chris Tennant (Kansas St.) at Kansas (11/18/2023) [3-3]
100	Gino Garcia (Texas Tech) vs UCF (11/18/2023) [3-3]
100	Jack Martin (Houston) vs Oklahoma St. (11/18/2023) [4-4]
100	Isaiah Hankins (Baylor) at TCU (11/18/2023) [2-2]
100	Michael Hayes (West Virginia) vs Cincinnati (11/18/2023) [6-6]
100	Carter Brown (Cincinnati) at West Virginia (11/18/2023) [3-3]
100	Griffin Kell (TCU) vs Baylor (11/18/2023) [6-6]
100	Zach Schmit (Oklahoma) at BYU (11/18/2023) [4-4]
100	Will Ferrin (BYU) vs Oklahoma (11/18/2023) [3-3]
100	Chase Contreras (Iowa St.) at BYU (11/11/2023) [6-6]
100	Will Ferrin (BYU) vs Iowa St. (11/11/2023) [1-1]
100	Bert Auburn (Texas) at TCU (11/11/2023) [2-2]
100	Griffin Kell (TCU) vs Texas (11/11/2023) [2-2]
100	Jack Martin (Houston) vs Cincinnati (11/11/2023) [2-2]
100	Carter Brown (Cincinnati) at Houston (11/11/2023) [3-3]
100	Michael Hayes (West Virginia) at Oklahoma (11/11/2023) [2-2]
100	Zach Schmit (Oklahoma) vs West Virginia (11/11/2023) [8-8]
100	Colton Boomer (UCF) vs Oklahoma St. (11/11/2023) [6-6]
100	Chris Tennant (Kansas St.) vs Baylor (11/11/2023) [8-8]
100	Gino Garcia (Texas Tech) at Kansas (11/11/2023) [1-1]
100	Seth Keller (Kansas) vs Texas Tech (11/11/2023) [1-1]
100	Will Ferrin (BYU) at West Virginia (11/04/2023) [1-1]
100	Michael Hayes (West Virginia) vs BYU (11/04/2023) [4-4]
100	Owen Piepergerdes (Kansas) at Iowa St. (11/04/2023) [2-2]
100	Seth Keller (Kansas) at Iowa St. (11/04/2023) [2-2]
100	Chase Contreras (Iowa St.) vs Kansas (11/04/2023) [1-1]
100	Carter Brown (Cincinnati) vs UCF (11/04/2023) [2-2]
100	Colton Boomer (UCF) at Cincinnati (11/04/2023) [4-4]
100	Zach Schmit (Oklahoma) at Oklahoma St. (11/04/2023) [3-3]
100	Jack Martin (Houston) at Baylor (11/04/2023) [2-2]
100	Isaiah Hankins (Baylor) vs Houston (11/04/2023) [3-3]
100	Alex Hale (Oklahoma St.) vs Oklahoma (11/04/2023) [3-3]
100	Chris Tennant (Kansas St.) at Texas (11/04/2023) [3-3]
100	Bert Auburn (Texas) vs Kansas St. (11/04/2023) [3-3]
100	Gino Garcia (Texas Tech) vs TCU (11/02/2023) [3-3]
100	Griffin Kell (TCU) at Texas Tech (11/02/2023) [4-4]
100	Carter Brown (Cincinnati) at Oklahoma St. (10/28/2023) [1-1]
100	Alex Hale (Oklahoma St.) vs Cincinnati (10/28/2023) [6-6]
100	Bert Auburn (Texas) vs BYU (10/28/2023) [5-5]
100	Chase Contreras (Iowa St.) at Baylor (10/28/2023) [3-3]
100	Michael Hayes (West Virginia) at UCF (10/28/2023) [5-5]
100	Colton Boomer (UCF) vs West Virginia (10/28/2023) [4-4]
100	Seth Keller (Kansas) vs Oklahoma (10/28/2023) [2-2]
100	Chris Tennant (Kansas St.) vs Houston (10/28/2023) [5-5]
100	Zach Schmit (Oklahoma) at Kansas (10/28/2023) [3-3]
100	Chris Tennant (Kansas St.) vs TCU (10/21/2023) [5-5]
100	Gino Garcia (Texas Tech) at BYU (10/21/2023) [2-2]



**2023-24 Big 12 Football
Conference Individual Game Highs
In Conference games**

- 100 Will Ferrin (BYU) vs Texas Tech (10/21/2023) [3-3]
- 100 Michael Hayes (West Virginia) vs Oklahoma St. (10/21/2023) [4-4]
- 100 Alex Hale (Oklahoma St.) at West Virginia (10/21/2023) [6-6]
- 100 Bert Auburn (Texas) at Houston (10/21/2023) [4-4]
- 100 Jack Martin (Houston) vs Texas (10/21/2023) [3-3]
- 100 Carter Brown (Cincinnati) vs Baylor (10/21/2023) [3-3]
- 100 Isaiah Hankins (Baylor) at Cincinnati (10/21/2023) [2-2]
- 100 Zach Schmit (Oklahoma) vs UCF (10/21/2023) [4-4]
- 100 Colton Boomer (UCF) at Oklahoma (10/21/2023) [2-2]
- 100 Gino Garcia (Texas Tech) vs Kansas St. (10/14/2023) [3-3]
- 100 Chris Tennant (Kansas St.) at Texas Tech (10/14/2023) [5-5]
- 100 Owen Piepergerdes (Kansas) at Oklahoma St. (10/14/2023) [1-1]
- 100 Griffin Kell (TCU) vs BYU (10/14/2023) [5-5]
- 100 Alex Hale (Oklahoma St.) vs Kansas (10/14/2023) [3-3]
- 100 Chase Contreras (Iowa St.) at Cincinnati (10/14/2023) [3-3]
- 100 Carter Brown (Cincinnati) vs Iowa St. (10/14/2023) [1-1]
- 100 Jack Martin (Houston) vs West Virginia (10/12/2023) [5-5]
- 100 Michael Hayes (West Virginia) at Houston (10/12/2023) [4-4]
- 100 Griffin Kell (TCU) at Iowa St. (10/07/2023) [2-2]
- 100 Gino Garcia (Texas Tech) at Baylor (10/07/2023) [4-4]
- 100 Chase Contreras (Iowa St.) vs TCU (10/07/2023) [3-3]
- 100 Seth Keller (Kansas) vs UCF (10/07/2023) [5-5]
- 100 Colton Boomer (UCF) at Kansas (10/07/2023) [2-2]
- 100 Owen Piepergerdes (Kansas) vs UCF (10/07/2023) [1-1]
- 100 Zach Schmit (Oklahoma) vs Texas (N) (10/07/2023) [4-4]
- 100 Bert Auburn (Texas) vs Oklahoma (N) (10/07/2023) [3-3]
- 100 Alex Hale (Oklahoma St.) vs Kansas St. (10/06/2023) [2-2]
- 100 Chris Tennant (Kansas St.) at Oklahoma St. (10/06/2023) [1-1]
- 100 Michael Hayes (West Virginia) at TCU (09/30/2023) [3-3]
- 100 Griffin Kell (TCU) vs West Virginia (09/30/2023) [3-3]
- 100 Zach Schmit (Oklahoma) vs Iowa St. (09/30/2023) [6-6]
- 100 Chase Contreras (Iowa St.) at Oklahoma (09/30/2023) [2-2]
- 100 Isaiah Hankins (Baylor) at UCF (09/30/2023) [2-2]
- 100 Colton Boomer (UCF) vs Baylor (09/30/2023) [5-5]
- 100 Seth Keller (Kansas) at Texas (09/30/2023) [2-2]
- 100 Bert Auburn (Texas) vs Kansas (09/30/2023) [4-4]
- 100 Jack Martin (Houston) at Texas Tech (09/30/2023) [4-4]
- 100 Gino Garcia (Texas Tech) vs Houston (09/30/2023) [7-7]
- 100 Will Ferrin (BYU) vs Cincinnati (09/29/2023) [5-5]
- 100 Carter Brown (Cincinnati) at BYU (09/29/2023) [3-3]
- 100 Colton Boomer (UCF) at Kansas St. (09/23/2023) [4-4]
- 100 Bert Auburn (Texas) at Baylor (09/23/2023) [5-5]
- 100 Michael Hayes (West Virginia) vs Texas Tech (09/23/2023) [2-2]
- 100 Gino Garcia (Texas Tech) at West Virginia (09/23/2023) [1-1]
- 100 Alex Hale (Oklahoma St.) at Iowa St. (09/23/2023) [3-3]
- 100 Chase Contreras (Iowa St.) vs Oklahoma St. (09/23/2023) [4-4]
- 100 Seth Keller (Kansas) vs BYU (09/23/2023) [5-5]
- 100 Will Ferrin (BYU) at Kansas (09/23/2023) [3-3]
- 100 Zach Schmit (Oklahoma) at Cincinnati (09/23/2023) [2-2]
- 100 Jack Martin (Houston) vs TCU (09/16/2023) [1-1]

Punts

- 8 Ryan Rehkow (BYU) vs Texas Tech (10/21/2023)
- 8 Hudson Kaak (Oklahoma St.) at Iowa St. (09/23/2023)
- 8 Tyler Perkins (Iowa St.) vs Oklahoma St. (09/23/2023)

Yards punted

- 351 Ryan Rehkow (BYU) vs Texas Tech (10/21/2023) [8-351]



**2023-24 Big 12 Football
Conference Individual Game Highs
In Conference games**

329	Hudson Kaak (Oklahoma St.) at Iowa St. (09/23/2023) [8-329]
Longest punt	
70	Ryan Rehkow (BYU) vs Texas Tech (10/21/2023)
Punting avg	
57	Jack Blumer (Kansas St.) vs UCF (09/23/2023) [57-1]
Punt returns	
4	Myles Price (Texas Tech) at BYU (10/21/2023)
4	Josh Cameron (Baylor) at Cincinnati (10/21/2023)
Punt return yards	
101	Josh Cameron (Baylor) at Kansas St. (11/11/2023)
89	Xavier Worthy (Texas) vs BYU (10/28/2023)
Longest punt return	
82	Trevor Wilson (Kansas) vs UCF (10/07/2023)
74	Xavier Worthy (Texas) vs BYU (10/28/2023)
Punt return avg	
82	Trevor Wilson (Kansas) vs UCF (10/07/2023) [82-1]
44.5	Xavier Worthy (Texas) vs BYU (10/28/2023) [89-2]
Kick returns	
5	Keelan Marion (BYU) at Texas (10/28/2023)
5	Jahiem White (West Virginia) at Houston (10/12/2023)
5	Major Everhart (TCU) at Iowa St. (10/07/2023)
5	Drae McCray (Texas Tech) at West Virginia (09/23/2023)
Kick return yards	
132	Matthew Golden (Houston) vs TCU (09/16/2023)
123	Matthew Golden (Houston) vs West Virginia (10/12/2023)
Kick return avg	
61.5	Matthew Golden (Houston) vs West Virginia (10/12/2023) [123-2]
56	Drae McCray (Texas Tech) vs Houston (09/30/2023) [112-2]
Longest kick return	
100	Matthew Golden (Houston) vs West Virginia (10/12/2023)
100	Drae McCray (Texas Tech) vs Houston (09/30/2023)
Kick return TDs	
1	Matthew Golden (Houston) vs West Virginia (10/12/2023)
1	Drae McCray (Texas Tech) vs Houston (09/30/2023)
1	Matthew Golden (Houston) vs TCU (09/16/2023)
Combined PR/KR yards	
132	Matthew Golden (Houston) vs TCU (09/16/2023) [0pr,132kr]
123	Matthew Golden (Houston) vs West Virginia (10/12/2023) [0pr,123kr]
Interceptions	
2	Demari Henderson (UCF) vs Oklahoma St. (11/11/2023)
2	Jacob Parrish (Kansas St.) at Texas (11/04/2023)
2	Dadrion Taylor-Demerson (Texas Tech) vs TCU (11/02/2023)
2	Beanie Bishop Jr. (West Virginia) at UCF (10/28/2023)
2	Kobe Savage (Kansas St.) at Texas Tech (10/14/2023)
2	Beau Freyler (Iowa St.) vs TCU (10/07/2023)
2	Cameron Epps (Oklahoma St.) vs Kansas St. (10/06/2023)
Interception return yds	
100	Billy Bowman (Oklahoma) at BYU (11/18/2023)
57	Isaiah Hamilton (Houston) vs Oklahoma St. (11/18/2023)
Interception return avg	
100	Billy Bowman (Oklahoma) at BYU (11/18/2023) [100-1]
57	Isaiah Hamilton (Houston) vs Oklahoma St. (11/18/2023) [57-1]
Longest interception rtn	
100	Billy Bowman (Oklahoma) at BYU (11/18/2023)



2023-24 Big 12 Football
Conference Individual Game Highs
In Conference games

57	Isaiah Hamilton (Houston) vs Oklahoma St. (11/18/2023)
All-purpose yards	
293	DJ Giddens (Kansas St.) vs UCF (09/23/2023)
292	Ollie Gordon (Oklahoma St.) vs Cincinnati (10/28/2023)
Tackles	
17	Nickolas Martin (Oklahoma St.) at West Virginia (10/21/2023) [10-7]
17	Nickolas Martin (Oklahoma St.) vs Kansas St. (10/06/2023) [10-7]
Sacks	
3	Nelson Ceaser (Houston) at Baylor (11/04/2023) [0-3]
3	Steve Linton (Texas Tech) at Baylor (10/07/2023) [0-3]
Tackles for loss	
3.5	Matt Jones (Baylor) at UCF (09/30/2023) [3-1]
3.5	Matt Jones (Baylor) vs Texas (09/23/2023) [3-1]
3.5	Danny Stutsman (Oklahoma) at Cincinnati (09/23/2023) [3-1]



**2023-24 Big 12 Football
Conference Individual Game Highs
In Conference games**

200-Yard Rushing Performances

- 282 Ollie Gordon (Oklahoma St.) at West Virginia (10/21/2023)
- 271 Ollie Gordon (Oklahoma St.) vs Cincinnati (10/28/2023)
- 218 Jonathon Brooks (Texas) vs Kansas (09/30/2023)
- 207 DJ Giddens (Kansas St.) vs UCF (09/23/2023)
- 206 RJ Harvey (UCF) vs Oklahoma St. (11/11/2023)
- 204 Jahiem White (West Virginia) vs Cincinnati (11/18/2023)

100-Yard Rushing Performances

- 282 Ollie Gordon (Oklahoma St.) at West Virginia (10/21/2023)
- 271 Ollie Gordon (Oklahoma St.) vs Cincinnati (10/28/2023)
- 218 Jonathon Brooks (Texas) vs Kansas (09/30/2023)
- 207 DJ Giddens (Kansas St.) vs UCF (09/23/2023)
- 206 RJ Harvey (UCF) vs Oklahoma St. (11/11/2023)
- 204 Jahiem White (West Virginia) vs Cincinnati (11/18/2023)
- 182 Tahj Brooks (Texas Tech) vs UCF (11/18/2023)
- 182 Aidan Robbins (BYU) vs Oklahoma (11/18/2023)
- 170 Tahj Brooks (Texas Tech) at Baylor (10/07/2023)
- 168 Ollie Gordon (Oklahoma St.) vs Kansas (10/14/2023)
- 164 Ollie Gordon (Oklahoma St.) at Houston (11/18/2023)
- 164 RJ Harvey (UCF) at Cincinnati (11/04/2023)
- 154 Garrett Greene (West Virginia) vs Cincinnati (11/18/2023)
- 154 Devin Neal (Kansas) vs UCF (10/07/2023)
- 152 Emani Bailey (TCU) at Iowa St. (10/07/2023)
- 149 Tahj Brooks (Texas Tech) at West Virginia (09/23/2023)
- 146 Jahiem White (West Virginia) vs BYU (11/04/2023)
- 146 Tahj Brooks (Texas Tech) vs TCU (11/02/2023)
- 146 Tawee Walker (Oklahoma) at Kansas (10/28/2023)
- 138 Devin Neal (Kansas) vs Kansas St. (11/18/2023)
- 138 Ollie Gordon (Oklahoma St.) vs Oklahoma (11/04/2023)
- 137 Devin Neal (Kansas) vs Texas Tech (11/11/2023)
- 136 Ollie Gordon (Oklahoma St.) vs Kansas St. (10/06/2023)
- 135 Gavin Sawchuk (Oklahoma) vs West Virginia (11/11/2023)
- 134 Daniel Hishaw (Kansas) vs UCF (10/07/2023)
- 133 Tahj Brooks (Texas Tech) at Kansas (11/11/2023)
- 133 RJ Harvey (UCF) at Kansas (10/07/2023)
- 129 Corey Kiner (Cincinnati) at Houston (11/11/2023)
- 129 Corey Kiner (Cincinnati) vs Baylor (10/21/2023)
- 129 Jonathon Brooks (Texas) vs Oklahoma (N) (10/07/2023)
- 126 Emani Bailey (TCU) at Houston (09/16/2023)
- 121 CJ Donaldson (West Virginia) at UCF (10/28/2023)
- 121 Ollie Gordon (Oklahoma St.) at Iowa St. (09/23/2023)
- 118 Treshaun Ward (Kansas St.) at Texas Tech (10/14/2023)
- 117 CJ Baxter (Texas) at Iowa St. (11/18/2023)
- 117 Garrett Greene (West Virginia) vs Oklahoma St. (10/21/2023)
- 115 DJ Giddens (Kansas St.) vs Baylor (11/11/2023)
- 114 Corey Kiner (Cincinnati) vs UCF (11/04/2023)
- 113 Ryan Montgomery (Cincinnati) vs UCF (11/04/2023)
- 113 Dillon Gabriel (Oklahoma) vs Texas (N) (10/07/2023)
- 112 Jonathon Brooks (Texas) vs Kansas St. (11/04/2023)
- 112 Devin Neal (Kansas) vs Oklahoma (10/28/2023)
- 111 Gavin Sawchuk (Oklahoma) at Oklahoma St. (11/04/2023)
- 111 Cam'Ron Valdez (Texas Tech) vs Houston (09/30/2023)
- 110 Abu Sama (Iowa St.) at BYU (11/11/2023)
- 107 Gavin Sawchuk (Oklahoma) at BYU (11/18/2023)
- 106 Jonathon Brooks (Texas) at Baylor (09/23/2023)
- 105 Johnny Richardson (UCF) vs Baylor (09/30/2023)



**2023-24 Big 12 Football
Conference Individual Game Highs
In Conference games**

- 104 Jonathon Brooks (Texas) at TCU (11/11/2023)
- 104 Will Howard (Kansas St.) at Oklahoma St. (10/06/2023)
- 103 Myles Montgomery (Cincinnati) vs Baylor (10/21/2023)
- 102 DJ Giddens (Kansas St.) at Kansas (11/18/2023)
- 102 CJ Donaldson (West Virginia) vs BYU (11/04/2023)
- 101 Tahj Brooks (Texas Tech) at BYU (10/21/2023)
- 101 RJ Harvey (UCF) at Oklahoma (10/21/2023)
- 101 Tahj Brooks (Texas Tech) vs Houston (09/30/2023)
- 100 RJ Harvey (UCF) vs West Virginia (10/28/2023)
- 100 Emani Bailey (TCU) at Kansas St. (10/21/2023)
- 100 Richard Reese (Baylor) at UCF (09/30/2023)

Number of 100-Yard Rushing Performances

- 7 Ollie Gordon, Oklahoma St.
- 7 Tahj Brooks, Texas Tech
- 5 Jonathon Brooks, Texas
- 5 RJ Harvey, UCF
- 4 Devin Neal, Kansas
- 3 DJ Giddens, Kansas St.
- 3 Emani Bailey, TCU
- 3 Gavin Sawchuk, Oklahoma
- 3 Corey Kiner, Cincinnati
- 2 Jahiem White, West Virginia
- 2 Garrett Greene, West Virginia
- 2 CJ Donaldson, West Virginia
- 1 Aidan Robbins, BYU
- 1 Tawee Walker, Oklahoma
- 1 Daniel Hishaw, Kansas
- 1 Treshaun Ward, Kansas St.
- 1 CJ Baxter, Texas
- 1 Ryan Montgomery, Cincinnati
- 1 Dillon Gabriel, Oklahoma
- 1 Cam'Ron Valdez, Texas Tech
- 1 Abu Sama, Iowa St.
- 1 Johnny Richardson, UCF
- 1 Will Howard, Kansas St.
- 1 Myles Montgomery, Cincinnati
- 1 Richard Reese, Baylor

500-Yard Passing Performances

400-Yard Passing Performances

- 439 Josh Hoover (TCU) vs BYU (10/14/2023)
- 423 Dillon Gabriel (Oklahoma) vs West Virginia (11/11/2023)
- 412 Josh Hoover (TCU) vs Baylor (11/18/2023)
- 410 Jason Bean (Kansas) at Oklahoma St. (10/14/2023)

300-Yard Passing Performances

- 439 Josh Hoover (TCU) vs BYU (10/14/2023)
- 423 Dillon Gabriel (Oklahoma) vs West Virginia (11/11/2023)
- 412 Josh Hoover (TCU) vs Baylor (11/18/2023)
- 410 Jason Bean (Kansas) at Oklahoma St. (10/14/2023)
- 391 Garrett Greene (West Virginia) at Houston (10/12/2023)
- 378 Donovan Smith (Houston) vs Texas (10/21/2023)
- 366 Dillon Gabriel (Oklahoma) vs Iowa St. (09/30/2023)
- 357 Kedon Slovis (BYU) at Kansas (09/23/2023)
- 353 Josh Hoover (TCU) at Texas Tech (11/02/2023)
- 348 Alan Bowman (Oklahoma St.) at Houston (11/18/2023)
- 348 Rocco Becht (Iowa St.) vs Oklahoma St. (09/23/2023)
- 346 Quinn Ewers (Texas) vs Oklahoma (N) (10/07/2023)



**2023-24 Big 12 Football
Conference Individual Game Highs
In Conference games**

- 344 Dillon Gabriel (Oklahoma) at Oklahoma St. (11/04/2023)
- 336 Alan Bowman (Oklahoma St.) vs Kansas (10/14/2023)
- 336 Donovan Smith (Houston) at Texas Tech (09/30/2023)
- 334 Alan Bowman (Oklahoma St.) vs Oklahoma (11/04/2023)
- 327 Will Howard (Kansas St.) at Texas (11/04/2023)
- 325 Quinn Ewers (Texas) vs Kansas (09/30/2023)
- 324 Blake Shapen (Baylor) vs Texas Tech (10/07/2023)
- 323 Rocco Becht (Iowa St.) vs Texas (11/18/2023)
- 322 Dillon Gabriel (Oklahoma) at Cincinnati (09/23/2023)
- 317 Quinn Ewers (Texas) at TCU (11/11/2023)
- 316 Blake Shapen (Baylor) at Cincinnati (10/21/2023)
- 314 Chandler Morris (TCU) at Houston (09/16/2023)
- 302 Josh Hoover (TCU) vs Texas (11/11/2023)

Number of 300-Yard Passing Performances

- 4 Josh Hoover, TCU
- 4 Dillon Gabriel, Oklahoma
- 3 Alan Bowman, Oklahoma St.
- 3 Quinn Ewers, Texas
- 2 Donovan Smith, Houston
- 2 Rocco Becht, Iowa St.
- 2 Blake Shapen, Baylor
- 1 Jason Bean, Kansas
- 1 Garrett Greene, West Virginia
- 1 Kedon Slovis, BYU
- 1 Will Howard, Kansas St.
- 1 Chandler Morris, TCU

200-Yard Receiving Performances

100-Yard Receiving Performances

- 189 Brennan Presley (Oklahoma St.) at Houston (11/18/2023)
- 178 Jared Wiley (TCU) vs Baylor (11/18/2023)
- 172 Jayden Higgins (Iowa St.) at Cincinnati (10/14/2023)
- 164 Savion Williams (TCU) vs Texas (11/11/2023)
- 164 Drake Stoops (Oklahoma) vs West Virginia (11/11/2023)
- 150 Monaray Baldwin (Baylor) at UCF (09/30/2023)
- 149 Adonai Mitchell (Texas) vs Kansas St. (11/04/2023)
- 149 Leon Johnson III (Oklahoma St.) vs Cincinnati (10/28/2023)
- 146 Jaylin Noel (Iowa St.) vs Oklahoma St. (09/23/2023)
- 141 Adonai Mitchell (Texas) vs Kansas (09/30/2023)
- 138 Kobe Hudson (UCF) at Kansas St. (09/23/2023)
- 137 Xavier Worthy (Texas) at TCU (11/11/2023)
- 136 Rashod Owens (Oklahoma St.) vs Oklahoma (11/04/2023)
- 134 Drake Stoops (Oklahoma) at Oklahoma St. (11/04/2023)
- 134 Javon Baker (UCF) at Oklahoma (10/21/2023)
- 131 Chase Roberts (BYU) vs Cincinnati (09/29/2023)
- 130 Ketron Jackson Jr. (Baylor) at Cincinnati (10/21/2023)
- 130 Jalil Farooq (Oklahoma) vs Texas (N) (10/07/2023)
- 126 Monaray Baldwin (Baylor) vs Texas Tech (10/07/2023)
- 119 Nic Anderson (Oklahoma) vs West Virginia (11/11/2023)
- 117 Javon Baker (UCF) at Texas Tech (11/18/2023)
- 117 Monaray Baldwin (Baylor) vs Iowa St. (10/28/2023)
- 117 Andrei Anthony (Oklahoma) at Cincinnati (09/23/2023)
- 116 Ollie Gordon (Oklahoma St.) vs Kansas (10/14/2023)
- 116 Devin Carter (West Virginia) at Houston (10/12/2023)
- 115 Jordan Whittington (Texas) vs Oklahoma (N) (10/07/2023)
- 114 Braden Smith (Cincinnati) vs UCF (11/04/2023)
- 113 Javon Baker (UCF) vs Baylor (09/30/2023)



**2023-24 Big 12 Football
Conference Individual Game Highs
In Conference games**

- 113 Samuel Brown (Houston) at Texas Tech (09/30/2023)
- 112 Javon Baker (UCF) vs Oklahoma St. (11/11/2023)
- 112 Lawrence Arnold (Kansas) at Iowa St. (11/04/2023)
- 112 Rashod Owens (Oklahoma St.) vs Kansas (10/14/2023)
- 110 Ja'Tavion Sanders (Texas) at Baylor (09/23/2023)
- 108 Xavier Worthy (Texas) vs Oklahoma (N) (10/07/2023)
- 105 Drake Dabney (Baylor) at Kansas St. (11/11/2023)
- 105 Nic Anderson (Oklahoma) vs UCF (10/21/2023)
- 104 Jayden Higgins (Iowa St.) vs Texas (11/18/2023)
- 104 Xzavier Henderson (Cincinnati) at West Virginia (11/18/2023)
- 104 JP Richardson (TCU) vs BYU (10/14/2023)
- 102 Coy Eakin (Texas Tech) vs Kansas St. (10/14/2023)

Number of 100-Yard Receiving Performances

- 4 Javon Baker, UCF
- 3 Monaray Baldwin, Baylor
- 2 Jayden Higgins, Iowa St.
- 2 Drake Stoops, Oklahoma
- 2 Adonai Mitchell, Texas
- 2 Xavier Worthy, Texas
- 2 Rashod Owens, Oklahoma St.
- 2 Nic Anderson, Oklahoma
- 1 Brennan Presley, Oklahoma St.
- 1 Jared Wiley, TCU
- 1 Savion Williams, TCU
- 1 Leon Johnson III, Oklahoma St.
- 1 Jaylin Noel, Iowa St.
- 1 Kobe Hudson, UCF
- 1 Chase Roberts, BYU
- 1 Ketron Jackson Jr., Baylor
- 1 Jalil Farooq, Oklahoma
- 1 Andre Anthony, Oklahoma
- 1 Ollie Gordon, Oklahoma St.
- 1 Devin Carter, West Virginia
- 1 Jordan Whittington, Texas
- 1 Braden Smith, Cincinnati
- 1 Samuel Brown, Houston
- 1 Lawrence Arnold, Kansas
- 1 Ja'Tavion Sanders, Texas
- 1 Drake Dabney, Baylor
- 1 Xzavier Henderson, Cincinnati
- 1 JP Richardson, TCU
- 1 Coy Eakin, Texas Tech



**2023-24 Big 12 Football
Team Highs
In Conference games**

POINTS	59	Oklahoma vs West Virginia (11/11/2023)
	59	Kansas St. vs Baylor (11/11/2023)
POINTS SCORED KICKING	17	Oklahoma St. vs Kansas St. (10/06/2023)
TOUCHDOWNS	8	Oklahoma vs West Virginia (11/11/2023)
	8	Kansas St. vs Baylor (11/11/2023)
TOTAL OFFENSE YARDS	661	Texas vs Kansas (09/30/2023)
TOTAL OFFENSE PLAYS	88	TCU at Houston (09/16/2023)
TOTAL OFFENSE YARDS/PLAY	9.8	West Virginia vs Cincinnati (11/18/2023)
RUSHING YARDS	424	West Virginia vs Cincinnati (11/18/2023)
RUSHING ATTEMPTS	55	Oklahoma at Kansas (10/28/2023)
YARDS PER RUSH	9.2	West Virginia vs Cincinnati (11/18/2023)
RUSHING TDS	6	Kansas St. vs UCF (09/23/2023)
LONGEST RUSH	92	UCF vs Oklahoma St. (11/11/2023)
PASSING YARDS	447	TCU vs BYU (10/14/2023)
PASSING ATTEMPTS	59	TCU vs BYU (10/14/2023)
PASSING TDS	5	Oklahoma vs West Virginia (11/11/2023)
	5	Kansas at Oklahoma St. (10/14/2023)
LONGEST PASS	86	UCF at Oklahoma (10/21/2023)
PASSES COMPLETED	38	TCU vs BYU (10/14/2023)
HAD INTERCEPTED	4	TCU at Iowa St. (10/07/2023)
PASS COMPLETION PCT	87.5	Kansas St. vs Houston (10/28/2023)
PASSING YARDS/ATTEMPT	15.7	UCF vs Oklahoma St. (11/11/2023)
YARDS PER CATCH	24.9	UCF vs Oklahoma St. (11/11/2023)
FIELD GOAL ATTEMPTS	6	Oklahoma St. vs Kansas St. (10/06/2023)
FIELD GOALS MADE	5	Oklahoma St. vs Kansas St. (10/06/2023)
LONGEST FIELD GOAL	56	TCU vs Texas (11/11/2023)



**2023-24 Big 12 Football
Team Highs
In Conference games**

FIELD GOAL PCT	100.0	Texas at Iowa St. (11/18/2023)
	100.0	Texas Tech vs UCF (11/18/2023)
	100.0	Oklahoma St. at Houston (11/18/2023)
	100.0	Baylor at TCU (11/18/2023)
	100.0	BYU vs Oklahoma (11/18/2023)
	100.0	Iowa St. at BYU (11/11/2023)
	100.0	TCU vs Texas (11/11/2023)
	100.0	Texas at TCU (11/11/2023)
	100.0	Oklahoma vs West Virginia (11/11/2023)
	100.0	Cincinnati at Houston (11/11/2023)
	100.0	Oklahoma St. at UCF (11/11/2023)
	100.0	UCF vs Oklahoma St. (11/11/2023)
	100.0	Kansas St. vs Baylor (11/11/2023)
	100.0	Kansas vs Texas Tech (11/11/2023)
	100.0	West Virginia vs BYU (11/04/2023)
	100.0	Iowa St. vs Kansas (11/04/2023)
	100.0	Cincinnati vs UCF (11/04/2023)
	100.0	Oklahoma St. vs Oklahoma (11/04/2023)
	100.0	Texas vs Kansas St. (11/04/2023)
	100.0	Texas Tech vs TCU (11/02/2023)
	100.0	Iowa St. at Baylor (10/28/2023)
	100.0	BYU at Texas (10/28/2023)
	100.0	West Virginia at UCF (10/28/2023)
	100.0	Kansas St. vs TCU (10/21/2023)
	100.0	TCU at Kansas St. (10/21/2023)
	100.0	BYU vs Texas Tech (10/21/2023)
	100.0	West Virginia vs Oklahoma St. (10/21/2023)
	100.0	Houston vs Texas (10/21/2023)
	100.0	Texas at Houston (10/21/2023)
	100.0	Baylor at Cincinnati (10/21/2023)
	100.0	UCF at Oklahoma (10/21/2023)
	100.0	Kansas St. at Texas Tech (10/14/2023)
	100.0	BYU at TCU (10/14/2023)
	100.0	TCU vs BYU (10/14/2023)
	100.0	Cincinnati vs Iowa St. (10/14/2023)
	100.0	Iowa St. at Cincinnati (10/14/2023)
	100.0	West Virginia at Houston (10/12/2023)
	100.0	Baylor vs Texas Tech (10/07/2023)
	100.0	Texas Tech at Baylor (10/07/2023)
	100.0	Texas vs Oklahoma (N) (10/07/2023)
	100.0	Iowa St. at Oklahoma (09/30/2023)
	100.0	Cincinnati at BYU (09/29/2023)
100.0	Baylor vs Texas (09/23/2023)	
100.0	Texas Tech at West Virginia (09/23/2023)	
100.0	West Virginia vs Texas Tech (09/23/2023)	
100.0	Iowa St. vs Oklahoma St. (09/23/2023)	
100.0	Oklahoma St. at Iowa St. (09/23/2023)	
100.0	BYU at Kansas (09/23/2023)	
100.0	Kansas vs BYU (09/23/2023)	
100.0	Oklahoma at Cincinnati (09/23/2023)	
PAT KICKS ATTEMPTED	8	Oklahoma vs West Virginia (11/11/2023)
	8	Kansas St. vs Baylor (11/11/2023)
PAT KICKS MADE	8	Oklahoma vs West Virginia (11/11/2023)
	8	Kansas St. vs Baylor (11/11/2023)



2023-24 Big 12 Football
Team Highs
In Conference games

PAT KICKS PCT	
100.0	Texas at Iowa St. (11/18/2023)
100.0	Kansas St. at Kansas (11/18/2023)
100.0	Texas Tech vs UCF (11/18/2023)
100.0	Houston vs Oklahoma St. (11/18/2023)
100.0	Cincinnati at West Virginia (11/18/2023)
100.0	West Virginia vs Cincinnati (11/18/2023)
100.0	Baylor at TCU (11/18/2023)
100.0	TCU vs Baylor (11/18/2023)
100.0	BYU vs Oklahoma (11/18/2023)
100.0	Oklahoma at BYU (11/18/2023)
100.0	BYU vs Iowa St. (11/11/2023)
100.0	Iowa St. at BYU (11/11/2023)
100.0	TCU vs Texas (11/11/2023)
100.0	Texas at TCU (11/11/2023)
100.0	Oklahoma vs West Virginia (11/11/2023)
100.0	Cincinnati at Houston (11/11/2023)
100.0	West Virginia at Oklahoma (11/11/2023)
100.0	Houston vs Cincinnati (11/11/2023)
100.0	UCF vs Oklahoma St. (11/11/2023)
100.0	Kansas St. vs Baylor (11/11/2023)
100.0	Kansas vs Texas Tech (11/11/2023)
100.0	Texas Tech at Kansas (11/11/2023)
100.0	BYU at West Virginia (11/04/2023)
100.0	West Virginia vs BYU (11/04/2023)
100.0	Iowa St. vs Kansas (11/04/2023)
100.0	Kansas at Iowa St. (11/04/2023)
100.0	UCF at Cincinnati (11/04/2023)
100.0	Cincinnati vs UCF (11/04/2023)
100.0	Oklahoma at Oklahoma St. (11/04/2023)
100.0	Oklahoma St. vs Oklahoma (11/04/2023)
100.0	Baylor vs Houston (11/04/2023)
100.0	Houston at Baylor (11/04/2023)
100.0	Texas vs Kansas St. (11/04/2023)
100.0	Kansas St. at Texas (11/04/2023)
100.0	Texas Tech vs TCU (11/02/2023)
100.0	TCU at Texas Tech (11/02/2023)
100.0	Oklahoma St. vs Cincinnati (10/28/2023)
100.0	Cincinnati at Oklahoma St. (10/28/2023)
100.0	Iowa St. at Baylor (10/28/2023)
100.0	Texas vs BYU (10/28/2023)
100.0	UCF vs West Virginia (10/28/2023)
100.0	West Virginia at UCF (10/28/2023)
100.0	Kansas vs Oklahoma (10/28/2023)
100.0	Oklahoma at Kansas (10/28/2023)
100.0	Kansas St. vs TCU (10/21/2023)
100.0	BYU vs Texas Tech (10/21/2023)
100.0	Texas Tech at BYU (10/21/2023)
100.0	Oklahoma St. at West Virginia (10/21/2023)
100.0	West Virginia vs Oklahoma St. (10/21/2023)
100.0	Houston vs Texas (10/21/2023)
100.0	Texas at Houston (10/21/2023)
100.0	Baylor at Cincinnati (10/21/2023)
100.0	Cincinnati vs Baylor (10/21/2023)
100.0	Oklahoma vs UCF (10/21/2023)
100.0	UCF at Oklahoma (10/21/2023)
100.0	Kansas St. at Texas Tech (10/14/2023)



**2023-24 Big 12 Football
Team Highs
In Conference games**

2 POINTS PATS MADE	2	Baylor at UCF (09/30/2023)
PUNTS	8	BYU vs Texas Tech (10/21/2023)
	8	Iowa St. vs Oklahoma St. (09/23/2023)
	8	Oklahoma St. at Iowa St. (09/23/2023)
LONGEST PUNT	70	BYU vs Texas Tech (10/21/2023)
YARDS PUNTED	351	BYU vs Texas Tech (10/21/2023)
PUNTING AVG	57.0	Kansas St. vs UCF (09/23/2023)
PUNT RETURNS	4	BYU vs Oklahoma (11/18/2023)
	4	BYU vs Iowa St. (11/11/2023)
	4	Texas Tech at BYU (10/21/2023)
	4	Baylor at Cincinnati (10/21/2023)
	4	Texas at Baylor (09/23/2023)
PUNT RETURN YARDS	101	Baylor at Kansas St. (11/11/2023)
PUNT RETURN AVG	82.0	Kansas vs UCF (10/07/2023)
LONGEST PUNT RETURN	82	Kansas vs UCF (10/07/2023)
KICK RETURN	8	Baylor at Kansas St. (11/11/2023)
KICK RETURN YARDS	201	Houston vs TCU (09/16/2023)
KICK RETURN AVERAGE	56.0	Texas Tech vs Houston (09/30/2023)
LONGEST KICK RETURN	100	Houston vs West Virginia (10/12/2023)
	100	Texas Tech vs Houston (09/30/2023)
KICK RETURN TDS	1	Houston vs West Virginia (10/12/2023)
	1	Texas Tech vs Houston (09/30/2023)
	1	Houston vs TCU (09/16/2023)
INTERCEPTIONS	4	Iowa St. vs TCU (10/07/2023)
INTERCEPTION RETURN YARDS	100	Oklahoma at BYU (11/18/2023)
INTERCEPTION RETURN AVERAGE	100.0	Oklahoma at BYU (11/18/2023)
LONGEST INTERCEPTION RETURN	100	Oklahoma at BYU (11/18/2023)
INTERCEPTION RETURN TDS	1	Houston vs Oklahoma St. (11/18/2023)
	1	Oklahoma at BYU (11/18/2023)
	1	Kansas St. vs Baylor (11/11/2023)
	1	Kansas at Iowa St. (11/04/2023)
	1	Kansas vs Oklahoma (10/28/2023)
	1	TCU vs BYU (10/14/2023)
	1	Oklahoma St. vs Kansas St. (10/06/2023)
	1	Oklahoma vs Iowa St. (09/30/2023)
	1	BYU vs Cincinnati (09/29/2023)
	1	Kansas vs BYU (09/23/2023)
FUMBLES LOST	3	Baylor at Kansas St. (11/11/2023)
FUMBLES RECOVERED	3	Kansas St. vs Baylor (11/11/2023)
SACKED BY OPP	6	Baylor vs Texas Tech (10/07/2023)
	6	Houston vs TCU (09/16/2023)
QB SACKS	8	Cincinnati vs Oklahoma (09/23/2023)
TURNOVERS COMMITTED	5	Texas Tech at BYU (10/21/2023)
TURNOVERS CAUSED	5	BYU vs Texas Tech (10/21/2023)
KICKS BLOCKED	2	Kansas at Oklahoma St. (10/14/2023)
	2	TCU vs West Virginia (09/30/2023)
FIRST DOWNS	18	West Virginia vs Cincinnati (11/18/2023)
1ST DOWN RUSHING	23	West Virginia vs Cincinnati (11/18/2023)
1ST DOWN PASSING	23	TCU vs BYU (10/14/2023)
1ST DOWN BY PENALTY	5	West Virginia vs BYU (11/04/2023)
	5	West Virginia vs Texas Tech (09/23/2023)
PENALTIES	11	Oklahoma at Kansas (10/28/2023)
PENALTIES YARDS	101	Oklahoma at Kansas (10/28/2023)