



OKLAHOMA STATE FOOTBALL

Communications Contacts: Sean Maguire (sean.maguire@okstate.edu) and Gavin Lang (gavin.lang@okstate.edu)

BYU

2:30 p.m. CT | Nov. 25, 2023 | Boone Pickens Stadium (53,855)

TV: ABC (Anish Shroff, Andre Ware and Paul Carcaterra)

Radio: Cowboy Radio Network

(Dave Hunziker, John Holcomb and Robert Allen)

Internet/App Radio: The Varsity Network

Satellite Radio: SiriusXM Channel 137 or 199

Live Stats: okstate.statbroadcast.com

Oklahoma State Schedule

Date	Opponent	CFP/AP/C	Time/Result	TV
Sept. 2	Central Arkansas		W, 27-13	Big 12 Now on ESPN+
Sept. 9	at Arizona State		W, 27-15	FS1
Sept. 16	South Alabama		L, 7-33	Big 12 Now on ESPN+
Sept. 23	at Iowa State		L, 27-34	FS1
Sept. 30	BYE		-	-
Oct. 6	Kansas State	/RV/RV (Friday)	W, 29-21	ESPN
Oct. 14	Kansas	/23/24	W, 39-32	FS1
Oct. 21	at West Virginia	/RV/RV	W, 48-34	ESPN
Oct. 28	Cincinnati (Homecoming)		W, 45-13	ESPN2
Nov. 4	Oklahoma	9/10/11	W, 27-24	ABC
Nov. 11	at UCF		L, 3-45	ESPN
Nov. 18	at Houston		W, 43-30	ESPN2
Nov. 25	BYU		2:30 p.m. CT	ABC
Dec. 2	Big 12 Championship		11 a.m. CT	ABC

BYU Schedule

Date	Opponent	CFP/AP/C	Time/Result
Sept. 2	Sam Houston		W, 14-0
Sept. 9	Southern Utah		W, 41-16
Sept. 16	at Arkansas	/RV/RV	W, 38-31
Sept. 23	at Kansas	/RV/RV	L, 27-38
Sept. 29	Cincinnati (Friday)		W, 35-27
Oct. 7	BYE		-
Oct. 14	at TCU		L, 11-44
Oct. 21	Texas Tech (Homecoming)		W, 27-14
Oct. 28	at Texas	/17	L, 6-35
Nov. 4	at West Virginia		L, 7-37
Nov. 11	Iowa State		L, 13-45
Nov. 18	Oklahoma	14/14/13	L, 24-31
Nov. 25	at Oklahoma State	TBD/2U/21	2:30 p.m. CT
Dec. 2	Big 12 Championship		11 a.m. CT

Series Capsule

Series History	OSU leads, 2-0
In Stillwater	Never met
In Provo	Never met
At Neutral	OSU leads, 2-0
First Meeting (1974)	OSU 16, BYU 6
Last Meeting (1976)	OSU 49, BYU 21
Last OSU Win (1976)	OSU 49, BYU 21
Last BYU Win	N/A
Gundy vs. BYU	0-0
Sitake vs. OSU	0-0

Game Capsule



CFP: TBD; AP: NR; Coaches: NR CFP: TBD; AP: 21; Coaches: 21

BYU

Cougars

5-6 overall; 2-6 Big 12

Coach Kalani Sitake

BYU, 2000

Career: 61-40/8th year

At BYU: Same

Oklahoma State

Cowboys

8-3 overall; 6-2 Big 12

Coach Mike Gundy

Oklahoma State, 1990

Career: 164-78/19th year

At Oklahoma State: Same

Team Statistical Comparison



Category	FBS Rk	Value	FBS Rk	Value
Total Offense	119	308.2	38	426.5
Rushing Offense	117	102.0	55	166.1
Passing Offense	89	206.2	41	260.4
Team Passing Efficiency	106	119.12	107	118.96
Scoring Offense	103	22.1	T-50	29.3
Total Defense	102	409.9	115	431.9
Rushing Defense	110	177.3	107	175.8
Passing Yards Allowed	76	232.6	115	256.1
Team Passing Efficiency Defense	67	132.76	112	148.18
Scoring Defense	95	28.9	71	26.7
Turnover Margin	T-50	0.09	T-40	0.27
3rd Down Conversion Pct	127	.280	79	.380
4th Down Conversion Pct	77	.480	T-65	.500
3rd Down Conversion Pct Defense	116	.455	88	.409
4th Down Conversion Pct Defense	12	.350	2	.136
Red Zone Offense	91	.794	59	.854
Red Zone Defense	T-44	.800	T-44	.800
Net Punting	15	41.67	41	39.94
Punt Returns	113	4.48	118	3.30
Kickoff Returns	61	20.45	27	22.45
First Downs Offense	T-112	187	56	233
First Downs Defense	92	232	58	213
Fewest Penalties Per Game	35	5.27	33	5.18
Fewest Penalty Yards Per Game	26	43.18	23	42.82
Time of Possession	99	28:35	69	29:55

Big 12 Standings

Team	Big 12	All
Texas	7-1	10-1
Oklahoma State	6-2	8-3
Oklahoma	6-2	9-2
Kansas State	6-2	8-3
West Virginia	5-3	7-4
Iowa State	5-3	6-5
Texas Tech	5-3	6-5
Kansas	4-4	7-4
TCU	3-5	5-6
Houston	2-6	4-7
Baylor	2-6	3-8
BYU	2-6	5-6
UCF	2-6	5-6
Cincinnati	1-7	3-8



SERIES HISTORY VS. BYU

(Oklahoma State leads, 2-0)

1974 Fiesta Bowl


Result:	OSU 16, BYU 6
Date:	Dec. 28, 1974
OSU AP Rank:	Not ranked
BYU AP Rank:	No. 17
Attendance:	50,878
Location:	Tempe, Arizona
Venue:	Sun Devil Stadium
Offensive MVP:	Kenny Walker
Defensive MVP:	Phillip Dokes
OSU Coach:	Jim Stanley
BYU Coach:	LaVell Edwards

1976 Tangerine Bowl

Result:	OSU 49, BYU 21
Date:	Dec. 19, 1976
OSU AP Rank:	No. 14
BYU AP Rank:	Not ranked
Attendance:	37,812
Location:	Orlando, Fla.
Venue:	Tangerine Bowl
Offensive MVP:	Terry Miller
Defensive MVP:	Phillip Dokes
OSU Coach:	Jim Stanley
BYU Coach:	LaVell Edwards



Oklahoma State Award Candidates (Cont'd)



66 Joe Michalski

Center | 6-4 | 303 | R-Senior
Kansas City, Kan./St. Thomas Aquinas

- Pro Football Focus lists him as the best-rated Power Five center in pass blocking efficiency among players with at least 450 pass blocking snaps.

- Senior leader of an offensive line that has paved the way for the nation's leading rusher and the Big 12's third-best offense in conference play.



4 Nickolas Martin

Linebacker | 6-0 | 215 | R-Sophomore
Texarkana, Texas/Pleasant Grove

- The only Power Five player with multiple 17-tackle games in 2023.

Martin in the Rankings	Value	Big 12 Rank	FBS Rank
Solo Tackles	5.7	1	7
Total Tackles	10.2	1	13
Sacks Among Linebackers	0.55	1	15
Tackles For Loss	1.3	3	18

Career Highs

Tackles	17, twice, last at West Virginia, 2023
TFL	3.0 at Houston, 2023
Sacks	1.0, 6x, last at Houston, 2023
Interceptions	1 vs. Kansas State, 2023

Martin's 2023 Game-by-Game Stats

Date	Opp.	UT-AT-TT	TFL	Sacks	INT	PBU	QBH	FF	FR	BK
Sept. 2	Central Ark.	3-0-3	2.0-3	1.0-1	0	0	0	0	0	0
Sept. 9	at Ariz. St.	5-5-10	1.0-1	1.0-1	0	0	1	0	0	0
Sept. 16	South Ala.	3-5-8	0.5-1	0	0	0	0	0	0	0
Sept. 23	at Iowa St.	4-3-7	0.5-1	0	0	1	0	0	0	0
Oct. 6	K-State	10-7-17	2.5-3	1.0-1	1-13	0	0	0	0	0
Oct. 14	Kansas	1-8-9	1.5-5	1.0-1	0	0	1	1	0	0
Oct. 21	at WVU	10-7-17	1.5-2	0	0	1	0	0	0	0
Oct. 28	Cincinnati	4-8-12	2.0-10	1.0-9	0	1	0	0	0	0
Nov. 4	Oklahoma	6-3-9	0	0	0	1	0	0	0	0
Nov. 11	at UCF	6-2-8	0	0	0	0	0	0	0	0
Nov. 18	at Houston	11-1-12	3.0-13	1.0-10	0	1	0	0	0	0
Nov. 25	BYU									

Martin's Career Stats

Year	GP	UT-AT-TT	TFL	Sacks	INT	PBU	QBH	FF	FR	BK
2021	3	1-0-1	0.0	0.0	0	0	0	0	0	0
2022	13	10-5-15	0.0	0.0	0	0	0	0	0	0
2023	11	63-49-112	14.5	6.0	1	0	7	1	0	0
Career	27	74-54-128	14.5	6.0	1	0	7	1	0	0



30 Collin Oliver

Linebacker | 6-2 | 235 | Junior
Oklahoma City, Okla./Edmond Santa Fe

Oliver in the Rankings

	Value	Big 12 Rank	FBS Rank
Forced Fumbles	0.36	1	4
Sacks Among Linebackers	0.55	1	15
Fumbles Recovered	1	8	91

Career Highs

Tackles	10, twice, last at West Virginia, 2023
TFL	3.0 vs. Baylor, 2021
Sacks	2.5 vs. Kansas, 2023
Passes Broken Up	2 vs. Kansas, 2023

Oliver's 2023 Game-by-Game Stats

Date	Opp.	UT-AT-TT	TFL	Sacks	INT	PBU	QBH	FF	FR	BK
Sept. 2	Central Ark.	2-1-3	0	0	0	0	0	0	0	0
Sept. 9	at Ariz. St.	4-3-7	2.0-4	0	0	1	0	1	0	0
Sept. 16	South Ala.	5-5-10	1.0-14	1.0-14	0	1	0	1	0	0
Sept. 23	at Iowa St.	5-0-5	2.0-3	0	0	0	0	0	0	0
Oct. 6	K-State	0-3-3	0	0	0	1	2	0	0	0
Oct. 14	Kansas	4-3-7	2.5-22	2.5-22	0	2	0	1	0	0
Oct. 21	at WVU	4-6-10	1.0-2	0.5-2	0	0	0	0	0	0
Oct. 28	Cincinnati	4-3-7	1.0-1	0	0	0	2	0	1	0
Nov. 4	Oklahoma	3-1-4	0	0	0	0	1	0	0	0
Nov. 11	at UCF	3-1-4	2.0-6	1.0-2	0	0	2	1	0	0
Nov. 18	at Houston	4-0-4	2.0-11	1.0-8	0	0	1	0	0	0
Nov. 25	BYU									

Oliver's Career Stats

Year	GP	UT-AT-TT	TFL	Sacks	INT	PBU	QBH	FF	FR	BK
2021	14	20-9-29	15.5	11.5	0	0	5	1	0	0
2022	13	19-9-28	7.5	5.0	0	1	12	0	0	0
2023	11	38-26-64	13.5	6.0	0	5	8	4	1	0
Career	38	74-44-121	36.5	22.5	0	6	25	5	1	0



5 Kendal Daniels

Safety | 6-4 | 213 | R-Sophomore
Beggs, Okla./Beggs

Daniels in the Rankings

	Value	Big 12 Rank	FBS Rank
Fumbles Recovered	2	2	17
Total Tackles	7.5	7	62

Career Highs

Tackles	11, 3x, last at West Virginia, 2023
TFL	2.0 vs. Texas Tech, 2022
Sacks	1.0 vs. South Alabama, 2023
Passes Broken Up	2, 2x, last vs. Wisconsin, 2022
Interceptions	1, 4x, last vs. Kansas, 2023

Daniel's 2023 Game-by-Game Stats

Date	Opp.	UT-AT-TT	TFL	Sacks	INT	PBU	QBH	FF	FR	BK
Sept. 2	Central Ark.	5-1-6	0	0	0	0	0	0	1	0
Sept. 9	at Ariz. St.	5-4-9	0	0	0	0	0	0	0	0
Sept. 16	South Ala.	3-3-6	1.0-9	1.0-9	0	0	0	0	0	0
Sept. 23	at Iowa St.	7-3-10	0.5-1	0	0	0	0	0	0	0
Oct. 6	K-State	5-3-8	0	0	0	0	0	0	0	0
Oct. 14	Kansas	2-5-7	0	0	1-20	0	0	0	0	0
Oct. 21	at WVU	8-3-11	1.0-4	0	0	0	0	1	1	0
Oct. 28	Cincinnati	4-3-7	1.0-3	0	0	0	0	0	0	0
Nov. 4	Oklahoma	2-2-4	0	0	0	0	0	0	0	0
Nov. 11	at UCF	6-5-11	1.0-8	1.0-8	0	0	0	0	0	0
Nov. 18	at Houston	3-1-4	0	0	0	0	0	0	0	0
Nov. 25	BYU									

Daniel's Career Stats

Year	GP	UT-AT-TT	TFL	Sacks	INT	PBU	QBH	FF	FR	BK
2021	3	0-0-0	0.0	0.0	0	0	0	0	0	0
2022	13	45-26-71	6.5	0.0	3	5	4	1	0	0
2023	11	50-33-83	4.5	2.0	1	0	0	1	2	0
Career	27	95-59-154	11.0	2.0	4	5	4	2	2	0



19 Alex Hale

Kicker | 6-0 | 205 | *R-Senior
Point Fredrick, New South Wales, Australia/
St. Edward's

Hale in the Rankings

	Value	Big 12 Rank	FBS Rank
Field Goals Per Game	2.18	1	1
Total Points Scored	106	2	7
Scoring	9.6	2	9

Career Highs

Longest FG	53, twice, last vs. Kansas State, 2023
Most FG Made	5 vs. Kansas State, 2023


Hale's 2023 Game-by-Game Kicking Stats

Date	Opponent	PAT-A	FGM-FGA	Lg	Blk
Sept. 2	Central Arkansas	3-3	2-2	45	0
Sept. 9	at Arizona State	3-3	2-3	52	0
Sept. 16	South Alabama	1-1	0-0	0	0
Sept. 23	at Iowa State	3-3	2-2	53	0
Oct. 6	Kansas State	2-2	5-6	53	1
Oct. 14	Kansas	3-3	4-5	42	0
Oct. 21	at West Virginia	6-6	2-3	37	0
Oct. 28	Cincinnati	6-6	1-3	28	0
Nov. 4	Oklahoma	3-3	2-2	36	0
Nov. 11	at UCF	0-0	1-1	25	0
Nov. 18	at Houston	4-5	3-3	46	1
Nov. 25	BYU				

Hale's Career Kicking Stats

Year	FGM-FGA	Pct.	1-9	20-29	30-39	40-49	50+	Lg	Blk
2019	0-0	0.0	0-0	0-0	0-0	0-0	0-0	0	0
2020	13-14	92.8	1-1	4-4	5-6	3-3	0-0	44	0
2021	3-6	50.0	0-0	2-2	1-1	0-3	0-0	35	0
2022	0-0	0.0	0-0	0-0	0-0	0-0	0-0	0	0
2023	24-30	80.0	0-0	9-10	7-8	5-8	3-4	53	1
Career	40-50	80.0	1-1	15-16	13-15	8-14	3-4	53	1

Ollie Gordon II: The Best Back in America



Running Back | 6-1 | 211 | Sophomore | Fort Worth, Texas/Euless Trinity

Ollie Gordon II is the best running back in the country. Though he averaged just six carries through non-conference play in the first three games of the season, he is still **the national leader** in every major rushing statistic and has turned in some of the most dominating performances in the FBS this season.



II AWARDS CANDIDATE:
 HEISMAN TROPHY
 ALL-AMERICA
 DOAK WALKER AWARD
 MAXWELL AWARD
 WALTER CAMP POTY AWARD
 BIG 12 OFFENSIVE POTY
 AND MORE

II LEADING THE NATION IN:
 RUSHING YARDS (1,414)
 RUSHING YPG (128.5)
 20-YARD CARRIES (18)
 30-YARD CARRIES (14)
 40-YARD CARRIES (7)
 AND MORE



Noting Ollie Gordon II

- ▶ Leads the FBS in every major rushing category.
- ▶ The only FBS player in the past 10 years with 250 scrimmage yards in three straight games.
- ▶ His 282 rushing yards at West Virginia are the most for any FBS player in a game this season.
- ▶ Had a streak of six straight games with more than 120 yards rushing and two straight games with more than 270 yards rushing.
- ▶ His games vs. WVU and Cincinnati marked the most rushing yards for an OSU player in a two-game span (553) since Heisman-winner Barry Sanders posted 625 yards against Iowa and Texas Tech in 1988.

Gordon in the Rankings	Value	Big 12 Rank	FBS Rank
Rushing Yards	1,414	1	1
Rushing Yards Per Game	128.5	1	1
Carries of 20+ yards	18	1	1
Carries of 30+ yards	14	1	1
Carries of 40+ yards	7	1	1
Carries of 70+ yards	2	1	1
200-yard rushing games	2	1	1
100-yard rushing games	7	2	2
All Purpose	152.36	1	3
Rushing TDs	15	1	5
Total Touchdowns	16	1	6
Rush Yards Per Carry	6.7	1	10

Season/Career Highs

Rushes	33 vs. Oklahoma, 2023
Rushing Yards	282 at West Virginia, 2023
Rushing TDs	4 at West Virginia, 2023
Receptions	6 vs. Kansas, 2023
Receiving Yards	116 vs. Kansas, 2023
Receiving TDs	1, 3x, last vs. Kansas, 2023
All-Purpose Yards	284 vs. Kansas, 2023
Long Rush	75 vs. Cincinnati, 2023
Long Reception	50 vs. Kansas, 2023

Gordon's 2023 Game-by-Game Rushing Stats

Date	Opponent	No.	Gain	Loss	Net	TD	Long	Avg.
Sept. 2	Central Arkansas	7	44	0	44	1	17	6.3
Sept. 9	at Arizona State	9	53	0	53	1	31	5.9
Sept. 16	South Alabama	3	12	0	12	0	4	4.0
Sept. 23	at Iowa State	18	124	3	121	0	71	6.7
Oct. 6	Kansas State	21	140	4	136	1	36	6.5
Oct. 14	Kansas	29	174	6	168	1	42	5.8
Oct. 21	at West Virginia	29	291	9	282	4	53	9.7
Oct. 28	Cincinnati	25	277	6	271	2	75	10.8
Nov. 4	Oklahoma	33	140	2	138	2	35	4.2
Nov. 11	at UCF	12	26	1	25	0	5	2.1
Nov. 18	at Houston	25	168	4	164	3	62	6.6
Nov. 25	BYU							

Gordon's 2023 Game-by-Game Receiving Stats

Date	Opponent	No.	Yds.	TD	Long
Sept. 2	Central Arkansas	2	23	0	22
Sept. 9	at Arizona State	2	9	0	9
Sept. 16	South Alabama	2	13	0	8
Sept. 23	at Iowa State	4	14	0	5
Oct. 6	Kansas State	1	5	0	5
Oct. 14	Kansas	6	116	1	50
Oct. 21	at West Virginia	0	0	0	0
Oct. 28	Cincinnati	4	21	0	6
Nov. 4	Oklahoma	1	18	0	18
Nov. 11	at UCF	2	27	0	18
Nov. 18	at Houston	5	16	0	18
Nov. 25	BYU				

Gordon's Career Rushing Stats

Year	G	Att.	Gain	Loss	Net	Avg.	TD	Long	Avg./G
2022	13	62	326	18	308	4.9	2	53	23.6
2023	11	211	1,449	35	1,414	6.7	15	75	128.5
Career	24	273	1,775	53	1,722	6.3	17	75	71.8

Next Game



"From there on out **it was the Ollie Gordon show.** He had 150 yards in the fourth quarter. **I don't think I've ever seen that.** I've never been a part of a team that gave up 150 yards in a quarter to somebody. **I don't know if we tackled him in the fourth quarter.**" - West Virginia coach Neal Brown



Head Coach Mike Gundy



Mike Gundy

Head Coach | 19th Year | Oklahoma State, 1990

Career Track

Year	School	Position
1990	Oklahoma State	Receivers
1991-93	Oklahoma State	Quarterbacks
1994-95	Oklahoma State	Offensive Coordinator
1996	Baylor	Quarterbacks/Passing Game Coordinator
1997-2000	Maryland	Quarterbacks/Pass Game Coord./Receivers
2001-04	Oklahoma State	Assistant Head Coach/Offensive Coord.
2005-present	Oklahoma State	Head Coach

Oklahoma State Under Mike Gundy

- Since 2010, OSU has seven seasons with at least 10 wins, an outright Big 12 title (2011), a share of the Big 12 South title (2010) and an appearance in the Big 12 Championship game (2021). The Cowboys reached the top 10 of the Associated Press poll in 2008, 2009, 2010, 2011, 2013, 2015, 2016, 2017, 2020, 2021 and 2022.
- Gundy has coached the Cowboys to five New Year's Six bowl games since the 2009 season. The Pokes appeared in the 2010 Cotton Bowl, the 2012 Fiesta Bowl, the 2014 Cotton Bowl, the 2016 Sugar Bowl and the 2022 Fiesta Bowl.
- Oklahoma State is one of only four teams to post a winning season every year from 2010-22, joining Alabama, Boise State, and Wisconsin. Only two Power Five teams have winning seasons each of the past 17 years: OSU and Wisconsin.
- Through the 2022 season, Oklahoma State has been ranked in the top 15 of the Associated Press poll in 13 of the past 15 seasons and has reached the top 10 in 11 of those 15 years.
- Since 2017, Gundy has coached the FBS leading passer (Mason Rudolph in 2017), leading receiver (James Washington in 2017) and leading rusher (Chuba Hubbard in 2019).
- Mike Gundy, Nick Saban, Kirby Smart, Dabo Swinney, Ryan Day and Mack Brown are the only active head coaches with teams who have finished seasons ranked in the FBS top five in total offense and total defense.

Most Wins Since 2010

1.	Alabama	171
2.	Ohio State	157
3.	Clemson	155
4.	Georgia	148
5.	Oklahoma	144
6.	Boise State	135
	Oregon	135
8.	LSU	132
9.	Notre Dame	130
10.	Oklahoma State	128
	Wisconsin	128
12.	Florida State	125
13.	Michigan	123
14.	Penn State	118
15.	UCF	117

Highest-Scoring Teams Since 2010

1.	40.72	Oregon	7,248 points in 178 games
2.	40.24	Oklahoma	7,324 points in 182 games
3.	40.25	Ohio State	7,245 points in 180 games
4.	39.59	Alabama	7,561 points in 191 games
5.	37.31	Oklahoma State	6,678 points in 179 games
6.	36.27	Baylor	6,419 points in 177 games
7.	36.08	Clemson	6,855 points in 190 games
8.	35.14	James Madison	773 points in 22 games
9.	35.61	Boise State	6,303 points in 177 games
10.	35.29	Houston	6,141 points in 174 games

Gundy Year-by-Year Head Coaching Record

Year	Overall	Home	Away	Neutral	League Record	Finish
2005	4-7	3-3	1-4	0-0	1-7	6th South
2006	7-6	4-2	1-4	2-0	3-5	5th South
2007	7-6	4-2	2-4	1-0	4-4	3rd South
2008	9-4	6-1	2-2	1-1	5-3	4th South
2009	9-4	6-2	3-1	0-1	6-2	2nd South
2010	11-2	5-2	5-0	1-0	6-2	T1st South
2011	12-1	6-0	5-1	1-0	8-1	1st
2012	8-5	6-1	1-4	1-0	5-4	T3rd
2013	10-3	5-1	4-1	1-1	7-2	T2nd
2014	7-6	4-2	2-3	1-1	4-5	7th
2015	10-3	5-2	5-0	0-1	7-2	2nd
2016	10-3	6-1	3-2	1-0	7-2	T2nd
2017	10-3	3-3	6-0	1-0	6-3	3rd
2018	7-6	5-2	1-4	1-0	3-6	T7th
2019	8-5	4-2	4-2	0-1	5-4	T3rd
2020	8-3	4-1	3-2	1-0	6-3	3rd
2021	12-2	7-0	4-1	1-1	8-1	1st (reg. sea.)
2022	7-6	6-1	1-4	0-1	4-5	5th
2023	8-3	5-1	3-2	0-0	6-2	-
Career	164-78	94-29	56-41	14-8	101-63	-

Noting Gundy

- 2021 George Munger College Coach of the Year Award Semifinalist.
- 2021 Grant Teaff Coach of the Year Award winner
- 2021 and 2010 Big 12 Coach of the Year.
- 2011 winner of the Paul "Bear" Bryant College Coach of the Year Award and the Eddie Robinson National Coach of the Year Award.
- Finalist for the Eddie Robinson National Coach of the Year Award and the Liberty Mutual National Coach of the Year Award in both 2010 and 2011.
- 2015 AFCA Region 4 Coach of the Year.
- Oklahoma Sports Hall of Fame, Class of 2021.

	Gundy Era (2005-pres.)	The 18 years Before Gundy (1987-2004)
--	------------------------	---------------------------------------

Top 25 National Finishes	9	3
Top 20 National Finishes	9	2
Top 15 National Finishes	5	2
Top 10 National Finishes	2	0
Top 5 National Finishes	1	0
Seasons with at least 10 wins	7	2
Seasons with at least nine wins	9	3
Seasons with at least eight wins	13	4
Conference Record	101-63	49-83
Top-3 Finishes in Conf. Standings	12	4
All-Americans	28	10
Conference Player of the Year	7	2
First-Round NFL Draft Picks	6	5
Bowl Appearances	17	6
Bowl Victories	11	3

Most Wins at Current School

(Active coaches only)

1.	204	Nick Saban, Alabama	17th year
2.	195	Kirk Ferentz, Iowa	25th year
3.	168	Dabo Swinney, Clemson	16th year
4.	164	Mike Gundy, Oklahoma State	19th year
5.	161	Kyle Whittingham, Utah	19th year
6.	128	Troy Calhoun, Air Force	17th year
7.	116	Pat Fitzgerald, Northwestern	18th year
8.	113	Rick Stockstill, Middle Tennessee	18th year

Gundy-Era All-Americans

2008	Dez Bryant	Wide Receiver
2008	Perrish Cox	Kick Returner
2008	Kendall Hunter	Running Back
2009	Perrish Cox	Cornerback
2009	Russell Okung	Offensive Line
2010	Dan Bailey	Kicker
2010	Justin Blackmon	Wide Receiver
2010	Kendall Hunter	Running Back
2010	Quinn Sharp	Punter
2011	Levy Adcock	Offensive Line
2011	Justin Blackmon	Wide Receiver
2011	Brodrick Brown	Cornerback
2011	Grant Garner	Offensive Line
2011	Markelle Martin	Safety
2011	Quinn Sharp	Kicker
2012	Quinn Sharp	Kicker
2013	Justin Gilbert	Cornerback
2015	Emmanuel Ogbah	Defensive End
2017	Tre Flowers	Safety
2017	Mason Rudolph	Quarterback
2017	James Washington	Wide Receiver
2018	Tylan Wallace	Wide Receiver
2019	Chuba Hubbard	Running Back
2020	Tylan Wallace	Wide Receiver
2021	Malcolm Rodriguez	Linebacker
2021	Kolby Harvell-Peel	Safety
2021	Matt Hembrough	Long Snapper
2022	Jason Taylor II	Safety

Oklahoma State Depth Chart

Offense

- LT** 71 Dalton Cooper (6-7; 311; RSr.; Prague, OK)
- or- 67 Cole Birmingham (6-5; 325; RSr.; Katy, TX)
- LG** 73 Jason Brooks Jr. (6-4; 298; RJr.; Houston, TX)
- or- 68 Taylor Miterko (6-6; 296; RSr.; Carlsbad, NM)
- 78 Davis Dotson (6-6; 301; RFr.; Tulsa, OK)
- C** 66 Joe Michalski (6-4; 303; RSr.; Kansas City, KS)
- 51 Austin Kawecki (6-5; 281; RFr.; Frisco, TX)
- RG** 74 Preston Wilson (6-5; 295; RSr.; Argyle, TX)
- or- 68 Taylor Miterko (6-6; 296; RSr.; Carlsbad, NM)
- RT** 61 Jake Springfield (6-5; 323; RSr.; Flower Mound, TX)
- or- 67 Cole Birmingham (6-5; 325; RSr.; Katy, TX)
- WR** 17 Leon Johnson III (6-5; 215; Sr.; Bothell, WA)
- or- 5 Jaden Bray (6-2; 200; RSo.; Norman, OK)
- WR** 80 Brennan Presley (5-8; 175; Sr.; Tulsa, OK)
- 8 Blaine Green (6-1; 220; RSo.; Allen, TX)
- WR** 10 Rashod Owens (6-2; 219; RJr.; San Antonio, TX)
- 2 Talyn Shettron (6-2; 195; RFr.; Edmond, OK)
- TE** 16 Josiah Johnson (6-5; 235; *RSr.; Jacksonville, FL)
- or- 82 Quinton Stewart (6-2; 255; RJr.; Salina, KS)
- 86 Ian Edenfield (6-5; 272; *RSr.; Uniontown, PA)
- FB** 90 Braden Cassity (6-2; 241; *RSr.; Austin, TX)
- 38 Jake Schultz (6-3; 241; RSr.; Prague, OK)
- RB** 0 Ollie Gordon II (6-1; 211; So.; Fort Worth, TX)
- 3 Jaden Nixon (5-10; 185; RSo.; Dallas, TX)
- or- 24 Elijah Collins (6-0; 220; *RSr.; Detroit, MI)
- QB** 7 Alan Bowman (6-4; 209; *RSr.; Grapevine, TX)
- 12 Gunnar Gundy (6-1; 200; RSo.; Stillwater, OK)
- or- 13 Garret Rangel (6-2; 189; RFr.; Frisco, TX)

Defense

- DE** 96 Kody Walterscheid (6-6; 281; RSr.; Muenster, TX)
- 87 DeSean Brown (6-3; 254; RFr.; Choctaw, OK)
- or- 56 Xavier Ross (6-4; 290; RSr.; Cedar Hill, TX)
- NT** 93 Collin Clay (6-3; 310; RSr.; Oklahoma City, OK)
- or- 97 Justin Kirkland (6-4; 346; So.; Roy, UT)
- 71 Aden Kelley (6-2; 295; RSo.; Thomas, OK)
- DE** 94 Anthony Goodlow (6-5; 283; *RSr.; Del City, OK)
- or- 92 Nathan Latu (6-4; 265; *RSr.; Salt Lake City, UT)
- 95 Jaleel Johnson (6-4; 244; RFr.; Oklahoma City, OK)
- LB** 30 Collin Oliver (6-2; 235; Jr.; Oklahoma City, OK)
- 33 Donovan Stephens (6-0; 220; RSo.; Del City, OK)
- LB** 4 Nickolas Martin (6-0; 215; RSo.; Texarkana, TX)
- 32 Gabe Brown (6-2; 224; RFr.; Stillwater, OK)
- LB** 1 Xavier Benson (6-2; 224; *RSr.; Texarkana, TX)
- 22 Jeff Roberson (6-1; 230; RJr.; Harrah, OK)
- R** 5 Kendal Daniels (6-4; 213; RSo.; Beggs, OK)
- 15 Ty Williams (6-0; 200; RSo.; Muskogee, OK)
- S** 9 Trey Rucker (6-0; 207; RSr.; Waldorf, MD)
- 0 Lardarius Webb Jr. (5-10; 175; Jr.; Opelika, AL)
- S** 7 Cameron Epps (6-3; 208; RFr.; St. Louis, MO)
- or- 11 Dylan Smith (5-11; 170; Fr.; Little Elm, TX)
- CB** 2 Korie Black (6-0; 185; Sr.; Waco, TX)
- 8 D.J. McKinney (6-0; 174; RFr.; Colleyville, TX)
- CB** 3 Cam Smith (6-2; 191; RSo.; Little Elm, TX)
- 10 Kale Smith (5-11; 170; RSo.; Oklahoma City, OK)
- or- 24 De'kelvion Beamon (6-0; 203; RSo.; Shreveport, LA)

Specialists

- P** 79 Wes Pahl (6-5; 200; RJr.; Columbus, GA)
- or- 29 Hudson Kaak (6-1; 222; Fr.; Seymour, VIC, Australia)
- K** 19 Alex Hale (6-0; 205; *RSr.; Point Frederick, NSW, Australia)
- 69 Logan Ward (6-0; 210; RSo.; Edmond, OK)
- KO** 69 Logan Ward (6-0; 210; RSo.; Edmond, OK)
- 79 Wes Pahl (6-5; 200; RJr.; Columbus, GA)
- LS** 44 Shea Freibaum (6-1; 200; Fr.; Scottsdale, AZ)
- or- 63 Zeke Zaragoza (5-10; 205; *RSr.; Ontario, CA)
- H** 79 Wes Pahl (6-5; 200; RJr.; Columbus, GA)
- 29 Hudson Kaak (6-1; 222; Fr.; Seymour, VIC, Australia)
- KR** 80 Brennan Presley (5-8; 175; Sr.; Tulsa, OK)
- 3 Jaden Nixon (5-10; 185; RSo.; Dallas, TX)
- or- 24 Elijah Collins (6-0; 220; *RSr.; Detroit, MI)
- PR** 80 Brennan Presley (5-8; 175; Sr.; Tulsa, OK)
- 3 Jaden Nixon (5-10; 185; RSo.; Dallas, TX)

Pronunciations

1	Xavier Benson	EX-ay-vure
2	Talyn Shettron	TAL-in SHEH-truhn
6	Lyrik Rawls	LEER-ick
13	Garret Rangel	ran-GELL
22	Jeff Roberson	ROB-er-son
24	De'kelvion Beamon	dee-KELL-vee-on BEE-mun
37	Isreal Isuman-Hundley	iss-OO-mahn HUND-lee
44	Shea Freibaum	FRY-bom
51	Austin Kawecki	kuh-WECK-ee
56	Xavier Ross	ZAY-vure
63	Zeke Zaragoza	zare-uh-GO-zuh
66	Joe Michalski	muh-HALL-skee
68	Taylor Miterko	mih-TERK-oh
86	Ian Edenfield	ED-en-field
88	De'Zhaun Stribling	day-ZHAWN
92	Nathan Latu	LAH-too
96	Kody Walterscheid	walter-SHIED

Assistant Coaches and Gameday Locations



Joe Bob Clements

Co-Def. Coordinator/Linebackers
11th Year at Oklahoma State
Game Day Location: Field



Charlie Dickey

Offensive Line
Fifth Year at Oklahoma State
Game Day Location: Field



Tim Duffie

Def. Passing Game Coord./Cornerbacks
11th Year at Oklahoma State
Game Day Location: Field



Kasey Dunn

Assoc. HC/Off. Coordinator/Receivers
13th Year at Oklahoma State
Game Day Location: Booth



Dan Hammerschmidt

Safeties
Ninth Year at Oklahoma State
Game Day Location: Booth



Jason McEndoo

Tight Ends/Fullbacks
Ninth Year at Oklahoma State
Game Day Location: Field



Bryan Nardo

Defensive Coordinator
First Year at Oklahoma State
Game Day Location: Booth



Tim Rattay

Quarterbacks
Fourth Year at Oklahoma State
Game Day Location: Field



Greg Richmond

Defensive Line
Seventh Year at Oklahoma State
Game Day Location: Field



John Wozniak

Running Backs
Seventh Year at Oklahoma State
Game Day Location: Field



Player Tidbits - Offense

Left Tackle

71 Dalton Cooper
6-7; 311; RSR.; Prague, OK

- OSU's highest-graded O-lineman on PFF.
- His 46 career FBS starts rank as the most on the Cowboy roster.
- Transferred to OSU in 2023 after starting three years at Texas State.
- Made first OSU starts in the past 10 games.
- During his Texas State career he allowed just seven total sacks on nearly 1,400 passing plays.
- Earned 2021 All-Sun Belt honors.
- Named to the 2020 Freshman All-America Team by *The Athletic*.
- Also a talented HS basketball player.

67 Cole Birmingham
6-5; 325; RSR.; Katy, TX

- Starting LG vs. UC, OU and UH.
- Has 23 career starts.
- The only offensive player to start every game for the Cowboys in 2021.

Wide Receiver

17 Leon Johnson III
6-5; 215; Sr.; Bothell, WA

- A DIII First Team All-America honoree who made his first FBS start vs. Cincinnati with 149 receiving yards.
- Start vs. OU, recording 70 yds on 5 rec.
- First FBS TD catch at Houston (21 yds)
- Had 55 receptions for 1,156 yards and 14 TDs his final year at George Fox.
- Blocked five kicks during his three-year playing career with the Bruins.
- Was also a star outfielder and DH on the George Fox baseball team.
- Brother, Gabriel Johnson, plays football at Eastern Washington.

5 Jaden Bray
6-2; 200; RSo.; Norman, OK

- Missed three games; returned vs. UH.
- Led OSU in rec. yards before injury.
- Career-long 45-yd catch vs. K-State.
- Scored TDs at WVU and UH.

Left Guard

73 Jason Brooks Jr.
6-4; 298; R Jr.; Houston, TX

- Missed games vs. UC, UCF and UH.
- Has started 12 games in his career.
- Earned his first four OSU starts in the final six games of the 2022 season, with three starts at LG and one at RG.
- Played in all but two games during the 2022 season.
- Started his career at Vanderbilt and transferred to OSU in 2022.
- Played in six games and made one start at Vanderbilt in 2021.
- Saw action in one game at Vanderbilt in 2020.

78 Davis Dotson
6-6; 301; RFr.; Tulsa, OK

- A developing in-state prospect who redshirted his first season in 2022.
- A talented HS basketball player.
- Brother, Daniel, played b-ball at NSU.

Center

66 Joe Michalski
6-4; 303; RSR.; Kansas City, KS

- *Pronounced muh-HALL-skee*
- All-America candidate who ranks among PFF's best centers in pass blocking efficiency.
- PFF's highest-graded FBS center in week 7.
- Three-time Academic All-Big 12 honoree.
- Has 20 career starts, with 11 in 2023, five in 2022 and four in 2021.
- Has played in 44 career games.
- Has played at both center and guard.
- Played 11 games in 2022, missing only the Kansas State game.
- Played 14 games in 2021 and 7 in 2020.

51 Austin Kawecki
6-5; 281; RFr.; Frisco, TX

- *Pronounced kuh-WECK-ee*
- Saw action vs. ASU, UC and UCF.
- Played one game as a redshirt in 2022.
- Also HS powerlifter and baseball player.

Right Guard

74 Preston Wilson
6-5; 295; RSR.; Argyle, TX

- Three-time first team Academic All-Big 12.
- His 31 career OSU starts rank as the third most on the team behind only Jake Springfield and Brennan Presley.
- Has played in 44 career games.
- Started 10 games in 2022.
- Has played at center, guard and tackle during his OSU career.
- First year as regular starter was 2021.

68 Taylor Miterko
6-6; 296; RSR.; Carlsbad, NM

- *Pronounced mih-TERK-oh*
- 16 career starts, including three in 2023.
- Has played in 33 career games.
- 2020 Second Team Academic All-Big 12.
- The only New Mexico native on the Cowboy football roster this season.
- Chose OSU over Notre Dame, Washington, Nebraska, Oregon, TCU, Texas Tech, Baylor, Arizona State and others.

Right Tackle

61 Jake Springfield
6-5; 323; RSR.; Flower Mound, TX

- Bursworth Trophy semifinalist (1 of 10).
- Three-time first team Academic All-Big 12.
- His 37 Oklahoma State starts are the most on the team and the third-most overall FBS starts on the team.
- A former walk-on who was awarded a scholarship in August of 2020.
- 2022 hon. mention All-Big 12 (coaches).
- One of two offensive and six total Cowboys to start every game in 2022.
- Also wrestled as a HS freshman.
- Grandparents, dad, uncle, aunt and sister (who played softball) all attended OSU.

67 Cole Birmingham
6-5; 325; RSR.; Katy, TX

- Starting LG vs. UC, OU and UH.
- Has 23 career starts.
- The only offensive player to start every game for the Cowboys in 2021.

Wide Receiver

80 Brennan Presley
5-8; 175; Sr.; Tulsa, OK

- Multiple catches in 27 straight games.
- 15 catches for 189 yards at UH - both highs for any Big 12 player in 2023.
- 7 TDs in 2023 (5 receiving; 2 rushing)
- Big 12 leader in catches w/67 in 2023.
- Has 30 career starts.
- At least 50 rec. yds. in 22 of past 39 games.
- Two-time first team Academic All-Big 12.
- Led team w/67 rec. for 813 yds in 2022.
- 1,203 all-purp. yards in 2022 led team.
- 2022 hon. mention All-Big 12 (coaches).
- 2021 second team All-Big 12 returner.
- Big 12 top-5 in 2022 in rec./game

8 Blaine Green
6-1; 220; RSo.; Allen, TX

- Returned after missing 2022 to injury.
- Has played both WR and TE.
- Twin, Bryson, plays at Wisconsin.
- Scored a 46-yd catch vs. TCU in 2021.

Wide Receiver

10 Rashod Owens
6-2; 219; R Jr.; San Antonio, TX

- Has made his first 2023 starts in past 7 games and is OSU's second leading WR.
- Two career 100-yard games (both in 2023).
- Set career-highs in both catches and receiving yards with 10 for 136 in the Bedlam win over Oklahoma.
- Caught a 20-yard TD at Iowa State.
- Has played WR & TE, making 15 career starts with 37 career games played.
- Also a talented basketball player and triple jumper in high school who had the best high school triple jump in the state of Texas as a junior in 2019.

2 Talyn Shettron
6-2; 195; RFr.; Edmond, OK

- Six catches for 78 yards in 2023.
- Played four games in 2022.
- Under Armour AA who chose OSU over OU, Notre Dame, Texas and more.

Tight End

16 Josiah Johnson
6-5; 235; *RSr.; Jacksonville, FL

- 29-yard TD catch vs. Cincinnati.
- Has made nine starts this season.
- Super senior who spent five years at UMass, w/17 starts and 43 games played.
- Career long catch is 34 yards.
- Totaled 50 catches for 465 yards and five touchdowns, 18 carries for 82 yards and two touchdowns and 39 passing yards on 6-for-9 passing during his career with the Minutemen.
- The only Florida native on the roster.
- Also played basketball in high school.
- Backup QB to Mac Jones in HS.

82 Quinton Stewart
6-2; 255; R Jr.; Salina, KS

- A developing player who saw an increased role on offense in 2022.
- Scored a 2-yd TD catch at OU in 2022.
- Father, Paul, played football at VMI.

Fullback

90 Braden Cassidy
6-2; 241; *RSr.; Austin, TX

- Four-time Academic All-Big 12.
- Voted a season team captain by his teammates in 2022.
- 2021 hon. mention All-Big 12 selection.
- 17 career starts and 59 games played.
- A versatile player who has contributed on offense, defense and special teams. He arrived as a defensive end and moved to fullback/tight end.
- Mother, Colleen Hartman Rambusch, worked for OSU athletics in radio and TV, and father, Mike Cassidy, served as co-defensive coordinator at OSU.

38 Jake Schultz
6-3; 241; RSR.; Prague, OK

- Three-time first team Academic All-Big 12.
- 2022 hon. mention All-Big 12 (coaches).
- Former walk-on who earn a scholarship in the spring of 2022.

Running Back

0 Ollie Gordon II
6-1; 211; So.; Fort Worth, TX

- A Heisman Trophy and Doak Walker candidate.
- Leads the FBS in rushing yards, rushing YPG, 200-yard games and carries of at least 20, 30, 40 and 70 yards.
- 11 rushing TDs in OSU's past five games.
- More than 120 rushing yards in seven of OSU's past 8 games.
- No. 3 in the FBS with 152.4 all-purpose YPG.
- He and Barry Sanders are the only OSU players with back-to-back 250-yard rushing games.
- His 282 rushing yards at WVU (w/4 TDs) are the most for any FBS player in any game in 2023.
- 5th OSU player ever w/280+ rushing in a game.
- Historic game vs. KU with 168 rushing yards and 116 receiving yards. No other FBS player in 7 years had reached both those totals in a game.
- It was the first 100/100 game for a Cowboy since 1989 is one of four in the FBS this season.
- Had a career-long 75-yard rush vs. Cincinnati.
- Has started each of the first 11 games and scored a rushing touchdown in eight of them.
- His 2022 rushing total marked the most for any OSU true freshman since 2017.

Running Back

3 Jaden Nixon
5-10; 185; RSo.; Dallas, TX

- Scored a rushing TD against South Alabama and a 60-yard receiving TD at Iowa State.
- 2022 second team Academic All-Big 12; also hon. mention for the Big 12 Off. Freshman of the Year.
- Ranked 3rd on the team with 755 all-purpose yards in 2022; tied for 4th with four total TDs.
- His 98-yard return TD at Baylor in 2022 tied for the eighth-longest kickoff return in OSU history.
- Father was on the OSU football and track teams, and mother was on the OSU track team.

24 Elijah Collins
6-0; 220; *RSr.; Detroit, MI

- Scored a 17-yard rushing TD against Central Arkansas and 26-yd rush against Cincinnati.
- A super senior transfer from Michigan State who earned All-Big Ten honors as a freshman and was named a season team captain as a senior during his time with the Spartans.
- Has four career 100-yd rushing games with a career-best 192-yd game against WMU in 2019.
- As a freshman in 2019, led the team and ranked fourth in the Big Ten with 988 rushing yards.

Quarterback

7 Alan Bowman
6-4; 209; *RSr.; Grapevine, TX

- Recorded highest passing total since 2020 with 348 at UH. Had 336 vs KU and 334 in Bedlam.
- Has now played in 11 straight games, marking the longest streak of his collegiate career.
- PFF graded his performances against OU and UH as his best games since 2018. The second-highest graded Big 12 QB for the week of the WVU game and 7th-best Power 5 QB for UH week.
- Returned to Big 12 after stints at Texas Tech and Mich.
- His start at Arizona State was his first in 1,008 days, and he has started each game since then.
- After a three-man rotation in the first three games of 2023, he won the full-time job and has taken every meaningful snap since then.
- Since taking over as the full-time QB, he has averaged 281.5 passing yards per game and been accountable for 12 total touchdowns.
- Has played 36 career games with 26 starts, totaling 7,816 passing yds and 44 passing TDs in his career.
- Played against Oklahoma State twice during his time at Texas Tech, both were played in Stillwater.
- His 605-yd passing game in 2018 makes him the only active FBS player with a 600-yd passing game.

Quarterback

12 Gunnar Gundy
6-1; 200; RSo.; Stillwater, OK

- His 61.8 completion percentage leads the team in 2023. (21-for-34 with no interceptions).
- First team Academic All-Big 12 in 2022, playing four games that season and earning the lone start of his career thus far in a win over Iowa State.
- Totaled 317 yards of total offense in 2022, including 247 passing yards and three TDs.
- His 83-yard TD pass vs. ISU in 2022 was a career-long and the longest play against ISU all year.
- Big All-City Off. Player of the Year as HS senior.

13 Garret Rangel
6-2; 189; RFr.; Frisco, TX

- *Pronounced ran-GELL*
- Has completed 53.1% of his pass attempts in 2023 with two passing touchdowns.
- Played four games as a redshirt in 2022, starting vs. Kansas, West Virginia and Wisconsin.
- Finished 2022 with 71 passing yards to rank as the third-most among Power Five true freshmen, the eighth-most among FBS true freshmen and the most among Big 12 true freshmen.
- Passed for 304 yards against KU in 2022.



Player Tidbits - Defense and Special Teams

Defensive End

96 Kody Walterscheid
6-6; 281; RSR.; Muenster, TX

Pronounced walter-SHIED

- Starter in each 2023 game; FR vs. OU.
- Blocked FG in the 2023 and 2021 openers.
- Two-time Academic All-Big 12 selection.
- Has played 47 career games.
- Played in all 13 games in 2022 and earned the first starts of his career vs. Iowa St., Oklahoma and Wisconsin.
- Made two fumble recoveries in 2022 to rank No. 1 the Big 12 and No. 22 in the FBS.
- Credited with 51 tackles, 4.5 TFL, 2 PBU, 1 FR and 6 QBH in his career.
- Brother, Cole, also played DE at OSU.

87 DeSean Brown
6-5; 254; RFR.; Choctaw, OK

- Has played in each game this year, making six total tackles.
- Played two games in 2022 (1 tackle).
- Also played basketball in high school.

Nose Tackle

93 Collin Clay
6-3; 310; RSR.; Oklahoma City, OK

- 34 games played rank 3rd on OSU's D-line.
- Made his first three career starts in 2022 after missing 2020 and 2021 to injury.
- Played in 11 of 12 games as a true freshman at Arkansas with 17 tackles in 2019 before transferring to OSU.
- Held offers from Oklahoma State, Florida, Georgia, Missouri, Oregon, Arkansas, Michigan and others.

97 Justin Kirkland
6-4; 346; So.; Roy, UT

- Made first FBS starts vs. OU, UCF and UH.
- A strong transfer from Utah Tech who played 11 games at the FCS level.
- Recorded 40 tackles in his first season of college football at Utah Tech, 18 solo stops, 6.0 TFL and 2.0 sacks.
- Earned all-state on offense and defense in HS, also lettering in basketball, tennis and track and field.

Defensive End

94 Anthony Goodlow
6-5; 283; *RSr.; Del City, OK

- Made his first starts at OSU in the past seven games.
- His 35 total tackles this season are the most on the OSU D-line.
- 5.5 TFL and 2.0 sacks this year, recording sacks vs. ASU and OU.
- Super senior transfer with 48 games and 22 starts at TU (All-AAC in 2022).
- Totaled 20.5 TFL and 12.0 sacks at TU.

92 Nathan Latu
6-4; 265; *RSr.; Salt Lake City, UT

Pronounced LAH-too

- A super senior who made his first career start vs. UCA and had career bests with 6 tackles and 1.5 sacks.
- Has played in 28 career OSU games.
- Tied for 3rd on the team and first on the D-line with 2.0 sacks in 2023.
- Twin, Cameron Latu, played tight for Alabama and is now with the 49ers.

Linebacker

30 Collin Oliver
6-2; 235; Jr.; Oklahoma City, OK

- Moved from DE to LB in 2023.
- No. 2 in the FBS with 4 FF in 2023.
- 64 tackles, 6.0 sacks (2.5 vs. KU), 13.5 TFL, 5 PBU, 4 FF, 1 FR, 8 QBH in 2023.
- 2022 first team Academic All-Big 12.
- Two-time All-Big 12 selection.
- Led team with 5.0 sacks and 12 QBH in 2022.
- In 2021, the Unanimous Big 12 Defensive Freshman of the Year, Freshman of the Year finalist and a freshman AA.
- Finished 2021 ranked No. 7 in the FBS with 11.5 sacks, which also set a freshman record at OSU.

33 Donovan Stephens
6-0; 220; RSo.; Del City, OK

- Played in all 13 games on special teams in 2022 and is seeing a role on defense in 2023.
- HS state qualifier in powerlifting and track.

Linebacker

4 Nickolas Martin
6-0; 215; RSo.; Texarkana, TX

- A leading candidate for Big 12 Def. POTY and All-America honors.
- Leads Big 12 w/112 total tackles in 2023.
- No. 7 in the FBS w/5.7 solo tackles/game and No. 13 w/ 10.2 tackles/game.
- Only Power Five player with two 17 tackle games in 2023 (vs. KSU & WVU).
- 6 sacks, 7 QBH a FF and INT in 2023.
- Has started every game in 2023.
- 13 games in 2022, making 15 tackles.
- RS in 2021, playing in three games.
- Same HS as OSU LB Xavier Benson.
- Received offers to play RB and LB.

32 Gabe Brown
6-2; 224; RFR.; Stillwater, OK

- Has seen limited time on defense and played in nine games this season, mostly on special teams.
- Saw action in one game in 2022.

Linebacker

1 Xavier Benson
6-2; 224; *RSr.; Texarkana, TX

- Big 12 Def. POTY vs. OU (3.0 TFL, FF, FR, sack)
- Has 50 tackles and 7.0 TFL in 2023.
- One of two defenders on the 2023 roster who started every game in 2022.
- OSU's third-leading tackler in 2022.
- Started every game since he got to OSU.
- A JUCO product who joined OSU in 2022 with Big 12 starting experience.
- Began his career at Texas Tech then moved on to Tyler JC then OSU.
- His 120 total tackles at Tyler JC in 2021 ranked No. 1 in the NJCAA.
- Went to the same HS as Nickolas Martin.

22 Jeff Roberson
6-1; 230; R Jr.; Harrah, OK

Pronounced ROB-er-son

- Missed 2022 to injury; has played special teams and now defense in 2023.
- Competed in b-ball and track in HS.

Rover

5 Kendal Daniels
6-4; 213; RSo.; Beggs, OK

- 2nd on team w/ 83 tackles in 2023.
- Had an INT vs. KU; forced and recovered fumble on same play at WVU.
- 2022 first team Academic All-Big 12.
- 2022 Big 12 Def. Freshman of the Year and second team All-Big 12 (coaches).
- 2022 Freshman All-America Team.
- No. 4 among all FBS fr. in 2022 with three INT and No. 5 in tackles/game.
- 2022 game-sealing INT vs. Texas.
- Chose OSU over Alabama, Clemson, Oklahoma, Georgia, LSU, Notre Dame, USC, Oregon, Texas A&M and others.

15 Ty Williams
6-0; 200; RSo.; Muskogee, OK

- 2022 first team Academic All-Big 12.
- Has played in 27 career games.
- Over 5,000 yds and 41 TDs as HS QB.
- Also wrestling, b-ball and track in HS.

Safety

9 Trey Rucker
6-0; 207; RSR.; Waldorf, MD

- OSU's third-leading tackler in 2023.
- Career-high 11 tackles vs. K-State.
- Made first 11 OSU starts in 2023.
- A transfer who arrived at OSU in 2021 after he began at Wake Forest.
- Took a redshirt in 2022, but made a big impact in the bowl game.
- Played in all 14 games in 2021.
- Has 178 career tackles and four INTs.
- Played 18 games in 2 years at Wake Forest w/ 9 starts as a freshman in 2019.
- Originally from Waldorf, Md., but graduated HS at Flint Hill in Virginia.

0 Lardarius Webb Jr.
5-10; 175; Jr.; Opelika, AL

Pronounced lahr-DARE-E-us

- Earned NJCAA All-America honors.
- Father, Lardarius Sr., played for the NFL's Baltimore Ravens.

Safety

7 Cameron Epps
6-3; 208; RFR.; St. Louis, MO

- Made 3rd INT of 2023 vs. Cincinnati.
- One of four FBS freshman with a pick six vs. a Power 5 team in 2023.
- Had a 35-yd pick six, 2 total interceptions, 2 PBU and 5 tackles vs. K-State.
- The first OSU freshman w/ 2 picks in a game since 2010 and first OSU freshman with a pick-six since 2014.
- Arrived as CB; moved to S in 2023.
- Made first 6 starts in past 8 games, but has played in every game in 2023.
- RS in 2022, playing in four games.
- Two-way standout in high school.

11 Dylan Smith
5-11; 170; Fr.; Little Elm, TX

- Made first career start at UCF.
- First OSU true freshman with 2 INT in a season since Ramon Richards in 2014.
- Arrived as CB; moved to S in 2023.

Cornerback

2 Korie Black
6-0; 185; Sr.; Waco, TX

- First career INT at WVU in 2023.
- Blocked a FG and forced a fumble vs. UCA.
- One of two defenders on the 2023 roster who started every game in 2022.
- Blocked FG in 2021 Big 12 Championship.
- Experienced CB w/48 career games.
- Made his first 13 career starts in 2022.
- Played in all 14 games as a soph. and in 10 games as a true freshman.
- Recovered three dropped punts in 2021 and all three led to OSU scoring drives.
- Also excelled in track and basketball in HS.
- Father, Keith, played DB at K-State

8 D.J. McKinney
6-0; 174; RFR.; Colleyville, TX

- Leads OSU CBs with 28 tackles in 2023.
- Saw action in four games while taking a redshirt in 2022, recording 2 tackles.
- Also played basketball in high school.

Cornerback

3 Cam Smith
6-2; 191; RSo.; Little Elm, TX

- First career INT at UH last week.
- Has started each game in 2023.
- Played in all 13 games in 2022 and earned his first three career starts.
- 1 of 2 freshmen to start on defense in 2022.
- His 22 tackles in 2022 ranked third among OSU's cornerbacks.
- Played twice in 2021, recording a tackle vs. Notre Dame in the Fiesta Bowl.
- Also a track and basketball athlete in HS.
- His father and grandfather played football at Grambling State, and grandfather, Charles Smith, played for the Philadelphia Eagles.

10 Kale Smith
5-11; 170; RSo.; Oklahoma City, OK

- Has played every game in 2023.
- Played three games in 2022.
- An in-state product who played at the same high school as Mike Gundy.
- Also played basketball in high school.

Kicker

19 Alex Hale
6-0; 205; *RSr.; Point Frederick, NSW, AU

- A 2023 Lou Groza Award semifinalist.
- 2023 William V. Campbell Trophy semifinalist.
- No. 1 in the FBS at 2.18 FG per game in 2023 (24-for-30 on the year).
- Four-time first team Academic All-Big 12.
- A 2020 Lou Groza Award semifinalist.
- Ranked No. 2 in the FBS at 2.17 FG per game in 2020 before getting injured.
- Career-long FG is 53 yards (twice).
- 40-for-50 in career field goal attempts, including 13-of-14 in 2020.
- Has 37 kick offs for 2,274 yards.
- Talented surfer and wakeskater - the U19 Wakeskate World Champion.

69 Logan Ward
6-0; 210; RSo.; Edmond, OK

- All 69 of OSU's kickoffs in 2023.
- 2022 first team Academic All-Big 12.
- OSU's starting punter in the final five games of 2022, with a long of 63-yds.
- Made a 55-yard field goal in high school

Punter

79 Wes Pahl
6-5; 200; R Jr.; Columbus, GA

- A walk-on transfer who began his career at Western Kentucky in 2020 before arriving at OSU in 2023.
- Has made his first 25 career punts this season with a long of 61 yards.
- Saw his first career playing time at WKU in 2022, playing in all 14 games as the team's holder on place kicks.
- As the 2022 holder, he helped the Hilltoppers make 18-of-25 FGA.
- Went a combined 13-of-18 on field goals in his final two years of HS.
- One of three Georgia natives on the 2023 Cowboy roster.

29 Hudson Kaak
6-1; 222; Fr.; Seymour, VIC, AU

- An Australian who trained at ProKick Australia, the same program that produced OSU punter Tom Hutton.
- Played Australian-rules football for the Murray Bushrangers in Victoria.

Long Snapper

44 Shea Freibaum
6-1; 200; Fr.; Scottsdale, AZ

Pronounced FRY-bahm

- OSU's long snapper on punts in 2023.
- True freshman who was one of the top long snapper prospects in the nation.
- Had the best charting score at Kohl's Snapping Camp among more than 200 players to earn a spot in the 2023 Under Armour All-America Game.
- Listed as the No. 2 LS in the 2023 class.
- 1 of 2 AZ natives on 2023 OSU roster.

63 Zeke Zaragoza
5-10; 205; *RSr.; Ontario, CA

- OSU's long snapper on place kicks in 2023.
- 2022 first team Academic All-Big 12.
- A walk-on with an amazing story of overcoming a rare medical condition (oposoclonus-myoclonus syndrome) to become a Power Five football player.
- Has seen playing time over the past three seasons with a perfect snap rate.
- One of six on the 2021 Uplifting Athletes Rare Disease Champion Team.

Kick/Punt Returner

80 Brennan Presley
5-8; 175; Sr.; Tulsa, OK

- 48 career games played.
- 2021 second team All-Big 12 returner.
- 2022 hon. mention All-Big 12 (coaches).
- Two-time first team Academic All-Big 12.
- Has 41 career kickoff returns with an average of 26.2 yards, including a 100-yard TD return in 2021 vs. OU.
- Has 43 career punt returns for 228 yards with a long of 23 yards.
- His 1,203 all-purpose yards were 440 more than any other Cowboy in 2022.
- Finished 2022 among the Big 12's top-5 in combined kick return yards.
- 2019 Okla. Gatorade HS Player of the Year.

3 Jaden Nixon
5-10; 185; RSo.; Dallas, TX

- 98-yard KO ret. TD at Baylor in 2022 tied for the 8th-longest in OSU history.
- Has 25 career kickoff returns for 616 total yards, an average of 24.6 yards.
- Two punt ret. (2021 vs. KU/2023 vs. KU)



Numerical Roster

No.	Name	Pos.	Ht.	Wt.	Yr.-Exp.	Hometown / HS / Previous School
0	Ollie Gordon II	RB	6-1	211	So.-1L	Fort Worth, TX / Eules Trinity
0	Lardarius Webb Jr.	S	5-10	175	Jr.-TR	Opelika, AL / Jackson Academy / Jones College
1	Xavier Benson	LB	6-2	224	*RSr.-1L	Texarkana, TX / Pleasant Grove / TTU / Tyler J.C.
2	Korie Black	CB	6-0	185	Sr.-3L	Waco, TX / Connally
2	Talyn Shettron	WR	6-2	195	RFr.-RS	Edmond, OK / Santa Fe
3	Jaden Nixon	RB	5-10	185	RSO.-1L	Dallas, TX / Lone Star
3	Cam Smith	CB	6-2	191	RSO.-1L	Little Elm, TX / Braswell
4	Nickolas Martin	LB	6-0	215	RSO.-1L	Texarkana, TX / Pleasant Grove
5	Jaden Bray	WR	6-2	200	RSO.-1L	Norman, OK / Norman
5	Kendal Daniels	S	6-4	213	RSO.-1L	Beggs, OK / Beggs
6	Zane Flores	QB	6-3	200	Fr.-HS	Gretna, NE / Gretna
6	Lyrik Rawls	S	6-1	212	RSO.-1L	Jefferson, TX / Marshall
7	Alan Bowman	QB	6-4	209	*RSr.-TR	Grapevine, TX / Grapevine / Texas Tech / Michigan
7	Cameron Epps	CB	6-3	208	RFr.-RS	St. Louis, MO / Chaminade
8	Blaine Green	WR	6-1	220	RSO.-1L	Allen, TX / Allen
8	D.J. McKinney	CB	6-0	174	RFr.-RS	Colleyville, TX / Colleyville Heritage
9	Trey Rucker	S	6-0	207	RSr.-1L	Waldorf, MD / Flint Hill (VA) / Wake Forest
10	Rashod Owens	WR	6-2	219	RJr.-2L	San Antonio, TX / Roosevelt
10	Kale Smith	CB	5-11	170	RSO.-2L	Oklahoma City, OK / Midwest City
11	Tabry Shettron	TE	6-4	231	RFr.-RS	Edmond, OK / Santa Fe
11	Dylan Smith	S	5-11	170	Fr.-HS	Little Elm, TX / Braswell
12	Kam Franklin	S	6-2	190	Fr.-HS	Oak Grove, LA / Oak Grove
12	Gunnar Gundy	QB	6-1	200	RSO.-1L	Stillwater, OK / Stillwater
13	RJ Lester	CB	6-1	175	Fr.-HS	Fort Smith, AR / Northside
13	Garret Rangel	QB	6-2	189	RFr.-1L	Frisco, TX / Lone Star
14	Nick Session	S	6-0	193	RJr.-1L	Gardena, CA / East (UT)
14	Peyton Thompson	QB	6-1	214	RSr.-TR	Tulsa, OK / Union / Oklahoma State / Central Oklahoma
15	Ty Williams	S	6-0	200	RSO.-1L	Muskogee, OK / Muskogee
16	Josiah Johnson	TE	6-5	235	*RSr.-TR	Jacksonville, FL / Bolles School / UMass
17	Leon Johnson III	WR	6-5	215	Sr.-TR	Bothell, WA / Bothell / George Fox
17	Tywon Wray Jr.	S	6-2	185	Fr.-HS	Smyrna, GA / Campbell
19	Alex Hale	K	6-0	205	*RSr.-3L	Point Frederick, NSW, Australia / St. Edward's
19	Gabriel Rodriguez	S	5-9	165	Fr.-HS	Wagoner, OK / Wagoner
20	DeSean Buckner	CB	6-0	205	RJr.-Sq	Pine Bluff, AR / White Hall
20	Sesi Vailahi	RB	5-11	195	Fr.-HS	Salt Lake City, UT / West
22	Jeff Roberson	LB	6-1	230	RJr.-1L	Harrah, OK / Choctaw
23	Kenneth Harris	CB	6-0	193	Sr.-TR	Columbia, LA / Caldwell Parish / Arkansas State
23	Jalen Pope	WR	6-0	185	Fr.-HS	Aledo, TX / Aledo
24	De'kelvion Beamon	CB	6-0	203	RSO.-Sq	Shreveport, LA / Huntington
24	Elijah Collins	RB	6-0	220	*RSr.-TR	Detroit, MI / University of Detroit Jesuit / Michigan State
25	Hudson Devins	RB	5-11	205	Fr.-HS	Berea, OH / Berea-Midpark
25	Ike Esonwune	LB	6-2	215	Fr.-HS	Austin, TX / Manor
26	Jordan Reagan	CB	6-1	184	RJr.-2L	Bixby, OK / Bixby
27	Raymond Gay II	S	5-10	180	RSO.-1L	Red Oak, TX / Red Oak
28	Eli Williams	S	6-1	184	RFr.-RS	Stillwater, OK / Stillwater
29	Hudson Kaak	P	6-1	222	Fr.-HS	Seymour, VIC, Australia / ProKick Australia
29	Cooper Lai	S	6-1	180	Fr.-HS	Tulsa, OK / Cascia Hall
30	Collin Oliver	LB	6-2	235	RJr.-2L	Oklahoma City, OK / Edmond Santa Fe
31	Chance Clements	LB	6-2	207	RFr.-RS	Stillwater, OK / Stillwater
31	Jaxon Deason	WR	5-10	170	RFr.-RS	San Antonio, TX / Central Catholic
32	Gabe Brown	LB	6-2	224	RFr.-RS	Stillwater, OK / Stillwater
33	Donovan Stephens	LB	6-0	220	RSO.-1L	Del City, OK / Del City
35	Poasa Utu	LB	6-1	205	Fr.-HS	Arlington, TX / Kennedale
36	Ty Walls	WR	6-0	180	Fr.-HS	Jenks, OK / Jenks
37	Isreal Isuman-Hundley	DE	6-5	257	RSr.-Sq	Colleyville, TX / Heritage
37	Seth Swirczynski	RB	5-11	191	RFr.-RS	Muenster, TX / Sacred Heart
38	Jake Schultz	FB	6-3	241	RSr.-3L	Prague, OK / Prague
38	Kade Welcher	S	6-0	182	RSO.-HS	Rockwall, TX / Rockwall
39	Parker Robertson	S	5-11	180	RSO.-1L	Dallas, TX / Dallas Christian
40	Garrick Martin	S	6-0	182	RJr.-Sq	Stillwater, OK / Stillwater / Emporia State
41	Constantino Borrelli	LB	5-11	220	RJr.-Sq	Ramsey, NJ / Don Bosco Prep
42	Grant Mirabal	LB	6-2	230	Fr.-HS	Argyle, TX / Argyle
44	Shea Freibaum	LS	6-1	200	Fr.-HS	Scottsdale, AZ / Saguaro
44	Justin Wright	LB	6-2	244	*RSr.-TR	Abiene, TX / Cooper / Tulsa
45	Justin Crutchmer	LB	6-0	180	Fr.-HS	Pearcy, AR / Lake Hamilton
47	Luke McEndoo	FB	6-1	256	RSO.-Sq	Stillwater, OK / Stillwater
47	Patrick Ojo	DE	6-2	238	RFr.-RS	Grand Prairie, TX / Lake Ridge
48	Bryce Drummond	TE	6-3	219	RSO.-TR	Pawhuska, OK / Pawhuska / North Texas
48	Elijah Wright	LB	5-9	237	RJr.-Sq	Vian, OK / Vian / Central Oklahoma
49	Thomas Murray	K	5-11	175	RFr.-TR	Shreveport, LA / Captain Shreve / Temple
51	Bo Hardy	LB	5-11	213	RJr.-1L	Piedmont, OK / Piedmont
51	Austin Kawecki	OL	6-5	281	RFr.-RS	Frisco, TX / Lebanon Trail
52	Garrett Keith	OL	6-4	275	Fr.-HS	Ardmore, OK / Plainview

No.	Name	Pos.	Ht.	Wt.	Yr.-Exp.	Hometown / HS / Previous School
53	Andrew McCall	LB	6-0	209	Fr.-HS	Atoka, OK / Atoka
54	Marcus Duckworth	NT	6-1	300	RJr.-Sq	North Richland Hills, TX / Birdville
54	Jude Ropp	OL	6-4	280	Fr.-HS	Stillwater, OK / Stillwater
56	Xavier Ross	DE	6-4	290	RSr.-2L	Cedar Hill, TX / Cedar Hill
57	Ryan Baker	DE	6-3	235	RJr.-Sq	Cashion, OK / Cashion
57	Osker Ehrlich	LS	6-3	200	RFr.-RS	Stillwater, OK / Stillwater
58	Viliani Makahununiu	OL	6-4	304	RFr.-RS	Norman, OK / Norman
59	Kason Shrum	K	6-1	160	RJr.-Sq	Tulsa, OK / Broken Arrow / UA Rich Mountain
61	Jake Springfield	OL	6-5	323	RSr.-3L	Flower Mound, TX / Flower Mound
62	Jamison Mejia	OL	6-5	280	Fr.-HS	Broken Arrow, OK / Broken Arrow
63	Zeke Zaragoza	LS	5-10	205	*RSr.-Sq	Ontario, CA / Ontario Christian / Dordt / SBVC
64	Jarrett Henry	OL	6-6	310	So.-TR	Palestine, TX / Palestine / Trinity Valley CC
65	Hilton Marsh	OL	6-0	275	RSO.-Sq	Keller, TX / Keller
66	Joe Michalski	OL	6-4	303	RSr.-3L	Kansas City, KS / St. Thomas Aquinas
67	Cole Birmingham	OL	6-5	325	RSr.-1L	Katy, TX / Katy
67	Jaelen Tucker	NT	6-1	269	RFr.-RS	Oklahoma City, OK / Edmond Santa Fe
68	Taylor Miterko	OL	6-6	296	RSr.-3L	Carlsbad, NM / Carlsbad
69	Evan Bax	OL	6-4	280	RFr.-RS	East Cobb, GA / Walton
69	Logan Ward	K	6-0	210	RSO.-1L	Edmond, OK / Deer Creek
70	Jake Endean	OL	6-6	297	Fr.-HS	Tucson, AZ / Tanque Verde
70	Jed Wagner	NT	6-2	307	RSO.-Sq	Tulsa, OK / Cascia Hall
71	Dalton Cooper	OL	6-7	311	RSr.-TR	Prague, OK / Prague / Texas State
71	Aden Kelley	NT	6-2	295	RSO.-1L	Thomas, OK / Thomas-Fay-Custer
72	Calvin Harvey	OL	6-8	345	RFr.-RS	Houston, TX / Ridge Point
73	Jason Brooks Jr.	OL	6-4	298	RJr.-1L	Houston, TX / Dobie / Vanderbilt
74	Preston Wilson	OL	6-5	295	RSr.-3L	Argyle, TX / Argyle
75	Jakobe Sanders	OL	6-3	336	Fr.-HS	Stillwater, OK / Stillwater
77	Noah McKinney	OL	6-5	317	RFr.-TR	Henderson, NV / Coronado / UNLV
78	Davis Dotson	OL	6-6	301	RFr.-RS	Tulsa, OK / Berryhill
79	Wes Pahl	P	6-5	200	RJr.-TR	Columbus, GA / Brookstone / Western Kentucky
79	Gage Stanaland	OL	6-5	285	Fr.-HS	Tuscola, TX / Jim Ned
80	Brennan Presley	WR	5-8	175	Sr.-3L	Tulsa, OK / Bixby
81	Camron Heard	WR	6-0	160	Fr.-HS	Houston, TX / Furr
82	Quinton Stewart	TE	6-2	255	RJr.-1L	Salina, KS / Salina Central
83	Cale Cabiness	WR	6-2	200	RJr.-2L	Norman, OK / Norman North
84	Mason Gilkey	WR	6-3	175	RFr.-RS	Pawhuska, OK / Pawhuska
85	Tykie Andrews	WR	6-1	185	Fr.-HS	Enid, OK / Enid
86	Ian Edenfield	TE	6-5	272	*RSr.-TR	Uniontown, PA / Laurel Highlands / California (PA)
87	DeSean Brown	DE	6-3	254	RFr.-RS	Choctaw, OK / Choctaw
87	Cason Cabiness	WR	6-2	175	Fr.-HS	Norman, OK / Norman North
88	Landon Dean	DE	6-5	270	RFr.-RS	Frontenac, KS / Frontenac
88	De'Zhaun Stribling	WR	6-3	205	Jr.-TR	Kapolei, HI / Kapolei / Washington State
90	AJ Ridener	NT	6-1	321	RFr.-RS	Jenks, OK / Jenks
90	Bradren Cassidy	FB	6-2	241	*RSr.-4L	Austin, TX / Westlake
91	Jaedon Foreman	DE	6-5	250	Fr.-HS	Del City, OK / Del City
92	Nathan Latu	DE	6-4	265	*RSr.-2L	Salt Lake City, UT / Olympos / Snow College
93	Collin Clay	NT	6-3	310	RSr.-1L	Oklahoma City, OK / Putnam City / Arkansas
94	Anthony Goodlow	DE	6-5	283	*RSr.-TR	Del City, OK / Del City / Tulsa
95	Jaleel Johnson	DE	6-4	244	RFr.-RS	Oklahoma City, OK / Putnam City North
96	Kody Walterscheid	DE	6-6	281	RSr.-3L	Muenster, TX / Muenster
97	Justin Kirkland	NT	6-4	346	So.-TR	Roy, UT / Roy / Utah Tech
99	Iman Oates	NT	6-3	308	Jr.-TR	Tulsa, OK / Edison / Northeastern Oklahoma A&M

* Player has elected to use an extra year of eligibility due to NCAA ruling surrounding COVID-19. (Eligibility has been advanced, but players who were eligible in 2020 have an extra year of eligibility)

Pronunciations

0	Lardarius Webb Jr.	lahr-DARE-E-us	47	Luke McEndoo	MACK-en-doo
1	Xavier Benson	EX-ay-vure	51	Austin Kawecki	kuh-WECK-ee
2	Talyn Shettron	TAL-in SHEH-truhn	56	Xavier Ross	ZAY-vure
6	Zane Flores	FLOORS	57	Osker Ehrlich	UR-lick
6	Lyrik Rawls	LEER-ick	58	Viliani Makahununiu	VIL-ee-AH-nee
11	Tabry Shettron	TAY-bree SHEH-truhn			MAH-kah-HOO-new-NEE-oo
13	Garret Rangel	ran-GELL	62	Jamison Mejia	muh-HE-uh
20	Sesi Vailahi	sess-E vy-LAH-he	63	Zeke Zaragoza	zare-uh-GO-zuh
22	Jeff Roberson	ROB-er-son	66	Joe Michalski	muh-HALL-skee
24	De'kelvion Beamon	dee-KELL-vee-on BEE-mun	68	Taylor Miterko	mih-TERK-oh
25	Ike Esonwune	IKE eh-SU-weh-neh	70	Jack Endean	en-DEEN
26	Jordan Reagan	RAY-jin	86	Ian Edenfield	ED-en-FIELD
35	Poasa Utu	po-AH-suh OO-too	88	De'Zhaun Stribling	day-ZHAHN
37	Isreal Isuman-Hundley	iss-OO-mahn HUND-lee	92	Nathan Latu	LAH-too
37	Seth Swirczynski	swur-ZIN-skee	96	Kody Walterscheid	walter-SHIED
41	Constantino Borrelli	CON-stuhn-TEE-no bore-RELL-ee			(not walter-SHEED)
44	Shea Freibaum	FRY-bom	99	Iman Oates	EYE-muhn



Alphabetical Roster

No.	Name	Pos.	Ht.	Wt.	Yr.-Exp.	Hometown / HS / Previous School
85	Tykie Andrews	WR	6-1	185	Fr.-HS	Enid, OK / Enid
57	Ryan Baker	DE	6-3	235	RJr.-Sq	Cashion, OK / Cashion
69	Evan Bax	OL	6-4	280	RFr.-RS	East Cobb, GA / Walton
24	De'kelvion Beamon	CB	6-0	203	RSo.-Sq	Shreveport, LA / Huntington
1	Xavier Benson	LB	6-2	224	*RSr.-1L	Texarkana, TX / Pleasant Grove / Tyler J.C.
67	Cole Birmingham	OL	6-5	325	RSr.-1L	Katy, TX / Katy
2	Korie Black	CB	6-0	185	Sr.-3L	Waco, TX / Connally
41	Constantino Borrelli	LB	5-11	220	RJr.-Sq	Ramsey, NJ / Don Bosco Prep
7	Alan Bowman	QB	6-4	209	*RSr.-TR	Grapevine, TX / Grapevine / Texas Tech / Michigan
5	Jaden Bray	WR	6-2	200	RSo.-1L	Norman, OK / Norman
73	Jason Brooks Jr.	OL	6-4	298	RJr.-1L	Houston, TX / Dobie / Vanderbilt
87	DeSean Brown	DE	6-3	254	RFr.-RS	Choctaw, OK / Choctaw
32	Gabe Brown	LB	6-2	224	RFr.-RS	Stillwater, OK / Stillwater
20	DeSean Buckner	CB	6-0	205	RJr.-Sq	Pine Bluff, AR / White Hall
83	Cale Cabbiness	WR	6-2	200	RJr.-2L	Norman, OK / Norman North
87	Cason Cabbiness	WR	6-2	175	Fr.-HS	Norman, OK / Norman North
90	Braden Cassidy	FB	6-2	241	*RSr.-4L	Austin, TX / Westlake
93	Collin Clay	NT	6-3	310	RSr.-1L	Oklahoma City, OK / Putnam City / Arkansas
31	Chance Clements	LB	6-2	207	RFr.-RS	Stillwater, OK / Stillwater
24	Elijah Collins	RB	6-0	220	*RSr.-TR	Detroit, MI / University of Detroit Jesuit / Michigan State
71	Dalton Cooper	OL	6-7	311	RSr.-TR	Prague, OK / Prague / Texas State
45	Justin Crutchmer	LB	6-0	180	Fr.-HS	Pearcy, AR / Lake Hamilton
5	Kendal Daniels	S	6-4	213	RSo.-1L	Beggs, OK / Beggs
88	Landon Dean	DE	6-5	270	RFr.-RS	Frontenac, KS / Frontenac
31	Jaxon Deason	WR	5-10	170	RFr.-RS	San Antonio, TX / Central Catholic
25	Hudson Devins	WR	5-11	205	Fr.-HS	Berea, OH / Berea-Midpark
78	Davis Dotson	OL	6-6	301	RFr.-RS	Tulsa, OK / Berryhill
48	Bryce Drummond	TE	6-3	219	RSo.-TR	Pawhuska, OK / Pawhuska / North Texas
54	Marcus Duckworth	NT	6-1	300	RJr.-Sq	North Richland Hills, TX / Birdville
86	Ian Edenfield	TE	6-5	272	*RSr.-TR	Uniontown, PA / Laurel Highlands / California (PA)
57	Osker Ehrlich	LS	6-3	200	RFr.-RS	Stillwater, OK / Stillwater
70	Jack Endean	OL	6-6	297	Fr.-HS	Tucson, AZ / Tanque Verde
7	Cameron Epps	CB	6-3	208	RFr.-RS	St. Louis, MO / Chaminade
25	Ike Esonwune	LB	6-2	215	Fr.-HS	Austin, TX / Manor
6	Zane Flores	QB	6-3	200	Fr.-HS	Gretna, NE / Gretna
91	Jaedon Foreman	DE	6-5	250	Fr.-HS	Del City, OK / Del City
12	Kam Franklin	S	6-2	190	Fr.-HS	Oak Grove, LA / Oak Grove
44	Shea Freibaum	LS	6-1	200	Fr.-HS	Scottsdale, AZ / Saguaro
27	Raymond Gay II	S	5-10	180	RSo.-1L	Red Oak, TX / Red Oak
84	Mason Gilkey	WR	6-3	175	RFr.-RS	Pawhuska, OK / Pawhuska
94	Anthony Goodlow	DE	6-5	283	*RSr.-TR	Del City, OK / Del City / Tulsa
0	Ollie Gordon II	RB	6-1	211	So.-1L	Fort Worth, TX / Eules Trinity
8	Blaine Green	WR	6-1	220	RSo.-1L	Allen, TX / Allen
12	Gunnar Gundy	QB	6-1	200	RSo.-1L	Stillwater, OK / Stillwater
19	Alex Hale	K	6-0	205	*RSr.-3L	Point Frederick, NSW, Australia / St. Edward's
51	Bo Hardy	LB	5-11	213	RJr.-1L	Piedmont, OK / Piedmont
23	Kenneth Harris	CB	6-0	193	Sr.-TR	Columbia, LA / Caldwell Parish / Arkansas State
72	Calvin Harvey	OL	6-8	345	RFr.-RS	Houston, TX / Ridge Point
81	Camron Heard	WR	6-0	160	Fr.-HS	Houston, TX / Furr
64	Jarrett Henry	OL	6-6	310	So.-TR	Palestine, TX / Palestine / Trinity Valley CC
37	Isreal Isuman-Hundley	DE	6-5	257	RSr.-Sq	Colleyville, TX / Heritage
95	Jaleel Johnson	DE	6-4	244	RFr.-RS	Oklahoma City, OK / Putnam City North
16	Josiah Johnson	TE	6-5	235	*RSr.-TR	Jacksonville, FL / Bolles School / UMass
17	Leon Johnson III	WR	6-5	215	Sr.-TR	Bothell, WA / Bothell / George Fox
29	Hudson Kaak	P	6-1	222	Fr.-HS	Seymour, VIC, Australia / ProKick Australia
51	Austin Kawecki	OL	6-5	281	RFr.-RS	Frisco, TX / Lebanon Trail
52	Garrett Keith	OL	6-4	275	Fr.-HS	Ardmore, OK / Plainview
71	Aden Kelley	NT	6-2	295	RSo.-1L	Thomas, OK / Thomas-Fay-Custer
97	Justin Kirkland	NT	6-4	346	So.-TR	Roy, UT / Roy / Utah Tech
29	Cooper Lai	S	6-1	180	Fr.-HS	Tulsa, OK / Cascia Hall
92	Nathan Latu	DE	6-4	265	*RSr.-2L	Salt Lake City, UT / Olympus / Snow College
13	RJ Lester	CB	6-1	175	Fr.-HS	Fort Smith, AR / Northside
58	Viliani Makahununiu	OL	6-4	304	RFr.-RS	Norman, OK / Norman
65	Hilton Marsh	OL	6-0	275	RSo.-Sq	Keller, TX / Keller
40	Garrick Martin	S	6-0	182	RJr.-Sq	Stillwater, OK / Stillwater / Emporia State
4	Nickolas Martin	LB	6-0	215	RSo.-1L	Texarkana, TX / Pleasant Grove
53	Andrew McCall	LB	6-0	209	Fr.-HS	Atoka, OK / Atoka
47	Luke McEndoo	FB	6-1	256	RSo.-Sq	Stillwater, OK / Stillwater
8	D.J. McKinney	CB	6-0	174	RFr.-RS	Colleyville, TX / Colleyville Heritage
77	Noah McKinney	OL	6-5	317	RFr.-TR	Henderson, NV / Coronado / UNLV
62	Jamison Mejia	OL	6-5	280	Fr.-HS	Broken Arrow, OK / Broken Arrow
66	Joe Michalski	OL	6-4	303	RSr.-3L	Kansas City, KS / St. Thomas Aquinas
42	Grant Mirabal	LB	6-2	230	Fr.-HS	Argyle, TX / Argyle

No.	Name	Pos.	Ht.	Wt.	Yr.-Exp.	Hometown / HS / Previous School
68	Taylor Miterko	OL	6-6	296	RSr.-3L	Carlsbad, NM / Carlsbad
49	Thomas Murray	K	5-11	175	RFr.-TR	Shreveport, LA / Captain Shreve / Temple
3	Jaden Nixon	RB	5-10	185	RSo.-1L	Dallas, TX / Lone Star
99	Iman Oates	NT	6-3	308	Jr.-TR	Tulsa, OK / Edison / Northeastern Oklahoma A&M
47	Patrick Ojo	DE	6-2	238	RFr.-RS	Grand Prairie, TX / Lake Ridge
30	Collin Oliver	LB	6-2	235	Jr.-2L	Oklahoma City, OK / Edmond Santa Fe
10	Rashod Owens	WR	6-2	219	RJr.-2L	San Antonio, TX / Roosevelt
79	Wes Pahl	P	6-5	200	RJr.-TR	Columbus, GA / Brookstone / Western Kentucky
23	Jalen Pope	WR	6-0	185	Fr.-HS	Aledo, TX / Aledo
80	Brennan Presley	WR	5-8	175	Sr.-3L	Tulsa, OK / Bixby
13	Garret Rangel	QB	6-2	189	RFr.-1L	Frisco, TX / Lone Star
6	Lyrik Rawls	S	6-1	212	RSo.-1L	Jefferson, TX / Marshall
26	Jordan Reagan	CB	6-1	184	RJr.-2L	Bixby, OK / Bixby
90	AJ Ridener	NT	6-1	321	RFr.-RS	Jenks, OK / Jenks
22	Jeff Roberson	LB	6-1	230	RJr.-1L	Harrah, OK / Choctaw
39	Parker Robertson	S	5-11	180	RSo.-1L	Dallas, TX / Dallas Christian
19	Gabriel Rodriguez	S	5-9	165	Fr.-HS	Wagoner, OK / Wagoner
54	Jude Ropp	OL	6-4	280	Fr.-HS	Stillwater, OK / Stillwater
56	Xavier Ross	DE	6-4	290	RSr.-2L	Cedar Hill, TX / Cedar Hill
9	Trey Rucker	S	6-0	207	RSo.-1L	Waldorf, MD / Flint Hill (VA) / Wake Forest
75	Jakobe Sanders	OL	6-3	336	Fr.-HS	Stillwater, OK / Stillwater
38	Jake Schultz	FB	6-3	241	RSr.-3L	Prague, OK / Prague
14	Nick Session	S	6-0	193	RJr.-1L	Gardena, CA / East (UT)
11	Tabby Shettron	TE	6-4	231	RFr.-RS	Edmond, OK / Santa Fe
2	Talyn Shettron	WR	6-2	195	RFr.-RS	Edmond, OK / Santa Fe
59	Kason Shrum	K	6-1	160	RJr.-Sq	Tulsa, OK / Broken Arrow / UA Rich Mountain
3	Cam Smith	CB	6-2	191	RSo.-1L	Little Elm, TX / Braswell
11	Dylan Smith	S	5-11	170	Fr.-HS	Little Elm, TX / Braswell
10	Kale Smith	CB	5-11	170	RSo.-Sq	Oklahoma City, OK / Midwest City
61	Jake Springfield	OL	6-5	323	RSr.-3L	Flower Mound, TX / Flower Mound
79	Gage Stanaland	OL	6-5	285	Fr.-HS	Tuscola, TX / Jim Ned
33	Donovan Stephens	LB	6-0	220	RSo.-1L	Del City, OK / Del City
82	Quinton Stewart	TE	6-2	255	RJr.-1L	Salina, KS / Salina Central
88	De'Zhaun Stribling	WR	6-3	205	Jr.-TR	Kapolei, HI / Kapolei / Washington State
37	Seth Swirczynski	RB	5-11	191	RFr.-RS	Muenster, TX / Sacred Heart
14	Peyton Thompson	QB	6-1	214	RSr.-TR	Tulsa, OK / Union / Oklahoma State / Central Oklahoma
67	Jaelen Tucker	NT	6-1	269	RFr.-RS	Oklahoma City, OK / Edmond Santa Fe
35	Poasa Utu	LB	6-1	205	Fr.-HS	Arlington, TX / Kennedale
20	Sesi Vailahi	RB	5-11	195	Fr.-HS	Salt Lake City, UT / West
70	Jed Wagner	NT	6-2	307	RSo.-Sq	Tulsa, OK / Cascia Hall
36	Ty Walls	WR	6-0	180	Fr.-HS	Jenks, OK / Jenks
96	Kody Walterscheid	DE	6-6	281	RSr.-3L	Muenster, TX / Muenster
69	Logan Ward	K	6-0	210	RSo.-1L	Edmond, OK / Deer Creek
0	Lardarius Webb Jr.	S	5-10	175	Jr.-TR	Opelika, AL / Jackson Academy / Jones College
38	Kade Welcher	S	6-0	182	RSo.-HS	Rockwall, TX / Rockwall
28	Eli Williams	S	6-1	184	RFr.-RS	Stillwater, OK / Stillwater
15	Ty Williams	S	6-0	200	RSo.-1L	Muskogee, OK / Muskogee
74	Preston Wilson	OL	6-5	295	RSr.-3L	Argyle, TX / Argyle
17	Tywon Wray Jr.	S	6-2	185	Fr.-HS	Smyrna, GA / Campbell
48	Elijah Wright	LB	5-9	237	RJr.-Sq	Vian, OK / Vian / Central Oklahoma
44	Justin Wright	LB	6-2	244	*RSr.-TR	Abilene, TX / Cooper / Tulsa
63	Zeke Zaragoza	LS	5-10	205	*RSr.-Sq	Ontario, CA / Ontario Christian / Dordt / SBVC

* Player has elected to use an extra year of eligibility due to NCAA ruling surrounding COVID-19. (Eligibility has been advanced, but players who were eligible in 2020 have an extra year of eligibility)

Pronunciations

24	De'kelvion Beamon	dee-KELL-vee-on BEE-mun	68	Taylor Miterko	mih-TERK-oh
1	Xavier Benson	EX-ay-vure	99	Iman Oates	EYE-muhn
41	Constantino Borrelli	CON-stuhn-TEE-no bore-RELL-ee	13	Garret Rangel	ran-GELL
86	Ian Edenfield	ED-en-field	6	Lyrik Rawls	LEER-ick
57	Osker Ehrlich	UR-lick	26	Jordan Reagan	RAY-jin
70	Jack Endean	en-DEEN	22	Jeff Roberson	ROB-er-son
25	Ike Esonwune	IKE eh-SU-weh-neh	56	Xavier Ross	ZAY-vure
6	Zane Flores	FLOORS	11	Tabby Shettron	TAY-bree SHEH-truhn
44	Shea Freibaum	FRY-bom	2	Talyn Shettron	TAL-in SHEH-truhn
37	Isreal Isuman-Hundley	iss-OO-mahn HUND-lee	88	De'Zhaun Stribling	day-ZHAHN
51	Austin Kawecki	kuh-WECK-ee	37	Seth Swirczynski	swur-ZIN-skee
92	Nathan Latu	LAH-too	35	Poasa Utu	po-AH-suh OO-too
58	Viliani Makahununiu	VIL-ee-AH-mee	20	Sesi Vailahi	sess-E vy-LAH-he
		MAH-kah-HOO-new-NEE-oo	96	Kody Walterscheid	walter-SHEED
47	Luke McEndoo	MACK-en-doo			(not walter-SHEED)
62	Jamison Mejia	muh-HE-uh	0	Lardarius Webb Jr.	lahr-DARE-E-us
66	Joe Michalski	muh-HALL-skee	63	Zeke Zaragoza	zare-uh-GO-zuh



Game Notes

CFP Rankings, Week 12

Team	Record
1. Georgia	10-0
2. Ohio State	10-0
3. Michigan	10-0
4. Florida State	10-0
5. Washington	10-0
6. Oregon	9-1
7. Texas	9-1
8. Alabama	9-1
9. Missouri	8-2
10. Louisville	9-1
11. Oregon State	8-2
12. Penn State	8-2
13. Ole Miss	8-2
14. Oklahoma	8-2
15. LSU	7-3
16. Iowa	8-2
17. Arizona	7-3
18. Tennessee	7-3
19. Notre Dame	7-3
20. North Carolina	8-2
21. Kansas State	7-3
22. Utah	7-3
23. Oklahoma State	7-3
24. Tulane	9-1
25. Kansas	7-3

Associated Press Poll, Week 13

Team	Record	Points
1. Georgia (61)	11-0	1549
2. Ohio State (1)	11-0	1447
3. Michigan	11-0	1440
4. Washington	11-0	1367
5. Florida State	11-0	1324
6. Oregon	10-1	1219
7. Texas	10-1	1180
8. Alabama	10-1	1138
9. Louisville	10-1	1017
10. Missouri	9-2	964
11. Penn State	9-2	894
12. Ole Miss	9-2	878
13. Oklahoma	9-2	766
14. LSU	8-3	748
15. Oregon State	8-3	714
16. Arizona	8-3	625
17. Notre Dame	8-3	503
18. Tulane	10-1	499
19. Kansas State	8-3	418
20. Iowa	9-2	332
21. Oklahoma State	8-3	329
22. Liberty	11-0	229
23. Toledo	10-1	118
24. James Madison	10-1	75
25. Tennessee	7-4	72

Others receiving votes: Utah 69, NC State 66, UNLV 56, SMU 49, North Carolina 26, Clemson 20, Kansas 7, Fresno State 6, New Mexico State 3, Texas A&M 1, Miami (OH) 1, UCLA 1

USA TODAY Coaches Poll, Week 13

Team	Record	Points
1. Georgia (61)	11-0	1571
2. Ohio State (1)	11-0	1460
3. Michigan	11-0	1458
4. Florida State	11-0	1375
5. Washington	11-0	1367
6. Oregon	10-1	1234
7. Texas	10-1	1193
8. Alabama	10-1	1174
9. Louisville	10-1	1035
10. Missouri	9-2	981
11. Penn State	9-2	908
12. Ole Miss	9-2	863
13. Oklahoma	9-2	840
14. LSU	8-3	726
15. Oregon State	8-3	684
16. Arizona	8-3	568
17. Notre Dame	8-3	536
18. Tulane	10-1	493
19. Iowa	9-2	447
20. Kansas State	8-3	424
21. Oklahoma State	8-3	299
22. Liberty	11-0	158
23. Tennessee	7-4	109
24. North Carolina State	8-3	97
25. SMU	9-2	84

Others receiving votes: North Carolina 79, UNLV 76, Utah 75, Toledo 49, James Madison 48, Clemson 25, Troy 17, Texas A&M 6, UCLA 5, Kansas 4, Fresno State 3, West Virginia 2, UTSA 1, Air Force 1

The Basics

The No. 21/21 Oklahoma State football team (8-3 overall; 6-2 Big 12) returns home this week for the regular season finale, hosting BYU (5-6 overall; 2-6 Big 12) in Stillwater for the first time in program history. Kickoff is set for 2:30 p.m. CT on Saturday, November 25, in Boone Pickens Stadium and a spot in the Big 12 Championship game is potentially on the line.

On the Air

The game will be televised live on ABC with Anish Shroff, Andre Ware and Paul Carcaterra on the call. It will also be carried live on the Cowboy Radio Network, with Dave Hunziker handling play-by-play, John Holcomb providing analysis and Robert Allen reporting from the sideline. Fans outside of the Cowboy Radio Network can listen to the OSU broadcast for free through The Varsity Network app. The broadcast can also be heard on SiriusXM channel 137 or 199.

All Seven Home Games Sold Out in 2023

Tickets sold out months ago for Oklahoma State's matchup against BYU, and all seven home games for the Cowboys have sold out this year.

While no tickets remain for the 2023 season, there is a waitlist for 2024 season tickets that fans can join now through the OSU ticket office.

For fans seeking seats at OSU's final home game season, tickets may still be found on SeatGeek, the official resale market of Oklahoma State Athletics.

In the Rankings

The Oklahoma State football team is ranked No. 21 in the AP Top 25 and No. 21 in the USA TODAY Sports AFCA Coaches Poll.

Including the 2023 season, Oklahoma State has been ranked in the top 15 of the Associated Press poll in 14 of the past 16 seasons and has reached the top 10 in 11 of those 16 years.

The Cowboys came in at No. 23 in last week's College Football Playoff Rankings, and this week's will be released on Tuesday. OSU has been part of the CFP rankings in eight of the past nine seasons, including 2023.

BYU is not ranked.

The Series

Saturday's game will mark the third overall meeting between Oklahoma State and BYU, with the Cowboys winning each of the previous two matchups at neutral sites. The first was the 1974 Fiesta Bowl that saw OSU knock off No. 17 BYU, 16-6, in Tempe, Arizona, and the second was the 1976 Tangerine Bowl that saw the No. 14 Cowboys defeat the Cougars, 49-21, in Orlando, Florida. Jim Stanley coached each of those games for OSU, while LaVell Edwards coached each of them for BYU.

The 2023 game will mark the first conference game between the programs, as well as the first on-campus matchup for either team in the series.

Mike Gundy has never faced BYU and BYU coach Kalani Sitake has never faced Oklahoma State.

Oklahoma State from a Distance

With one week left in the regular season, Oklahoma State is tied for second in the Big 12 standings and is squarely in the hunt for the 2023 Big 12 Championship. The simplest way for the Cowboys to get to the championship game is for both OSU and Texas to win this week then meet in Arlington a week later, but there are other scenarios where the Cowboys can make it to the game with a win and a Texas loss.

Oklahoma State has won six of its past seven games to earn its spot near the top of the standings, defeating Kansas State, 29-21; No. 23 Kansas, 39-32; West Virginia, 48-34; Cincinnati, 45-13; No. 9 Oklahoma, 27-24; and Houston, 43-30, along the way. The Cowboy defense has produced 16 total turnovers in the past seven games while the offense has turned it over 10 times during that stretch.

Media Calendar (Subject to Change)

19 Sunday	20 Monday	21 Tuesday	22 Wednesday	23 Thursday	24 Friday	25 Saturday
No availability	Noon CT Mike Gundy news conference	No availability	Meeting with network TV	3 p.m. CT Mike Gundy TV show available on ESPN+ and OSU Max	No availability	2:30 p.m. CT Oklahoma State vs. BYU
	5:55 p.m. CT Players after practice					
	6-7 p.m. CT Mike Gundy radio show					



Game Notes

2023 BYU Leaders

Rushing	Att	Net	TD
LJ Martin	105	497	4
Aidan Robbins	85	411	1
Jake Retzlaff	40	119	1
Passing	C-A-I	Yds	TD
Kedon Slovis	153-266-6	1716	12
Jake Retzlaff	49-95-3	487	3
Receiving	Rec	Yds	TD
Chase Roberts	41	569	5
Isaac Rex	31	399	3
Darius Lassiter	29	365	4
Tackles	Solo	Asst.	Total
Max Tooley	47	34	81
AJ Vongphachanh	27	43	70
Ethan Slade	36	24	60
Tackles for Loss	No.	Yds	
Tyler Batty	7.5	44	
Max Tooley	5.0	15	
Eddie Heckard	4.5	9	
Interceptions	No.	Yds	
Jakob Robinson	4	74	
Eddie Heckard	3	55	

2023 Oklahoma State Leaders

Rushing	Att	Net	TD
Ollie Gordon II	211	1414	15
Jaden Nixon	47	181	1
Elijah Collins	30	142	2
Passing	C-A-I	Yds	TD
Alan Bowman	217-367-9	2487	10
Gunnar Gundy	21-34-0	202	1
Garret Rangel	17-32-1	172	2
Receiving	Rec	Yds	TD
Brennan Presley	67	656	5
Rashod Owens	46	595	1
Jaden Bray	28	372	2
Tackles	Solo	Asst.	Total
Nickolas Martin	63	49	112
Kendal Daniels	50	33	83
Trey Rucker	49	32	81
Tackles for Loss	No.	Yds	
Nickolas Martin	14.5	39	
Collin Oliver	13.5	63	
Xavier Benson	7	22	
Interceptions	No.	Yds	
Cameron Epps	3	51	

LAST MEETING



BYU 21
Oklahoma State 49

Dec. 19, 1976 | Orlando, Fla.
Attendance: 37,812 | TV: MIZLOU

Score by Quarters	1	2	3	4	Score
BYU	0	14	7	0	21
Oklahoma State	7	21	21	0	49

Scoring Summary

1st	1:47	OSU	Dawson, 36 yd interception return (Daigle kick)
			BYU 0 - OSU 7
2nd	14:21	BYU	Christensen, 1 yd run (D. Taylor kick)
			6-40; BYU 7 - OSU 7
	10:12	OSU	Weatherbie, 2 yd run (Daigle kick)
			4-16; BYU 7 - OSU 14
	5:35	OSU	Miller, 3 yd run (Daigle kick)
			7-34; BYU 7 - OSU 21
	2:16	BYU	Thompson, 27 yd pass from Nielson (D. Taylor kick)
			9-70; BYU 14 - OSU 21
	0:40	OSU	Miller, 78 yd run (Daigle kick)
			3-79; BYU 14 - OSU 28
3rd	14:44	BYU	Lowry, 102 yd kickoff return (D. Taylor kick)
			BYU 21 - OSU 28
	8:48	OSU	R. Turner 1 yd run (kick failed)
			7-75; BYU 21 - OSU 34
	4:38	OSU	Miller, 6 yd run (Lisle pass from Weatherbie)
			7-26; BYU 21 - OSU 42
	0:25	OSU	Miller, 1 yd run (Daigle kick)
			4-16; BYU 21 - OSU 49

	BYU	OSU
FIRST DOWNS	14	18
RUSHES-YARDS (NET)	26-46	70-375
PASSING YDS (NET)	209	27
Passes Att-Comp-Int	34-23-4	10-2-0
TOTAL OFFENSE PLAYS-YARDS	60-255	80-402
Punt Returns-Yards	2-30	0-0
Kickoff Returns-Yards	8-204	4-42
Interception Returns-Yards	0-0	4-110
Punts (Number-Avg)	5-40.8	5-34.4
Fumbles-Lost	3-1	4-2
Penalties-Yards	6-67	7-56

RUSHING: Oklahoma State-Miller 23-173; Turner 22-80; Weatherbie 11-28; Dindy 7-68; Bailey 3-23; Taylor 2-minus 2; Lisle 1-8; Berry 1-minus 3. BYU-Blanc 8-31; Nielsen 6-6; Christensen 6-6; Lowry 4-7; Chronister 1-minus 4; Gourley 1-0.

PASSING: Oklahoma State-Weatherbie 1-9-0-27; Parsley 1-1-0-0. BYU-Nielson 23-34-1-209.

RECEIVING: Oklahoma State-Lisle 2-27.

INTERCEPTIONS: Oklahoma State-Dawson 1-36; Irons 1-44; Kirven 1-14; Cramer 1-16. BYU-0-0.

Sophomore running back Ollie Gordon II is the favorite for the Doak Walker Award and has inserted himself into the race for the Heisman Trophy. He has produced seven 100-yard rushing games in the past eight games. He ranks No. 1 in the FBS in rushing yards, rushing yards per game, 20-yard carries, 30-yard carries, 40-yard carries and 200-yard games. He's also third in all-purpose yards per game.

Gordon had 282 rushing yards in the win at West Virginia to rank as the most for any FBS player in a game this season and followed that up with 271 rushing yards against Cincinnati to join Heisman-winner Barry Sanders as the only two players in school history with back-to-back 250-yard rushing games.

Prior to that, he had 284 yards from scrimmage against Kansas, making him the only FBS player in the past 10 seasons to produce three consecutive games with more than 250 scrimmage yards.

Quarterback Alan Bowman has also impressed since taking over as the full-time starting quarterback, averaging 281.5 passing yards per game and accounting for 12 total touchdowns in the eight games he has played as the full-time starter.

On the defensive side, linebacker Nickolas Martin is making his case for Big 12 Defensive Player of the Year and All-America honors. The Cowboy sophomore leads all Big 12 players and ranks No. 13 in the FBS in total tackles with 10.2 per game and is first in the conference and No. 7 in the FBS with 5.7 solo tackles per game.

He's joined by linebacker Collin Oliver and safety Kendal Daniels as the biggest defensive playmakers this year, as Oliver ranks No. 2 in the FBS with four forced fumbles and Daniels is No. 17 in the FBS with 2 fumbles recovered. Martin and Oliver are tied for the Big 12 lead in sacks by linebackers with 6.0 each.

Other notable Cowboys this season include center Joe Michalski, an All-America candidate who ranks among the best Power Five centers in pass blocking efficiency according to Pro Football Focus, and Lou Groza Award candidate Alex Hale, who ranks No. 1 in the FBS with 24 made field goals.

An Oklahoma State Win Would ...

- Secure at least a tie for second in the final Big 12 standings, potentially earning a Big 12 Championship game berth for the second time in the past three seasons.
- Give it at least nine wins for the 10th time in Mike Gundy's tenure as head coach.
- Give it wins in seven of its past eight games.
- Improve Mike Gundy's record in November games to 41-31.
- Improve Mike Gundy's record in home games to 95-29.
- Improve Mike Gundy's record in Big 12 games to 102-63, moving him closer to matching Bill Snyder's 104 wins for the second most in the history of the conference.
- Improve its record against BYU to 3-0 and its record against BYU at home to 1-0.
- Improve Mike Gundy's record against BYU to 1-0.
- Make it 30-11 in its past 41 games overall, dating back to the 2020 season.
- Wrap up its 2023 home season with a 6-1 record, giving it at least six home wins for a third consecutive season.
- Give it wins in 20 of its past 22 and 23 of its past 26 games played at Boone Pickens Stadium.
- Make it 156-73 in its history when playing as an AP-ranked team.
- Make it 143-44 in its history when playing as a higher AP-ranked team than its opponent.
- Make it 93-24 in its past 117 games vs. opponents outside of the AP Top 25, dating to 2010.



Game Notes

Situational Records

	2023	Gundy Era
Home	5-1	94-29
Away	3-2	56-41
Neutral	0-0	14-8
Natural Grass	1-2	18-26
Artificial Turf	7-1	146-52
Day Games	4-2	95-45
Night Games	4-1	69-33
vs. Ranked Opponents	2-0	40-39
August	0-0	5-1
September	2-2	56-14
October	4-0	50-21
November	2-1	40-31
December	0-0	9-8
January	0-0	4-3
Leading at Halftime	4-0	122-15
Trailing at Halftime	4-3	34-59
Tied at Halftime	0-0	8-4
Scoring First	6-1	112-36
Opponent Scoring First	2-2	52-42
Score < 20 Points	0-2	3-25
Score 20+ Points	8-1	161-53
Score 30+ Points	4-0	133-28
Score 40+ Points	3-0	85-9
Opponent Scores < 20 Points	3-0	77-0
Opponent Scores 20+ Points	5-3	87-78
Opponent Scores 30+ Points	3-3	43-63
Opponent Scores 40+ Points	0-1	8-39
Gain < 20 First Downs	1-3	29-36
Gain 20+ First Downs	7-0	135-42
Opponent Gains < 20 First Downs	5-1	84-21
Opponent Gains 20+ First Downs	3-2	80-57
More Rushing Yards Than Opponent	6-1	124-28
Fewer Rushing Yards Than Opponent	2-2	40-50
Rush For < 100 Yards	0-2	15-19
Rush For 100+ Yards	8-1	149-59
Opponent Rushes For < 100 Yards	1-1	53-8
Opponent Rushes For 100+ Yards	7-2	111-70
More Passing Yards Than Opponent	5-0	102-32
Fewer Passing Yards Than Opponent	3-3	62-46
Pass For < 200 Yards	1-1	32-28
Pass For 200+ Yards	7-2	132-50
Opponent Passes For < 200 Yards	3-1	61-19
Opponent Passes For 200+ Yards	5-2	103-59
Pass For < 300 Yards	4-3	89-53
Pass For 300+ Yards	4-0	75-25
Opponent Passes For < 300 Yards	6-2	125-45
Opponent Passes For 300+ Yards	2-1	39-33
More Total Yards Than Opponent	7-0	125-19
Fewer Total Yards Than Opponent	1-3	39-59
Gain < 300 Total Yards	0-2	7-18
Gain 300+ Total Yards	8-1	156-61
Opponent Gains < 300 Total Yards	1-0	42-3
Opponent Gains 300+ Total Yards	7-3	122-75
Commit No Turnovers	3-0	48-4
Win Turnover Battle	6-0	90-11
Equal Turnovers As Opponent	2-0	41-19
Lose Turnover Battle	0-3	32-48
Commit < 6 Penalties	6-2	77-42
Commit 6+ Penalties	2-1	87-36
3rd Down % < 25	0-1	9-22
3rd Down % 25-49	6-2	89-43
3rd Down % 50+	2-0	66-13
Opponent 3rd Down % < 25	1-0	42-7
Opponent 3rd Down % 25-49	5-2	100-46
Opponent 3rd Down % 50+	2-1	21-25
Trail Time of Possession	2-3	87-60
Lead Time of Possession	6-0	76-18

Notable Streaks and Trends Entering the Game

- Ollie Gordon II has rushed for more than 100 yards in seven of the past eight games.
- Ollie Gordon II has rushed for more than 270 yards in two of the past five games.
- OSU has forced 16 turnovers and surrendered 10 turnovers in the past six games.
- OSU's offensive line has not allowed a sack in five of its past seven games.
- OSU has held 34 of its past 41 Big 12 opponents under their season scoring average entering the game.
- OSU has won 85 consecutive games when holding its opponent to fewer than 20 points, dating back to Sept. 13, 2003 - the longest active stretch of time in the FBS and longest since at least 1980. Including games when opponents have scored 20 points or fewer, the streak begins at the same date and includes 92 games.
- The Cowboy defense has produced a shutout half in two games this season.
- OSU has held its opponent scoreless on its game-opening drive in 38 of its past 55 games.
- OSU has held its opponent to less than a 50% third down conversion rate in 45 of its past 49 games.
- OSU is 37-16 in its past 53 games decided by fewer than 10 points.
- OSU is 48-8 in its past 56 games when leading at halftime, dating back to Sept. 17, 2016.
- Dating back to 2005, OSU is 48-4 when not committing a turnover.
- Dating back to 2008, OSU is 80-8 when winning the turnover battle.
- OSU has won three of its past five overtime games.
- Over the past 47 games, OSU has held opponents to 221-for-727 (30.4%) on third down.
- OSU has held its opponents to just 3-of-22 on fourth down attempts this season - the No. 2 percentage in the nation.

Senior Day

Oklahoma State's 2023 roster includes 28 players listed as seniors. Although many can return for another season by using the NCAA's extra year provided for COVID-19, all will have the chance to be honored Saturday in what is potentially their final game at Boone Pickens Stadium. OSU's seniors:

1	Xavier Benson	LB	6-2	224	*RSr.-1L	Texarkana, TX / Pleasant Grove / TTU / Tyler J.C.
67	Cole Birmingham	OL	6-5	325	RSr.-1L	Katy, TX / Katy
2	Korie Black	CB	6-0	185	Sr.-3L	Waco, TX / Connally
7	Alan Bowman	QB	6-4	209	*RSr.-TR	Grapevine, TX / Grapevine / Texas Tech / Michigan
90	Braden Cassity	FB	6-2	241	*RSr.-4L	Austin, TX / Westlake
93	Collin Clay	NT	6-3	310	RSr.-1L	Oklahoma City, OK / Putnam City / Arkansas
24	Elijah Collins	RB	6-0	220	*RSr.-TR	Detroit, MI / University of Detroit Jesuit / Michigan State
71	Dalton Cooper	OL	6-7	311	RSr.-TR	Prague, OK / Prague / Texas State
86	Ian Edenfield	TE	6-5	272	*RSr.-TR	Uniontown, PA / Laurel Highlands / California (PA)
94	Anthony Goodlow	DE	6-5	283	*RSr.-TR	Del City, OK / Del City / Tulsa
19	Alex Hale	K	6-0	205	*RSr.-3L	Point Frederick, NSW, Australia / St. Edward's
23	Kenneth Harris	CB	6-0	193	Sr.-TR	Columbia, LA / Caldwell Parish / Arkansas State
37	Isreal Isuman-Hundley	DE	6-5	257	RSr.-Sq	Colleyville, TX / Heritage
16	Josiah Johnson	TE	6-5	235	*RSr.-TR	Jacksonville, FL / Bolles School / UMass
17	Leon Johnson III	WR	6-5	215	Sr.-TR	Bothell, WA / Bothell / George Fox
92	Nathan Latu	DE	6-4	265	*RSr.-2L	Salt Lake City, UT / Olympus / Snow College
66	Joe Michalski	OL	6-4	303	RSr.-3L	Kansas City, KS / St. Thomas Aquinas
68	Taylor Miterko	OL	6-6	296	RSr.-3L	Carlsbad, NM / Carlsbad
80	Brennan Presley	WR	5-8	175	Sr.-3L	Tulsa, OK / Bixby
56	Xavier Ross	DE	6-4	290	RSr.-2L	Cedar Hill, TX / Cedar Hill
9	Trey Rucker	S	6-0	207	RSr.-1L	Waldorf, MD / Flint Hill (VA) / Wake Forest
38	Jake Schultz	FB	6-3	241	RSr.-3L	Prague, OK / Prague
61	Jake Springfield	OL	6-5	323	RSr.-3L	Flower Mound, TX / Flower Mound
14	Peyton Thompson	QB	6-1	214	RSr.-TR	Tulsa, OK / Union / Oklahoma State / Central Oklahoma
96	Kody Walterscheid	DE	6-6	281	RSr.-3L	Muenster, TX / Muenster
74	Preston Wilson	OL	6-5	295	RSr.-3L	Argyle, TX / Argyle
44	Justin Wright	LB	6-2	244	*RSr.-TR	Abilene, TX / Cooper / Tulsa
63	Zeke Zaragoza	LS	5-10	205	*RSr.-Sq	Ontario, CA / Ontario Christian / Dordt / SBVC

Team and Player Notes

OSU's 10-3 Run Against AP Top 25 Teams

Oklahoma State has won 10 of its past 13 games against AP-ranked teams. Here's a look at the run:

Date	Opponent	Result	Score	Location	AP Rk (OSU/Opp)
12/29/2020	vs. Miami (Fla.)	W	37-34	N	RV/18
9/25/2021	KANSAS STATE	W	31-20	H	RV/25
10/2/2021	BAYLOR	W	24-14	H	19/21
10/16/2021	at Texas	W	32-24	A	12/25
11/27/2021	OKLAHOMA	W	37-33	H	7/10
12/4/2021	vs. Baylor	L	16-21	N	5/9
1/1/2022	vs. Notre Dame	W	37-35	N	9/5
10/1/2022	at Baylor	W	36-25	A	9/16
10/15/2022	at TCU	L	40-43(2OT)	A	8/13
10/22/2022	TEXAS	W	41-34	H	11/20
10/29/2022	at Kansas State	L	0-48	A	9/22
10/14/2023	KANSAS	W	39-32	H	NR/23
11/4/2023	OKLAHOMA	W	27-24	H	RV/10



Game Notes

Mike Gundy Has More Than 400 Games as a Cowboy

OSU's win at West Virginia this season marked a milestone for OSU coach Mike Gundy: his 400th game as an Oklahoma State Cowboy.

He was on the team as a player for 46 games in four seasons from 1986 through 1989, was an assistant coach for 116 games in 10 seasons from 1990-95 and 2001-04, and has been with the program for 242 games in 19 seasons as the head coach from 2005 until now.

Add all that up, and he has spent more than 400 games in the orange and black. It's safe to say that no one has been a bigger part of Cowboy football than Mike Gundy.

Here's a look at his career through each of his roles:

Position	Years	Seasons	Games	Record
Quarterback	1986-89	4	46	30-16
Assistant Coach	1990-95; 2001-04	10	116	46-67-3
Head Coach	2005-present	19	242	164-78
Total:	1986-95; 2001-present	33	404	240-161-3

Rare Air: More Than 100 Career Big 12 Wins

With the win over Oklahoma, Mike Gundy became just the third coach in history to record 100 career Big 12 wins. He joined Bob Stoops and Bill Snyder as the only coaches in history to reach the milestone.

Now, he needs to win just five more games to pass Kansas State's Bill Snyder for second place on the all-time list.

Here's the list of the coaches in the history of the conference who have reached at least 40 career wins in the league:

Most Big 12 Coaching Wins (1996-present)

Coach	School	Big 12 Wins
Bob Stoops	Oklahoma	121
Bill Snyder	Kansas State	104
Mike Gundy	Oklahoma State	101
Mack Brown	Texas	98
Mike Leach	Texas Tech	47
Gary Pinkel	Missouri	47
Gary Patterson	TCU	45

Offensive Talking Points

- Running back Ollie Gordon II is making a case as a Heisman Trophy candidate. He has rushed for more than 100 yards in seven of the past eight games, and turned in historic performances against Kansas, West Virginia and Cincinnati.
- In Big 12 play only, the Cowboys rank No. 1 in the conference in fewest sacks allowed, No. 3 in the conference with 465.75 yards of total offense per game, and No. 2 in yards per carry at 5.45.
- Quarterback Alan Bowman has played every meaningful snap at quarterback each of the past seven games. Bowman turned in his best passing total since 2020 with a 348-yard day against Houston and has been among PFF's top-five graded passers in the Big 12 in four of the past five weeks.
- Oklahoma State has suffered several injuries at the wide receiver position this season, losing De'Zhaun Stribling, Jaden Bray, Talyn Shettron and Blaine Green for some or all of the year. Despite that, several players have stepped up when needed. Rashod Owens had a 10-catch, 136-yard game against Oklahoma, Leon Johnson III had a five-catch, 149-yard game against Cincinnati and Brennan Presley had a 15-catch, 189-yard game against Houston, just to name a few.

That group makes Oklahoma State one of just three FBS schools (joined by Colorado and Washington State) who have had three different players record at least 135 receiving yards in a game.

Ollie Gordon II in the FBS Rankings

Despite averaging just 6.3 carries per game in non-conference play, Ollie Gordon II has worked his way back up to some impressive numbers in the FBS standings. Here's where he ranks:

Category	Value	Big 12 Rank	FBS Rank
Rushing Yards	1,414	1	1
Rushing Yards Per Game	128.5	1	1
Carries of 20+ yards	18	1	1
Carries of 30+ yards	14	1	1
Carries of 40+ yards	7	1	1
Carries of 70+ yards	2	1	1
200-yard rushing games	2	1	1
100-yard rushing games	7	2	2
All Purpose	152.36	1	3
Rushing TDs	15	1	5
Total Touchdowns	16	1	6
Rush Yards Per Carry	6.7	1	10



City	Call Letters	Frequency
Ada	KTLS	106.5 FM
Altus	KWHW	96.9 FM
Altus	KWHW	1450 AM
Alva	KALV	99.5 FM
Alva	KALV	1430 AM
Anadarko/Duncan	KACO	98.5 FM
Bartlesville	KWON	93.3 FM
Bartlesville	KWON	1400 AM
Broken Bow	KKBI	106.1 FM
Clinton/Cordell	KCLI	99.3 FM
Enid	KNID	107.1 FM
Frederick	KTAT	1570 AM
Grove	KGVE	99.3 FM
Guymon	KGYN	1210 AM
Hobart	KTJS	102.1 FM
Hobart	KTJS	1420 AM
Hugo	KMMY	96.5 FM
Lawton	KMGZ	95.3 FM
Lawton	KMGZ	97.3 FM
Lawton	KMGZ	105.5 FM
Liberal	KGYN	106.3 FM
McAlester	KTMC	105.1 FM
Oklahoma City	KXXY	96.1 FM
Pawhuska	KWON	95.1 FM
Ponca City	KQSN	104.7 FM
Sallisaw	KXMX	105.1 FM
Shawnee	KGFF	100.9 FM
Shawnee	KGFF	1450 AM
Stillwater	KSPI	93.7 FM
Tahlequah	KEOK	102.1 FM
Tulsa	KTSB	1170 AM
Woodward	KMZE	92.3 FM

Mike Gundy Radio Show

Mike Gundy's radio show airs live throughout most Cowboy Radio Network affiliates from 6-7 p.m. CT on the following dates:

Monday, Aug. 28	Monday, Oct. 23
Monday, Sept. 4	Monday, Oct. 30
Monday, Sept. 11	Monday, Nov. 6
Monday, Sept. 18	Monday, Nov. 13
Monday, Oct. 2	Monday, Nov. 20
Monday, Oct. 9	Monday, Nov. 27 (If in Big 12 Championship)
Monday, Oct. 16	Monday, Dec. 4 (If in Bowl Game)



OSU Max is the official content network and membership community of Oklahoma State Athletics, bringing fans closer than ever to the teams you love. Members get access to behind-the-scenes content, interviews, features, documentaries, archived games, and lots more premium video you can't find anywhere else. You'll also receive exclusive member benefits including complimentary membership to the POSSE at the Sheriff Level - a \$150 value!

Get all this for as little as \$8.99 per month (+ fees & taxes) or a one-time annual payment of only \$98.89



Game Notes

Oklahoma State and the NFL

The list of Cowboys on NFL rosters in 2023:

Player	Team	Position
Matt Ammendola	Houston Texans	K
Jarrick Bernard-Converse [*]	New York Jets	CB
Tre Flowers	Atlanta Falcons	CB
A.J. Green III	Cleveland Browns (PS)	CB
Devin Harper	Cincinnati Bengals	LB
Justice Hill	Baltimore Ravens	RB
Tyreek Hill [*]	Miami Dolphins	WR
Christian Holmes	Washington Commanders	CB
Chuba Hubbard	Carolina Panthers	RB
Teven Jenkins	Chicago Bears	OL
Tyron Johnson	Dallas Cowboys (PS)	WR
Tyler Lacy	Jacksonville Jaguars	DE
Tay Martin	San Francisco 49ers (PS)	WR
Tanner McCalister [*]	Cleveland Browns (PS)	S
Emmanuel Ogbah	Miami Dolphins	DE
Amen Ogbongbemiga	Los Angeles Chargers	LB
Malcolm Rodriguez	Detroit Lions	LB
Mason Rudolph	Pittsburgh Steelers	QB
Josh Sills	Indianapolis Colts	OL
Jason Taylor II	Los Angeles Rams	S
Tylan Wallace	Baltimore Ravens	WR
Jaylen Warren	Pittsburgh Steelers	RB
Jelani Woods [*]	Indianapolis Colts	TE

OSU's 38 NFL Draft Picks Under Mike Gundy

Year	Rd.	Pick	Player	Pos.	Team
2006	6	199	Charlie Johnson	T	Indianapolis Colts
2007	4	132	Ryan McBean	DT	Pittsburgh Steelers
2007	6	209	Corey Hilliard	T	New England Patriots
2009	1	20	Brandon Pettigrew	TE	Detroit Lions
2010	1	6	Russell Okung	T	Seattle Seahawks
2010	1	24	Dez Bryant	WR	Dallas Cowboys
2010	5	137	Perrish Cox	QB	Denver Broncos
2010	7	250	Zac Robinson	DB	New England Patriots
2011	4	115	Kendall Hunter	RB	San Francisco 49ers
2012	1	5	Justin Blackmon	WR	Jacksonville Jaguars
2012	1	22	Brandon Weeden	QB	Cleveland Browns
2012	6	190	Markelle Martin	DB	Tennessee Titans
2013	5	151	Joseph Randle	RB	Dallas Cowboys
2013	7	242	Michael Bowie [*]	OL	Seattle Seahawks
2014	1	8	Justin Gilbert	DB	Cleveland Browns
2015	7	252	Josh Furman	DB	Denver Broncos
2016	2	32	Emmanuel Ogbah	DE	Cleveland Browns
2016	5	165	Tyreek Hill [*]	WR	Kansas City Chiefs
2017	6	194	Vincent Taylor	DT	Miami Dolphins
2017	7	249	Chris Carson	RB	Seattle Seahawks
2018	2	60	James Washington	WR	Pittsburgh Steelers
2018	3	76	Mason Rudolph	QB	Pittsburgh Steelers
2018	5	146	Tre Flowers	S	Seattle Seahawks
2018	7	228	Marcell Ateman	WR	Oakland Raiders
2019	4	113	Justice Hill	RB	Baltimore Ravens
2019	7	253	Jordan Brailford	DE	Washington Redskins
2020	7	226	Arlington Hargett [*]	OL	Chicago Bears
2021	2	39	Teven Jenkins	OL	Chicago Bears
2021	4	131	Tylan Wallace	WR	Baltimore Ravens
2021	4	126	Chuba Hubbard	RB	Carolina Panthers
2021	6	201	Rodarius Williams	CB	New York Giants
2022	3	73	Jelani Woods [*]	TE	Indianapolis Colts
2022	6	188	Malcolm Rodriguez	LB	Detroit Lions
2022	6	193	Devin Harper	LB	Dallas Cowboys
2022	7	240	Christian Holmes	CB	Washington Commanders
2023	4	130	Tyler Lacy	DE	Jacksonville Jaguars
2023	6	204	Jarrick Bernard-Converse [*]	CB	New York Jets
2023	7	234	Jason Taylor II	S	Los Angeles Rams

^{*} Did not finish collegiate career at Oklahoma State

Ollie Gordon II's Historic Day Against Kansas

OSU running back Ollie Gordon II had some impressive numbers in the Cowboys' win over No. 23 Kansas, to say the least. He produced 168 rushing yards and a touchdown on 29 carries (5.8 yards per carry) and added 116 receiving yards and a touchdown on six catches.

Here's why those numbers are special:

- **No other FBS player in the past seven seasons had reached Gordon's rushing and receiving totals in the same game.**

- Only five FBS players since 2000 had reached Gordon's rushing and receiving totals in a game.
- He is one of only two Power Five players in the FBS this season and the first OSU player since 1989 (Gerald Hudson vs. Kansas) to record more than 100 rushing and receiving yards in a single game.

Ollie Gordon II's Historic Day Against West Virginia

Gordon II followed up the Kansas game with a performance as equally impressive at least: 282 rushing yards and four touchdowns on 29 carries (9.7 yards per carry).

- **That marked the most rushing yards for any FBS player in any game this season.**
- He is the first Cowboy with four rushing touchdowns in a game since 2016.
- It was the most rushing yards by a Cowboy since All-American and Doak Walker Award finalist Chuba Hubbard ran for 296 yards against Kansas State in 2019.

Ollie Gordon II's Historic Day Against Cincinnati

Gordon II followed up the West Virginia game with another jaw-dropping performance against Cincinnati: 271 rushing yards and two touchdowns on 25 carries (10.8 yards per carry) while adding four catches for 21 yards to account for 292 all-purpose yards.

- **Gordon is now just the second player in program history with back-to-back games of 250+ rushing yards, joining Heisman-winner Barry Sanders in 1988.**
- **He is the only FBS player in the past 10 years to record 250 scrimmage yards in three straight games.**
- Those two games mark the most rushing yards for an OSU player in a two-game span (553) since Barry Sanders posted 625 yards against Iowa and Texas Tech in 1988.
- The performance also made him the only Power Five player with multiple 200+ yard games on the ground this season.
- Gordon reached more than 1,000 rushing yards for the season in just eight games, marking the quickest a Cowboy has surpassed the mark since Chuba Hubbard needed just six games in 2019.
- He and Chuba Hubbard are the only Cowboys since 2010 with five straight 100-yard rushing games.

Brennan Presley's Historic Day Against Houston

Brennan Presley recorded 15 catches in OSU's win at Houston to mark the second-most in a game for a Cowboy in school history and the most since Alex Loyd set the school record with 16 receptions against Kansas on October 22, 1949. More on his historic day:

- No other Big 12 player has made that many catches in a game since TCU's Josh Doctson in September of 2015.
- Presley had 189 receiving yards to also mark the most in a game for any Big 12 player this season and the most by a Cowboy since Dillon Stoner had 247 at Baylor on December 12, 2020.
- Presley also led all players in the game with 199 all-purpose yards.
- 13 of Presley's 15 catches resulted in a first down for Oklahoma State, and half of OSU's third down conversions on the day were caught by Presley, including all three of OSU's 3rd down conversions with at least eight yards to go.
- 11 of his catches gained at least 10 yards, with long catches of 27, 21, 18, 18 and 16 yards.
- Presley had nine catches for 103 yards in the first half, setting new career-highs for both in a half. He also became the first Cowboy with 100 receiving yards in a first half since Stoner's 180 in the 2020 game at Baylor.

Offensive Improvement

Over the past seven games, the Cowboy offense has made some big strides. Here's a look at how OSU compares against itself in the first three games versus conference play:

Non-Conference Stats vs. Big 12 Only Stats

Category	Non-conference	vs. Big 12 (Rank)
Yards per Rush	3.9	5.45 (2nd)
Total Offense	321.7	466.75 (3rd)
Scoring Offense	20.3	32.63 (4th)
Yards Per Play	4.7	6.3 (5th)
Passing Offense	203.0	281.88 (4th)
Rushing Offense	118.7	183.88 (7th)



Game Notes

Mike Gundy – DAT

The most consistent part of Cowboys' success can be found in its head coach: Mike Gundy. Gundy has been with the program as a head coach since 2005, but before that he was a coordinator, assistant coach and player. He's been with the program for more than 400 total games.

With a Big 12 record of 101-63, he is just the third coach in history with 100 Big 12 Conference wins, joining Bob Stoops and Bill Snyder.

Gundy also ranks fourth among all active head coaches with 164 wins at his current school and his 11 career bowl victories tie for the ninth-most in history of college football.

He has coached the Cowboys to five New Year's Six bowl games since the 2009 season. The Pokes appeared in the 2010 Cotton Bowl, the 2012 Fiesta Bowl, the 2014 Cotton Bowl, the 2016 Sugar Bowl and the 2022 Fiesta Bowl.

The pillars of Mike Gundy's coaching philosophy are two things: Discipline and Toughness (#DAT for short). You see the DAT footprint over all aspects of the Cowboy football program. From how every player and staff member plays, practices or goes about their business to signage on the walls and social media, DAT is now the core foundation of Oklahoma State football under Mike Gundy.

Academics also has an important part of Gundy's success, as more than 460 players have earned their degrees in the Mike Gundy era.

Making Winning a Habit

The Cowboys finished a school-record 17th consecutive winning season in 2022. Oklahoma State is now one of only three teams to post a winning season every year since 2006, joining Boise State and Wisconsin. Oklahoma State and Wisconsin are the only teams in the country that can claim an active streak of 17 straight winning seasons and bowl appearances.

Staff Consistency

Of OSU's 10 assistant coaches, seven are in at least their seventh year at Oklahoma State. That kind of consistency is a key reason for the level of sustained success seen in Stillwater.

Alan Bowman's Journey to Stillwater

Several Cowboy transfers have taken interesting paths to Stillwater, but the most intriguing story might belong to quarterback Alan Bowman.

Bowman was a true freshman starter at Texas Tech and started games in 2018, 2019 and 2020 for the Red Raiders while dealing with injuries in each of those years. From there he went to Michigan and served as a backup for two seasons while appearing in six total games.

With his experience in the air raid system in Lubbock combined with the reps under center in Ann Arbor, Bowman brought a unique combination to Stillwater.

As an added note, his 605-yard passing game as a true freshman in 2018 made him the only active FBS player with a 600-yard passing game entering 2023.

Defensive Talking Points

- Oklahoma State's defense is led by first year defensive coordinator Bryan Nardo, who came to Stillwater from Gannon University.
- Nickolas Martin is making a strong case for Big 12 Defensive Player of the Year. He leads the conference in total tackles and solo tackles and is among the top 13 FBS players in both categories. He is also the only Power Five Player with two 17-tackle games this season.
- Kendal Daniel and Collin Oliver are playing at a level that merits all-conference status and award consideration as well. Oliver leads the Big 12 in forced fumbles and Daniels is second in the Big 12 in fumbles recovered, to go along with other impressive numbers for both of them.
- OSU has forced 16 turnovers over the past seven games.
- OSU ranks No. 1 in the league and No. 2 in the FBS in fourth down defense this season.
- Cameron Epps has three interceptions in 2023 to tie for the second most among all FBS freshmen.

4th Down Defense Among the Best in the FBS

The Cowboys are among the national leaders when it comes to holding their opponents on fourth down this season. Here's a look at the best in the FBS in 2023:

Rank	Games	Conv.	Attempts	Percentage
1. Western Michigan (MAC)	11	1	9	.111
2. Oklahoma State (Big 12)	11	3	22	.136
3. Tennessee (SEC)	11	5	22	.227
4. Florida (SEC)	11	3	12	.250
5. Miami (FL) (ACC)	11	3	11	.273
6. Alabama (SEC)	11	7	23	.304
7. Wisconsin (Big Ten)	11	6	19	.316
8. Memphis (AAC)	11	7	22	.318
9. Troy (Sun Belt)	11	8	25	.320
10. Boise State (Mountain West)	11	5	15	.333

2023 Dr Pepper Big 12 Football Championship Clinching Scenarios Update - November 19

Scenarios for the Football Championship surrounding Big 12 matchups on Friday, November 24:

- Oklahoma remains in contention with either a win or a loss against TCU.
- Texas will clinch both a berth to the Championship and a #1 seed (home team) with a win over Texas Tech.

If Texas wins and clinches a berth on Friday, the following scenarios apply surrounding Big 12 matchups on Saturday, November 25:

- If Oklahoma State defeats BYU, the Cowboys clinch a berth to the Championship as the #2 seed (vs. Texas).
- If Oklahoma defeats TCU on Friday and that win is followed by a Texas win AND an Oklahoma State loss, the Sooners clinch a berth to the Championship as the #2 seed (vs. Texas).
- If Kansas State defeats Iowa State on Saturday following a Texas win, AND a loss by Oklahoma, AND a loss by Oklahoma State, the Wildcats clinch a berth to the Championship as the #2 seed (vs. Texas).

If Texas Tech wins on Friday, the following scenarios apply surrounding Big 12 matchups on Saturday, November 25:

- No team can clinch a bid to the Championship until Saturday.
- Texas can still clinch a berth to the Championship if two of the three two-loss teams (Kansas State / Oklahoma / Oklahoma State) LOSE on Friday and / or Saturday. Texas and the remaining winning team of those three will qualify for the Championship.
- If Texas loses on Friday, and two or three two-loss teams WIN amongst Kansas State / Oklahoma / Oklahoma State on Friday and / or Saturday, there will be three or four teams tied for both Championship berths. Multiple scenarios exist in this circumstance contingent on which teams remain in the tiebreaker pool.

Updated scenarios will be released by the Big 12 Conference following the conclusion of Friday's games.

Broadcast information for this weekend's slate of games is listed below:

Friday 11/24/2023

TCU at Oklahoma, 11:00 a.m. CT on FOX
Texas Tech at Texas, 6:30 p.m. CT on ABC

Saturday 11/25/2023

Houston at UCF, Noon ET / 11 a.m. CT on FS1
BYU at Oklahoma State, 2:30 p.m. CT / 1:30 p.m. MT on ABC
West Virginia at Baylor, 7 p.m. ET / 6 p.m. CT on FS1
Kansas at Cincinnati, 7:30 p.m. ET / 6:30 p.m. CT on ESPN 2
Iowa State at Kansas State, 7 p.m. CT on FOX



Game Notes

Oklahoma State's Recent History Against AP Top 25 Opponents

Oklahoma State has put together an impressive 34-25 record against AP Top 25 teams since the beginning of the 2011 season. Here are those matchups:

Date	Opponent	Result	Score	Site	Rank	OSU/Oppt.
9/24/2011	at Texas A&M	*W	30-29	A	7/8	
10/15/2011	at Texas	*W	38-26	A	6/22	
11/5/2011	KANSAS STATE	*W	52-45	H	3/17	
12/3/2011	OKLAHOMA	*W	44-10	H	3/13	
1/2/2012	vs. Stanford	W ot	41-38	N	3/4	
9/29/2012	TEXAS	*L	36-41	H	RV/12	
11/3/2012	at Kansas State	*L	30-44	A	RV/3	
11/17/2012	TEXAS TECH	*W	59-21	H	RV/23	
11/24/2012	at Oklahoma	*L ot	48-51	A	22/14	
11/2/2013	at Texas Tech	*W	52-34	A	18/15	
11/16/2013	at Texas	*W	38-13	A	12/23	
11/23/2013	BAYLOR	*W	49-17	H	11/3	
12/7/2013	OKLAHOMA	*L	24-33	H	6/18	
1/3/2014	vs. Missouri	L	31-41	N	13/9	
8/30/2014	vs. Florida St. (Arlington)	L	31-37	N	RV/1	
10/18/2014	at TCU	*L	9-42	A	15/12	
10/25/2014	WEST VIRGINIA (HC)	*L	10-34	H	RV/22	
11/1/2014	at Kansas State	*L	14-48	A	RV/11	
11/22/2014	at Baylor	*L	28-49	A	NR/6	
12/6/2014	at Oklahoma	*W ot	38-35	A	NR/18	
11/7/2015	TCU	*W	49-29	H	12/5	
11/21/2015	BAYLOR	*L	35-45	H	4/10	
11/28/2015	OKLAHOMA	*L	23-58	H	9/5	
1/1/2016	vs. Ole Miss	L	20-48	N	13/16	
9/24/2016	at Baylor	*L	24-35	A	RV/16	
10/1/2016	TEXAS	*W	49-31	H	RV/22	
10/29/2016	WEST VIRGINIA (HC)	*W	37-20	H	RV/10	
12/5/2016	at Oklahoma	*L	20-38	A	11/7	
12/29/2016	vs. Colorado	W	38-8	N	13/11	
9/23/2017	TCU	*L	31-44	H	6/16	
10/28/2017	at West Virginia	*W	50-39	A	11/22	
11/4/2017	OKLAHOMA	*L	52-62	H	11/8	
11/11/2017	at Iowa State	*W	49-42	A	12/24	
12/28/2017	vs. Virginia Tech	W	30-21	N	17/22	
9/15/2018	BOISE STATE	W	44-21	H	24/17	
10/27/2018	TEXAS (HC)	*W	38-35	H	NR/6	
11/10/2018	at Oklahoma	*L	47-48	A	NR/6	
11/17/2018	WEST VIRGINIA	*W	45-41	H	NR/7	
12/31/2018	vs. Missouri	W	38-33	N	NR/23	
9/21/2019	at Texas	*L	30-36	A	RV/12	
9/28/2019	KANSAS STATE	*W	26-13	H	RV/24	
10/19/2019	BAYLOR (HC)	*L	27-45	H	NR/18	
10/26/2019	at Iowa State	*W	34-27	A	NR/23	
11/30/2019	OKLAHOMA	*L	16-34	H	21/7	
10/24/2020	IOWA STATE	*W	24-21	H	6/17	
11/21/2020	at Oklahoma	*L	13-41	A	14/18	
12/29/2020	vs. Miami (Fla.)	W	37-34	N	RV/18	
9/25/2021	KANSAS STATE	*W	31-20	H	RV/25	
10/2/2021	BAYLOR	*W	24-14	H	19/21	
10/16/2021	at Texas	*W	32-24	A	12/25	
11/27/2021	OKLAHOMA	*W	37-33	H	7/10	
12/4/2021	vs. Baylor	L	16-21	N	5/9	
1/1/2022	vs. Notre Dame	W	37-35	N	9/5	
10/1/2022	at Baylor	*W	36-25	A	9/16	
10/15/2022	at TCU	*L 2ot	43-40	A	8/13	
10/22/2022	TEXAS	*W	41-34	H	11/20	
10/29/2022	at Kansas State	*L	0-48	A	9/22	
10/14/2023	KANSAS	*W	39-22	H	NR/23	
11/4/2023	OKLAHOMA	*W	27-24	H	RV/10	

Nick Martin for Big 12 Defensive Player of the Year

Cowboy linebacker Nick Martin is in his first season as a starter, but he looks like he's been doing it for years. He leads the Big 12 and ranks in the top 13 among all FBS players with 10.2 total tackles per game. He's also third in the league and No. 7 in the FBS with 5.7 solo tackles per game.

Against K-State, he recorded 17 tackles against the Wildcats, the most by a Cowboy since Jordan Sterns had 19 tackles against Oklahoma on December 3, 2016. Martin also added a sack, a career-best 2.5 tackles for loss and the first interception of his career. Against West Virginia, he hit the 17 tackle mark again, adding 1.5 tackles for loss and a quarterback hurry.

Nick Martin is the only Power Five player with multiple 17-tackle games this season.

Oliver's Back

Linebacker Collin Oliver has been all over the field. In OSU's 39-32 win over No. 23 Kansas, he recorded a career-high 2.5 sacks, seven total tackles, 2.5 tackles for loss, a pair of pass breakups and a forced fumble. Outside of the total tackles, each of those other numbers led all players in the game.

On KU's possession that began with 2:33 remaining in the game and the Cowboys up 36-32, Oliver made a tackle for no gain on first down, broke up a pass at the line of scrimmage on the following second down and batted another pass down on 4th-and-1 two plays later to help seal the Cowboy win.

Oliver also ended KU's fourth quarter possession immediately preceding that one with a fourth down strip sack that gave the then-trailing Cowboys possession on the 50-yard line to set up the game-winning touchdown drive.

Against West Virginia, he matched a career best with 10 tackles and recorded half a sack.

Against Cincinnati, he added seven more tackles, a tackle for loss, a fumble recovery and two quarterback hurries.

Cameron Epps Arrives on the Scene

Redshirt freshman safety Cameron Epps has made his first career starts over the past several games and had a monster showing against Kansas State.

He recorded the first two interceptions of his career, two more pass breakups and five tackles and returned one interception for a 35-yard touchdown. He is:

- One of three FBS freshman with a pick-six against a Power Five team this season.
- First Big 12 player to record multiple interceptions in a conference matchup since All-American Jason Taylor II recorded two against Texas in 2022.
- First Big 12 freshman to record multiple interceptions in a conference match since TCU's Ar'Darius Washington recorded two against West Virginia in 2019.
- First OSU freshman with two picks in a game since Shaun Lewis (vs. Oklahoma, November 27, 2010)
- First OSU freshman with a pick-six since Ramon Richards (at Kansas State, November 1, 2014)
- First OSU player with two picks and a pick-six since Chad Whitener (vs. TCU, November 7, 2015)
- First OSU player with two picks in a half since A.J. Green (at West Virginia, October 28, 2017)
- First OSU player pick-six since Jason Taylor II (at Texas, October 16, 2021) - First game with two interceptions since Jason Taylor II (vs. Texas, October 22, 2022)

Collin Oliver and Kendal Daniels: The Two Latest Big 12 Defensive Freshmen of the Year

Oklahoma State's most well-known defensive players are the two latest Big 12 Defensive Freshmen of the Year. Oliver won the award in 2021 after he ranked No. 7 in the FBS with 11.5 sacks on the year and set a freshman record at Oklahoma State in the process. Daniels received the honor in 2022 after he finished the year ranked fourth among all FBS freshmen with three interceptions and fifth among all FBS freshmen with an average of 5.5 tackles per game.

Each of them stepped into a bigger role in 2023. Oliver moved from a defensive end who rotated in the past two seasons to a starting linebacker, while Daniels is looked to as the most experienced safety after the departure of All-American Jason Taylor II and veterans Sean Flanagan and Thomas Harper.

Their development and ability to mesh with new defensive coordinator Bryan Nardo and the new transfer class have played a large role in how the OSU defense looks in 2023.

Alex Hale for Groza

Oklahoma State kicker Alex Hale is making a case for the Lou Groza Award and is already a semifinalist for the honor. He ranks No. 1 in the FBS with 24 made field goals and is 24 for 30 on the year.

He is 3-for-3 on attempts longer than 50 yards this year and has hit two 53-yarders. The last OSU kicker to hit three of at least 50 yards in a season was Luke Phillips in 2003, and only two other FBS kicker can claim three makes that far this season.

Against Kansas State, Hale tied the school record for made field goals in a game with five, which also ties for the most in a single game for any FBS player this season. He followed that up with four field goals against Kansas State to set the school record for most field goals in a two-game span.

Hale is also a 2023 William V. Campbell Trophy semifinalist and a four-time first team Academic All-Big 12 selection. He is 40-for-50 in career field goal attempts.



Game Notes

Moving Up

Mike Gundy has never been conventional when it comes to hiring assistant coaches, and his latest addition is no different. Cowboy defensive coordinator Bryan Nardo entered the 2023 season at just 37 years old and was hired away from the same position at NCAA Division II Gannon University.

Although he had not coached at the FBS level, he did have a decade of experience as a college football coordinator. He also has a proven track record of success with his longest tenure thus far coming at Emporia State, and his move to the Big 12 has been one of the storylines of the 2023 season.

Among the National Leaders in Blocked Kicks

Oklahoma State is among the FBS leaders with four blocked kicks this season. Here the top of the list:

Rank	Games	Blocks	Block Per Game
1. Illinois	11	6	0.55
2. Oklahoma State	11	4	0.36
Buffalo	11	4	0.36
Georgia Tech	11	4	0.36
South Carolina	11	4	0.36
Army	11	4	0.36
6. Several tied	11	3	0.36

Turnover Tradition

OSU ranks among the national leaders in turnovers forced since 2010. A look at the elite performers:

1. Oregon	343
2. Louisiana Tech	331
3. Clemson	330
4. Oklahoma State	329
5. Houston	323

Tackles for Loss Tradition

Since the NCAA began tracking tackles for loss, Oklahoma State has ranked among the national leaders and ranks among the top 10 in most tackles for loss since [any year since 2000]. The Cowboys have turned up the pressure even more in the past few seasons, though.

Here's a look at the FBS leaders in most tackles for loss since 2020:

1. Pitt	393
2. Clemson	392
3. Oklahoma State	372
4. Oklahoma	364
5. Alabama	359

Winning with Non-Offensive Touchdowns

OSU has found ways to win recently through non-offensive touchdowns. The Cowboys had five in 2020 and four in 2021. Here are the leaders in non-offensive touchdowns since the beginning 2020:

1. Alabama	18
2. Houston	17
Notre Dame	17
Pitt	17
Middle Tennessee State	17
Iowa	17
7. Western Kentucky	16
TCU	16
9. Ohio State	15
Mississippi State	15
Utah	15
Kentucky	15
San Diego State	15
14. Oklahoma State	13
Baylor	13
Five Schools	13

Home Grown: Breaking Down the Roster

The 2023 Oklahoma State roster features 125 total players. There are 22 different states represented, as well as two players from Australia. The roster also features 51 players from the state of Oklahoma and 39 players from the state of Texas. Including walk-ons, Oklahoma State has 50 newcomers on the roster and 75 players who returned from the 2022 team. 20 total transfers arrived in 2023.

Oklahoma State's Recent History

2019 (8-5 overall; 5-4 Big 12/T-Third Place)

Final CFP Rank: No. 25	Result	Score	Loc	OSU/Op.	Att.
8/30/2019	at Oregon State	W 52-36	A	RV/NR	31,681
9/7/2019	MCNEESE	W 56-14	H	RV/NR	55,509
9/14/2019	at Tulsa	W 40-21	A	RV/NR	28,612
9/21/2019	at Texas	* L 30-36	A	RV/12	96,936
9/28/2019	KANSAS STATE	* W 26-13	H	RV/24	55,509
10/5/2019	at Texas Tech	* L 35-45	A	21/NR	56,479
10/12/2019	Idle			NR/	
10/19/2019	BAYLOR (HC)	* L 27-45	H	NR/18	55,060
10/26/2019	at Iowa State	* W 34-27	A	NR/23	61,500
11/2/2019	TCU	* W 34-27	H	RV/NR	52,861
11/9/2019	Idle			RV/	
11/16/2019	KANSAS	* W 31-13	H	25/NR	55,388
11/23/2019	at West Virginia	* W 20-13	A	22/NR	46,022
11/30/2019	OKLAHOMA	* L 16-34	H	21/7	54,575
12/7/2019	Idle			RV/	
Academy Sports + Outdoors Texas Bowl - Houston, Texas					
12/27/2019	vs. Texas A&M	L 21-24	N	25/RV	68,415

2020 (8-3 overall; 6-3 Big 12/Third Place)*

Preseason AP Rank: 15	Final AP Rank: No. 20	Final CFP Rank: No. 21			
9/19/2020	TULSA%	W 16-7	H	11/NR	14,668
9/26/2020	WEST VIRGINIA	* W 27-13	H	15/RV	14,672
10/3/2020	at Kansas	* W 47-7	A	17/NR	9,480
10/10/2020	Idle			10/	
10/17/2020	Idle			7/	
10/24/2020	IOWA STATE	* W 24-21	H	6/17	14,671
10/31/2020	TEXAS	* L 34-41	H	6/RV	14,672
11/7/2020	at Kansas State	* W 20-18	A	14/RV	11,980
11/14/2020	Idle			14/	
11/21/2020	at Oklahoma	* L 13-41	A	14/18	22,700
11/28/2020	TEXAS TECH	* W 50-44	H	21/NR	14,645
12/5/2020	at TCU	* L 22-29	A	19/NR	12,594
12/12/2020	at Baylor!	* W 42-3	A	RV/NR	11,667
12/19/2020	Idle			RV/	
Cheez-It Bowl - Orlando, Fla.					
12/29/2020	vs. Miami (Fla.)	W 37-34	N	RV/18	8,090

* The season was rescheduled and shortened to 10 regular season games due to the COVID-19 pandemic. The original, unplayed schedule was as follows: Sept. 3 (Thu.) - Oregon State; Sept. 12 - Tulsa; Sept. 19 - Western Illinois; Oct. 3 - at TCU; Oct. 10 - Iowa State; Oct. 17 - at Kansas; Oct. 24 - at Oklahoma; Oct. 31 - Texas Tech; Nov. 7 - at Baylor; Nov. 14 - West Virginia; Nov. 21 - at Kansas State; Nov. 27 (Fri.) - Texas; Dec. 5 - Big 12 Championship Game (Arlington)

% Game vs. Tulsa was scheduled for Sept. 12, but COVID issues within the Tulsa program forced the game to be postponed to Sept. 19.

! Game vs. Baylor was scheduled for Oct. 17, but COVID issues within the Baylor program forced the game to be postponed to Dec. 12.

2021 (12-2 overall; 8-1 Big 12/First Place Regular Season)

Final AP Rank: No. 7	Final CFP Rank: No. 9				
9/4/2021	MISSOURI STATE	W 23-16	H	RV/NR	50,807
9/11/2021	TULSA	W 28-23	H	RV/NR	52,127
9/18/2021	at Boise State	W 21-20	A	RV/NR	36,702
9/25/2021	KANSAS STATE	* W 31-20	H	RV/25	51,444
10/2/2021	BAYLOR	* W 24-14	H	19/21	52,144
10/9/2021	Idle			12/	
10/16/2021	at Texas	* W 32-24	A	12/25	99,916
10/23/2021	at Iowa State	* L 21-24	A	8/RV	61,500
10/30/2021	KANSAS (HC)	* W 55-3	H	15/NR	55,026
11/6/2021	at West Virginia	* W 24-3	A	11/NR	50,109
11/13/2021	TCU	* W 63-17	H	10/NR	54,549
11/20/2021	at Texas Tech	* W 23-0	A	9/NR	53,169
11/27/2021	OKLAHOMA	* W 37-33	H	7/10	54,990
Dr. Pepper Big 12 Championship Game - Arlington, Texas					
12/4/2021	vs. Baylor	L 16-21	N	5/9	65,771
PlayStation Fiesta Bowl - Glendale, Ariz.					
1/1/2022	vs. Notre Dame	W 37-35	N	9/5	49,550

2022 (7-6 overall; 4-5 Big 12/Fifth Place)

Preseason AP Rank: 12					
9/1/2022	CENTRAL MICHIGAN	W 58-44	H	12/NR	53,808
9/10/2022	ARIZONA STATE	W 34-17	H	11/NR	54,949
9/17/2022	ARKANSAS-PINE BLUFF	W 63-7	H	8/NR	55,509
9/24/2022	Idle			9/	
10/1/2022	at Baylor	* W 36-25	A	9/16	47,979
10/8/2022	TEXAS TECH	* W 41-31	H	7/NR	55,509
10/15/2022	at TCU	* L ot 40-43	A	8/13	49,595
10/22/2022	TEXAS (HC)	* W 41-34	H	11/20	55,509
10/29/2022	at Kansas State	* L 0-48	A	9/22	51,133
11/5/2022	at Kansas	* L 16-37	A	18/NR	43,606
11/12/2022	IOWA STATE	* W 20-14	H	RV/NR	55,509
11/19/2022	at Oklahoma	* L 13-28	A	24/NR	84,132
11/26/2022	WEST VIRGINIA	* L 19-24	H	RV/NR	52,353
Guaranteed Rate Bowl - Phoenix, Ariz.					
12/27/2022	vs. Wisconsin	L 17-24	N		23,187



Game Notes

OSU Single Season Records Watch

Rushing yards

1.	2850	Barry Sanders	Jr.	373-2850	1988
2.	2094	Chuba Hubbard	So.	328-2094	2019
3.	1887	Terry Miller	Jr.	314-1887	1976
4.	1877	Ernest Anderson	Jr.	353-1877	1982
5.	1767	Thurman Thomas	Sr.	283-1767	1987
6.	1680	Terry Miller	Sr.	314-1680	1977
7.	1650	Thurman Thomas	So.	328-1650	1985
8.	1642	Gerald Hudson	Sr.	279-1642	1990
9.	1555	Kendall Hunter	So.	241-1555	2008
10.	1548	Kendall Hunter	Sr.	271-1548	2010
-	1414	Ollie Gordon II	So.	211-1414	2023

Rushing touchdowns

1.	42	Barry Sanders	Jr.		1988
2.	27	Terry Miller	Jr.		1976
3.	24	Joseph Randle	So.		2011
4.	21	Chuba Hubbard	So.		2019
	21	Thurman Thomas	Sr.		1987
6.	16	Kendall Hunter	Sr.		2010
	16	Kendall Hunter	So.		2008
	16	Tatum Bell	Sr.		2003
9.	15	Ollie Gordon II	So.		2023
	15	Justice Hill/Thurman Thomas	So./So.		2017/1985

Average yards/rush (min. 100 attempts)

1.	7.64	Barry Sanders	Jr.	373-2850	1988
2.	6.80	Vernand Morency	RFr.	135-918	2003
3.	6.73	Keith Toston	Jr.	102-686	2008
-	6.70	Ollie Gordon II	So.	211-1414	2023
4.	6.51	Dantrell Savage	Jr.	126-820	2006
5.	6.50	Kendall Hunter	Fr.	107-696	2007
6.	6.45	Kendall Hunter	So.	241-1555	2008
7.	6.40	Andre Richardson	Fr.	121-774	1994
8.	6.38	Chuba Hubbard	So.	328-2094	2019
9.	6.26	Tatum Bell	Jr.	175-1096	2002
10.	6.24	Thurman Thomas	Sr.	283-1767	1987

Rushing yards/game (min. 5 games)

1.	237.5	Barry Sanders	Jr.	12 games	1988
2.	170.6	Ernest Anderson	Jr.	11 games	1982
3.	161.1	Chuba Hubbard	So.	13 games	2019
4.	157.3	Terry Miller	Jr.	12 games	1976
5.	152.7	Terry Miller	Sr.	11 games	1977
6.	149.3	Gerald Hudson	Sr.	11 games	1990
7.	147.2	Thurman Thomas	Sr.	12 games	1987
8.	138.5	David Thompson	Sr.	11 games	1996
9.	137.5	Thurman Thomas	So.	12 games	1985
10.	134.0	Vernand Morency	So.	11 games	2004
-	128.5	Ollie Gordon II	So.	11 games	2023

All purpose yards

1.	3526	Barry Sanders	Jr.		1988
2.	2334	Chuba Hubbard	So.		2019
3.	2130	Thurman Thomas	Sr.		1987
4.	2009	Terry Miller	Jr.		1976
5.	1980	Ernest Anderson	Jr.		1982
6.	1922	Thurman Thomas	So.		1985
7.	1885	Dez Bryant	So.		2008
8.	1866	Justin Blackmon	So.		2010
9.	1811	Tyreek Hill	Jr.		2014
10.	1784	Terry Miller	Sr.		1977
-	1676	Ollie Gordon II	So.		2023

All purpose yards/game (Min. 5 games)

1.	293.8	Barry Sanders	Jr.	12 games	1988
2.	180.0	Ernest Anderson	Jr.	11 games	1982
3.	179.5	Chuba Hubbard	So.	13 games	2019
4.	177.5	Thurman Thomas	Sr.	12 games	1987
5.	167.4	Terry Miller	Jr.	11 games	1976
6.	162.3	Terry Miller	Sr.	11 games	1977
7.	160.2	Thurman Thomas	So.	12 games	1985
8.	159.0	David Thompson	Sr.	11 games	1996
9.	155.5	Justin Blackmon	So.	12 games	2010
-	152.4	Ollie Gordon II	So.	11 games	2023
10.	151.5	Gerald Hudson	Sr.	11 games	1990

Field goals made

1.	28	Quinn Sharp	Sr.	28-34	2012
2.	27	Dan Bailey	Sr.	27-31	2010
3.	24	Alex Hale	*Sr.	24-30	2023
4.	23	Matt Ammendola	So.	23-29	2017

Field goals attempted

1.	34	Quinn Sharp	Sr.	28-34	2012
2.	31	Dan Bailey	Sr.	27-31	2010
3.	30	Alex Hale	*Sr.	24-30	2023
4.	29	Matt Ammendola	So.	23-29	2017

Mike Gundy Has More Than 150 Career Wins

Oklahoma State head coach Mike Gundy is in his 19th year as a head coach in 2023, and he's been at OSU for every one of those seasons. With a career record of 164-78, he is one of just five active FBS coaches with 150 wins at his current school, joined by Nick Saban, Kirk Ferentz, Dabo Swinney and Kyle Whittingham. According to *Sports Reference*, Gundy is also one of 66 coaches in history and seven active head coaches with at least 150 wins while coaching in major college football.

Degrees In-Hand

A total of 21 Cowboys on this year's roster have already completed their undergraduate degree and are continuing their education at Oklahoma State.

Oklahoma State Football Graduates on 2023 Roster (entering Fall 2023)

Xavier Benson	Bachelor of University Studies	Oklahoma State - May 2023
Cole Birmingham	Bachelor of Science in Entrepreneurship and Mktg	Oklahoma State - May 2023
Alan Bowman	Bachelor of Business Admin., major in Mgmt	Texas Tech - May 2021;
	Masters in Supply Chain Management	Michigan - December 2022
Braden Cassity	Bachelor of Science in Sports Management	Oklahoma State - July 2021;
	Master of Science, major in Interdisciplinary Studies	Oklahoma State - May 2023
Collin Clay	Bachelor of University Studies	Oklahoma State - December 2022
Elijah Collins	Bachelor of Arts, major in Media & Information/Film & Media Production	Michigan State - December 2022
Anthony Goodlow	Bachelor of Arts, major in Organizational Studies	Tulsa - August 2022
Alex Hale	Bachelor of Science in Applied Exercise Science/Pre-Professional	Oklahoma State - December 2021
Isreal Isuman-Hundley	Bachelor of Science in International Business	Oklahoma State - May 2023
Josiah Johnson	Bachelor of Arts in Communication	UMass - September 2022
Leon Johnson III	Bachelor of Science in Mathematics	George Fox - May 2023
Nathan Latu	Bachelor of University Studies	Oklahoma State - May 2023
Taylor Miterko	Bachelor of Science in Management	Oklahoma State - December 2022
Xavier Ross	Bachelor of Science in Management	Oklahoma State - May 2023
Jake Schultz	Bachelor of Science in Natural Resources/Forest Ecology & Mgmt	Oklahoma State - May 2023
Jake Springfield	Bachelor of Science in Management and Marketing	Oklahoma State - May 2023
Quinton Stewart	Bachelor of Science in Management	Oklahoma State - May 2023
Peyton Thompson	Bachelor of University Studies	Oklahoma State - December 2021
Kody Walterscheid	Bachelor of Science in Sports Management	Oklahoma State - December 2022
Preston Wilson	Bachelor of Science in Management and Marketing	Oklahoma State - December 2022
Zeke Zaragoza	Bachelor of University Studies	Oklahoma State - May 2022

Super Seniors

There are 11 "super seniors" on the OSU roster this season who have chosen to take advantage of the NCAA eligibility ruling around COVID-19, which gave all players on 2020 rosters the ability play an extra year. The group:

1	Xavier Benson	LB	6-2	224	*RSr.-1L	Texarkana, TX / Pleasant Grove / TTU / Tyler J.C.
7	Alan Bowman	QB	6-4	209	*RSr.-TR	Grapevine, TX / Grapevine / Texas Tech / Michigan
16	Josiah Johnson	TE	6-5	235	*RSr.-TR	Jacksonville, FL / Bolles School / UMass
19	Alex Hale	K	6-0	205	*RSr.-3L	Point Frederick, NSW, Australia / St. Edward's
24	Elijah Collins	RB	6-0	220	*RSr.-TR	Detroit, MI / University of Detroit Jesuit / Michigan State
44	Justin Wright	LB	6-2	244	*RSr.-TR	Abilene, TX / Cooper / Tulsa
63	Zeke Zaragoza	LS	5-10	205	*RSr.-Sq	Ontario, CA / Ontario Christian / Dordt / SBVC
86	Ian Edenfield	TE	6-5	272	*RSr.-TR	Uniontown, PA / Laurel Highlands / California (PA)
90	Braden Cassity	FB	6-2	241	*RSr.-4L	Austin, TX / Westlake
92	Nathan Latu	DE	6-4	265	*RSr.-2L	Salt Lake City, UT / Olympus / Snow College
94	Anthony Goodlow	DE	6-5	283	*RSr.-TR	Del City, OK / Del City / Tulsa

10-Win Consistency: Appreciating What Mike Gundy Has Done at Oklahoma State

Oklahoma State coach Mike Gundy has led the Cowboys to seven 10-win seasons since 2010. The only active coaches with more 10-win seasons in that time frame are Alabama's Nick Saban (13) and Clemson's Dabo Swinney (12).

Gundy has led his alma mater to 17 consecutive bowl games and winning seasons and has led the Cowboys to five New Year's Six games since the 2009 season. Gundy has led the Cowboys to a pair of Fiesta Bowls, two Cotton Bowls and an appearance in the Sugar Bowl.

Consistently Strong

Oklahoma State is one of only four programs to post a winning season every year since 2010.

Teams with a Winning Record Every Year From 2010-22

- Alabama
- Boise State
- Oklahoma State
- Wisconsin



Oklahoma State Career Records Watch

Pass receptions

1.	293	Rashaun Woods (293-4414)	1999-03
2.	253	Justin Blackmon (253-3564)	2008-11
3.	226	James Washington (226-4472)	2014-17
4.	224	Hart Lee Dykes (224-3510)	1985-88
5.	205	Tylan Wallace (205-3434)	2017-20
6.	191	Brennan Presley (191-2213)	2020-present
	191	Dillon Stoner (191-2378)	2016-20
8.	180	Josh Stewart (180-2204)	2011-13
9.	167	Jalen McCleskey (167-1865)	2015-18
10.	163	D'Juan Woods (163-2751)	2002-06

Receiving yards

1.	4472	James Washington (226-4472)	2014-17
2.	4414	Rashaun Woods (293-4414)	1999-03
3.	3564	Justin Blackmon (253-3564)	2008-11
4.	3510	Hart Lee Dykes (224-3510)	1985-88
5.	3434	Tylan Wallace (205-3434)	2017-20
6.	2751	D'Juan Woods (163-2751)	2002-06
7.	2466	Marcell Ateman (146-2466)	2013-17
8.	2425	Dez Bryant (147-2425)	2007-09
9.	2378	Dillon Stoner (191-2378)	2016-20
10.	2213	Brennan Presley (191-2213)	2020-present

Touchdown receptions

1.	42	Rashaun Woods	1999-03
2.	40	Justin Blackmon	2008-11
3.	39	James Washington	2014-17
4.	31	Hart Lee Dykes	1985-88
5.	29	Dez Bryant	2007-09
6.	26	Tylan Wallace	2017-20
7.	20	D'Juan Woods	2002-06
	20	Adarius Bowman	2006-07
9.	18	Tracy Moore	2009-13
10.	17	Dillon Stoner	2016-20
	17	Jalen McCleskey	2015-18
-	15	Brennan Presley	2020-present

Punt returns

1.	76	Bennie Goodwin (76-787)	1967-69
2.	73	Dick Graham (73-487)	1969-71
3.	68	Terance Richardson (68-903)	1995-96,98-99
4.	64	Gabe Lindsay (64-854)	1999-00,02-03
5.	60	Perrish Cox (60-694)	2006-09
6.	55	Dillon Stoner (55-372)	2016-19
7.	54	Terrance Davis-Bryant (54-630)	1999-02
8.	52	Scott Harmon (52-326)	1990-93
9.	50	David Hankins (50-426)	1974-76
10.	49	Bobby Riley (49-360)	1983-86
-	43	Brennan Presley (43-228)	2020-present

Kickoff returns

1.	117	Perrish Cox (117-2804)	2006-09
2.	102	Justin Gilbert (102-2681)	2010-13
3.	69	Jamaal Fobbs (69-1441)	1997-00
4.	62	Larry Elliott (62-1408)	1963-65
5.	54	Rafael Denson (54-1148)	1991-94
6.	51	RW McQuarters (51-1186)	1995-97
7.	48	Ron Ingram (48-1020)	1978-80
8.	43	Barry Sanders (43-1057)	1986-88
9.	41	Brennan Presley (41-1076)	2020-present
10.	40	Bobby Riley (40-833)	1983-86

Kick return yards

1.	2804	Perrish Cox (117-2804)	2006-09
2.	2681	Justin Gilbert (102-2681)	2010-13
3.	1441	Jamaal Fobbs (69-1441)	1997-00
4.	1408	Larry Elliott (62-1408)	1963-65
5.	1186	RW McQuarters (51-1186)	1995-97
6.	1148	Rafael Denson (54-1148)	1991-94
7.	1076	Brennan Presley (41-1076)	2020-present
8.	1067	Chris Massey (38-1067)	1999-02
9.	1057	Barry Sanders (43-1057)	1986-88
10.	1020	Ron Ingram (48-1020)	1978-80

Kick return touchdowns

1.	6	Justin Gilbert	2010-13
2.	4	Perrish Cox	2006-09
3.	3	Barry Sanders	1986-88
4.	2	Tyreek Hill	2014
	2	Dick Graham	1969-71
6.	1	Jaden Nixon	2021-present
	1	Brennan Presley	2020-present
	1	By many others	

Average yards/kick return (min. 20 attempts)

1.	28.08	Chris Massey (38-1067)	1999-02
2.	26.28	Justin Gilbert (102-2681)	2010-13
-	26.24	Brennan Presley (41-1076)	2020-pr.
3.	25.68	Franklin Williams (22-565)	1963-64
4.	24.79	Andre Richardson (24-595)	1994-96
5.	24.67	Tyreek Hill (30-740)	2014
-	24.64	Jaden Nixon (25-616)	2021-pr.
6.	24.64	Dick Graham (33-813)	1969-71
7.	24.58	Barry Sanders (43-1057)	1986-88
8.	24.44	Harry Roberts (32-782)	1982-85
9.	24.09	Grant Jones (34-819)	2003-06
10.	23.97	Perrish Cox (117-2804)	2006-09

Fumbles forced

1.	10	Stacey Satterwhite	1988-91
	10	Ricky Young	1978-81
3.	9	Curtis Boone	1978-80
	9	John Corker	1976-79
5.	8*	Malcolm Rodriguez	2017-21
6.	7	Shaun Lewis	2010-13
	7	Jason Gildon	1990-93
	7	Pete DiClemente	1978-81
	7	Dexter Manley	1979-80
10.	6	Justin Phillips	2015-18
	6	Kenyatta Wright	1996-99
-	5	Collin Oliver	2021-present

Tackles for loss

1.	63.0	Jason Gildon (63-325)	1990-93
2.	47.0	Leslie O'Neal (47-274)	1982-85
3.	42.0	Phillip Dokes (42-221)	1973-76
4.	40.0*	Brock Martin (40-159)	2018-22
	40.0	Emmanuel Ogbah (40-192)	2012-15
6.	39.0	Gary Chachere (39-194)	1979-82
	39.0	Gary Lewis (39-261)	1980-82
	39.0	Dexter Manley (39-231)	1977-80
9.	37.5	Kevin Williams (37-1/184)	1999-02
10.	37.0	Nathan Peterson (34-6/194)	2004-07
	37.0	Rodney Harding (37-0/217)	1982-84
-	36.5	Collin Oliver (33/7/190)	2021-present

Tackles for loss yardage

1.	325	Jason Gildon (63-325)	1990-93
2.	274	Leslie O'Neal (47-274)	1982-85
3.	261	Gary Lewis (39-261)	1980-82
4.	231	Dexter Manley (39-231)	1977-80
5.	221	Phillip Dokes (42-221)	1973-76
6.	217	Rodney Harding (37-217)	1982-84
7.	194	Nathan Peterson (37-194)	2004-07
	194	Gary Chachere (39-194)	1979-82
9.	192	Emmanuel Ogbah (40-192)	2012-15
10.	190	Collin Oliver (36.5/190)	2021-present

Quarterback sacks (since 1981)

1.	34.0	Leslie O'Neal (34-0/248)	1982-85
2.	33.0	Jason Gildon (32-2/213)	1990-93
3.	31.0	Rodney Harding (31/274)	1981-84
4.	28.0	Emmanuel Ogbah (25-6/168)	2012-15
5.	22.5	Collin Oliver (21-3/163)	2021-present
6.	21.5	Greg Richmond (21-1/161)	2000-03
7.	21.0	Gary Lewis (21-159)	1981-84
8.	20.5	Nathan Peterson (19-3/151)	2004-07
9.	18.5	Kevin Williams (18-1/141)	1999-02
10.	17.0	Victor DeGrate (16-2/85)	2003-06

Yards from sacks (since 1981)

1.	274	Rodney Harding (31/274)	1982-84
2.	248	Leslie O'Neal (34-0/248)	1982-85
3.	213	Jason Gildon (32-2/213)	1990-93
4.	168	Emmanuel Ogbah (25-6/168)	2012-15
5.	163	Collin Oliver (21-3/163)	2021-present
6.	161	Greg Richmond (21-1/161)	2000-03
7.	159	Gary Lewis (21-159)	1981-84
8.	151	Nathan Peterson (19-3/151)	2004-07
9.	141	Kevin Williams (18-1/141)	1999-02
10.	118	Juqua Thomas (13-3/118)	1999-00

QB hurries (since 1982)

1.	26	Emmanuel Ogbah	2012-15
2.	25	Collin Oliver	2021-present
3.	23*	Brock Martin	2018-22
4.	22	Tyler Lacy	2019-22
	22*	Devin Harper	2017-21
6.	20*	Malcolm Rodriguez	2017-21
7.	18	Trace Ford	2019-22
	17	Marque Fountain	2003-07
9.	15	Jamie Blatnick	2007-11
	15	Richetti Jones	2007-11

Field goals made

1.	69	Larry Roach (69-105)	1981-84
2.	68	Ben Grogan (68-91)	2013-16
3.	60	Matt Ammendola (60-78)	2015-19
4.	57	Dan Bailey (57-72)	2007-10
5.	56	Cary Blanchard (56-77)	1987-90
6.	54	Tim Sydnies (54-80)	1996-99
7.	50	Quinn Sharp (50-59)	2008-12
8.	42	Luke Phillips (42-51)	2001-03
9.	40	Alex Hale (40-50)	2019-present
10.	39*	Tanner Brown (39-44)	2021-22
	39	Lawson Vaughn (39-58)	1992-95

Field goals attempted

1.	105	Larry Roach (69-105)	1981-84
2.	91	Ben Grogan (68-91)	2013-16
3.	80	Tim Sydnies (54-80)	1996-99
4.	78	Matt Ammendola (60-78)	2015-19
5.	77	Cary Blanchard (56-77)	1987-90
	77	Larry Roach (50-77)	1982-84
7.	72	Dan Bailey (57-72)	2007-10
8.	69	Abby Daigle (31-69)	1973-76
9.	63	Colin Ankersen (26-63)	1977-80
10.	59	Quinn Sharp (50-59)	2008-12
-	50	Alex Hale (40-50)	2019-present

Field goal pct (min. 15 attempts)

1.	88.6*	Tanner Brown (39-44)	2021-22
2.	84.7	Quinn Sharp (50-59)	2008-12
3.	82.4	Luke Phillips (42-51)	2001-03
4.	80.0	Bruce Redden (12-15)	2005-06
-	80.0	Alex Hale (40-50)	2019-present
5.	79.2	Dan Bailey (57-72)	2007-10
6.	76.9	Matt Ammendola (60-78)	2015-19
7.	74.7	Ben Grogan (68-91)	2013-16
8.	72.7	Cary Blanchard (56-77)	1987-90
9.	69.0	Jason Ricks (29-42)	2004-07
10.	67.5	Tim Sydnies (54-80)	1996-99

Blocked kicks

1.	5	Vincent Taylor	2013-16
	5	James Castleman	2011-14
	5	Chris Massey	1999-02
4.	4	Fath' Carter	2000-03
	4	Rob Warner	1971
6.	3	Leslie O'Neal	1982-85
	3	Dean Prater	1978-80
8.	2	Korie Black	2020-present
	2	Kody Walterscheid	2019-present
	2	By 15 others, last Jordan Sterns	2013-16



2023 Honors and Recognition

Team Awards

- Cheez-It Team National Team of the Week vs. Oklahoma

85 Tykie Andrews - WR

- Special Teams Practice Player of the Week vs. South Alabama

32 Braden Baize - WR

- Offense Practice Player of the Week vs. Houston

57 Ryan Baker DE

- Defense Practice Player of the Week vs. West Virginia

69 Evan Bax - OL

- Offense Practice Player of the Week vs. Central Arkansas

1 Xavier Benson - LB

- Game Captain vs. Central Arkansas, West Virginia, UCF
- Big 12 Defensive Player of the Week vs. Oklahoma
- OSU Defensive MVP vs. Oklahoma

7 Alan Bowman - QB

- Game Captain vs. Kansas, UCF
- Earl Campbell Tyler Rose Award Hon. Ment. vs. Houston
- Earl Campbell Tyler Rose Award Preseason Watch List
- Comeback Player of the Year Award Watch List
- Senior Bowl Watch List
- Wuerffel Trophy nominee

2 Korie Black - CB

- OSU Defensive MVP vs. Central Arkansas
- Game Captain vs. Arizona State, UCF

5 Jaden Bray - WR

- Comeback Player of the Year Award Watch List

90 Braden Cassity - FB

- Game Captain vs. Central Arkansas, Houston

93 Collin Clay - NT

- Game Captain vs. Kansas State

24 Elijah Collins - RB

- Game Captain vs. Oklahoma

71 Dalton Cooper - OL

- Senior Bowl Watch List

45 Justin Crutchmer - LB

- Special Teams Practice Player of the Week vs. Iowa State

5 Kendal Daniels - S

- Game Captain vs. Iowa State
- Preseason All-Big 12 Football Team

88 Landon Dean - DE

- Defense Practice Player of the Week vs. Oklahoma

25 Hudson Devins - RB

- Offense Practice Player of the Week vs. South Alabama, Kansas
- Special Teams Practice Player of the Week vs. UCF

7 Cameron Epps - S

- Big 12 Newcomer of the Week vs. Kansas State
- OSU Co-Defensive MVP vs. Kansas State

25 Ike Esonwune - LB

- Special Teams Practice Player of the Week vs. Kansas State

6 Zane Flores - QB

- Offense Practice Player of the Week vs. Arizona State

91 Jaedon Foreman - DE

- Co-Defense Practice Player of the Week vs. UCF

12 Kam Franklin - S

- Special Teams Practice Player of the Week vs. Central Arkansas

94 Anthony Goodlow - DE

- Game Captain vs. Kansas
- OSU Defensive MVP vs. Cincinnati

0 Ollie Gordon II - RB

- Maxwell Award semifinalist (1 of 17)
- Earl Campbell Tyler Rose Award Hon. Ment. vs. Houston
- Big 12 Offensive Player of the Week vs. Oklahoma
- Earl Campbell Tyler Rose Award Hon. Ment. vs. Oklahoma
- Maxwell National Player of the Week vs. Cincinnati
- Doak Walker National RB of the Week vs. Cincinnati
- Big 12 Offensive Player of the Week vs. Cincinnati
- Earl Campbell Tyler Rose Award Hon. Ment. vs. Cincinnati
- Walter Camp National FBS Offensive POTW vs. West Virginia
- Doak Walker National RB of the Week vs. West Virginia
- CFP National Performer of the Week vs. West Virginia
- Big 12 Offensive Player of the Week vs. West Virginia
- Maxwell Football Club "Who's Hot" List vs. West Virginia
- Earl Campbell Tyler Rose Award POTW vs. West Virginia
- Doak Walker National RB of the Week vs. Kansas
- Earl Campbell Tyler Rose Award POTW vs. Kansas
- Big 12 Co-Offensive Player of the Week vs. Kansas
- Maxwell Football Club "Who's Hot" List vs. Kansas
- Earl Campbell Tyler Rose Award Hon. Ment. vs. Kansas State
- OSU Offensive MVP vs. Kansas State, Kansas

19 Alex Hale - K

- Lou Groza Award semifinalist (1 of 20)
- Lou Groza Award "Star of the Week" vs. Kansas State
- Lou Groza Award "Star of the Week" vs. Kansas
- OSU Special Teams MVP vs. Arizona State, Kansas State
- Game Captain vs. Central Arkansas
- William V. Campbell Trophy Semifinalist

16 Josiah Johnson - TE

- Game Captain vs. Kansas State

71 Aden Kelley - NT

- Game Captain vs. Kansas

29 Cooper Lai - S

- Defense Practice Player of the Week vs. Arizona State

13 RJ Lester - CB

- Defense Practice Player of the Week vs. Cincinnati
- Special Teams Practice Player of the Week vs. West Virginia

4 Nickolas Martin - LB

- OSU Co-Defensive MVP vs. Kansas State
- Game Captain vs. Iowa State, Kansas, Cincinnati, Houston

53 Andrew McCall - LB

- Defense Practice Player of the Week vs. South Alabama
- Special Teams Practice Player of the Week vs. Kansas

47 Luke McEndoo - FB

- Offense Practice Player of the Week vs. Cincinnati

66 Joe Michalski - OL

- OSU Co-Offensive MVP vs. Central Arkansas
- Game Captain vs. Arizona State, South Alabama, West Virginia, Houston

42 Grant Mirabal - LB

- Defense Practice Player of the Week vs. Iowa State

3 Jaden Nixon - RB

- OSU Specials Teams MVP vs. Oklahoma
- Game Captain vs. UCF

99 Iman Oates - NT

- Defense Practice Player of the Week vs. Kansas

47 Patrick Ojo - DE

- Defense Practice Player of the Week vs. Houston

30 Collin Oliver - LB

- OSU Defensive MVP vs. Arizona State, Kansas
- Game Captain vs. South Alabama, Oklahoma
- Nagurski Trophy Preseason Watch List
- Bednarik Award Preseason Watch List
- Preseason All-Big 12 Football Team
- Lott IMPACT Trophy Preseason Watch List

10 Rashod Owens - WR

- Game Captain vs. Cincinnati
- OSU Offensive MVP vs. Oklahoma

27 Kyler Pearson - WR

- Offense Practice Player of the Week vs. UCF

23 Jalen Pope - WR

- Co-Offense Practice Player of the Week vs. Kansas State

80 Brennan Presley - WR

- Paul Hornung Award Honor Roll vs. Kansas
- Game Captain vs. Central Arkansas, Iowa State, Kansas State, West Virginia, Oklahoma
- OSU Co-Offensive MVP vs. Central Arkansas
- Preseason All-Big 12 Football Team
- Paul Hornung Award Preseason Watch List
- Wuerffel Trophy Preseason Watch List
- Biletnikoff Award Preseason Watch List
- Senior Bowl Watch List

90 AJ Ridener - NT

- Defense Practice Player of the Week vs. Central Arkansas

22 Jeff Roberson - LB

- Game Captain vs. Cincinnati
- OSU Special Teams vs. Cincinnati

39 Parker Robertson - S

- OSU Special Teams MVP vs. Central Arkansas
- Game Captain vs. Arizona State

19 Gabriel Rodriguez - S

- Special Teams Practice Player of the Week vs. Arizona State

56 Xavier Ross - DE

- OSU Special Teams MVP vs. Kansas
- Game Captain vs. Cincinnati

38 Jake Schultz - FB

- Game Captain vs. Iowa State

11 Tabry Shettron - TE

- Special Teams Practice Player of the Week vs. Cincinnati
- Co-Offense Practice Player of the Week vs. Kansas State

61 Jake Springfield - OL

- Burlsworth Trophy semifinalist (1 of 10)
- Game Captain vs. Oklahoma

79 Gage Stanaland - OL

- Offense Practice Player of the Week vs. Iowa State

88 De'Zhaun Stribling - RB

- OSU Offensive MVP vs. Arizona State
- Game Captain vs. South Alabama

14 Peyton Thompson - QB

- Offense Practice Player of the Week vs. Oklahoma

67 Jaelen Tucker - NT

- Co-Defense Practice Player of the Week vs. UCF

39 Ori Walker - WR

- Offense Practice Player of the Week vs. West Virginia

96 Kody Walterscheid - DE

- Game Captain vs. Arizona State, Houston

69 Logan Ward - K

- Game Captain vs. South Alabama

28 Eli Williams - S

- Special Teams Practice Player of the Week vs. Houston

74 Preston Wilson - OL

- Game Captain vs. Kansas State

17 Tywon Wray Jr. - S

- Defense Practice Player of the Week vs. Kansas State
- Special Teams Practice Player of the Week vs. Oklahoma

63 Zeke Zaragoza - LS

- Game Captain vs. West Virginia



The Last Time...

Oklahoma State Team

50+ Points	63 vs. UAPB, Sept. 17, 2022
60+ Points	63 vs. UAPB, Sept. 17, 2022
70+ Points	70 at Texas Tech, Oct. 31, 2015
Shut a team out at home	vs. Savannah State, Sept. 1, 2012 (84-0)
Shut out a conference opponent at home	vs. Kansas State, Nov. 25, 1961 (45-0)
Shut a team out on the road	at Texas Tech, Nov. 20, 2021 (23-0)
Shut out a conference opponent on the road	at Texas Tech, Nov. 20, 2021 (23-0)
Shut out a team in the first quarter	at West Virginia, Oct. 21, 2023
Shut out a team in the first half	vs. Central Arkansas, Sept. 2, 2023
Shut out a team through three quarters	at Texas Tech, Nov. 20, 2021
Overtime game	at No. 13 TCU, Oct. 26, 2022, (L, 40-43)
30+ first downs	32 vs. No. 20 Texas, Oct. 22, 2022
50+ rushing attempts	62 vs. TCU, Nov. 13, 2021
60+ rushing attempts	62 vs. TCU, Nov. 13, 2021
70+ rushing attempts	71 vs. Mississippi State, Sept. 19, 1998
200+ Yards Rushing	315 vs. Cincinnati, Oct. 28, 2023
300+ Yards Rushing	315 vs. Cincinnati, Oct. 28, 2023
400+ Yards Rushing	447 vs. TCU, Nov. 13, 2021
500+ Yards Rushing	536 vs. Kansas, Nov. 12, 1988
Less than 100 Yards Rushing	52 at UCF, Nov. 11, 2023
Less than 50 Yards Rushing	8 vs. Baylor, Nov. 21, 2015
Less than 25 Yards Rushing	8 vs. Baylor, Nov. 21, 2015
50+ pass attempts	67 at Oklahoma, Nov. 19, 2022
60+ pass attempts	67 at Oklahoma, Nov. 19, 2022
40+ pass completions	42 at Iowa State, Nov. 18, 2011
300+ Yards Passing	348 at Houston, Nov. 18, 2023
400+ Yards Passing	406 vs. Central Michigan, Sept. 1, 2022
500+ Yards Passing	501 at No. 6 Oklahoma, Nov. 10, 2018
Less than 100 Yards Passing	82 at Boise State, Sept. 18, 2021
500+ Yards Total Offense	501 at Houston, Nov. 18, 2023
600+ Yards Total Offense	601 vs. Cincinnati, Oct. 28, 2023
700+ Yards Total Offense	732 vs. Missouri State, Aug. 30, 2018
Less than 200 Yards Total Offense	192 vs. Texas, Nov. 16, 2014
Less than 150 Yards Total Offense	109 at Oklahoma, Nov. 28, 2009
90+ offensive plays	102 at Oklahoma, Nov. 19, 2022
Beat a Top 25 team at home	vs. No. 10 Oklahoma, Nov. 4, 2023 (27-24)
Beat a Top 20 team at home	vs. No. 10 Oklahoma, Nov. 4, 2023 (27-24)
Beat a Top 15 team at home	vs. No. 10 Oklahoma, Nov. 4, 2023 (27-24)
Beat a Top 10 team at home	vs. No. 10 Oklahoma, Nov. 4, 2023 (27-24)
Beat a Top 5 team at home	vs. No. 5 TCU, Nov. 7, 2015 (49-29)
Beat a Top 25 team on the road	at No. 16 Baylor, Oct. 1, 2022 (36-25)
Beat a Top 20 team on the road	at No. 16 Baylor, Oct. 1, 2022 (36-25)
Beat a Top 15 team on the road	at No. 15 Texas Tech, Nov. 2, 2013 (52-34)
Beat a Top 10 team on the road	at No. 8 Texas A&M, Sept. 24, 2011 (30-29)
Beat a Top 5 team on the road	at No. 3 Missouri, Oct. 11, 2008 (28-23)
Beat a Top 25 team at a neutral site	vs. No. 5 Notre Dame (2022 Fiesta Bowl), Jan. 1, 2022 (37-35)
Beat a Top 20 team at a neutral site	vs. No. 5 Notre Dame (2022 Fiesta Bowl), Jan. 1, 2022 (37-35)
Beat a Top 15 team at a neutral site	vs. No. 5 Notre Dame (2022 Fiesta Bowl), Jan. 1, 2022 (37-35)
Beat a Top 10 team at a neutral site	vs. No. 5 Notre Dame (2022 Fiesta Bowl), Jan. 1, 2022 (37-35)
Beat a Top 5 team at a neutral site	vs. No. 5 Notre Dame (2022 Fiesta Bowl), Jan. 1, 2022 (37-35)
Forced 5 Turnovers	5 vs. Iowa State, Nov. 12, 2022
Intercepted 4 Passes	4 at West Virginia, Oct. 28, 2017
Held an opponent to fewer than 10 first downs	7 vs. Kansas, Oct. 30, 2021
Held an opponent to 0 third-down conversions	vs. Kansas, Oct. 30, 2021
Had 0 Turnovers	vs. No. 23 Kansas, Oct. 14, 2023

Oklahoma State Individual Passing

300+ Yards Passing	348, Alan Bowman at Houston, Nov. 18, 2023
300+ Yards Passing in a half	313, Spencer Sanders vs. Central Michigan, Sept. 1, 2022
400+ Yards Passing	406, Spencer Sanders vs. Central Michigan, Sept. 1, 2022
500+ Yards Passing	501, Taylor Cornelius at No. 6 Oklahoma, Nov. 10, 2018
Had 30+ Completions	36, Spencer Sanders at Oklahoma, Nov. 19, 2022
Had 40+ Completions	42, Brandon Weeden at Iowa State, Nov. 18, 2011
Had 40+ Attempts	43, Alan Bowman at Houston, Nov. 18, 2023
Had 50+ Attempts	67, Spencer Sanders at Oklahoma, Nov. 19, 2022
Had 60+ Attempts	67, Spencer Sanders at Oklahoma, Nov. 19, 2022
50+ Yard Pass	67, Alan Bowman to Leon Johnson III vs. Cincinnati, Oct. 28, 2023 (First Down)
80+ Yard Pass	84, Garret Rangel to Stephon Johnson Jr. vs. Wisconsin, Dec. 27, 2022 (TD)
90+ Yard Pass	90, Spencer Sanders to Tylan Wallace at Tulsa, Sept. 14, 2019 (TD)
Had 4+ TD Passes	4, Spencer Sanders vs. UAPB, Sept. 17, 2022
Had 4+ TD Passes in a Half	4, Spencer Sanders, first half, vs. UAPB, Sept. 17, 2022
Had 5+ TD Passes	5, Taylor Cornelius vs. No. 7 West Virginia, Nov. 17, 2018
Had 5+ TD Passes in a Half	5, Mason Rudolph, first half, at Pittsburgh, Sept. 16, 2017
Had 6+ TD Passes	6, Brandon Weeden vs. Tulsa, Sept. 18, 2010
Had 7+ TD Passes	7, Josh Fields at SMU, Sept. 20, 2003

Oklahoma State Individual Rushing

100+ Yards Rushing	164, Ollie Gordon at Houston, Nov. 18, 2023
100+ Yards Rushing at Halftime	150, Jaylen Warren at Boise State, Sept. 18, 2021
200+ Yards Rushing	271, Ollie Gordon vs. Cincinnati, Oct. 28, 2023
200+ Yards Rushing in a Half	208, Kendall Hunter 1st half vs. Washington St., Sept. 4, 2010
QB Rushed for 100 Yards	125, Spencer Sanders vs. No. 5 Notre Dame, Jan. 1, 2022
Two Players with 100+ Yards Rushing	134, Dominic Richardson -and- 113, Jaylen Warren vs. TCU, Nov. 13, 2021
Three Players with 100+ Yards Rushing	148, Keith Toston vs. Missouri St., Sept. 13, 2008 138, Beau Johnson vs. Missouri St., Sept. 13, 2008 132, Kendall Hunter vs. Missouri St., Sept. 13, 2008
Had a run of 50+ Yards	62, Ollie Gordon at Houston, Nov. 18, 2023
Had a run of 75+ Yards	75, Ollie Gordon vs. Cincinnati, Oct. 28, 2023
Had a run of 80+ Yards	92, Chuba Hubbard vs. TCU, Nov. 2, 2019
Had a run of 90+ Yards	92, Chuba Hubbard vs. TCU, Nov. 2, 2019
Had 30+ Rushing Attempts	33, Ollie Gordon vs. No. 10 Oklahoma, Nov. 4, 2023
Had 35+ Rushing Attempts	36, Jaylen Warren vs. No. 21 Baylor, Oct. 2, 2021
Had 40+ Rushing Attempts	41, David Thompson vs. Baylor, Nov. 23, 1996
3+ Rushing Touchdowns	3, Ollie Gordon at Houston, Nov. 18, 2023
4+ Rushing Touchdowns	4, Ollie Gordon at West Virginia, Oct. 21, 2023
5+ Rushing Touchdowns	5, Barry Sanders vs. Kansas, Nov. 12, 1988

Oklahoma State Individual Receiving

Caught 10+ Passes	15, Brennan Presley at Houston, Nov. 18, 2023
Two Players Caught 10+ Passes	10, Brennan Presley -and- 10, Tay Martin vs. No. 5 Notre Dame, Jan. 1, 2022
Three Players Caught 10+ Passes	11, Josh Cooper; 11, Justin Blackmon -and- 10 Hubert Anyiam at Texas A&M, Sept. 24, 2011
100+ Yards Receiving	189, Brennan Presley at Houston, Nov. 18, 2023
100+ Yards Receiving at halftime	103, Brennan Presley at Houston, Nov. 18, 2023
100+ Yards Receiving in second half	104, Dillon Stoner vs. No. 7 West Virginia, Nov. 17, 2018
200+ Yards Receiving	247, Dillon Stoner at Baylor, Dec. 12, 2020
300+ Yards Receiving	300, Adarius Bowman at Kansas, Oct. 14, 2006
Two Players with 100+ Yards Receiving	116, Ollie Gordon -and- 112, Rashod Owens vs. No. 23 Kansas, Oct. 14, 2023
Had 3+ TD Catches	3, Tay Martin vs. No. 5 Notre Dame, Jan. 1, 2022
Had 4+ TD Catches	4, Tracy Moore at Arizona, Sept. 8, 2012
Had 5+ TD Catches	7, Rashawn Woods at SMU, Sept. 20, 2003
100+ Yards Receiving by a Running Back	116, Ollie Gordon vs. No. 23 Kansas, Oct. 14, 2023
100 yards rushing and receiving, same game	Ollie Gordon vs. No. 23 Kansas, Oct. 14, 2023 168 rushing yards and 116 receiving yards

Oklahoma State Individual Defense

Had 15+ Tackles	17, Nickolas Martin at West Virginia, Oct. 21, 2023
Had 20+ Tackles	20, Jordan Sterns vs. West Virginia, Oct. 25, 2014
Had 10+ Solo Tackles	11, Nickolas Martin at Houston, Nov. 18, 2023
Had 2+ Interceptions	2, Cameron Epps vs. Kansas State, Oct. 6, 2023
Had 3+ Interceptions	3, Jacob Lacey vs. Texas, Nov. 3, 2007
INT Return for a Touchdown	35, Cameron Epps vs. Kansas State, Oct. 6, 2023
Fumble Return for a Touchdown	0, Malcolm Rodriguez vs. No. 25 Kansas State, Sept. 25, 2021
Multiple Defensive TDs	Ramon Richards (9 yd fumble return) and Madre Harper (0 yd fumble return) vs. Southeastern Louisiana, Sept. 3, 2016
Had 4+ Tackles for Loss	5.0, Jordan Brailford, at Kansas, Sept. 29, 2018
Had 5+ Tackles for Loss	5.0, Jordan Brailford, at Kansas, Sept. 29, 2018
Had 3+ Sacks	3.0, Jordan Brailford, at Kansas, Sept. 29, 2018
Blocked a Punt	Kam Franklin vs. No. 23 Kansas, Oct. 14, 2023
Blocked a FG	Korie Black vs. Central Arkansas, Sept. 2, 2023
Blocked a PAT	Xavier Ross vs. No. 23 Kansas, Oct. 14, 2023
Blocked a Punt, FG and PAT in a single game	Jordan Sterns (Punt), Ofa Hautau (FG) -and- James Castleman (PAT) vs. Missouri State, Sept. 6, 2014
Recorded a Safety	Kendal Daniels and Mason Cobb at No. 16 Baylor, Oct. 1, 2022



The Last Time...

Oklahoma State Individual Miscellaneous

KR for a Touchdown	98, Jaden Nixon at No. 16 Baylor, Oct. 1, 2022
Game-Opening KR for a Touchdown	100, Justin Gilbert vs. Kansas, Nov. 9, 2013
PR for a Touchdown	15, Trace Ford vs. UAPB, Sept. 17, 2022
Punt Blocked for a Touchdown	15, Trace Ford blocked and returned vs. UAPB, Sept. 17, 2022
Returned a blocked FG for a Touchdown	Sione Asi blocked, Korie Black returned vs. UAPB, Sept. 17, 2022
Returned a PAT for a score	Vincent Taylor blocked, Tre Flowers returned vs. Texas, Oct. 1, 2016
OSU player scored 4+ TDs in a game	4, Ollie Gordon at West Virginia, Oct. 21, 2023
OSU player scored 5+ TDs in a game	7, Rashaun Woods at SMU, Sept. 20, 2003
OSU player responsible for 5+ TDs in a game	6, Spencer Sanders vs. Central Michigan, Sept. 1, 2022
Passed For 200 Yards & Rushed For 100 Yards	Spencer Sanders, 371 passing/125 rushing, vs. No. 5 Notre Dame, Jan. 1, 2022
Passed For 300 Yards & Rushed For 100 Yards	Spencer Sanders, 371 passing/125 rushing, vs. No. 5 Notre Dame, Jan. 1, 2022
300-yd passer, 200-yd rusher, 200-yd receiver	Zac Robinson, 320 yards passing, Kendall Hunter, 210 yards rushing, Dez Bryant, 236 yards receiving vs. Houston, Sept. 6, 2008
300-yd passer, 100-yd rusher, 100-yd receiver	Alan Bowman, 348 passing yards, Ollie Gordon, 164 rushing yards
100-yd rusher & 100-yd receiver, same game	Brennan Presley, 189 receiving yards at Houston, Nov. 18, 2023
200-yd rusher & 100-yd receiver, same game	Ollie Gordon, 271 rushing yards
200-yd rusher & 200-yd receiver, same game	Leon Johnson III, 149 receiving yards vs. Cincinnati, Oct. 28, 2023
Punted the Ball 70+ Yards	Dez Bryant, 236 yards receiving vs. Houston, Sept. 6, 2008
Punted the Ball 80+ Yards	71, Matt Hockett at TCU, Nov. 24, 2018
Kicked a 50-Yard FG	80, Cole Farden at Baylor, Nov. 22, 2003
Kicked Two 50+ Yard FGs, same game	53, Alex Hale vs. Kansas State, Oct. 6, 2023
Made 4+ FG	Dan Bailey (52 and 52) at Louisiana, Oct. 8, 2010
OSU player blocked multiple kicks in a game	4, Alex Hale vs. No. 23 Kansas, Oct. 14, 2023
Recovered an OSU onside kick	Vincent Taylor (two blocked PATs) vs. Texas, Oct. 1, 2016 LaMont Bishop vs. UAPB, Sept. 17, 2022

Opponent Team

50+ Points	62 vs. Oklahoma, Nov. 4, 2017
Shut out OSU in Stillwater	vs. Colorado, Oct. 1, 2005 (34-0)
Shut out OSU in Stillwater (Conf.)	vs. Colorado, Oct. 1, 2005 (34-0)
Shut out OSU at opponent home	at No. 22 Kansas State, Oct. 29, 2022 (48-0)
Shut out OSU at opponent home (Conf.)	at No. 22 Kansas State, Oct. 29, 2022 (48-0)
Shut out OSU in the first quarter	at UCF, Nov. 11, 2023
Shut out OSU in the first half	at UCF, Nov. 11, 2023
Shut out OSU through three quarters	vs. South Alabama, Sept. 16, 2023
Shut out OSU in the second half	at No. 22 Kansas State, Oct. 29, 2022
30+ first downs	30 vs. Texas Tech, Oct. 8, 2022
40+ first downs	44 at Oklahoma, Nov. 24, 2012
50+ rushing attempts	51 at UCF, Nov. 11, 2023
60+ rushing attempts	60 vs. Tulsa, Aug. 31, 2017
Less than 25 Yards Rushing	17 at West Virginia, Nov. 6, 2021
Less than 50 yards Rushing	42 vs. No. 5 Notre Dame, Jan. 1, 2022
Less than 100 Yards Rushing	90 vs. No. 23 Kansas, Oct. 14, 2023
200+ Yards Rushing	293 at UCF, Nov. 11, 2023
300+ Yards Rushing	351 at Kansas, Nov. 5, 2022
400+ Yards Rushing	513, Nebraska, Aug. 31, 1995
500+ Yards Rushing	513, Nebraska, Aug. 31, 1995
50+ pass attempts	63 vs. Texas Tech, Oct. 8, 2022
60+ pass attempts	63 vs. Texas Tech, Oct. 8, 2022
70+ pass attempts	71 at Texas Tech, Nov. 2, 2013
Less than 100 Yards Passing	77 vs. West Virginia, Nov. 26, 2022
Less than 150 Yards Passing	165 vs. Cincinnati, Oct. 28, 2023
300+ Yards Passing	344 vs. No. 10 Oklahoma, Nov. 4, 2023
400+ Yards Passing	410 vs. No. 23 Kansas, Oct. 14, 2023
500+ Yards Passing	509 vs. No. 5 Notre Dame, Jan. 1, 2022
600+ Yards Passing	646 vs. Texas Tech, Sept. 22, 2007
Less than 200 Yards Total Offense	108 at Texas Tech, Nov. 20, 2021
Less than 150 Yards Total Offense	108 at Texas Tech, Nov. 20, 2021
500+ Yards Total Offense	592 at UCF, Nov. 11, 2023
600+ Yards Total Offense	639 vs. Texas Tech, Nov. 28, 2020
700+ Yards Total Offense	785 vs. Oklahoma, Nov. 4, 2017
90+ offensive plays	104 vs. Texas Tech, Oct. 8, 2022
100+ offensive plays	104 vs. Texas Tech, Oct. 8, 2022
Forced 5 OSU Turnovers	5 at Texas Tech, Oct. 5, 2019
Intercepted 4 OSU Passes	4 at Oklahoma, Nov. 19, 2022
Recovered 3+ OSU fumbles	3 vs. Texas, Oct. 31, 2020
Had 0 Turnovers	at Iowa State, Sept. 23, 2023

Opponent Individual Rushing

100+ Yards Rushing	206, RJ Harvey at UCF, Nov. 11, 2023
200+ Yards Rushing	206, RJ Harvey at UCF, Nov. 11, 2023
250+ Yards Rushing	267, Vince Young vs. Texas, Oct. 29, 2005
QB rushed for 100 Yards	117, Garrett Greene at West Virginia, Oct. 21, 2023
Two Players with 100+ Yards Rushing	165, Kennedy Brooks -and- 124, Trey Sermon at No. 6 Oklahoma, Nov. 10, 2018
50+ Yard Run	92, RJ Harvey at UCF, Nov. 11, 2023
80+ Yard Run	92, RJ Harvey at UCF, Nov. 11, 2023
90+ Yard Run	92, RJ Harvey at UCF, Nov. 11, 2023
Had 30+ Rushing Attempts	32, Devin Neal, at Kansas, Nov. 5, 2022
Had 35+ Rushing Attempts	35, Stepfan Taylor vs. Stanford, Jan. 2, 2012
4+ Rushing Touchdowns	4, Alex Barnes, vs. Kansas State, Oct. 13, 2018
5+ Rushing Touchdowns	5, Cedric Benson vs. Texas, Nov. 6, 2004

Opponent Individual Passing

300+ Yards Passing	344, Dillon Gabriel vs No. 10 Oklahoma, Nov. 4, 2023
400+ Yards Passing	410, Jason Bean vs. No. 23 Kansas, Oct. 14, 2023
500+ Yards Passing	509, Jack Coan vs. No. 5 Notre Dame, Jan. 1, 2022
600+ Yards Passing	646, Graham Harrell vs. Texas Tech, Sept. 22, 2007
Had 30+ Completions	39, Behren Morton, vs. Texas Tech, Oct. 8, 2022
Had 40+ Completions	45, Davis Webb at Texas Tech, Nov. 2, 2013
Had 40+ Attempts	40, Dillon Gabriel, at Oklahoma, Nov. 19, 2022
Had 50+ Attempts	62, Behren Morton, vs. Texas Tech, Oct. 8, 2022
Had 60+ Attempts	62, Behren Morton, vs. Texas Tech, Oct. 8, 2022
Had 70+ Attempts	71, Davis Webb at Texas Tech, Nov. 2, 2013
50+ Yard Pass	60, Donovan Smith to Jonah Wilson, at Houston, Nov. 18, 2023 (TD)
80+ Yard Pass	86, Drew Lock to Johnathon Johnson vs. No. 23 Missouri, Dec. 31, 2018 (TD)
90+ Yard Pass	90, Sam Ehlinger to John Burt, at Texas, Oct. 21, 2017 (First Down)
Had 4+ TD Passes	5, Jason Bean, vs. No. 23 Kansas, Oct. 14, 2023
Had 5+ TD Passes	5, Jason Bean, vs. No. 23 Kansas, Oct. 14, 2023
Had 6+ TD Passes	6, Graham Harrell vs. Texas Tech, Nov. 8, 2008

Opponent Individual Receiving

Caught 10+ Passes	12, Drake Stoops vs. No. 10 Oklahoma, Nov. 4, 2023
Caught 15+ Passes	15, Jace Amaro at Texas Tech, Nov. 2, 2013
100+ Yards Receiving	112, Javon Baker at UCF, Nov. 11, 2023
Two With 100+ Yards Receiving	119, Jerand Bradley -and- 100, Trey Cleveland vs. Texas Tech, Oct. 9, 2022
Three With 100+ Yards Receiving	136, Lorenzo Styles, 115, Chris Tyree -and- 105, Kevin Austin vs. No. 5 Notre Dame, Jan. 1, 2022
200+ Yards Receiving	210, KD Cannon vs. Baylor, Nov. 21, 2015
Two Players with 200+ Yards Receiving	237, Michael Crabtree -and- 233, Danny Amendola, Texas Tech, Sept. 22, 2007
Had 3+ TD Catches	3, Kobe Hudson, at UCF, Nov. 11, 2023
Had 4+ TD Catches	4, Marcus Harris at Wyoming, Sept. 23, 1995
100+ Yards Receiving by a Running Back	110, Devin Neal at Kansas, Nov. 5, 2022

Opponent Individual Defense


Had 15+ Tackles	15, Kip Lewis vs. No. 10 Oklahoma, Nov. 4, 2023
Had 2+ Interceptions	2, Demari Henderson, at UCF, Nov. 11, 2023
Had 3+ Interceptions	3, Allen Chapman at Kansas State, Nov. 3, 2012
Interception Return for a Touchdown	57, Isaiah Hamilton, at Houston, Nov. 18, 2023
Fumble Return for a Touchdown	0, Justin Broiles vs. No. 10 Oklahoma, Nov. 28, 2021
Had 4+ Tackles for Loss	6.0, Joseph Ossai, vs. Texas, Oct. 31, 2020
Had 5+ Tackles for Loss	6.0, Joseph Ossai, vs. Texas, Oct. 31, 2020
Had 3+ Sacks	3.0, Joseph Ossai, vs. Texas, Oct. 31, 2020
Had 4+ Sacks	4.0, Antwaun Bynum vs. Missouri, Oct. 6, 2001
Blocked a Punt	Davaon Hawkins at West Virginia, Oct. 21, 2023
Blocked a FG	Marques Sigle vs. Kansas State, Oct. 6, 2023
Blocked a PAT attempt	Chidozie Nwankwo at Houston, Nov. 18, 2023
Recorded a safety	Malik Robinson at Houston, Nov. 18, 2023

Opponent Individual Miscellaneous

KR for a Touchdown	99, Malik Knowles, vs. No. 25 Kansas State, Sept. 25, 2021
PR for a Touchdown	64, Jalen Saunders vs. Oklahoma, Dec. 7, 2013
Punt Blocked for a Touchdown	7, Tristan Ebner, at Baylor, Nov. 3, 2018
Returned a blocked FG for a Touchdown	65, Kip Daily, Kansas St., Oct. 5, 2013
Returned a PAT for a score	Frank Alexander, vs. Oklahoma, Nov. 29, 2008
Scored 4+ TD in a game	4, Byron Pringle (3 REC, 1 KR) vs. Kansas State, Nov. 18, 2017
Passed for 200 Yards & Rushed for 100 Yards	Garrett Greene, 249 passing/117 rushing at West Virginia, Oct. 21, 2023
Punted the Ball 70+ Yards	75, Eddie Czaplicki vs. Arizona State, Sept. 10, 2022
Punted the Ball 80+ Yards	81, Brian Lewis vs. Oklahoma, Nov. 9, 1996
Kicked a 50-Yard FG	51, Chase Contreras at Iowa State, Sept. 23, 2023
Made 4+ FG	4, Jimmy Stevens, Oklahoma, Nov. 27, 2010



Box Scores

GAME 1

Central Arkansas 13
Oklahoma State -/NR/RV 27
 Sept. 2, 2023 | Stillwater, Okla.
 Attendance: 53,855 | TV: Big 12 Now on ESPN+

Captains: Xavier Benson, Alex Hale, Brennan Presley, Braden Cassity

Score by Quarters	1	2	3	4	Score
Central Arkansas	0	0	7	6	13
Oklahoma State	7	6	0	14	27

Scoring Summary

- 1st 02:58 OSU Presley 11 yd pass from Rangel (Hale, Alex kick) 9-80 2:47, UCA 0 - OSU 7
- 2nd 05:34 OSU Hale, Alex 36 yd field goal 11-31 3:59, UCA 0 - OSU 10
- 00:00 OSU Hale, Alex 45 yd field goal 4-0 0:20, UCA 0 - OSU 13
- 3rd 04:37 UCA James 1 yd pass from McElvain (Gaster, Jake kick) 8-95 3:39, UCA 7 - OSU 13
- 4th 10:44 OSU Collins, Elijah 17 yd run (Hale kick) 9-93 3:57, UCA 7 - OSU 20
- 05:54 OSU Gordon II, Ollie 2 yd run (Hale kick) 6-78 2:41, UCA 7 - OSU 27
- 3:28 UCA Richmond 2 yd pass from McElvain (Gaster kick blocked) 7-70 2:26, UCA 13 - OSU 27

	UCA	OSU
FIRST DOWNS	19	24
RUSHES-YARDS (NET)	28-123	31-149
PASSING YDS (NET)	268	304
Passes Att-Comp-Int	37-24-0	48-30-1
TOTAL OFFENSE PLAYS-YARDS	65-391	79-453
Fumble Returns-Yards	0-0	1-25
Punt Returns-Yards	2-6	1-0
Kickoff Returns-Yards	2-31	2-25
Interception Returns-Yards	1-0	0-0
Punts (Number-Avg)	6-46.2	5-44.2
Fumbles-Lost	2-1	0-0
Penalties-Yards	9-63	5-41
Possession Time	27:30	30:35
Third-Down Conversions	5 of 13	6 of 15
Fourth-Down Conversions	0 of 0	1 of 2
Red-Zone Scores-Chances	2-3	4-4
Sacks By: Number-Yards	1-2	5-18

RUSHING: Central Arkansas-Powell, ShunDerrick 12-71; Hale, Darius 7-37; James, Kylin 3-26; McElvain, Will 6-minus 11. Oklahoma State-Gordon II, Ollie 7-44; Collins, Elijah 8-41; Nixon, Jaden 6-27; Gundy, Gunnar 2-20; Rangel, Garret 3-18; Presley, Brennan 1-5; Bowman, Alan 2-minus 4.

PASSING: Central Arkansas-McElvain, Will 24-37-0-268. Oklahoma State-Rangel, Garret 10-15-1-118; Gundy, Gunnar 7-9-0-106; Bowman, Alan 13-24-0-80.

RECEIVING: Central Arkansas-Barnes, Jarrod 4-94; James, Kylin 5-54; Richmond, Christian 5-38; Butler, Myles 3-28; Hale, Darius 2-18; Robinson, Kam 1-15; Powell, ShunDerrick 3-15; Eldridge, Austin 1-8. Oklahoma State-Stribling, De'Zhaun 4-73; Bray, Jaden 5-66; Presley, Brennan 6-54; Nixon, Jaden 5-37; Gordon II, Ollie 2-23; Shetttron, Taly 1-19; Owens, Rashod 2-17; Johnson, Josiah 2-8; Green, Blaine 3-7.

INTERCEPTIONS: Central Arkansas-Charles, Demetrius 1-0. Oklahoma State-None.

FUMBLES: Central Arkansas-Barnes, Jarrod 2-1; . Oklahoma State-None.

GAME 2

Oklahoma State -/NR/RV 27
Arizona State 15
 Sept. 9, 2023 | Tempe, Ariz.
 Attendance: 42,569 | TV: FS1

Captains: Korie Black, Joe Michalski, Kody Walterscheid, Parker Robertson

Score by Quarters	1	2	3	4	Score
Oklahoma State	0	10	7	10	27
Arizona State	7	8	0	0	15

Scoring Summary

- 1st 04:28 ASU Skattebo, Cam 13 yd rush (Longhetto, Dario kick) 11-77 5:18, ASU 7 - OSU 0
- 2nd 11:58 OSU Gordon, Ollie 2 yd rush (Hale, Alex kick) 7-43 3:02, ASU 7 - OSU 7
- 10:07 ASU Badger 65 yd pass from Rashada (Skattebo rush) 4-75 1:51, ASU 15 - OSU 7
- 07:41 OSU Hale, Alex 52 yd field goal 6-40 2:26, ASU 15 - OSU 10
- 3rd 09:09 OSU Stribling 3 yd pass from Gundy (Hale kick) 5-60 3:04, ASU 15 - OSU 17
- 4th 07:11 OSU Hale, Alex 22 yd field goal 10-52 5:28, ASU 15 - OSU 20
- 02:56 OSU Presley 16 yd pass from Rangel (Hale kick) 6-33 3:07, ASU 15 - OSU 27

	OSU	ASU
FIRST DOWNS	16	16
RUSHES-YARDS (NET)	31-113	34-110
PASSING YDS (NET)	191	167
Passes Att-Comp-Int	32-22-0	29-16-1
TOTAL OFFENSE PLAYS-YARDS	63-304	63-277
Fumble Returns-Yards	0-0	0-0
Punt Returns-Yards	1-13	0-0
Kickoff Returns-Yards	0-0	1-22
Interception Returns-Yards	1-0	0-0
Punts (Number-Avg)	5-41.4	4-37.0
Fumbles-Lost	0-0	1-0
Penalties-Yards	9-62	4-30
Possession Time	31:17	28:43
Third-Down Conversions	8 of 16	6 of 15
Fourth-Down Conversions	0 of 0	1 of 5
Red-Zone Scores-Chances	4-4	1-1
Sacks By: Number-Yards	3-10	3-15


RUSHING: Oklahoma State-Gordon, Ollie 9-53; Nixon, Jaden 7-43; Collins, Elijah 8-30; Rangel, Garret 1-2; TEAM 2-minus 2; Bowman, Alan 2-minus 5; Gundy, Gunnar 2-minus 8. Arizona State-Skattebo, Cam 14-62; Brooks, DeCarlos 9-27; Badger, Elijah 2-21; Rashada, Jaden 5-3; Conyers, Jalin 2-1; TEAM 1-minus 1; Brown, Kyson 1-minus 3.

PASSING: Oklahoma State-Bowman, Alan 11-16-0-113; Rangel, Garret 6-9-1-46; Gundy, Gunnar 5-7-1-32. Arizona State-Rashada, Jaden 16-29-1-167.

RECEIVING: Oklahoma State-Stribling, De'Zhaun 7-65; Presley, Brennan 4-24; Bray, Jaden 4-52; Collins, Elijah 2-19; Gordon, Ollie 2-9; Nixon, Jaden 1-8; Shetttron, Taly 1-8; Schultz, Jake 1-6. Arizona State-Guillory, Xavier 4-47; Conyers, Jalin 4-17; Badger, Elijah 3-80; Brooks, DeCarlos 2-8; Pierre, Bryce 1-12; Sanders Giovanni 1-4; Skattebo, Cam 1-minus 1.

INTERCEPTIONS: Oklahoma State-Rawls, Lyrik 1-0. Arizona State-None.

FUMBLES: Oklahoma State-None. Arizona State-Brown, Kyson 1-0.

GAME 3

South Alabama 33
Oklahoma State -/RV/RV 7
 Sept. 16, 2023 | Stillwater, Okla.
 Attendance: 53,855 | TV: Big 12 Now on ESPN+

Captains: De'Zhaun Stribling, Joe Michalski, Collin Oliver, Logan Ward

Score by Quarters	1	2	3	4	Score
South Alabama	10	13	0	10	33
Oklahoma State	0	0	0	7	7

Scoring Summary

- 1st 06:18 USA Guajardo, Diego 39 yd field goal 14-68 6:46, USA 3 - OSU 0
- 01:01 USA Lacy 39 yd pass from Bradley (Guajardo kick) 8-70 4:18, USA 10 - OSU 0
- 2nd 14:44 USA Webb, La'Damian 17 yd run (Guajardo kick failed) 1-17 0:06, USA 16 - OSU 0
- 01:03 USA Lacy 57 yd pass from Bradley (Guajardo kick) 3-59 1:00, USA 23 - OSU 0
- 4th 12:14 OSU Nixon, Jaden 2 yd run (Hale, Alex kick) 17-84 6:09, USA 23 - OSU 7
- 09:04 USA Guajardo, Diego 42 yd field goal 4-0 1:33, USA 26 - OSU 7
- 07:04 USA Webb, La'Damian 65 yd run (Guajardo kick) 2-67 0:52, USA 33 - OSU 7

	USA	OSU
FIRST DOWNS	18	14
RUSHES-YARDS (NET)	47-243	29-94
PASSING YDS (NET)	152	114
Passes Att-Comp-Int	16-10-0	35-16-1
TOTAL OFFENSE PLAYS-YARDS	63-395	64-208
Fumble Returns-Yards	1-0	0-0
Punt Returns-Yards	4-9	0-0
Kickoff Returns-Yards	1-17	2-42
Interception Returns-Yards	1-24	0-0
Punts (Number-Avg)	5-43.8	9-42.3
Fumbles-Lost	1-0	1-1
Penalties-Yards	8-40	7-64
Possession Time	34:35	25:20
Third-Down Conversions	6 of 14	4 of 15
Fourth-Down Conversions	0 of 0	1 of 1
Red-Zone Scores-Chances	2-2	1-1
Sacks By: Number-Yards	4-32	2-23

RUSHING: South Alabama-Webb, La'Damian 18-151; Bullock, Kentrel 18-71; Lee Jr., Marco 6-30; TEAM 1-minus 2; Bradley, Carter 4-minus 7. Oklahoma State-Collins, Elijah 9-31; Gundy, Gunnar 10-27; Nixon, Jaden 5-23; Gordon, Ollie 3-12; Rangel, Garret 2-1.

PASSING: South Alabama-Bradley, Carter 10-16-0-152. Oklahoma State-Gundy, Gunnar 9-18-0-64; Bowman, Alan 6-12-1-42; Rangel, Garret 1-5-0-8.

RECEIVING: South Alabama-Lacy, Caullin 5-104; Sefcik, Lincoln 3-21; Ivory, Jason 1-17; Bullock, Kentrel 1-10. Oklahoma State-Bray, Jaden 5-42; Johnson, Josiah 2-25; Shetttron, Taly 1-15; Gordon, Ollie 2-13; Nixon, Jaden 2-8; Presley, Brennan 3-11; Owens, Rashod 1-0.

INTERCEPTIONS: South Alabama-Robinson, Marquise 1-24. Oklahoma State-None.

FUMBLES: South Alabama-Bradley, Carter 1-0. Oklahoma State-Presley, Brennan 1-1.



Box Scores

GAME 4

Oklahoma State 27
Iowa State 34
 Sept. 23, 2023 | Ames, Iowa
 Attendance: 59,022 | TV: FSI

Captains: Kendal Daniels, Nickolas Martin, Brennan Presley, Jake Schultz

Score by Quarters	1	2	3	4	Score
Oklahoma State	7	10	3	7	27
Iowa State	7	13	7	7	34

Scoring Summary

1st	05:40	OSU	Bowman, Alan 12 yd run (Hale, Alex kick) 2-83 0:55, OSU 7 - ISU 0
	03:23	ISU	Noel 38 yd pass from Becht (Contreras, Chase kick) 5-75 2:17, OSU 7 - ISU 7
2nd	12:55	ISU	Jackson 29 yd pass from Becht (Contreras kick) 3-62 1:09, OSU 7 - ISU 14
	11:01	OSU	Nixon 60 yd pass from Bowman (Hale kick) 4-75 1:54, OSU 14 - ISU 14
	07:12	ISU	Contreras, Chase 51 yd field goal 9-42 3:49, OSU 14 - ISU 17
	00:43	ISU	Contreras, Chase 46 yd field goal 14-56 5:27, OSU 14 - ISU 20
	00:00	OSU	Hale, Alex 38 yd field goal 7-44 0:43, OSU 17 - ISU 20
3rd	05:30	ISU	Jackson 26 yd pass from Becht (Contreras kick) 2-47 0:45, OSU 17 - ISU 27
	02:54	OSU	Hale, Alex 53 yd field goal 7-40 2:36, OSU 20 - ISU 27
4th	14:54	ISU	Sanders, Eli 7 yd run (Contreras kick) 6-75 3:00, OSU 20 - ISU 34
	02:46	OSU	Owens 20 yd pass from Bowman (Hale kick) 11-65 3:48, OSU 27 - ISU 34

	OSU	ISU
FIRST DOWNS	18	20
RUSHES-YARDS (NET)	24-131	34-74
PASSING YDS (NET)	278	348
Passes Att-Comp-Int	48-23-2	38-27-0
TOTAL OFFENSE PLAYS-YARDS	72-409	72-422
Fumble Returns-Yards	0-0	0-0
Punt Returns-Yards	0-0	3-15
Kickoff Returns-Yards	0-0	1-0
Interception Returns-Yards	0-0	2-19
Punts (Number-Avg)	8-43	9-43.2
Fumbles-Lost	0-0	0-0
Penalties-Yards	3-25	5-40
Possession Time	25:19	34:31
Third-Down Conversions	5 of 17	6 of 17
Fourth-Down Conversions	2 of 3	1 of 1
Red-Zone Scores-Chances	2-2	1-1
Sacks By: Number-Yards	0-0	1-17

RUSHING: Oklahoma State-Gordon, Ollie 18-121; Nixon, Jaden 2-5; Bowman, Alan 4-5. Iowa State-Sanders, Eli 15-58; Hansen, Carson 4-10; Sama, Abu 8-7; Norton, Cartevius 2-3; Becht, Rocco 3-0; TEAM 2-minus 4.

PASSING: Oklahoma State-Bowman, Alan 23-48-2-278. Iowa State-Becht, Rocco 27-38-0-348.

RECEIVING: Oklahoma State-Nixon, Jaden 2-60; Stribling, De/Zhaun 3-60; Green, Blaine 6-58; Bray, Jaden 4-55; Owens, Rashod 1-20; Gordon, Ollie 4-14; Presley, Brennan 2-9; Johnson, Josiah 1-2. Iowa State-Noel, Jaylin 8-146; Jackson, Daniel 6-90; Dean, Easton 2-27; Brahmmer, Benjamin 4-24; Sama, Abu 1-21; Sanders, Eli 2-18; Higgins, Jayden 1-12; Klotz, Stevo 2-7; Stanley, Dmitri 1-3.

INTERCEPTIONS: Oklahoma State-None. Iowa State-Freyler, Beau 1-18; Tampa, T.J. 1-1.

FUMBLES: Oklahoma State-None. Iowa State-None.

GAME 5

Kansas State -/RV/RV 21
Oklahoma State 29
 Oct. 6, 2023 | Stillwater, Okla.
 Attendance: 53,855 | TV: ESPN

Captains: Josiah Johnson, Collin Clay, Brennan Presley, Preston Wilson

Score by Quarters	1	2	3	4	Score
Kansas State	0	7	8	6	21
Oklahoma State	10	10	6	3	29

Scoring Summary

1st	07:54	OSU	Gordon, Ollie 2 yd run (Hale, Alex kick) 15-72 5:24, KSU 0 - OSU 7
	00:04	OSU	Hale, Alex 43 yd field goal 8-47 3:58, KSU 0 - OSU 10
2nd	11:59	KSU	Sinnott 1 yd pass from Howard (Tennant, Chris kick) 7-92 3:01, KSU 7 - OSU 10
	00:55	OSU	Hale, Alex 34 yd field goal 8-63 3:08, KSU 7 - OSU 13
	00:34	OSU	Epps, Cameron 35 yd interception (Hale kick) KSU 7 - OSU 20
3rd	12:03	OSU	Hale, Alex 53 yd field goal 8-31 2:49, KSU 7 - OSU 23
	04:47	OSU	Hale, Alex 41 yd field goal 6-54 3:22, KSU 7 - OSU 26
	00:17	KSU	Ward, Treshaun 11 yd run (Howard, Will rush) 10-65 4:30, KSU 15 - OSU 26
4th	11:31	OSU	Hale, Alex 25 yd field goal 5-18 1:18, KSU 15 - OSU 29
	08:56	KSU	Howard, Will 6 yd run (Jones pass from Johnson failed) 8-75 2:35, KSU 21 - OSU 29

	KSU	OSU
FIRST DOWNS	18	20
RUSHES-YARDS (NET)	38-220	40-174
PASSING YDS (NET)	152	238
Passes Att-Comp-Int	34-15-3	36-20-0
TOTAL OFFENSE PLAYS-YARDS	72-372	76-412
Fumble Returns-Yards	0-0	0-0
Punt Returns-Yards	1-0	0-0
Kickoff Returns-Yards	1-15	2-48
Interception Returns-Yards	0-0	3-48
Punts (Number-Avg)	4-48.5	3-40.3
Fumbles-Lost	1-0	0-0
Penalties-Yards	4-32	5-45
Possession Time	25:18	34:42
Third-Down Conversions	6 of 16	6 of 18
Fourth-Down Conversions	1 of 4	1 of 2
Red-Zone Scores-Chances	3-4	5-6
Sacks By: Number-Yards	0-0	2-8

RUSHING: Kansas State-Howard, Will 10-104; Giddens, DJ 16-65; Ward, Treshaun 9-59; Brooks, Phillip 2-11; TEAM 1-minus 19. Oklahoma State-Gordon II, Ollie 21-136; Nixon, Jaden 5-14; Bowman, Alan 5-14; Presley, Brennan 2-11; Collins, Elijah 2-6; Johnson, Josiah 1-0; TEAM 4-minus 7.

PASSING: Kansas State-Howard, Will 15-34-3-152. Oklahoma State-Bowman, Alan 19-35-0-235; Presley, Brennan 1-1-0-3.

RECEIVING: Kansas State-Brooks, Phillip 3-50; Sinnott, Ben 4-39; Johnson, Keagan 2-31; Giddens, DJ 4-28; Jackson, Jadon 1-2; Garcia II, RJ 1-2. Oklahoma State-Bray, Jaden 4-77; Owens, Rashod 5-75; Presley, Brennan 4-40; Johnson, Josiah 3-31; Green, Blaine 1-10; Gordon, Ollie 1-5; Bowman, Alan 1-3; Cassity, Braden 1-minus 3.

INTERCEPTIONS: Kansas State-None. Oklahoma State-Epps, Cameron 2-35; Martin, Nickolas 1-3.

FUMBLES: Kansas State-TEAM 1-0. Oklahoma State-None.

GAME 6

Kansas -/23/24 32
Oklahoma State 39
 Oct. 14, 2023 | Stillwater, Okla.
 Attendance: 53,855 | TV: FSI

Captains: Alan Bowman, Nickolas Martin, Anthony Goodlow, Aden Kelley

Score by Quarters	1	2	3	4	Score
Kansas	7	18	7	0	32
Oklahoma State	17	7	3	12	39

Scoring Summary

1st	13:11	OSU	Gordon 17 yd pass from Bowman (Hale, Alex kick) 5-77 1:45, KU 0 - OSU 7
	07:25	OSU	Presley 20 yd pass from Bowman (Hale kick) 9-83, 3:00, KU 0 - OSU 14
	05:14	KU	Wilson 47 yd pass from Bean (Keller, Seth kick) 5-75 2:11, KU 7 - OSU 14
	02:10	OSU	Hale, Alex 28 yd field goal 8-64 3:04, KU 7 - OSU 17
2nd	12:42	KU	Fairchild 30 yd pass from Bean (Keller kick blocked) 9-75 4:28, KU 13 - OSU 17
	10:41	KU	Fairchild 44 yd pass from Bean (Addison rush failed) 2-72 0:44, KU 19 - OSU 17
	02:52	OSU	Gordon, Ollie 42 yd run (Hale kick) 2-53 0:48, KU 19 - OSU 24
	01:06	KU	Skinner 49 yd pass from Bean (Bean pass field) 5-75 1:46, KU 25 - OSU 24
3rd	11:13	KU	Skinner 42 yd pass from Bean (Piepergerdes, Owen kick) 8-75 3:47, KU 32 - OSU 24
	05:28	OSU	Hale, Alex 26 yd field goal 13-66 5:45, KU 32 - OSU 27
4th	11:32	OSU	Hale, Alex 21 yd field goal 10-74 4:52, KU 32 - OSU 30
	02:33	OSU	Presley, Brennan 6 yd run (Bowman pass failed) 9-50 3:50, KU 32 - OSU 36
	00:15	OSU	Hale, Alex 42 yd field goal 4-9 1:42, KU 32 - OSU 39

	KU	OSU
FIRST DOWNS	19	27
RUSHES-YARDS (NET)	29-90	38-218
PASSING YDS (NET)	410	336
Passes Att-Comp-Int	34-23-2	41-28-0
TOTAL OFFENSE PLAYS-YARDS	63-500	79-554
Fumble Returns-Yards	0-0	0-0
Punt Returns-Yards	0-0	1-0
Kickoff Returns-Yards	3-58	3-61
Interception Returns-Yards	0-0	2-25
Punts (Number-Avg)	3-40.7	4-37
Fumbles-Lost	2-0	1-0
Penalties-Yards	3-22	3-12
Possession Time	28:29	31:31
Third-Down Conversions	7 of 13	6 of 15
Fourth-Down Conversions	0 of 2	0 of 0
Red-Zone Scores-Chances	0-1	6-6
Sacks By: Number-Yards	1-2	4-27

RUSHING: Kansas-Neal, Devin 13-66; Hishaw, Daniel 8-24; Bean, Jason 8-2; Cabeldue, Bryce 0-minus 2. Oklahoma State-Gordon, Ollie 29-168; Nixon, Jaden 7-46; Presley, Brennan 1-6; Bowman, Alan 1-minus 2.

PASSING: Kansas-Bean, Jason 23-34-2-410. Oklahoma State-Bowman, Alan 28-41-0-336.

RECEIVING: Kansas-Fairchild, Mason 5-95; Skinner, Quentin 2-91; Wilson, Trevor 4-86; Arnold, Lawrence 5-68; Grimm, Luke 2-26; Kardell, Trevor 1-20; Neal, Devin 3-15; Casey, Jared 1-9. Oklahoma State-Gordon, Ollie 6-116; Owens, Rashod 9-112; Presley, Brennan 8-79; Green, Blaine 2-18; Johnson, Josiah 2-7; Bray, Jaden 1-4.

INTERCEPTIONS: Kansas-None. Oklahoma State-Daniels, Kendal 1-20; Smith, Dylan 1-5.

FUMBLES: Kansas-Bean, Jason 2-0. Oklahoma State-Collins, Elijah 1-0.



Box Scores

GAME 7

Oklahoma State -/RV/RV **48**
West Virginia -/RV/RV **34**
 Oct. 21, 2023 | Morgantown, W.Va.
 Attendance: 51,870 | TV: ESPN

Captains: Joe Michalski, Zeke Zaragoza, Brennan Presley, Xavier Benson

Score by Quarters	1	2	3	4	Score
Oklahoma State	10	3	7	28	48
West Virginia	0	17	7	10	34

Scoring Summary

1st 11:00	OSU	Hale, Alex 37 yd field goal
		9-51 2:43, OSU 3 - WVU 0
07:19	OSU	Gordon, Ollie 2 yd run (Hale kick)
		6-39 1:46, OSU 10 - WVU 0
2nd 14:17	WVU	Johnson Jr., Justin 3 yd run (Hayes, Michael kick)
		14-75 8:02, OSU 10 - WVU 7
08:49	WVU	Hayes, Michael 34 yd field goal
		8-43 4:34, OSU 10 - WVU 10
05:06	OSU	Hale, Alex 29 yd field goal
		10-63 3:43, OSU 13 - WVU 10
02:37	WVU	Carter 45 yd pass from Greene (Hayes kick)
		5-75 2:29, OSU 13 - WVU 17
3rd 04:52	OSU	Bray 5 yd pass from Bowman (Hale kick)
		6-52 2:24, OSU 20 - WVU 17
01:30	WVU	Horton 32 yd pass from Greene (Hayes kick)
		7-75 3:22, OSU 20 - WVU 24
4th 13:16	OSU	Gordon, Ollie 16 yd run (Hale kick)
		3-27 0:55, OSU 27 - WVU 24
09:39	WVU	Hayes, Michael 29 yd field goal
		8-64 3:37 OSU 27 - WVU 27
07:00	OSU	Presley 29 yd pass from Bowman (Hale kick)
		5-74 2:31, OSU 34 - WVU 27
04:15	OSU	Gordon, Ollie 46 yd run (Hale kick)
		1-46 0:10, OSU 41 - WVU 27
02:37	WVU	Donaldson, CJ 3 yd run (Hayes kick)
		6-75 1:38, OSU 41 - WVU 34
01:40	OSU	Gordon, Ollie 53 yd run (Hale kick)
		2-61 0:56, OSU 48 - WVU 34

	OSU	WVU
FIRST DOWNS	21	24
RUSHES-YARDS (NET)	33-281	44-226
PASSING YDS (NET)	210	249
Passes Att-Comp-Int	36-24-1	30-15-1
TOTAL OFFENSE PLAYS-YARDS	69-491	74-475
Fumble Returns-Yards	2-0	1-0
Punt Returns-Yards	1--2	1-2
Kickoff Returns-Yards	4-68	1-19
Interception Returns-Yards	1-0	1-0
Punts (Number-Avg)	3-38.3	3-45.3
Fumbles-Lost	1-1	2-2
Penalties-Yards	7-65	5-55
Possession Time	27:24	32:36
Third-Down Conversions	8 of 14	8 of 15
Fourth-Down Conversions	0 of 0	0 of 2
Red-Zone Scores-Chances	5-6	4-5
Sacks By: Number-Yards	1-3	0-0

RUSHING: Oklahoma State-Gordon, Ollie 29-282; Bowman, Alan 2-8; TEAM 1-minus 4; Bray, Jaden 1-minus 5. West Virginia-Greene, Garrett 16-117; Johnson Jr., Justin 14-72; Donaldson, CJ 13-39; TEAM 1-minus 2.

PASSING: Oklahoma State-Bowman, Alan 24-36-1-210. West Virginia-Greene, Garrett 15-30-1-249.

RECEIVING: Oklahoma State-Presley, Brennan 9-62; Bray, Jaden 4-53; Owens, Rashod 6-40; Shettron, Talyn 3-36; Johnson, Josiah 1-10; Green, Blaine 1-9. West Virginia-Fox, Preston 4-81; Horton, EJ 3-79; Carter, Devin 3-54; Ray, Traylon 1-16; Donaldson, CJ 2-11; Taylor, Kole 2-8.

INTERCEPTIONS: Oklahoma State-Black, Korie 1-16. West Virginia-Wilson, Anthony 1-0.

FUMBLES: Oklahoma State-Presley, Brennan 1-1. West Virginia-Taylor, Kole 1-1; Fox, Preston 1-1.

GAME 8

Cincinnati **13**
Oklahoma State -/RV/RV **45**
 Oct. 28, 2023 | Stillwater, Okla.
 Attendance: 53,855 | TV: ESPN2

Captains: Rashod Owens, Nickolas Martin, Xavier Ross, Jeff Roberson

Score by Quarters	1	2	3	4	Score
Cincinnati	7	0	0	6	13
Oklahoma State	7	3	21	14	45

Scoring Summary

1st 13:02	OSU	Johnson 29 yd pass from Bowman (Hale, Alex kick)
		5-64 1:52, UC 0 - OSU 7
03:35	UC	Montgomery, Myles 63 yd run (Brown, Carter kick)
		4-82 1:41, UC 7 - OSU 7
2nd 08:55	OSU	Hale, Alex 28 yd field goal
		6-77 1:07, UC 7 - OSU 10
3rd 11:54	OSU	Presley 15 yd pass from Bowman (Hale kick)
		4-66 1:21, UC 7 - OSU 17
09:03	OSU	Gordon, Ollie 9 yd run (Hale kick)
		4-29 1:33, UC 7 - OSU 24
03:15	OSU	Presley, Brennan 1 yd run (Hale kick)
		6-65 2:41, UC 7 - OSU 31
4th 04:54	UC	Turner 21 yd pass from Lichtenberg (Lichtenberg rush failed)
		7-65 1:47, UC 13 - OSU 31
04:41	OSU	Gordon, Ollie 75 yd run (Hale kick)
		1-75 0:13, UC 13 - OSU 38
01:58	OSU	Collins, Elijah 26 yd run (Hale kick)
		3-34 1:41, UC 14 - OSU 45

	UC	OSU
FIRST DOWNS	20	23
RUSHES-YARDS (NET)	50-277	37-315
PASSING YDS (NET)	165	286
Passes Att-Comp-Int	25-11-1	34-17-1
TOTAL OFFENSE PLAYS-YARDS	75-442	71-601
Fumble Returns-Yards	0-0	0-0
Punt Returns-Yards	1-5	2--4
Kickoff Returns-Yards	1-20	2-53
Interception Returns-Yards	1-0	1-16
Punts (Number-Avg)	6-41	3-44.3
Fumbles-Lost	1-1	3-1
Penalties-Yards	4-50	4-30
Possession Time	30:33	29:27
Third-Down Conversions	6 of 16	6 of 16
Fourth-Down Conversions	0 of 2	1 of 1
Red-Zone Scores-Chances	0-1	4-6
Sacks By: Number-Yards	0-0	1-9

RUSHING: Cincinnati-Montgomery, Myles 8-90; Kiner, Corey 17-79; Turner, Aaron 3-35; Jones, Emory 10-33; Lichtenberg, Brady 3-27; Thomas, Shaun 7-12; Prater, Evan 1-1; Smith, Braden 1-0. Oklahoma State-Gordon, Ollie 25-271; Collins, Elijah 3-34; Presley, Brennan 4-11; Bowman, Alan 2-9; Nixon, Jaden 2-minus 2; TEAM 1-minus 8.

PASSING: Cincinnati-Jones, Emory 6-16-1-117; Lichtenberg, Brady 5-9-0-48. Oklahoma State-17-34-1-286.

RECEIVING: Cincinnati-Henderson, Xzavier 4-82; Smith, Braden 2-24; Turner, Aaron 1-21; Prater, Evan 2-18; Singletary, Payten 1-16; Schmitz, Caleb 1-4. Oklahoma State-Johnson III, Leon 5-149; Owens, Rashod 3-45; Presley, Brennan 3-39; Johnson, Josiah 1-29; Gordon, Ollie 4-21; Cassidy, Braden 1-3.

INTERCEPTIONS: Cincinnati-Young, Jordan 1-0. Oklahoma State-Epps, Cameron 1-16.

FUMBLES: Cincinnati-Jones, Emory 1-1. Oklahoma State-Gordon, Ollie 1-1; TEAM 2-0.

GAME 9

Oklahoma 9/10/11 **24**
Oklahoma State 22/RV/RV **27**
 Nov. 4, 2023 | Stillwater, Okla.
 Attendance: 54,105 | TV: ABC

Captains: Jake Springfield, Collin Oliver, Brennan Presley, Elijah Collins

Score by Quarters	1	2	3	4	Score
Oklahoma	7	7	7	3	24
Oklahoma State	7	10	0	10	27

Scoring Summary

1st 11:39	OSU	Ollie Gordon 20 yd rush (Alex Hale kick)
		8-75 3:21, OU 0 - OSU 7
10:51	OU	Gavin Sawchuk 64 yd run (Zach Schmit kick)
		3-75 0:48, OU 7 - OSU 7
2nd 14:53	OSU	Alan Bowman 13 yd rush (Hale kick)
		10-57 5:17, OU 7 - OSU 14
09:42	OSU	Alex Hale 36 yd field goal
		10-55 3:52, OU 7 - OSU 17
07:06	OU	Stoops 6 yd pass from Gabriel (Schmit kick)
		9-75 2:36, OU 14 - OSU 17
3rd 08:05	OU	Tawee Walker 23 yd rush (Schmit kick)
		7-84 2:52, OU 21 - OSU 17
4th 07:59	OSU	Ollie Gordon 2 yd rush (Hale kick)
		8-97 4:43, OU 21 - OSU 24
06:59	OSU	Alex Hale 34 yd field goal
		4-3 0:53, OU 21 - OSU 27
04:48	OU	Zach Schmit 36 yd field goal
		6-57 2:11, OU 24 - OSU 27

	OU	OSU
FIRST DOWNS	21	27
RUSHES-YARDS (NET)	27-148	38-147
PASSING YDS (NET)	344	334
Passes Att-Comp-Int	37-26-1	43-28-1
TOTAL OFFENSE PLAYS-YARDS	64-492	81-481
Fumble Returns-Yards	0-0	0-0
Punt Returns-Yards	1--5	1-14
Kickoff Returns-Yards	2-30	1-18
Interception Returns-Yards	1-39	1-26
Punts (Number-Avg)	3-49.3	4-41.5
Fumbles-Lost	4-2	0-0
Penalties-Yards	8-54	4-29
Possession Time	22:46	37:14
Third-Down Conversions	5 of 12	5 of 15
Fourth-Down Conversions	0 of 2	1 of 4
Red-Zone Scores-Chances	2-2	5-6
Sacks By: Number-Yards	0-0	2-7

RUSHING: Oklahoma-Sawchuk, Gavin 13-111; Walker, Tawee 8-59; Stoops, Drake 1-minus 6; Gabriel, Dillon 4-minus 7; Barnes, Jovantae 1-minus 9. Oklahoma State-Gordon, Ollie 33-138; Bowman, Alan 1-13; Nixon, Jaden 2-minus 1; TEAM 2-minus 3.

PASSING: Oklahoma-Gabriel, Dillon 26-37-1-344. Oklahoma State-Bowman, Alan 28-42-0-334; Gordon, Ollie 0-1-1-0.

RECEIVING: Oklahoma-Stoops, Drake 12-134; Farooq, Jalil 7-98; Anderson, Nic 3-92; Stogner, Austin 1-10; Sawchuk, Gavin 1-5; Thompson, Brenen 1-4; Smothers, Dylan 1-1. Oklahoma State-Owens, Rashod 10-136; Presley, Brennan 8-97; Johnson III, Leon 5-70; Gordon, Ollie 1-18; Johnson, Josiah 4-13.

INTERCEPTIONS: Oklahoma-Bowman, Billy 1-39. Oklahoma State-Smith, Dylan 1-26.

FUMBLES: Oklahoma-Gabriel, Dillon 2-1; Barnes, Jovantae 1-1; Bunkley-Shelton, LV 1-0. Oklahoma State-None.



Box Scores

GAME 10
 **Oklahoma State** ^{15/15/17} **3**
UCF **45**
 Nov. 11, 2023 | Orlando, Fla.
 Attendance: 44,046 | TV: ESPN

Captains: Alan Bowman, Xavier Benson, Korie Black, Jaden Nixon

Score by Quarters	1	2	3	4	Score
Oklahoma State	0	0	3	0	3
UCF	14	10	14	7	45

Scoring Summary

- 1st 11:50 UCF** Harvey, RJ 1 yd run (Boomer, Colton kick)
 8-75 3:10, OSU 0 - UCF 7
- 09:08 UCF** Hudson 7 yd pass from Plumlee (Boomer kick)
 4-57 1:11, OSU 0 - UCF 14
- 2nd 14:04 UCF** Boomer, Colton 30 yd field goal
 12-65 4:49, OSU 0 - UCF 17
- 10:35 UCF** Hudson 75 yd pass from Plumlee (Boomer kick)
 3-82 1:14, OSU 0 - UCF 24
- 3rd 10:00 OSU** Hale, Alex 25 yd field goal
 13-68 5:00, OSU 3 - UCF 24
- 08:56 UCF** Harvey, RJ 92 yd run (Boomer kick)
 1-92 0:13, OSU 3 - UCF 31
- 04:09 UCF** Hudson 14 yd pass from Plumlee (Boomer kick)
 7-60 3:34, OSU 3 - UCF 38
- 4th 09:00 UCF** Harvey, RJ 2 yd run (Boomer kick)
 8-92 5:16, OSU 3 - UCF 45

	OSU	UCF
FIRST DOWNS	15	21
RUSHES-YARDS (NET)	25-52	51-293
PASSING YDS (NET)	225	299
Passes Att-Comp-Int	39-19-3	19-12-0
TOTAL OFFENSE PLAYS-YARDS	64-277	70-592
Fumble Returns-Yards	0-0	0-0
Punt Returns-Yards	0-0	2-9
Kickoff Returns-Yards	4-104	0-0
Interception Returns-Yards	0-0	3-10
Punts (Number-Avg)	6-40	3-44.3
Fumbles-Lost	2-1	1-1
Penalties-Yards	5-45	4-40
Possession Time	25:15	34:45
Third-Down Conversions	2 of 12	6 of 12
Fourth-Down Conversions	1 of 3	0 of 2
Red-Zone Scores-Chances	1-3	5-5
Sacks By: Number-Yards	2-10	1-11

RUSHING: Oklahoma State-Gordon, Ollie 12-25; Nixon, Jaden 6-22; Vailahi, Sesi 4-20; TEAM 1-minus 5; Bowman, Alan 2-minus 10. UCF-Harvey, RV 24-206; Plumlee, John Rhys 14-74; Richards, Mark-Antony 2-10; Richardson, Johnny 7-9; Townsend, Xavier 1-1; McClain, Timmy 2-1; Hudson, Kobe 1-minus 8.

PASSING: Oklahoma State-Bowman, Alan 16-36-3-225; Rangel, Garret 0-3-0-0. UCF-Plumlee, John Rhys 11-18-0-299; McClain, Timmy 1-1-0-0.

RECEIVING: Oklahoma State-Owens, Rashod 6-85; Johnson III, Leon 6-61; Presley, Brennan 5-52; Gordon, Ollie 2-27. UCF-Baker, Javon 4-112; Hudson, Kobe 3-96; Townsend, Xavier 2-46; Holler, Alec 2-45; Pittman Jr., Randy 1-0.

INTERCEPTIONS: Oklahoma State-None. UCF-Henderson, Demari 2-0; Marshall, Braden 1-10.

FUMBLES: Oklahoma State-Gordon, Ollie 1-1; TEAM 1-0. UCF-Plumlee, John Rhys 1-1.

GAME 11
 **Oklahoma State** ^{23/24/25} **43**
Houston **30**
 Nov. 18, 2023 | Houston, Texas
 Attendance: 33,906 | TV: ESPN2

Captains: Braden Cassidy, Nick Martin, Joe Michalski, Kody Walterscheid

Score by Quarters	1	2	3	4	Score
Oklahoma State	3	16	14	10	43
Houston	14	9	0	7	30

Scoring Summary

- 1st 07:43 UH** Hamilton, Isaiah 57 yd interception (Jack Martin kick)
 0-0 01:27, OSU 0 - UH 7
- 03:34 OSU** Hale, Alex 46 yd field goal
 10-46 4:09, OSU 3 - UH 7
- 02:15 UH** Wilson 60 yd pass from Smith (Martin kick)
 3-75 01:19, OSU 3 UH 14
- 2nd 12:59 OSU** Bray 23 yd pass from Bowman (Hale kick blocked)
 10-80 04:12, OSU 9 UH 14
- 10:14 UH** Smith 28 yd pass from Manjack (Martin kick)
 6-75 02:45, OSU 9 UH 21
- 04:16 UH** Robinson safety
 0-0 0:05, OSU 9 UH 23
- 01:29 OSU** Johnson 21 yd pass from Bowman (Hale kick)
 2-22 0:43, OSU 16 UH 23
- 0:00 OSU** Hale 21 yd field goal
 5-51 0:31, OSU 19 UH 23
- 3rd 07:58 OSU** Ollie Gordon 6 yd rush (Hale kick)
 11-74 04:18, OSU 26 UH 23
- 05:14 OSU** Ollie Gordon 6 yd rush (Hale kick)
 2-63 0:32, OSU 33 UH 23
- 4th 09:45 OSU** Hale 44 yd field goal
 6-24 02:42, OSU 36 UH 23
- 07:30 UH** Donovan Smith 31 yd rush (Martin kick)
 5-84 02:10, OSU 36 UH 30
- 02:19 OSU** Ollie Gordon 3 yd rush (Hale kick)
 10-78 05:04, OSU 43 UH 30

	OSU	UH
FIRST DOWNS	28	18
RUSHES-YARDS (NET)	35-153	28-130
PASSING YDS (NET)	348	263
Passes Att-Comp-Int	43-29-1	30-18-2
TOTAL OFFENSE PLAYS-YARDS	78-501	58-393
Fumble Returns-Yards	0-0	0-0
Punt Returns-Yards	2-12	0-0
Kickoff Returns-Yards	3-75	3-38
Interception Returns-Yards	2-35	1-57
Punts (Number-Avg)	3-142	6-240
Fumbles-Lost	3-0	0-0
Penalties-Yards	5-53	10-79
Possession Time	32:12	27:48
Third-Down Conversions	6 of 13	2 of 11
Fourth-Down Conversions	0 of 0	0 of 2
Red-Zone Scores-Chances	4-4	0-0
Sacks By: Number-Yards	2-18	0-0

RUSHING: Oklahoma State-Gordon, Ollie 25-164; Nixon, Jaden 5-4; Presley, Brennan 2-minus 2; TEAM 3-minus 13; UH-Smith, Donovan 13-65; Jenkins, Parker 12-56; Mathis Jr., Tony 3-11.

PASSING: Oklahoma State-Bowman, Alan 29-43-1-348; UH-Smith, Donovan 17-29-2-235; Manjack IV, Joseph 1-1-0-28

RECEIVING: Oklahoma State-Presley, Brennan 15-189; Gordon, Ollie 5-16; Owens, Rashod 3-65; Johnson, Josiah 3-21; Johnson III, Leon 2-34; Bray, Jaden 1-23. UH-Manjack IV, Joseph 3-46; Carnes, Dalton 3-44; Brown, Samuel 3-39; Mathis Jr., Tony 3-10; Jenkins, Parker 2-29; Wilson, Jonah 1-60; Smith, Donovan 1-28; Byrnes, Matt 1-5; O'Laughlin, Mike 1-2.

INTERCEPTIONS: Oklahoma State-Rucker, Trey 1-29; Smith, Cam 1-6. UH-Hamilton, Isaiah 1-57.

FUMBLES: Oklahoma State-Gordon, Ollie 1-0. UH-None.

GAME 12
 **BYU** **-**
Oklahoma State ^{TBD/21/21} **-**
 Nov. 25, 2023 | Stillwater, Okla.
 Attendance: - | TV: ABC



Select Offensive Players Game-by-Game Stats

7 Alan Bowman

Quarterback | 6-4 | 209 | *R-Senior
Grapevine, Texas/Grapevine/Texas Tech/Michigan

Career Highs

Completions 43 vs. Houston, 2018 (at TTU)
Attempts 59 vs. Houston, 2018 (at TTU)
Passing Yards 605 vs. Houston, 2018 (at TTU)
Passing TDs 5, twice, last vs. Texas, 2020 (at TTU)
Long Pass 66, twice, last at Arizona, 2019 (at TTU)
Rushes 9 at Iowa State, 2018 (at TTU)
Rushing Yards 21 vs. Houston Baptist, 2020 (at TTU)
Rushing Touchdowns 1, 4x, last vs. Oklahoma, 2023
Long Rush 13 vs. Oklahoma, 2023
Total Offense 602 vs. Houston, 2018 (at TTU)
TDs Responsible For 5, twice, last vs. Texas, 2020 (at TTU)

Bowman's 2018 Game-by-Game Passing Stats (at Texas Tech)

Date	Opponent	Cmp	Att	INT	Yds	TD	Long	Sack
Sept. 1	vs. Ole Miss	29	49	0	273	1	28	0
Sept. 8	Lamar	22	25	0	282	2	66	0
Sept. 15	Houston	43	59	0	605	5	58	1
Sept. 22	at Oklahoma State	35	46	2	397	2	32	3
Sept. 29	West Virginia	9	20	1	123	1	40	0
Oct. 20	Kansas	36	46	1	408	3	37	2
Oct. 27	at Iowa St.	32	56	3	323	1	31	2
Nov. 3	Oklahoma	21	26	0	227	2	45	0

Bowman's 2018 Game-by-Game Rushing Stats (at Texas Tech)

Date	Opponent	No.	Gain	Loss	Net	TD	Long	Avg.
Sept. 1	vs. Ole Miss	3	19	0	19	0	10	6.3
Sept. 8	Lamar	3	2	0	2	0	2	0.7
Sept. 15	Houston	4	6	9	-3	0	5	-0.8
Sept. 22	at Oklahoma State	4	1	27	-26	0	1	-6.5
Sept. 29	West Virginia	1	2	0	2	0	2	2.0
Oct. 20	Kansas	4	0	27	-27	0	0	-6.8
Oct. 27	at Iowa State	9	29	25	4	1	12	0.4
Nov. 3	Oklahoma	1	3	0	3	0	3	3.0

Bowman's 2019 Game-by-Game Passing Stats (at Texas Tech)

Date	Opponent	Cmp	Att	INT	Yds	TD	Long	Sack
Aug. 31	Montana State	40	53	0	436	2	45	1
Sept. 7	UTEP	31	46	1	277	3	49	1
Sept. 14	at Arizona	30	55	2	307	1	66	0

Bowman's 2019 Game-by-Game Rushing Stats (at Texas Tech)

Date	Opponent	No.	Gain	Loss	Net	TD	Long	Avg.
Aug. 31	Montana State	4	10	3	7	1	5	1.8
Sept. 7	UTEP	3	12	5	7	0	10	2.3
Sept. 14	at Arizona	0	0	0	0	0	0	0

Bowman's 2020 Game-by-Game Passing Stats (at Texas Tech)

Date	Opponent	Cmp	Att	INT	Yds	TD	Long	Sack
Sept. 12	Houston Baptist	38	52	1	430	2	37	0
Sept. 26	Texas	31	52	3	331	5	29	0
Oct. 3	at Kansas State	4	7	0	23	0	10	0
Oct. 10	at Iowa St.	13	22	0	97	0	24	0
Oct. 31	Oklahoma	4	4	0	39	0	22	0
Nov. 14	Baylor	14	23	1	181	0	46	0
Nov. 28	at Oklahoma State	31	46	1	384	3	48	1
Dec. 5	Kansas	15	26	1	117	0	33	1

Bowman's 2020 Game-by-Game Rushing Stats (at Texas Tech)

Date	Opponent	No.	Gain	Loss	Net	TD	Long	Avg.
Sept. 12	Houston Baptist	4	21	0	21	0	9	5.3
Sept. 26	Texas	0	0	0	0	0	0	0
Oct. 3	at Kansas State	0	0	0	0	0	0	0
Oct. 10	at Iowa State	0	0	0	0	0	0	0
Oct. 31	Oklahoma	0	0	0	0	0	0	0
Nov. 14	Baylor	0	0	0	0	0	0	0
Nov. 28	at Oklahoma State	4	5	17	-12	0	5	-3
Dec. 5	Kansas	2	6	12	-6	0	6	-3

Bowman's 2021 Game-by-Game Passing Stats (at Michigan)

Date	Opponent	Cmp	Att	INT	Yds	TD	Long	Sack
Sept. 18	Northern Illinois	0	0	0	0	0	0	0
Oct. 4	at Wisconsin	0	1	1	0	0	0	0
Nov. 20	at Maryland	2	3	0	9	0	6	0

Bowman's 2021 Game-by-Game Rushing Stats (at Michigan)

Date	Opponent	No.	Gain	Loss	Net	TD	Long	Avg.
Sept. 18	Northern Illinois	0	0	0	0	0	0	0
Oct. 4	at Wisconsin	0	0	0	0	0	0	0
Nov. 20	at Maryland	0	0	0	0	0	0	0

Bowman's 2022 Game-by-Game Passing Stats (at Michigan)

Date	Opponent	Cmp	Att	INT	Yds	TD	Long	Sack
Sept. 3	Colorado State	5	6	0	40	0	16	0
Sept. 10	Hawaii	0	0	0	0	0	0	0
Sept. 17	UConn	1	1	0	20	1	20	0

Bowman's 2022 Game-by-Game Rushing Stats (at Michigan)

Date	Opponent	No.	Gain	Loss	Net	TD	Long	Avg.
Sept. 3	Colorado State	0	0	0	0	0	0	0
Sept. 10	Hawaii	0	0	0	0	0	0	0
Sept. 17	UConn	0	0	0	0	0	0	0

Bowman's 2023 Game-by-Game Passing Stats

Date	Opponent	Cmp	Att	INT	Yds	TD	Long	Sack
Sept. 2	Central Arkansas	13	24	0	80	0	19	1
Sept. 9	at Arizona State	11	16	0	113	0	20	1
Sept. 16	South Alabama	6	12	1	42	0	14	0
Sept. 23	at Iowa State	23	48	2	278	2	60	1
Oct. 6	Kansas State	19	35	0	235	0	45	0
Oct. 14	Kansas	28	41	0	336	2	50	1
Oct. 21	at West Virginia	24	36	1	210	2	29	0
Oct. 28	Cincinnati	17	34	1	286	2	67	0
Nov. 4	Oklahoma	28	42	0	334	0	31	0
Nov. 11	at UCF	19	36	3	225	0	21	1
Nov. 18	at Houston	29	43	1	348	2	36	0
Nov. 25	BYU							

Bowman's 2023 Game-by-Game Rushing Stats

Date	Opponent	No.	Gain	Loss	Net	TD	Long	Avg.
Sept. 2	Central Arkansas	2	0	2	-2	0	0	-1.0
Sept. 9	at Arizona State	2	2	7	-5	0	2	-2.5
Sept. 16	South Alabama	0	0	0	0	0	0	0
Sept. 23	at Iowa State	4	22	17	5	1	12	1.2
Oct. 6	Kansas State	5	16	2	14	0	7	2.8
Oct. 14	Kansas	1	0	2	-2	0	0	-2.0
Oct. 21	at West Virginia	2	8	0	8	0	4	4.0
Oct. 28	Cincinnati	2	9	0	9	0	7	4.5
Nov. 4	Oklahoma	1	13	0	13	1	13	13.0
Nov. 11	at UCF	2	1	11	-10	0	1	-5.0
Nov. 18	at Houston	0	0	0	0	0	0	0.0
Nov. 25	BYU							

Bowman's Career Passing Stats

Year	G	Effic	Cmp-Att-Int	Pct	Yds	TD	Lng	Avg/G
2018(TTU)	8	150.06	227-327-7	69.4	2,638	17	66	329.75
2019(TTU)	3	130.18	101-154-3	65.6	1,020	6	66	340.00
2020(TTU)	8	130.85	150-232-7	64.7	1,602	10	48	200.25
2021(U-M)	3	18.90	2-4-1	50.0	9	0	6	3.00
2022(U-M)	3	204.86	6-7-0	85.7	60	1	20	20.00
2023	11	120.1	217-367-9	59.1	2,487	10	67	226.1
Career	36	133.0	703-1091-27	64.4	7,816	44	67	217.1

Bowman's Career Rushing Stats

Year	G	Att.	Gain	Loss	Net	Avg.	TD	Long	Avg./G
2018(TTU)	8	29	62	88	-26	-0.9	1	12	-3.25
2019(TTU)	3	7	22	8	14	2.0	1	10	4.67
2020(TTU)	8	10	32	29	3	0.3	0	9	0.38
2021(U-M)	3	0	0	0	0	0.0	0	0	0.0
2022(U-M)	3	0	0	0	0	0.0	0	0	0.0
2023	11	21	71	41	30	1.4	2	13	2.7
Career	36	67	187	166	21	0.3	4	13	0.6

5 Jaden Bray

Wide Receiver | 6-2 | 200 | R-Sophomore
Norman, Okla./Norman

Career Highs

Receptions 5, 2x, last vs. South Alabama, 2023
Receiving Yards 84 vs. Tulsa, 2021
Receiving TDs 1, 4x, last at Houston, 2023
Long Reception 45 vs. Kansas State, 2023

Bray's 2021 Game-by-Game Receiving Stats

Date	Opponent	No.	Yds.	TD	Long
Sept. 4	Missouri State	2	52	0	36
Sept. 11	Tulsa	4	84	1	28
Sept. 18	at Boise State		DNP		
Sept. 25	Kansas State	0	0	0	0
Oct. 2	Baylor	0	0	0	0
Oct. 16	at Texas		DNP		
Oct. 23	at Iowa State	0	0	0	0
Oct. 30	Kansas	1	9	0	9
Nov. 6	at West Virginia	1	28	0	28
Nov. 13	TCU	0	0	0	0
Nov. 20	at Texas Tech	0	0	0	0
Nov. 27	Oklahoma	1	16	0	16
Dec. 4	Baylor	3	52	0	26
Jan. 1	Notre Dame	1	9	1	9

Bray's 2022 Game-by-Game Receiving Stats

Date	Opponent	No.	Yds.	TD	Long
Sept. 1	Central Michigan		DNP		
Sept. 10	Arizona State		DNP		
Sept. 17	Ark.-Pine Bluff		DNP		
Oct. 1	at Baylor		DNP		
Oct. 8	Texas Tech	2	24	0	24
Oct. 15	at TCU		DNP		
Oct. 22	Texas		DNP		
Oct. 29	at Kansas State		DNP		
Nov. 5	at Kansas		DNP		
Nov. 12	Iowa State	2	21	0	13
Nov. 19	at Oklahoma	1	9	0	9
Nov. 26	West Virginia		DNP		
Dec. 27	vs. Wisconsin		DNP		

Bray's 2023 Game-by-Game Receiving Stats

Date	Opponent	No.	Yds.	TD	Long
Sept. 2	Central Arkansas	5	66	0	39
Sept. 9	at Arizona State	4	52	0	16
Sept. 16	South Alabama	5	42	0	10
Sept. 23	at Iowa State	4	55	0	17
Oct. 6	Kansas State	4	77	0	45
Oct. 14	Kansas	1	4	0	4
Oct. 21	at West Virginia	4	53	1	29
Oct. 28	Cincinnati		DNP		
Nov. 4	Oklahoma		DNP		
Nov. 11	at UCF		DNP		
Nov. 18	at Houston	1	23	1	23
Nov. 25	BYU				

Bray's Career Receiving Stats

Year	G	Rec.	Yds.	Avg.	TD	Long	Avg./G
2021	12	13	250	19.2	2	36	20.8
2022	3	5	54	10.8	0	24	18.0
2023	8	28	372	14.7	2	45	46.5
Career	23	46	676	14.7	4	45	29.4



Select Offensive Players Game-by-Game Stats

90 Braden Cassidy

Fullback | 6-2 | 241 | *R-Senior
Austin, Texas/Westlake

Career Highs

Receptions	2, twice, last at Oklahoma, 2022
Receiving Yards	38 at TCU, 2022
Receiving TDs	No career receiving TDs
Long Reception	38 at TCU, 2022

Cassidy's 2021 Game-by-Game Receiving Stats

Date	Opponent	No.	Yds.	TD	Long
Sept. 4	Missouri State	0	0	0	0
Sept. 11	Tulsa	0	0	0	0
Sept. 18	at Boise State	0	0	0	0
Sept. 25	Kansas State	2	14	0	10
Oct. 2	Baylor	0	0	0	0
Oct. 16	at Texas	2	32	0	18
Oct. 23	at Iowa State	0	0	0	0
Oct. 30	Kansas	1	20	0	20
Nov. 6	at West Virginia	0	0	0	0
Nov. 13	TCU		DNP		
Nov. 20	at Texas Tech		DNP		
Nov. 27	Oklahoma		DNP		
Dec. 4	Baylor	0	0	0	0
Jan. 1	Notre Dame	0	0	0	0

Cassidy's 2022 Game-by-Game Receiving Stats

Date	Opponent	No.	Yds.	TD	Long
Sept. 1	Central Michigan	1	-5	0	0
Sept. 10	Arizona State	0	0	0	0
Sept. 17	Ark.-Pine Bluff	0	0	0	0
Oct. 1	at Baylor	0	0	0	0
Oct. 8	Texas Tech	0	0	0	0
Oct. 15	at TCU	1	38	0	38
Oct. 22	Texas	0	0	0	0
Oct. 29	at Kansas State	0	0	0	0
Nov. 5	at Kansas	1	4	0	4
Nov. 12	Iowa State	0	0	0	0
Nov. 19	at Oklahoma	2	20	0	12
Nov. 26	West Virginia	0	0	0	0
Dec. 27	vs. Wisconsin	0	0	0	0

Cassidy's 2023 Game-by-Game Receiving Stats

Date	Opponent	No.	Yds.	TD	Long
Sept. 2	Central Arkansas	0	0	0	0
Sept. 9	at Arizona State	0	0	0	0
Sept. 16	South Alabama	0	0	0	0
Sept. 23	at Iowa State	0	0	0	0
Oct. 6	Kansas State	1	-3	0	0
Oct. 14	Kansas	0	0	0	0
Oct. 21	at West Virginia	0	0	0	0
Oct. 28	Cincinnati	1	3	0	3
Nov. 4	Oklahoma	0	0	0	0
Nov. 11	at UCF	0	0	0	0
Nov. 18	at Houston	0	0	0	0
Nov. 25	BYU				

Cassidy's Career Receiving Stats

Year	G	Rec.	Yds.	Avg.	TD	Long	Avg./G
2019	12	0	0	0.0	0	0	0.0
2020	11	0	0	0.0	0	0	0.0
2021	11	5	66	13.2	0	20	6.0
2022	13	5	57	11.4	0	38	4.3
2023	11	2	0	0.0	0	3	0.0
Career	58	12	123	10.3	0	38	2.1

24 Elijah Collins

Running Back | 6-0 | 220 | *R-Senior
Detroit, Mich./Univ. of Detroit Jesuit/Michigan St.

Career Highs

Rushes	31 at Rutgers, 2019 (at MSU)
Rushing Yards	192 vs. W. Michigan, 2019 (at MSU)
Rushing TDs	2, twice, last vs. Indiana, 2022 (at MSU)
Long Rush	58 vs. W. Michigan, 2019 (at MSU)
Receptions	4 vs. Indiana, 2022 (at MSU)
Receiving Yards	43 vs. Indiana, 2022 (at MSU)
Receiving TDs	1 vs. Youngstown St., 2021 (at MSU)
Long Reception	22 vs. Indiana, 2022 (at MSU)
Total TDs	2, twice, last vs. Indiana, 2022 (at MSU)

Collins' 2018 Game-by-Game Rushing Stats

Date	Opponent	No.	Gain	Loss	Net	TD	Long	Avg.
Nov. 3	at Maryland	0	0	0	0	0	0	0.0
Nov. 24	Rutgers	2	8	0	8	0	4	4.0

Collins' 2018 Game-by-Game Receiving Stats

Date	Opponent	No.	Yds.	TD	Long
Nov. 3	at Maryland	0	0	0	0
Nov. 24	Rutgers	0	0	0	0

Collins' 2019 Game-by-Game Rushing Stats

Date	Opponent	No.	Gain	Loss	Net	TD	Long	Avg.
Aug. 30	Tulsa	8	20	3	17	0	9	2.1
Sept. 7	Western Mich.	17	192	0	192	0	58	11.3
Sept. 14	Arizona St.	19	75	3	72	1	16	3.8
Sept. 21	at Northwestern	17	76	0	76	1	13	4.5
Sept. 28	Indiana	17	63	7	56	1	19	3.3
Oct. 5	at Ohio St.	12	65	2	63	0	23	5.3
Oct. 12	at Wisconsin	8	21	5	16	0	6	2.0
Oct. 26	Penn St.	17	55	2	53	0	9	3.1
Nov. 9	Illinois	28	186	16	170	2	40	6.1
Nov. 16	at Michigan	12	28	1	27	0	4	2.3
Nov. 23	at Rutgers	31	118	9	109	0	23	3.5
Nov. 30	Maryland	15	47	6	41	0	21	2.7
Dec. 27	vs. Wake Forest	21	105	9	96	0	31	4.6

Collins' 2019 Game-by-Game Receiving Stats

Date	Opponent	No.	Yds.	TD	Long
Aug. 30	Tulsa	0	0	0	0
Sept. 7	Western Mich.	1	7	0	7
Sept. 14	Arizona St.	1	2	0	2
Sept. 21	at Northwestern	1	9	0	9
Sept. 28	Indiana	1	16	0	16
Oct. 5	at Ohio St.	1	2	0	2
Oct. 12	at Wisconsin	0	0	0	0
Oct. 26	Penn St.	3	11	0	7
Nov. 9	Illinois	2	7	0	4
Nov. 16	at Michigan	2	19	0	11
Nov. 23	at Rutgers	0	0	0	0
Nov. 30	Maryland	2	23	0	13
Dec. 27	vs. Wake Forest	1	3	0	3

Collins' 2020 Game-by-Game Rushing Stats

Date	Opponent	No.	Gain	Loss	Net	TD	Long	Avg.
Oct. 24	Rutgers	9	8	5	3	0	4	0.3
Oct. 31	at Michigan	1	0	0	0	0	0	0.0
Nov. 7	at Iowa	6	18	4	14	0	5	2.3
Nov. 14	Indiana	3	6	1	5	0	6	1.7
Nov. 28	Northwestern	13	40	6	34	0	13	2.6
Dec. 5	Ohio St.	8	37	0	37	0	14	4.6
Dec. 12	at Penn St.	1	0	3	-3	0	-3	-3.0

Collins' 2020 Game-by-Game Receiving Stats

Date	Opponent	No.	Yds.	TD	Long
Oct. 24	Rutgers	1	3	0	3
Oct. 31	at Michigan	0	0	0	0
Nov. 7	at Iowa	1	6	0	6

Nov. 14	Indiana	1	17	0	17
Nov. 28	Northwestern	0	0	0	0
Dec. 5	Ohio St.	0	0	0	0
Dec. 12	at Penn St.	1	8	0	8

Collins' 2021 Game-by-Game Rushing Stats

Date	Opponent	No.	Gain	Loss	Net	TD	Long	Avg.
Sept. 3	at Northwestern	0	0	0	0	0	0	0.0
Sept. 11	Youngstown St.	3	32	0	32	0	16	10.7
Oct. 30	Michigan	0	0	0	0	0	0	0.0
Nov. 13	Maryland	1	7	0	7	0	7	7.0
Nov. 20	at Ohio St.	3	29	0	29	0	16	9.7
Nov. 27	Penn St.	5	19	0	19	0	10	3.8
Dec. 30	vs. Pittsburgh	6	15	0	15	0	5	2.5

Collins' 2021 Game-by-Game Receiving Stats

Date	Opponent	No.	Yds.	TD	Long
Sept. 3	at Northwestern	0	0	0	0
Sept. 11	Youngstown St.	1	20	1	20
Oct. 30	Michigan	0	0	0	0
Nov. 13	Maryland	0	0	0	0
Nov. 20	at Ohio St.	1	3	0	3
Nov. 27	Penn St.	1	11	0	11
Dec. 30	vs. Pittsburgh	0	0	0	0

Collins' 2022 Game-by-Game Rushing Stats

Date	Opponent	No.	Gain	Loss	Net	TD	Long	Avg.
Sept. 2	Western Mich.	0	0	0	0	0	0	0.0
Sept. 10	Akron	8	57	0	57	1	17	7.1
Sept. 17	at Washington	1	1	0	1	1	1	1.0
Sept. 24	Minnesota	0	0	0	0	0	0	0.0
Oct. 1	at Maryland	5	36	0	36	1	12	7.2
Oct. 8	Ohio St.	2	9	0	9	0	5	4.5
Oct. 15	Wisconsin	14	45	2	43	1	8	3.1
Oct. 29	at Michigan	7	22	0	22	0	8	3.1
Nov. 5	at Illinois	4	15	5	10	0	11	2.5
Nov. 12	Rutgers	0	0	0	0	0	0	0
Nov. 19	Indiana	19	109	2	107	2	31	5.6
Nov. 26	at Penn State	10	35	2	33	0	11	3.3

Collins' 2022 Game-by-Game Receiving Stats

Date	Opponent	No.	Yds.	TD	Long
Sept. 2	Western Mich.	0	0	0	0
Sept. 10	Akron	0	0	0	0
Sept. 17	at Washington	0	0	0	0
Sept. 24	Minnesota	1	2	0	2
Oct. 1	at Maryland	0	0	0	0
Oct. 8	Ohio St.	0	0	0	0
Oct. 15	Wisconsin	1	3	0	3
Oct. 29	at Michigan	2	8	0	8
Nov. 5	at Illinois	3	20	0	21
Nov. 12	Rutgers	2	14	0	10
Nov. 19	Indiana	4	43	0	22
Nov. 26	at Penn State	1	3	0	3

Collins' 2023 Game-by-Game Rushing Stats

Date	Opponent	No.	Gain	Loss	Net	TD	Long	Avg.
Sept. 2	Central Arkansas	8	42	1	41	1	17	5.1
Sept. 9	at Arizona State	8	33	3	30	0	9	3.8
Sept. 16	South Alabama	9	31	0	31	0	7	3.4
Sept. 23	at Iowa State	0	0	0	0	0	0	0.0
Oct. 6	Kansas State	2	6	0	6	0	4	3.0
Oct. 14	Kansas	0	0	0	0	0	0	0.0
Oct. 21	at West Virginia	0	0	0	0	0	0	0.0
Oct. 28	Cincinnati	3	34	0	34	1	26	11.3
Nov. 4	Oklahoma	0	0	0	0	0	0	0.0
Nov. 11	at UCF							DNP
Nov. 18	at Houston							DNP
Nov. 25	BYU							



Select Offensive Players Game-by-Game Stats

Collins' 2023 Game-by-Game Receiving Stats

Date	Opponent	No.	Yds.	TD	Long
Sept. 2	Central Arkansas	0	0	0	0
Sept. 9	at Arizona State	2	19	0	18
Sept. 16	South Alabama	0	0	0	0
Sept. 23	at Iowa State	0	0	0	0
Oct. 6	Kansas State	0	0	0	0
Oct. 14	Kansas	0	0	0	0
Oct. 21	at West Virginia	0	0	0	0
Oct. 28	Cincinnati	0	0	0	0
Nov. 4	Oklahoma	0	0	0	0
Nov. 11	at UCF		DNP		
Nov. 18	at Houston		DNP		
Nov. 25	BYU				

Collins' Career Rushing Stats

Year	G	Att.	Gain	Loss	Net	Avg.	TD	Long	Avg./G
2018(MSU)	2	2	8	0	8	4	0	4	4.0
2019(MSU)	13	222	1,051	63	988	4.45	5	58	76.0
2020(MSU)	7	41	109	19	90	2.2	0	16	12.86
2021(MSU)	7	18	102	0	102	5.67	0	16	14.57
2022(MSU)	12	70	329	11	318	4.54	6	31	26.5
2023	9	30	146	4	142	4.7	2	26	15.8
Career	50	383	1,745	97	1,648	4.3	13	58	33.0

Collins' Career Receiving Stats

Year	G	Rec.	Yds.	Avg.	TD	Long	Avg./G
2018(MSU)	2	0	0	0	0	0	0.0
2019(MSU)	13	15	99	6.6	0	16	7.62
2020(MSU)	7	4	34	8.5	0	17	4.86
2021(MSU)	7	3	34	11.33	1	20	4.86
2022(MSU)	12	14	93	6.64	0	22	7.75
2023	9	2	19	9.5	0	18	2.1
Career	50	38	279	7.3	1	22	5.6

O Ollie Gordon II

Running Back | 6-1 | 211 | Sophomore
Fort Worth, Texas/Euless Trinity

Career Highs

Rushes	33 vs. Oklahoma, 2023
Rushing Yards	282 at West Virginia, 2023
Rushing TDs	4 at West Virginia, 2023
Receptions	6 vs. Kansas, 2023
Receiving Yards	116 vs. Kansas, 2023
Receiving TDs	1, 3x, last vs. Kansas, 2023
All-Purpose Yards	292 vs. Cincinnati, 2023
Long Rush	75 vs. Cincinnati, 2023
Long Reception	50 vs. Kansas, 2023

Gordon's 2022 Game-by-Game Rushing Stats

Date	Opponent	No.	Gain	Loss	Net	TD	Long	Avg.
Sept. 1	Central Michigan	2	1	2	-1	0	1	-0.5
Sept. 10	Arizona State	3	9	0	9	0	6	3.0
Sept. 17	Ark.-Pine Bluff	3	65	0	65	1	53	21.7
Oct. 1	at Baylor	6	19	3	16	0	11	2.7
Oct. 8	Texas Tech	1	2	0	2	0	2	2.0
Oct. 15	at TCU	1	0	3	-3	0	0	-3.0
Oct. 22	Texas	4	13	0	13	0	4	3.2
Oct. 29	at Kansas State	2	5	0	5	0	3	2.5
Nov. 5	at Kansas	1	0	0	0	0	0	0.0
Nov. 12	Iowa State	3	9	1	8	0	6	2.7
Nov. 19	at Oklahoma	7	17	4	13	0	6	1.9
Nov. 26	West Virginia	17	138	2	136	1	24	8.0
Dec. 27	vs. Wisconsin	12	48	3	45	0	15	3.8

Gordon's 2022 Game-by-Game Receiving Stats

Date	Opponent	No.	Yds.	TD	Long
Sept. 1	Central Michigan	2	16	0	9
Sept. 10	Arizona State	1	14	1	14

Sept. 17	Ark.-Pine Bluff	1	3	0	3
Oct. 1	at Baylor	0	0	0	0
Oct. 8	Texas Tech	1	1	0	1
Oct. 15	at TCU	0	0	0	0
Oct. 22	Texas	2	28	0	14
Oct. 29	at Kansas State	1	8	0	8
Nov. 5	at Kansas	1	-1	0	0
Nov. 12	Iowa State	0	0	0	0
Nov. 19	at Oklahoma	1	-4	0	0
Nov. 26	West Virginia	1	10	0	10
Dec. 27	vs. Wisconsin	1	1	1	1

Gordon's 2023 Game-by-Game Rushing Stats

Date	Opponent	No.	Gain	Loss	Net	TD	Long	Avg.
Sept. 2	Central Arkansas	7	44	0	44	1	17	6.3
Sept. 9	at Arizona State	9	53	0	53	1	31	5.9
Sept. 16	South Alabama	3	12	0	12	0	4	4.0
Sept. 23	at Iowa State	18	124	3	121	0	71	6.7
Oct. 6	Kansas State	21	140	4	136	1	36	6.5
Oct. 14	Kansas	29	174	6	168	1	42	5.8
Oct. 21	at West Virginia	29	291	9	282	4	53	9.7
Oct. 28	Cincinnati	25	277	6	271	2	75	10.8
Nov. 4	Oklahoma	33	140	2	138	2	35	4.2
Nov. 11	at UCF	12	26	1	25	0	5	2.1
Nov. 18	at Houston	25	168	4	164	3	62	6.6
Nov. 25	BYU							

Gordon's 2023 Game-by-Game Receiving Stats

Date	Opponent	No.	Yds.	TD	Long
Sept. 2	Central Arkansas	2	23	0	22
Sept. 9	at Arizona State	2	9	0	9
Sept. 16	South Alabama	2	13	0	8
Sept. 23	at Iowa State	4	14	0	5
Oct. 6	Kansas State	1	5	0	5
Oct. 14	Kansas	6	116	1	50
Oct. 21	at West Virginia	0	0	0	0
Oct. 28	Cincinnati	4	21	0	6
Nov. 4	Oklahoma	1	18	0	18
Nov. 11	at UCF	2	27	0	18
Nov. 18	at Houston	5	16	0	18
Nov. 25	BYU				

Gordon's Career Rushing Stats

Year	G	Att.	Gain	Loss	Net	Avg.	TD	Long	Avg./G
2022	13	62	326	18	308	4.9	2	53	23.6
2023	11	211	1,449	35	1,414	6.7	15	75	128.5
Career	24	273	1,775	53	1,722	6.3	17	75	71.8

Gordon's Career Receiving Stats

Year	G	Rec.	Yds.	Avg.	TD	Long	Avg./G
2022	13	12	76	6.3	2	14	5.8
2023	11	29	262	9.0	1	50	23.8
Career	24	41	338	8.2	3	50	14.1

8 Blaine Green

Wide Receiver | 6-1 | 220 | R-Sophomore
Allen, Texas/Allen

Career Highs

Receptions	6 at Iowa State, 2023
Receiving Yards	80 vs. TCU, 2021
Receiving TDs	1 vs. TCU, 2021
Long Reception	46 vs. TCU, 2021

Green's 2021 Game-by-Game Receiving Stats

Date	Opponent	No.	Yds.	TD	Long
Sept. 4	Missouri State		DNP		
Sept. 11	Tulsa		DNP		
Sept. 18	at Boise State		DNP		
Sept. 25	Kansas State	2	47	0	24

Oct. 2	Baylor	1	4	0	4
Oct. 16	at Texas	1	17	0	17
Oct. 23	at Iowa State	1	13	0	13
Oct. 30	Kansas	1	40	0	40
Nov. 6	at West Virginia	1	8	0	8
Nov. 13	TCU	3	80	1	46
Nov. 20	at Texas Tech	3	46	0	24
Nov. 27	Oklahoma	5	42	0	15
Dec. 4	Baylor	3	17	0	9
Jan. 1	Notre Dame		DNP		

Green's 2023 Game-by-Game Receiving Stats

Date	Opponent	No.	Yds.	TD	Long
Sept. 2	Central Arkansas	3	7	0	5
Sept. 9	at Arizona State	0	0	0	0
Sept. 16	South Alabama	0	0	0	0
Sept. 23	at Iowa State	6	58	0	24
Oct. 6	Kansas State	1	10	0	10
Oct. 14	Kansas	2	18	0	17
Oct. 21	at West Virginia	1	9	0	9
Oct. 28	Cincinnati		DNP		
Nov. 4	Oklahoma		DNP		
Nov. 11	at UCF	0	0	0	0
Nov. 18	at Houston		DNP		
Nov. 25	BYU				

Green's Career Receiving Stats

Year	G	Rec.	Yds.	Avg.	TD	Long	Avg./G
2021	10	21	314	14.9	1	46	31.4
2022			DNP				
2023	8	13	102	7.8	0	24	12.8
Career	18	34	416	12.2	1	46	23.1

12 Gunnar Gundy

Quarterback | 6-1 | 200 | R-Sophomore
Stillwater, Okla./Stillwater

Career Highs

Completions	12 vs. UAPB, 2022
Attempts	20 vs. UAPB, 2022
Yards	128 vs. UAPB, 2022
Passing TD	2 vs. UAPB, 2022
Long Pass	83 vs. Iowa State, 2022
Rushes	10 vs. South Alabama, 2023
Rushing Yards	42 vs. UAPB, 2022
Rushing Touchdowns	No career rushing TDs
Long Rush	24 vs. UAPB, 2022
Total Offense	170 vs. UAPB, 2022
TDs Responsible For	2 vs. UAPB, 2022

Gundy's 2022 Game-by-Game Passing Stats

Date	Opponent	Cmp	Att	INT	Yds	TD	Long	Sack
Sept. 1	Central Michigan	0	0	0	0	0	0	0
Sept. 10	Arizona State				DNP			
Sept. 17	Ark.-Pine Bluff	12	20	1	128	2	25	1
Oct. 1	at Baylor				DNP			
Oct. 8	Texas Tech				DNP			
Oct. 15	at TCU				DNP			
Oct. 22	Texas				DNP			
Oct. 29	at Kansas State	2	7	1	16	0	10	1
Nov. 5	at Kansas				DNP			
Nov. 12	Iowa State	5	12	2	103	1	83	1
Nov. 19	at Oklahoma				DNP			
Nov. 26	West Virginia				DNP			
Dec. 27	vs. Wisconsin				DNP			



Select Offensive Players Game-by-Game Stats

Gundy's 2022 Game-by-Game Rushing Stats

Date	Opponent	No.	Gain	Loss	Net	TD	Long	Avg.
Sept. 1	Central Michigan	1	5	0	5	0	5	5.0
Sept. 10	Arizona State			DNP				
Sept. 17	Ark.-Pine Bluff	6	48	6	42	0	24	7.0
Oct. 1	at Baylor			DNP				
Oct. 8	Texas Tech			DNP				
Oct. 15	at TCU			DNP				
Oct. 22	Texas			DNP				
Oct. 29	at Kansas State	5	29	2	27	0	22	5.4
Nov. 5	at Kansas			DNP				
Nov. 12	Iowa State	7	9	13	-4	0	5	-0.6
Nov. 19	at Oklahoma			DNP				
Nov. 26	West Virginia			DNP				
Dec. 27	vs. Wisconsin			DNP				

Gundy's 2023 Game-by-Game Passing Stats

Date	Opponent	Cmp	Att	INT	Yds	TD	Long	Sack
Sept. 2	Central Arkansas	7	9	0	106	0	39	0
Sept. 9	at Arizona State	5	7	0	32	0	15	2
Sept. 16	South Alabama	9	18	0	64	0	15	3
Sept. 23	at Iowa State			DNP				
Oct. 6	Kansas State			DNP				
Oct. 14	Kansas			DNP				
Oct. 21	at West Virginia			DNP				
Oct. 28	Cincinnati			DNP				
Nov. 4	Oklahoma			DNP				
Nov. 11	at UCF			DNP				
Nov. 18	at Houston			DNP				
Nov. 25	BYU							

Gundy's 2023 Game-by-Game Rushing Stats

Date	Opponent	No.	Gain	Loss	Net	TD	Long	Avg.
Sept. 2	Central Arkansas	2	20	0	20	0	16	10.0
Sept. 9	at Arizona State	2	0	8	-8	0	0	-4.0
Sept. 16	South Alabama	10	52	25	27	0	21	2.7
Sept. 23	at Iowa State			DNP				
Oct. 6	Kansas State			DNP				
Oct. 14	Kansas			DNP				
Oct. 21	at West Virginia			DNP				
Oct. 28	Cincinnati			DNP				
Nov. 4	Oklahoma			DNP				
Nov. 11	at UCF			DNP				
Nov. 18	at Houston			DNP				
Nov. 25	BYU							

Gundy's Career Passing Stats

Year	G	Effic	Cmp-Att-Int	Pct	Yds	TD	Lng	Avg/G
2021	1	0.0	0-0-0	0.0	0	0	0	0.0
2022	4	106.79	19-39-4	48.7	247	3	83	61.7
2023	3	121.4	21-34-0	61.8	202	1	39	67.3
Career	8	113.6	40-73-4	54.8	449	4	83	56.1

Gundy's Career Rushing Stats

Year	G	Att.	Gain	Loss	Net	Avg.	TD	Long	Avg/G
2021	1	1	1	0	1	1.0	0	1	1.0
2022	4	19	91	21	70	3.7	0	24	17.5
2023	3	14	72	33	39	2.8	0	21	13.0
Career	8	34	164	54	110	3.2	0	24	13.8

19 Alex Hale

*Kicker | 6-0 | 205 | *R-Senior
Point Fredrick, New South Wales, Australia/
St. Edward's*

Career Highs

Longest FG 53, twice, last vs. Kansas State, 2023
Most FG Made 5 vs. Kansas State, 2023

Hale's 2020 Game-by-Game Kicking Stats

Date	Opponent	PAT-A	FGM-FGA	Lg	Blk
Sept. 19	Tulsa	1-1	3-3	40	0
Sept. 26	West Virginia	2-2	2-2	44	0
Oct. 3	at Kansas	5-5	3-3	27	0
Oct. 24	Iowa State	3-3	1-2	31	0
Oct. 31	Texas	4-4	2-2	34	0
Nov. 7	at Kansas State	2-2	2-2	35	0
Nov. 21	at Oklahoma		DNP		
Nov. 28	Texas Tech		DNP		
Dec. 5	at TCU		DNP		
Dec. 12	at Baylor		DNP		
Dec. 29	vs. Miami (Fla.)		DNP		

Hale's 2021 Game-by-Game Kicking Stats

Date	Opponent	PAT-A	FGM-FGA	Lg	Blk
Sept. 4	Missouri State	2-3	1-1	35	0
Sept. 11	Tulsa	4-4	0-0	0	0
Sept. 18	at Boise State	3-3	0-1	0	0
Sept. 25	Kansas State	4-4	1-3	20	0
Oct. 2	Baylor		DNP		
Oct. 16	at Texas		DNP		
Oct. 23	at Iowa State		DNP		
Oct. 30	Kansas	0-0	1-1	26	0
Nov. 6	at West Virginia		DNP		
Nov. 13	TCU	2-2	0-0	0	0
Nov. 20	at Texas Tech		DNP		
Nov. 27	Oklahoma		DNP		
Dec. 4	Baylor		DNP		
Jan. 1	Notre Dame		DNP		

Hale's 2022 Game-by-Game Kicking Stats

Date	Opponent	PAT-A	FGM-FGA	Lg	Blk
Sept. 1	Central Michigan		DNP		
Sept. 10	Arizona State		DNP		
Sept. 17	Ark.-Pine Bluff	2-2	0-0	0	0
Oct. 1	at Baylor	0-0	0-0	0	0
Oct. 8	Texas Tech		DNP		
Oct. 15	at TCU		DNP		
Oct. 22	Texas		DNP		
Oct. 29	at Kansas State		DNP		
Nov. 5	at Kansas		DNP		
Nov. 12	Iowa State	0-0	0-0	0	0
Nov. 19	at Oklahoma		DNP		
Nov. 26	West Virginia		DNP		
Dec. 27	vs. Wisconsin		DNP		

Hale's 2023 Game-by-Game Kicking Stats

Date	Opponent	PAT-A	FGM-FGA	Lg	Blk
Sept. 2	Central Arkansas	3-3	2-2	45	0
Sept. 9	at Arizona State	3-3	2-3	52	0
Sept. 16	South Alabama	1-1	0-0	0	0
Sept. 23	at Iowa State	3-3	2-2	53	0
Oct. 6	Kansas State	2-2	5-6	53	1
Oct. 14	Kansas	3-3	4-5	42	0
Oct. 21	at West Virginia	6-6	2-3	37	0
Oct. 28	Cincinnati	6-6	1-3	28	0
Nov. 4	Oklahoma	3-3	2-2	36	0
Nov. 11	at UCF	0-0	1-1	25	0
Nov. 18	at Houston	4-5	3-3	46	0
Nov. 25	BYU				

Hale's Career Kicking Stats

Year	FGM-FGA	Pct.	1-19	20-29	30-39	40-49	50+	Lg	Blk
2019	0-0	0.0	0-0	0-0	0-0	0-0	0-0	0	0
2020	13-14	92.8	1-1	4-4	5-6	3-3	0-0	44	0
2021	3-6	50.0	0-0	2-2	1-1	0-3	0-0	35	0
2022	0-0	0.0	0-0	0-0	0-0	0-0	0-0	0	0
2023	24-30	80.0	0-0	9-10	7-8	5-8	3-4	53	1
Career	40-50	80.0	1-1	15-16	13-15	8-14	3-4	53	1

16 Josiah Johnson

*Tight End | 6-5 | 235 | *R-Senior
Jacksonville, Fla./Bolles School/UMass*

Career Highs

Receptions 8 at Ark. St., 2022 (at UMass)
Receiving Yards 58 at Ark. St., 2022 (at UMass)
Receiving TDs 1, 6x, last vs. Cincinnati, 2023
Long Reception 34 vs. Akron, 2019 (at UMass)

Johnson's 2018 Game-by-Game Receiving Stats (at UMass)

Date	Opponent	No.	Yds.	TD	Long
Oct. 6	South Florida	0	0	0	0
Oct. 27	at UConn	0	0	0	0
Nov. 3	Liberty	0	0	0	0
Nov. 17	at Georgia	0	0	0	0

Johnson's 2019 Game-by-Game Receiving Stats (at UMass)

Date	Opponent	No.	Yds.	TD	Long
Aug. 30	at Rutgers	1	2	0	2
Sept. 7	Southern Illinois	0	0	0	0
Sept. 14	at Charlotte	0	0	0	0
Sept. 21	Coastal Carolina	1	6	0	6
Sept. 28	Akron	1	34	0	34
Oct. 5	at FIU	0	0	0	0
Oct. 12	at Louisiana Tech	3	40	0	23
Oct. 26	UConn	0	0	0	0
Nov. 2	Liberty	2	8	1	5
Nov. 9	at Army	0	0	0	0
Nov. 16	at Northwestern	0	0	0	0
Nov. 23	BYU	4	49	1	24

Johnson's 2020 Game-by-Game Receiving Stats (at UMass)

Date	Opponent	No.	Yds.	TD	Long
Oct. 17	at Georgia Southern	0	0	0	0
Nov. 7	at Marshall	2	31	0	25
Nov. 20	at Fla. Atlantic	0	0	0	0
Nov. 27	at Liberty	1	17	0	17

Johnson's 2021 Game-by-Game Receiving Stats (at UMass)

Date	Opponent	No.	Yds.	TD	Long
Sept. 4	at Pittsburgh	2	28	0	17
Sept. 11	Boston College	0	0	0	0
Sept. 18	Eastern Michigan	1	29	1	29
Oct. 2	Toledo	0	0	0	0
Oct. 9	UConn	1	31	0	31
Oct. 23	at Florida State	1	-1	0	0
Oct. 30	at Liberty	0	0	0	0
Nov. 6	Rhode Island	2	7	1	4
Nov. 13	Maine	3	13	1	8
Nov. 20	at Army	0	0	0	0
Nov. 27	at New Mexico State	1	8	0	8

Johnson's 2022 Game-by-Game Receiving Stats (at UMass)

Date	Opponent	No.	Yds.	TD	Long
Sept. 3	at Tulane	2	2	0	1
Sept. 10	at Toledo	0	0	0	0
Sept. 17	Stony Brook	1	5	0	5
Sept. 24	at Temple	1	5	0	5
Oct. 1	at Eastern Michigan	2	8	0	8
Oct. 8	Liberty	0	0	0	0
Oct. 15	Buffalo	0	0	0	0



Select Offensive Players Game-by-Game Stats

Oct. 29	New Mexico State	4	25	0	9
Nov. 4	at UConn	5	39	0	21
Nov. 12	at Arkansas State	8	58	0	18
Nov. 19	at Texas A&M	1	21	0	21
Nov. 26	Army	0	0	0	0

Johnson's 2023 Game-by-Game Receiving Stats

Date	Opponent	No.	Yds.	TD	Long
Sept. 2	Central Arkansas	2	8	0	4
Sept. 9	at Arizona State	0	0	0	0
Sept. 16	South Alabama	2	25	0	14
Sept. 23	at Iowa State	1	2	0	2
Oct. 6	Kansas State	3	31	0	18
Oct. 14	Kansas	2	7	0	5
Oct. 21	at West Virginia	1	10	0	10
Oct. 28	Cincinnati	1	29	1	29
Nov. 4	Oklahoma	4	13	0	7
Nov. 11	at UCF	0	0	0	0
Nov. 18	at Houston	3	21	0	11
Nov. 25	BYU				

Johnson's Career Receiving Stats

Year	G	Rec.	Yds.	Avg.	TD	Long	Avg./G
2018(UMass)	4	0	0	0.0	0	0	0.0
2019(UMass)	12	12	139	11.6	2	34	11.6
2020(UMass)	4	3	48	0.8	0	25	12.0
2021(UMass)	11	11	115	10.5	3	31	10.5
2022(UMass)	12	24	163	6.8	0	21	13.6
2023	11	19	146	7.7	1	29	13.3
Career	54	69	611	8.9	6	34	11.3

3 Jaden Nixon

Running Back | 5-10 | 185 | R-Sophomore
Dallas, Texas/Lone Star

Career Highs

Rush Attempts	11 vs. Kansas, 2021
Rushing Yards	69 vs. TCU, 2021
Rushing TDs	1, 2x, last vs. South Alabama, 2023
Receptions	7 at Oklahoma, 2022
Receiving Yards	60 at Iowa State, 2023
Receiving TDs	1, 4x, last at Iowa State, 2023
All-Purpose Yards	131 at Baylor, 2022
Long Rush	63 vs. TCU, 2021
Long Reception	60 at Iowa State, 2023
Long Kickoff Return	98 yards at Baylor, 2022

Nixon's 2021 Game-by-Game Rushing Stats

Date	Opponent	No.	Gain	Loss	Net	TD	Long	Avg.
Sept. 4	Missouri State				DNP			
Sept. 11	Tulsa				DNP			
Sept. 18	at Boise State				DNP			
Sept. 25	Kansas State				DNP			
Oct. 2	Baylor				DNP			
Oct. 16	at Texas				DNP			
Oct. 23	at Iowa State				DNP			
Oct. 30	Kansas	11	53	0	53	0	18	4.8
Nov. 6	at West Virginia				DNP			
Nov. 13	TCU	3	69	0	69	1	63	23.0
Nov. 20	at Texas Tech				DNP			
Nov. 27	Oklahoma				DNP			
Dec. 4	Baylor				DNP			
Jan. 1	Notre Dame				DNP			

Nixon's 2021 Game-by-Game Receiving Stats

Date	Opponent	No.	Yds.	TD	Long
Sept. 4	Missouri State				DNP
Sept. 11	Tulsa				DNP
Sept. 18	at Boise State				DNP
Sept. 25	Kansas State				DNP

Oct. 2	Baylor				DNP
Oct. 16	at Texas				DNP
Oct. 23	at Iowa State				DNP
Oct. 30	Kansas	1	3	0	3
Nov. 6	at West Virginia				DNP
Nov. 13	TCU	0	0	0	0
Nov. 20	at Texas Tech				DNP
Nov. 27	Oklahoma				DNP
Dec. 4	Baylor				DNP
Jan. 1	Notre Dame				DNP

Nixon's 2022 Game-by-Game Rushing Stats

Date	Opponent	No.	Gain	Loss	Net	TD	Long	Avg.
Sept. 1	Central Michigan	5	8	2	6	0	5	1.2
Sept. 10	Arizona State	1	0	0	0	0	0	0.0
Sept. 17	Ark.-Pine Bluff	3	20	0	20	0	12	6.7
Oct. 1	at Baylor	0	0	0	0	0	0	0.0
Oct. 8	Texas Tech	2	9	0	9	0	5	4.5
Oct. 15	at TCU	3	15	0	15	0	11	5.0
Oct. 22	Texas	8	67	3	64	0	51	8.0
Oct. 29	at Kansas State	8	16	5	11	0	7	1.4
Nov. 5	at Kansas	1	2	0	2	0	2	2.0
Nov. 12	Iowa State	3	5	3	2	0	4	0.7
Nov. 19	at Oklahoma	7	39	2	37	0	21	5.3
Nov. 26	West Virginia	3	9	0	9	0	4	3.0
Dec. 27	vs. Wisconsin	2	6	0	6	0	3	3.0

Nixon's 2022 Game-by-Game Receiving Stats

Date	Opponent	No.	Yds.	TD	Long
Sept. 1	Central Michigan	2	25	1	17
Sept. 10	Arizona State	0	0	0	0
Sept. 17	Ark.-Pine Bluff	1	8	0	8
Oct. 1	at Baylor	0	0	0	0
Oct. 8	Texas Tech	0	0	0	0
Oct. 15	at TCU	0	0	0	0
Oct. 22	Texas	3	6	0	6
Oct. 29	at Kansas State	2	28	0	19
Nov. 5	at Kansas	1	35	1	35
Nov. 12	Iowa State	3	28	1	14
Nov. 19	at Oklahoma	7	50	0	27
Nov. 26	West Virginia	1	10	0	10
Dec. 27	vs. Wisconsin	1	-1	0	0

Nixon's 2023 Game-by-Game Rushing Stats

Date	Opponent	No.	Gain	Loss	Net	TD	Long	Avg.
Sept. 2	Central Arkansas	6	30	3	27	0	8	4.5
Sept. 9	at Arizona State	7	45	2	43	0	34	6.1
Sept. 16	South Alabama	5	23	0	23	1	16	4.6
Sept. 23	at Iowa State	2	5	0	5	0	3	2.5
Oct. 6	Kansas State	5	16	2	14	0	6	2.8
Oct. 14	Kansas	7	46	0	46	0	25	6.6
Oct. 21	at West Virginia	0	0	0	0	0	0	0.0
Oct. 28	Cincinnati	2	0	2	-2	0	0	-1.0
Nov. 4	Oklahoma	2	0	1	-1	0	0	-0.5
Nov. 11	at UCF	6	27	5	22	0	18	3.7
Nov. 18	at Houston	5	8	4	4	0	4	0.8
Nov. 25	BYU							

Nixon's 2023 Game-by-Game Receiving Stats

Date	Opponent	No.	Yds.	TD	Long
Sept. 2	Central Arkansas	5	37	0	18
Sept. 9	at Arizona State	1	8	0	8
Sept. 16	South Alabama	2	8	0	6
Sept. 23	at Iowa State	2	60	1	60
Oct. 6	Kansas State	0	0	0	0
Oct. 14	Kansas	0	0	0	0
Oct. 21	at West Virginia	0	0	0	0
Oct. 28	Cincinnati	0	0	0	0
Nov. 4	Oklahoma	0	0	0	0
Nov. 11	at UCF	0	0	0	0
Nov. 18	at Houston	0	0	0	0
Nov. 25	BYU				

Nixon's Career Rushing Stats

Year	G	Att.	Gain	Loss	Net	Avg.	TD	Long	Avg./G
2021	2	14	122	0	122	8.7	1	63	61.0
2022	13	46	196	15	181	3.9	0	51	13.9
2023	11	47	200	19	181	3.9	1	34	16.5
Career	26	107	518	34	484	4.5	2	63	18.6

Nixon's Career Receiving Stats

Year	G	Rec.	Yds.	Avg.	TD	Long	Avg./G
2021	2	1	3	3.0	0	3	1.5
2022	13	21	189	9.0	3	35	14.5
2023	11	10	113	11.3	1	60	10.3
Career	26	32	305	9.5	4	60	11.7

Nixon's Career Kick Return Stats

Year	G	No.	Yds.	Avg.	TD	Long	Avg./G
2021	2	1	15	15.0	0	15	7.5
2022	13	14	385	27.5	1	98	29.6
2023	11	10	216	21.6	0	33	19.6
Career	26	25	616	24.6	1	98	23.7

10 Rashod Owens

Wide Receiver | 6-2 | 219 | R-Junior
San Antonio, Texas/Roosevelt

Career Highs

Receptions	10 vs. Oklahoma, 2023
Receiving Yards	136 vs. Oklahoma, 2023
Receiving Touchdowns	1, twice, last at Iowa State, 2023
Long Reception	45 vs. Kansas State, 2023

Owens' 2020 Game-by-Game Receiving Stats

Date	Opponent	No.	Yds.	TD	Long
Sept. 19	Tulsa				DNP
Sept. 26	West Virginia	2	19	0	15
Oct. 3	at Kansas				DNP
Oct. 24	Iowa State				DNP
Oct. 31	Texas				DNP
Nov. 7	at Kansas State				DNP
Nov. 21	at Oklahoma				DNP
Nov. 28	Texas Tech				DNP
Dec. 5	at TCU	0	0	0	0
Dec. 12	at Baylor	0	0	0	0
Dec. 29	vs. Miami (Fla.)	0	0	0	0

Owens' 2021 Game-by-Game Receiving Stats

Date	Opponent	No.	Yds.	TD	Long
Sept. 4	Missouri State	1	28	0	28
Sept. 11	Tulsa	0	0	0	0
Sept. 18	at Boise State	2	34	0	18
Sept. 25	Kansas State	3	49	0	18
Oct. 2	Baylor	3	53	1	32
Oct. 16	at Texas	4	27	0	12
Oct. 23	at Iowa State	3	41	0	22
Oct. 30	Kansas	0	0	0	0
Nov. 6	at West Virginia				DNP
Nov. 13	TCU				DNP
Nov. 20	at Texas Tech	0	0	0	0
Nov. 27	Oklahoma				DNP
Dec. 4	Baylor				DNP
Jan. 1	Notre Dame	1	25	0	25

Owens' 2022 Game-by-Game Receiving Stats

Date	Opponent	No.	Yds.	TD	Long
Sept. 1	Central Michigan	2	18	0	11
Sept. 10	Arizona State				DNP
Sept. 17	Ark.-Pine Bluff	0	0	0	0
Oct. 1	at Baylor	0	0	0	0
Oct. 8	Texas Tech	0	0	0	0
Oct. 15	at TCU	0	0	0	0



Select Offensive Players Game-by-Game Stats

Oct. 22	Texas	0	0	0	0
Oct. 29	at Kansas State	0	0	0	0
Nov. 5	at Kansas	0	0	0	0
Nov. 12	Iowa State	0	0	0	0
Nov. 19	at Oklahoma	2	21	0	16
Nov. 26	West Virginia	1	5	0	5
Dec. 27	vs. Wisconsin	1	41	0	41

Owen's 2023 Game-by-Game Receiving Stats

Date	Opponent	No.	Yds.	TD	Long
Sept. 2	Central Arkansas	2	17	0	9
Sept. 9	at Arizona State	0	0	0	0
Sept. 16	South Alabama	1	0	0	0
Sept. 23	at Iowa State	1	20	1	20
Oct. 6	Kansas State	5	75	0	45
Oct. 14	Kansas	9	112	0	40
Oct. 21	at West Virginia	6	40	0	12
Oct. 28	Cincinnati	3	45	0	29
Nov. 4	Oklahoma	10	136	0	31
Nov. 11	at UCF	6	85	0	21
Nov. 18	at Houston	3	65	0	36
Nov. 25	BYU				

Owens' Career Receiving Stats

Year	G	Rec.	Yds.	Avg.	TD	Long	Avg./G
2020	4	2	19	9.5	0	15	4.8
2021	10	17	257	15.1	1	32	25.7
2022	12	6	85	14.1	0	41	7.0
2023	11	46	595	12.9	1	45	54.1
Career	37	71	956	13.5	2	45	25.8

80 Brennan Presley

Wide Receiver | 5-8 | 175 | Senior
Tulsa, Okla./Bixby

Career Highs

Receptions	15 at Houston, 2023
Receiving Yards	189 at Houston, 2023
Receiving Touchdowns	3, vs. Miami, 2020
Long Reception	55, at Oklahoma, 2022
Long Rush	17, at Texas, 2021
Long Kickoff Return	100 vs. Oklahoma, 2021
Long Punt Return	23 vs. UAPB, 2022
All-Purpose Yards	199 at Houston, 2023

Presley's 2020 Game-by-Game Receiving Stats

Date	Opponent	No.	Yds.	TD	Long
Sept. 19	Tulsa	0	0	0	0
Sept. 26	West Virginia	0	0	0	0
Oct. 3	at Kansas	0	0	0	0
Oct. 24	Iowa State	0	0	0	0
Oct. 31	Texas		DNP		
Nov. 7	at Kansas State	0	0	0	0
Nov. 21	at Oklahoma	1	7	0	7
Nov. 28	Texas Tech	0	0	0	0
Dec. 5	at TCU	0	0	0	0
Dec. 12	at Baylor	0	0	0	0
Dec. 29	vs. Miami (Fla.)	6	118	3	32

Presley's 2021 Game-by-Game Receiving Stats

Date	Opponent	No.	Yds.	TD	Long
Sept. 4	Missouri State	4	68	0	33
Sept. 11	Tulsa	4	35	0	22
Sept. 18	at Boise State	1	22	0	14
Sept. 25	Kansas State	2	53	1	33
Oct. 2	Baylor	1	10	0	10
Oct. 16	at Texas	3	30	1	14
Oct. 23	at Iowa State	6	84	2	42
Oct. 30	Kansas	2	6	1	4
Nov. 6	at West Virginia	6	53	0	18

Nov. 13	TCU	6	61	0	24
Nov. 20	at Texas Tech	0	0	0	0
Nov. 27	Oklahoma	3	40	0	22
Dec. 4	Baylor	2	20	0	11
Jan. 1	Notre Dame	10	137	0	41

Presley's 2022 Game-by-Game Receiving Stats

Date	Opponent	No.	Yds.	TD	Long
Sept. 1	Central Michigan	5	83	0	42
Sept. 10	Arizona State	4	23	0	12
Sept. 17	Ark.-Pine Bluff	3	60	1	36
Oct. 1	at Baylor	8	86	0	19
Oct. 8	Texas Tech	6	62	0	23
Oct. 15	at TCU	4	39	0	17
Oct. 22	Texas	6	60	1	20
Oct. 29	at Kansas State	2	49	0	29
Nov. 5	at Kansas	7	59	0	17
Nov. 12	Iowa State	2	23	0	16
Nov. 19	at Oklahoma	9	118	0	55
Nov. 26	West Virginia	5	77	0	32
Dec. 27	vs. Wisconsin	6	74	0	41

Presley's 2023 Game-by-Game Receiving Stats

Date	Opponent	No.	Yds.	TD	Long
Sept. 2	Central Arkansas	6	54	1	28
Sept. 9	at Arizona State	4	24	1	16
Sept. 16	South Alabama	3	11	0	7
Sept. 23	at Iowa State	2	9	0	7
Oct. 6	Kansas State	4	40	0	14
Oct. 14	Kansas	8	79	1	20
Oct. 21	at West Virginia	9	62	1	29
Oct. 28	Cincinnati	3	39	1	20
Nov. 4	Oklahoma	8	97	0	26
Nov. 11	at UCF	5	52	0	21
Nov. 18	at Houston	15	189	0	27
Nov. 25	BYU				

Presley's Career Receiving Stats

Year	G	Rec.	Yds.	Avg.	TD	Long	Avg./G
2020	11	7	125	17.9	3	32	12.5
2021	14	50	619	12.3	5	42	44.2
2022	13	67	813	12.1	2	55	62.5
2023	11	67	656	9.8	5	29	59.6
Career	49	191	2,213	11.6	15	55	45.2

Presley's Career Rushing Stats

Year	G	Att.	Gain	Loss	Net	Avg.	TD	Long	Avg./G
2020	11	2	15	0	15	7.5	1	9	1.4
2021	14	5	40	4	36	7.2	1	17	2.6
2022	13	5	16	4	12	2.4	1	9	0.9
2023	11	10	35	4	31	3.1	2	8	2.8
Career	49	22	106	12	94	4.3	5	17	1.9

Presley's Career Punt Return Stats

Year	G	No.	Yds.	Avg.	TD	Long
2020	11	4	18	4.5	0	15
2021	14	16	66	4.1	0	19
2022	13	14	111	7.9	0	23
2023	11	8	35	4.4	0	14
Career	49	42	228	5.4	0	23

Presley's Career Kickoff Return Stats

Year	G	No.	Yds.	Avg.	TD	Long
2020	11	7	149	21.3	0	39
2021	14	12	392	32.7	1	100
2022	13	11	267	24.2	0	50
2023	11	11	268	24.4	0	40
Career	49	41	1,076	26.2	1	100

13 Garret Rangel

Quarterback | 6-2 | 189 | R-Freshman
Frisco, Texas/Lone Star

Career Highs

Completions	27 at Kansas, 2022
Attempts	42 vs. West Virginia, 2022
Passing Yards	304 at Kansas, 2022
Passing TD	2 (twice) vs. Kansas and Wisconsin, 2022
Long Pass	84 vs. Wisconsin, 2022
Rushes	10 at Kansas, 2022
Rushing Yards	14 at Kansas, 2022
Rushing Touchdowns	No career rushing TDs
Long Rush	10 vs. Central Arkansas, 2023
Total Offense	318 at Kansas, 2022
TDs Responsible For	2, twice, last vs. Wisconsin, 2022

Rangel's 2022 Game-by-Game Passing Stats

Date	Opponent	Cmp	Att	INT	Yds	TD	Long	Sack
Sept. 1	Central Michigan			DNP				
Sept. 10	Arizona State			DNP				
Sept. 17	Ark.-Pine Bluff	0	2	0	0	0	0	0
Oct. 1	at Baylor			DNP				
Oct. 8	Texas Tech			DNP				
Oct. 15	at TCU			DNP				
Oct. 22	Texas			DNP				
Oct. 29	at Kansas State			DNP				
Nov. 5	at Kansas	27	40	3	304	2	35	2
Nov. 12	Iowa State			DNP				
Nov. 19	at Oklahoma			DNP				
Nov. 26	West Virginia	18	42	0	178	0	43	4
Dec. 27	vs. Wisconsin	14	31	2	229	2	84	1

Rangel's 2022 Game-by-Game Rushing Stats

Date	Opponent	No.	Gain	Loss	Net	TD	Long	Avg.
Sept. 1	Central Michigan				DNP			
Sept. 10	Arizona State				DNP			
Sept. 17	Ark.-Pine Bluff	2	9	0	9	0	6	4.5
Oct. 1	at Baylor				DNP			
Oct. 8	Texas Tech				DNP			
Oct. 15	at TCU				DNP			
Oct. 22	Texas				DNP			
Oct. 29	at Kansas State				DNP			
Nov. 5	at Kansas	10	22	8	14	0	5	1.4
Nov. 12	Iowa State				DNP			
Nov. 19	at Oklahoma				DNP			
Nov. 26	West Virginia	8	1	26	-25	0	1	-3.1
Dec. 27	vs. Wisconsin	6	17	20	-3	0	7	-0.5

Rangel's 2023 Game-by-Game Passing Stats

Date	Opponent	Cmp	Att	INT	Yds	TD	Long	Sack
Sept. 2	Central Arkansas	10	15	1	118	1	30	0
Sept. 9	at Arizona State	6	9	0	46	1	16	0
Sept. 16	South Alabama	1	5	0	8	0	8	1
Sept. 23	at Iowa State				DNP			
Oct. 6	Kansas State				DNP			
Oct. 14	Kansas				DNP			
Oct. 21	at West Virginia				DNP			
Oct. 28	Cincinnati	0	0	0	0	0	0	0
Nov. 4	Oklahoma				DNP			
Nov. 11	at UCF	0	3	0	0	0	0	0
Nov. 18	at Houston				DNP			
Nov. 25	BYU							



Select Offensive Players Game-by-Game Stats

Rangel's 2023 Game-by-Game Rushing Stats

Date	Opponent	No.	Gain	Loss	Net	TD	Long	Avg.
Sept. 2	Central Arkansas	3	18	0	18	0	10	6.0
Sept. 9	at Arizona State	1	2	0	2	0	2	2.0
Sept. 16	South Alabama	2	8	7	1	0	8	0.5
Sept. 23	at Iowa State							
Oct. 6	Kansas State							
Oct. 14	Kansas							
Oct. 21	at West Virginia							
Oct. 28	Cincinnati	0	0	0	0	0	0	0.0
Nov. 4	Oklahoma							
Nov. 11	at UCF	0	0	0	0	0	0	0.0
Nov. 18	at Houston							
Nov. 25	BYU							

Rangel's Career Passing Stats

Year	G	Effic	Cmp-Att-Int	Pct	Yds	TD	Lng	Avg/G
2022	4	106.02	59-115-5	51.3	711	4	84	177.5
2023	5	112.7	17-32-1	53.1	172	2	30	34.4
Career	9	107.5	76-147-6	51.7	883	6	84	107.5

Rangel's Career Rushing Stats

Year	G	Att.	Gain	Loss	Net	Avg.	TD	Long	Avg./G
2022	4	26	49	54	-5	-0.2	0	7	-1.2
2023	5	6	28	7	21	3.5	0	10	4.2
Career	9	32	77	61	16	0.5	0	10	1.8

38 Jake Schultz

Fullback | 6-3 | 241 | R-Senior
Prague, Okla./Prague

Career Highs

Tackles	1, 5x, last at Kansas State, 2022
Receptions	1, 3x, last at Arizona State, 2023
Receiving Yards	13 vs. Central Michigan, 2022

Schultz's 2020 Game-by-Game Stats (Defense)

Date	Opp.	UT-AT-TT	TFL	Sacks	INT	PBU	QBH	FF	FR	BK
Sept. 19	Tulsa	0-0-0	0	0	0	0	0	0	0	0
Sept. 26	WVU									
Oct. 3	at Kansas	1-0-1	0	0	0	0	0	0	0	0
Oct. 24	Iowa State	0-0-0	0	0	0	0	0	0	0	0
Oct. 31	Texas	0-0-0	0	0	0	0	0	0	0	0
Nov. 7	at K-State	0-0-0	0	0	0	0	0	0	0	0
Nov. 21	at Okla.	0-0-0	0	0	0	0	0	0	0	0
Nov. 28	TTU	0-0-0	0	0	0	0	0	0	0	0
Dec. 5	at TCU	0-0-0	0	0	0	0	0	0	0	0
Dec. 12	at Baylor	1-0-1	0	0	0	0	0	0	0	0
Dec. 29	vs. UM (FL)	0-1-1	0	0	0	0	0	0	0	0

Schultz's 2021 Game-by-Game Stats (Defense)

Date	Opp.	UT-AT-TT	TFL	Sacks	INT	PBU	QBH	FF	FR	BK
Sept. 4	Missouri St.	0-0-0	0	0	0	0	0	0	0	0
Sept. 11	Tulsa	0-1-1	0	0	0	0	0	0	0	0
Sept. 18	at Boise St.	0-0-0	0	0	0	0	0	0	0	0
Sept. 25	K-State	0-0-0	0	0	0	0	0	0	0	0
Oct. 2	Baylor	0-0-0	0	0	0	0	0	0	0	0
Oct. 16	at Texas	0-0-0	0	0	0	0	0	0	0	0
Oct. 23	at Iowa St.	0-0-0	0	0	0	0	0	0	0	0
Oct. 30	Kansas	0-0-0	0	0	0	0	0	0	0	0
Nov. 6	at WVU	0-0-0	0	0	0	0	0	0	0	0
Nov. 13	TCU	0-0-0	0	0	0	0	0	0	0	0
Nov. 20	at TTU	0-0-0	0	0	0	0	0	0	0	0
Nov. 27	Oklahoma	0-0-0	0	0	0	0	0	0	0	0
Dec. 4	Baylor	0-0-0	0	0	0	0	0	0	0	0
Jan. 1	Notre Dame	0-1-1	0	0	0	0	0	0	0	0

Schultz's 2022 Game-by-Game Receiving Stats

Date	Opponent	No.	Yds.	TD	Long
Sept. 1	Central Michigan	1	13	0	13
Sept. 10	Arizona State	0	0	0	0
Sept. 17	Ark.-Pine Bluff	0	0	0	0
Oct. 1	at Baylor	0	0	0	0
Oct. 8	Texas Tech	1	3	0	3
Oct. 15	at TCU	0	0	0	0
Oct. 22	Texas	0	0	0	0
Oct. 29	at Kansas State	0	0	0	0
Nov. 5	at Kansas	0	0	0	0
Nov. 12	Iowa State	0	0	0	0
Nov. 19	at Oklahoma	0	0	0	0
Nov. 26	West Virginia				
Dec. 28	vs. Wisconsin	0	0	0	0

Schultz's 2023 Game-by-Game Receiving Stats

Date	Opponent	No.	Yds.	TD	Long
Sept. 2	Central Arkansas	0	0	0	0
Sept. 9	at Arizona State	1	6	0	6
Sept. 16	South Alabama	0	0	0	0
Sept. 23	at Iowa State	0	0	0	0
Oct. 6	Kansas State	0	0	0	0
Oct. 14	Kansas	0	0	0	0
Oct. 21	at West Virginia	0	0	0	0
Oct. 28	Cincinnati	0	0	0	0
Nov. 4	Oklahoma	0	0	0	0
Nov. 11	at UCF	0	0	0	0
Nov. 18	at Houston	0	0	0	0
Nov. 25	BYU				

Schultz's Career Defensive Stats

Year	GP	UT-AT-TT	TFL	Sacks	INT	PBU	QBH	FF	FR	BK
2020	10	2-1-3	0.0	0.0	0	0	0	0	0	0
2021	14	0-2-2	0.0	0.0	0	0	0	0	0	0
2022	13	1-0-1	0.0	0.0	0	0	0	0	0	0
2023	11	0-0-0	0.0	0.0	0	0	0	0	0	0
Career	48	3-3-6	0.0	0.0	0	0	0	0	0	0

Schultz's Career Receiving Stats

Year	G	Rec.	Yds.	Avg.	TD	Long	Avg./G
2020	10	0	0	0.0	0	0	0.0
2021	14	0	0	0.0	0	0	0.0
2022	13	2	16	8.0	0	13	1.2
2023	11	1	6	6.0	0	0	0.5
Career	48	3	22	7.3	0	13	0.5

2 Talyn Shettron

Wide Receiver | 6-2 | 195 | R-Freshman
Edmond, Okla./Santa Fe

Career Highs

Receptions	3 at West Virginia, 2023
Receiving Yards	36 at West Virginia, 2023
Receiving TDs	1 vs. UAPB, 2022
Long Reception	19 vs. Central Arkansas, 2023

Shettron's 2022 Game-by-Game Receiving Stats

Date	Opponent	No.	Yds.	TD	Long
Sept. 1	Central Michigan				
Sept. 10	Arizona State				
Sept. 17	Ark.-Pine Bluff	2	21	1	16
Oct. 1	at Baylor				
Oct. 8	Texas Tech				
Oct. 15	at TCU				
Oct. 22	Texas	0	0	0	0
Oct. 29	at Kansas State	0	0	0	0
Nov. 5	at Kansas				
Nov. 12	Iowa State				
Nov. 19	at Oklahoma				
Nov. 26	West Virginia				
Dec. 27	vs. Wisconsin	1	10	0	10

Nixon's 2023 Game-by-Game Receiving Stats

Date	Opponent	No.	Yds.	TD	Long
Sept. 2	Central Arkansas	1	19	0	19
Sept. 9	at Arizona State	1	8	0	8
Sept. 16	South Alabama	1	15	0	15
Sept. 23	at Iowa State	0	0	0	0
Oct. 6	Kansas State	0	0	0	0
Oct. 14	Kansas	0	0	0	0
Oct. 21	at West Virginia	3	36	0	16
Oct. 28	Cincinnati				
Nov. 4	Oklahoma				
Nov. 11	at UCF				
Nov. 18	at Houston				
Nov. 25	BYU				

Shettron's Career Receiving Stats

Year	G	Rec.	Yds.	Avg.	TD	Long	Avg./G
2022	4	3	31	10.3	1	16	7.7
2023	7	6	78	13.0	0	19	11.1
Career	11	9	109	12.1	1	19	9.9



Select Offensive Players Game-by-Game Stats

88 De'Zhaun Stribling

Wide Receiver | 6-3 | 205 | Junior
Kapolei, HI/Kapolei/Washington State

Career Highs

Receptions 7, 4x, last at Arizona State, 2023
Receiving Yards 93 at Utah, 2021 (at WSU)
Receiving TDs 2 vs. Colorado St., 2022 (at WSU)
Long Reception 38 vs. Oregon, 2022 (at WSU)

Stribling's 2021 Game-by-Game Receiving Stats

Date	Opponent	No.	Yds.	TD	Long
Sept. 4	Utah State	2	10	0	5
Sept. 11	Portland State	5	65	0	19
Sept. 18	Southern California	2	13	0	8
Sept. 25	at Utah	6	93	1	26
Oct. 2	at California	4	36	1	13
Oct. 9	Oregon State	3	37	0	18
Oct. 16	Stanford	2	27	1	17
Oct. 23	BYU	3	28	0	20
Oct. 30	at Arizona State	1	23	0	23
Nov. 13	at Oregon	5	51	1	17
Nov. 19	Arizona	2	18	0	14
Nov. 26	at Washington	7	57	0	13
Dec. 31	vs. Central Michigan	2	13	1	8

Stribling's 2022 Game-by-Game Receiving Stats

Date	Opponent	No.	Yds.	TD	Long
Sept. 3	Idaho	7	51	1	13
Sept. 10	at Wisconsin	3	16	0	6
Sept. 17	Colorado State	4	69	2	25
Sept. 24	Oregon	5	84	1	38
Oct. 1	California	3	66	0	32
Oct. 8	at Southern California	3	28	0	11
Oct. 15	at Oregon State	3	45	0	22
Oct. 27	Utah	4	66	1	29
Nov. 5	at Stanford	4	23	0	8
Nov. 12	Arizona State	5	64	0	18
Nov. 19	at Arizona	3	32	0	16
Nov. 26	Washington	7	58	0	17
Dec. 17	vs. Fresno State		DNP		

Stribling's 2023 Game-by-Game Receiving Stats

Date	Opponent	No.	Yds.	TD	Long
Sept. 2	Central Arkansas	4	73	0	30
Sept. 9	at Arizona State	7	65	1	20
Sept. 16	South Alabama	0	0	0	0
Sept. 23	at Iowa State	3	60	0	24
Oct. 6	Kansas State		DNP		
Oct. 14	Kansas		DNP		
Oct. 21	at West Virginia		DNP		
Oct. 28	Cincinnati		DNP		
Nov. 4	Oklahoma		DNP		
Nov. 11	at UCF		DNP		
Nov. 18	at Houston		DNP		
Nov. 25	BYU				

Stribling's Career Receiving Stats

Year	G	Rec.	Yds.	Avg.	TD	Long	Avg./G
2021(WSU)	13	44	471	10.7	5	26	36.23
2022(WSU)	12	51	602	11.8	5	38	50.17
2023	4	14	198	14.1	1	30	49.5
Career	29	109	1,271	11.7	11	38	43.8



Select Defensive Players Game-by-Game Stats

1 Xavier Benson

Linebacker | 6-2 | 224 | *R-Senior
Texarkana, Texas/Pleasant Grove/Texas Tech/Tyler JC

Career Highs

Tackles	10 at Baylor, 2022
TFL	3.0 vs. Oklahoma, 2023
Passes Broken Up	1, 3x, last vs. UCA, 2023
Sacks	1.0, twice, last vs. Oklahoma, 2023
Interceptions	No career interceptions

Benson's 2019 Game-by-Game Stats (at Texas Tech)

Date	Opp.	UT-AT-TT	TFL	Sacks	INT	PBU	QBH	FF	FR	BK
Aug. 31	Mont. St.	1-1-2	0	0	0	0	0	0	0	0
Sept. 7	UTEP	2-2-4	0	0	0	0	0	0	0	0
Sept. 14	at Arizona	2-0-2	0	0	0	0	0	0	0	0
Sept. 28	at Okla.	1-3-4	0	0	0	0	0	0	0	0
Oct. 5	Okla. St.	5-2-7	0	0	0	0	0	0	0	0
Oct. 12	at Baylor	2-3-5	0.5-1	0	0	0	0	0	0	0
Oct. 19	Iowa St.	2-0-2	0	0	0	0	0	0	0	0
Oct. 26	at Kansas	0-0-0	0	0	0	0	0	0	0	0
Nov. 9	at W. Va.	3-3-6	0.5-3	0	0	0	0	0	0	0
Nov. 16	TCU	5-3-8	2.0-7	1.0-6	0	0	0	0	0	0
Nov. 23	K-State	6-2-8	0	0	0	0	1	0	0	0
Nov. 29	at Texas	7-2-9	1.0-1	0	0	0	0	0	0	0

Benson's 2022 Game-by-Game Stats

Date	Opp.	UT-AT-TT	TFL	Sacks	INT	PBU	QBH	FF	FR	BK
Sept. 1	Cent. Mich.	2-6-8	0	0	1	0	0	0	0	0
Sept. 10	Ariz. St.	1-6-7	0.5-0	0	0	2	0	0	0	0
Sept. 17	UAPB	1-0-1	0	0	0	1	0	0	0	0
Oct. 1	at Baylor	6-4-10	0	0	0	0	0	0	0	0
Oct. 8	TTU	5-3-8	1.0-1	0	0	0	0	0	0	0
Oct. 15	at TCU	3-5-8	0.5-1	0	0	0	0	0	0	0
Oct. 22	Texas	1-3-4	0	0	0	2	0	0	0	0
Oct. 29	at K-State	1-1-2	0	0	0	0	0	0	0	0
Nov. 5	at Kansas	2-1-3	0	0	0	0	0	0	0	0
Nov. 12	Iowa State	4-3-7	1.0-1	0	0	0	0	0	0	0
Nov. 19	at Okla.	3-2-5	0	0	0	0	0	0	0	0
Nov. 26	WVU	4-3-7	1.0-1	0	1	0	0	0	0	0
Dec. 27	vs. Wisc.	3-3-6	0	0	0	3	0	0	0	0

Benson's 2023 Game-by-Game Stats

Date	Opp.	UT-AT-TT	TFL	Sacks	INT	PBU	QBH	FF	FR	BK
Sept. 2	Central Ark.	2-2-4	1.0-3	0	1	1	0	0	0	0
Sept. 9	at Ariz. St.	3-2-5	0.5-0	0	0	0	0	0	0	0
Sept. 16	South Ala.	3-2-5	0.5-1	0	0	0	0	0	0	0
Sept. 23	at Iowa St.	2-1-3	0	0	0	0	0	0	0	0
Oct. 6	K-State	2-1-3	0	0	0	0	0	0	0	0
Oct. 14	Kansas	3-3-6	0.5-4	0.5-4	0	0	0	0	0	0
Oct. 21	at WVU	2-4-6	1.0-1	0	0	0	0	0	0	0
Oct. 28	Cincinnati	1-2-3	0	0	0	2	0	0	0	0
Nov. 4	Oklahoma	6-1-7	3.0-12	1.0-4	0	1	1	1	1	0
Nov. 11	at UCF	2-4-6	0.5-1	0	0	0	0	0	1	0
Nov. 18	at Houston	2-0-2	0	0	0	0	0	0	0	0
Nov. 25	BYU									

Benson's Career FBS Stats

Year	GP	UT-AT-TT	TFL	Sacks	INT	PBU	QBH	FF	FR	BK
2018(TTU)	1	0-0-0	0.0	0.0	0	0	0	0	0	0
2019(TTU)	12	36-21-57	4.0	1.0	0	0	1	0	0	0
2020										
2021										
2022	13	36-40-76	4.0	0.0	0	2	8	0	0	0
2023	11	28-22-50	7.0	1.5	0	1	4	1	2	0
Career	37	100-83-183	15.0	2.5	0	3	13	1	2	0

2 Korie Black

Cornerback | 6-0 | 185 | Senior
Waco, Texas/Connally

Career Highs

Tackles	6 vs. Iowa State, 2022
TFL	1.0, twice, last at Arizona State, 2023
Passes Broken Up	1, 11x, last vs. Oklahoma, 2023
Sacks	No career sacks
Interceptions	1 at West Virginia, 2023

Black's 2020 Game-by-Game Stats

Date	Opp.	UT-AT-TT	TFL	Sacks	INT	PBU	QBH	FF	FR	BK
Sept. 19	Tulsa									
Sept. 26	WVU	0-0-0	0	0	0	0	0	0	0	0
Oct. 3	at Kansas	1-0-1	0	0	0	0	0	0	0	0
Oct. 24	Iowa State	1-0-1	0	0	0	0	0	0	0	0
Oct. 31	Texas	0-0-0	0	0	0	0	0	0	0	0
Nov. 7	at K-State	0-0-0	0	0	0	0	0	0	0	0
Nov. 21	at Okla.	0-0-0	0	0	0	0	0	0	0	0
Nov. 28	TTU	1-0-1	0	0	0	0	0	0	0	0
Dec. 5	at TCU	0-0-0	0	0	0	0	0	0	0	0
Dec. 12	at Baylor	0-0-0	0	0	0	0	0	0	0	0
Dec. 29	vs. UM (FL)	0-0-0	0	0	1	0	0	0	0	0

Black's 2021 Game-by-Game Stats

Date	Opp.	UT-AT-TT	TFL	Sacks	INT	PBU	QBH	FF	FR	BK
Sept. 4	Missouri St.	2-1-3	0	0	0	0	0	0	1-0	0
Sept. 11	Tulsa	1-1-2	0	0	0	0	0	0	0	0
Sept. 18	at Boise St.	1-0-1	0	0	0	0	0	0	0	0
Sept. 25	K-State	2-0-2	0	0	1	0	0	0	0	0
Oct. 2	Baylor	1-0-1	0	0	0	0	0	0	0	0
Oct. 16	at Texas	0-2-2	0	0	0	0	0	0	0	0
Oct. 23	at Iowa St.	0-0-0	0	0	0	0	0	0	0	0
Oct. 30	Kansas	0-1-1	0	0	0	0	0	0	0	0
Nov. 6	at WVU	2-0-2	0	0	0	0	0	0	1-0	0
Nov. 13	TCU	0-0-0	0	0	0	0	0	0	0	0
Nov. 20	at TTU	1-1-2	0	0	1	0	0	0	0	0
Nov. 27	Oklahoma	0-0-0	0	0	0	0	0	0	0	0
Dec. 4	Baylor	0-0-0	0	0	0	0	0	0	1-0	1
Dec. 27	vs. UND	2-1-3	0	0	0	0	0	0	0	0

Black's 2022 Game-by-Game Stats

Date	Opp.	UT-AT-TT	TFL	Sacks	INT	PBU	QBH	FF	FR	BK
Sept. 1	Cent. Mich.	3-1-4	0	0	1	0	0	0	0	0
Sept. 10	Ariz. St.	0-0-0	0	0	0	0	0	0	0	0
Sept. 17	UAPB	0-0-0	0	0	0	0	0	0	0	0
Oct. 1	at Baylor	2-2-4	0	0	0	0	0	0	0	0
Oct. 8	TTU	1-0-1	0	0	0	0	0	0	0	0
Oct. 15	at TCU	0-1-1	0	0	0	0	0	0	0	0
Oct. 22	Texas	1-0-1	0	0	0	0	0	0	0	0
Oct. 29	at K-State	1-0-1	0	0	1	0	0	0	0	0
Nov. 5	at Kansas	3-0-3	0	0	0	1	0	0	0	0
Nov. 12	Iowa State	5-1-6	0	0	1	0	1	0	0	0
Nov. 19	at Okla.	1-1-2	1.0-2	0	1	0	0	0	0	0
Nov. 26	WVU	1-0-1	0	0	0	0	0	0	0	0
Dec. 27	vs. Wisc.	0-1-1	0.5-0	0	0	0	0	0	0	0

Black's 2023 Game-by-Game Stats

Date	Opp.	UT-AT-TT	TFL	Sacks	INT	PBU	QBH	FF	FR	BK
Sept. 2	Central Ark.	3-0-3	0	0	1	0	1	0	1	1
Sept. 9	at Ariz. St.	1-1-2	1.0-3	0	0	0	0	0	0	0
Sept. 16	South Ala.	0-0-0	0	0	0	0	0	0	0	0
Sept. 23	at Iowa St.	2-0-2	0	0	0	0	0	0	0	0
Oct. 6	K-State	1-1-2	0	0	1	0	0	0	0	0
Oct. 14	Kansas	1-1-2	0	0	1	0	0	0	0	0
Oct. 21	at WVU	0-1-1	0	1-6	0	0	0	0	0	0
Oct. 28	Cincinnati	0-0-0	0	0	0	0	0	0	0	0
Nov. 4	Oklahoma	2-0-2	0	0	1	0	0	0	0	0
Nov. 11	at UCF	0-0-0	0	0	0	0	0	0	0	0
Nov. 18	at Houston	1-0-1	0	0	0	0	0	0	0	0
Nov. 25	BYU									

Black's Career Stats

Year	GP	UT-AT-TT	TFL	Sacks	INT	PBU	QBH	FF	FR	BK
2020	10	3-0-3	0.0	0.0	0	1	0	0	0	0
2021	14	12-7-19	0.0	0.0	0	2	0	0	3	1
2022	13	18-7-25	1.5	0.0	0	4	1	1	0	0
2023	11	11-4-15	1.0	0.0	1	4	0	1	0	1
Career	48	44-18-62	2.5	0.0	1	11	1	2	3	2

93 Collin Clay

Nose Tackle | 6-3 | 310 | R-Senior
Oklahoma City, Okla./Putnam City/Arkansas

Career Highs

Tackles	5 vs. Texas, 2022
TFL	1.0, 3x, last at Houston, 2023
Sacks	1.0 vs. Central Arkansas, 2023

Clay's 2019 Game-by-Game Stats (at Arkansas)

Date	Opp.	UT-AT-TT	TFL	Sacks	INT	PBU	QBH	FF	FR	BK
Aug. 31	Portland St.									
Sept. 7	at Ole Miss	0-0-0	0	0	0	0	0	0	0	0
Sept. 14	Col. St.	0-0-0	0	0	0	0	0	0	0	0
Sept. 21	SJSU	0-0-0	0	0	0	0	0	0	0	0
Sept. 28	vs. TAMU	2-1-3	0	0	0	0	0	0	0	0
Oct. 12	at Kent	1-1-2	0	0	0	0	0	0	0	0
Oct. 19	Auburn	2-1-3	0	0	0	0	0	0	0	0
Oct. 26	at Ala.	0-2-2	0	0	0	0	0	0	0	0
Nov. 2	Miss. St.	0-3-3	0.5-0	0	0	0	0	0	0	0
Nov. 9	WKU	0-0-0	0	0	0	0	0	0	0	0
Nov. 23	at LSU	0-3-3	0	0	0	0	0	0	0	0
Nov. 29	Missouri	0-1-1	0	0	0	0	0	0	0	0

Clay's 2022 Game-by-Game Stats

Date	Opp.	UT-AT-TT	TFL	Sacks	INT	PBU	QBH	FF	FR	BK
Sept. 1	Cent. Mich.	1-2-3	0.5-1	0	0	1	0	0	0	0
Sept. 10	Ariz. St.	0-0-0	0	0	0	0	0	0	0	0
Sept. 17	UAPB	0-1-1	0	0	0	1	0	0	0	0
Oct. 1	at Baylor									
Oct. 8	TTU	1-2-3	0.5-1	0	0	0	1	0	0	0
Oct. 15	at TCU	0-0-0	0	0	0	0	0	0	0	0
Oct. 22	Texas	2-3-5								



Select Defensive Players Game-by-Game Stats

5 Kendal Daniels

Safety | 6-4 | 213 | R-Sophomore
Beggs, Okla./Beggs

Career Highs

Tackles	11, 4x, last at UCF, 2023
TFL	2.0 vs. Texas Tech, 2022
Sacks	1.0, twice, last at UCF, 2023
Passes Broken Up	2, 2x, last vs. Wisconsin, 2022
Interceptions	1, 4x, last vs. Kansas, 2023

Daniels' 2022 Game-by-Game Stats

Date	Opp.	UT-AT-TT	TFL	Sacks	INT	PBU	QBH	FF	FR	BK
Sept. 1	Cen. Mich.	6-5-11	1.0-2	0	1	0	0	0	0	0
Sept. 10	Ariz. St.	1-1-2	0	0	0	0	0	0	0	0
Sept. 17	UAPB	2-1-3	0	0	0	0	0	0	0	0
Oct. 1	at Baylor	3-1-4	0.5-1	0	0	1	0	0	0	0
Oct. 8	TTU	4-1-5	2.0-8	0	1	0	0	0	0	0
Oct. 15	at TCU	3-2-5	0	0	0	0	0	0	0	0
Oct. 22	Texas	0-1-1	0.5-1	0	1-8	0	2	0	0	0
Oct. 29	at K-State	5-0-5	0	0	0	2	0	0	0	0
Nov. 5	at Kansas	8-3-11	0	0	0	0	0	0	0	0
Nov. 12	Iowa State	4-6-10	1.5-3	0	1-12	0	0	1	0	0
Nov. 19	at Okla.	5-2-7	0	0	0	0	1	0	0	0
Nov. 26	WVU	2-3-5	0	0	0	0	0	0	0	0
Dec. 27	vs. Wisc.	2-0-2	1.0-2	0	0	2	0	0	0	0

Daniels' 2023 Game-by-Game Stats

Date	Opp.	UT-AT-TT	TFL	Sacks	INT	PBU	QBH	FF	FR	BK
Sept. 2	Central Ark.	5-1-6	0	0	0	0	0	0	1	0
Sept. 9	at Ariz. St.	5-4-9	0	0	0	0	0	0	0	0
Sept. 16	South Ala.	3-3-6	1.0-9	1.0-9	0	0	0	0	0	0
Sept. 23	at Iowa St.	7-3-10	0.5-1	0	0	0	0	0	0	0
Oct. 6	K-State	5-3-8	0	0	0	0	0	0	0	0
Oct. 14	Kansas	2-5-7	0	0	1-20	0	0	0	0	0
Oct. 21	at WVU	8-3-11	1.0-4	0	0	0	1	1	0	0
Oct. 28	Cincinnati	4-3-7	1.0-3	0	0	0	0	0	0	0
Nov. 4	Oklahoma	2-2-4	0	0	0	0	0	0	0	0
Nov. 11	at UCF	6-5-11	1.0-8	1.0-8	0	0	0	0	0	0
Nov. 18	at Houston	3-1-4	0	0	0	0	0	0	0	0
Nov. 25	BYU									

Daniels' Career Stats

Year	GP	UT-AT-TT	TFL	Sacks	INT	PBU	QBH	FF	FR	BK
2021	3	0-0-0	0.0	0.0	0	0	0	0	0	0
2022	13	45-26-71	6.5	0.0	3	5	4	1	0	0
2023	11	50-33-83	4.5	2.0	1	0	0	1	2	0
Career	27	95-59-154	11.0	2.0	4	5	4	2	2	0

7 Cameron Epps

Safety | 6-3 | 208 | R-Freshman
St. Louis, Mo./Chaminade

Career Highs

Tackles	10 at Iowa State, 2023
TFL	No career TFL
Passes Broken Up	2 vs. Kansas State, 2023
Interceptions	2 vs. Kansas State, 2023

Epps' 2022 Game-by-Game Stats

Date	Opp.	UT-AT-TT	TFL	Sacks	INT	PBU	QBH	FF	FR	BK
Sept. 1	Cen. Mich.	0-0-0	0	0	0	0	0	0	0	0
Sept. 17	UAPB	1-0-1	0	0	0	0	0	0	0	0
Oct. 22	Texas	1-1-2	0	0	0	0	0	0	0	0
Oct. 29	at K-State	0-0-0	0	0	0	0	0	0	0	0

Epps' 2023 Game-by-Game Stats

Date	Opp.	UT-AT-TT	TFL	Sacks	INT	PBU	QBH	FF	FR	BK
Sept. 2	Central Ark.	0-1-1	0	0	0	0	0	0	0	0
Sept. 9	at Ariz. St.	1-1-2	0	0	0	0	0	0	0	0
Sept. 16	South Ala.	1-0-1	0	0	0	0	0	0	0	0
Sept. 23	at Iowa St.	6-4-10	0	0	0	1	0	0	0	0
Oct. 6	K-State	2-3-5	0	0	2-35	2	0	0	0	0
Oct. 14	Kansas	6-1-7	0	0	0	0	0	0	0	0
Oct. 21	at WVU	1-0-1	0	0	0	0	0	0	0	0
Oct. 28	Cincinnati	2-0-2	0	0	1-16	1	0	0	0	0
Nov. 4	Oklahoma	3-1-4	0	0	0	0	0	0	0	0
Nov. 11	at UCF	0-1-1	0	0	0	0	0	0	0	0
Nov. 18	at Houston	0-0-0	0	0	0	0	0	0	0	0
Nov. 25	BYU									

Epps' Career Stats

Year	GP	UT-AT-TT	TFL	Sacks	INT	PBU	QBH	FF	FR	BK
2022	4	2-1-3	0.0	0.0	0	0	0	0	0	0
2023	11	22-12-34	0.0	0.0	3	4	0	0	0	0
Career	15	24-13-37	0.0	0.0	3	4	0	0	0	0

27 Raymond Gay II

Safety | 5-10 | 180 | R-Sophomore
Red Oak, Texas/Red Oak

Career Highs

Tackles	3 vs. UAPB, 2022
TFL	No career TFL
Passes Broken Up	No career PBU
Interceptions	No career interceptions

Gay's 2022 Game-by-Game Stats

Date	Opp.	UT-AT-TT	TFL	Sacks	INT	PBU	QBH	FF	FR	BK
Sept. 1	Cen. Mich.	1-0-1	0	0	0	0	0	0	0	0
Sept. 10	Ariz. St.	0-1-1	0	0	0	0	0	0	0	0
Sept. 17	UAPB	1-2-3	0	0	0	0	0	0	0	0
Oct. 1	at Baylor			DNP						
Oct. 8	TTU			DNP						
Oct. 15	at TCU	0-0-0	0	0	0	0	0	0	0	0
Oct. 22	Texas	0-0-0	0	0	0	0	0	0	0	0
Oct. 29	at K-State			DNP						
Nov. 5	at Kansas			DNP						
Nov. 12	Iowa State	0-0-0	0	0	0	0	0	0	0	0
Nov. 19	at Okla.	0-0-0	0	0	0	0	0	0	0	0
Nov. 26	WVU	0-1-1	0	0	0	0	0	0	0	0
Dec. 27	vs. Wisc.	0-1-1	0	0	0	0	0	0	0	0

Gay's 2023 Game-by-Game Stats

Date	Opp.	UT-AT-TT	TFL	Sacks	INT	PBU	QBH	FF	FR	BK
Sept. 2	Central Ark.	0-0-0	0	0	0	0	0	0	0	0
Sept. 9	at Ariz. St.	0-0-0	0	0	0	0	0	0	0	0
Sept. 16	South Ala.	0-0-0	0	0	0	0	0	0	0	0
Sept. 23	at Iowa St.	0-0-0	0	0	0	0	0	0	0	0
Oct. 6	K-State	0-0-0	0	0	0	0	0	0	0	0
Oct. 14	Kansas	0-0-0	0	0	0	0	0	0	0	0
Oct. 21	at WVU	0-0-0	0	0	0	0	0	0	0	0
Oct. 28	Cincinnati	2-0-2	0	0	0	0	0	0	0	0
Nov. 4	Oklahoma	0-0-0	0	0	0	0	0	0	0	0
Nov. 11	at UCF			DNP						
Nov. 18	at Houston	0-0-0	0	0	0	0	0	0	0	0
Nov. 25	BYU									

Gay's Career Stats

Year	GP	UT-AT-TT	TFL	Sacks	INT	PBU	QBH	FF	FR	BK
2021	3	0-0-0	0.0	0.0	0	0	0	0	0	0
2022	9	2-5-7	0.0	0.0	0	0	0	0	0	0
2023	10	2-0-2	0.0	0.0	0	0	0	0	0	0
Career	22	4-5-9	0.0	0.0	0	0	0	0	0	0

94 Anthony Goodlow

Defensive End | 6-5 | 283 | *R-Senior
Del City, Okla./Del City/Tulsa

Career Highs

Tackles	9 vs. Tulane, 2020 (at Tulsa)
TFL	2.0 at Navy, 2022 (at Tulsa)
Sacks	1.5 at SMU, 2021 (at Tulsa)
PBU	3, 3x, last vs. USF, 2022 (at Tulsa)

Goodlow's 2019 Game-by-Game Stats (at Tulsa)

Date	Opp.	UT-AT-TT	TFL	Sacks	INT	PBU	QBH	FF	FR	BK
Aug. 30	at Mich. St.	0-2-2	0.0	0.0	0	0	0	0	0	0
Sept. 7	at SJSU	0-2-2	0.0	0.0	0	0	0	0	0	0
Sept. 14	Okla. St.	0-0-0	0.0	0.0	0	0	0	0	0	0
Sept. 21	Wyoming	0-0-0	0.0	0.0	0	0	0	0	0	0
Oct. 5	at SMU	0-0-0	0.0	0.0	0	0	0	0	0	0
Oct. 12	Navy	1-0-1	0.0	0.0	0	0	0	0	0	0
Oct. 19	at Cinc.	0-1-1	0.0	0.0	0	0	0	0	0	0
Oct. 26	Memphis	0-0-0	0.0	0.0	0	0	0	0	0	0
Nov. 2	at Tulane	0-0-0	0.0	0.0	0	0	0	0	0	0
Nov. 8	UCF	1-1-2	0.0	0.0	0	0	0	0	0	0
Nov. 23	Houston	0-0-0	0.0	0.0	0	0	0	0	0	0
Nov. 30	at ECU	0-1-1	0.0	0.0	0	0	0	0	0	0

Goodlow's 2020 Game-by-Game Stats (at Tulsa)

Date	Opp.	UT-AT-TT	TFL	Sacks	INT	PBU	QBH	FF	FR	BK
Sept. 19	at Okla. St.	3-1-4	1.0-4	1.0-4	0	0	0	0	0	0
Oct. 3	at UCF	1-0-1	1.0-3	1.0-3	0	1	0	0	0	0
Oct. 23	at USF	1-1-2	1.0-2	0.0	0	0	0	0	0	0
Oct. 30	ECU	1-3-4	0.5-0	0.0	0	0	0	0	0	0
Nov. 14	SMU	3-2-5	1.0-9	1.0-9	0	0	0	0	0	0
Nov. 19	Tulane	4-5-9	0.0	0.0	0	0	0	0	0	0
Dec. 5	at Navy	2-0-2	0.0	0.0	0	0	0	1	0	0
Dec. 19	at Cinc.	2-2-4	0.0	0.0	0	0	0	0	0	0
Dec. 31	vs. Miss. St.	1-0-1	1.0-4	1.0-4	0	0	0	0	0	0

Goodlow's 2021 Game-by-Game Stats (at Tulsa)

Date	Opp.	UT-AT-TT	TFL	Sacks	INT	PBU	QBH	FF	FR	BK
Sept. 2	UC Davis	0-0-0	0.0	0.0	0	0	0	0	0	0
Sept. 11	at Okla. St.	1-3-4	1.0-10	1.0-10	0	0	0	0	0	0
Sept. 18	at Ohio St.	0-1-1	0.0	0.0	0	0	0	0	1	0
Sept. 25	Ark. St.	1-0-1	1.0-1	1.0-1	0	0	0	0	0	0
Oct. 1	Houston	0-2-2	0.5-0	0.0	0	0	0	0	0	0
Oct. 9	Memphis	1-3-4	1.0-5	0.5-5	0	1	0	0	0	0
Oct. 16	at USF	2-0-2	0.0	0.0	0	0	0	0	0	0
Oct. 29	Navy	2-0-2	0.0	0.0	0	0	0	0	0	0
Nov. 6	at Cinc.	1-2-3	1.0-3	1.0-3	0	0	0	0	0	0
Nov. 13	at Tulane	1-1-2	0.0	0.0	0	0	0	0	0	0
Nov. 20	Temple	1-1-2	1.0-4	1.0-4	0	0	0	0	0	0
Nov. 27	at SMU	3-1-4	1.5-10	1.5-10	0	0	0	0	0	0



Select Defensive Players Game-by-Game Stats

Goodlow's 2023 Game-by-Game Stats

Date	Opp.	UT-AT-TT	TFL	Sacks	INT	PBU	QBH	FF	FR	BK
Sept. 2	Central Ark.	0-0-0	0.0	0.0	0	0	0	0	0	0
Sept. 9	at Ariz. St.	2-1-3	1.0-5	1.0-5	0	0	0	0	0	0
Sept. 16	South Ala.	1-3-4	0.0	0.0	0	0	0	0	0	0
Sept. 23	at Iowa St.	2-1-3	0.5-1	0.0	0	0	0	0	0	0
Oct. 6	K-State	1-2-3	0	0.0	0	0	0	0	0	0
Oct. 14	Kansas	2-2-4	1.5-5	0.0	0	0	0	0	0	0
Oct. 21	at WVU	1-2-3	1.0-1	0.0	0	0	0	0	0	0
Oct. 28	Cincinnati	3-3-6	0	0	0	0	0	0	0	0
Nov. 4	Oklahoma	1-2-3	1.0-3	1.0-3	0	0	0	0	0	0
Nov. 11	at UCF	0-3-3	0.5-1	0	0	0	0	0	0	0
Nov. 18	at Houston	1-2-3	0	0	0	0	0	0	0	0
Nov. 25	BYU									

Goodlow's Career Stats

Year	GP	UT-AT-TT	TFL	Sacks	INT	PBU	QBH	FF	FR	BK
2018(TU)	2	0-0-0	0.0	0.0	0	0	0	0	0	0
2019(TU)	12	2-7-9	0.0	0.0	0	0	0	0	0	0
2020(TU)	9	18-14-32	5.5	4.0	0	1	0	1	0	0
2021(TU)	13	13-15-28	7.0	6.0	0	0	2	0	1	0
2022(TU)	12	24-20-44	8.0	2.0	0	2	4	0	0	0
2023	11	14-21-35	4.5	2.0	0	0	0	0	0	0
Career	59	71-77-148	25.0	14.0	0	3	6	1	1	0

23 Kenneth Harris

Cornerback | 6-0 | 193 | Senior
Columbia, La./Caldwell Parish/Arkansas State

Career Highs

Tackles 8 vs. South Alabama, 2020 (at ASU)
TFL 1.0, 4x, last at Texas State, 2022 (at ASU)
Sacks No career sacks
Passes Broken Up 2, 6x, last vs. UMass, 2022 (at ASU)
Interceptions 1, 3x, last at USM, 2022 (at ASU)

Harris' 2020 Game-by-Game Stats (at Arkansas State)

Date	Opp.	UT-AT-TT	TFL	Sacks	INT	PBU	QBH	FF	FR	BK
Sept. 5	at Memphis	0-0-0	0.0	0.0	0	0	0	0	0	0
Sept. 12	at K-State	1-0-1	0.0	0.0	0	2	0	0	0	0
Oct. 3	at CCU	1-0-1	0.0	0.0	0	0	0	0	0	0
Oct. 10	C. Ark.	3-0-3	0.0	0.0	0	1	0	0	0	0
Oct. 15	Georgia St.	1-0-1	0.0	0.0	0	1	0	0	0	0
Oct. 22	at App St.	5-0-5	0.0	0.0	0	0	0	0	0	0
Nov. 7	at Louisiana	0-0-0	0.0	0.0	0	0	0	0	0	0
Nov. 21	at Texas St.	2-0-2	0.0	0.0	0	0	0	0	0	0
Nov. 28	S. Ala.	5-3-8	0.0	0.0	0	1	0	0	0	0
Dec. 5	ULM	2-1-3	0.0	0.0	0	1	0	0	0	0

Harris' 2021 Game-by-Game Stats (at Arkansas State)

Date	Opp.	UT-AT-TT	TFL	Sacks	INT	PBU	QBH	FF	FR	BK
Sept. 25	at Tulsa	1-1-2	0.0	0.0	0	0	0	0	0	0
Oct. 2	at Ga. S.	0-0-0	0.0	0.0	0	0	0	0	0	0
Oct. 7	CCU	0-0-0	0.0	0.0	0	0	0	0	0	0
Oct. 21	Louisiana	0-0-0	0.0	0.0	1-35	0	0	0	0	0
Oct. 30	at S. Ala.	4-0-4	0.0	0.0	1-6	0	0	0	0	0
Nov. 6	App St.	0-1-1	0.0	0.0	0	2	0	0	0	0
Nov. 13	at ULM	2-0-2	0.0	0.0	0	1	0	0	0	0
Nov. 20	at Ga. St.	1-0-1	0.0	0.0	0	2	0	0	0	0
Nov. 27	Texas St.	1-0-1	0.0	0.0	0	1	0	0	0	0

Harris' 2022 Game-by-Game Stats (at Arkansas State)

Date	Opp.	UT-AT-TT	TFL	Sacks	INT	PBU	QBH	FF	FR	BK
Sept. 3	Grambling	1-0-1	0.0	0.0	0	2	0	0	0	0
Sept. 10	at Ohio St.	5-0-5	1.0-2	0.0	0	1	0	0	0	0
Sept. 17	at Memphis	3-0-3	0.0	0.0	0	0	0	0	0	0
Sept. 24	at ODU	3-1-4	0.5-1	0.0	0	1	0	0	0	0
Oct. 1	ULM	1-0-1	0.0	0.0	0	0	0	0	0	0
Oct. 8	JMU	3-0-3	1.0-2	0.0	0	2	0	0	0	0
Oct. 15	at USM	0-0-0	0.0	0.0	1-4	0	0	0	0	0

Oct. 22	at Louisiana	3-0-3	0.0	0.0	0	0	0	0	0	0
Oct. 29	S. Ala.	3-1-4	0.0	0.0	0	0	0	0	0	0
Nov. 12	UMass	5-2-7	1.0-3	0.0	0	2	0	0	0	0
Nov. 19	at Texas St.	1-0-1	1.0-2	0.0	0	1	0	0	0	0
Nov. 26	Troy	1-3-4	0.0	0.0	0	1	0	0	0	0

Harris' 2023 Game-by-Game Stats

Date	Opp.	UT-AT-TT	TFL	Sacks	INT	PBU	QBH	FF	FR	BK
Sept. 2	Central Ark.	1-0-1	0	0	0	0	0	0	0	0
Sept. 9	at Ariz. St.	0-0-0	0	0	0	0	0	0	0	0
Sept. 16	South Ala.	0-0-0	0	0	0	0	0	0	0	0
Sept. 23	at Iowa St.	0-0-0	0	0	0	0	0	0	0	0
Oct. 6	K-State			DNP						
Oct. 14	Kansas			DNP						
Oct. 21	at WVU			DNP						
Oct. 28	Cincinnati			DNP						
Nov. 4	Oklahoma			DNP						
Nov. 11	at UCF			DNP						
Nov. 18	at Houston			DNP						
Nov. 25	BYU									

Harris' Career Stats

Year	GP	UT-AT-TT	TFL	Sacks	INT	PBU	QBH	FF	FR	BK
2020(ASU)	10	20-4-24	0.0	0.0	0	6	0	0	0	0
2021(ASU)	9	9-2-11	0.0	0.0	2	6	0	0	0	0
2022(ASU)	12	29-7-36	4.5	0.0	1	10	0	0	0	0
2023	4	1-0-1	0.0	0.0	0	0	0	0	0	0
Career	35	59-13-72	4.5	0.0	3	22	0	0	0	0

29 Hudson Kaak

Punter | 6-1 | 222 | Freshman
Seymour, Victoria, Australia/ProKick Australia

Career Highs

Most Punts 8 at Iowa State, 2023
Most Punts Inside 20 2, 4x, last at Houston, 2023
Most 50+ yd punts 1 at Iowa State, 2023
Longest Punt 51 at Iowa State, 2023

Kaak's 2023 Game-by-Game Punting Stats

Date	Opponent	No.	Yds	Avg.	Long	TB	In20	50+
Sept. 2	Central Ark.	2	66	33.0	37	2	0	0
Sept. 9	at Ariz. St.	2	80	40.0	42	2	0	0
Sept. 16	South Ala.	1	37	37.0	37	1	0	0
Sept. 23	at Iowa St.	8	344	43.0	51	1	0	1
Oct. 6	K-State			DNP				
Oct. 14	Kansas	1	27	27.0	27	1	0	0
Oct. 21	at WVU	2	91	45.5	46	1	0	0
Oct. 28	Cincinnati	1	34	34.0	34	1	0	0
Nov. 4	Oklahoma	2	91	45.5	47	1	0	0
Nov. 11	at UCF	6	240	40.0	45	2	0	0
Nov. 18	at Houston	2	81	40.5	45	2	0	0
Nov. 25	BYU							

Kaak's Career Punting Stats

Year	GP	No.	Yards	Avg.	Long	TB	FC	In20	50+	
2023	10	27	1,091	40.4	51	0	11	14	1	0
Career	10	27	1,091	40.4	51	0	11	14	1	0

71 Aden Kelley

Nose Tackle | 6-2 | 295 | R-Sophomore
Thomas, Okla./Thomas-Fay-Custer

Career Highs

Tackles 4 vs. UAPB, 2022
TFL 1.0 vs. UAPB, 2022
Sacks No career sacks

Kelley's 2021 Game-by-Game Stats

Date	Opp.	UT-AT-TT	TFL	Sacks	INT	PBU	QBH	FF	FR	BK
Sept. 4	Missouri St.	0-1-1	0	0	0	0	0	0	0	0
Oct. 30	Kansas	0-0-0	0	0	0	0	0	0	0	0

Kelley's 2022 Game-by-Game Stats

Date	Opp.	UT-AT-TT	TFL	Sacks	INT	PBU	QBH	FF	FR	BK
Sept. 1	Cent. Mich.			DNP						
Sept. 10	Ariz. St.			DNP						
Sept. 17	UAPB	4-0-4	1.0-1	0	0	0	0	0	0	0
Oct. 1	at Baylor			DNP						
Oct. 8	TTU			DNP						
Oct. 15	at TCU			DNP						
Oct. 22	Texas			DNP						
Oct. 29	at K-State	0-0-0	0	0	0	0	0	0	0	0
Nov. 5	at Kansas			DNP						
Nov. 12	Iowa State	0-0-0	0	0	0	0	0	0	0	0
Nov. 19	at Okla.	0-0-0	0	0	0	0	0	0	0	0
Nov. 26	WVU	0-0-0	0	0	0	0	0	0	0	0
Dec. 27	vs. Wisc.	0-0-0	0	0	0	0	0	0	0	0

Kelley's 2023 Game-by-Game Stats

Date	Opp.	UT-AT-TT	TFL	Sacks	INT	PBU	QBH	FF	FR	BK
Sept. 2	Central Ark.	0-0-0	0	0	0	0	0	0	0	0
Sept. 9	at Ariz. St.	0-0-0	0	0	0	0	0	0	0	0
Sept. 16	South Ala.	0-0-0	0	0	0	0	0	0	0	0
Sept. 23	at Iowa St.	0-0-0	0	0	0	0	0	0	0	0
Oct. 6	K-State	0-0-0	0	0	0	0	0	0	0	0
Oct. 14	Kansas	0-0-0	0	0	0	0	0	0	0	0
Oct. 21	at WVU	0-0-0	0	0	0	0	0	0	0	0
Oct. 28	Cincinnati	0-0-0	0	0	0	0	0	0	0	0
Nov. 4	Oklahoma	0-0-0	0	0	0	0	0	0	0	0
Nov. 11	at UCF	1-0-1	0	0	0	0	0	0	0	0
Nov. 18	at Houston			DNP						
Nov. 25	BYU									

Kelley's Career Stats

Year	GP	UT-AT-TT	TFL	Sacks	INT	PBU	QBH	FF	FR	BK
2021	2	0-1-1	0.0	0.0	0	0	0	0	0	0
2022	6	4-0-4	1.0	0.0	0	0	0	0	0	0
2023	10	1-0-1	0.0	0.0	0	0	0	0	0	0
Career	18	5-1-6	1.0	0.0	0	0	0	0	0	0

92 Nathan Latu

Defensive End | 6-4 | 265 | *R-Senior
Salt Lake City, Utah/Olympus/Snow College

Career Highs

Tackles 6 vs. Central Arkansas, 2023
TFL 1.5 vs. Central Arkansas, 2023
Sacks 1.5 vs. Central Arkansas, 2023

Latu's 2021 Game-by-Game Stats



Select Defensive Players Game-by-Game Stats

Latu's 2022 Game-by-Game Stats

Date	Opp.	UT-AT-TT	TFL	Sacks	INT	PBU	QBH	FF	FR	BK
Sept. 1	Cen. Mich.	0-2-2	0.5-1	0	0	0	0	0	0	0
Sept. 10	Ariz. St.	0-0-0	0	0	0	0	0	0	0	0
Sept. 17	UAPB	1-2-3	1.0-4	0	0	1	0	0	0	0
Oct. 1	at Baylor		DNP							
Oct. 8	TTU	0-1-1	0	0	0	0	0	0	0	0
Oct. 15	at TCU	0-0-0	0	0	0	0	0	0	0	0
Oct. 22	Texas	0-0-0	0	0	0	0	0	0	0	0
Oct. 29	at K-State		DNP							
Nov. 5	at Kansas	0-2-2	0	0	0	0	0	0	0	0
Nov. 12	Iowa State	1-0-1	1.0-7	0	0	0	0	1	0	0
Nov. 19	at Okla.	2-0-2	1.0-3	0	0	0	0	0	0	0
Nov. 26	WVU		DNP							
Dec. 27	vs. Wisc.	2-1-3	1.0-9	0	0	1	0	0	0	0

Latu's 2023 Game-by-Game Stats

Date	Opp.	UT-AT-TT	TFL	Sacks	INT	PBU	QBH	FF	FR	BK
Sept. 2	Central Ark.	3-3-6	1.5-7	1.5-7	0	0	0	0	0	0
Sept. 9	at Ariz. St.	1-2-3	0.5-2	0.5	0	0	1	0	0	0
Sept. 16	South Ala.	2-2-4	0	0	0	0	0	0	0	0
Sept. 23	at Iowa St.	0-2-2	1.0-2	0	0	0	0	0	0	0
Oct. 6	K-State	0-1-1	0	0	0	0	0	0	0	0
Oct. 14	Kansas	0-1-1	0	0	0	0	0	0	0	0
Oct. 21	at WVU	0-0-0	0	0	0	0	0	0	0	0
Oct. 28	Cincinnati	1-0-1	0	0	0	0	0	1	0	0
Nov. 4	Oklahoma	0-1-1	0	0	0	0	0	0	0	0
Nov. 11	at UCF	2-2-4	1.0-2	0	0	0	0	0	0	0
Nov. 18	at Houston	0-0-0	0	0	0	0	1	0	0	0
Nov. 25	BYU									

Latu's Career Stats

Year	GP	UT-AT-TT	TFL	Sacks	INT	PBU	QBH	FF	FR	BK
2021	7	1-0-1	1.0	0.0	0	0	1	0	0	0
2022	10	6-8-14	4.5	4.0	0	0	2	0	1	0
2023	11	9-14-23	4.0	2.0	0	0	2	1	0	0
Career	28	17-21-38	9.5	6.0	0	0	5	1	1	0

4 Nickolas Martin

Linebacker | 6-0 | 215 | R-Sophomore
Texarkana, Texas/Pleasant Grove

Career Highs

Tackles	17, twice, last at West Virginia, 2023
TFL	3.0 at Houston, 2023
Sacks	1.0, 6x, last at Houston, 2023
Interceptions	1 vs. Kansas State, 2023

Martin's 2021 Game-by-Game Stats

Date	Opp.	UT-AT-TT	TFL	Sacks	INT	PBU	QBH	FF	FR	BK
Sept. 4	Missouri St.		DNP							
Sept. 11	Tulsa	0-0-0	0.0	0	0	0	0	0	0	0
Sept. 18	at Boise St.	1-0-1	0.0	0	0	0	0	0	0	0
Sept. 25	K-State	0-0-0	0.0	0	0	0	0	0	0	0
Oct. 2	Baylor		DNP							
Oct. 16	at Texas		DNP							
Oct. 23	at Iowa St.		DNP							
Oct. 30	Kansas		DNP							
Nov. 6	at WVU		DNP							
Nov. 13	TCU		DNP							
Nov. 20	at TTU		DNP							
Nov. 27	Oklahoma		DNP							
Dec. 4	Baylor		DNP							
Dec. 27	vs. UND		DNP							

Martin's 2022 Game-by-Game Stats

Date	Opp.	UT-AT-TT	TFL	Sacks	INT	PBU	QBH	FF	FR	BK
Sept. 1	Cen. Mich.	0-0-0	0.0	0.0	0	0	0	0	0	0
Sept. 10	Ariz. St.	0-1-1	0.0	0.0	0	0	0	0	0	0
Sept. 17	UAPB	0-2-2	0.0	0.0	0	0	0	0	0	0
Oct. 1	at Baylor	0-0-0	0.0	0.0	0	0	0	0	0	0
Oct. 8	TTU	1-2-3	0.0	0.0	0	0	0	0	0	0
Oct. 15	at TCU	2-0-2	0.0	0.0	0	0	0	0	0	0
Oct. 22	Texas	1-0-1	0.0	0.0	0	0	0	0	0	0
Oct. 29	at K-State	1-0-1	0.0	0.0	0	0	0	0	0	0
Nov. 5	at Kansas	0-0-0	0.0	0.0	0	0	0	0	0	0
Nov. 12	Iowa State	2-0-2	0.0	0.0	0	0	0	0	0	0
Nov. 19	at Okla.	0-0-0	0.0	0.0	0	0	0	0	0	0
Nov. 26	WVU	2-0-2	0.0	0.0	0	0	0	0	0	0
Dec. 27	vs. Wisc.	1-0-1	0.0	0.0	0	0	0	0	0	0

Martin's 2023 Game-by-Game Stats

Date	Opp.	UT-AT-TT	TFL	Sacks	INT	PBU	QBH	FF	FR	BK
Sept. 2	Central Ark.	3-0-3	2.0-3	1.0-1	0	0	0	0	0	0
Sept. 9	at Ariz. St.	5-5-10	1.0-1	1.0-1	0	0	1	0	0	0
Sept. 16	South Ala.	3-5-8	0.5-1	0	0	0	0	0	0	0
Sept. 23	at Iowa St.	4-3-7	0.5-1	0	0	0	1	0	0	0
Oct. 6	K-State	10-7-17	2.5-3	1.0-1	1-13	0	0	0	0	0
Oct. 14	Kansas	1-8-9	1.5-5	1.0-1	0	0	1	1	0	0
Oct. 21	at WVU	10-7-17	1.5-2	0	0	0	1	0	0	0
Oct. 28	Cincinnati	4-8-12	2.0-10.0-9	0	0	1	0	0	0	0
Nov. 4	Oklahoma	6-3-9	0	0	0	0	1	0	0	0
Nov. 11	at UCF	6-2-8	0	0	0	0	0	0	0	0
Nov. 18	at Houston	11-1-12	3.0-13.1-10	0	1	0	0	0	0	0
Nov. 25	BYU									

Martin's Career Stats

Year	GP	UT-AT-TT	TFL	Sacks	INT	PBU	QBH	FF	FR	BK
2021	3	1-0-1	0.0	0.0	0	0	0	0	0	0
2022	13	10-5-15	0.0	0.0	0	0	0	0	0	0
2023	11	63-49-112	14.5	6.0	1	0	7	1	0	0
Career	27	74-54-128	14.5	6.0	1	0	7	1	0	0

30 Collin Oliver

Linebacker | 6-2 | 235 | Junior
Oklahoma City, Okla./Edmond Santa Fe

Career Highs

Tackles	10, twice, last at West Virginia, 2023
TFL	3.0 vs. Baylor, 2021
Sacks	2.5 vs. Kansas, 2023
Passes Broken Up	2 vs. Kansas, 2023

Oliver's 2021 Game-by-Game Stats

Date	Opp.	UT-AT-TT	TFL	Sacks	INT	PBU	QBH	FF	FR	BK
Sept. 4	Missouri St.	0-1-1	0.5-5	0.5-0	0	0	0	0	0	0
Sept. 11	Tulsa	1-1-2	0	0	0	0	0	0	0	0
Sept. 18	at Boise St.	2-1-3	1	0	0	0	0	0	0	0
Sept. 25	K-State	0-2-2	0	0	0	0	0	0	0	0
Oct. 2	Baylor	5-1-6	3.0-8	2.0-7	0	3	0	0	0	0
Oct. 16	at Texas	2-0-2	2.0-8	1.0-4	0	1	0	0	0	0
Oct. 23	at Iowa St.	1-1-2	1.0-8	1.0-8	0	0	0	0	0	0
Oct. 30	Kansas	1-0-1	0	0	0	0	0	0	0	0
Nov. 6	at WVU	1-0-1	1.0-6	1.0-6	0	0	0	0	0	0
Nov. 13	TCU	1-0-1	1.0-5	1.0-5	0	0	0	0	0	0
Nov. 20	at TTU	2-0-2	1.0-2	1.0-2	0	0	0	0	0	0
Nov. 27	Oklahoma	2-0-2	2.0-11	2.0-11	0	0	0	0	0	0
Dec. 4	Baylor	2-1-3	2.5-29	2.0-28	0	0	1	0	0	0
Jan. 1	Notre Dame	0-1-1	0.5-0	0	0	0	1	0	0	0

Oliver's 2022 Game-by-Game Stats

Date	Opp.	UT-AT-TT	TFL	Sacks	INT	PBU	QBH	FF	FR	BK
Sept. 1	Cen. Mich.	2-0-2	1.0-4	1.0-4	0	0	0	0	0	0
Sept. 10	Ariz. St.	4-0-4	1.0-8	1.0-8	0	0	0	0	0	0
Sept. 17	UAPB	0-0-0	0	0	0	0	2	0	0	0
Oct. 1	at Baylor	1-0-1	1.0-6	1.0-6	0	1	0	0	0	0
Oct. 8	TTU	2-2-4	1.5-2	0	0	0	2	0	0	0
Oct. 15	at TCU	2-0-2	0	0	0	0	2	0	0	0
Oct. 22	Texas	0-1-1	0	0	0	0	3	0	0	0
Oct. 29	at K-State	1-0-1	0	0	0	0	0	0	0	0
Nov. 5	at Kansas	1-2-3	1.0-2	0	0	0	0	0	0	0
Nov. 12	Iowa State	2-1-3	2.0-21	2.0-21	0	0	1	0	0	0
Nov. 19	at Okla.	3-1-4	0	0	0	1	0	0	0	0
Nov. 26	WVU	1-1-2	0	0	0	0	1	0	0	0
Dec. 27	vs. Wisc.	0-1-1	0	0	0	0	0	0	0	0

Oliver's 2023 Game-by-Game Stats

Date	Opp.	UT-AT-TT	TFL	Sacks	INT	PBU	QBH	FF	FR	BK
Sept. 2	Central Ark.	2-1-3	0	0	0	0	0	0	0	0
Sept. 9	at Ariz. St.	4-3-7	2.0-4	0	0	1	0	1	0	0
Sept. 16	South Ala.	5-5-10	1.0-14	1.0-14	0	1	0	1	0	0
Sept. 23	at Iowa St.	5-0-5	2.0-3	0	0	0	0	0	0	0
Oct. 6	K-State	0-3-3	0	0	0	1	2	0	0	0
Oct. 14	Kansas	4-3-7	2.5-22	2.5-22	0	2	0	1	0	0
Oct. 21	at WVU	4-6-10	1.0-2	0.5-2	0	0	0	0	0	0
Oct. 28	Cincinnati	4-3-7	1.0-1	0	0	0	2	0	1	0
Nov. 4	Oklahoma	3-1-4	0	0	0	0	1	0	0	0
Nov. 11	at UCF	3-1-4	2.0-6	1.0-2	0	0	2	1	0	0
Nov. 18	at Houston	4-0-4	2.0-11	1.0-8	0	1	0	0	0	0
Nov. 25	BYU									

Oliver's Career Stats

Year	GP	UT-AT-TT	TFL	Sacks	INT	PBU	QBH	FF	FR	BK
2021	14	20-9-29	15.5	11.5	0	0	5	1	0	0
2022	13	19-9-28	7.5	5.0	0	1	12	0	0	0
2023	11	38-26-64	13.5	6.0	0	5	8	4	1	0
Career	38	77-44-121	36.5	22.5	0	6	25	5	1	0

79 Wes Pahl

Punter | 6-5 | 200 | R-Junior
Columbus, Ga./Brookstone/Western Kentucky

Career Highs

Most Punts	8 vs. South Alabama, 2023
Most Punts Inside 20	2 vs. Cincinnati, 2023
Most 50+ yd punts	2 vs. Central Arkansas, 2023
Longest Punt	61 at Houston, 2



Select Defensive Players Game-by-Game Stats

6 Lyrik Rawls

Safety | 6-1 | 212 | R-Sophomore
Jefferson, Texas/Marshall

Career Highs

Tackles	9 vs. South Alabama, 2023
TFL	1.5 vs. Wisconsin, 2022
Sacks	1.0 vs. Wisconsin
Passes Broken Up	1 vs. UAPB, 2022
Interceptions	1 at Arizona State, 2023

Rawls' 2022 Game-by-Game Stats

Date	Opp.	UT-AT-TT	TFL	Sacks	INT	PBU	QBH	FF	FR	BK
Sept. 1	Cent. Mich.	1-0-1	0.0	0.0	0	0	0	0	0	0
Sept. 10	Ariz. St.	0-0-0	0.0	0.0	0	0	0	0	0	0
Sept. 17	UAPB	3-0-3	0.0	0.0	0	1	0	0	0	0
Oct. 1	at Baylor	0-0-0	0.0	0.0	0	0	0	0	0	0
Oct. 8	TTU			DNP						
Oct. 15	at TCU	0-0-0	0.0	0.0	0	0	0	0	0	0
Oct. 22	Texas	2-0-2	0.0	0.0	0	0	0	0	0	0
Oct. 29	at K-State	3-0-3	0.0	0.0	0	0	0	0	0	0
Nov. 5	at Kansas	3-0-3	0.0	0.0	0	0	0	0	0	0
Nov. 12	Iowa State	0-0-0	0.0	0.0	0	0	0	0	0	0
Nov. 19	at Okla.	0-0-0	0.0	0.0	0	0	0	0	0	0
Nov. 26	WVU	2-5-7	0.5-1	0.0	0	0	0	0	0	0
Dec. 27	vs. Wisc.	2-3-5	1.5-5	1.0-4	0	1	0	1	0	0

Rawls' 2023 Game-by-Game Stats

Date	Opp.	UT-AT-TT	TFL	Sacks	INT	PBU	QBH	FF	FR	BK
Sept. 2	Central Ark.	4-2-6	0	0	0	0	0	0	0	0
Sept. 9	at Ariz. St.	3-2-5	0.5-1	0	1-0	0	0	0	0	0
Sept. 16	South Ala.	3-6-9	0	0	0	0	0	0	0	0
Sept. 23	at Iowa St.			DNP						
Oct. 6	K-State			DNP						
Oct. 14	Kansas			DNP						
Oct. 21	at WVU			DNP						
Oct. 28	Cincinnati			DNP						
Nov. 4	Oklahoma			DNP						
Nov. 11	at UCF			DNP						
Nov. 18	at Houston			DNP						
Nov. 25	BYU									

Rawls' Career Stats

Year	GP	UT-AT-TT	TFL	Sacks	INT	PBU	QBH	FF	FR	BK
2021	2	0-0-0	0.0	0.	0	0	0	0	0	0
2022	12	16-8-24	2.0	1.0	0	2	0	1	0	0
2023	3	10-10-20	0.5	0.0	1	0	0	0	0	0
Career	17	26-18-44	2.5	1.0	1	2	0	1	0	0

26 Jordan Reagan

Cornerback | 6-1 | 184 | R-Junior
Bixby, Okla./Bixby

Career Highs

Tackles	1, 3x, last vs. UAPB, 2022
TFL	No career TFL
Sacks	No career sacks
Interceptions	No career interceptions
Passes Broken Up	No career PBU

Reagan's 2021 Game-by-Game Stats

Date	Opp.	UT-AT-TT	TFL	Sacks	INT	PBU	QBH	FF	FR	BK
Sept. 4	Missouri St.			DNP						
Sept. 11	Tulsa	0-0-0	0.0	0.0	0	0	0	0	0	0
Sept. 18	at Boise St.	0-0-0	0.0	0.0	0	0	0	0	0	0
Sept. 25	K-State	0-0-0	0.0	0.0	0	0	0	0	0	0
Oct. 2	Baylor	0-0-0	0.0	0.0	0	0	0	0	0	0
Oct. 16	at Texas	0-0-0	0.0	0.0	0	0	0	0	0	0
Oct. 23	at Iowa St.	0-0-0	0.0	0.0	0	0	0	0	0	0

Oct. 30	Kansas	1-0-1	0.0	0.0	0	0	0	0	0	0
Nov. 6	at WVU	0-0-0	0.0	0.0	0	0	0	0	0	0
Nov. 13	TCU			DNP						
Nov. 20	at TTU	0-1-1	0.0	0.0	0	0	0	0	0	0
Nov. 27	Oklahoma	0-0-0	0.0	0.0	0	0	0	0	0	0
Dec. 4	Baylor	0-0-0	0.0	0.0	0	0	0	0	0	0
Dec. 27	vs. UND			DNP						

Reagan's 2022 Game-by-Game Stats

Date	Opp.	UT-AT-TT	TFL	Sacks	INT	PBU	QBH	FF	FR	BK
Sept. 1	Cent. Mich.	0-0-0	0.0	0.0	0	0	0	0	0	0
Sept. 10	Ariz. St.	0-0-0	0.0	0.0	0	0	0	0	0	0
Sept. 17	UAPB	0-1-1	0.0	0.0	0	0	0	0	0	0
Oct. 1	at Baylor	0-0-0	0.0	0.0	0	0	0	0	0	0
Oct. 8	TTU	0-0-0	0.0	0.0	0	0	0	0	0	0
Oct. 15	at TCU	0-0-0	0.0	0.0	0	0	0	0	0	0
Oct. 22	Texas	0-0-0	0.0	0.0	0	0	0	0	0	0
Oct. 29	at K-State	0-0-0	0.0	0.0	0	0	0	0	0	0
Nov. 5	at Kansas	0-0-0	0.0	0.0	0	0	0	0	0	0
Nov. 12	Iowa State			DNP						
Nov. 19	at Okla.			DNP						
Nov. 26	WVU			DNP						
Dec. 27	vs. Wisc.	0-0-0	0.0	0.0	0	0	0	0	0	0

Reagan's 2023 Game-by-Game Stats

Date	Opp.	UT-AT-TT	TFL	Sacks	INT	PBU	QBH	FF	FR	BK
Sept. 2	Central Ark.	0-0-0	0	0	0	0	0	0	0	0
Sept. 9	at Ariz. St.	0-0-0	0	0	0	0	0	0	0	0
Sept. 16	South Ala.	0-0-0	0	0	0	0	0	0	0	0
Sept. 23	at Iowa St.			DNP						
Oct. 6	K-State	0-0-0	0	0	0	0	0	0	0	0
Oct. 14	Kansas	0-0-0	0	0	0	0	0	0	0	0
Oct. 21	at WVU	0-0-0	0	0	0	0	0	0	0	0
Oct. 28	Cincinnati	0-0-0	0	0	0	0	0	0	0	0
Nov. 4	Oklahoma	0-0-0	0	0	0	0	0	0	0	0
Nov. 11	at UCF	0-0-0	0	0	0	0	0	0	0	0
Nov. 18	at Houston	0-0-0	0	0	0	0	0	0	0	0
Nov. 25	BYU									

Reagan's Career Stats

Year	GP	UT-AT-TT	TFL	Sacks	INT	PBU	QBH	FF	FR	BK
2021	11	1-1-2	0.0	0.0	0	0	0	0	0	0
2022	10	0-1-1	0.0	0.0	0	0	0	0	0	0
2023	10	0-0-0	0.0	0.0	0	0	0	0	0	0
Career	31	1-2-3	0.0	0.0	0	0	0	0	0	0

56 Xavier Ross

Defensive End | 6-4 | 290 | R-Senior
Cedar Hill, Texas/Cedar Hill

Career Highs

Tackles	2, 4x, last vs. UCA, 2023
TFL	2.0 vs. Central Arkansas, 2023
Sacks	1.0 vs. Central Arkansas, 2023
Passes Broken Up	No career PBU

Ross's 2020 Game-by-Game Stats

Date	Opp.	UT-AT-TT	TFL	Sacks	INT	PBU	QBH	FF	FR	BK
Sept. 19	Tulsa			DNP						
Sept. 26	WVU			DNP						
Oct. 3	at Kansas	0-1-1	0.0	0.0	0	0	0	0	0	0
Oct. 24	Iowa State			DNP						
Oct. 31	Texas			DNP						
Nov. 7	at K-State			DNP						
Nov. 21	at Okla.			DNP						
Nov. 28	TTU			DNP						
Dec. 5	at TCU			DNP						
Dec. 12	at Baylor	0-0-0	0.0	0.0	0	0	0	0	0	0
Dec. 29	vs. UM (FL)			DNP						

Ross's 2021 Game-by-Game Stats

Date	Opp.	UT-AT-TT	TFL	Sacks	INT	PBU	QBH	FF	FR	BK
Sept. 4	Missouri St.			DNP						
Sept. 11	Tulsa			DNP						
Sept. 18	at Boise St.			DNP						
Sept. 25	K-State			DNP						
Oct. 2	Baylor			DNP						
Oct. 16	at Texas			DNP						
Oct. 23	at Iowa St.			DNP						
Oct. 30	Kansas	0-0-0	0.0	0.0	0	0	0	0	0	0
Nov. 6	at WVU	0-0-0	0.0	0.0	0	0	1	0	0	0
Nov. 13	TCU			DNP						
Nov. 20	at TTU			DNP						
Nov. 27	Oklahoma			DNP						
Dec. 4	Baylor			DNP						
Dec. 27	vs. UND	0-0-0	0.0	0.0	0	0	2	0	0	0

Ross's 2022 Game-by-Game Stats

Date	Opp.	UT-AT-TT	TFL	Sacks	INT	PBU	QBH	FF	FR	BK
Sept. 1	Cent. Mich.	0-0-0	0.0	0.0	0	0	0	0	0	0
Sept. 10	Ariz. St.			DNP						
Sept. 17	UAPB	1-1-2	1.0-1	0.0	0	0	0	0	0	0
Oct. 1	at Baylor			DNP						
Oct. 8	TTU			DNP						
Oct. 15	at TCU	1-0-1	0.0	0.0	0	0	0	0	0	0
Oct. 22	Texas	1-0-1	0.0	0.0	0	0	0	0	0	0
Oct. 29	at K-State			DNP						
Nov. 5	at Kansas	1-0-1	0.0	0.0	0	0	0	0	0	0
Nov. 12	Iowa State	1-0-1	0.0	0.0	0	0	0	0	0	0
Nov. 19	at Okla.	0-1-1	0.0	0.0	0	0	1	0	0	0
Nov. 26	WVU	1-1-2	1.0-2	0.0	0	0	0	0	0	0
Dec. 27	vs. Wisc.	2-0-2	1.0-2	0.0	0	0	0	0	0	0

Ross's 2023 Game-by-Game Stats

Date	Opp.	UT-AT-TT	TFL	Sacks	INT	PBU	QBH	FF	FR	BK
Sept. 2	Central Ark.	2-0-2	2.0-4	1.0-2	0	0	0	0	0	0
Sept. 9	at Ariz. St.	0-1-1	0	0	0	0	0	0	0	0
Sept. 16	South Ala.	0-1-1	0	0	0	0	0	0	0	0
Sept. 23	at Iowa St.	0-0-0	0	0	0	0	0	0	0	0
Oct. 6	K-State	0-0-0	0	0	0	0	0	0	0	0
Oct. 14	Kansas	0-0-0	0	0	0	0	0	0	0	1
Oct. 21	at WVU	1-0-1	0	0	0	0	0	0	0	0
Oct. 28	Cincinnati	1-0-1	0	0	0	0	0	0	0	0
Nov. 4	Oklahoma	1-0-1	1.0-4	0	0	0	0	0	0	0
Nov. 11	at UCF	0-0-0	0	0	0	0	0	0	0	0
Nov. 18	at Houston	1-0-1	0	0	0	0	0	0	0	0
Nov. 25	BYU									

Ross's Career Stats

Year	GP	UT-AT-TT	TFL	Sacks	INT	PBU	QBH	FF	FR	BK
2019	1	0-0-0	0.0	0.0	0	0	0	0	0	0
2020	2	0-1-1	0.0							



Select Defensive Players Game-by-Game Stats

Rucker's 2019 Game-by-Game Stats (at Wake Forest)

Date	Opp.	UT-AT-TT	TFL	Sacks	INT	PBU	QBH	FF	FR	BK
Aug. 30	Utah St.	3-2-5	0.0	0.0	1-0	0	0	0	0	0
Sept. 6	at Rice	0-0-0	0.0	0.0	0	0	0	0	0	0
Sept. 13	N. Carolina	1-1-2	0.0	0.0	0	0	0	0	0	0
Sept. 21	Elon	0-3-3	0.0	0.0	0	0	0	0	0	0
Sept. 28	at BC	2-3-5	0.0	0.0	0	0	0	0	0	0
Oct. 12	Louisville	3-1-4	0.0	0.0	0	0	0	0	0	0
Oct. 19	Florida St.	8-0-8	1.0-5	0.0	0	0	0	0	0	0
Nov. 2	NC State	4-2-6	0.0	0.0	0	0	0	0	0	0
Nov. 9	at Va. Tech	3-2-5	0.0	0.0	0	0	0	0	0	0
Nov. 16	at Clemson	3-0-3	1.0-3	0.0	0	0	0	0	0	0
Nov. 23	Duke	2-2-4	0.0	0.0	0	0	0	0	0	0
Nov. 30	at Syracuse	4-6-10	0.0	0.0	0	0	0	0	1	0
Dec. 27	vs. Mich. St.	6-4-10	0.0	0.0	0	0	0	0	0	0

Rucker's 2020 Game-by-Game Stats (at Wake Forest)

Date	Opp.	UT-AT-TT	TFL	Sacks	INT	PBU	QBH	FF	FR	BK
Oct. 2	Campbell	1-3-4	0.0	0.0	0	0	0	0	0	0
Oct. 17	Virginia	2-2-4	0.0	0.0	0	0	0	0	0	0
Oct. 24	Va. Tech	2-0-2	0.0	0.0	0	0	0	0	0	0
Oct. 31	at Syracuse	6-2-8	0.0	0.0	1-0	1	0	0	0	0
Nov. 14	at N. Car.	1-0-1	0.0	0.0	0	0	0	0	0	0

Rucker's 2021 Game-by-Game Stats

Date	Opp.	UT-AT-TT	TFL	Sacks	INT	PBU	QBH	FF	FR	BK
Sept. 4	Missouri St.	0-0-0	0.0	0.0	0	0	0	0	0	0
Sept. 11	Tulsa	0-0-0	0.0	0.0	0	0	0	0	0	0
Sept. 18	at Boise St.	0-0-0	0.0	0.0	0	0	0	0	0	0
Sept. 25	K-State	0-0-0	0.0	0.0	0	0	0	0	0	0
Oct. 2	Baylor	0-0-0	0.0	0.0	0	0	0	0	0	0
Oct. 16	at Texas	0-0-0	0.0	0.0	0	0	0	0	0	0
Oct. 23	at Iowa St.	1-0-1	0.0	0.0	0	0	0	0	0	0
Oct. 30	Kansas	2-0-2	1.0-1	0.0	0	0	0	0	0	0
Nov. 6	at WVU	3-0-3	0.0	0.0	0	0	0	0	0	0
Nov. 13	TCU	2-0-2	0.0	0.0	0	0	0	0	0	0
Nov. 20	at TTU	0-0-0	0.0	0.0	0	0	0	0	0	0
Nov. 27	Oklahoma	2-0-2	0.0	0.0	0	0	0	0	0	0
Dec. 4	Baylor	0-0-0	0.0	0.0	0	0	0	0	0	0
Jan. 1	Notre Dame	0-0-0	0.0	0.0	0	0	0	0	0	0

Rucker's 2022 Game-by-Game Stats

Date	Opp.	UT-AT-TT	TFL	Sacks	INT	PBU	QBH	FF	FR	BK
Sept. 1	Cent. Mich.			DNP						
Sept. 10	Ariz. St.			DNP						
Sept. 17	UAPB			DNP						
Oct. 1	at Baylor			DNP						
Oct. 8	TTU			DNP						
Oct. 15	at TCU			DNP						
Oct. 22	Texas			DNP						
Oct. 29	at K-State			DNP						
Nov. 5	at Kansas			DNP						
Nov. 12	Iowa State			DNP						
Nov. 19	at Okla.			DNP						
Nov. 26	WVU			DNP						
Dec. 27	vs. Wisc.	2-1-3	0.0	0.0	1-16	1	0	0	0	0

Rucker's 2023 Game-by-Game Stats

Date	Opp.	UT-AT-TT	TFL	Sacks	INT	PBU	QBH	FF	FR	BK
Sept. 2	Central Ark.	4-0-4	1.0-6	0	0	0	0	0	0	0
Sept. 9	at Ariz. St.	1-3-4	0	0	0	0	0	0	0	0
Sept. 16	South Ala.	2-3-5	0	0	0	0	0	0	0	0
Sept. 23	at Iowa St.	2-3-5	0	0	0	0	0	0	0	0
Oct. 6	K-State	5-6-11	1.0-2	0	0	0	0	0	0	0
Oct. 14	Kansas	4-4-8	0	0	0	0	0	0	0	0
Oct. 21	at WVU	6-3-9	2.0-3	0	0	0	0	0	0	0
Oct. 28	Cincinnati	6-2-8	0	0	0	0	0	0	0	0
Nov. 4	Oklahoma	8-1-9	0	0	0	0	0	0	0	0
Nov. 11	at UCF	5-3-8	0	0	0	0	0	0	0	0
Nov. 18	at Houston	6-4-10	0	0	1-29	0	0	0	0	0
Nov. 25	BYU									

Rucker's Career Stats

Year	GP	UT-AT-TT	TFL	Sacks	INT	PBU	QBH	FF	FR	BK
2019(WF)	13	39-26-65	2.0	0.0	1	0	0	0	1	0
2020(WF)	5	12-7-19	0.0	0.0	1	1	0	0	0	0
2021	14	10-0-10	1.0	0.0	0	0	0	0	0	0
2022	1	2-1-3	0.0	0.0	1	1	0	0	0	0
2023	11	49-32-81	4.0	0.0	1	0	0	0	0	0
Career	44	112-66-178	7.0	0.0	4	2	0	0	1	0

14 Nick Session

Safety | 6-0 | 193 | R-Junior
Gardena, Calif./East (UT)

Career Highs

Tackles	4 vs. Kansas, 2021
TFL	No career TFL
Interceptions	1 vs. Kansas, 2021
Passes Broken Up	No career PBU

Session's 2020 Game-by-Game Stats

Date	Opp.	UT-AT-TT	TFL	Sacks	INT	PBU	QBH	FF	FR	BK
Oct. 3	at Kansas	0-0-0	0.0	0.0	0	0	0	0	0	0
Oct. 31	Texas	1-0-1	0.0	0.0	0	0	0	0	0	0
Dec. 12	at Baylor	0-0-0	0.0	0.0	0	0	0	0	0	0

Session's 2021 Game-by-Game Stats

Date	Opp.	UT-AT-TT	TFL	Sacks	INT	PBU	QBH	FF	FR	BK
Sept. 4	Missouri St.			DNP						
Sept. 11	Tulsa			DNP						
Sept. 18	at Boise St.	0-0-0	0.0	0.0	0	0	0	0	0	0
Sept. 25	K-State	0-0-0	0.0	0.0	0	0	0	0	0	0
Oct. 2	Baylor			DNP						
Oct. 16	at Texas			DNP						
Oct. 23	at Iowa St.			DNP						
Oct. 30	Kansas	4-0-4	0.0	0.0	1-27	0	0	0	0	0
Nov. 6	at WVU			DNP						
Nov. 13	TCU	0-0-0	0.0	0.0	0	0	0	0	0	0
Nov. 20	at TTU			DNP						
Nov. 27	Oklahoma			DNP						
Dec. 4	Baylor			DNP						
Dec. 27	vs. UND	0-0-0	0.0	0.0	0	0	0	0	0	0

Sessions' 2023 Game-by-Game Stats

Date	Opp.	UT-AT-TT	TFL	Sacks	INT	PBU	QBH	FF	FR	BK
Sept. 2	Central Ark.	0-0-0	0	0	0	0	0	0	0	0
Sept. 9	at Ariz. St.	0-0-0	0	0	0	0	0	0	0	0
Sept. 16	South Ala.	0-0-0	0	0	0	0	0	0	0	0
Sept. 23	at Iowa St.			DNP						
Oct. 6	K-State			DNP						
Oct. 14	Kansas	1-1-2	0	0	0	0	0	0	0	0
Oct. 21	at WVU	0-0-0	0	0	0	0	0	0	0	0
Oct. 28	Cincinnati	0-0-0	0	0	0	0	0	0	0	0
Nov. 4	Oklahoma	0-0-0	0	0	0	0	0	0	0	0
Nov. 11	at UCF	0-0-0	0	0	0	0	0	0	0	0
Nov. 18	at Houston	0-1-1	0	0	0	0	0	0	0	0
Nov. 25	BYU									

Session's Career Stats

Year	GP	UT-AT-TT	TFL	Sacks	INT	PBU	QBH	FF	FR	BK
2020	3	1-0-1	0.0	0.0	0	0	0	0	0	0
2021	5	4-0-4	0.0	0.0	1	0	0	0	0	0
2022				DNP						
2023	9	1-2-3	0.0	0.0	0	0	0	0	0	0
Career	17	6-2-8	0.0	0.0	1	0	0	0	0	0

3 Cam Smith

Cornerback | 6-2 | 191 | R-Sophomore
Little Elm, Texas/Braswell

Career Highs

Tackles	5 vs. Wisconsin, 2022
TFL	0.5 vs. Kansas State, 2023
Interceptions	1 at Houston, 2023
PBU	1, 5x, last at Houston, 2023

Smith's 2022 Game-by-Game Stats

Date	Opp.	UT-AT-TT	TFL	Sacks	INT	PBU	QBH	FF	FR	BK
Sept. 1	Cent. Mich.	1-3-4	0.0	0.0	0	0	0	0	0	0
Sept. 10	Ariz. St.	0-0-0	0.0	0.0	0	0	0	0	0	0
Sept. 17	UAPB	0-0-0	0.0	0.0	0	0	0	0	0	0
Oct. 1	at Baylor	0-0-0	0.0	0.0	0	0	0	0	0	0
Oct. 8	TTU	3-1-4	0.0	0.0	0	1	0	0	0	0
Oct. 15	at TCU	3-0-3	0.0	0.0	0	0	0	0	0	0
Oct. 22	Texas	1-1-2	0.0	0.0	0	1	0	0	0	0
Oct. 29	at K-State	1-0-1	0.0	0.0	0	0	0	0	0	0
Nov. 5	at Kansas	3-0-3	0.0	0.0	0	0	0	0	0	0
Nov. 12	Iowa State	0-0-0	0.0	0.0	0	0	0	0	0	0
Nov. 19	at Okla.	0-0-0	0.0	0.0	0	0	0	0	0	0
Nov. 26	WVU	0-0-0	0.0	0.0	0	0	0	0	0	0
Dec. 27	vs. Wisc.	4-1-5	0.0	0.0	0	0	0	0	0	0

Smith's 2023 Game-by-Game Stats

Date	Opp.	UT-AT-TT	TFL	Sacks	INT	PBU	QBH	FF	FR	BK
Sept. 2	Central Ark.	0-0-0	0	0	0	0	0	0	0	0
Sept. 9	at Ariz. St.	1-0-1	0	0	0	0	0	0	0	0
Sept. 16	South Ala.	1-1-2	0	0	0	0	0	0	0	0
Sept. 23	at Iowa St.	1-0-1	0	0	0	0	0	0	0	0
Oct. 6	K-State	2-1-3	0.5-1	0	0	0	0	0	0	0
Oct. 14	Kansas	1-0-1	0	0	0	0	0	0	0	0
Oct. 21	at WVU	0-0-0	0	0	0	0	0	0	0	0
Oct. 28	Cincinnati	1-0-1	0	0	0	0	0	0	0	0
Nov. 4	Oklahoma	0-1-1	0	0	0	1	0	0	0	0
Nov. 11	at UCF	2-0-2	0	0	0	1	0	0	0	0
Nov. 18	at Houston	2-1-3	0	0	1-6	1</				



Select Defensive Players Game-by-Game Stats

Walterscheid's 2021 Game-by-Game Stats

Date	Opp.	UT-AT-TT	TFL	Sacks	INT	PBU	QBH	FF	FR	BK
Sept. 4	Missouri St.	0-0-0	0	0	0	0	1	0	0	1
Sept. 11	Tulsa	1-1-2	0	0	0	0	0	0	0	0
Sept. 18	at Boise St.	1-0-1	0	0	0	0	0	0	0	0
Sept. 25	K-State	0-0-0	0	0	0	0	0	0	0	0
Oct. 2	Baylor	0-0-0	0	0	0	0	0	0	0	0
Oct. 16	at Texas	1-3-4	0.5-0	0	0	0	0	0	0	0
Oct. 23	at Iowa St.	1-2-3	0.5-0	0	0	0	0	0	0	0
Oct. 30	Kansas	1-0-1	0	0	0	0	0	0	0	0
Nov. 6	at WVU	3-0-3	1.0-7	1.0-7	0	0	0	0	0	0
Nov. 13	TCU	0-1-1	0	0	0	0	0	0	0	0
Nov. 20	at TTU	0-1-1	0	0	0	0	0	0	0	0
Nov. 27	Oklahoma	1-0-1	0	0	0	0	1	0	0	0
Dec. 4	Baylor	0-2-2	0	0	0	0	0	0	0	0
Dec. 27	vs. UND	0-1-1	0.5-1	0	0	0	0	0	0	0

Walterscheid's 2022 Game-by-Game Stats

Date	Opp.	UT-AT-TT	TFL	Sacks	INT	PBU	QBH	FF	FR	BK
Sept. 1	Central Mich.	0-0-0	0	0	0	0	0	0	0	0
Sept. 10	Ariz. St.	0-1-1	0	0	0	0	0	0	0	0
Sept. 17	UAPB	0-0-0	0	0	0	0	0	0	0	0
Oct. 1	at Baylor	0-0-0	0	0	0	0	0	0	0	0
Oct. 8	TTU	0-0-0	0	0	0	0	0	0	0	0
Oct. 15	at TCU	0-0-0	0	0	0	0	0	0	0	0
Oct. 22	Texas	0-0-0	0	0	1	0	0	0	0	0
Oct. 29	at K-State	0-0-0	0	0	0	0	0	0	0	0
Nov. 5	at Kansas	1-0-1	0	0	0	0	0	0	0	0
Nov. 12	Iowa State	1-0-1	0	0	0	0	0	0	1-0	0
Nov. 19	at Okla.	3-0-3	0	0	0	0	1	0	0	0
Nov. 26	WVU	3-0-3	1.0-11	1.0-11	0	1	0	0	0	0
Dec. 27	vs. Wisc.	1-1-2	0	0	0	0	0	0	1-0	0

Walterscheid's 2023 Game-by-Game Stats

Date	Opp.	UT-AT-TT	TFL	Sacks	INT	PBU	QBH	FF	FR	BK
Sept. 2	Central Ark.	0-0-0	0	0	0	0	0	0	0	1
Sept. 9	at Ariz. St.	1-0-1	0	0	0	0	0	0	0	0
Sept. 16	South Ala.	0-0-0	0	0	0	0	0	0	0	0
Sept. 23	at Iowa St.	1-2-3	0	0	0	0	0	0	0	0
Oct. 6	K-State	0-2-2	0	0	0	0	1	0	0	0
Oct. 14	Kansas	0-0-0	0	0	0	0	0	0	0	0
Oct. 21	at WVU	0-0-0	0	0	0	0	0	0	0	0
Oct. 28	Cincinnati	2-0-2	1.0-2	0	0	0	0	0	0	0
Nov. 4	Oklahoma	1-0-1	0	0	0	0	0	0	1	0
Nov. 11	at UCF	0-1-1	0	0	0	0	1	0	0	0
Nov. 18	at Houston	2-0-2	0	0	0	0	0	0	0	0
Nov. 25	BYU									

Walterscheid's Career Stats

Year	GP	UT-AT-TT	TFL	Sacks	INT	PBU	QBH	FF	FR	BK
2019	1	0-0-0	0.0	0.0	0	0	0	0	0	0
2020	8	5-1-6	0.0	0.0	0	0	1	0	0	0
2021	14	9-11-20	2.5	1.0	0	0	2	0	0	1
2022	13	9-2-11	1.0	1.0	0	2	1	0	2	0
2023	11	7-5-12	1.0	0.0	0	0	2	0	1	1
Career	47	31-20-51	4.5	2.0	0	2	6	0	3	2

69 Logan Ward

Punter/Kicker | 6-0 | 210 | R-Sophomore
Edmond, Okla./Deer Creek

Career Highs

Most Punts	9, twice, last vs. Wisconsin, 2022
Most Punts Inside 20	3, twice, last at Oklahoma, 2022
Most 50+ yd punts	3, twice, last at Oklahoma, 2022
Longest Punt	63, 3x, last vs. Wisconsin, 2022
Most Kickoffs	9, 4x, last at Houston, 2023

Ward's 2022 Game-by-Game Punting Stats

Date	Opponent	No.	Yds	Avg.	Long	In20	TB	50+
Sept. 1	Central Mich.	0	0	0.0	0	0	0	0
Sept. 10	Ariz. St.				DNP			
Sept. 17	UAPB	2	115	57.5	63	1	0	2
Oct. 1	at Baylor	0	0	0.0	0	0	0	0
Oct. 8	TTU	0	0	0.0	0	0	0	0
Oct. 15	at TCU	0	0	0.0	0	0	0	0
Oct. 22	Texas	0	0	0.0	0	0	0	0
Oct. 29	at K-State	0	0	0.0	0	0	0	0
Nov. 5	at Kansas	2	87	43.5	46	0	1	0
Nov. 12	Iowa State	8	353	44.1	58	3	1	3
Nov. 19	at Okla.	9	412	45.8	63	3	0	3
Nov. 26	WVU	7	292	41.7	55	2	1	2
Dec. 27	vs. Wisc.	9	406	45.1	63	1	0	2

Ward's 2023 Game-by-Game Punting Stats

Date	Opponent	No.	Yds	Avg.	Long	In20	TB	50+
Sept. 2	Central Ark.	0	0	0	0	0	0	0
Sept. 9	at Ariz. St.	0	0	0	0	0	0	0
Sept. 16	South Ala.	0	0	0	0	0	0	0
Sept. 23	at Iowa St.	0	0	0	0	0	0	0
Oct. 6	K-State	0	0	0	0	0	0	0
Oct. 14	Kansas	0	0	0	0	0	0	0
Oct. 21	at WVU	0	0	0	0	0	0	0
Oct. 28	Cincinnati	0	0	0	0	0	0	0
Nov. 4	Oklahoma	0	0	0	0	0	0	0
Nov. 11	at UCF	0	0	0	0	0	0	0
Nov. 18	at Houston	0	0	0	0	0	0	0
Nov. 25	BYU							

Ward's Career Punting Stats

Year	GP	No.	Yards	Avg.	Long	TB	FC	In20	50+	
2022	12	37	1665	45.0	63	3	19	10	12	1
2023	11	0	0	0.0	0	0	0	0	0	0
Career	23	37	1665	45.0	63	3	19	10	12	1

Ward's Career Kickoff Stats

Year	GP	No.	Yards	Avg.	TB	OB
2022	12	39	2430	62.3	13	1
2023	11	69	4322	62.6	36	1
Career	23	108	6752	62.5	49	2

44 Justin Wright

Linebacker | 6-2 | 244 | *R-Senior
Abilene, TX/Cooper/Tulsa

Career Highs

Tackles	14 vs. Memphis, 2021 (at TU)
Solo Tackles	10 at Tulane, 2021 (at TU)
TFL	3.0 at UCF, 2020 (at TU)
Sacks	2.5 at South Florida, 2021 (at TU)
Interceptions	1, 4x, last at Temple, 2022 (at TU)
PBU	1, 4x, last at Memphis, 2022 (at TU)
QB Hurries	2 at Ole Miss, 2022 (at TU)
Forced Fumbles	1, twice, last at Memphis, 2022 (at TU)
Fumbles Recovered	1, 4x, last vs. SMU, 2022 (at TU)

Wright's 2019 Game-by-Game Stats (at Tulsa)

Date	Opp.	UT-AT-TT	TFL	Sacks	INT	PBU	QBH	FF	FR	BK
Aug. 30	at Mich. St.	0-1-1	0.5-1	0.0	0	0	0	0	0	0
Sept. 7	at SJSU	0-1-1	0.0	0.0	0	0	0	0	0	0
Sept. 14	Okla. St.	0-1-1	0.0	0.0	0	0	0	0	0	0
Sept. 21	Wyoming	0-0-0	0.0	0.0	0	0	0	0	0	0
Oct. 5	at SMU	0-0-0	0.0	0.0	0	0	0	0	0	0
Oct. 12	Navy	2-1-3	1.5-5	0.0	0	0	0	0	0	0
Oct. 19	at Cinc.	0-0-0	0.0	0.0	0	0	0	0	0	0
Oct. 26	Memphis	1-0-1	0.0	0.0	0	0	0	0	0	0
Nov. 2	at Tulane	0-0-0	0.0	0.0	0	0	0	0	0	0
Nov. 8	UCF	0-0-0	0.0	0.0	0	0	0	0	0	0

Nov. 23	Houston	0-0-0	0.0	0.0	0	0	0	0	0	0
Nov. 30	at ECU	0-0-0	0.0	0.0	0	0	0	0	0	0

Wright's 2020 Game-by-Game Stats (at Tulsa)

Date	Opp.	UT-AT-TT	TFL	Sacks	INT	PBU	QBH	FF	FR	BK
Sept. 19	at Okla. St.	4-0-4	0.0	0.0	0	0	0	0	0	0
Oct. 3	at UCF	5-3-8	3.0-4	0.0	0	0	0	0	0	0
Oct. 23	at USF	4-1-5	1.0-1	0.0	0	0	0	0	0	0
Oct. 30	ECU	2-5-7	0.0	0.0	1-3	0	0	0	0	0
Nov. 14	SMU	6-3-9	1.0-1	0.0	0	0	0	0	0	0
Nov. 19	Tulane	3-6-9	1.5-8	0.5-2	0	0	0	0	0	0
Dec. 5	at Navy	5-4-9	2.5-8	1.0-6	0	1	0	0	0	0
Dec. 19	at Cinc.	2-2-4	0.0	0.0	0	0	1	0	1-6	0
Dec. 31	vs. Miss. St.	6-2-8	0.5-3	0.5-3	0	0	0	0	0	0

Wright's 2021 Game-by-Game Stats (at Tulsa)

Date	Opp.	UT-AT-TT	TFL	Sacks	INT	PBU	QBH	FF	FR	BK
Sept. 11	at Okla. St.	0-4-4	0.0	0.0	1-55	0	0	0	0	0
Sept. 18	at Ohio St.	3-4-7	0.0	0.0	0	0	0	0	0	0
Sept. 25	Ark. St.	2-1-3	0.0	0.0	0	0	0	0	0	0
Oct. 1	Houston	2-0-2	0.0	0.0	0	0	0	0	0	0
Oct. 9	Memphis	6-8-14	2.0-8	1.0-7	0	0	0	1	0	0
Oct. 16	at USF	5-2-7	2.5-9	2.5-9	0	1	0	0	0	0
Oct. 29	Navy	3-5-8	0.0	0.0	0	0	0	0	0	0
Nov. 6	at Cinc.	3-3-6	0.0	0.0	0	0	0	0	1-0	0
Nov. 13	at Tulane	10-2-12	1.0-3	0.0	0	0	0	0	0	0
Nov. 20	Temple	2-5-7	0.0	0.0	0	0	0	0	0	0
Nov. 27	at SMU	1-6-7	0.0	0.0	0	1	0	0	0	0
Dec. 20	vs. ODU	2-3-5	0.0	0.0	0	0	0	0	0	0

Wright's 2022 Game-by-Game Stats (at Tulsa)

Date	Opp.	UT-AT-TT	TFL	Sacks	INT	PBU	QBH	FF	FR	BK
Sept. 3	at Wyo.	9-4-13	0.0	0.0	0	1	0	0	0	0
Sept. 10	N. Illinois	4-3-7	0.0	0.0	0	0	0	0	0	0
Sept. 17	JSU	3-2-5	1.0-1	1.0-1	1-0	1	0	0	1-0	0
Sept. 24	at Ole Miss	2-5-7	1.0-4	0.0	0	0	2	0	0	0
Oct. 1	Cinc.	2-4-6	0.0	0.0	0	0	1	0	0	0
Oct. 8	at Navy	5-8-13	1.0-5	0.0	0	0	0	0	0	0
Oct. 21	at Temple	3-1-4	1.0-2	0.0	1-5	0	0	0	0	0
Oct. 29	SMU	4-3-7								



Starting Lineups/Player Career Starts

Game-by-Game Starting Lineups

Starting Lineups - Offense

		LT	LG	C	RG	RT	TE/FB/WR	WR/FB	WR	WR	RB	QB
Sept. 2	Central Arkansas	Birmingham	Brooks Jr.	Michalski	Miterko	Springfield	J. Johnson	Bray	Stribling	Presley	Gordon II	Rangel
Sept. 9	at Arizona State	Birmingham	Brooks Jr.	Michalski	Miterko	Cooper	Cassity	Bray	Stribling	Presley	Gordon II	Bowman
Sept. 16	South Alabama	Birmingham	Brooks Jr.	Michalski	Wilson	Cooper	J. Johnson	Bray	Stribling	Presley	Gordon II	Bowman
Sept. 23	at Iowa State	Cooper	Brooks Jr.	Michalski	Wilson	Birmingham	J. Johnson	Bray	Stribling	Presley	Gordon II	Bowman
Oct. 6	Kansas State	Cooper	Brooks Jr.	Michalski	Wilson	Springfield	J. Johnson	Bray	Owens	Presley	Gordon II	Bowman
Oct. 14	Kansas	Cooper	Brooks Jr.	Michalski	Wilson	Springfield	B. Green	Bray	Owens	Presley	Gordon II	Bowman
Oct. 21	at West Virginia	Cooper	Brooks Jr.	Michalski	Wilson	Springfield	J. Johnson	Bray	Owens	Presley	Gordon II	Bowman
Oct. 28	Cincinnati	Cooper	Birmingham	Michalski	Wilson	Springfield	J. Johnson	Cassity	Owens	L. Johnson III	Gordon II	Bowman
Nov. 4	Oklahoma	Cooper	Birmingham	Michalski	Wilson	Springfield	J. Johnson	L. Johnson III	Owens	Presley	Gordon II	Bowman
Nov. 11	at UCF	Cooper	Miterko	Michalski	Wilson	Springfield	J. Johnson	Cassity	Owens	L. Johnson III	Gordon II	Bowman
Nov. 18	at Houston	Cooper	Birmingham	Michalski	Wilson	Springfield	J. Johnson	L. Johnson III	Owens	Presley	Gordon II	Bowman
Nov. 25	BYU											

Starting Lineups - Defense

		DE	NT	DE	LB	LB	LB	R	S	S	CB	CB
Sept. 2	Central Arkansas	Latu	Clay	Walterscheid	Benson	Oliver	N. Martin	Daniels	Rucker	Rawls	Black	C. Smith
Sept. 9	at Arizona State	Latu	Clay	Walterscheid	Benson	Oliver	N. Martin	Daniels	Rucker	Rawls	Black	C. Smith
Sept. 16	South Alabama	Latu	Clay	Walterscheid	Benson	Oliver	N. Martin	Daniels	Rucker	Rawls	Black	C. Smith
Sept. 23	at Iowa State	Latu	Clay	Walterscheid	Benson	Oliver	N. Martin	Daniels	Rucker	Epps	Black	C. Smith
Oct. 6	Kansas State	Goodlow	Clay	Walterscheid	Benson	Oliver	N. Martin	Daniels	Rucker	Epps	Black	C. Smith
Oct. 14	Kansas	Goodlow	Clay	Walterscheid	Benson	Oliver	N. Martin	Daniels	Rucker	Epps	Black	C. Smith
Oct. 21	at West Virginia	Goodlow	Clay	Walterscheid	Benson	Oliver	N. Martin	Daniels	Rucker	Epps	Black	C. Smith
Oct. 28	Cincinnati	Goodlow	Clay	Walterscheid	Benson	Oliver	N. Martin	Daniels	Rucker	Epps	Black	C. Smith
Nov. 4	Oklahoma	Goodlow	Kirkland	Walterscheid	Benson	Oliver	N. Martin	Daniels	Rucker	Epps	Black	C. Smith
Nov. 11	at UCF	Goodlow	Kirkland	Walterscheid	Benson	Oliver	N. Martin	Daniels	Rucker	D. Smith	Black	C. Smith
Nov. 18	at Houston	Goodlow	Kirkland	Walterscheid	Benson	Oliver	N. Martin	Daniels	Rucker	Epps	Black	C. Smith
Nov. 25	BYU											

Career Consecutive and Total Starts

Player, Pos.	Yr.	Consecutive Starts	Total Starts	Starts by Year					Player, Pos.	Yr.	Consecutive Starts	Total Starts	Starts by Year				
				2023	2022	2021	2020	2019					2023	2022	2021	2020	2019
Xavier Benson, LB	*RSr.	24	34	11	13	(JUCO)	0(TU)	10(TTU)	Justin Wright, LB	*RSr.	0	32	0	12(TU)	11(TU)	9(TU)	0(TU)
Korie Black, CB	Sr.	24	24	11	13	0	0	-	De'Zhaun Stribling, WR	Jr.	0	29	4	12(WSU)	13(WSU)	-	-
Joe Michalski, OL	RSr.	15	20	11	5	4	0	0	Kenneth Harris, CB	Sr.	0	18	0	12(ASU)	2(ASU)	4(ASU)	-
Collin Oliver, LB	Jr.	13	17	11	5	1	-	-	Braden Cassity, FB	*RSr.	0	17	3	7	7	0	0
Kody Walterscheid, DE	RSr.	12	14	11	3	0	0	0	Taylor Miterko, OL	RSr.	0	16	3	12	1	0	0
Cam Smith, CB	RSo.	12	14	11	3	0	-	-	Jason Brooks Jr., OL	RJr.	0	12	7	4	1(Vandy)	0(Vandy)	-
Ollie Gordon II, RB	So.	12	12	11	1	-	-	-	Elijah Collins, RB	*RSr.	0	12	0	0(MSU)	0(MSU)	0(MSU)	12(MSU)
Trey Rucker, S	RSr.	11	20	11	0	0	0(WF)	9(WF)	Jaden Bray, WR	RSo.	0	11	7	0	4	-	-
Kendal Daniels, S	RSo.	11	16	11	5	0	-	-	Collin Clay, DT	RSr.	0	11	8	3	0	0	0(ARK)
Nickolas Martin, LB	RSo.	11	11	11	0	0	-	-	Cameron Epps, S	RFr.	0	6	6	0	-	-	-
Dalton Cooper, OL	RSr.	10	46	10	12(TSU)	12(TSU)	12(TSU)	0(TSU)	Nathan Latu, DE	*RSr.	0	4	4	0	0	(JUCO)	(JUCO)
Alan Bowman, QB	*RSr.	10	26	10	0(U-M)	0(U-M)	6(TTU)	3(TTU)/7(18)	Garret Rangel, QB	RFr.	0	4	1	3	-	-	-
Preston Wilson, OL	RSr.	9	31	9	10	8	4	0	Xavier Ross, DT	RSr.	0	4	0	4	0	0	0
Jake Springfield, OL	RSr.	7	37	8	13	7	9	0	Blaine Green, WR	RSo.	0	3	1	0	2	-	-
Anthony Goodlow, DE	*RSr.	7	29	7	12(TU)	5(TU)	5(TU)	0(TU)	Lyrik Rawls, S	RSo.	0	3	3	0	0	-	-
Rashod Owens, WR	RJr.	7	15	7	3	5	0	-	Jake Schultz, FB	RSr.	0	3	0	3	0	0	0
Josiah Johnson, TE	*RSr.	5	26	9	10(UMass)	5(UMass)	2(UMass)	0(UMass)	Jaden Nixon, RB	RSo.	0	3	0	3	0	-	-
Leon Johnson III, WR	Sr.	4	4	4	(GFU)	(GFU)	(GFU)	(GFU)	Gunnar Gundy, QB	RSo.	0	1	0	1	0	-	-
Justin Kirkland, DT	So.	3	3	3	(Utah Tech)	-	-	-	Dylan Smith, CB	Fr.	0	1	1	-	-	-	-
Brennan Presley, WR	Sr.	1	30	9	9	11	1	-									
Cole Birmingham, OL	RSr.	1	23	7	0	14	2	0									
Cameron Epps, S	RFr.	1	7	7	0	-	-	-									

*Super Senior

Game-by-Game Captains

Sept. 2	Central Arkansas	Benson	Hale	Presley	Cassity
Sept. 9	at Arizona State	Black	Michalski	Walterscheid	Robertson
Sept. 16	South Alabama	Stribling	Michalski	Oliver	Ward
Sept. 23	at Iowa State	Daniels	N. Martin	Presley	Schultz
Oct. 6	Kansas State	J. Johnson	Clay	Presley	Wilson
Oct. 14	Kansas	Bowman	N. Martin	Goodlow	Kelley
Oct. 21	at West Virginia	Michalski	Zaragoza	Presley	Wilson
Oct. 28	Cincinnati	Owens	N. Martin	Ross	Roberson
Nov. 4	Oklahoma	Springfield	Oliver	Presley	Collins
Nov. 11	at UCF	Bowman	Benson	Black	Nixon
Nov. 18	at Houston	Cassity	N. Martin	Michalski	Walterscheid
Nov. 25	BYU				



2023 Explosive Plays

Passing plays - 20 yards or longer (34)

Yds	Connection	Opponent	Result of Pass	Result of Drive
67	Bowman to L. Johnson	Cincinnati	1st and 10 at UC 11	Field Goal
60	Bowman to J. Nixon	Iowa State	Touchdown	Touchdown
50	Bowman to O. Gordon	Kansas	1st and 10 at KU 27	Touchdown
45	Bowman to J. Bray	Kansas State	1st and Goal at KSU 02	Missed Field Goal
45	Bowman to R. Owens	Kansas State	1st and 10 at KSU 13	Field Goal
43	Bowman to L. Johnson	Cincinnati	1st and 10 at OSU 46	Punt
40	Bowman to R. Owens	Kansas	1st and 10 at KU 31	Field Goal
39	Gundy to J. Bray	Central Arkansas	1st and 10 at UCA 39	Touchdown
36	Bowman to R. Owens	Houston	1st and 10 at HOU 10	Touchdown
31	Bowman to R. Owens	Oklahoma	1st and 10 at OU 28	Interception
30	Rangel to D. Stribling	Central Arkansas	1st and 10 at 50	Touchdown
30	Bowman to R. Owens	Oklahoma	1st and 10 OU 45	Downs
29	Bowman to J. Bray	West Virginia	1st and 10 at WVU 15	Field Goal
29	Bowman to B. Presley	West Virginia	Touchdown	Touchdown
29	Bowman to J. Johnson	Cincinnati	Touchdown	Touchdown
29	Bowman to R. Owens	Cincinnati	1st and 10 at UC 26	Fumble
28	Gundy to B. Presley	Central Arkansas	1st and 10 at UCA 17	Touchdown
27	Bowman to B. Presley	Houston	1st and 10 at HOU 28	Field Goal
26	Bowman to B. Presley	Oklahoma	1st and 10 at OU 20	Touchdown
24	Bowman to D. Stribling	Iowa State	1st and 10 at ISU 37	Field Goal
24	Bowman to B. Green	Iowa State	1st and 10 at ISU 37	Interception
23	Bowman to D. Stribling	Iowa State	1st and 10 at ISU 29	Touchdown
23	Bowman to L. Johnson	Cincinnati	1st and 10 at UC 42	Touchdown
23	Bowman to J. Bray	Houston	Touchdown	Touchdown
22	Rangel to O. Gordon	Central Arkansas	1st and 10 at UCA 28	Touchdown
21	Gundy to D. Stribling	Central Arkansas	1st and 10 at UCA 45	Touchdown
21	Bowman to B. Presley	UCF	1st and 10 at OSU 48	Fumble
21	Bowman to R. Owens	UCF	1st and 10 at UCF 13	Interception
21	Bowman to L. Johnson	Houston	Touchdown	Touchdown
21	Bowman to B. Presley	Houston	1st and 10 at OSU 39	Punt
20	Bowman to D. Stribling	Arizona State	1st and 10 at OSU 45	Punt
20	Bowman to R. Owens	Iowa State	Touchdown	Touchdown
20	Bowman to B. Presley	Kansas	Touchdown	Touchdown
20	Bowman to B. Presley	Cincinnati	1st and 10 at UC 9	Touchdown

Interception/fumble returns - 20 yards or longer (4)

Yds	Returner	Opponent	Result of Return	Result of Drive
35	Cameron Epps	Kansas State	Touchdown	Touchdown
29	Trey Rucker	Houston	1st and 10 at HOU 22	Touchdown
26	Dylan Smith	Oklahoma	1st and 10 at OSU 36	Downs
20	Kendal Daniels	Kansas	1st and 10 at OSU 22	Field Goal

Running plays - 20 yards or longer (22)

Yds	Rusher	Opponent	Result of Rush	Result of Drive
75	Ollie Gordon	Cincinnati	Touchdown	Touchdown
71	Ollie Gordon	Iowa State	1st and 10 at ISU 12	Touchdown
62	Ollie Gordon	Houston	1st and Goal at HOU 1	Touchdown
53	Ollie Gordon	West Virginia	Touchdown	Touchdown
46	Ollie Gordon	West Virginia	Touchdown	Touchdown
42	Ollie Gordon	Kansas	Touchdown	Touchdown
42	Ollie Gordon	Cincinnati	1st and 10 at UC 15	Touchdown
39	Ollie Gordon	Cincinnati	1st and 10 at UC 3	Touchdown
36	Ollie Gordon	Kansas State	1st and 10 at KSU 18	Field Goal
35	Ollie Gordon	Oklahoma	1st and 10 at OU 25	Downs
34	Jaden Nixon	Arizona State	1st and 10 at ASU 12	Field Goal
34	Ollie Gordon	West Virginia	1st and 10 at WVU 20	Missed Field Goal
33	Ollie Gordon	Kansas State	1st and 10 at KSU 24	Field Goal
32	Ollie Gordon	West Virginia	1st and 10 at WVU 30	Field Goal
31	Ollie Gordon	Arizona State	1st and 10 at ASU 27	Touchdown
27	Ollie Gordon	West Virginia	1st and 10 at WVU 25	Touchdown
26	Elijah Collins	Cincinnati	Touchdown	Touchdown
25	Jaden Nixon	Kansas	1st and Goal at KU 3	Field Goal
23	Ollie Gordon	Kansas	1st and 10 at KU 28	Field Goal
22	Ollie Gordon	Cincinnati	1st and 10 at UC 39	Missed Field Goal
21	Gunnar Gundy	South Alabama	1st and 10 at OSU 25	Punt
20	Ollie Gordon	Oklahoma	Touchdown	Touchdown

Kick returns - 30 yards or longer (6)

Yds	Returner	Opponent	Result of Return	Result of Drive
40	Brennan Presley	UCF	1st and 10 at OSU 42	Punt
35	Brennan Presley	Cincinnati	1st and 10 at OSU 36	Touchdown
33	Jaden Nixon	Houston	1st and 10 at OSU 34	Punt
32	Jaden Nixon	UCF	1st and 10 at OSU 36	Downs
32	Jaden Nixon	UCF	1st and 10 at OSU 32	Punt
31	Brennan Presley	Kansas State	1st and 10 at OSU 33	Field Goal

Punt returns - 20 yards or longer (0)

Yds	Returner	Opponent	Result of Return	Result of Drive
-----	----------	----------	------------------	-----------------



2023 Scoring Summary

Sept. 2 vs. Central Arkansas

	Qtr.	Time	Plays	Yds.	Elapsed
Brennan Presley, 11 yd pass from Garret Rangel	1	2:58	9	80	2:47
Alex Hale, 36 yd field goal	2	5:34	11	31	3:59
Alex Hale, 45 yd field goal	2	0:00	4	0	0:30
Elijah Collins, 17 yd run	4	10:44	9	93	3:57
Ollie Gordon, 2 yd run	4	5:54	6	78	2:41

Sept. 9 vs. Arizona State

	Qtr.	Time	Plays	Yds.	Elapsed
Ollie Gordon, 2 yd run	2	11:58	7	43	3:02
Alex Hale, 52 yd field goal	2	7:41	6	40	2:26
De/Zhaun Stribling, 3 yd pass from Gunnar Gundy	3	9:09	5	60	3:04
Alex Hale, 22 yd field goal	4	7:11	10	52	5:28
Brennan Presley, 16 yd pass from Garret Rangel	4	2:56	6	33	3:07

Sept. 16 vs. South Alabama

	Qtr.	Time	Plays	Yds.	Elapsed
Jaden Nixon, 2 yd run	4	12:14	17	84	6:09

Sept. 23 vs. Iowa State

	Qtr.	Time	Plays	Yds.	Elapsed
Alan Bowman, 12 yd rush	1	5:40	2	83	0:55
Jaden Nixon, 60 yd pass from Alan Bowman	2	11:01	4	75	1:54
Alex Hale, 38 yd field goal	2	0:00	7	44	0:45
Alex Hale, 53 yd field goal	3	2:54	7	40	2:36
Rashod Owens, 20 yd pass from Alan Bowman	4	2:46	11	65	3:48

Oct. 6 vs. Kansas State

	Qtr.	Time	Plays	Yds.	Elapsed
Ollie Gordon, 2 yd run	1	7:54	15	72	5:24
Alex Hale, 43 yd field goal	1	0:04	8	47	3:58
Alex Hale, 34 yd field goal	2	0:55	8	63	3:08
Cameron Epps, 35 yd interception return	2	0:34	-	-	-
Alex Hale, 53 yd field goal	3	12:03	8	31	2:49
Alex Hale, 31 yd field goal	3	4:47	6	54	3:22
Alex Hale, 25 yd field goal	4	11:31	5	18	1:18

Oct. 14 vs. Kansas

	Qtr.	Time	Plays	Yds.	Elapsed
Ollie Gordon, 17 yd pass from Alan Bowman	1	13:11	5	77	1:45
Brennan Presley, 20 yd pass from Alan Bowman	1	7:25	9	83	3:00
Alex Hale, 28 yd field goal	1	2:10	8	64	3:04
Ollie Gordon, 42 yd rush	2	2:52	2	53	00:48
Alex Hale 26 yd field goal	3	5:28	13	66	5:45
Alex Hale, 21 yd field goal	4	11:32	10	74	4:52
Brennan Presley, 6 yd rush	4	2:33	9	50	3:50
Alex Hale, 42 yd field goal	4	0:15	4	9	1:42

Oct. 21 vs. West Virginia

	Qtr.	Time	Plays	Yds.	Elapsed
Alex Hale, 37 yd field goal	1	11:00	9	51	2:43
Ollie Gordon, 2 yd rush	1	7:19	6	39	1:46
Alex Hale, 29 yd field goal	2	5:06	10	63	3:43
Jaden Bray, 5 yd pass from Alan Bowman	3	4:52	6	52	2:24
Ollie Gordon, 16 yd rush	4	13:16	3	27	0:55
Brennan Presley, 29 yd pass from Alan Bowman	4	7:00	5	74	2:31
Ollie Gordon, 46 yd rush	4	4:15	1	46	0:10
Ollie Gordon, 53 yd rush	4	1:40	2	61	0:56

Oct. 28 vs. Cincinnati

	Qtr.	Time	Plays	Yds.	Elapsed
Josiah Johnson, 29 yd pass from Alan Bowman	1	13:02	5	64	1:52
Alex Hale, 28 yd field goal	2	8:55	6	77	1:07
Brennan Presley, 15 yd pass from Alan Bowman	3	11:54	4	66	1:21
Ollie Gordon, 9 yd rush	3	9:03	4	29	1:33
Brennan Presley, 1 yd rush	3	3:15	6	65	2:41
Ollie Gordon, 75 yd rush	4	4:41	1	75	0:13
Elijah Collins, 26 yd rush	4	1:58	3	34	1:41

Nov. 4 vs. Oklahoma

	Qtr.	Time	Plays	Yds.	Elapsed
Ollie Gordon, 20 yd rush	1	11:39	8	75	3:21
Alan Bowman, 13 yd rush	2	14:53	10	57	5:17
Alex Hale, 36 yd field goal	2	9:42	10	55	3:52
Ollie Gordon, 2 yd rush	4	7:59	8	97	4:43
Alex Hale, 34 yd field goal	4	6:59	4	3	0:53

Nov. 11 vs. UCF

	Qtr.	Time	Plays	Yds.	Elapsed
Alex Hale, 25 yd field goal	3	10:00	13	68	5:00

Nov. 18 vs. Houston

	Qtr.	Time	Plays	Yds.	Elapsed
Alex Hale, 46 yd field goal	1	3:34	10	46	4:09
Jaden Bray, 23 yd pass from Alan Bowman	2	12:59	10	80	4:12
Leon Johnson 21 yd pass from Alan Bowman	2	1:29	2	22	0:43
Alex Hale, 21 yd field goal	2	0:00	5	51	0:31
Ollie Gordon, 6 yd rush	3	7:58	11	74	4:18
Ollie Gordon, 6 yd rush	3	5:14	2	63	0:32
Alex Hale, 44 yd field goal	4	9:45	6	24	2:42
Ollie Gordon, 3 yd rush	4	2:19	10	78	5:04



2023 Drive Analysis

Oklahoma State Season Drive Chart

Opponent	Total Drives	Total Yards	Avg. Start Position	Start In Opp.	How Ended							
					TD	FG	Missed FG	Punt	Downs	Turnover	Clock	Saf
Central Arkansas	12	453	OSU29	2	3	2	0	5	0	1	1	0
at Arizona State	12	304	OSU39	4	3	2	1	5	0	0	1	0
South Alabama	11	208	OSU21	0	1	0	0	9	0	1	0	0
at Iowa State	15	409	OSU23	0	3	2	0	8	0	2	0	0
Kansas State	13	412	OSU33	2	1	5	1	3	1	0	2	0
Kansas	13	554	OSU33	3	4	4	1	4	0	0	0	0
at West Virginia	14	491	OSU35	3	6	2	1	3	0	1	1	0
Cincinnati	14	601	OSU33	2	6	1	2	3	0	2	0	0
Oklahoma	14	481	OSU31	2	3	2	0	4	3	1	1	0
at UCF	14	277	OSU35	2	0	1	0	6	2	4	1	0
at Houston	14	501	OSU33	1	5	3	0	3	0	1	1	1

Note: Non-offensive touchdowns and turnovers on punt returns and kick returns are not counted as drives.

Opponent Season Drive Chart

Opponent	Total Drives	Total Yards	Avg. Start Position	Start In Opp.	How Ended							
					TD	FG	Missed FG	Punt	Downs	Turnover	Clock	Saf
Central Arkansas	11	391	UCA20	0	2	0	2	6	0	1	0	0
at Arizona State	12	277	ASU22	0	2	0	0	4	4	1	1	0
South Alabama	13	395	USA35	2	4	2	0	5	0	0	2	0
at Iowa State	15	422	ISU28	1	4	2	0	8	0	0	1	0
Kansas State	13	372	KSU24	0	3	0	0	4	3	3	0	0
Kansas	14	500	KU24	0	5	0	0	3	2	2	2	0
at West Virginia	14	471	WVU25	1	4	2	0	3	2	2	1	0
Cincinnati	15	442	UC23	0	2	0	1	6	2	2	2	0
Oklahoma	13	492	OU24	0	3	1	1	3	2	3	0	0
at UCF	14	592	UCF27	0	6	1	0	3	2	1	1	0
at Houston	12	393	HOU21	0	3	0	0	6	1	2	0	0

Note: Non-offensive touchdowns and turnovers on punt returns and kick returns are not counted as drives.

Scoring Drive Analysis

Plays Run	Okla. State		Opponent	
	TD	FG	TD	FG
1-5	16	5	18	2
6-10	15	16	18	3
11-15	3	3	2	3
16+	1	0	0	0

Yards Gained	Okla. State		Opponent	
	TD	FG	TD	FG
Negative Yards	0	0	0	0
0-9 yards	0	3	0	1
10-19 yards	0	1	1	0
20-29 yards	3	1	0	0
30-39 yards	3	2	0	0
40-49 yards	2	5	1	2
50-59 yards	4	5	2	2
60-69 yards	7	5	5	3
70-79 yards	9	2	21	0
80-89 yards	5	0	4	0
90-99 yards	2	0	4	0

Time Consumed	Okla. State		Opponent	
	TD	FG	TD	FG
0:00-0:59	8	4	6	1
1:00-1:59	7	3	10	0
2:00-2:59	5	5	9	1
3:00-3:59	8	7	7	2
4:00-4:59	3	2	3	2
5:00-5:59	3	3	2	1
6:00-6:59	1	0	0	1
7:00-7:59	0	0	0	0
8:00-8:59	0	0	1	0
9:00-9:59	0	0	0	0
10:00+	0	0	0	0
OT (Untimed)	0	0	0	0

Three-and-Out

For this note, a three-and-out is a possession in which three offensive plays were run without gaining a first down and those plays were followed by a punt, or a possession that resulted in a turnover before the offense gained a first down. End-of-half series with no attempt to gain a first down aren't included.

Game	OSU Three-and-Out/Drives	Opponent Three-and-Out/Drives
Central Arkansas	3/12	2/11
at Arizona State	2/12	4/12
South Alabama	4/11	2/13
at Iowa State	5/15	5/15
Kansas State	3/13	3/13
Kansas	2/13	3/14
at West Virginia	1/14	4/14
Cincinnati	2/14	2/14
Oklahoma	2/14	3/13
at UCF	6/14	4/14
at Houston	2/14	2/12

Scoring Drive Superlatives

Longest Drives	Most Plays	Fastest Drives
97 yds, 8 pl, 4:43 vs. OU (TD)	17 pl, 84 yds, 6:09 vs. USA (TD)	0:10, 46 yds, 1 pl at WVU (TD)
93 yds, 9 pl, 3:57 vs. UCA (TD)	15 pl, 72 yds, 5:24 vs. KSU (TD)	0:13, 75 yds, 1 pl vs. UC (TD)
84 yds, 17 pl, 6:09 vs. USA (TD)	13 pl, 68 yds, 5:00 at UCF (FG)	0:20, 0 yds, 4 pl vs. UCA (FG)
83 yds, 9 pl, 3:00 vs. KU (TD)	13 pl, 66 yds, 5:45 vs. KU (FG)	0:31, 51 yds, 5 pl at UH (FG)
83 yds, 2 pl, 0:55 at ISU (TD)	11 pl, 65 yds, 3:48 at ISU (TD)	0:32, 63 yds, 2 pl at UH (TD)
80 yds, 9 pl, 2:47 vs. UCA (TD)	11 pl, 31 yds, 3:59 vs. UCA (FG)	0:43, 44 yds, 7 pl at ISU (FG)
80 yds, 10 pl, 5:04 at UH (TD)	11 pl, 74 yds, 4:18 at UH (TD)	0:48, 22 yds, 2 pl at UH (TD)
78 yds, 10 pl, 4:18 at UH (TD)	10 pl, 80 yds, 4:12 at UH (TD)	0:48, 53 yds, 2 pl vs. KU (TD)
78 yds, 6 pl, 2:41 vs. UCA (TD)	10 pl, 78 yds, 5:04 at UH (TD)	0:53, 3 yds, 4 pl vs. OU (FG)
77 yds, 6 pl, 1:07 vs. UC (FG)	10 pl, 74 yds, 4:52 vs. KU (FG)	0:55, 27 yds, 3 pl at WVU (TD)

Shortest Drives	Fewest Plays	Slowest Drives
0 yds, 4 pl, 0:20 vs. UCA (FG)	1 pl, 46 yds, 0:10 at WVU (TD)	6:09, 84 yds, 17 pl vs. USA (TD)
3 yds, 4 pl, 0:53 vs. OU (FG)	1 pl, 75 yds, 0:13 vs. UC (TD)	5:45, 66 yds, 13 pl vs. KU (FG)
9 yds, 4 pl, 1:42 vs. KU (FG)	2 pl, 63 yds, 0:32 at UH (TD)	5:28, 52 yds, 10 pl at ASU (FG)
18 yds, 5 pl, 1:18 vs. KSU (FG)	2 pl, 53 yds, 0:48 vs. KU (TD)	5:24, 72 yds, 15 pl vs. KSU (TD)
22 yds, 2 pl, 0:43 at UH (TD)	2 pl, 22 yds, 0:43 at UH (TD)	5:17, 57 yds, 10 pl vs. OU (TD)
24 yds, 6 pl, 2:42 at UH (FG)	2 pl, 61 yds, 0:56 at WVU (TD)	5:04, 78 yds, 10 pl at UH (TD)
27 yds, 3 pl, 0:55 at WVU (TD)	2 pl, 83 yds, 0:55 at ISU (TD)	5:00, 68 yds, 13 pl at UCF (FG)
29 yds, 4 pl, 1:33 vs. UC (TD)	3 pl, 27 yds, 0:55 at WVU (TD)	4:52, 74 yds, 10 pl vs. KU (FG)
31 yds, 8 pl, 2:49 vs. KSU (FG)	3 pl, 34 yds, 1:41 vs. UC (TD)	4:43, 97 yds, 9 pl vs. OU (TD)
33 yds, 6 pl, 3:07 at ASU (TD)	4 pl, 3 yds, 0:53 vs. OU (FG)	3:59, 31 yds, 11 pl vs. UCA (FG)

Game-Opening Drives

	Oklahoma State				Opponent			
	Plays	Yards	TOP	Result	Plays	Yards	TOP	Result
Central Arkansas	11	50	4:32	Int.	11	59	4:39	Missed FG
at Arizona State	4	24	1:14	Punt	3	7	1:29	Punt
South Alabama	6	27	1:56	Punt	14	68	6:46	FG
at Iowa State	3	3	1:46	Punt	6	25	3:55	Punt
Kansas State	15	72	5:24	TD	3	3	1:42	Punt
Kansas	5	77	1:45	TD	5	18	2:42	Punt
at West Virginia	9	51	2:43	FG	3	8	1:04	Punt
Cincinnati	5	64	1:52	TD	7	70	2:54	Missed FG
Oklahoma	8	75	3:21	TD	3	75	0:48	TD
at UCF	4	32	1:31	Fumble	13	68	5:00	FG
at Houston	5	17	2:28	Punt	7	43	3:22	Downs

Second Half-Opening Drives

	Oklahoma State				Opponent			
	Plays	Yards	TOP	Result	Plays	Yards	TOP	Result
Central Arkansas	6	30	3:06	Punt	9	47	3:38	Missed FG
at Arizona State	5	60	3:04	TD	6	35	2:47	Downs
South Alabama	9	21	4:15	Punt	5	23	2:39	Punt
at Iowa State	5	43	2:16	INT	3	8	1:27	Punt
Kansas State	8	31	2:49	FG	10	43	3:54	Downs
Kansas	13	66	5:45	FG	8	75	3:47	TD
at West Virginia	7	30	3:01	Punt	3	1	1:08	Punt
Cincinnati	4	66	1:21	TD	3	7	1:45	Punt
Oklahoma	7	48	2:53	Downs	3	19	1:10	INT
at UCF	8	75	3:10	TD	2	-1	0:39	Fumble
at Houston	11	74	4:18	TD	5	16	2:44	Punt



OSU in the 2023 Big 12 and NCAA Statistics

Team Stats

Category	Value	Big 12 Rank	NCAA Rank
Scoring Offense	29.3	8	50
Scoring Defense	26.7	9	71
Total Offense	426.5	8	38
Total Defense	431.9	14	115
Rushing Offense	166.1	9	55
Rushing Defense	175.8	11	107
Passing Offense	260.4	5	41
Passing Yards Allowed	256.1	14	115
Team Passing Efficiency	118.96	14	107
Team Passing Efficiency Defense	148.18	13	112
Passing Yards per Completion	11.19	11	94
Completion Percentage	.589	11	84
Kickoff Returns	22.45	3	27
Kickoff Return Defense	16.67	1	25
Punt Returns	3.3	14	118
Punt Return Defense	2.86	3	13
Passes Intercepted	11	6	30
Passes Had Intercepted	11	11	91
Net Punting	39.94	8	41
Team Sacks	2.18	3	57
Team Tackles for Loss	6.5	3	27
Sacks Allowed	1.0	2	9
Tackles for Loss Allowed	4.55	5	26
First Downs Offense	233	10	56
First Downs Defense	213	4	58
3rd Down Conversion Pct	.380	10	79
3rd Down Conversion Pct Defense	.409	8	88
4th Down Conversion Pct	.500	8	65
4th Down Conversion Pct Defense	.136	1	2
Fewest Penalties	57	6	34
Fewest Penalties Per Game	5.18	6	33
Fewest Penalty Yards	471	3	24
Fewest Penalty Yards Per Game	42.82	3	23
Time of Possession	29:55	8	69
Turnover Margin	0.27	5	40
Turnovers Gained	18	3	30
Turnovers Lost	15	8	61
Fumbles Recovered	7	3	37
Fumbles Lost	4	4	21
Blocked Kicks	4	1	2
Blocked Kicks Allowed	3	11	110
Blocked Punts	1	2	17
Blocked Punts Allowed	1	7	73
Red Zone Offense	.854	5	59
Red Zone Defense	.800	6	44
Defensive TDs	1	6	52
Winning Percentage	.727	3	23

Individual Stats (Top 15 in the Big 12 or top 100 in the FBS)

	Value	Big 12 Rank	FBS Rank
0 Ollie Gordon - RB			
Rushing Yards	1,414	1	1
Rushing Yards Per Game	128.5	1	1
Carries of 20+ yards	18	1	1
Carries of 30+ yards	14	1	1
Carries of 40+ yards	7	1	1
Carries of 70+ yards	2	1	1
200-yard rushing games	2	1	1
100-yard rushing games	7	2	2
All Purpose	152.36	1	3
Rushing TDs	15	1	5
Total Touchdowns	16	1	6
Rush Yards Per Carry	6.7	1	10
Total Points Scored	96	3	16
Scoring	8.7	3	19
Points Responsible For	96	10	86
Points Responsible For Per Game	8.7	10	93
Total Offense	128.5	11	-
12 Alan Bowman - QB			
Completions Per Game	19.73	4	36
Passing Yards	2,487	4	36
Passing Yards Per Game	226.1	4	44
Total Offense	228.8	7	59
Passing Yards per Completion	11.46	9	71
Completion Percentage	.591	9	73
Yards per Pass Attempt	6.78	10	77
Passing Efficiency	120.1	10	88
Passing TDs	10	14	92
80 Brennan Presley - WR			
Receptions Per Game	6.1	1	25
Combined Kick Returns	301	10	69
Receiving Yards	656	9	81
Receiving Yards Per Game	59.6	9	86
Receiving TDs	5	9	88
All Purpose	89.82	12	96
10 Rashod Owens - WR			
Receptions Per Game	4.2	11	-
Receiving Yards	595	13	-
Receiving Yards Per Game	54.1	15	-

	Value	Big 12 Rank	FBS Rank
4 Nickolas Martin - LB			
Solo Tackles	5.7	1	7
Total Tackles	10.2	1	13
Tackles For Loss	1.3	3	18
Sacks	0.55	7	60
30 Collin Oliver - LB			
Forced Fumbles	0.36	1	4
Sacks	0.55	7	60
Fumbles Recovered	1	8	91
5 Kendal Daniels - S			
Fumbles Recovered	2	2	17
Total Tackles	7.5	7	62
1 Xavier Benson - LB			
Fumbles Recovered	2	2	17
7 Cameron Epps - S			
Total Interceptions	3	8	37
Interceptions Per Game	0.3	10	48
9 Trey Rucker - S			
Total Tackles	7.4	8	78
96 Kody Walterscheid - DE			
Fumbles Recovered	1	8	91
39 Parker Robertson - S			
Fumbles Recovered	1	8	91
19 Alex Hale - K			
Field Goals Per Game	2.18	1	1
Total Points Scored	106	2	7
Scoring	9.6	2	9
Field Goal Percentage	0.8	3	43
Points Responsible For	106	9	71
Points Responsible For Per Game	9.6	9	79

- = player is not in the NCAA top 100 in this category



2023 Oklahoma State Statistics

Record:	Overall	Home	Away	Neutral
ALL GAMES	8-3-0	5-1-0	3-2-0	0-0-0
CONFERENCE	6-2-0	4-0-0	2-2-0	0-0-0
NON-CONFERENCE	2-1-0	1-1-0	1-0-0	0-0-0

Results

DATE	OPPONENT	W/L	SCORE	ATTEND
09/02/2023	Central Arkansas	W	27-13	53,855
09/09/2023	Arizona State	W	27-15	42,569
09/16/2023	South Alabama	L	7-33	53,855
*9/23/2023	at Iowa State	L	27-34	59,022
*10/06/2023	Kansas State	W	29-21	53,855
*10/14/2023	Kansas	W	39-32	53,855
*10/21/2023	at West Virginia	W	48-34	51,870
*10/28/2023	Cincinnati	W	45-13	53,855
*11/04/2023	Oklahoma	W	27-24	54,105
*11/11/2023	at UCF	L	3-45	44,046
*11/18/2023	at Houston	W	43-30	33,906
*11/25/2023	BYU			

Team Statistics

	OSU	OPP
Scoring	322	294
Points per game	29.3	26.7
Points Off Turnovers	54	33
First Downs	233	213
Rushing	79	97
Passing	141	105
Penalty	13	11
Rushing Yardage	1827	1934
Yards gained rushing	2021	2195
Yards lost rushing	194	261
Rushing attempts	364	410
Average per rush	5.1	4.7
Average per game	166.1	175.8
TDs Rushing	22	15
Passing Yardage	2864	2817
Comp-Att-Int	256-435-11	197-329-11
Average per pass	6.6	8.6
Average per catch	11.2	14.3
Average per game	260.4	256.1
TDs Passing	13	23
Total offense	4691	4751
Total plays	796	739
Average per play	5.9	6.4
Average per game	426.5	431.9
Kick returns: #-Yards	22-494	15-250
Punt returns: #-Yards	10-33	14-40
Int returns: #-Yards	11-166	11-149
Kick return average	22.5	16.7
Punt return average	3.3	2.9
Int return average	15.1	13.5
Fumbles-Lost	11-4	15-7
Penalties-Yards	57-2217	64-505
Average per game	41.8	45.9
Punts-Yards	53-2217	50-2162
Average per punt	41.8	43.2
Net punt average	39.5	41.1
Kickoffs-Yards	69-4322	57-3565
Average per kick	62.6	62.5
Net kick average	41.0	39.5
Time of possession / game	29:55	29:48
3rd-down conversion	62/163	63/154
3rd-down pct	38%	41%
4th-down conversion	8/16	3/22
4th-down pct	50%	14%
Sacks by-Yards	24-133	11-79
Misc Yards	0	0
Touchdowns scored	36	39
Field goals - attempts	24-30	8-12
On-Side kicks	0-0	0-1
Red-zone scores	(41-48) 85%	(20-25) 80%
Red-zone touchdowns	(25-48) 52%	(15-25) 60%
PAT-attempts	(34-35) 97%	(30-32) 94%
2-point conversion-attempts	(0-1) 0%	(2-7) 29%
Attendance	323380	231413
Games / Avg per game	6/53897	5/46283
Neutral site games	-	-

Score by Quarters	1st	2nd	3rd	4th	OT	Total
Oklahoma St.	68	64	64	115	-	322
Opponents	73	102	57	62	-	294

Rushing

Player	GP	Att	Gain	Loss	Net	Avg	TD	Long	Avg/G
Ollie Gordon	11	211	1449	35	1414	6.7	15	75	128.5
Jaden Nixon	11	47	200	19	181	3.9	1	34	16.5
Elijah Collins	9	30	146	4	142	4.7	2	26	15.8
Gunnar Gundy	3	14	72	33	39	2.8	0	21	13.0
Brennan Presley	11	10	35	4	31	3.1	2	8	2.8
Alan Bowman	11	21	71	41	30	1.4	2	13	2.7
Garret Rangel	5	6	28	7	21	3.5	0	10	4.2
Sesi Vailahi	1	4	20	0	20	5.0	0	8	20.0
Jaden Bray	8	1	0	5	-5	-5.0	0	0	-0.6
Team	11	16	0	46	-46	-2.9	0	0	-4.2
Total	11	361	2021	194	1827	5.1	22	75	166.1
Opponents	11	410	2195	261	1934	4.7	15	92	175.8

Passing

Player	G	Effic	Comp-Att-Int	Pct	Yds	TD	Lng	Avg/G
Alan Bowman	11	120.1	217-367-9	59.1	2487	10	67	226.1
Gunnar Gundy	3	121.4	21-34-0	61.8	202	1	39	67.3
Garret Rangel	5	112.7	17-32-1	53.1	172	2	30	34.4
Brennan Presley	11	125.2	1-1-0	100.0	3	0	3	0.3
Ollie Gordon	11	-200.0	0-1-1	0.0	0	0	0	0.0
Total	11	119.0	256-435-11	58.9	2864	13	67	260.4
Opponents	11	148.2	197-329-11	59.9	2817	23	75	256.1

Receiving

Player	G	No.	Yds	Avg	TD	Long	Avg/G
Brennan Presley	11	67	656	9.8	5	29	59.6
Rashod Owens	11	46	595	12.9	1	45	54.1
Ollie Gordon	11	29	262	9.0	1	50	23.8
Jaden Bray	8	28	372	13.3	2	45	46.5
Josiah Johnson	11	19	146	7.7	1	29	13.3
Leon Johnson III	7	18	314	17.4	1	67	44.9
De'Zhaun Stribling	4	14	198	14.1	1	30	49.5
Blaine Green	8	13	102	7.8	0	24	12.8
Jaden Nixon	11	10	113	11.3	1	60	10.3
Talyn Shettron	7	6	78	13.0	0	19	11.1
Elijah Collins	9	2	19	9.5	0	18	2.1
Braden Cassity	11	2	0	0.0	0	3	0.0
Alan Bowman	11	1	3	3.0	0	3	0.3
Jake Schultz	11	1	6	6.0	0	6	0.5
Total	11	256	2864	11.2	13	67	260.4
Opponents	11	197	2817	14.3	23	75	256.1

Total Offense

Player	G	Plays	Rush	Pass	Total	Avg/G
Alan Bowman	11	388	30	2487	2517	228.8
Ollie Gordon	11	212	1414	0	1414	128.5
Gunnar Gundy	3	48	39	202	241	80.3
Garret Rangel	5	38	21	172	193	38.6
Jaden Nixon	11	47	181	0	181	16.5
Elijah Collins	9	30	142	0	142	15.8
Brennan Presley	11	11	31	3	34	3.1
Sesi Vailahi	1	4	20	0	20	20.0
Jaden Bray	8	1	-5	0	-5	-0.6
Total	11	796	1827	2864	4691	426.5
Opponents	11	739	1934	2817	4751	431.9



2023 Oklahoma State Statistics

Scoring

Player	TD	FGs	PATs					DXP	Saf	Points
			Kick	Rush	Rcv	Pass				
Alex Hale	-	24-30	34-35	-	-	-	-	-	-	106
Ollie Gordon	16	-	-	-	-	-	-	-	-	96
Brennan Presley	7	-	-	-	-	-	-	-	-	42
Alan Bowman	2	-	-	-	-	-	-	-	-	12
Elijah Collins	2	-	-	-	-	-	-	-	-	12
Jaden Nixon	2	-	-	-	-	-	-	-	-	12
Jaden Bray	2	-	-	-	-	-	-	-	-	12
Leon Johnson III	1	-	-	-	-	-	-	-	-	6
Josiah Johnson	1	-	-	-	-	-	-	-	-	6
Rashod Owens	1	-	-	-	-	-	-	-	-	6
De'Zhaun Stribling	1	-	-	-	-	-	-	-	-	6
Cameron Epps	1	-	-	-	-	-	-	-	-	6
Total	36	24-30	34-35	0	0	0	0	0	0	322
Opponents	39	8-12	30-32	2	0	0	0	1	0	294

Punt Returns

Player	no.	yds	avg	td	lg
Brennan Presley	9	33	3.7	0	14
Jaden Nixon	1	0	0.0	0	0
Total	10	33	3.3	0	14
Opponents	14	40	2.9	0	10

Kick Returns

Player	No.	Yds	Avg	TD	Long
Brennan Presley	11	268	24.4	0	40
Jaden Nixon	10	216	21.6	0	33
Elijah Collins	1	10	10.0	0	10
Total	22	494	22.5	0	40
Opponents	15	250	16.7	0	26

Interceptions

Player	No.	Yds	Avg	TD	Long
Cameron Epps	3	51	17.0	1	35
Dylan Smith	2	31	15.5	0	26
Trey Rucker	1	29	29.0	0	29
Korie black	1	16	16.0	0	16
Kendal Daniels	1	20	20.0	0	20
Cam Smith	1	6	6.0	0	6
Lyrik Rawls	1	0	0.0	0	0
Nickolas Martin	1	13	13.0	0	13
Total	11	166	15.1	1	35
Opponents	11	149	13.5	1	57

Fumble Returns

Player	No.	Yds	Avg	TD	Long
Kendal Daniels	2	25	12.5	0	25
Xavier Benson	2	0	0.0	0	0
Kody Walterscheid	1	0	0.0	0	0
Collin Oliver	1	0	0.0	0	0
Parker Robertson	1	0	0.0	0	0
Total	7	25	3.6	0	25
Opponents	4	0	0.0	0	0

All-Purpose

Player	G	Rush	Rec	PR	KOR	IR	Tot	Avg/G
Ollie Gordon	11	1414	262	0	0	0	1676	152.4
Brennan Presley	11	31	656	33	268	0	988	89.8
Rashod Owens	11	0	595	0	0	0	595	54.1
Jaden Nixon	11	181	113	0	216	0	510	46.4
Jaden Bray	8	-5	372	0	0	0	367	45.9
Leon Johnson III	7	0	314	0	0	0	314	44.9
De'Zhaun Stribling	4	0	198	0	0	0	198	49.5
Elijah Collins	9	142	19	0	10	0	171	19.0
Josiah Johnson	11	0	146	0	0	0	146	13.3
Blaine Green	8	0	102	0	0	0	102	12.8
Talyn Shettron	7	0	78	0	0	0	78	11.1
Cameron Epps	11	0	0	0	0	51	51	4.6
Gunnar Gundy	3	39	0	0	0	0	39	13.0
Alan Bowman	11	30	3	0	0	0	33	3.0
Dylan Smith	7	0	0	0	0	31	31	4.4
Trey Rucker	11	0	0	0	0	29	29	2.6
Garret Rangel	5	21	0	0	0	0	21	4.2
Kendal Daniels	11	0	0	0	0	20	20	1.8
Sesi Vailahi	1	20	0	0	0	0	20	20.0
Korie Black	11	0	0	0	0	16	16	1.5
Nickolas Martin	11	0	0	0	0	13	13	1.2
Jake Schultz	11	0	6	0	0	0	6	0.5
Cam Smith	11	0	0	0	0	6	6	0.5
Total	11	1827	2864	33	494	166	5384	489.5
Opponents	11	1934	2817	40	250	149	5190	471.8

Field Goals

Player	FGM-FGA	Pct	01-19	20-29	30-39	40-49	50-99	Lg	Blk
Alex Hale	24-30	80.0	0-0	9-10	7-8	5-8	3-4	53	1
Total	24-30	80.0	0-0	9-10	7-8	5-8	3-4	53	1
Opponents	8-12	66.7	0-0	1-3	4-4	2-3	1-2	51	1

Field Goal Sequence

Player	Oklahoma State	OPPONENTS
Central Arkansas	(36), (45)	28, 46
Arizona State	(52), 49, (22)	-
South Alabama	-	(39), (42)
Iowa State	(38), (53)	(51), (46)
Kansas State	(43), 21, (34), (53), (31), (25)	-
Kansas	(28), (26), (21), 43, (42)	-
West Virginia	(37), (29), 31	(34), (29)
Cincinnati	(28), 40, 52	23
Oklahoma	(36), (34)	51, (36)
UCF	(25)	(30)
Houston	(46), (21), (44)	-
BYU	-	-

Numbers in parentheses indicate field goal was made.

Punting

Player	No.	Yds	Avg	Long	TB	FC	I20	50+	Blkd
Hudson Kaak	27	1077	39.9	51	0	11	15	1	0
Wes Pahl	25	1116	44.6	61	3	11	6	6	0
Team	1	24	24	24.0	0	0	0	0	1
Total	53	2217	41.8	61	3	22	21	7	1
Opponents	50	2162	43.2	61	2	24	17	9	1

Kickoffs

Player	No.	Yds	Avg	TB	OB	Retn	Net	YdLn
Logan Ward	69	4322	62.6	36	1	-	-	-
Total	69	4322	62.6	36	1	16	41.0	24
Opponents	57	3565	62.5	30	2	24	39.5	25



2023 Oklahoma State Statistics

Defensive Stats

Player	GP	-----Tackles-----			TFL/Yds	-Sacks-		---Pass Def---		QBH	-Fumbles-		Blkd	
		Solo	Ast	Total		No-Yards	Int-Yds	BrUp	Rcv-Yds		FF	Kick	Saf	
4 Nickolas Martin	11	63	49	112	14.5-39	6-23	1-13	.	7	.	1	.	.	
5 Kendal Daniels	11	50	33	83	4.5-25	2-17	1-20	.	.	.	2-25	1	.	.
9 Trey Rucker	11	49	32	81	4-11	.	1-29
30 Collin Oliver	11	38	26	64	13.5-63	6-48	.	5	8	.	1-0	4	.	.
1 Xavier Benson	11	28	22	50	7-22	1.5-8	.	1	4	.	2-0	1	.	.
94 Anthony Goodlow	11	14	21	35	5.5-16	2-8
7 Cameron Epps	11	22	12	34	.	.	3-51	4
8 D.J. McKinney	11	18	10	28	.	.	.	4
92 Nathan Latu	11	9	14	23	4-13	2-9	.	.	2	.	1	.	.	.
6 Lyrik Rawls	3	10	10	20	0.5-1	.	1-0
97 Justin Kirkland	11	7	8	15	3-12	.	.	1	1
2 Korie Black	11	11	4	15	1-3	.	1-16	4	.	.	1	1	.	.
3 Cam Smith	11	11	4	15	0.5-1	.	1-6	3
96 Kody Walterscheid	11	7	5	12	1-2	.	.	.	2	.	1-0	.	1	.
11 Dylan Smith	7	10	2	12	.	.	2-31
15 Ty Williams	11	4	7	11	0.5-0
39 Parker Robertson	11	9	2	11	1-0	.	.	.
93 Collin Clay	11	7	3	10	2.5-7	1.5-6	.	.	1
10 Kale Smith	11	5	5	10	1-1
22 Jeff Roberson	11	4	6	10	1
95 Jaleel Johnson	9	4	5	9	1-7	1-7
56 Xavier Ross	11	6	2	8	3-8	1-2	1	.
87 DeSean Brown	11	3	3	6	1.5-2	0.5-2	.	2	1
33 Donovan Stephens	9	3	3	6	2-5	0.5-3
32 Gabe Brown	9	.	3	3
14 Nick Session	9	1	2	3
44 Justin Wright	2	1	1	2
88 Landon Dean	1	.	2	2	0.5-11
3 Jaden Nixon	11	2	.	2
27 Raymond Gay II	10	2	.	2
0 Ollie Gordon	11	1	1	2
26 Jordan Reagan	10	1	.	1
17 Leon Johnson III	7	1	.	1
23 Kenneth Harris	4	1	.	1
24 Elijah Collins	9	.	1	1
35 Poasa Utu	2	1	.	1
88 De'Zhaun Stribling	4	1	.	1
90 AJ Ridener	1	1	.	1
7 Alan Bowman	11	1	.	1
71 Aden Kelley	10	1	.	1
12 Kam Franklin	4	.	1	1	.
61 Jake Springfield	9	.	1	1
Totals	11	407	300	707	71-241	24-133	11-166	24	27	.	7-25	9	4	0
Opponents	11	408	322	730	50-170	11-79	11-149	44	43	.	4-0	3	3	1



2023 Oklahoma State Statistics

Individual Game-by-Game Passing

Player	Comp	Att	Int	Pct	Yards	TD	Long	Sacked	Effic.
#7 Alan Bowman									
Central Ark.	13	24	0	54.2	80	0	19	1-2	82.2
Arizona St.	11	16	0	68.8	113	0	20	1-7	128.1
South Alabama	6	12	1	50.0	42	0	14	0-0	62.7
Iowa St.	23	48	2	47.9	278	2	60	1-17	102.0
Kansas St.	19	35	0	54.3	235	0	45	0-0	110.7
Kansas	28	41	0	68.3	336	2	50	1-2	153.2
West Virginia	24	36	1	66.7	210	2	29	0-0	128.4
Cincinnati	17	34	1	50.0	286	2	67	0-0	134.2
Oklahoma	28	42	0	66.7	334	0	31	0-0	133.5
UCF	19	36	3	52.8	225	0	21	1-11	88.6
Houston	29	43	1	67.4	348	2	36	0-0	146.1
Totals	217	367	9	59.1	2487	10	67	5-39	120.1
#12 Gunnar Gundy									
Central Ark.	7	9	0	77.8	106	0	39	0-0	176.7
Arizona St.	5	7	0	71.4	32	1	15	2-8	157.0
South Alabama	9	18	0	50.0	64	0	15	3-25	79.9
Totals	21	34	0	61.8	202	1	39	5-33	121.4
#13 Garret Rangel									
Central Ark.	10	15	1	66.7	118	1	30	0-0	141.4
Arizona St.	6	9	0	66.7	46	1	16	0-0	146.3
South Alabama	1	5	0	20.0	8	0	8	1-7	33.4
UCF	0	3	0	0.0	0	0	0	0-0	0.0
Totals	17	32	1	53.1	172	2	30	1-7	112.7
#80 Brennan Presley									
Kansas St.	1	1	0	100.0	3	0	3	0-0	125.2
Totals	1	1	0	100.0	3	0	3	0-0	125.2
#0 Ollie Gordon									
Oklahoma	0	1	1	0.0	0	0	0	0-0	-200.0

Individual Game-by-Game Rushing

Player	No-Yds/TD	UCA	ASU	USA	ISU	KSU	KU	WVU	UC	OU	UCF	UH	BYU
Ollie Gordon	211-1414/15	7-44/1	9-53/1	3-12/0	18-121/0	21-136/1	29-168/1	29-282/4	25-271/2	33-138/2	12-25/0	25-164/3	
Jaden Nixon	47-181/1	6-27/0	7-43/0	5-23/1	2-5/0	5-14/0	7-46/0	-	2--2/0	2--1/0	6-22/0	5-4/0	
Elijah Collins	30-142/2	8-41/1	8-30/0	9-31/0	-	2-6/0	-	-	3-34/1	-	DNP	DNP	
Alan Bowman	21-30/2	2--2/0	2--5/0	-	4-5/1	5-14/0	1--2/0	2-8/0	2-9/0	1-13/1	2--10/0	-	
Gunnar Gundy	14-39/0	2-20/0	2--8/0	10-27/0	DNP	DNP	DNP	DNP	DNP	DNP	DNP	DNP	
Brennan Presley	10-31/2	1-5/0	-	-	-	2-11/0	1-6/1	-	4-11/1	-	-	2--2/0	
Garret Rangel	6-21/0	3-18/0	1-2/0	2-1/0	DNP	DNP	DNP	DNP	-	DNP	-	DNP	
Sesi Vailahi	4-20/0	DNP	DNP	DNP	DNP	DNP	DNP	DNP	DNP	DNP	4-20/0	DNP	
Josiah Johnson	1-0/0	-	-	-	-	1-0/0	-	-	-	-	-	-	
Jaden Bray	1--5/0	-	-	-	-	-	-	1--5/0	DNP	DNP	DNP	-	

Individual Game-by-Game Receiving

Player	No-Yds/TD	UCA	ASU	USA	ISU	KSU	KU	WVU	UC	OU	UCF	UH	BYU
Brennan Presley	67-656/5	6-54/1	4-24/1	3-11/0	2-9/0	4-40/0	8-79/1	9-62/1	3-39/1	8-97/0	5-52/0	15-189/0	
Rashod Owens	46-595/1	2-17/0	-	1-0/0	1-20/1	5-75/0	9-112/0	6-40/0	3-45/0	10-136/0	6-85/0	3-65/0	
Ollie Gordon	29-262/1	2-23/0	2-9/0	2-13/0	4-14/0	1-5/0	6-116/1	-	4-21/0	1-18/0	2-27/0	5-16/0	
Jaden Bray	28-372/2	5-66/0	3-52/0	5-42/0	4-55/0	4-77/0	1-4/0	4-53/1	DNP	DNP	DNP	1-23/1	
Josiah Johnson	18-146/1	2-8/0	-	2-25/0	1-2/0	3-31/0	2-7/0	1-1/0	1-29/1	4-13/0	-	3-21/0	
Leon Johnson II	18-314/1	-	-	DNP	DNP	DNP	DNP	-	5-149/0	5-70/0	6-61/0	2-34/1	
De'Zhaun Stribling	14-198/1	4-73/0	7-65/1	-	3-60/0	DNP	DNP	DNP	DNP	DNP	DNP	DNP	
Blaine Green	13-102/0	3-7/0	-	-	6-58/0	1-10/0	2-18/0	1-9/0	DNP	DNP	-	DNP	
Jaden Nixon	10-113/1	5-37/0	1-8/0	2-8/0	2-60/1	-	-	-	-	-	-	-	
Talyn Shettron	6-78/0	1-19/0	1-8/0	1-15/0	-	-	-	3-36/0	DNP	DNP	DNP	DNP	
Elijah Collins	2-19/0	-	2-19/0	-	-	-	-	-	-	-	DNP	DNP	
Braden Cassity	2-0/0	-	-	-	-	1--3/0	-	-	1-3/0	-	-	-	
Jake Schultz	1-6/0	-	1-6/0	-	-	-	-	-	-	-	-	-	
Alan Bowman	1-3/0	-	-	-	-	1-3/0	-	-	-	-	-	-	



2023 Oklahoma State Statistics

Individual Game-by-Game All-Purpose Yards

Player	No-Yds/TD	UCA	ASU	USA	ISU	KSU	KU	WVU	UC	OU	UCF	UH	BYU
Ollie Gordon	1676	67	62	25	135	141	284	282	292	156	52	180	
Brennan Presley	988	84	37	8	9	82	136	110	99	129	92	199	
Rashod Owens	595	17	-	-	20	75	112	40	45	136	85	65	
Jaden Nixon	510	64	51	73	65	31	46	18	-2	-1	86	79	
Jaden Bray	367	66	47	42	55	77	4	48	DNP	DNP	DNP	23	
Leon Johnson III	314	-	-	DNP	DNP	DNP	DNP	-	149	70	61	34	
De'Zhaun Stribling	198	73	65	3	60	DNP	DNP	DNP	DNP	DNP	DNP	DNP	
Elijah Collins	171	41	49	31	-	6	10	-	34	-	DNP	DNP	
Josiah Johnson	146	8	-	25	2	31	7	10	29	13	-	21	
Blaine Green	102	7	-	-	58	10	18	9	DNP	DNP	-	DNP	
Talyn Shettron	78	19	8	15	-	-	-	36	DNP	DNP	DNP	DNP	
Cameron Epps	51	-	-	-	-	35	-	-	16	-	-	-	
Gunnar Gundy	39	20	-8	27	DNP	DNP	DNP	DNP	DNP	DNP	DNP	DNP	
Alan Bowman	33	-2	-5	-	5	17	-2	8	9	13	-10	-	
Dylan Smith	31	DNP	DNP	DNP	DNP	-	5	-	-	26	-	-	
Trey Rucker	29	-	-	-	-	-	-	-	-	-	-	29	
Garret Rangel	21	18	2	1	DNP	DNP	DNP	DNP	-	DNP	-	DNP	
Kendal Daniels	20	-	-	-	-	-	20	-	-	-	-	-	
Sesi Vailahi	20	DNP	DNP	DNP	DNP	DNP	DNP	DNP	DNP	DNP	20	DNP	
Korie Black	16	-	-	-	-	-	-	16	-	-	-	-	
Nickolas Martin	13	-	-	-	-	13	-	-	-	-	-	-	
Cam Smith	6	-	-	-	-	-	-	-	-	-	-	6	
Jake Schultz	6	-	6	-	-	-	-	-	-	-	-	-	

Individual Game-by-Game Fumbles

Player	No-Lost	UCA	ASU	USA	ISU	KSU	KU	WVU	UC	OU	UCF	UH	BYU
Ollie Gordon	3-2	-	-	-	-	-	-	-	1-1	-	1-1	1-0	
Brennan Presley	2-2	-	-	1-1	-	-	-	1-1	-	-	-	-	
Elijah Collins	1-0	-	-	-	-	-	1-0	-	-	-	DNP	DNP	

Individual Game-by-Game Punt Returns

Player	No-Yds	UCA	ASU	USA	ISU	KSU	KU	WVU	UC	OU	UCF	UH	BYU
Brennan Presley	9-33	1-0	1-13	1-0	-	-	-	1--2	2--4	1-14	-	2-12	
Jaden Nixon	1-0	-	-	-	-	-	1-0	-	-	-	-	-	

Individual Game-by-Game Kick Returns

Player	No-Yds/TD	UCA	ASU	USA	ISU	KSU	KU	WVU	UC	OU	UCF	UH	BYU
Brennan Presley	11-268	2-25	-	-	-	1-31	2-51	2-50	2-53	1-18	1-40	-	
Jaden Nixon	10-216	-	-	2-42	-	1-17	-	2-18	-	-	2-64	3-75	
Elijah Collins	1-10	-	-	-	-	-	1-10	-	-	-	DNP	DNP	

Individual Game-by-Game Fumbles Forced

Player	Number	UCA	ASU	USA	ISU	KSU	KU	WVU	UC	OU	UCF	UH	BYU
Collin Oliver	4	-	1	1	-	-	1	-	-	-	1	-	
Xavier Benson	1	-	-	-	-	-	-	-	-	1	-	-	
Korie Black	1	1	-	-	-	-	-	-	-	-	-	-	
Nickolas Martin	1	-	-	-	-	-	1	-	-	-	-	-	
Kendal Daniels	1	-	-	-	-	-	-	1	-	-	-	-	
Nathan Latu	1	-	-	-	-	-	-	-	1	-	-	-	

Individual Game-by-Game Fumble Returns

Player	No-Yds	UCA	ASU	USA	ISU	KSU	KU	WVU	UC	OU	UCF	UH	BYU
Kendal Daniels	2-25	1-25	-	-	-	-	-	1-0	-	-	-	-	
Xavier Benson	2-0	-	-	-	-	-	-	-	-	1-0	1-0	-	
Collin Oliver	1-0	-	-	-	-	-	-	-	1-0	-	-	-	
Parker Robertson	1-0	-	-	-	-	-	-	1-0	-	-	-	-	
Kody Waterschied	1-0	-	-	-	-	-	-	-	-	1-0	-	-	

Individual Game-by-Game Interception Returns

Player	No-Yds.	UCA	ASU	USA	ISU	KSU	KU	WVU	UC	OU	UCF	UH	BYU
Cameron Epps	3-51	-	-	-	-	2-35	-	-	1-16	-	-	-	
Dylan Smith	1-5	-	-	-	-	-	1-5	-	-	1-26	-	-	
Trey Rucker	1-29	-	-	-	-	-	-	-	-	-	-	1-29	
Kendal Daniels	1-20	-	-	-	-	-	1-20	-	-	-	-	-	
Korie Black	1-16	-	-	-	-	-	-	1-16	-	-	-	-	
Nickolas Martin	1-13	-	-	-	-	1-13	-	-	-	-	-	-	
Cam Smith	1-6	-	-	-	-	-	-	-	-	-	-	1-6	
Lyrik Rawls	1-0	1	1-0	-	DNP	DNP	DNP	DNP	DNP	DNP	DNP	DNP	



2023 Oklahoma State Statistics

Individual Game-by-Game Tackles

Player	UA-A	Total	UCA	ASU	USA	ISU	KSU	KU	WVU	UC	OU	UCF	UH	BYU
Nickolas Martin	63-49	112	3-0	5-5	3-5	4-3	10-7	1-8	10-7	4-8	6-3	6-2	11-1	
Kendal Daniels	50-33	83	5-1	5-4	3-3	7-3	5-3	2-5	8-3	4-3	2-2	6-5	3-1	
Trey Rucker	49-32	81	4-0	1-3	2-3	2-3	5-6	4-4	6-3	6-2	8-1	5-3	6-4	
Collin Oliver	38-26	64	2-1	4-3	5-5	5-0	0-3	4-3	4-6	4-3	3-1	3-1	4-0	
Xavier Benson	28-22	50	2-2	3-2	3-2	2-1	2-1	3-3	2-4	1-2	6-1	2-4	2-0	
Anthony Goodlow	14-21	35	-	2-1	1-3	2-1	1-2	2-2	1-2	3-3	1-2	0-3	1-2	
Cameron Epps	22-12	34	0-1	1-1	1-0	6-4	2-3	6-1	1-0	2-0	3-1	0-1	-	
D.J. McKinney	18-10	28	5-0	0-2	3-2	2-0	2-0	1-1	3-0	1-1	1-1	0-3	-	
Nathan Latu	9-14	23	3-3	1-2	2-2	0-2	0-1	0-1	-	1-0	0-1	2-2	-	
Lyrik Rawls	10-10	20	4-2	3-2	3-6	DNP	DNP	DNP	DNP	DNP	DNP	DNP	DNP	
Korie Black	11-4	15	3-0	1-1	-	2-0	1-1	1-1	0-1	-	2-0	-	1-0	
Cam Smith	11-4	15	-	1-0	1-1	1-0	2-1	1-0	-	1-0	0-1	2-0	2-1	
Justin Kirkland	7-8	15	-	0-2	3-1	0-2	-	2-0	0-1	1-1	-	1-1	-	
Dylan Smith	10-2	12	DNP	DNP	DNP	DNP	-	1-2	1-0	1-0	3-0	2-0	2-0	
Kody Walterscheid	7-5	12	-	1-0	-	1-2	0-2	-	-	2-0	1-0	0-1	2-0	
Parker Robertson	9-2	11	2-0	-	1-1	1-0	1-0	-	-	1-0	1-0	1-1	1-0	
Ty Williams	4-7	11	0-1	-	1-0	1-0	-	1-0	-	1-3	-	0-2	0-1	
Collin Clay	7-3	10	3-0	-	1-0	1-0	1-0	-	0-1	0-2	-	-	1-0	
Kale Smith	5-5	10	0-1	-	0-1	1-1	-	-	1-0	1-1	1-0	1-1	-	
Jeff Roberson	4-6	10	3-0	-	1-1	0-3	-	-	-	1-1	0-1	-	-	
Jaleel Johnson	4-5	9	-	1-1	0-1	0-1	1-0	-	-	-	DNP	1-1	1-1	
Xavier Ross	6-2	8	2-0	0-1	0-1	-	-	-	1-0	1-0	1-0	-	1-0	
Donovan Stephens	3-3	6	1-1	1-1	-	-	-	-	-	DNP	DNP	1-1	-	
DeSean Brown	3-3	6	-	0-1	0-2	-	-	-	-	1-0	-	2-0	-	
Nick Session	1-2	3	-	-	-	DNP	DNP	1-1	-	-	-	-	0-1	
Gabe Brown	0-3	3	0-1	-	DNP	-	-	-	-	0-2	DNP	-	-	
Jaden Nixon	2-0	2	-	-	1-0	-	-	-	1-0	-	-	-	-	
Raymond Gay II	2-0	2	-	-	-	-	-	-	-	2-0	-	DNP	-	
Ollie Gordon	1-1	2	0-1	-	-	-	-	-	-	-	-	1-0	-	
Justin Wright	1-1	2	-	DNP	DNP	1-1	DNP	DNP	DNP	DNP	DNP	DNP	DNP	
Landon Dean	0-2	2	DNP	DNP	DNP	DNP	DNP	DNP	DNP	0-2	DNP	DNP	DNP	
Alan Bowman	1-0	1	-	-	-	-	-	-	-	-	1-0	-	-	
Leon Johnson III	1-0	1	-	-	DNP	DNP	DNP	DNP	-	-	-	1-0	-	
Kenneth Harris	1-0	1	1-0	-	-	-	DNP	DNP	DNP	DNP	DNP	DNP	DNP	
Jordan Reagan	1-0	1	-	-	-	DNP	-	-	-	1-0	-	-	-	
Poasa Utu	1-0	1	DNP	DNP	DNP	DNP	1-0	-	DNP	DNP	DNP	DNP	DNP	
Aden Kelley	1-0	1	-	-	-	-	-	-	-	-	-	1-0	DNP	
De'Zhaun Stribling	1-0	1	-	-	-	1-0	-	DNP	DNP	DNP	DNP	DNP	DNP	
AJ Ridener	1-0	1	DNP	DNP	DNP	DNP	DNP	DNP	DNP	1-0	DNP	DNP	DNP	
Kam Franklin	0-1	1	DNP	DNP	DNP	DNP	-	-	-	DNP	0-1	DNP	DNP	
Elijah Collins	0-1	1	-	-	-	0-1	-	-	-	-	-	DNP	DNP	
Jake Springfield	0-1	1	0-1	DNP	-	DNP	-	-	-	-	-	-	-	

Individual Game-by-Game Tackles For Loss

Player	UA-A	Total	UCA	ASU	USA	ISU	KSU	KU	WVU	UC	OU	UCF	UH	BYU
Nickolas Martin	12-5	14.5	2.0-3	1.0-1	0.5-1	0.5-1	2.5-3	1.5-5	1.5-2	2.0-10	-	-	3.0-13	
Collin Oliver	12-3	13.5	-	2.0-4	1.0-14	2.0-3	-	2.5-22	1.0-2	1.0-1	-	2.0-6	2.0-11	
Xavier Benson	5-4	7.0	1.0-3	0.5-0	0.5-1	-	-	0.5-4	1.0-1	-	3.0-12	0.5-1	-	
Anthony Goodlow	4-3	5.5	-	1.0-5	-	0.5-1	-	1.5-5	1.0-1	-	1.0-3	0.5-1	-	
Kendal Daniels	4-1	4.5	-	-	1.0-9	0.5-1	-	-	1.0-4	1.0-3	-	1.0-8	-	
Trey Rucker	4-0	4.0	1.0-0	-	-	-	1.0-2	-	2.0-3	-	-	-	-	
Nathan Latu	2-4	4.0	1.5-7	0.5-2	-	1.0-2	-	-	-	-	-	1.0-2	-	
Xavier Ross	3-0	3.0	2.0-4	-	-	-	-	-	-	-	1.0-4	-	-	
Justin Kirkland	2-2	3.0	-	0.5-0	-	0.5-1	-	1.0-10	-	-	-	1.0-1	-	
Collin Clay	2-1	2.5	1.0-0	-	-	-	-	-	0.5-1	-	-	-	1.0-1	
Donovan Stephens	1-2	2.0	0.5-3	0.5-1	-	-	-	-	-	DNP	DNP	1.0-1	-	
DeSean Brown	1-1	1.5	-	0.5-2	-	-	-	-	-	-	-	1.0-2	-	
Korie Black	1-0	1.0	-	1.0-3	-	-	-	-	-	-	-	-	-	
Kale Smith	1-0	1.0	-	-	-	-	-	-	1.0-1	-	-	-	-	
Jaleel Johnson	1-0	1.0	DNP	-	-	-	1.0-7	-	-	-	DNP	-	-	
Kody Walterscheid	1-0	1.0	-	-	-	-	-	-	-	1.0-2	-	-	-	
Cam Smith	0-1	0.5	-	-	-	-	0.5-1	-	-	-	-	-	-	
Lyrik Rawls	0-1	0.5	-	0.5-1	-	DNP	DNP	DNP	DNP	DNP	DNP	DNP	DNP	
Ty Williams	0-1	0.5	-	-	-	-	-	-	-	0.5-0	-	-	-	
Landon Dean	0-1	0.5	DNP	DNP	DNP	DNP	DNP	DNP	DNP	0.5-1	DNP	DNP	DNP	

Individual Game-by-Game Sacks

Player	UA-A	Total	UCA	ASU	USA	ISU	KSU	KU	WVU	UC	OU	UCF	UH	BYU
Nickolas Martin	6-0	6	1-1	1-1	-	-	1-1	1-1	-	1-9	-	-	1-10	
Collin Oliver	5-2	6	-	-	1-14	-	-	2.5-22	0.5-2	-	-	1-2	1-8	
Kendal Daniels	2-0	2	-	-	1-9	-	-	-	-	-	-	-	-	
Anthony Goodlow	1-0	2	-	1-5	-	-	-	-	-	-	1-3	-	-	
Nathan Latu	1-2	2	1.5-7	0.5-2	-	-	-	-	-	-	-	-	-	
Xavier Benson	0-1	1.5	-	-	-	-	-	0.5-4	-	-	1-4	-	-	
Collin Clay	1-1	1.5	1-5	-	-	-	-	-	0.5-1	-	-	-	-	
Xavier Ross	1-0	1	1-2	-	-	-	-	-	-	-	-	-	-	
Jaleel Johnson	1-0	1	DNP	-	-	-	1-7	-	-	-	DNP	-	-	
Donovan Stephens	0-1	0.5	0.5-3	-	-	-	-	-	-	DNP	DNP	-	-	
DeSean Brown	0-1	0.5	-	0.5-2	-	-	-	-	-	-	-	-	-	



2023 Oklahoma State Statistics

Game-by-Game Team Stats

Date	Opponent	-----RUSHING-----				-----RECEIVING-----				-----PASSING-----				-----KICK RET-----				-----PUNT RET-----				Tot. Off.
		No.	Yds	TD	Lg	No.	Yds	TD	Lg	Cmp-Att-Int	Yds	TD	Lg	No.	Yds	TD	Lg	No.	Yds	TD	Lg	
09/02/2023	Central Ark.	31	149	2	17	30	304	1	39	30-48-1	304	1	39	2	25	0	15	1	0	0	0	453
09/09/2023	at Arizona St.	31	113	1	34	22	191	2	20	22-32-0	191	2	20	0	0	0	0	1	13	0	13	304
09/16/2023	South Alabama	29	94	1	21	16	114	0	15	16-35-1	114	0	15	2	42	0	23	1	0	0	0	208
09/23/2023	at Iowa St.	24	131	1	71	23	278	2	60	23-48-2	278	2	60	0	0	0	0	0	0	0	0	409
10/06/2023	Kansas St.	40	174	1	36	20	238	0	45	20-36-0	238	0	45	2	48	0	31	0	0	0	0	412
10/14/2023	Kansas	38	218	2	42	28	336	2	50	28-41-0	336	2	50	3	61	0	29	1	0	0	0	554
10/21/2023	at West Virginia	33	281	4	53	24	210	2	29	24-36-1	210	2	29	4	68	0	25	1	-2	0	0	491
10/28/2023	Cincinnati	37	315	4	75	17	286	2	67	17-34-1	286	2	67	2	53	0	35	2	-4	0	0	601
11/04/2023	Oklahoma	38	147	3	35	28	334	0	31	28-43-1	334	0	31	1	18	0	18	1	14	0	14	481
11/11/2023	at UCF	25	52	0	18	19	225	0	21	19-39-3	225	0	21	3	104	0	40	0	0	0	0	277
11/18/2023	at Houston	35	153	3	62	29	348	2	36	29-43-1	348	2	36	3	75	0	33	2	12	0	7	501
11/25/2023	BYU																					
Oklahoma St.		361	1827	22	75	256	2864	13	67	256-435-11	2864	13	67	22	494	0	40	10	33	0	14	4691
Opponents		410	1934	15	92	197	2817	23	75	197-329-11	2817	23	75	15	250	0	26	14	40	0	10	4751

Date	Opponent	-----TACKLES-----			-SACKS-		----FUMBLE----		Pass		Blkd		----PAT ATTEMPTS----					Pts
		Solo	Ast	Total	TFL-Yds	No-Yds	FF	FR-Yds	Int-Yds	QBH	Brk	Kick	Kicks	Run	Rcv	Saf	Off/TO	
09/02/2023	Central Ark.	43	16	59	9.0-31	5-18	1	1-25	0-0	1	5	2	3-3	0	0	0	3	27
09/09/2023	at Arizona St.	30	32	62	8.0-19	3-10	1	0-0	1-0	2	1	0	3-3	0	0	0	0	27
09/16/2023	South Alabama	35	40	75	3.0-25	2-23	1	0-0	0-0	0	1	0	1-1	0	0	0	0	7
09/23/2023	at Iowa St.	40	28	68	5.0-9	0-0	0	0-0	0-0	2	2	0	3-3	0	0	0	0	27
10/06/2023	Kansas St.	34	30	64	5.0-13	2-8	0	0-0	3-48	4	4	0	2-2	0	0	0	0	29
10/14/2023	Kansas	30	32	62	7.0-46	4-27	2	0-0	2-25	1	4	2	3-3	0	0	0	3	39
10/21/2023	at West Virginia	39	28	67	9.0-15	1-3	1	2-0	1-16	1	1	0	6-6	0	0	0	17	48
10/28/2023	Cincinnati	41	34	75	6.0-17	1-9	1	1-0	1-16	7	2	0	6-6	0	0	0	7	45
11/04/2023	Oklahoma	40	16	56	5.0-19	2-7	1	2-0	1-26	2	2	0	3-3	0	0	0	10	27
11/11/2023	at UCF	38	32	70	8.0-22	2-10	1	1-0	0-0	3	1	0	0-0	0	0	0	0	3
11/18/2023	at Houston	38	12	50	6.0-25	2-18	0	0-0	2-35	3	1	0	4-5	0	0	0	7	43
11/25/2023	BYU																	
Oklahoma St.		407	300	707	71.0-241	24-133	9	7-25	11-166	27	24	4	34-35	0	0	0	54	322
Opponents		408	322	730	50.0-170	11-79	3	4-0	11-149	43	44	3	30-32	2	0	1	33	294

Date	Opponent	-----PUNTING-----									-----FIELD GOALS-----			-----KICKOFFS-----				
		No	Yds	Avg	Long	Blkd	TB	FC	50+	I20	Att-Made	Lg	Blkd	No	Yds	Avg	TB	OB
09/02/2023	Central Ark.	5	221	44.2	60	0	1	0	2	3	2-2	45	0	5	321	64.2	3	0
09/09/2023	at Arizona St.	5	207	41.4	54	0	0	5	1	3	4-5	52	0	6	388	64.7	5	0
09/16/2023	South Alabama	9	381	42.3	53	0	0	5	1	2	0-0	0	0	2	121	60.5	0	0
09/23/2023	at Iowa State	8	344	43.0	51	0	0	4	1	1	2-2	53	0	5	275	55.0	2	0
10/06/2023	Kansas St.	3	121	40.3	43	0	0	2	0	1	5-6	53	1	8	491	61.4	3	1
10/14/2023	Kansas	4	148	37.0	48	0	0	2	0	2	4-5	42	0	9	569	63.2	6	0
10/21/2023	at West Virginia	3	115	38.3	46	1	0	0	0	1	2-3	37	0	9	585	65.0	7	0
10/28/2023	Cincinnati	3	133	44.3	52	0	0	0	1	3	1-3	28	0	8	494	61.8	2	0
11/04/2023	Oklahoma	4	166	41.5	47	0	1	1	0	1	2-2	36	0	6	384	64.0	4	0
11/11/2023	at UCF	6	240	40.0	45	0	0	2	0	2	1-1	25	0	2	129	64.5	1	0
11/18/2023	at Houston	3	142	47.3	61	0	1	1	1	2	3-3	46	0	9	565	62.8	3	0
11/25/2023	BYU																	
Oklahoma St.		53	2217	41.8	61	1	3	22	7	21	24-30	53	1	69	4322	62.6	36	1
Opponents		50	2162	43.2	61	1	2	24	9	17	8-12	51	1	57	3565	62.5	30	2



2023 Oklahoma State Statistics

Game-by-Game Opponent Team Stats

Date	Opponent	-----RUSHING-----				-----RECEIVING-----				-----PASSING-----				-----KICK RET-----				-----PUNT RET-----				Tot. Off.
		No.	Yds	TD	Lg	No.	Yds	TD	Lg	Cmp-Att-Int	Yds	TD	Lg	No	Yds	TD	Lg	No	Yds	TD	Lg	
09/02/2023	Central Ark.	28	123	0	27	24	268	2	46	24-37-0	268	2	46	2	31	0	18	2	5	0	5	391
09/09/2023	at Arizona St.	34	110	1	17	16	167	1	65	16-29-1	167	1	65	1	22	0	22	0	0	0	0	277
09/16/2023	South Alabama	47	243	2	65	10	152	2	57	10-16-0	152	2	57	1	17	0	17	3	9	0	6	395
09/23/2023	at Iowa St.	34	74	1	15	27	348	3	38	27-38-0	348	3	38	1	0	0	0	3	15	0	13	422
10/06/2023	Kansas St.	38	220	2	70	15	152	1	29	15-34-3	152	1	29	1	15	0	15	1	0	0	0	372
10/14/2023	Kansas	29	90	0	23	23	410	5	49	23-34-2	410	5	49	3	58	0	26	0	0	0	0	500
10/21/2023	at West Virginia	44	226	2	30	15	249	2	45	15-30-1	249	2	45	1	19	0	19	1	2	0	2	475
10/28/2023	Cincinnati	50	277	1	63	11	165	1	53	11-25-1	165	1	53	1	20	0	20	1	5	0	5	442
11/04/2023	Oklahoma	27	148	2	64	26	344	1	49	26-37-1	344	1	49	2	30	0	16	1	-5	0	0	492
11/11/2023	at UCF	51	293	3	92	12	299	3	75	12-19-0	299	3	75	0	0	0	0	2	9	0	6	592
11/18/2023	at Houston	28	130	1	31	18	263	2	60	18-30-2	263	2	60	3	38	0	16	0	0	0	0	393
11/25/2023	BYU																					
Opponents		410	1934	15	92	197	2817	23	75	197-329-11	2817	23	75	15	250	0	26	14	40	0	10	4751
Oklahoma St.		361	1827	22	75	256	2864	13	67	256-435-11	2864	13	67	22	494	0	40	10	33	0	14	4691

Date	Opponent	-----TACKLES-----			-SACKS-		----FUMBLE----		Pass		Blkd		----PAT ATTEMPTS----					Pts		
		Solo	Ast	Total	TFL-Yds	No-Yds	FF	FR-Yds	Int-Yds	QBH	Brk	Kick	Kicks	Run	Rcv	Saf	Off/TO			
09/02/2023	Central Ark.	35	42	77	4.0-12	1-2	0	0-0	1-0	4	3	0	1-2	0	0	0	0	0	0	13
09/09/2023	at Arizona St.	29	34	63	6.0-20	3-15	0	0-0	0-0	6	2	0	1-1	1	0	0	0	0	15	
09/16/2023	South Alabama	34	20	54	4.0-32	4-32	0	1-0	1-24	5	3	0	3-3	0	0	0	9	33		
09/23/2023	at Iowa State	24	28	52	3.0-20	1-17	0	0-0	2-19	11	3	0	4-4	0	0	0	0	34		
10/06/2023	Kansas St.	39	36	75	7.0-11	0-0	0	0-0	0-0	1	2	1	1-1	1	0	0	0	21		
10/14/2023	Kansas	57	20	77	4.0-8	1-2	1	0-0	0-0	2	5	0	2-3	0	0	0	0	32		
10/21/2023	at West Virginia	40	24	64	6.0-18	0-0	0	1-0	1-0	2	6	1	4-4	0	0	0	0	34		
10/28/2023	Cincinnati	36	26	62	3.0-8	0-0	1	1-0	1-0	3	5	0	1-1	0	0	0	0	13		
11/04/2023	Oklahoma	40	42	82	3.0-3	0-0	0	0-0	1-39	2	3	0	3-3	0	0	0	0	24		
11/11/2023	at UCF	34	20	54	4.0-17	1-11	1	1-0	3-10	3	9	0	6-6	0	0	0	17	45		
11/18/2023	at Houston	41	28	69	6.0-21	0-0	0	0-0	1-57	4	3	1	4-4	0	0	1	7	30		
11/25/2023	BYU																			
Opponents		408	322	730	50.0-170	11-79	3	4-0	11-149	43	44	3	30-32	2	0	1	33	294		
Oklahoma St.		407	300	707	71.0-241	24-133	9	7-25	11-166	27	24	4	34-35	0	0	0	54	322		

Date	Opponent	-----PUNTING-----									-----FIELD GOALS-----			-----KICKOFFS-----				
		No	Yds	Avg	Long	Blkd	TB	FC	50+	I20	Att-Made	Lg	Blkd	No	Yds	Avg	TB	OB
09/02/2023	Central Ark.	6	277	46.2	61	0	1	2	2	1	0-2	0	1	3	180	60.0	1	0
09/09/2023	at Arizona St.	4	148	37.0	44	0	0	2	0	1	0-0	0	0	3	195	65.0	3	0
09/16/2023	South Alabama	4	172	43.0	53	0	0	2	1	3	2-2	42	0	7	454	64.9	5	0
09/23/2023	at Iowa State	8	346	43.3	54	0	1	4	2	4	2-2	51	0	7	440	62.9	6	1
10/06/2023	Kansas St.	4	194	48.5	57	0	0	2	1	1	0-0	0	0	4	241	60.3	1	1
10/14/2023	Kansas	3	122	40.7	39	1	0	1	0	0	0-0	0	0	6	358	59.7	2	0
10/21/2023	at West Virginia	3	136	45.3	53	0	0	1	1	0	2-2	34	0	6	368	61.3	2	0
10/28/2023	Cincinnati	6	246	41.0	48	0	0	3	0	3	0-1	0	0	3	193	64.3	0	0
11/04/2023	Oklahoma	3	148	49.3	56	0	0	1	2	1	1-2	36	0	5	325	65.0	4	0
11/11/2023	at UCF	3	133	44.3	45	0	0	3	0	1	1-1	30	0	8	487	60.9	4	0
11/18/2023	at Houston	6	240	40.0	49	0	0	3	0	2	0-0	0	0	5	324	64.8	2	0
11/25/2023	BYU																	
Opponents		50	2162	43.2	61	1	2	24	9	17	8-12	51	1	57	3565	62.5	30	2
Oklahoma St.		53	2217	41.8	61	1	3	22	7	21	24-30	53	1	69	4322	62.6	36	1



2023 Oklahoma State Statistics

Game-by-Game Team Comparison

Opponent	Score	----- First Downs -----				---Rushing---		----- Passing -----			Total Offense Plays-Yards	Return Yards	Turnovers
		Total	Rush	Pass	Pen	Number-Yards	Comp-Att-Int	Yards					
Central Ark.	27-13	24 / 19	8 / 7	15 / 11	1 / 1	31-149 / 28-123	30-48-1 / 24-37-0	304 / 268	79-453 / 65-391	50 / 36	1 / 1		
Arizona St.	27-15	16 / 15	8 / 10	6 / 4	2 / 1	31-113 / 34-110	22-32-0 / 16-29-1	191 / 167	63-304 / 63-277	13 / 22	0 / 1		
South Alabama	7-33	14 / 18	6 / 11	8 / 6	0 / 1	29-94 / 47-243	16-35-1 / 10-16-0	114 / 152	64-208 / 63-395	42 / 50	2 / 0		
Iowa St.	27-34	18 / 20	6 / 2	12 / 17	0 / 1	24-131 / 34-74	23-48-2 / 27-38-0	278 / 348	72-409 / 72-422	0 / 34	2 / 0		
Kansas St.	29-21	20 / 18	7 / 12	13 / 6	0 / 0	40-174 / 38-220	20-36-0 / 15-34-3	238 / 152	76-412 / 72-372	96 / 15	0 / 3		
Kansas	39-32	27 / 19	11 / 4	16 / 15	0 / 0	38-218 / 29-90	28-41-0 / 23-34-2	336 / 410	79-554 / 63-500	86 / 58	0 / 2		
West Virginia	48-34	21 / 24	9 / 13	10 / 9	2 / 2	33-281 / 44 / 226	24-36-1 / 15-30-1	210 / 249	69-491 / 74-475	82 / 21	2 / 3		
Cincinnati	45-13	23 / 20	10 / 12	10 / 7	3 / 1	37-315 / 50-277	17-34-1 / 11-25-1	286 / 165	71-601 / 75-442	65 / 25	2 / 2		
Oklahoma	27-24	27 / 21	6 / 8	18 / 13	3 / 0	38-147 / 27-148	28-43-1 / 26-37-1	334 / 344	81-481 / 64-492	58 / 64	1 / 3		
UCF	3-45	15 / 21	3 / 11	12 / 8	0 / 2	25-52 / 51-293	19-39-3 / 12-19-0	225 / 299	64-277 / 70-592	104 / 19	4 / 1		
Houston	43-30	28 / 18	5 / 7	21 / 9	2 / 2	35-153 / 28-130	29-43-1 / 18-30-2	348 / 263	78-501 / 58-393	122 / 95	1 / 2		
BYU													
Totals	322-294	233 / 213	79 / 97	141 / 105	13 / 11	361-1827 / 410-1934	256-435-11 / 197-329-11	2864 / 2817	796-4691 / 739-4751	718 / 439	15 / 18		

Note: Game totals are displayed in the format TEAM/OPPONENT for each category

Opponent	3rd Down Conversions	4th Down Conversions	Time of Possession	TOP Margin	Avg Yds/Rush	Avg Yds/Pass	Avg Yds/Play	Punting Number-Avg	Penalties Number-Yards	Sacks
Arizona St.	8-16 / 6-15	0-0 / 1-5	31:17 / 28:43	02:34	3.6 / 3.2	6.0 / 5.8	4.8 / 4.4	5-41.4 / 4-37.0	9-62.0 / 4-30.0	3 / 3
South Alabama	4-15 / 6-14	1-1 / 0-0	25:20 / 34:35	-09:15	3.2 / 5.2	3.3 / 9.5	3.3 / 6.3	9-42.3 / 4-43.0	7-64.0 / 8-40.0	2 / 4
Iowa St.	5-17 / 6-17	2-3 / 1-1	25:19 / 34:41	-09:22	5.5 / 2.2	5.8 / 9.2	5.7 / 5.9	8-43.0 / 8-43.3	3-25.0 / 5-40.0	0 / 1
Kansas St.	6-18 / 6-16	1-2 / 1-4	34:42 / 25:18	09:24	4.4 / 5.8	6.6 / 4.5	5.4 / 5.2	3-40.3 / 4-48.5	5-45.0 / 4-32.0	2 / 0
Kansas	6-15 / 7-13	0-0 / 0-2	31:31 / 28:29	03:02	5.7 / 3.1	8.2 / 12.1	7.0 / 7.9	4-37.0 / 3-40.7	3-12.0 / 3-22.0	4 / 1
West Virginia	8-14 / 8-15	0-0 / 0-2	27:24 / 32:36	-05:12	8.5 / 5.1	5.8 / 8.3	7.1 / 6.4	3-38.3 / 3-45.3	7-65.0 / 5-55.0	1 / 0
Cincinnati	6-15 / 6-15	1-1 / 0-2	29:27 / 30:33	-01:06	8.5 / 5.5	8.4 / 6.6	8.5 / 5.9	3-44.3 / 6-41.0	4-30.0 / 4-50.0	1 / 0
Oklahoma	5-15 / 5-12	1-4 / 0-2	37:14 / 22:46	14:28	3.9 / 5.5	7.8 / 9.3	5.9 / 7.7	4-41.5 / 3-49.3	4-29.0 / 8-54.0	2 / 0
UCF	2-12 / 6-12	1-3 / 0-2	25:15 / 34:45	-09:30	2.1 / 5.7	5.8 / 15.7	4.3 / 8.5	6-40.0 / 3-44.3	5-45.0 / 4-40.0	2 / 1
Houston	6-11 / 2-11	0-0 / 0-2	32:12 / 27:48	04:24	4.4 / 4.6	8.1 / 8.8	6.4 / 6.8	3-47.3 / 6-40.0	5-53.0 / 10-79.0	2 / 0
BYU										
Totals	62-163 / 63-154	8-16 / 3-22	329:05 / 327:44	01:21	5.1 / 4.7	6.6 / 8.6	5.9 / 6.4	53-41.8 / 50-43.2	57-471.0 / 64-505.0	24 / 11

Note: Game totals are displayed in the format TEAM/OPPONENT for each category

Game-by-Game Red-Zone Results

Oklahoma State Inside Opponent Red-Zone

Date	Opponent	Score	Times In RZ	Times Scored	Total Pts	TDs	Rush TDs	Pass TDs	FGs Made	----- Failed to score inside RZ -----						Game
										FGA	Downs	Int	Fumb	Half		
09/02/2023	Central Ark.	W	27-13	4	4	24	3	2	1	1	1	0	0	0	0	0
09/09/2023	at Arizona St.	W	27-15	4	4	24	3	1	2	1	1	0	0	0	0	0
09/16-2023	South Alabama	L	7-33	1	1	7	1	1	0	0	0	0	0	0	0	0
09/23/2023	at Iowa St.	L	27-34	2	2	14	2	1	1	0	0	0	0	0	0	0
10/06/2023	Kansas St.	W	29-21	6	5	19	1	1	0	4	5	0	0	0	0	0
10/14/2023	Kansas	W	39-32	6	6	29	3	1	2	3	3	0	0	0	0	0
10/21/2023	at West Virginia	W	48-34	6	5	27	3	2	1	2	3	0	0	0	0	0
10/28/2023	Cincinnati	W	45-13	6	4	24	3	2	1	1	2	0	0	1	0	0
11/04/2023	Oklahoma	W	27-24	6	5	27	3	3	0	2	2	1	0	0	0	0
11/11/2023	at UCF	L	3-45	3	1	3	0	0	0	1	1	1	1	0	0	0
11/18/2023	at Houston	W	43-30	4	4	24	3	3	0	1	1	0	0	0	0	0
11/25/2023	BYU															
Totals	41 of 48(85.4%)			48	41	222	25	17	8	16	19	2	1	1	0	0

Opponents Inside Oklahoma State Red-Zone

Date	Opponent	Score	Times In RZ	Times Scored	Total Pts	TDs	Rush TDs	Pass TDs	FGs Made	----- Failed to score inside RZ -----						Game
										FGA	Downs	Int	Fumb	Half		
09/02/2023	Central Ark.	W	27-13	3	2	13	2	0	2	0	1	0	0	0	0	0
09/09/2023	at Arizona St.	W	27-15	1	1	7	1	1	0	0	0	0	0	0	0	0
09/16/2023	South Alabama	L	7-33	2	2	9	1	1	0	1	1	0	0	0	0	0
09/23/2023	at Iowa St.	L	27-34	1	1	7	1	1	0	0	0	0	0	0	0	0
10/06/2023	Kansas St.	W	29-21	4	3	21	3	2	1	0	0	1	0	0	0	0
10/14/2023	Kansas	W	39-32	1	0	0	0	0	0	0	0	0	1	0	0	0
10/21/2023	at West Virginia	W	48-34	5	4	20	2	2	0	2	2	1	0	0	0	0
10/28/2023	Cincinnati	W	45-13	1	0	0	0	0	0	0	1	0	0	0	0	0
11/04/2023	Oklahoma	W	27-24	2	2	10	1	0	1	1	1	0	0	0	0	0
11/11/2023	at UCF	L	3-45	5	5	31	4	2	2	1	1	0	0	0	0	0
11/18/2023	at Houston	W	43-30	0	0	0	0	0	0	0	0	0	0	0	0	0
11/25/2023	BYU															
Totals	20 of 25 (80.0%)			25	20	118	15	9	6	5	7	2	1	0	0	0



2023 Oklahoma State Statistics

Team Game Highs

RUSHES	40	Kansas St. (10/06/2023)
YARDS RUSHING	315	Cincinnati (10/28/2023)
YARDS PER RUSH	8.5	at West Virginia (10/21/2023)
TD RUSHES	4	Cincinnati (10/28/2023)
PASS ATTEMPTS	48	at Iowa St. (09/23/2023)
	48	Central Ark. (09/02/2023)
PASS COMPLETIONS	30	Central Ark. (09/02/2023)
YARDS PASSING	348	at Houston (11/18/2023)
YARDS PER PASS	8.4	Cincinnati (10/28/2023)
TD PASSES	2	at Houston (11/18/2023)
	2	Cincinnati (10/28/2023)
	2	at West Virginia (10/21/2023)
	2	Kansas (10/14/2023)
	2	at Iowa St. (09/23/2023)
	2	Arizona St. (09/09/2023)
TOTAL PLAYS	81	Oklahoma (11/04/2023)
TOTAL OFFENSE	601	Cincinnati (10/28/2023)
YARDS PER PLAY	8.5	Cincinnati (10/28/2023)
POINTS	48	at West Virginia (10/21/2023)
SACKS BY	5	Central Ark. (09/02/2023)
FIRST DOWNS	28	at Houston (11/18/2023)
PENALTIES	9	Arizona St. (09/09/2023)
PENALTY YARDS	65	at West Virginia (10/21/2023)
TURNOVERS	4	at UCF (11/11/2023)
PUNTS	9	South Alabama (09/16/2023)
PUNTING AVG	47.3	at Houston (11/18/2023)
LONG PUNT	61	at Houston (11/18/2023)
PUNTS INSIDE 20	3	Cincinnati (10/28/2023)
	3	Arizona St. (09/09/2023)
	3	Central Ark. (09/02/2023)
LONG PUNT RETURN	14	Oklahoma (11/04/2023)

Team Game Lows

RUSHES	24	at Iowa St. (09/23/2023)
YARDS RUSHING	52	at UCF (11/11/2023)
YARDS PER RUSH	2.1	at UCF (11/11/2023)
TD RUSHES	0	at UCF (11/11/2023)
PASS ATTEMPTS	32	Arizona St. (09/09/2023)
PASS COMPLETIONS	16	South Alabama (09/16/2023)
YARDS PASSING	114	South Alabama (09/16/2023)
YARDS PER PASS	3.3	South Alabama (09/16/2023)
TD PASSES	0	at UCF (11/11/2023)
	0	Oklahoma (11/04/2023)
	0	Kansas St. (10/06/2023)
	0	South Alabama (09/16/2023)
TOTAL PLAYS	63	Arizona St. (09/09/2023)
TOTAL OFFENSE	208	South Alabama (09/16/2023)
YARDS PER PLAY	3.3	South Alabama (09/16/2023)
POINTS	3	at UCF (11/11/2023)
SACKS BY	0	at Iowa St. (09/23/2023)
FIRST DOWNS	14	South Alabama (09/16/2023)
PENALTIES	3	Kansas (10/14/2023)
	3	at Iowa St. (09/23/2023)
PENALTY YARDS	12	Kansas (10/14/2023)
TURNOVERS	0	Kansas (10/14/2023)
PUNTS	3	at Houston (11/18/2023)
	3	Cincinnati (10/28/2023)
	3	at West Virginia (10/21/2023)
	3	Kansas St. (10/06/2023)
PUNTING AVG	37.0	Kansas (10/14/2023)
LONG PUNT	43	Kansas St. (10/06/2023)
PUNTS INSIDE 20	1	Oklahoma (11/04/2023)
	1	at West Virginia (10/21/2023)
	1	Kansas St. (10/06/2023)
	1	at Iowa St. (09/23/2023)
LONG PUNT RETURN	0	at UCF (11/11/2023)
	0	Cincinnati (10/28/2023)
	0	at West Virginia (10/21/2023)
	0	Kansas (10/14/2023)
	0	Kansas St. (10/06/2023)
	0	at Iowa St. (09/23/2023)
	0	South Alabama (09/16/2023)
	0	Central Ark. (09/02/2023)

Opponent Team Game Highs

RUSHES	51	at UCF (11/11/2023)
YARDS RUSHING	293	at UCF (11/11/2023)
YARDS PER RUSH	5.8	Kansas St. (10/06/2023)
TD RUSHES	3	at UCF (11/11/2023)
PASS ATTEMPTS	38	at Iowa St. (09/23/2023)
PASS COMPLETIONS	27	at Iowa St. (09/23/2023)
YARDS PASSING	410	Kansas (10/14/2023)
YARDS PER PASS	15.7	at UCF (11/11/2023)
TD PASSES	5	Kansas (10/14/2023)
TOTAL PLAYS	75	Cincinnati (10/28/2023)
TOTAL OFFENSE	592	at UCF (11/11/2023)
YARDS PER PLAY	8.5	at UCF (11/11/2023)
POINTS	45	at UCF (11/11/2023)
SACKS BY	4	South Alabama (09/16/2023)
FIRST DOWNS	24	at West Virginia (10/21/2023)
PENALTIES	10	at Houston (11/18/2023)
PENALTY YARDS	79	at Houston (11/18/2023)
TURNOVERS	3	Oklahoma (11/04/2023)
	3	at West Virginia (10/21/2023)
	3	Kansas St. (10/06/2023)
PUNTS	8	at Iowa St. (09/23/2023)
PUNTING AVG	49.3	Oklahoma (11/04/2023)
LONG PUNT	61	Central Ark. (09/02/2023)
PUNTS INSIDE 20	4	at Iowa St. (09/23/2023)
LONG PUNT RETURN	10	at Iowa St. (09/23/2023)

Opponent Team Game Lows

RUSHES	27	Oklahoma (11/04/2023)
YARDS RUSHING	74	at Iowa St. (09/23/2023)
YARDS PER RUSH	2.2	at Iowa St. (09/23/2023)
TD RUSHES	0	Kansas (10/14/2023)
	0	Central Ark. (09/02/2023)
PASS ATTEMPTS	16	South Alabama (09/16/2023)
PASS COMPLETIONS	11	South Alabama (09/16/2023)
YARDS PASSING	152	Kansas St. (10/06/2023)
	152	South Alabama (09/16/2023)
YARDS PER PASS	4.5	Kansas St. (10/06/2023)
TD PASSES	1	Oklahoma (11/04/2023)
	1	Cincinnati (10/28/2023)
	1	Kansas St. (10/06/2023)
	1	Arizona St. (09/09/2023)
TOTAL PLAYS	58	at Houston (11/18/2023)
TOTAL OFFENSE	277	Arizona St. (09/09/2023)
YARDS PER PLAY	4.4	Arizona St. (09/09/2023)
POINTS	13	Cincinnati (10/28/2023)
	13	Central Ark. (09/02/2023)
SACKS BY	0	at Houston (11/18/2023)
	0	Oklahoma (11/04/2023)
	0	Cincinnati (10/28/2023)
	0	at West Virginia (10/21/2023)
	0	Kansas St. (10/06/2023)
FIRST DOWNS	15	Arizona St. (09/09/2023)
PENALTIES	3	Kansas (10/14/2023)
PENALTY YARDS	22	Kansas (10/14/2023)
TURNOVERS	1	Arizona St. (09/09/2023)
	1	Central Ark. (09/02/2023)
PUNTS	3	at UCF (11/11/2023)
	3	Oklahoma (11/04/2023)
	3	at West Virginia (10/21/2023)
	3	Kansas (10/14/2023)
PUNTING AVG	37.0	Arizona St. (09/09/2023)
LONG PUNT	39	Kansas (10/14/2023)
PUNTS INSIDE 20	0	at West Virginia (10/21/2023)
	0	Kansas (10/14/2023)
LONG PUNT RETURN	0	at Houston (11/18/2023)
	0	Oklahoma (11/04/2023)
	0	Kansas (10/14/2023)
	0	Kansas St. (10/06/2023)
	0	at Iowa St. (09/23/2023)
	0	South Alabama (09/16/2023)
	0	Arizona St. (09/09/2023)

Individual Game Highs

RUSHES	33	Ollie Gordon vs. Oklahoma (11/04/2023)
YARDS RUSHING	282	Ollie Gordon at West Virginia (10/21/2023)
TD RUSHES	4	Ollie Gordon at West Virginia (10/21/2023)
LONG RUSH	75	Ollie Gordon vs. Cincinnati (10/21/2023)
PASS ATTEMPTS	48	Alan Bowman at Iowa St. (09/23/2023)
PASS COMPLETIONS	29	Alan Bowman at Houston (11/18/2023)
YARDS PASSING	348	Alan Bowman at Houston (11/18/2023)
TD PASSES	2	Alan Bowman at Houston (11/18/2023)
	2	Alan Bowman vs. Cincinnati (10/21/2023)
	2	Alan Bowman at West Virginia (10/21/2023)
	2	Alan Bowman vs. Kansas (10/14/2023)
	2	Alan Bowman at Iowa St. (09/23/2023)
	2	Alan Bowman vs. Cincinnati (10/21/2023)
LONG PASS	67	Alan Bowman vs. Kansas (10/14/2023)
RECEPTIONS	15	Brennan Presley at Houston (11/18/2023)
YARDS RECEIVING	189	Brennan Presley at Houston (11/18/2023)
TD RECEPTIONS	1	Leon Johnson III at Houston (11/18/2023)
	1	Jaden Bray at Houston (11/18/2023)
	1	Brennan Presley vs. Cincinnati (10/21/2023)
	1	Josiah Johnson vs. Cincinnati (10/21/2023)
	1	Brennan Presley at West Virginia (10/21/2023)
	1	Jaden Bray at West Virginia (10/21/2023)
	1	Brennan Presley vs. Kansas (10/14/2023)
	1	Ollie Gordon vs. Kansas (10/14/2023)
	1	Rashod Owens at Iowa St. (09/23/2023)
	1	Jaden Nixon at Iowa St. (09/23/2023)
	1	Brennan Presley at Arizona St. (09/09/2023)
	1	De'Zhaun Stribling at Arizona St. (09/09/2023)
	1	Brennan Presley vs. Central Ark. (09/02/2023)
LONG RECEPTION	6	Leon Johnson III vs. Cincinnati (10/21/2023)
PUNTS	8	Hudson Kaak at Iowa St. (09/23/2023)
	8	Wes Pahl vs. South Alabama (09/16/2023)
PUNTING AVG	61.0	Wes Pahl at Houston (11/18/2023)
LONG PUNT	61	Wes Pahl at Houston (11/18/2023)
PUNTS INSIDE 20	2	Hudson Kaak at Houston (11/18/2023)
	2	Hudson Kaak at UCF (11/11/2023)
	2	Wes Pahl vs. Cincinnati (10/21/2023)
	2	Hudson Kaak vs. Kansas (10/14/2023)
	2	Hudson Kaak at Arizona St. (09/09/2023)
	2	Hudson Kaak vs. Central Ark. (09/02/2023)
LONG PUNT RETURN	14	Brennan Presley vs. Oklahoma (11/04/2023)
LONG KICKOFF RETURN	40	Brennan Presley at UCF (11/11/2023)
TACKLES	17	Nickolas Martin at West Virginia (10/21/2023)
	17	Nickolas Martin vs. Kansas St. (10/06/2023)
SACKS	2.5	Collin Oliver vs. Kansas (10/14/2023)
TACKLES FOR LOSS	3.0	Nickolas Martin at Houston (11/18/2023)
	3.0	Xavier Benson vs. Oklahoma (11/04/2023)

Opponent Individual Game Highs

RUSHES	18	RJ Harvey at UCF (11/11/2023)
YARDS RUSHING	206	RJ Harvey at UCF (11/11/2023)
TD RUSHES	3	RJ Harvey at UCF (11/11/2023)
LONG RUSH	92	RJ Harvey at UCF (11/11/2023)
PASS ATTEMPTS	38	Rocco Becht at Iowa St. (09/23/2023)
PASS COMPLETIONS	27	Rocco Becht at Iowa St. (09/23/2023)
YARDS PASSING	410	Jason Bean vs. Kansas (10/14/2023)
TD PASSES	5	Jason Bean vs. Kansas (10/14/2023)
LONG PASS	75	John Rhys Plumlee at UCF (11/11/2023)
RECEPTIONS	12	Drake Stoops vs. Oklahoma (11/04/2023)
YARDS RECEIVING	146	Jaylin Noel at Iowa St. (09/23/2023)
TD RECEPTIONS	3	Kobe Hudson at UCF (11/11/2023)
LONG RECEPTION	75	Kobe Hudson at UCF (11/11/2023)
FIELD GOALS	2	Michael Hayes at West Virginia (10/21/2023)
	2	Chase Contreras at Iowa St. (09/23/2023)
	2	Diego Guajardo vs. South Alabama (09/16/2023)
LONG FIELD GOALS	51	Chase Contreras at Iowa St. (09/23/2023)
PUNTS	8	Tyler Perkins at Iowa St. (09/23/2023)
PUNTING AVG	55.5	Luke Elzinga vs. Oklahoma (11/04/2023)
LONG PUNT	61	Chandler Caughron vs. Central Ark. (09/02/2023)
PUNTS INSIDE 20	4	Tyler Perkins at Iowa St. (09/23/2023)
LONG PUNT RETURN	10	Jaylin Noel at Iowa St. (09/23/2023)
LONG KICKOFF RETURN	26	Trevor Wilson vs. Kansas (10/14/2023)
TACKLES	15	Kip Lewis vs. Oklahoma (11/04/2023)
SACKS	2	Brock Higdon vs. South Alabama (09/16/2023)
	2	B.J. Green at Arizona St. (09/09/2023)
TACKLES FOR LOSS	3.0	B.J. Green at Arizona St. (09/09/2023)
INTERCEPTIONS	2	Demari Henderson at UCF (11/11/2023)



2023 Oklahoma State Statistics

Game-by-Game Player Participation

##	Player	GP-GS	UCA	ASU	USA	ISU	KSU	KU	WVU	UC	OU	UCF	UH	BYU
0	Ollie Gordon	11/11	START	START	START	START	START	START	START	START	START	START	START	
0	Lardarius Webb Jr.	4/0	XXX	XXX	XXX	...	XXX	...	
1	Xavier Benson	11/11	START	START	START	START	START	START	START	START	START	START	START	
2	Korie Black	11/11	START	START	START	START	START	START	START	START	START	START	START	
2	Talyn Shettron	7/0	XXX	XXX	XXX	XXX	XXX	XXX	XXX	
3	Cam Smith	11/11	...	START	START	START	START	START	START	START	START	START	START	
3	Jaden Nixon	11/0	XXX	XXX	XXX	XXX	XXX	XXX	XXX	XXX	XXX	XXX	XXX	
4	Nickolas Martin	11/11	START	START	START	START	START	START	START	START	START	START	START	
5	Kendal Daniels	11/11	START	START	START	START	START	START	START	START	START	START	START	
5	Jaden Bray	8/7	START	START	START	START	START	START	START	XXX	
6	Lyrik Rawls	3/3	START	START	START	
7	Alan Bowman	11/10	XXX	START	START	START	START	START	START	START	START	START	START	
7	Cameron Epps	11/7	XXX	XXX	XXX	START	START	START	START	START	START	XXX	START	
8	Blaine Green	8/1	XXX	XXX	XXX	XXX	XXX	START	XXX	XXX	...	
8	D.J. McKinney	11/0	XXX	XXX	XXX	XXX	XXX	XXX	XXX	XXX	XXX	XXX	XXX	
9	Trey Rucker	11/11	START	START	START	START	START	START	START	START	START	START	START	
10	Rashod Owens	11/7	XXX	XXX	XXX	XXX	START	START	START	START	START	START	START	
10	Kale Smith	11/0	XXX	XXX	XXX	XXX	XXX	XXX	XXX	XXX	XXX	XXX	XXX	
11	Dylan Smith	7/1	XXX	XXX	XXX	XXX	XXX	START	XXX	
12	Gunnar Gundy	3/0	XXX	XXX	XXX	
12	Kam Franklin	4/0	XXX	XXX	XXX	...	XXX	
13	Garret Rangel	5/1	START	XXX	XXX	XXX	...	XXX	...	
13	RJ Lester	3/0	XXX	...	XXX	...	
14	Nick Session	9/0	XXX	XXX	XXX	XXX	XXX	XXX	XXX	XXX	XXX	
15	Ty Williams	11/0	XXX	XXX	XXX	XXX	XXX	XXX	XXX	XXX	XXX	XXX	XXX	
16	Josiah Johnson	11/9	START	XXX	START	START	START	XXX	START	START	START	START	START	
17	Leon Johnson III	7/4	XXX	XXX	XXX	START	START	START	START	
19	Alex Hale	11/0	XXX	XXX	XXX	XXX	XXX	XXX	XXX	XXX	XXX	XXX	XXX	
20	DeSean Buckner	1/0	XXX	
20	Sesi Vailahi	1/0	XXX	...	
22	Jeff Roberson	11/0	XXX	XXX	XXX	XXX	XXX	XXX	XXX	XXX	XXX	XXX	XXX	
23	Kenneth Harris	4/0	XXX	XXX	XXX	XXX	
23	Jalen Pope	1/0	XXX	
24	Elijah Collins	9/0	XXX	XXX	XXX	XXX	XXX	XXX	XXX	XXX	XXX	
24	De'kelvion Beamon	7/0	XXX	XXX	XXX	XXX	XXX	XXX	
26	Jordan Reagan	10/0	XXX	XXX	XXX	...	XXX	XXX	XXX	XXX	XXX	XXX	XXX	
27	Raymond Gay II	10/0	XXX	XXX	XXX	XXX	XXX	XXX	XXX	XXX	XXX	...	XXX	
29	Hudson Kaak	10/0	XXX	XXX	XXX	XXX	...	XXX	XXX	XXX	XXX	XXX	XXX	
30	Collin Oliver	11/11	START	START	START	START	START	START	START	START	START	START	START	
31	Chance Clements	10/0	...	XXX	XXX	XXX	XXX	XXX	XXX	XXX	XXX	XXX	XXX	
32	Gabe Brown	9/0	XXX	XXX	...	XXX	XXX	XXX	XXX	XXX	...	XXX	XXX	
33	Donovan Stephens	9/0	XXX	XXX	XXX	XXX	XXX	XXX	XXX	XXX	XXX	
35	Poasa Utu	2/0	XXX	XXX	
37	Isreal Isuman-Hundley	1/0	XXX	
38	Jake Schultz	11/0	XXX	XXX	XXX	XXX	XXX	XXX	XXX	XXX	XXX	XXX	XXX	
39	Parker Robertson	11/0	XXX	XXX	XXX	XXX	XXX	XXX	XXX	XXX	XXX	XXX	XXX	
40	Garrick Martin	6/0	...	XXX	XXX	XXX	XXX	XXX	XXX	
41	Constantino Borrelli	11/0	XXX	XXX	XXX	XXX	XXX	XXX	XXX	XXX	XXX	XXX	XXX	
44	Justin Wright	2/0	XXX	XXX	
44	Shea Freibaum	11/0	XXX	XXX	XXX	XXX	XXX	XXX	XXX	XXX	XXX	XXX	XXX	
47	Luke McEndoo	6/0	XXX	XXX	XXX	XXX	XXX	XXX	
48	Bryce Drummond	5/0	XXX	XXX	XXX	XXX	XXX	
48	Elijah Wright	1/0	XXX	
51	Bo Hardy	8/0	XXX	XXX	...	XXX	XXX	XXX	XXX	XXX	XXX	
51	Austin Kawecki	4/0	...	XXX	XXX	XXX	...	XXX	...	
53	Andrew McCall	1/0	XXX	
54	Marcus Duckworth	1/0	XXX	
56	Xavier Ross	11/0	XXX	XXX	XXX	XXX	XXX	XXX	XXX	XXX	XXX	XXX	XXX	
57	Ryan Baker	1/0	XXX	
58	Viliami Makahununiu	1/0	XXX	
61	Jake Springfield	9/8	START	...	XXX	...	START	START	START	START	START	START	START	
63	Zeke Zaragoza	11/0	XXX	XXX	XXX	XXX	XXX	XXX	XXX	XXX	XXX	XXX	XXX	
66	Joe Michalski	11/11	START	START	START	START	START	START	START	START	START	START	START	
67	Cole Birmingham	11/7	START	START	START	START	XXX	XXX	XXX	START	START	XXX	START	
68	Taylor Miterko	10/3	START	START	XXX	XXX	XXX	XXX	XXX	XXX	...	START	XXX	
69	Logan Ward	11/0	XXX	XXX	XXX	XXX	XXX	XXX	XXX	XXX	...	XXX	XXX	
70	Jack Edean	2/0	XXX	...	XXX	...	
71	Dalton Cooper	11/10	XXX	START	START	START	START	START	START	START	START	START	START	
71	Aden Kelley	10/0	XXX	XXX	XXX	XXX	XXX	XXX	XXX	XXX	XXX	XXX	...	
73	Jason Brooks Jr.	8/7	START	START	START	START	START	START	START	START	...	XXX	...	
74	Preston Wilson	10/9	...	XXX	START	START	START	START	START	START	START	START	START	
75	Jakobe Sanders	1/0	XXX	...	
77	Noah McKinney	10/0	XXX	...	XXX	XXX	XXX	XXX	XXX	XXX	XXX	XXX	XXX	
78	Davis Dotson	2/0	XXX	...	XXX	...	
79	Wes Pahl	11/0	XXX	XXX	XXX	XXX	XXX	XXX	XXX	XXX	XXX	XXX	XXX	
80	Brennan Presley	11/9	START	START	START	START	START	START	START	XXX	START	XXX	START	
82	Quinton Stewart	11/0	XXX	XXX	XXX	XXX	XXX	XXX	XXX	XXX	XXX	XXX	XXX	
83	Cale Cabbiness	4/0	XXX	XXX	XXX	XXX	
84	Mason Gilkey	1/0	XXX	
85	Tykie Andrews	1/0	XXX	...	
86	Ian Edenfield	10/0	XXX	XXX	XXX	XXX	XXX	XXX	XXX	XXX	XXX	...	XXX	
87	DeSean Brown	11/0	XXX	XXX	XXX	XXX	XXX	XXX	XXX	XXX	XXX	XXX	XXX	
88	De'Zhaun Stribling	4/4	START	START	START	START	
88	Landon Dean	1/0	XXX	
90	Braden Cassity	11/3	XXX	START	XXX	XXX	XXX	XXX	XXX	START	XXX	START	XXX	
90	AJ Ridener	1/0	XXX	
92	Nathan Latu	11/4	START	START	START	START	XXX	XXX	XXX	XXX	XXX	XXX	XXX	
93	Collin Clay	11/8	START	START	START	START	START	START	START	START	XXX	XXX	XXX	
94	Anthony Goodlow	11/7	XXX	XXX	XXX	XXX	XXX	START	START	START	START	START	START	
95	Jaleel Johnson	9/0	...	XXX	XXX	XXX	XXX	XXX	XXX	XXX	...	XXX	XXX	
96	Kody Walterscheid	11/11	START	START	START	START	START	START	START	START	START	START	START	
97	Justin Kirkland	11/3	XXX	XXX	XXX	XXX	XXX	XXX	XXX	XXX	START	START	START	