



BYU FOOTBALL



GAME 12 | BYU vs. No. 21 Oklahoma State | Saturday, Nov. 25 | 2:30 p.m. CT | Stillwater, OK | Boone Pickens Stadium | ABC | BYU Radio | www.BYUCougars.com

21 OKLAHOMA STATE COWBOYS

8-3 OVERALL 6-2 BIG 12 (5-0 HOME, 3-2 AWAY, 0-0 NEUTRAL)

Head Coach..... Mike Gundy (19th year)
Alma Mater..... Oklahoma State (1990)
Career Record..... 164-78
Record at Oklahoma State..... same
Gundy vs. BYU..... First meeting

OSU		BYU
29.3	Scoring Offense	22.1
26.7	Scoring Defense	28.9
21.2	First Downs	17.0
166.1	Rushing Offense	102.0
175.8	Rushing Defense	177.3
260.4	Passing Offense	206.2
256.1	Passing Defense	232.6
426.5	Total Offense	308.2
431.9	Total Defense	409.9
22.5	Kickoff Return	20.4
3.3	Punt Return	4.5
42.8	Penalties (YPG)	43.2
39.5	Net Punting	41.9
29:55	Time of Possession	28:35
38.0	3rd Down %	27.9
50.0	4th Down %	48.0
24-133	Sacks-Yards	10-95
11-79	Sacks Allowed	19-139
85.4	Red Zone %	79.4
OSU	HISTORICAL	BYU
1901	First Year of Football	1922
655	Wins	616
10	10-Win Seasons	18
33	Bowl Games	40
10	Conference Titles	23
1	National Titles	1
284	Weeks in AP Poll	279
-	Weeks at No. 1	4
20	Consensus All-Americans	14
1	Heisman Winners	1
172	NFL Draft Picks	152
21	First Round Picks	12

SENIORS

There are 14 seniors finishing their collegiate eligibility, along with another 17 players that were recognized after last week's final home game with college eligibility remaining. Those 17 players have the option to return in 2024. A total 31 players are expected to be recognized.

Seniors		Others honored	
Chaz Ah You	LB	Isaiah Bagnah	DE
Jacob Boren	CB	Tyler Batty	DE
Jackson Cravens	DT	Benjamin Bywater	LB
Ian Fitzgerald	OL	Caleb Christensen	CB
Kamden Garrett	CB	Caleb Etienne	OL
Eddie Heckard	CB	Talmage Gunther	WR
Atunaisa Mahe	DT	Ammon Hannemann	LB
Paul Maile	OL	Caden Haws	DT
Simi Moala	OL	Keanu Hill	WR
Malik Moore	S	Fisher Jackson	LB
Kedon Slovis	QB	Brayden Keim	OL
Deion Smith	RB	Connor Pay	OL
Max Tooley	LB	Ryan Rehkow	P
AJ Vongphachanh	LB	Isaac Rex	TE
		Austin Riggs	LS
		Aidan Robbins	RB
		Kingsley Suamataia	OL

BROADCAST INFO

Kickoff..... 2:30 p.m. CT
TV..... ABC
Anish Shroff (play-by-play), Andre Ware (analyst), Paul Carcaterra (sideline)
Radio..... BYUradio SiriusXM 143/BYURadio.org, BYU Radio App/KSL 1160 AM/102.7 FM, Greg Wrubell (play-by-play), Hans Olsen (analyst), Mitchell Juergens (sideline)
Radio start..... 12:30 p.m. CT
TV Pregame show.....BYUtv, 12:30 p.m. CT

STORYLINES

THE SERIES. BYU is 0-2 against Oklahoma State, with the most recent meeting being the 1976 Tangerine Bowl. The Cowboys beat the Cougars 49-21 in that game. The two schools also met in the 1974 Fiesta Bowl, the first bowl game BYU ever attended in program history. BYU lost Sammy Baugh Trophy winner quarterback Gary Sheide early in the game with an injury and despite a 6-0 lead, ended up losing to Oklahoma State 16-6 after suffering four turnovers.

STRENGTH OF SCHEDULE. BYU is playing one of its toughest schedules in history in its inaugural year as member of the Big 12 Conference. Oklahoma State will be the 10th of 10 consecutive Power 5 opponents—the most BYU has ever played in a single season in school history. During the Independence Era, the most Power 5 teams the Cougars faced in a season was seven (twice-2021, 2013) and only played more than five three times. The Cougars never played more than four consecutive Power 5 teams before 2023. ESPN ranks BYU's strength of schedule at No. 24 this year, while compared to 73 in 2022 and 70 in 2021.

RANKED OPPONENTS. The Cougars are 32-67-1 vs. ranked opponents. BYU is 7-11 against ranked teams under Sitake. BYU's last win against a ranked team was last season's 26-20 double-overtime win vs. No. 9 Baylor in Provo.

LOOKING TO GET BOWL ELIGIBLE. A win for the Cougars would mark bowl eligibility with a sixth win. BYU has gone to five consecutive bowl games and six in seven years under Sitake.

RB COUNTRY. BYU has faced some of the best running backs in the FBS this season that rank among the top players in total rushing yards. The Cougars have seen No. 3 Tahj Brooks (Texas Tech), No. 12 Jonathan Brooks (Texas), No. 15 Devin Neal (Kansas), No. 19 Emani Bailey (TCU) and No. 33 Cory Kiner (Cincinnati). Now BYU will face the FBS leader in rushing yards in Oklahoma State's Ollie Gordon II, who is tied at No. 1 with 1,414 rushing yards and 15 touchdowns. The sophomore averages 6.7 yards per carry and 128.55 rushing yards per game to lead the nation.

TABLE OF CONTENTS

Media Information	2	By the Numbers	10
Opponent Info	6	Offensive Player Notes	11-14
About the Program	3	Defensive Player Notes	15-18
Faith, Football & Missions	4	Kalani Sitake	19
Big 12/Polls	5	Coaching Staff	20
Opponent Info	6	The Last Time	21-22
Roster/Pronunciation	7	Box Scores	23-26
Depth Chart	8	2023 Season Stats	27-50
Scoring Drives/Superlatives	9		

BYU COUGARS

5-6 OVERALL 2-6 BIG 12 (4-2 HOME, 1-4 AWAY, 0-0 NEUTRAL)

Head Coach..... Kalani Sitake (8th year)
Alma Mater..... BYU, 2000
Career Record..... 61-40
Record at BYU..... same
Sitake vs. Oklahoma State..... First Meeting

2023 SCHEDULE (local times)

DATE	OPPONENT	TIME/RESULT	TV
9/2	Sam Houston	W 14-0	FS1
9/9	Southern Utah	W 41-16	ESPN+
9/16	at Arkansas	W 38-31	ESPN2
9/23	at Kansas	L 38-27	ESPN
9/29	Cincinnati	W 35-27	ESPN
10/14	at TCU	L 44-11	ESPN
10/21	Texas Tech (Homecoming)	W 27-14	FS1
10/28	No. 7 at Texas	L 35-6	ABC
11/4	at West Virginia	L 37-7	FOX
11/11	Iowa State	L 45-13	ESPN
11/18	No. 14 Oklahoma	L 31-24	ESPN
11/25	No. 23 at Oklahoma State	2:30 p.m.	ABC

BYU shutout the Bearkats 14-0 in a season opener highlighted by Jakob Robinson and the defense. Robinson had two interceptions and Eddie Robinson grabbed another. Quarterback Kedon Slovis rushed for two touchdowns in his Cougar debut.

Kedon Slovis threw for 348 yards and four touchdowns along with running for another to lead a 41-16 win over Southern Utah. Tight end Isaac Rex had four receptions for 112 yards and a score in the victory.

Despite going down 14-0 in the first five minutes, BYU battled back to win 38-31 on the road at Arkansas. The Razorbacks scored the first 14, then BYU scored 21 straight, Arkansas came back with 17 consecutive and BYU closed it out with 17 in a row.

Too many mistakes doomed the Cougars in their Big 12 debut. BYU surrendered 21 points off of turnovers to the opportunistic Jayhawks. Despite outgaining Kansas, BYU came up short in a 38-27 loss to the home team.

Trailing 10-7, Kedon Slovis sliced through the Cincinnati defense for a 3-play, 82-yard touchdown drive in 30 seconds to end the first half 14-10. BYU never trailed again and won 35-27 over the Bearcats to earn its first Big 12 victory.

After a bye week, BYU suffered from some sluggishness and turnovers, losing to TCU 44-11 on the road. The Horned Frogs took to the air to beat up the Cougars, throwing for more than 400 yards and slowed the BYU offensive attack all game.

An opportunistic BYU defense forced 5 Texas Tech turnovers to propel the Cougars to a 27-14 win over the Red Raiders on Homecoming. LJ Martin ran for 93 yards and Aidan Robbins returned to the lineup to add 49 more.

The Longhorns stifled the Cougar offense and did just enough on offense to keep BYU out of it. Despite a 35-6 final score, the Cougars were in the hunt late in the second half but could never string together enough big plays to keep the momentum.

BYU struggled to stop the Mountaineers running game and never could sustain drives in a 37-7 loss. Jake Retzlaff made his first career start at quarterback and despite providing a spark, the offense was only able to find the end zone one time.

After surrendering 10 points off of turnovers, BYU answered with a touchdown drive but it was all Cyclones after that, pulling away with a 45-13 win. TE Isaac Rex broke Gordon Hudson's career record for receiving touchdowns as a tight end with his 23rd.

Senior day was almost extra special with the Cougars taking the Sooners down to the wire. Despite a late pick-six the Cougars were tied with Oklahoma in the 4th quarter but the Sooners got another score to hold off BYU.

BYU will end the regular season after Thanksgiving by heading to Boone Pickens Stadium to face Oklahoma State. The Cougars played the Cowboys in BYU's first bowl game and again in 1976, dropping both contests to Oklahoma State.

GAME NOTES TWITTER

For a live feed of in-game notes follow @BYUGameNotes on X (Twitter) throughout gameday. Track milestones, news, notes and more.





ATHLETIC COMMUNICATIONS CONTACTS

Assistant AD—Strategic Football Communications Brett Pyne
 Cell 801-367-1631
 Email brett_pyne@byu.edu
 Director of Football Media Relations (Interviews, Credentials) Kenny Cox
 Cell 801-420-7703
 Email kenny_cox@byu.edu
 Sr. Assistant AD—Broadcast Relations (Sideline) Duff Tittle
 Cell 801 372-4401
 Email duff_tittle@byu.edu
 Associate AD - Communications and Media Strategy
 (Athletic Director, Administration Requests) Jon McBride
 Email jonathanmcbride@byu.edu
 LaVell Edwards Stadium Press Box 801-422-2609
 Website www.byucougars.com
 Twitter @BYUCougars, @BYUgamenotes, @BYUCougarsPR
 Facebook facebook.com/byufootball
 Address SAB 331, Provo, UT 84602

2023 QUICK FACTS

Location Provo, Utah 84602
 Elevation 4,553 feet
 Enrollment 34,737
 Founded October 16, 1875
 Owned The Church of Jesus Christ of Latter-day Saints
 Nickname Cougars
 Mascot Cosmo the Cougar
 Colors Blue and White
 Stadium LaVell Edwards Stadium
 Surface Natural Grass
 BYU President Shane Reese (BYU, 1994)
 Athletics Director Tom Holmoe (BYU, 1983)
 Head Coach Kalani Sitake (BYU, 2000)
 Seasons 8th year
 Career Record 61-40 (.604)
 Record at BYU Same
 Assoc. HC/DC/S Jay Hill
 OC/QB Aaron Roderick
 PGC/WR Fesi Sitake
 SP Teams/DE Kelly Poppinga
 OL Darrell Funk
 TE Steve Clark
 RB Harvey Unga
 DT Sione Po'uha
 LB Justin Ena
 CB Jernaro Gilford
 Defensive Set Multiple
 Offensive Set Multiple
 2023 Record (conference) 5-6 (2-6)
 2023 National Ranking/high Not ranked/RV
 2022 Record 8-5
 Total Lettermen Ret./Lost 41/35
 Offensive Lettermen Ret./Lost 24/16
 Defensive Lettermen Ret./Lost 16/17
 Specialist Lettermen Ret./Lost 1/2
 Total Starters Ret./Lost 14/10
 Offensive Starters Ret./Lost 5/6
 Defensive Starters Ret./Lost 8/3
 Kicker/Punter Starters Ret./Lost 1/1
 National Championships 1 (1984)
 Conference Championships 23 (last 2007)*
 Bowl Appearances 40
 Bowl Record 17-22-1
 Last Bowl Appearance 2022 New Mexico
 Last Bowl Victory 2022 New Mexico Bowl, 24-23 vs. SMU
 First Year of Football 1922
 Total games played 1,084
 All-time Record 616-442-26 (.580)
 Total home games 493
 All-time Home Record 338-149-6 (.692)
 Total games at LaVell Edwards Stadium 345
 Stadium Record 260-85 (.754)
 Total road games 531
 All-time Road Record 247-265-19 (.483)
 Total neutral games 60
 All-time Neutral Record 31-28-1 (.525)
 Total games as an independent 155
 Independent Record 99-56 (.639)
 Big 12 Conference record 2-6
 Total games in conference 591
 All-time Conf. Record 341-232-18 (.593)



BRETT PYNE
 Assistant AD—Strategic Football Communications
 (Coach Sitake, Visiting Team)
 Office: (801) 422-4912
 Cell: (801) 367-1631
 Email: brett_pyne@byu.edu



KENNY COX
 Director of Football Media Relations & Communications
 (Interview Requests, Credentials)
 Office: (801) 422-5202
 Cell: (801) 420-7703
 Email: kenny_cox@byu.edu



DUFF TITTLE
 Sr. Assistant AD—Broadcast Relations (Sideline)
 Office: (801) 422-4910
 Cell: (801) 372-4401
 Email: duff_tittle@byu.edu
 @duffittle

MEDIA AVAILABILITY — SUBJECT TO CHANGE

MON 11/20
 12:00 p.m. MT
 Head coach Kalani Sitake availability via Zoom
 12 p.m. MT
 Coordinators' Corner Show
 BYUtv.org, BYUtv App, BYUradio App, Big 12
 Now on ESPN

TUE 11/21
 5:20 p.m. MT
 Defense/Offense Coaches and Players available after practice
 6:30 p.m. MT
 BYU Football with Kalani Sitake
 BYUtv App, BYUtv.org, Big 12
 Now on ESPN+

WED 11/22
 No Media Availability

THU 11/23
 No Media Availability

FRI 11/24
 No Media Availability

SAT 11/25
 BYU vs. Oklahoma State
 Boone Pickens Stadium
 2:30 p.m. CT
 ABC
 Head coach Kalani Sitake and select-players available at postgame press conference

[View the 2023 BYU FOOTBALL ALMANAC](#)



WEEKLY GAME NOTES

Thank you for your coverage of BYU football for the 2023 season. These game notes have been designed to provide local, regional and national media with useful information about the BYU football program, specific to this week's game. Additional information on BYU's history and tradition, along with much more in-depth team information can be found at BYUCougars.com. Should you need additional information such as photographs, video or other inquiries, please contact a member of the BYU Athletic Communications staff.

SOCIAL MEDIA

BYU Athletics Twitter : @BYUCougars
 BYU Football Twitter: @BYUFootball
 BYU Game Notes Twitter: @BYUgamenotes (Follow this account for the most up-to-date notes and milestones during games)
 BYU Athletic Communications: @BYUCougarsPR (Follow this account for news and press releases)
 Instagram: BYUCougars, BYUfootball
 Facebook: BYU Football
 Head coach Kalani Sitake: @kalanifitake
 Use the hashtags: #BYUFootball #GoCougs

BYUCOUGARS.COM

Please visit byucougars.com for press releases, updated player and coach bios, statistics, game notes, press conference transcripts and schedules. In addition, the site features numerous video highlights, interviews and features posted daily. On game day, use BYUCougars.com/pressbox

COLLEGE PRESS BOX

Collegepressbox.com is the official media website for BYU football and all FBS schools. Users may access and download weekly game notes, quotes, statistics, media guides, headshots, logos and more for BYU and other FBS schools. Login information will be distributed to accredited media or you can apply for a password by sending an email to password@collegepressbox.com.

LIVE RADIO AND STREAMING

Listen to Greg Wrubell, Hans Olsen and Mitchell Juergens as they present radio play-by-play on BYU Radio. Broadcasts can be heard via BYU Radio SiriusXM 143/KSL Newsradio 1160 AM/102.7 FM and network affiliates in Utah and Idaho. Live audio is also streamed at BYURadio.org and on the BYU Radio App.

BYUtv PREGAME AND POSTGAME SHOWS

Watch the football pregame show Countdown to Kickoff two hours before every kickoff and after the game tune into BYU Football Postgame on BYUtv and byutv.org.

MEDIA AVAILABILITY

If you have a specific interview request for the week's availability sessions for defense and offense send to Kenny Cox (kenny_cox@byu.edu) no later than 24 hours before each media availability session. The requests help determine the interviews for the week in the general zoom or smaller group or individual Zoom depending on the requests and the player/coach availability.

ATHLETIC STAFF INTERVIEWS

Interview requests for director of athletics Tom Holmoe or any other member of the athletic administration should be directed to associate director of athletics for communications Jon McBride at jonathanmcbride@byu.edu.

POSTGAME MEDIA AVAILABILITY

After home games, postgame press conference will be conducted in person at LaVell Edwards Stadium. At the discretion of the visiting team, opponent interviews will be conducted in person in the visiting media room. Coach Sitake and select players will be available following the NCAA mandatory cooling off period. A direct video feed will also be sent to the press box from the BYU postgame press conference. A basic transcript of Sitake's comments from the postgame press conference will be provided with additional player quotes upon availability. For road games, BYU will conduct interviews in-person as directed by site host.

POLICY REMINDERS

Other than during the recognized interview times indicated, interviews and information inquiries must be initiated and arranged through the Athletic Communications office prior to being conducted. Media members should not contact directly BYU players, coaches, support staff or other athletic department personnel for any reason. Some players may not be available depending on circumstances such as classes, exams or other obligations. We support and maintain the philosophy that reports submitted via blog, Twitter or any other form of social media or mass communication should maintain the same standards of professional conduct, judgment and ethics as would any reports broadcast or published by your organization under the scrutiny of standard professional editorial guidelines and principles. We request your cooperation in our efforts to maintain a professional environment.

THIS IS COUGAR COUNTRY

- Entering 2023, the Cougars rank **No. 8 in total wins over the past 50 seasons**, winning 431 games. Only Ohio State, Oklahoma, Alabama, Georgia, Nebraska, Michigan and Penn State have won more. Over the past 11 seasons during BYU's run as an independent, the Cougars went 99-56, **ranking No. 18 in college football in total wins the last 11 years**.
- After attending its 40th bowl game last season, **BYU ranks No. 20 in bowl invitations**.
- The Cougars have also spent 266 weeks in the Associated Press Top 25, ranking **No. 36 overall in college football**.
- BYU boasts **23 total conference championships** in its history, which **ranks No. 15 in college football history**.
- Players at BYU have **won the Heisman Trophy, Maxwell Award, Doak Walker Award, Outland Trophy, Sammy Baugh and Davey O'Brien Awards**.
- BYU has had **14 consensus All-Americans** and touts **seven College Football Hall of Fame members**, including legendary head coach LaVell Edwards.
- **BYU won the 1984 National Championship**, one of just 42 schools to claim a title.



REMEMBERING LAVELL EDWARDS

Legendary BYU head football coach LaVell Edwards passed away Dec. 29, 2016 at the age of 86 surrounded by his wife Patti and their family.

Edwards, a coaching icon in college football, led the Cougars for 29 seasons from 1972 to 2000. He amassed 257 victories, which ranks eighth in NCAA Division I history. In addition, Edwards led BYU to the 1984 National Championship and was inducted into the College Football Hall of Fame in 2004. Before Edwards, BYU had won just 173 games in over 49 seasons and had never been to a bowl game. Since Edwards, the Cougars have won 438 games and attended 40 bowl games.

Known for his stoic sideline demeanor and quick-witted humor, Edwards was once labeled by USA Today as a "national coaching treasure." Beloved not only in coaching circles and all of Cougar Nation, but especially by the many hundreds of players under his tutelage, including current head coach Kalani Sitake who was a fullback and team captain for the Cougars.



LAVELL EDWARDS STADIUM

LaVell Edwards Stadium with its 63,470-seat capacity is home to BYU football. Originally Cougar Stadium, it was built in 1964 and seated 30,000. It was expanded in 1982 to seat 65,000 permanent seats before official capacity became 63,470 after various refurbishments. It was renamed LaVell Edwards Stadium in 2000 at Coach Edwards' final home game of his career.

Stadium record: 260-84 (.756) 2023: 4-0

POLYNESIAN PIPELINE

The Polynesian Islands have become a hotbed for recruiting in recent years, but BYU has been one of the pioneers in bringing these players from Tonga, Samoa, the Hawaiian Islands and all of Polynesia to the forefront of college football since the early 1950s. About 40 members of the current roster are of Polynesian descent.

Kalani Sitake was named BYU's 14th head coach on Dec. 19, 2015, becoming the first Tongan head football coach in the NCAA. His staff includes Polynesians Fesi Sitake Harvey Unga, Justin Ena, Jack Damuni, Al Pupunu and Vince Feula.

FORMER PLAYERS ON STAFF

There are 17 former BYU football players on the football and athletic administration staff. Members of the staff were part of Cougar teams that won the 1980 "Miracle Bowl," the 1984 National Championship, 1996 Cotton Bowl along with many other accolades.

Tom Holmoe	DB	1978-82	Athletic Director
Kalani Sitake	RB/FB	1994, 97-00	Head Football Coach
Chad Lewis	TE	1993-96	Associate AD/Development
Lee Johnson	P	1980-84	Assistant Development Director
Robbie Bosco	QB	1981-85	Varsity Club/Development
Fui Vakapuna	RB	2002-03, 06-08	Assistant to the AD
Aaron Roderick	WR	1996-98	Pass Game Coordinator/Quarterbacks
Jernaro Gilford	DB	1999-03	Cornerbacks
Justin Ena	LB	1997-01	Linebackers
Kelly Poppinga	LB	2006-07	Special Teams Coordinator/DE
Harvey Unga	RB	2006-09	Running backs
Jack Damuni	DB	1993-94	Director of Football Relations
Vince Feula	DL	2004-05	Director of Recruiting
Jan Jorgensen	DL	2005-2009	Football Analyst
Gavin Fowler	DB	2011, 14-18	Football Analyst
Coleby Clawson	LB	2008-09	Director of FB Athletic Performance
Terrance Motley	OL	2011	Director of FB Rehabilitation

HONORING SIONE VEIKOSO

BYU offensive lineman Sione Veikoso passed away Dec. 30, 2022 in a tragic construction accident in his hometown of Kailua., Hawai'i. Sione, a 6-foot-7, 305-pound offensive lineman, played in one game in 2022 as a redshirt freshman after transferring from Arizona State. He played in one game for the Sun Devils during a redshirt 2021 season. Sione, 22 years old, prepped at Kailua High School in Hawai'i, and later served a full-time mission for The Church of Jesus Christ of Latter-day Saints in Manaus, Brazil, from 2018-20. The team honors him for the 2023 season with a special "72" helmet sticker, a flag carried by a member of the team each game and with a "72" jersey graphic on the lower wall of the stands in the southeast corner of LaVell Edwards Stadium by the BYU tunnel to the locker room. The team will also keep his locker open, with his name and equipment in it for the 2023 season.

FAMILY AFFAIR

FATHERS AND SONS

BYU has a family legacy unique to many other institutions. This year's squad features 12 players with fathers who also played football at BYU.

Raider Damuni, S	Jack Damuni S (1993-94)
Cade Fennegen, QB	Garth Fennegen DB (1990-93)
Brayden Keim, OL	Mike Keim OL (1987-90)
Marcus McKenzie, CB	Brian McKenzie RB (1996-97)
Hobbs Nyberg, WR	Brent Nyberg WR (1989-90)
Connor Pay, OL	Garry Pay, OL (1986, 89-92)
Bentley Redden, TE	Matt Redden DE (1989-92)
Isaac, Preston Rex,	Byron Rex TE (1986, 89-92)
Quenton Rice, DB	Rodney Rice DB (1986-88)
Chase Roberts, WR	Kyle Roberts DB (1987, 90-93)
Petey Tuipulotu, S	Peter Tuipulotu RB (1987-91)

BROTHERS IN ARMS

BYU also has four sets of brothers on the current roster

Moa Rehkow	Aisea and Sione Ryan and Landon
Rex Riggs	Isaac and Preston Austin and Dalton

MARRIED PLAYERS

There are 31 members of the team that are married and 10 have children.

AVERAGE AGE

The average age of BYU's player is 21.7 years old entering the 2023 season. BYU's youngest player was 17 during fall camp and turned 18 just before the season started while its oldest will turn 27 during the season.

THE CHURCH OF JESUS CHRIST OF LATTER-DAY SAINTS

The Church of Jesus Christ of Latter-day Saints is a worldwide faith of over 17 million members centered on the belief that everyone on earth is a son or daughter of a loving God and that His Son, Jesus Christ, saved the world from sin and death. Jesus Christ invites all of God’s children to come unto, follow, and become more like Him. The Church has over 30,000 congregations in more than 160 countries and territories.

BYU'S HISTORY

The establishment of the Brigham Young Academy in 1875 offered an academically stimulating and gospel-oriented education to 29 students. The one-acre school grounds presided over by Karl G. Maeser have since developed into nearly 600 acres and more than 300 buildings. Today, BYU provides an outstanding education in an atmosphere consistent with the standards and principles of its sponsor, The Church of Jesus Christ of Latter-day Saints. The University is widely recognized for its deep commitments to inspired religious values and rigorous intellectual learning.

MISSIONS

Missionary service has been a staple within the BYU football program since its inception. Nearly half of all current BYU football players have served full-time, voluntary missions for The Church of Jesus Christ of Latter-day Saints. That is routinely the case. While those within the Church understand the details of what a mission entails, they can be foreign to those not of the faith.

The Church’s missionary program is one of its most recognized characteristics. Latter-day Saint missionaries can be seen on the streets of hundreds of major cities in the world as well as in thousands of smaller communities. Missions last 18 months to two years. They are voluntary and self-funded. BYU student-athletes who chose to serve missions do so out of a love for Jesus Christ and a desire to serve others. Some BYU student-athletes elect to fulfill their missionary service after they graduate high school and defer their enrollment to BYU. Others take a break from studying and competing at BYU and perform their missionary service partway through their time as a student-athlete. Missionaries receive their assignment from Church headquarters and are sent to countries all throughout the world where governments allow the Church to operate. Missionaries do not request their area of assignment and do not know beforehand whether they will be required to learn a language. Due in part to the many international missionary service experiences among BYU students, more than 60 percent of the BYU student body speaks a second language.

- 65 players on the current roster served missions
- They served in 29 different countries
- They speak 16 different languages
- 54 players speak a language other than English

We request that those referring to missions use terms such as “serving a mission,” “full-time mission,” “two-year mission,” “missionary service,” “Latter-day Saint mission,” and “a mission for The Church of Jesus Christ of Latter-day Saints.” We request that those referring to missions do not refer to missions as “mission trips,” “Mormon missions” or “LDS missions.” More information about using the full name of The Church of Jesus Christ of Latter-day Saints in the Church’s style guide.

HONOR CODE

The Honor Code helps maintain this learning environment. Initiated by students in 1949, the Honor Code helps accomplish the mission to build disciples of Jesus Christ. As faculty, administration, staff, and students voluntarily commit to conduct their lives in accordance with the principles of the gospel of Jesus Christ, they strive to maintain the highest standards in their personal conduct regarding honor, integrity, morality, and consideration of others.



Wide receiver Koa Eldredge served in Milwaukee, Wisconsin, but served in a Hmong community learning the language and culture.



Linebacker Ace Kaufusi served in San Jose, California, speaking English.



Running back Enoch Nawahine spent his service in Zambia (Africa) and learned to speak Chichewa.



Linebacker Max Tooley went to the London, England mission but served among the Chinese, learning the language.

Players on the 2023 team who have served missions

Chaz Ah You	Rancho Cucamonga, California
Talan Alfrey	Uruguay - Spanish
Tyler Batty	Madrid, Spain - Spanish
Jacob Boren	Pittsburgh, Pennsylvania
Ty Burke	Neuquen, Argentina - Spanish
Ben Bywater	Guatemala City - Spanish
John Henry Daley	Brasilia, Brazil - Portuguese
Raider Damuni	Oakland, California - Tongan
Sam Dawe	Singapore and Malaysia - Malay and Chinese
Wyatt Dawe	Birmingham, Alabama
Devin Downing	Eugene, Oregon
Matthias Dunn	Cordoba, Argentina - Spanish
Koa Eldridge	Milwaukee, Wisconsin - Hmong
Ethan Erickson	Tokyo, Japan - Japanese
Mason Fakahua	Auckland New Zealand - Tongan
Cade Fennegan	Rosario, Argentina - Spanish
Will Ferrin	Vancouver, Canada
Lucky Finau	Birmingham, Alabama
Isaiah Glasker	Montevideo, Uruguay - Spanish
Talmage Gunther	Harare, Zimbabwe - Shona and Ndebele
Jake Griffin	Durban, South Africa
Cole Hagen	Washington, DC - Spanish
Ammon Hannemann	Roseville, California
Caden Haws	St. George, Utah
Nukuluvu Helu	Fresno, California - Tongan
Weston Jones	San Diego, California - Spanish
Ace Kaufusi	San Jose, California
Brayden Keim	Scotland and Ireland
Kasen Krebs	Boston, Massachusetts - Portuguese
David Latu	San Jose, California
Tyler Little	Conception, Chile - Spanish
Logan Lutui	Auckland, New Zealand - Tongan
Atunaisa Mahe	Nuku'alofa, Tonga - Tongan
Sonny Makasini	Nuku'alofa, Tonga - Tongan
Marcus McKenzie	Little Rock, Arkansas
Bruce Mitchell	Seattle, Washington
Sione Moa	Kingston, Jamaica - Patwa
Simi Moala	Nuku'alofa, Tonga - Tongan
Kade Moore	Phnom Penh, Cambodia - Cambodian
Enoch Nawahine	Lusaka, Zambia - Chichewa
Connor Pay	Washington, DC
Ray Paulo	Atlanta, Georgia
Morgan Pyper	Milan, Italy - Italian
Bentley Redden	Tokyo, Japan - Japanese
Landon Rehkow	Las Vegas, Nevada
Ryan Rehkow	London, England
Isaac Rex	Samoa - Samoan
Preston Rex	Osorno, Chile - Spanish
Austin Riggs	Zimbabwe - Ndebele, Xhosa and Shona
Dalton Riggs	Nuku'alofa, Tonga - Tongan
Chase Roberts	Calgary, Canada - Tagalog
Hinckley Ropati	Quezon City, Philippines - Tagalog
Bodie Schoonover	Cape Town, South Africa
Nuuletau Sellesin	Houston, Texas - Spanish
Ethan Slade	Santiago, Chile - Spanish
Justen Smith	Buenos Aires, Argentina - Spanish
Mata'ava Ta'ase	Tokyo, Japan - Japanese
Malae Tanuvasa	Reno, Nevada
Max Tooley	London, England - Cantonese
Petey Tuipulotu	San José, Costa Rica - Spanish
Tanner Wall	Maceio, Brazil - Portuguese
Crew Wakely	Dallas, Texas
Ben Ward	Cordoba, Argentina - Spanish

Coaches who have served missions

Kalani Sitake	Oakland, California
Jay Hill	Puerto Rico - Spanish
Aaron Roderick	Bogota, Colombia - Spanish
Fesi Sitake	Riverside, California
Kelly Poppinga	Ecuador - Spanish
Sione Po'uha	Pittsburgh, Pennsylvania
Steve Clark	Lima, Peru - Spanish



OKLAHOMA STATE COWBOYS

Saturday, Nov. 25 | ABC
Boone Pickens Stadium (60,000) | Stillwater, OK

GENERAL INFO

University Established: 1890
 Enrollment: 32,706
 2022 Season: 7-6 (4-5) – The Cowboys blazed through their first five games, going 5-0 and recording double-digit wins over Arizona State, No. 16 Baylor and Texas Tech. A double-overtime loss to a rising TCU team along with injury and inconsistency under center syphoned momentum from the Cowboys as they lost six of their last eight including a 24-17 defeat to Wisconsin in the Guaranteed Rate Bowl.
 Conference Championships: 10
 National Championships: 1
 Bowl Game Appearances: 33
 All-Time Record: 628-568-47 (.524)
 Weeks in AP Poll: 282
 Consensus All-Americans: 20
 Heisman Winners: 1

COACHING STAFF

Head Coach: Mike Gundy

- 19th season at Oklahoma State (2005-)
- Oklahoma State Offensive Coordinator (2001-05)
- Maryland assistant (1997-2000)
- Baylor quarterbacks coach (1996)
- Oklahoma State assistant (1990-94)
- Played quarterback at Oklahoma State (1986-89)

Co-Defensive Coordinator/Linebackers: Joe Bob Clements
 Offensive Line: Charlie Dickey
 Defensive Passing Game Coordinator/Corners: Tim Duffie
 Associate Head Coach/Offensive Coordinator/Receivers: Kasey Dunn
 Safeties: Dan Hammerschmidt
 Tight Ends/Fullbacks: Jason McEndoo
 Defensive Coordinator: Bryan Nardo
 Quarterbacks: Tim Rattay
 Defensive Line: Greg Richmond
 Running Backs: John Wozniak

BYU-Oklahoma State Series

- 2023 marks the third all-time meeting.
- Series Record: 0-2 (Oklahoma State leads)
- Last Meeting: No. 14 Oklahoma State 49, BYU 21 (Dec. 18, 1976 – Citrus Bowl)
- First Meeting: Oklahoma State 16, No. 17 BYU 6 (Dec. 28, 1974 – Fiesta Bowl)

Did You Know?

BYU linebacker Ben Bywater was high school teammates with Oklahoma State defensive end Nathan Latu and Olympus High School in Salt Lake City, Utah.

Statistic	National Rank	Conference Rank	Value
3rd Down Conversion Pct (130 ranked)	94	13	0.364
3rd Down Conversion Pct Defense (130 ranked)	31	4	0.346
4th Down Conversion Pct (130 ranked)	5	1	0.750
4th Down Conversion Pct Defense (129 ranked)	101	11	0.591
Blocked Kicks (46 ranked)	46	8	1
Blocked Kicks Allowed (130 ranked)	99	11	2
Blocked Punts (14 ranked)	14	2	1
Blocked Punts Allowed (129 ranked)	82	7	1
Completion Percentage (130 ranked)	53	8	0.629
Defensive TDs (46 ranked)	46	5	1
Fewest Penalties (130 ranked)	22	3	44
Fewest Penalties Per Game (130 ranked)	22	3	4.89
Fewest Penalty Yards (130 ranked)	27	5	389
Fewest Penalty Yards Per Game (130 ranked)	27	5	43.22
First Downs Defense (129 ranked)	42	3	165
First Downs Offense (130 ranked)	121	14	146
Fumbles Lost (130 ranked)	2	1	1
Fumbles Recovered (126 ranked)	126	14	1
Kickoff Return Defense (130 ranked)	71	8	20.11
Kickoff Returns (130 ranked)	2	1	32.00
Net Punting (130 ranked)	69	10	38.96
Passes Had Intercepted (130 ranked)	53	7	7
Passes Intercepted (130 ranked)	5	2	13
Passing Offense (130 ranked)	75	12	219.7
Passing Yards Allowed (130 ranked)	49	3	212.6
Passing Yards per Completion (130 ranked)	78	9	11.56
Punt Return Defense (130 ranked)	56	9	6.83
Punt Returns (130 ranked)	84	9	6.83
Red Zone Defense (130 ranked)	49	7	0.808
Red Zone Offense (130 ranked)	19	1	0.920
Rushing Defense (130 ranked)	29	2	117.7
Rushing Offense (130 ranked)	106	12	117.6
Sacks Allowed (130 ranked)	6	1	0.89
Scoring Defense (130 ranked)	31	4	20.7
Scoring Offense (130 ranked)	88	12	23.6
Tackles for Loss Allowed (128 ranked)	44	8	5.00
Team Passing Efficiency (130 ranked)	64	7	134.55
Team Passing Efficiency Defense (130 ranked)	14	1	112.23
Team Sacks (129 ranked)	112	13	1.56
Team Tackles for Loss (130 ranked)	93	11	5.1
Time of Possession (130 ranked)	55	7	30:26
Total Defense (130 ranked)	28	1	330.2
Total Offense (130 ranked)	102	13	337.2
Turnover Margin (130 ranked)	19	3	0.67
Turnovers Gained (130 ranked)	42	6	14
Turnovers Lost (130 ranked)	14	1	8
Winning Percentage (128 ranked)	52	7	0.556

OKLAHOMA STATE 2023 SCHEDULE

Date	Opponent	Result/Location
Sept. 2	vs. Central Arkansas	Stillwater, Okla.
Sept. 9	at Arizona State	Tempe, Ariz.
Sept. 16	vs. South Alabama	Stillwater, Okla.
Sept. 23	at Iowa State	Ames, Iowa
Oct. 6	vs. Kansas State	Stillwater, Okla.
Oct. 14	vs. Kansas	Stillwater, Okla.
Oct. 21	at West Virginia	Morgantown, W.V.
Oct. 28	vs. Cincinnati	Stillwater, Okla.
Nov. 4	vs. Oklahoma	Stillwater, Okla.
Nov. 11	at UCF	Orlando, Fla.
Nov. 18	at Houston	Houston, Texas
Nov. 25	vs. BYU	Stillwater, Okla.

NUMERICAL ROSTER		#	NAME	POS.	HT.	WT.	YR.	HOMETOWN/LAST SCHOOL
0	Epps, Kody	WR						
0	Robinson, Jakob	CB						
1	Harper, Micah	S						
1	Hill, Keanu	WR						
2	Bywater, Ben	LB						
2	Roberts, Chase	WR						
3	Ah You, Chaz	LB						
3	Robbins, Aidan	RB						
4	Christensen, Caleb	CB						
4	Davis, Miles	RB						
5	Heckard, Eddie	CB						
5	Lassiter, Darius	WR						
7	Garrett, Kamden	CB						
7	Ropati, Hinckley	RB						
10	Slovits, Kedon	QB						
10	Vongphachanh, AJ	LB						
11	Fennegan, Cade	QB						
11	Taggart, Harrison	LB						
12	Moore, Malik	S						
12	Retzlaff, Jake	QB						
13	Bagnah, Isaiah	DE						
13	Phillips, Jojo	WR						
15	Billoups, Nick	QB						
15	Ebunoha, Chika	S						
16	Glasker, Isaiah	LB						
16	Hagen, Cole	QB						
17	Marion, Keelan	WR						
18	Burton, Ryder	QB						
18	Kaufusi, Ace	LB						
19	Bamba, Mory	CB						
19	Bowers, Jackson	TE						
20	Boren, Jacob	CB						
20	Smith, Deion	RB						
21	Flowers, Dylan	CB						
21	Nawahine, Enoch	RB						
22	Fakahua, Mason	TE						
22	Hannemann, Ammon	WR						
23	Nyberg, Hobbs	WR						
24	Rehkow, Ryan	P/K						
25	Alfrey, Talan	S						
26	Slade, Ethan	S						
27	Martin, LJ	S						
27	Rex, Preston	S						
28	Wall, Tanner	S						
29	Dunlap, Jayden	CB						
29	Hill, Jake	WR						
30	Hall, Miles	LB						
30	Helu, Nukuluve	CB						
30	Rice, Quanton	WR						
31	Doe, Kevin	WR						
31	Tooley, Max	LB						
32	McKenzie, Marcus	CB						
32	Burke, Ty	S						
33	Damuni, Raider	S						
34	Kaufusi, Maika	LB						
35	Allen, Zion	CB						
35	Redden, Bentley	TE						
36	Gunther, Talmage	WR						
36	Johnson, Evan	CB						
37	Kapisi, Jordan	K						
37	Tanuvasa, Malae	S						
38	Wakley, Crew	S						
39	Rehkow, Landon	P/K						
41	Moa, Sione	LB						
42	Paulo, Ray	TE						
42	Tuipulotu, Petey	S						
43	Danielson, Naseri	LB						
44	Ferrin, Will	K						
44	Daley, John Henry	DE						
47	Riggs, Dalton	LS						
48	Schoonover, Bodie	DE						
49	Coleman, Nason	TE						
49	Finau, Lucky	WR						
50	Krebs, Kason	LB						
51	Makasini, Sonny	OL						
52	Ward, Ben	OL						
53	Jackson, Fisher	OL						
54	Esera, Siale	LB						
54	Maile, Paul	OL						
55	Paulo, Joseph	OL						
56	Eichorn, Jake	OL						
56	Sellesin, Nuuletau	DE						
58	Moa, Aisea	DE						
59	Lutui, Logan	DE						
60	Little, Tyler	OL						
61	Lapuaho, Weylin	OL						
62	Mahe, Atunaisa	DT						
64	Keim, Brayden	OL						
65	Fitzgerald, Ian	OL						
68	Falaniko, Peter	OL						
69	Moala, Simi	OL						
70	Pay, Connor	OL						
73	Jones, Weston	OL						
74	Ostler, Trevin	OL						
75	Dave, Sam	OL						
76	Etienne, Caleb	OL						
77	Griffin, Jake	OL						
78	Suamataia, Kingsley	OL						
79	Chidester, Kaden	WR						
80	Eldredge, Koa	WR						
82	Kingston, Parker	WR						
83	Rex, Isaac	TE						
84	Riggs, Austin	TE						
85	Olsen, Anthony	TE						
86	Henry, Dom	WR						
87	Erickson, Ethan	WR						
88	Downing, Devin	WR						
89	Moore, Kade	WR						
90	Latu, David	DT						
91	Cravens, Jackson	DT						
92	Batty, Tyler	DE						
93	Mangelson, Blake	DE						
94	Nelson, John	DT						
95	Haws, Caden	DT						
96	Mitchell, Bruce	DT						
97	Dunn, Matthias	K						
98	Dave, Wyatt	DT						
99	Singh, Joshua	DT						
99	Ta'ase, Mata'ava	TE						

#	NAME	POS.	HT.	WT.	YR.	HOMETOWN/LAST SCHOOL
3	Ah You, Chaz	LB	6-2	220	R-Sr.	Saratoga Springs, UT/Westlake HS
25	Alfrey, Talan	S	6-2	205	R-So.	Auburn, WA / Auburn Mountainview HS
35	Allen, Zion	CB	6-1	160	R-Fr.	Stockton, CA / Manteca HS
13	Bagnah, Isaiah	DE	6-4	235	R-Jr.	Lethbridge, Can. / Boise State
19	Bamba, Mory	CB	6-3	185	R-Jr.	Menomonee Falls, WI / Tyler JC
92	Batty, Tyler	DE	6-5	270	Jr.	Payson, UT / Payson HS
15	Billoups, Nick	QB	6-1	200	R-So.	San Clemente, CA / San Clemente HS
20	Boren, Jacob	CB	5-9	175	Sr.	Salt Lake City, UT / Highland HS
19	Bowers, Jackson	TE	6-5	245	Fr.	Mesa, AZ / Mountainview HS
32	Burke, Ty	S	6-1	180	Fr.	Syracuse, UT / Syracuse HS
18	Burton, Ryder	QB	6-2	205	Fr.	Springville, UT / Springville HS
2	Bywater, Ben	LB	6-3	235	R-Jr.	Salt Lake City, UT / Olympus HS
79	Chidester, Kaden	OL	6-8	300	Fr.	Richfield, UT / Richfield HS
4	Christensen, Caleb	CB	5-10	183	Jr.	Smithfield, UT / Sky View HS
49	Coleman, Nason	TE	6-2	225	Fr.	Chandler, AZ / Chandler HS
91	Cravens, Jackson	DT	6-2	305	R-Sr.	Provo, UT / Boise State
46	Daley, John Henry	DE	6-5	230	Fr.	Alpine, UT / Lone Peak HS
33	Damuni, Raider	S	6-1	210	Fr.	Provo, UT / Timpview HS
43	Danielson, Naseri	LB	6-0	205	Fr.	Stockton, CA / St. Mary's HS
4	Davis, Miles	RB	6-0	215	R-So.	Las Vegas, NV / Las Vegas HS
75	Dave, Sam	OL	6-3	305	R-Fr.	Spanish Fork, UT / Spanish Fork HS
98	Dave, Wyatt	DT	6-0	295	So.	Pleasant Grove, UT / Southern Utah
31	Doe, Kevin	WR	6-3	190	Fr.	Salt Lake City, UT / East HS
88	Downing, Devin	WR	6-1	190	Fr.	American Fork, UT / American Fork HS
29	Dunlap, Jayden	CB	6-0	173	Jr.	Carson, CA / Cerritos College
97	Dunn, Matthias	K	6-0	200	Fr.	Heber City, UT / Wasatch HS
15	Ebunoha, Chika	S	6-0	185	R-Fr.	Tucson, AZ / Marana HS
56	Eichorn, Jake	OL	6-5	295	R-So.	Beaver, UT / Weber State
80	Eldredge, Koa	WR	5-11	195	Fr.	Honolulu, HI / Punahou HS
0	Epps, Kody	WR	5-11	187	R-So.	Los Angeles, CA / Mater Dei HS
87	Erickson, Ethan	TE	6-5	235	R-So.	Laie, HI / Kahuku HS
54	Esera, Siale	LB	6-3	245	Fr.	Provo, UT / Timpview HS
76	Etienne, Caleb	OL	6-8	330	R-Jr.	New Orleans, LA / Oklahoma State
22	Fakahua, Mason	TE	6-2	240	Jr.	Cedar City, UT / Cedar City HS
68	Falaniko, Peter	OL	6-3	315	R-Fr.	St. George, UT / Pine View HS
11	Fennegan, Cade	QB	6-2	190	R-So.	Dallas, TX / Woodrow Wilson HS
44	Ferrin, Will	K	6-3	175	R-So.	Kaysville, UT / Boise State
49	Finau, Lucky	LB	5-11	225	Fr.	Sandy, UT / Alta HS
65	Fitzgerald, Ian	OL	6-6	305	R-Sr.	Hawthorn Woods, IL / Missouri State
21	Flowers, Dylan	CB	5-11	180	R-So.	Playa Del Rey, CA / Southern Utah
7	Garrett, Kamden	CB	5-11	185	Sr.	Las Vegas, NV / Weber State
16	Glasker, Isaiah	LB	6-5	220	R-Fr.	South Jordan, UT/Bingham HS
77	Griffin, Jake	OL	6-5	285	Fr.	Mesa, AZ / Red Mountain HS
36	Gunther, Talmage	WR	5-11	190	R-Jr.	Highland, UT / Lone Peak HS
16	Hagen, Cole	QB	6-1	185	Fr.	Draper, UT / Corner Canyon HS
30	Hall, Miles	LB	6-1	205	Fr.	St. George, UT / Skyline HS
22	Hannemann, Ammon	LB	6-2	218	R-Jr.	Highland, UT / Lone Peak HS
1	Harper, Micah	S	5-10	192	R-So.	Chandler, AZ / Basha HS
95	Haws, Caden	DT	6-2	310	R-Jr.	Little Rock, AR / Pulaski Academy
5	Heckard, Eddie	CB	5-10	190	R-Sr.	Las Vegas, NV / Weber State
30	Helu, Nukuluve	RB	6-1	215	Fr.	Tooele, UT / Tooele HS
86	Henry, Dom	WR	5-11	175	R-Fr.	St. Augustine, FL / Nease HS
29	Hill, Jake	WR	6-2	190	Fr.	St. George, UT / Snow Canyon HS
1	Hill, Keanu	WR	6-4	215	R-Jr.	Euless, TX / Trinity HS
53	Jackson, Fisher	LB	6-5	230	Jr.	South Jordan, UT / Herriman HS
36	Johnson, Evan	CB	6-0	175	R-Fr.	Monterey, CA / Stevenson HS
73	Jones, Weston	OL	6-5	285	Fr.	Romeo, MI / Romeo HS
37	Kapisi, Jordan	K	6-0	190	Fr.	Honolulu, HI / Punahou HS
18	Kaufusi, Ace	LB	6-4	218	Fr.	Kahuku, HI / Kahuku HS
34	Kaufusi, Maika	LB	6-3	215	Fr.	Cottonwood Heights, UT / Alta HS
64	Keim, Brayden	OL	6-9	310	R-Jr.	Sandy, UT / Alta HS
82	Kingston, Parker	WR	5-11	180	R-Fr.	Layton, UT / Roy HS
50	Krebs, Kason	LB	6-0	210	R-Fr.	Sunset Beach, HI / Southern Utah
61	Lapuaho, Weylin	OL	6-4	305	So.	South Jordan, UT / Utah State
5	Lassiter, Darius	WR	6-3	210	R-Sr.	Chandler, AZ / Eastern Michigan
90	Latu, David	DT	6-4	300	So.	Bountiful, UT / Snow College
60	Little, Tyler	OL	6-6	295	R-So.	Gridley, CA / Gridley HS / Butte College
59	Lutui, Logan	DE	6-2	250	R-Jr.	West Valley City, UT / Weber State/Hunter HS
62	Mahe, Atunaisa	DT	6-1	315	R-Sr.	West Jordan, UT / West Jordan HS
54	Maile, Paul	OL	6-2	300	R-Sr.	Salt Lake City, UT / Utah
51	Makasini, Sonny	OL	6-3	320	R-Fr.	Provo, UT/Timpview HS
93	Mangelson, Blake	DE	6-5	260	Jr.	Nephi, UT / Juab HS
17	Marion, Keelan	WR	6-0	200	R-So.	Atlanta, GA / Uconn
27	Martin, LJ	RB	6-2	205	Fr.	El Paso, TX / Canutillo HS
32	McKenzie, Marcus	CB	5-11	172	Fr.	St. George, UT / Pine View HS
96	Mitchell, Bruce	DT	6-4	300	So.	Kamas, UT/South Summit HS
58	Moa, Aisea	DE	6-2	245	R-Fr.	North Ogden, UT/Weber HS
41	Moa, Sione	LB	6-1	230	R-So.	North Ogden, UT/Weber HS
69	Moala, Simi	OL	6-7	310	R-Sr.	Inglewood, CA / Utah
89	Moore, Kade	WR	5-11	185	R-Sr.	Lahi, UT / Lahi HS
12	Moore, Malik	S	6-0	195	R-Sr.	San Diego, CA / Point Loma HS
21	Nawahine, Enoch	RB	5-11	210	R-So.	Kahuku, HI / Utah State
94	Nelson, John	DT	6-4	280	Jr.	Salem, UT / Salem Hills HS
23	Nyberg, Hobbs	WR	5-10	195	Jr.	Dixie, UT / Dixie HS
85	Olsen, Anthony	TE	6-4	235	R-Fr.	Salt Lake City, UT / Olympus HS
74	Ostler, Trevin	OL	6-4	310	R-Fr.	Bountiful, UT / Bountiful HS
55	Paulo, Joseph	OL	6-8	330	Jr.	San Mateo, CA / College of San Mateo
42	Paulo, Ray	TE	6-3	255	R-Jr.	Pago Pago, Samoa / Allan Hancock College
70	Pay, Connor	OL	6-5	305	Jr.	Highland, UT / Lone Peak HS
13	Phillips, Jojo	WR	6-5	195	Fr.	Lancaster, CA / Sierra Canyon HS
35	Redden, Bentley	TE	6-5	225	Fr.	San Clemente, CA / San Clemente HS
39	Rehkow, Landon	P/K	6-1	178	Fr.	Veradale, WA / Central Valley HS
24	Rehkow, Ryan	P/K	6-5	235	Jr.	Spokane, WA / Central Valley HS
12	Retzlaff, Jake	QB	6-1	205	Jr.	Corona, CA / Riverside City College
83	Rex, Isaac	TE	6-6	255	R-Jr.	San Clemente, CA / San Clemente HS
27	Rex					

OFFENSE

QB	10	Kedon Slovis	6-3	215	R-Sr.
-or-	12	Jake Retzlaff	6-1	205	Jr.
	11	Cade Fennegan	6-2	190	R-So.
RB	3	Aidan Robbins	6-3	240	R-Jr.
-or-	27	LJ Martin	6-2	205	Fr.
	20	Deion Smith	6-0	200	R-Sr.
-or-	4	Miles Davis	6-0	215	R-So.
WR	5	Darius Lassiter	6-3	200	R-Sr.
-or-	0	Kody Epps	5-11	187	R-So.
-or-	82	Parker Kingston	5-11	180	R-Fr.
WR	2	Chase Roberts	6-4	205	R-So.
-or-	13	Jojo Phillips	6-5	210	Fr.
WR	1	Keanu Hill	6-4	215	R-Jr.
-or-	17	Keelan Marion	6-0	200	R-So.
TE	83	Isaac Rex	6-6	255	R-Jr.
	99	Mata'ava Ta'ase	6-3	255	Jr.
	19	Jackson Bowers	6-5	240	Fr.
FB	22	Mason Fakahua	6-2	240	Jr.
	42	Ray Paulo	6-3	255	R-Jr.
LT	78	Kingsley Suamataia	6-6	325	R-So.
	69	Simi Moala	6-7	310	R-Sr.
LG	54	Paul Maile	6-2	300	R-Sr.
	65	Ian Fitzgerald	6-6	305	R-Sr.
C	70	Connor Pay	6-5	305	Jr.
	54	Paul Maile	6-2	300	R-Sr.
RG	61	Weylin Lapuaho	6-4	305	So.
	76	Caleb Etienne	6-8	330	R-Jr.
RT	64	Brayden Keim	6-9	310	R-Jr.
	69	Simi Moala	6-7	310	R-Sr.

DEFENSE


SE	92	Tyler Batty	6-5	270	Jr.
	93	Blake Mangelson	6-5	260	Jr.
	48	Bodie Schoonover	6-3	250	R-Fr.
N	62	Atunaisa Mahe	6-1	315	R-Sr.
	95	Caden Haws	6-2	310	R-Jr.
	99	Joshua Singh	6-0	275	R-So.
T	91	Jackson Cravens	6-2	305	R-Sr.
	90	David Latu	6-4	300	So.
OE	13	Isaiah Bagnah	6-4	235	R-Jr.
	59	Logan Lutui	6-2	250	R-Jr.
SAM	10	AJ Vongphachanh	6-3	235	R-Sr.
	41	Sione Moa	6-1	230	R-So.
-or-	53	Fisher Jackson	6-5	230	Jr.
MACK	11	Harrison Taggart	6-1	235	R-Fr.
-or-	3	Chaz Ah You	6-2	220	R-Sr.
ROVER	31	Max Tooley	6-2	225	R-Sr.
	22	Ammon Hannemann	6-2	218	R-Jr.
	18	Ace Kaufusi	6-4	218	Fr.
SS	38	Crew Wakley	6-0	200	R-So.
-or-	25	Talan Alfrey	6-2	205	R-So.
	33	Raider Damuni	6-1	210	Fr.
FS	26	Ethan Slade	6-0	190	R-So.
	27	Preston Rex	6-0	193	R-Fr.
	12	Malik Moore	6-0	195	R-Sr.
-or-	15	Chika Eburnoha	6-0	185	R-Fr.
CB	7	Kamden Garrett	5-11	185	Sr.
	4	Caleb Christensen	5-10	183	Jr.
CB	0	Jakob Robinson	5-11	170	Jr.
	36	Evan Johnson	6-0	175	R-Fr.
CB	5	Eddie Heckard	5-10	190	R-Sr.
	19	Mory Bamba	6-3	185	R-Jr.
	32	Marcus McKenzie	5-11	172	Fr.

SPECIALISTS

P	24	Ryan Rehkow	6-5	235	Jr.
	39	Landon Rehkow	6-1	178	Fr.
KO	44	Will Ferrin	6-3	175	R-So.
	97	Matthias Dunn	6-0	200	Fr.
PK	44	Will Ferrin	6-3	175	R-So.
	97	Matthias Dunn	6-0	200	Fr.
H	24	Ryan Rehkow	6-5	235	Jr.
	39	Landon Rehkow	6-1	178	Fr.
LS	84	Austin Riggs	6-4	230	Jr.
	47	Dalton Riggs	6-3	225	R-Fr.
RET	23	Hobbs Nyberg	5-10	195	Jr.
	82	Parker Kingston	5-11	180	R-Fr.
	36	Talmage Gunther	5-11	190	R-Jr.
	17	Keelan Marion	6-0	200	R-So.

2023 SCORING DRIVES

QTR	DPP.	SCORING PLAY	PLAYS-YDS-TOP
1	SAM HOUSTON	Kedon Slovis 5-yard run (Will Ferrin kick)	8-50-2:54
4	SAM HOUSTON	Kedon Slovis 1-yard run (Will Ferrin kick)	11-55-4:56
1	Southern Utah	Isaac Rex 20-yard pass from Kedon Slovis (Will Ferrin kick missed)	9-85-4:23
2	Southern Utah	Keanu Hill 8-yard pass from Kedon Slovis (Will Ferrin kick)	5-36-2:12
2	Southern Utah	Darius Lassiter 42-yard pass from Kedon Slovis (Will Ferrin kick)	8-78-4:22
2	Southern Utah	Deion Smith 2-yard run (Will Ferrin kick)	3-70-0:37
3	Southern Utah	Kedon Slovis 6-yard run (Will Ferrin kick)	7-72-3:25
4	Southern Utah	Chase Roberts 39-yard pass from Kedon Slovis (Will Ferrin kick)	1-39-0:09
1	Arkansas	Deion Smith 37-yard pass from Parker Kingstons (Will Ferrin kick)	2-53-0:53
1	Arkansas	LJ Martin 45-yard run (Will Ferrin kick)	1-45-0:10
2	Arkansas	LJ Martin 1-yard (Will Ferrin kick)	10-70-3:20
3	Arkansas	Will Ferrin 43-yard field goal	6-24-2:31
3	Arkansas	Parker Kingstons 20-yard pass from Kedon Slovis (Will Ferrin kick)	1-20-0:10
4	Arkansas	Chase Roberts 7-yard pass from Kedon Slovis (Will Ferrin kick)	9-69-4:46
1	Kansas	Darius Lassiter 7-yard pass from Kedon Slovis (Will Ferrin kick)	10-75-4:50
2	Kansas	LJ Martin 10-yard pass from Kedon Slovis (Will Ferrin kick)	13-75-5:25
2	Kansas	Will Ferrin 33-yard field goal	12-68-4:07
3	Kansas	Will Ferrin 34-yard field goal	8-58-3:46
4	Kansas	Keelan Marion 6-yard run (Will Ferrin kick)	12-75-5:34
1	Cincinnati	Jakob Robinson 42-yard interception return (Will Ferrin kick)	--
2	Cincinnati	Darius Lassiter 22-yard pass from Kedon Slovis (Will Ferrin kick)	3-82-0:30
3	Cincinnati	LJ Martin 29-yard run (Will Ferrin kick)	5-73-2:02
3	Cincinnati	Chase Roberts 59-yard pass from Kedon Slovis (Will Ferrin kick)	4-75-2:31
4	Cincinnati	LJ Martin 1-yard run (Will Ferrin kick)	5-15-2:19
2	TCU	Keelan Marion 3-yard run (Chase Roberts pass from Kedon Slovis)	10-84-4:47
3	TCU	Will Ferrin 46-yard FG	6-30-2:19
1	Texas Tech	Chase Roberts 3-yard pass from Kedon Slovis (Will Ferrin kick)	7-75-3:26
1	Texas Tech	Eddie Heckard 0-yard fumble return (Will Ferrin kick)	--
2	Texas Tech	Darius Lassiter 4-yard pass from Kedon Slovis (Will Ferrin kick)	7-81-3:03
2	Texas Tech	Will Ferrin 35-yard field goal	6-22-1:34
3	Texas Tech	Will Ferrin 41-yard field goal	6-20-2:50
2	Texas	Will Ferrin 24-yard field goal	16-64-9:57
3	Texas	Will Ferrin 32-yard field goal	7-68-3:43
4	West Virginia	Aidan Robbins 10-yard run (Will Ferrin kick)	8-62-2:57
1	Iowa State	Jojo Phillips 5-yard pass from Jake Retzlaff (Will Ferrin kick)	7-75-2:47
3	Iowa State	Isaac Rex 26-yard pass from Parker Kingstons (pass failed)	7-65-3:31
1	Oklahoma	Chase Roberts 23-yard pass from Jake Retzlaff (Will Ferrin kick)	7-52-2:16
2	Oklahoma	Isaac Rex 1-yard pass from Jake Retzlaff (Will Ferrin kick)	10-75-5:17
2	Oklahoma	Will Ferrin 49-yard field goal	11-33-2:43
3	Oklahoma	Jake Retzlaff 10-yard run (Will Ferrin kick)	8-75-4:36



MOST PLAYS IN A SCORING DRIVE: 16 (Texas)
 MOST YARDS IN SCORING DRIVE: 85 (Southern Utah)
 MOST TIME ELAPSED IN A SCORING DRIVE: 9:57 (Texas)
 FEWEST PLAYS IN A SCORING DRIVE: 1 (Southern Utah, Arkansas)
 FEWEST YARDS IN SCORING DRIVE: 20 (Arkansas)
 LEAST TIME ELAPSED IN SCORING DRIVE: 0:09 (Southern Utah)

Scoring by quarter	1st	2nd	3rd	4th	OT	Total
BYU	69	76	56	42	0	243
Opponents	97	88	79	54	0	318

2023 BYU SUPERLATIVES

Overall record	5-6
Current streak	Lost 4
Home record	4-2
Current home streak	Lost 2
Road record	1-4
Current road streak	Lost 4
Neutral record	0-0
Current neutral streak	Won 1
Day games	1-4
Current day streak	Lost 4
Night games	4-2
Current night streak	Lost 2
Thursday games	0-0
Current Thursday streak	Won 1
Friday games	1-0
Current Friday streak	Won 1
BYU wins toss	1-3
BYU loses toss	4-3
BYU scores first	3-0
Opp. scores first	2-6
BYU leads after 1Q	4-0
BYU trails after 1Q	0-5
Tied after 1Q	1-1
BYU leads at half	4-1
BYU trails at half	1-4
Tied at the half	0-1
BYU leads after 3Q	4-0
BYU trails after 3Q	0-5
Tied after 3Q	1-1
OT Games	0-0
BYU has more yards	2-2
Opp. has more yards	3-4
Yards even	0-0
BYU has more turnovers	0-5
Opp. has more turnovers	5-0
Turnovers are equal	0-1
Record in August	0-0
Streak	-
Record in September	4-1
Streak	Won 1
Record in October	1-2
Streak	Lost 1
Record in November	0-3
Streak	Lost 3
Vs. top-25 teams	0-2
Streak	Lost 3
Vs. non-ranked teams	5-4
Streak	Lost 2
On ESPN	1-4
On ESPN2	1-0
On ESPN	0-0
On ESPN3	0-0
On ESPNWS	0-0
On ESPN+	1-0
On ABC	0-1
On NBC	0-0
On FOX	0-1
On FS1	2-0
On FS2	0-0
On CBS Sports	0-0
On SEC Network	0-0
On BYUtv	0-0
Royal Jersey/White Pants/Royal Helmet	1-0
Navy Jersey/Navy pants/Navy Helmet	1-0
White Jersey/Royal Pants/Royal Helmet	1-0
White Jersey/White Pants/White Helmet (navy)	0-1
White Jersey/Royal Pants/White Helmet	0-1
Royal Jersey/Royal Pants/Royal Helmet	1-0
Royal Jersey/White Pants/White Helmet	1-1
White Jersey/Navy Pants/Navy Helmet	0-1
White Jersey/White Pants/White Helmet (royal)	0-1
Black Jersey/Black Pants/Black Helmet	0-1



Statistic	National Rank	Conference Rank	Value
3rd Down Conversion Pct (130 ranked)	127	14	0.280
3rd Down Conversion Pct Defense (130 ranked)	116	13	0.455
4th Down Conversion Pct (130 ranked)	77	9	0.480
4th Down Conversion Pct Defense (130 ranked)	12	3	0.350
Blocked Kicks (53 ranked)	53	10	1
Blocked Kicks Allowed (130 ranked)	1	1	0
Blocked Punts (17 ranked)	17	2	1
Blocked Punts Allowed (129 ranked)	1	1	0
Completion Percentage (130 ranked)	102	13	0.563
Defensive TDs (52 ranked)	22	3	2
Fewest Penalties (130 ranked)	36	7	58
Fewest Penalties Per Game (130 ranked)	35	7	5.27
Fewest Penalty Yards (130 ranked)	27	4	475
Fewest Penalty Yards Per Game (130 ranked)	26	4	43.18
First Downs Defense (130 ranked)	92	12	232
First Downs Offense (130 ranked)	112	13	187
Fumbles Lost (128 ranked)	95	13	8
Fumbles Recovered (129 ranked)	58	4	6
Kickoff Return Defense (130 ranked)	88	10	21.31
Kickoff Returns (130 ranked)	61	10	20.45
Net Punting (130 ranked)	15	2	41.67
Passes Had Intercepted (130 ranked)	60	7	9
Passes Intercepted (130 ranked)	14	3	12
Passing Offense (130 ranked)	89	13	206.2
Passing Yards Allowed (130 ranked)	76	7	232.6
Passing Yards per Completion (130 ranked)	98	12	11.06
Punt Return Defense (130 ranked)	116	11	13.72
Punt Returns (130 ranked)	113	12	4.48
Red Zone Defense (130 ranked)	44	6	0.800
Red Zone Offense (130 ranked)	91	9	0.794
Rushing Defense (130 ranked)	110	12	177.3
Rushing Offense (130 ranked)	117	14	102.0
Sacks Allowed (130 ranked)	48	8	1.73
Scoring Defense (130 ranked)	95	12	28.9
Scoring Offense (130 ranked)	103	14	22.1
Tackles for Loss Allowed (130 ranked)	92	13	6.27
Team Passing Efficiency (130 ranked)	106	13	119.12
Team Passing Efficiency Defense (130 ranked)	67	8	132.76
Team Sacks (130 ranked)	130	14	0.91
Team Tackles for Loss (130 ranked)	117	14	4.4
Time of Possession (130 ranked)	99	11	28.35
Total Defense (130 ranked)	102	11	409.9
Total Offense (130 ranked)	119	14	308.2
Turnover Margin (130 ranked)	50	6	0.09
Turnovers Gained (130 ranked)	30	3	18
Turnovers Lost (130 ranked)	83	12	17
Winning Percentage (130 ranked)	69	9	0.455

Statistic	Player	National Rank	Conference Rank	Value
All Purpose (200 ranked)				
Blocked Kicks (3 ranked)				
Combined Kick Returns (199 ranked)	Keelan Marion Parker Kingston	39 103	4 12	374 217
Completion Percentage (104 ranked)				
Completions Per Game (100 ranked)				
Field Goal Percentage (118 ranked)	Will Ferrin	63	8	0.750
Field Goals Per Game (130 ranked)	Will Ferrin	96	12	0.82
Forced Fumbles (14 ranked)				
Fumbles Recovered (91 ranked)	Isaiah Bagnah Tyler Batty Eddie Heckard Marcus McKenzie Ryan Rehkow Austin Riggs	91 91 91 91 91 91	8 8 8 8 8 8	1 1 1 1 1 1
Interceptions Per Game (142 ranked)	Jakob Robinson Eddie Heckard	14 48	3 10	0.4 0.3
Kickoff Return TDs (3 ranked)				
Kickoff Returns (53 ranked)	Keelan Marion	39	5	20.8
Passes Defended (9 ranked)				
Passing Efficiency (104 ranked)				
Passing TDs (152 ranked)	Kedon Slovis	72	9	12
Passing Yards (130 ranked)	Kedon Slovis	85	12	1,716
Passing Yards Per Game (130 ranked)				
Passing Yards per Completion (104 ranked)				
Points Responsible For (198 ranked)				
Points Responsible For Per Game (200 ranked)				
Punt Return TDs (2 ranked)				
Punt Returns (46 ranked)				
Punting (86 ranked)	Ryan Rehkow	2	1	48.7
Receiving TDs (131 ranked)	Chase Roberts Darius Lassiter	88 131	9 16	5 4
Receiving Yards (200 ranked)	Chase Roberts	125	16	569
Receiving Yards Per Game (200 ranked)	Chase Roberts	128	18	51.7
Receptions Per Game (191 ranked)	Chase Roberts	146	16	3.7
Rush Yards Per Carry (143 ranked)	LJ Martin	84	12	4.73
Rushing TDs (165 ranked)	LJ Martin	165	21	4
Rushing Yards (200 ranked)	LJ Martin Aidan Robbins	143 193	17 25	497 411
Rushing Yards Per Game (200 ranked)	LJ Martin	106	13	55.2
Sacks (130 ranked)	Tyler Batty	130	11	0.41
Scoring (200 ranked)	Will Ferrin	178	24	5.0
Solo Tackles (20 ranked)				
Tackles For Loss (24 ranked)				
Total Interceptions (37 ranked)	Jakob Robinson Eddie Heckard	11 37	3 8	4 3
Total Offense (200 ranked)				
Total Points Scored (138 ranked)				
Total Tackles (492 ranked)	Max Tooley AJ Vongphachanh Ethan Slade Jakob Robinson Tyler Batty Crew Wakley	78 163 270 363 423 444	8 19 28 36 43 46	7.4 6.4 5.5 4.9 4.6 4.5
Total Touchdowns (122 ranked)				
Yards per Pass Attempt (104 ranked)				
Yards per Reception (199 ranked)	Chase Roberts	145	17	13.88

BYU BY THE NUMBERS

- 18** Eighteen different players have caught at least one pass in a game this season, with 12 of them having multiple receptions. Eight different players have a receiving touchdown.
- 58** BYU has committed just 58 penalties this season, ranking No. 36 overall. The Cougars have suffered 475 yards of penalties this year, an average of only 43.18 yards per game to rank No. 20 nationally in fewest penalty yards per game.
- 217** BYU ran for a season-high 217 yards against Oklahoma. It was just the second time this season the Sooners had given up more than 200 yards on the ground (225 vs. Kansas).
- 11,689** Quarterback Kedon Slovis is No. 8 among active quarterbacks in the FBS with 11,689 passing yards in his collegiate career. At BYU, only Ty Detmer threw for more yards in college at 15,031. Only Detmer, Max Hall and John Beck topped 11,000 yards.

- 2+** BYU's defense has created multiple turnovers in seven games (including in all five victories this year). The BYU offense, meanwhile, has committed multiple turnovers in five games—all losses (home to No. 14 Oklahoma & Iowa State and road defeats at Kansas, TCU and No. 7 Texas).
- 12** BYU has 12 picks this year, which ranks No. 14 in the nation. Individually, CB Jakob Robinson ranks No. 11 with 4 picks (1 v. TTU, 42-yard pick-6 vs. Cincy & 2 picks in vs. Sam Houston). After Robinson (4), CB Eddie Heckard has 3 picks (including one-hander at TCU) & CB Kamden Garrett, LB Max Tooley and freshman LB Siale Esera one each.
- 50+** Punter Ryan Rehkow has booted 29 of his 60 punts this year more than 50 yards and has had 21 kicks downed inside the 20-yard line. His 48.7 avg. ranks No. 2 in the nation.
- 1of15** BYU CB Jakob Robinson is one of 15 semifinalists for the 2023 Jim Thorpe Award. He is the only DB to receive the National Defensive Back of the Week honor twice this year. He was honored after BYU's 27-14 victory over Texas Tech on Oct. 21 and also received the Jim Thorpe weekly award on Sept. 30 after a 35-27 win over Cincinnati.

#10 | KEDON SLOVIS | QB | 6-3 | 215 | R-SR. | SCOTTSDALE, AZ | PITT/USC



- Parents are Max and Lisa
- Has played in 46 games, starting 45 over five seasons
- Went over 10,000 collegiate passing yards in season opener against Sam Houston
- Scored first two rushing touchdowns of his career against the Bearkats in 2023
- Went 184-of-315 (58%) for 2,397 yards and 10 touchdowns to nine interceptions with Pitt in 2022
- 58 career touchdown passes for USC ranks No. 5 in school history while five 400-yard passing games at USC are a Trojan record
- As a freshman at USC in 2019, he completed 282-of-392 passes (72%) for 3,502 yards and 30 touchdowns to nine interceptions



🔊 "He's so ultra-talented that he will try anything. If he can stay away from mistakes and manage what's there, then I think BYU's going to have production at the quarterback position and they're going to be a team to be reckoned with in the Big 12."

- Heisman Trophy winner and ESPN Analyst Andre Ware

GP	CMP	ATT	CMP%	YDS	YDS/AT	TD	INT	LNG	RTG
8	153	266	57.5	1,716	6.5	12	6	65	122.1

#12 | JAKE RETZLAFF | QB | 6-1 | 205 | JR. | CORONA, CA | RIVERSIDE CITY COLLEGE



- Parents are Steve and Max Retzlaff
- Major: Exercise Science
- Brother played WR at Riverside City College with him
- Ranked No. 1 quarterback in ESPN's Junior College 50 for 2023 and No. 46 overall
- Completed 312 of 493 passes for 4,596 yards and 44 touchdowns with an efficiency rating of 165.4 in 2022
- Also ran for 515 yards and six touchdowns in 2022
- Named All-California First-Team Offense at Riverside City College
- Posted nine games with 300+ passing yards, including six 400-yard games and two with 500+
- Threw for five or more touchdowns in six games at RCC
- Broke RCC record passing for 529 yards and six touchdowns in 59-36 win over Mt. San Jacinto (2022)
- Led RCC to California Community College State Championship game and a 12-1 record in 2022



GP	CMP	ATT	CMP%	YDS	YDS/AT	TD	INT	LNG	RTG
3	49	95	51.6	487	5.1	3	3	30	98.7

#3 | AIDAN ROBBINS | RB | 6-3 | 240 | R-JR. | LOUISVILLE, KY | UNLV



- Parents are Ron Robbins and Twylia Robbins
- Graduated from Louisville with degree in business marketing
- Pursuing MBA at BYU
- Father, Ron, played running back at Western Kentucky, Mount San Antonio Junior College and UCLA
- Transfer from UNLV
- Led UNLV in rushing with 209 carries for 1,011 yards and nine touchdowns in 2022
- Averaged 4.8 yards per carry, while also catching 23 passes for 125 yards and a touchdown in 2022
- Named to Phil Steele Preseason All-Big 12 First Team
- Named to Athlon Sports Preseason All-Big 12 Second Team
- Named to 2023 Maxwell Award Watch List and 2023 Doak Walker Award Watch List



GP	CAR	YDS	AVG	TD	LNG	REC	YDS	AVG	TD	LNG	FUM	LST
7	85	411	4.8	1	36	6	36	6.0	0	12	0	0

#27 | LJ MARTIN | RB | 6-2 | 205 | FR. | EL PASO, TX | CANUTILLO HS



- Parents are Genevieve & John Marti and has one sibling
- Hopes to major in biomechanics
- Father, John, played basketball at Western New Mexico
- Mother, Genevieve, played softball at Western New Mexico
- Speaks Spanish
- Ran for 2,137 yards and 23 touchdowns as a senior (2022)
- Led Canutillo to Texas 5A Division II Regional Semifinal (2021)
- Rushed for 2,737 yards and 29 touchdowns, caught 15 passes for 376 yards and six touchdowns, completed two passes for 31 yards and a touchdown and returned a kickoff for a touchdown as a junior at Canutillo (2021)



GP	CAR	YDS	AVG	TD	LNG	REC	YDS	AVG	TD	LNG	FUM	LST
9	105	497	4.7	4	55	11	45	4.1	1	13	0	0

#83 | ISAAC REX | TE | 6-6 | 255 | R-JR. | SAN CLEMENTE, CA | SAN CLEMENTE HS



- Parents are Byron and Amy
- Father, Byron, was an All-American tight end and two-time All-WAC selection at BYU (1986, 1989-1992) while his brother, Preston, is currently a safety at BYU
- Served mission for The Church of Jesus Christ of Latter-day Saints in Samoa (2017-19)
- Married to Lexi since 2022 and has a son, Luka
- Passed Gordon Hudson for most TD receptions by a tight end in BYU history (23)
- Started 12 of 13 games in 2022, recording 22 grabs for 320 yards and six touchdowns
- Tied for No. 1 in the nation with All-American Kyle Pitts (Florida) with 12 receiving touchdowns and 72 points scored his freshman year (2020)



🔊 "He's a great kid. It was so much fun to work with him this offseason. It's been fun for me. He's probably going to catch a ton of touchdowns this year. I'm proud of him." - Former BYU tight end Dennis Pitta

GP	REC	YDS	AVG	TD	LNG
11	31	399	12.9	3	65

#1 | KEANU HILL | WR | 6-4 | 215 | R-JR. | BEDFORD, TX | TRINITY HS



- Parents are Lloyd and Hannah
- Major: Exercise and Wellness
- Fluent in ASL
- Father was an All-American at Texas Tech and played for the Chicago Bears
- Uncle Roy Williams played for Dallas Cowboys
- Recorded 36 receptions for 572 yards (15.9 per catch) and seven touchdowns as the Cougars' second-leading receiver in 2022.
- Career-high in receptions (six) and touchdowns (three) in 52-26 win over Utah Tech in 2022.
- Career-high 160 receiving yards in 38-24 win over Wyoming in 2022.



GP	REC	YDS	AVG	TD	LNG
7	10	118	11.8	1	25

#2 | CHASE ROBERTS | WR | 6-4 | 205 | R-SO. | AMERICAN FORK, UT | AMERICAN FORK HS



- Parents are Kyle and Jessica
- Dad, Kyle, played football at BYU as a defensive back (1987, 1990-93)
- Served mission for The Church of Jesus Christ of Latter-day Saints in Calgary, Alberta (2019-21)
- Fluent in Tagalog
- Has played in 18 career games for the Cougars, starting nine
- Became the sixth BYU freshman and first since Cody Hoffman (2010) to record a 100-yard receiving game with 122 yards and a touchdown reception in BYU's 26-20 (2OT) win over No. 9 Baylor
- Became only the second freshman in BYU history to record 100+ receiving yards and a touchdown against an AP Top 10 team. The other is tight end Daniel Coats (eight receptions, 114 yards and a touchdown at No. 4 USC in 2003).



GP	REC	YDS	AVG	TD	LNG
11	41	569	13.9	5	59

#78 | KINGSLEY SUAMATAIA | OT | 6-6 | 325 | R-SO. | OREM, UT | OREGON



- Parents are Leroy and Tamara
- Fluent in Samoan
- Preseason All-Big 12 media selection
- Named to the Phil Steele Preseason All-Big 12 Team (fourth-team offense)
- Has started 19 games with BYU
- In 2022, named Second Team Freshman All-American by The Athletic, College Football Network All-Independent First Team, Phil Steele All-Independent Second Team and Midseason Freshman All-American Second Team offense by College Football News



🔊 "He is an awesome kid. I think he's a top 10 offensive tackle in the country. This year he's moving to left tackle from right tackle. He looked great last year and I loved watching him in pass protection. He has that mentality ... He fired me up in our interview. He's a phenomenal kid and I think he's by far BYU's best player heading into this season." - Max Chadwick, host of CFB The Preferred Walk-on

CHART TOPPERS (CAREER AT BYU)

Passing Yards

1. Ty Detmer	15,031
*Kedon Slovis	11,689

**Slovis career stats include all NCAA stats at Pitt/USC to see where he would rank, but only 2023 will count towards BYU records*

Passing Completions

1. Ty Detmer	958
*Kedon Slovis	989

Passing Attempts

1. Ty Detmer	1,530
*Kedon Slovis	1,534

Passing Touchdowns

1. Ty Detmer	121
2. Max Hall	94
3. Jim McMahon	84
*Kedon Slovis	80

Rushing Yards

17. Fred Whittingham	1,580
18. Peter Tuipulotu	1,528
19. Casey Tiumalu	1,504
^Aidan Robbins	1,471

^Robbins career stats include all NCAA stats at UNLV/Louisville to see where he would rank, but only 2023 will count towards BYU records

Rushing Attempts

20. Virgil Carter	323
21. Kip Jackson	312
22. Mark Atuaia	301
^Aidan Robbins	301

Rushing Touchdowns

24. 7 tied	14
31. 4 tied	13
^Aidan Robbins	11

Receptions

30. Jay Miller/John VanderWouden	114
31. McKay Jacobson	113
32. Chad Lewis	111
33. Isaac Rex	109

Receiving Yards

37. Chad Lewis	1,376
38. Casey Boyette	1,371
39 Isaac Rex	1,362
55. Keanu Hill	1,143

Receiving Touchdowns

2. Austin Collie	30
3. Eric Drage	29
4. Phil Odle	25
5. Isaac Rex/Mitch Mathews	24

NOTEABLE OFFENSIVE PLAYERS 2023 SEASON/CAREER HIGH (@BYU)

#0 KODY EPPS, WR

Rec.	6, Oklahoma/9, Arkansas (22)
Rec. Yds	90, Oklahoma/125, Arkansas (22)
Rec. TD	-/2, Notre Dame (22)
Long Rec.	30, Iowa State/53, Notre Dame (22)

#1 KEANU HILL, WR

Rec.	3, three times/6, UTU (22)
Rec. Yds	41, twice/160, Wyoming (22)
Rec. TD	1, SUU/3, UTU (22)
Long Rec.	25, SUU/68, Wyoming (22)

#2 CHASE ROBERTS, WR

Rec.	6, twice/8, Baylor (22)
Rec. Yds	131, Cincinnati/same
Rec. TD	1, five times/1, six times
Long Rec.	59, Cincinnati/twice

#3 AIDAN ROBBINS, RB (at BYU)

Rec.	3, WVU/same
Rec. Yds	31, WVU/same
Rec. TD	-/-
Long Rec.	12, WVU/-
Rush	22, Oklahoma/same
Rush yards	182, Oklahoma/same
Rush TD	1, WVU/same
Long Rush	36, Iowa State/same

#5 DARIUS LASSITER, WR (at BYU)

Rec.	8, Kansas/same
Rec. Yds	84, Kansas/same
Rec. TD	1, four times/same
Long Rec.	47, Texas/same

#10 KEDON SLOVIS, QB (at BYU)

Passing attempts	51, Kansas/same
Passing completions	30, Kansas/same
Passing yards	357, Kansas/same
Passing TD	4, SUU/same
Long pass	65, SUU/same
Rush att	6, TCU/same
Rush yds	6, SUU/same
Rush TD	2, Sam Houston/same
Long rush	21, Texas/same

#12 JAKE RETZLAFF, QB (at BYU)

Passing attempts	42, WVU/same
Passing completions	24, WVU/same
Passing yards	210, WVU/same
Passing TD	2, Oklahoma/same
Long pass	30, Iowa State/same
Rush att	17, Iowa State/same
Rush yds	64, Iowa State/same
Rush TD	1, Oklahoma/same
Long rush	19, Iowa State/same

#17 KEELAN MARION, WR (at BYU)

Rec.	6, WVU/same
Rec. Yds	53, WVU/same
Rec. TD	-/-
Long Rec.	37, twice/same

#20 DEION SMITH, RB (at BYU)

Rec.	3, Texas/same
Rec. Yds	37, Arkansas/same
Rec. TD	1, Arkansas/same
Long Rec.	37, Arkansasn/-
Rush	7, SUU/same
Rush yards	18, Texas/same
Rush TD	1, SUU/same
Long Rush	18, Texas/same

#22 MASON FAKAHUA

Rec.	4, Sam Houston/same
Rec. Yds	27, Sam Houston/same
Rec. TD	-/-
Long Rec.	11, Sam Houston/same

#27 LJ MARTIN, RB

Rec.	4, TCU/same
Rec. Yds	19, TCU/same
Rec. TD	1, Kansas/same
Long Rec.	13, TCU/same
Rush	23, Arkansas/same
Rush yards	93, Texas Tech/same
Rush TD	2, twice/same
Long Rush	55, Texas Tech/same

#82 PARKER KINGSTON, WR

Rec.	6, WVU/same
Rec. Yds	57, WVU/same
Rec. TD	1, Arkansas/same
Long Rec.	42, TCU/same

#83 ISAAC REX, TE

Rec.	7, Kansas/same
Rec. Yds	112, SUU/same
Rec. TD	1, three times/2, seven times
Long Rec.	65, SUU/same

#99 MATA'AVE TA'ASE, TE

Rec.	1, Arkansas/same
Rec. Yds	4, Arkansas/same
Rec. TD	-/-
Long Rec.	4, Arkansas/same



#31 | MAX TOOLEY | LB | 6-2 | 225 | R-SR. | BOUNTIFUL, UT | BOUNTIFUL HS



- Parents are Jason and Jennifer and wife's name is Jessica (married July 2023)
- Major: Geography
- Missionary Service: served a full-time mission for The Church of Jesus Christ of Latter-day Saints in London, England. Learned and speaks Mandarin Chinese on his mission.
- BYU's active career leader in tackles (300), good for 22nd nationally among all active FBS players
- Ranks 29th among active career leader nationally with seven career interceptions
- Recorded seventh-career interception in BYU's 38-31 win at Arkansas; now tied for third-most interceptions in BYU history by non-defensive backs. (Others include: Fred Warner, Kyle Van Noy, Jeff Lyman, Carroll Johnson & Larry Miller)
- Phil Steele Preseason All-Big 12 Fourth Team; had career-high 16 tackles in win over Cincy; 12 at WVU



GP	TOT	SOLO	AST	SACK	FF	FR	YDS	INT	YDS	AVG	TD	LNG	PD
11	81	47	34	1	1	0	0	1	24	24.0	0	24	1

#10 | AJ VONGPHACHANH | LB | 6-3 | 235 | R-SR. | PASCO, WA | UTAH STATE



- Parents are Mireya & Chith Vongphachanh
- Graduated from Utah State with a degree in international business
- Spanish is his first language; Also knows some Laotian
- Led Utah State in tackles in 2022 with 101 stops (36 solo) to go along with two sacks, two forced fumbles and three pass breakups.
- Utah State career stats include 222 tackles (87 solo) with seven sacks, three forced fumbles and four pass breakups.
- Career-high 17 tackles at Nevada (2020); Named Honorable Mention All-Mountain West in 2020.
- Six career games with 10 or more tackles, including 10 in wins over Cincinnati and Arkansas
- His 293 career tackles ranks No. 28 nationally among all active FBS players




GP	TOT	SOLO	AST	SACK	FF	FR	YDS	INT	YDS	AVG	TD	LNG	PD
11	70	27	43	0	0	0	0	0	0	0.0	0	0	0

#92 | TYLER BATTY | DE | 6-5 | 270 | JR. | PAYSON, UT | PAYSON HS



- Parents are Peg and Layne and has two brothers and four sisters
- Married to Alaina since 2021
- Started an equine therapy nonprofit, Edward's Hands, with teammate Austin Riggs
- Served a mission for The Church of Jesus Christ of Latter-day Saints in Malaga and Madrid Spain
- Entered this season having played in 28 games, starting 19, for the Cougars (2020-22)
- Played in and started 12 games in 2022
- Finished last season as BYU's fifth-leading tackler with 52 (29 solo), seven tackles-for-loss, two sacks, four quarterback hurries and a fumble recovery
- In 2023 leads BYU w/4.5 sacks, 7.5 TFL & 8 QB hurries; his 51 tackles tops DL players, fifth on team



🔊 "Tyler Batty is a throwback to the 80s and 90s, which BYU fans love...when BYU had greats like Jason Buck, Shawn Knight and Jim Hermann."
- ESPN960's Brandon Gurney

GP	TOT	SOLO	AST	SACK	FF	FR	YDS	INT	YDS	AVG	TD	LNG	PD
11	51	26	25	4.5	2	1	0	0	0	0.0	0	0	0

#13 | ISAIAH BAGNAH | DE | 6-4 | 235 | R-JR. | CALGARY, AB | BOISE STATE



- Parents are Tracy Thomann & Albert Bagnah
- Major: Sociology
- Business Administration degree from Boise State
- Grew up playing six different instruments (piano, trumpet, drums, bass, electric and acoustic guitar)
- Speaks French
- Played in 25 games over four seasons at Boise State
- Played defensive end and linebacker at Boise State
- Recorded 59 tackles (32 solo) with 10 sacks and a forced fumble during Boise State career
- Made 10 tackles (five solo) and a sack four games played (2022)
- Made 36 tackles (22 solo) with six sacks and a forced fumble (2021)



GP	TOT	SOLO	AST	SACK	FF	FR	YDS	INT	YDS	AVG	TD	LNG	PD
11	27	12	15	1	1	1	0	0	0	0.0	0	0	0

#5 | EDDIE HECKARD | CB | 5-10 | 190 | R-SR. | LAS VEGAS, NV | WEBER STATE



- Mother is Morrissa Trimble and has five siblings
- Double majored at Weber State in professional sales and mechanical engineering
- Entered 2023 season with third-highest Pro Football Focus grade among returning Big 12 corners.
- Recorded 68 tackles (50 solo), two interceptions, seven pass breakups and a sack for Weber State in 2022.
- Career stats at Weber State include 218 tackles (13 for loss), four sacks, seven interceptions, six forced fumbles and 30 pass breakups.
- Second all-time at Weber State in career pass breakups
- Physical defender has 3 interceptions and 5 pass breakups this year playing both nickel and on outside



🔊 "Eddie has been outstanding. He brings such a toughness and tenacity that it took only one or two practices in the spring for players to realize why I brought him in. He does things the right way. He's intimidating on the football field, he's disciplined, and he's tough"

- BYU defensive coordinator Jay Hill on Eddie Heckard

GP	TOT	SOLO	AST	SACK	FF	FR	YDS	INT	YDS	AVG	TD	LNG	PD
11	42	23	19	1	1	1	0	3	55	18.3	0	38	5

#0 | JAKOB ROBINSON | CB | 5-11 | 170 | JR. | OREM, UT | UTAH STATE



- Parents are Eric and Janee and has five brothers and one sister
- Had 2 picks vs. Sam Houston in week 1, his second multiple INT game of his career
- Became the first BYU player with multiple interceptions in a game (Nov. 20, 2021 at Georgia Southern) since Dayan Ghanwoluku did so in 2017
- Tied for the team lead in interceptions (3) in 2021; Leads BYU with 4 picks in 2023
- Ranks No. 17 in FBS among active career leaders with 8 career picks
- In 2022, totaled 51 tackles, 1.5 tackles-for-loss, five pass breakups, a quarterback hurry, 1 INT
- Made game-sealing stop with tackle of SMU quarterback Tanner Mordecai on 2-point conversion attempt in 2022 New Mexico Bowl
- Named Second-Team Freshman All-America by The Athletic (2021). Transferred to BYU in 2021
- Recorded career-high 3 pass breakups last week vs. nationally ranked Oklahoma



GP	TOT	SOLO	AST	SACK	FF	FR	YDS	INT	YDS	AVG	TD	LNG	PD
11	54	35	19	0	0	0	0	4	74	18.5	1	42	7

#7 | KAMDEN GARRETT | CB | 5-11 | 181 | R-SR. | LAS VEGAS, NV | WEBER STATE




- Parents are Karen Leggett-Gayden & Michael Gayden
- Major: Business
- Weber State transfer
- Played cornerback for the Wildcats for four years (2019-22), appearing in 37 games
- Tallied 75 career tackles with 53 solo tackles, five tackles for loss, one sack and 14 pass breakups
- Helped Weber State to two Big Sky Championships and three trips to the FCS playoffs during his time playing for former head coach Jay Hill
- 2022 All-Big Sky honorable mention while helping Weber State to a 10-win season and FCS playoff berth
- Has started 7 of 10 games played at BYU
- Posted 23 tackles, 3 PBU and 1 interception in 2023



GP	TOT	SOLO	AST	SACK	FF	FR	YDS	INT	YDS	AVG	TD	LNG	PD
10	23	12	11	0	0	0	0	1	0	0.0	0	0	3

#24 | RYAN REHKOW | P | 6-5 | 235 | JR. | SPOKANE, WA | CENTRAL VALLEY HS



- Parents are Kim and Freddie and has three brothers,
- Brother Austin played in the NFL as kicker with the Buffalo Bills, New York Giants, and Indianapolis Colts
- Younger brother Landon is also a punter on the team
- Married to Hadlee since 2022
- Served a mission for The Church of Jesus Christ of Latter-day Saints in London, England
- Three-time Ray Guy Award Watch List honoree; Has played in 49 games, including all games over four consecutive seasons (2020-23)
- After posting 12 punts over 50 yards and placing 16 inside the 20 last year, Rehkov has 29 punts over 50 yards and 21 downed inside the 20-yard line in 11 games this season.
- Ray Guy National Punter of the Week once this season and three-time Rays 8 honoree for his punting
- Currently boasts the nation's No. 2 punting average at 48.7 yards per kick on 60 punts



GP	PUNTS	AVG	LNG	YDS	TB	TB%	IN20	IN20%	ATT	YDS	AVG	NET
11	60	48.7	70	2,923	4	6.67	21	35.0	0	0	0.0	41.9



DEFENSIVE RECORDS SINCE 2000

(Only defensive statistics since 2000 are officially recognized by the NCAA)

Individual Career Sacks

1. **30 Jan Jorgensen (2006-09)** *Now D-analyst
2. 27 Bronson Kaufusi (2012-15)
3. 26 Kyle Van Noy (2010-13)
4. 19 Brady Poppinga (2001-04)
5. 17 Corbin Kaufusi (2016-2018)

Individual Career Forced Fumbles

1. **11 Kyle Van Noy (2010-13)**
2. 6 Andrew Rich (2008-10)
- 6 Aaron Francisco (2001-04)
3. 5 Bronson Kaufusi (2012-2015)
4. 4 Four players tied with 4

Individual Career Fumble Recoveries

1. **7 Dayan Ghanwoloku (2016-19)**
2. 6 Jan Jorensen (2006-09)
- 6 Shawn Doman (2006-09)
4. 5 Spencer Hadley (2008, 11-13)
- 5 Fred Warner (2014-2017)

Individual Career Interceptions

1. **13 Kai Nacua (2013-16)** *older brother of Puka
2. 10 Andrew Rich (2008-10)
3. 9 Jernaro Gilford (1999, 2001-03)
4. **8 Jakob Robinson (2021-present)**

Individual Career Pass Breakups

1. **23 Robertson Daniel (2013-14)**
- 23 Daniel Sorensen (2008, 11-13)**
3. 21 Brian Logan (2009-10)
4. 20 Preston Hadley (2011-12)
5. 19 Kaleb Hayes (2021-22)
6. 17 Michael Davis (2013-16)

Individual Career Total Tackles

1. **330 Aaron Francisco (2001-04)**
2. 294 Cameron Jensen (2004-06)
3. 275 David Nixon (2003, 06-08)
4. 267 Paul Walkenhorst (2000-05)
5. 264 Fred Warner (2014-2017)

BYU SPECIAL TEAMS BY THE NUMBERS

2 Placekicker Will Ferrin has made multiple field goals in three games this year. He was 2 for 2 against Texas, Texas Tech and Kansas this year. He is 9 of 12 overall on the year. He is 5 for 5 below 40 yards, 4 of 45 from 40-50 and 0-2 over 50 yards. Made career-long 49 yarder vs. No. 14 Oklahoma last week.

48.7 Punter Ryan Rehkow is ranked No. 2 nationally averaging 48.7 yards per punt. He was the Ray Guy Award National Punter of the Week and Big 12 Co-Special Teams Player of the Week in Week 1 and is a three-time Ray's 8 Punter honoree this season for his weekly performances.

60+ Ryan Rehkow's has eight kicks over 60 yards this year, 61 vs. Iowa St, 70 and 60 vs. Texas Tech, 60 at TCU, 66 vs. Cincinnati, 64 vs. SUU and 65 and 64 vs. Sam Houston. Last year his long punt was 71 yards vs. ECU. In 2021 against Arizona State, Rehkow set sail with an 83-yarder for a new school record.

NOTEABLE DEFENSIVE PLAYERS 2023 GAMES/STARTS/SEASON/CAREER HIGH (@BYU)

DEFENSE

#0 JAKOB ROBINSON DB

Tackles 10, TTU, at Arkansas /same
Solo 8, TTU/same
Assisted 6, at Arkansas/same
TFL -/1.5 at Oregon (22)
QBH 1, SUU/ same
PBU 3, Oklahoma / same
INT 2, SH/ same, also 2, at GSU ('21)

#2 BEN BYWATER LB

Tackles 10, at KU /14, Boise St. ('21)
Solo 9, at KU /same
Assisted 6, SH/9, twice
TFL 1.5 at KU /3, Utah State ('21)
Sack 1, at KU, SH/same (also Utah St ('21)
QBH 1, SH, SUU /same also Boise St. ('21)
INT -/1 three times
PBU 1, at KU/1, Utah Tech, at USF (22)

5 EDDIE HECKARD, CB

BYU stats
Tackles 10 ,at WVU/-
Solo 5 at WVU/-
Assisted 5 at WVU/-
TFL 2, at Arkansas/-
Sack 1, at Arkansas/-
QBH -/
FF 1, at Texas, at Arkansas/-
INT 1, TTU, at TCU, vs. SH/-
PBU 1, TTU, Cincy, SH/-

#7 KAMDEN GARRETT, CB

BYU stats
Tackles 4, TTU, Cincy, SH/-
Solo 4, Cincy, SH/-
Assisted 3, TTU/-
TFL 1, SH/-
Sack -/
QBH -/
INT 1, SUU/-
PBU 1, at Texas, at KU, SUU/-

#10 AJ VONGPHACHANH, LB

BYU stats
Tackles 10, Cincy, at Arkansas/-
Solo 5, at KU/-
Assisted 8, Cincy/-
TFL 1.5, Oklahoma, at KU/-
Sack -/
QBH 2, SUU/-
INT -/
PBU -/

#11 HARRISON TAGGART LB

Tackles 10, vs. Cincy/same
Solo 4, vs. Cincy/same
Assisted 6, vs. Cincy/same
TFL 0.5, at WVU/same

#13 ISAIAH BAGNAH, DE

Tackles 7, Cincy/-
Solo 3, at TCU, vs. Cincy/-
Assisted 6, at Arkansas/-
TFL 1, at Texas/-
Sack 1, at Texas/-
QBH 1, SH/-
INT -/
PBU 1 at TCU/
FF 1, at Texas/-
FR 1, at Texas/-

#22 AMMON HANNEMANN LB

Tackles 1, Cincy /8, Baylor ('22)
Solo -/3, at Boise St., Baylor ('22)
Assisted 1, Cincy/5, Baylor (-22)
QBH -/1, Boise St. ('21)
PBU -/1, Boise St. ('21)

#25 TALAN ALFREY S

Tackles 10, Oklahoma/same, also USU (22)
Solo 7, Oklahoma/ same
Assisted 3, Oklahoma/5, USU (22)
Fumble recovery -/1, USU (22)
INT -/1, at Liberty (22)
PBU 1, Utah Tech, Arkansas (22)

#26 ETHAN SLADE S

Tackles 8, at WV, at TCU, at Arkansas/ same
Solo 7, at TCU/same
Assisted 5, at Arkansas/same
TFL 1, vs. SH/same
Fumble recovery -
INT 1, TTU/same
PBU 1, TTU/same

#27 PRESTON REX S

Tackles 8 at TCU/ same
Solo 5, at TCU/same
Assisted 3, at TCU/same
QBH 1, at TCU/same
Fumble recovery -

#31 MAX TOOLEY LB

Tackles 16, Cincy/same
Solo 9, at WVU, Cincy/three times, also at USC ('21)
Assisted 7, Cincy/same
TFL 1.5, Iowa St, at Arkansas/2, USU
Sack 1, at Arkansas/same (3 times)
INT 1, at Arkansas/same (7 times)
QBH -/2, UCF ('20)
PBU 1, at Arkansas/same (6 times)
FF 1, Oklahoma/same, also vs. Arkansas ('22)

#38 CREW WAKLEY S

Tackles 11, TTU/-
Solo 5, TTU/-
Assisted 6, at Texas, TTU/-
TFL 1.5, at Texas/-
Fumble recovery -

#54 SIALE ESERA LB

Tackles 8 at Texas/same
Solo 2, Iowa St., TTU, at TCU/same
Assisted 8 at Texas/same
TFL 1, at Texas/same

#62 ATUNAISA MAHE DT

Tackles 4, Oklahoma/-
Solo -/
Assisted 4, Oklahoma/-
TFL 0.5, Oklahoma, at Texas, vs. SUU/-

#91 JACKSON CRAVENS, BYU STATS

Tackles 3, Oklahoma, Iowa St/-
Solo 2, Oklahoma/-
Assisted 2, Iowa St, TTU, at ARK, SH/-
TFL 1, Iowa St/-
Sack 1, Oklahoma/-
QBH -/
INT -/
PBU 1, at TCU, at ARK, SUU/-

#92 TYLER BATTY DE

Tackles 9, TTU, at Arkansas/same
Solo 6, TTU/same
Assisted 5, at Arkansas/same (3 times)
Sack 1.5, at ARK/ 3, LA Tech ('20)
TFL 1.5, at ARK, SH/3, LA Tech ('20)
QBH 2, SH/twice
F. Fumble 1, TTU, at ARK /1, Utah St. ('21)
FR 1, at ARK/1 at BSU (22)

#93 BLAKE MANGELSON DE

Tackles 7, at Texas/-
Solo 2, at Texas, TTU, vs. SUU/-
Assisted 5, at Texas/-
TFL 1, at Kansas/-
Sack 0.5, at ARK/-
Fumble recovery -
INT -
PBU 1, at Texas, TTU/-

#94 JOHN NELSON DT

Tackles 3, Cincy/5, twice
Solo 1, Cincy, at KU/4, twice
Assisted 2, Cincy/2, USU (22)
Sack -/1, three times
TFL 0.5, at ARK/1 (6 times)
QBH 2, SH/2, Arkansas (22)
PBU 2, at TCU/same

#95 CADEN HAWS DT

Tackles 3, Cincy, SUU/8, vs. UAB ('21)
Solo 2, SUU/5, BU
Assisted 3, Cincy/6, vs. UAB ('21)
TFL 1, SUU/same (four times)
Sack -/1, BU (22)
QBH -/1, Boise St. ('21)
PBU -/1, twice
FR -/1, at Liberty

SPECIALISTS

#17 KEELAN MARION KR

Kick Returns 5, at Texas/ same
Kick Ret.Yards 105, at Texas/same
Long Kick Ret 40, at TCU/same

#23 HOBBS NYBERG PR/KR

Punt Returns 5, SH /4Same
Punt Ret. Yds 22, SH/51, USF ('21)
Long Punt Ret 14, SH/42, twice
Kick Returns 1, at WVU, at TCU/4, Utah Tech (22)
Kick Ret.Yards 29 at WVU/87, Utah Tech (22)
Long Kick Ret 29, at WVU/42, Utah Tech

#82 PARKER KINGSTON KR

Kick Returns 3, SUU/ same
Kick Ret.Yards 87, SUU/ same
Long Kick Ret 41, SUU/same
Punt Returns 3, Oklahoma/same
Punt Ret. Yrds 33, Oklahoma/same
Long Punt Ret 31, Oklahoma/same

#24 RYAN REHKOW P

Punts 9, SHU/same
Punt Yards 479, SHU/same
Long Punt 70, TTU/83, ASU (2021)
Inside 20 4, SHU/same
Punt Avg./game (min3) 54.5 on 4, Iowa St / 58.75 on 4, SMU New Mexico Bowl (2022)

#44 WILL FERRIN K

FGM 2, at Texas, TTU, at KU/same
FGA 2, at Texas, TTU, at KU/same
Long FG 49, Oklahoma/same
PATM 5, Cincy, at ARK, SUU/same
PATA 6, SUU/same

KALANI SITAKE - HEAD COACH

YEARS AT BYU: 8th year at BYU (61-40) **YEARS OVERALL:** 8th year as head coach, 23 years in coaching

kah-lah-nee see-tah-kay



Kalani Sitake (pronounced kah-lah-nee see-tah-kay) is in his eighth season overseeing the BYU football program in 2023.

In his 23rd overall season as a coach, Sitake leads the program he once played for under legendary Hall of Fame coach LaVell Edwards. A former Cougar running back (1994, 1997-2000), Sitake is the 14th head coach in BYU history and just the fourth since 1972, when Edwards took over the program. Sitake is the first former player under Edwards to be named head coach at BYU.

Entering the year with a record of 56-34, including a 29-9 resume over the prior three seasons, Sitake and his program moved from the ranks of FBS independents to join the Big 12 Conference in 2023.

During his tenure, Sitake has helped the Cougars achieve notable wins over Baylor, Wisconsin, Michigan State, Mississippi State, Tennessee, USC, Utah, Arizona, Arizona State, Washington State and Boise State, among others. He has also championed BYU's Built4Life career development and NIL program. Built4Life is designed to support BYU student-athletes in developing critical life skills, facilitating professional development opportunities and connecting classroom learning directly to relevant employment opportunities.

During his coaching career, Sitake has helped his teams to 14 bowl games, including last year's New Mexico Bowl victory over SMU. Sitake has been on the winning side 11 times in bowl appearances, including a 4-2 mark as a head coach.

Named BYU's head coach on December 19, 2015, Sitake returned to his alma mater from Oregon State, where he served as assistant head coach and defensive coordinator in 2015 under head coach Gary Andersen. Sitake took the helm at BYU after 15 years in the college coaching profession, which included seven seasons serving as a defensive coordinator and four years as an assistant head coach.

Prior to Oregon State, Sitake spent 10 seasons at the University of Utah under head coach Kyle Whittingham, also a former Cougar. Sitake started at Utah in 2005 as the linebackers coach and was promoted to defensive coordinator in 2009 before also being named assistant head coach in 2012. While at Utah, Sitake coached several Pac-12 and Mountain West Conference honorees, including Morris Trophy winners Star Lotulelei (2011) and Nate Orchard (2014).

During his career, Sitake has helped mentor 32 NFL Draft picks, including nine Cougars since taking over the program in 2016. Last year's draft saw running back Tyler Allgeier go to the Atlanta Falcons, where he set a Falcon's rushing record for a rookie with a 1,000-yard season. Allgeier followed the footsteps of other recent Cougar draft picks under Sitake, such as No. 2 overall pick Zach Wilson and offensive tackle Brady Christensen among five players drafted in the 2021, linebackers Sione Takitaki and Fred Warner in 2019 and 2018 and running back Jamaal Williams in 2017. Among their many accomplishments, Williams, BYU's all-time rushing leader, also rushed for more than 1,000 yards in 2022 while leading the NFL in rushing touchdowns, while Warner again earned All-Pro honors being widely regarded as one of the top linebackers in the NFL.

Sitake began his coaching career in 2001 as the defensive backs and special teams coach at Eastern Arizona before becoming a defensive graduate assistant at BYU in 2002 under Gary Crowton. Sitake then joined the staff at Southern Utah where he coached running backs, tight ends and offensive line during the 2003 and 2004 seasons.

He began his BYU playing career in 1994 prior to serving a two-year mission for The Church of Jesus Christ of Latter-day Saints to Oakland, California. After returning and redshirting in 1997, Sitake was a three-year starter at fullback for the Cougars from 1998-2000 under Edwards. A team captain as a senior, Sitake's last game as a player was also the last game coached by the legendary Edwards, who was a great mentor for Sitake.

Born in Nuku'alofa, Tonga, and raised in Laie, Hawai'i and Provo, Utah, Sitake is the nation's first FBS head football coach of Tongan descent. He graduated from BYU in 2000 with a bachelor's degree in English. Sitake and his wife Timberly have four children.

NOTABLES

- 32 NFL Draft picks
- 12 bowl games
- 7 Freshman All-Americans

NFL DRAFT PICKS

- Zach Wilson (1st Rd (2nd overall, New York)
- Star Lotulelei (1st Rd, Carolina)
- Koa Misi (2nd Rd, Miami)
- Eric Rowe (2nd Rd, Philadelphia)
- Nate Orchard (2nd Rd, Cleveland)
- Paul Kruger (2nd Rd, Baltimore)
- Sean Smith (2nd Rd, Miami)
- Eric Weddle (2nd Rd, San Diego)
- Brady Christensen (3rd Rd, Carolina)
- Fred Warner (3rd Rd, San Francisco)
- Jeremiah Poutasi (3rd Rd, Tennessee)
- Sione Takitaki (3rd Rd, Cleveland)
- Jamaal Williams (4th Rd, Green Bay)
- Keith McGill (4th Rd, Oakland)
- Paul Soliai (4th Rd, Miami)
- Blake Freeland (4th Rd, Indianapolis)
- Jaren Hall (5th Rd, Minnesota)
- Puka Nacua (5th Rd, LA Rams)
- Tyler Allgeier (5th Rd, Atlanta)
- Treston Decoud (5th Rd, Houston)
- Robert Johnson (5th Rd, Tennessee)
- Stevenson Sylvester (5th Rd, Pittsburgh)
- Brandon Burton (5th Rd, Minnesota)
- Spencer Toone (5th Rd, Tennessee)
- Brice McCain (6th Rd, Houston)
- Kaelin Clay (6th Rd, Tampa Bay)
- Khyiris Tonga (7th Rd, Chicago)
- Chris Wilcox (7th Rd, Tampa Bay)
- Dax Milne (7th Rd, Washington)
- R.J. Stanford (7th Rd, Carolina)
- Joe Kruger (7th Rd, Philadelphia)
- Trevor Reilly (7th Rd, New York Jets)

PLAYING CAREER

- 1994, 1997-2000 BYU fullback
- Team captain 2000
- Signed with Cincinnati Bengals in 2001

EDUCATION/FAMILY

- Bachelor of Arts - English (2000)
- Married to Timberly Friddle
- 4 children: Skye, Sadie, Kelaokalani, Sylvia

SITAKE COACHING EXPERIENCE

2016-	BYU	Head Coach
2015	Oregon State	Assistant HC/DC
2012-14	Utah	Assistant HC/DC/LB
2009-12	Utah	Def. Coordinator/LB
2005-08	Utah	Linebackers
2004	Southern Utah	Offensive Line/TE
2003	Southern Utah	Running Backs/TE
2002	BYU	GA-Defense
2001	Eastern Arizona	DB/Sp. Teams



BYU COACHING STAFF

Associate HC/Def. Coord. Jay Hill (Field)
Weber State head coach (2014-22)
Utah tight ends coach (2007-09; 2013)
Utah running backs coach (2012)
Utah cornerbacks coach (2005-06; 2010-11)

OC/Quarterbacks Aaron Roderick (Booth)
BYU Offensive Coordinator (2018-present)
BYU Passing game coordinator (2018-present)
Utah Co-offensive coordinator, quarterbacks (2015-16)
Utah Passing game coordinator, quarterbacks (2014)
Utah Passing game coordinator, wide receivers (2012-13)
Utah Co-offensive coordinator, wide receivers (2010)
Utah Wide receivers (2005-13)
Southern Utah, Offensive coordinator, quarterbacks, recruiting coordinator (2003-04)
Show College, Running backs (2002)
BYU, Graduate assistant – linebackers (1999), receivers (2000-01)

Special TMs Coord./DE Kelly Poppinga (Field)
BYU special teams coordinator and defensive ends (2022-present)
Boise State co-special teams coordinator and edge position (2022)
Virginia co-defensive coordinator and edge (2018-21)
Virginia special teams coordinator (2016-17)
Virginia outside linebacker coach (2016-20)
BYU special teams coordinator and outside linebackers (2013-15)
BYU outside linebackers (2011-12)
BYU defensive graduate assistant and interim outside LB (2010)
BYU defensive intern (2009)

Pass Game Coord./WR Fesi Sitake (Field)
BYU Passing game coordinator, wide receivers (2021-present)
BYU Wide receivers (2018-2020)
Weber State Offensive coordinator (2016-17)
Weber State Passing game coordinator, wide receivers (2014-15)
Southern Utah Passing game coordinator, wide receivers (2013)
Southern Utah Wide receivers (2012)
Southern Utah Student assistant – wide receivers (2011)

Tight Ends Steve Clark (Booth)
BYU, Tight Ends Coach (2016-present)
Weber State, Offensive Coordinator, Quarterbacks (2014-16)
Southern Utah, Offensive Coordinator, Quarterbacks (2008-13)
BYU, Graduate Assistant w/offensive line & special teams (2005-07)
Utah, Defensive assistant (2004)
St. Mary's, Passing Game Coordinator (2003)
Utah, Director of Operations (2002)
Provo High School, Offensive coordinator (1997-2000), assistant (1994-1996)

Linebackers Justin Ena (Booth)
BYU linebackers coach (2023-present)
San Diego State defensive line (2022)
Utah Tech (Dixie State) defensive coordinator and safeties (2021)
Eastern Washington, linebackers (2021)
Utah State, inside linebackers coach (2019-20) and DC (2019)
Utah, co-special teams coordinator (2016-18) and linebackers (2015-18)
Weber State, defensive coordinator and linebackers (2014)
Southern Utah, defensive coordinator (2010-13) and SP Tms coord (2008-09)

Defensive Tackles Sione Po'uha (Field)
BYU defensive tackles (2022-present)
Utah defensive tackles coach (2018-21)
Navy defensive tackles coach (2018)
Utah director of player development (2017)
Utah student assistant (2015-16)

Offensive Line Darrell Funk (Field)
BYU – Offensive Line Coach (2021-present)
UTSA – Offensive Line Coach (2018-2019)
Indiana State – Run Game Coordinator/Offensive Line Coach (2017)
Purdue – Offensive Line Coach (2016)
Akron – Run Game Coordinator/Offensive Line Coach (2015)
Michigan – Offensive Line Coach (2011-14)
San Diego State – Offensive Line Coach (2009-10)
Ball State – Offensive Line Coach (2008)
Colorado Stat – Offensive Line Coach (2004-07)
Colorado State – Special teams Coordinator/Tight End Coach 2003
Northern Illinois – Tight End Coach (2002)
Rhode Island – Defensive Coordinator (2000-01)
Rhode Island – Offensive Line Coach (1998-99)
Mesa State College – Offensive Coordinator/Offensive Line Coach (1995-97)
Mesa State College – Offensive Line Coach (1993-94)
Muskingum College – Defensive Coordinator/Defensive Line Coach (1991-92)
Muskingum College – Defensive Line Coach (1990)
Illinois – Graduate Assistant Coach (1988-89)
Colorado State – Student Assistant Coach (1987)

Cornerbacks Jernaro Gilford (Field)
BYU – Cornerbacks (2016-present)
Southern Utah – Secondary Coach (2014-15)
Whittier College – Graduate Assistant (Cornerbacks/Special Teams (2012-13))


Running Backs Harvey Unga (Field)
BYU, Running Backs (2020-present)
BYU, Graduate Assistant – RB/WR/OL (2016-19)



KALANI SITAKE
 Head Coach
 BYU, 2000



JAY HILL
 Associate HC/DC/S
 Utah, 2000



AARON RODERICK
 OC/QB
 BYU, 1998



FESI SITAKE
 PGC/WR
 Southern Utah, 2011



KELLY POPPINGA
 Special Teams/DE
 BYU, 2007



STEVE CLARK
 TE
 BYU, 1992



JUSTIN ENA
 LB
 BYU, 2001



DARRELL FUNK
 OL
 Colorado State, 1988



JERNARO GILFORD
 CB
 BYU, 2004



SIONE PO'UHA
 DT
 Utah, 2016



HARVEY UNGA
 RB
 BYU, 2012

TEAM OFFENSE

SCORED 70 POINTS OR MORE:

BYU: 2015, vs. Wagner (W, 70-6)
Opp: 2001, vs. Hawaii (L, 72-45)

SCORED 60-69 POINTS:

BYU: 2021, vs. Virginia (W, 66-49)
Opp: 2001, Hawaii (L, 72-45)

SCORED 50-59 POINTS:

BYU: 2022, vs. Utah Tech (W, 52-26)
Opp: 2022, Arkansas (L, 52-35)

SCORED DOUBLE-DIGITS EVERY QUARTER:

BYU: 2020, 14, 28, 14, 10 vs. North Alabama (W, 66-14)
Opp: 2007, 14, 17, 14, 10 at Tulsa (L, 47-55)

TOUCHDOWNS ON THE FIRST TWO DRIVES:

BYU: 2022, at USF (W, 50-21)
Opp: 2023, at West Virginia (L, 37-7)

TOUCHDOWNS ON FIRST MULTIPLE DRIVES:

BYU: 2020, vs. North Alabama (W, 66-14)--on first 6 drives
BYU: 2021, vs. Idaho State (W, 59-14)--on first 5 drives
BYU: 2021, vs. Virginia (W, 66-49)--on first 4 drives
BYU: 2022, at USF (W 50-21)--on first 3 drives

TOUCHDOWNS EACH DRIVE OF 1ST HALF:

BYU: 2020, vs. North Alabama (W 66-14)

DID NOT SCORE A TOUCHDOWN:

BYU: 2023, at No. 7 Texas (L, 35-6)
Opp: 2020, at Navy (W, 55-3)

TOTAL OFFENSE 700 YARDS OR MORE:

BYU: 2021, 734, Virginia (W, 66-49)

TOTAL OFFENSE 600 YARDS OR MORE:

BYU: 2022, 676, vs. Utah Tech (W, 52-26)
Opp: 2022, 644, Arkansas (L, 52-35)

TOTAL OFFENSE 500-599 YARDS:

BYU: 2022, 525, Wyoming (W, 38-24)
Opp: 2023, 567, at West Virginia (L, 37-7)

TOTAL OFFENSE 200 YARDS OR LESS:

BYU: 2018, 194, at Washington (L, 35-7)
Opp: 2020, 185 vs. Sam Houston

PASSING 500 YARDS OR MORE:

BYU: 2007, 537 at Tulsa (L, 47-55)
Opp: 2016, 505 vs. Toledo (W, 55-53)

PASSING 400-499 YARDS:

BYU: 2022, 456, vs. Utah Tech (W, 52-26)
Opp: 2023, 447, at TCU (L, 44-11)

PASSING 300-399 YARDS:

BYU: 2023, 357, at Kansas (L, 38-27)
Opp: 2022, 340, Utah Tech (W, 52-26)

PASSING 51-100 YARDS:

BYU: 2016, 96 vs. Wyoming (W, 24-21)
Opp: 2019, 72 at USF (L, 27-23)

PASSING 50 YARDS OR LESS:

BYU: 2022, 47, vs. SMU (W 24-23)
Opp: 2020, 30 at Navy (W, 55-3)

PASSING 10 COMPLETIONS OR LESS:

BYU: 2022, 7, vs. SMU (W 24-23)
Opp: 2020, 4 at Navy (W, 55-3)

PASSING 6 TOUCHDOWNS OR MORE:

BYU: 2012, 6 at New Mexico State (W, 50-14)

PASSING 5 TOUCHDOWNS:

BYU: 2022, 5, vs. Utah Tech (W, 52-26)
BYU: 2021, 5 Idaho State (W, 59-14)
BYU: 2020, 5 vs. North Alabama (W, 66-14)
Opp: 2022, 5 Arkansas (L, 52-35)

PASSING 4 TOUCHDOWNS:

BYU: 2023, 4 vs. SUU (W, 41-16)
BYU: 2023, 4 at TCU (L, 44-11)

RUSHING 300 YARDS OR MORE:

BYU: 2022, 314, at USF (W, 50-21)
Opp: 2023, 336, at West Virginia (L, 37-7)

RUSHING 250-299 YARDS:

BYU: 2020, 278 vs. North Alabama (W, 66-14)
Opp: 2022, 277 Arkansas (L, 52-35)

RUSHING 200-249 YARDS:

BYU: 2023, 217, vs. No. 14 Oklahoma (L, 31-24)
Opp: 2023, 234, vs. Iowa State (L, 45-13)

RUSHING 51-100 YARDS:

BYU: 2023, 67 at West Virginia (L, 37-7)
Opp: 2023, 84, SUU (W, 41-16)

RUSHING 50 YARDS OR LESS:

BYU: 2023, 9, at Kansas (L, 38-27)
Opp: 2023, 38, vs. Sam Houston (W 14-0)

RUSHING ZERO YARDS OR LESS:

BYU: 2017, minus-5 vs. LSU (L, 27-0)
Opp: 2012, minus-5 vs. WСУ (W, 30-6)

RUSHING 60 ATTEMPTS OR MORE:

BYU: 2014, 62 vs Houston (W, 33-25)
Opp: 2010, 65 at Air Force (L, 14-35)

RUSHING 50-59 ATTEMPTS:

BYU: 2019, 56 at USF (L, 27-23)
Opp: 2022, 50, vs. SMU (W 24-23)

RUSHING 4 TOUCHDOWNS OR MORE:

BYU: 2021, 6 vs. Virginia (W, 66-49)
BYU: 2020, 4 vs. LA Tech (W, 45-14)
Opp: 2018, 4 at Washington (L, 35-7)

FIRST DOWNS 30 OR MORE:

BYU: 2022, 30, vs. Utah Tech (W, 52-26)
BYU: 2021, 36 vs. Virginia (W, 66-49)
BYU: 2020, 30 vs. Texas State (W, 52-14)
Opp: 2023, 30 at West Virginia (L, 37-7)

FIRST DOWNS 10 OR LESS:

BYU: 2018, 7 at Washington (L, 35-7)
Opp: 2020, 10, Idaho State (W, 59-14)

THIRD-DOWN CONVERSION 70-74%:

BYU: 2011, 71% (10/14) vs. New Mexico St (W, 42-7)
Opp: 2005, 78% (7/9) at Wyoming (W, 35-21)

THIRD-DOWN CONVERSION 75-79%:

BYU: 2011, 79% (11/14) at Oregon State (W, 38-28)
Opp: 2018, 75% (9/12) at Washington (L, 35-7)

THIRD-DOWN CONVERSION 80% OR MORE:

BYU: 2015, 89% vs. Wagner (W, 70-6)
Opp: 2022, 80% (12-15) Arkansas (L, 52-35)

THIRD-DOWN CONVERSION 90% OR MORE:

BYU: 2010, 92% (12/13) vs. Colorado State (W, 49-10)

INDIVIDUAL OFFENSE

ALL-PURPOSE 200-299 YARDS:

BYU: 2021, T. Allgeier, 204, vs. UAB (Bowl) (L, 23-17)
Opp: 2022, D. Hunter, 244, Liberty (L, 41-14)

ALL-PURPOSE 300 YARDS OR MORE:

BYU: 2007, A. Collie, 366 at Tulsa (L, 47-55)

ALL-PURPOSE 3 PLAYERS 100 YARDS OR MORE:

BYU: 2022, C. Brooks, 147; K. Hill, 137; H. Nyberg, 113, Utah Tech (W, 52-26)
BYU: 2021, T. Allgeier, 291, P. Nacua, 135, S. Nacua, 114 vs. Virginia (W, 66-49)
BYU: 2020, D. Milne, 155, G. Romney, 138, L. Katoa, 111 vs. Troy (W, 48-7)
Opp: 2022, B. Battie, 174, X. Weaver, 113, J. Horn Jr., 111 at USF (W, 50-21)

ALL-PURPOSE 2 PLAYERS 100 YARDS OR MORE:

BYU: 2023, vs. SUU, I. Rex, 112, P. Kingston, 105 (W, 41-16)
Opp: 2023, vs. Oklahoma, G. Sawchuk, 108; B. Bowman, 100 (L, 31-24)

TOUCHDOWNS SCORED 4 OR MORE IN QUARTER:

BYU: 1952, D. Felt (4 rushing) at San Jose State (L, 44-27) NCAA Record

TOUCHDOWNS SCORED 3 IN QUARTER:

BYU: 2022, K. Hill (3 receiving, 2Q) vs. Utah Tech (W, 52-26)

TOUCHDOWNS SCORED 4 OR MORE IN A HALF:

BYU: 2010, L. Ashworth (4 receiving) at CSU (W, 49-10)*

TOUCHDOWNS SCORED 3 IN A HALF:

BYU: 2022, K. Hill (3 receiving, 1st Half) vs. Utah Tech (W, 52-26)

INDIVIDUAL PASSING

PASSING 600 YARDS OR MORE:

BYU: 1993, J. Walsh, 619 at Utah State (L, 56-58)
Opp: Never

PASSING 500-599 YARDS:

BYU: 2007, M. Hall, 537 at Tulsa (L, 55-47)
Opp: 2016, L. Woodside, 505 vs. Toledo (W, 55-53)

PASSING 400-499 YARDS:

BYU: 2022, J. Hall, 456, vs. Utah Tech (W, 52-26)
Opp: 2019, C. McDonald, 493 vs. Hawaii (L, 38-34)

PASSING NO TOUCHDOWNS:

BYU: 2023, J. Retzlaff, at West Virginia (L, 37-7)
Opp: 2023, Sam Houston (W, 14-0)

PASSING 25-29 COMPLETIONS:

BYU: 2022, J. Hall, 29, at Boise State (W, 31-28)
Opp: 2022, Tanner Mordecai, 27, SMU (W 24-23)

PASSING 30-39 COMPLETIONS:

BYU: 2023, K. Slovis, 30, at Kansas (L, 38-27)
Opp: 2021, G. Cruz, 34 vs. Arizona (W, 24-16)

PASSING 40-49 COMPLETIONS:

BYU: 2005, J. Beck, 41 vs. Boston College (L, 3-20)

PASSING 50-59 ATTEMPTS:

BYU: 2023, K. Slovis, 51 at Kansas (L, 38-27)
BYU: 2015, T. Mangum, 53 vs. UConn (W, 30-13)
Opp: 2022, V. Gabilis, 50, Utah Tech (W, 52-26)

PASSING 60 ATTEMPTS OR MORE:

BYU: 2014, C. Stewart, 63 vs. NEV (L, 42-35)

PASSING 7 TOUCHDOWNS OR MORE:

BYU: 2008, M. Hall, 7 vs. UCLA (W, 59-0)

PASSING 6 TOUCHDOWNS:

BYU: 2012, J. Lark, 6 at New Mexico State (W, 50-14)

PASSING 5 TOUCHDOWNS:

BYU: 2022, J. Hall, vs. Utah Tech (W, 52-26)
BYU: 2014, C. Stewart, at California (W, 42-35)
Opp: 2022, KJ Jefferson, Arkansas (L, 52-35)

PASSING 4 TOUCHDOWNS:

BYU: 2023, K. Slovis vs. SUU (W, 41-16)
BYU: 2022, J. Hall vs. Wyoming (W, 38-24)
Opp: 2023, J. Hoover at TCU (L, 44-11)

PASSING 3 TOUCHDOWNS:

BYU: 2021, J. Hall vs. Arkansas (L, 52-35)
Opp: 2023, E. Jones, vs. Cincinnati (W, 35-27)

NON-QB PASSING TOUCHDOWN:

BYU: 2023, P. Kingston, 26 yards to I. Rex vs. Iowa State (L, 45-13)
BYU: 2023, P. Kingston, 37 yards to D. Smith at Arkansas (W, 38-31)
BYU: 2022, C. Roberts, 22 yards to J. Hall vs. No. 9 Baylor (W, 26-20)
BYU: 2019, M. Simon, 44-yards to M. Bushman vs. Liberty (W, 31-24)

INDIVIDUAL RECEIVING

RECEIVING 150-199 YARDS:

BYU: 2022, P. Nacua, 157 at Boise State (W, 31-28)
Opp: 2019, J. Ward, 159 vs. Hawaii (L, 38-34)

RECEIVING 200 YARDS OR MORE:

BYU: 2008, D. Pitta, 213 vs. Northern Iowa (W, 41-17)

RECEIVING 10-14 RECEPTIONS:

BYU: 2022, P. Nacua, 14 (for 157), at Boise State (W, 31-28)
Opp: 2022, J. Hobert, 11 (for 100), Utah Tech (W, 52-26)
Opp: 2022, M. Mayer, 11 (for 118), Notre Dame (L, 28-20)

RECEIVING 15 RECEPTIONS OR MORE:

BYU: 2014, M. Mathews, 16 vs. NEV (L, 42-35)

10 or MORE RECEIVERS WITH AT LEAST 1 CATCH:

BYU: 2022, 10 at Oregon (L, 41-20)
Opp: 2022, 13, at TCU (L, 44-11)

RECEIVING 3 TOUCHDOWNS:

BYU: 2022, K. Hill, vs. Utah Tech (W, 52-26)
BYU: 2020, D. Milne at Houston (W, 43-26)
Opp: 2022, M. Landers, Arkansas (L, 52-35)

RECEIVING 4 TOUCHDOWNS OR MORE:

BYU: 2012, C. Hoffman, 5 at New Mexico State (W, 50-14)

RECEIVING 50-69 YARD TOUCHDOWN:

BYU: 2023, 59, C. Roberts, vs. Cincinnati (W, 35-27)
BYU: 2022, 59, K. Hill, vs. Utah Tech (W, 52-26)
BYU: 2022, 53, K. Epps, from J. Hall vs. Notre Dame (L, 28-20)
Opp: 2023, J. Noel, 66 yards from R. Becht vs. Iowa State (L, 45-13)

RECEIVING 70-79 YARD TOUCHDOWN:

BYU: 2020, D. Milne, 78 at Houston (W, 43-26)
Opp: 2023, X. White, 72, Texas Tech (W, 27-14)

RECEIVING 80-YARD or more TOUCHDOWN:

BYU: 2015, M. Juergens, 84 vs. Boise State (W, 35-24)
Opp: 2022, D. Osborne, 80, Utah Tech (W, 52-26)

RECEIVING THREE 100-YARD RECEIVERS:

BYU: 2007, M. Reed, 132, A. Collie, 121, D. Pitta, 113, vs. Tulsa (L, 55-47)

RECEIVING TWO 100-YARD RECEIVERS:

BYU: 2022, P. Nacua, 141, K. Epps, 125, vs. Arkansas (L, 52-35)
BYU: 2021, G. Romney, 119, P. Nacua, 102 vs. USF (W, 24-16)
Opp: 2022, D. Osborne, 138; J. Hobert, 100, Utah Tech (W, 52-26)

INDIVIDUAL RUSHING

RUSHING 20-29 CARRIES:

BYU: 2023, A. Robbins, 22, vs. No. 14 Oklahoma (L, 31-24)
BYU: 2023, LJ Martin, 22, at Arkansas (W, 38-31)
Opp: 2022, Tyler Lavine, 23 vs. SMU (W, 24-23)

RUSHING 30-34 CARRIES:

BYU: 2021, T. Allgeier, 32 at Washington St. (W, 21-19)
Opp: 2023, T. Brooks, 31, Texas Tech (W, 27-14)

RUSHING 35 CARRIES OR MORE:

BYU: 1976, J. Blanc, 36 vs. Wyoming (L, 29-34)
Opp: 2003, J. Jones, 35 at Notre Dame (L, 33-14)

RUSHING 100-149 YARDS:

BYU: 2022, C. Brooks, 102, vs. Utah Tech (W, 52-26)
Opp: 2023, G. Sawchuk, 107, vs. No. 14 Oklahoma (L, 31-24)

RUSHING 150-199 YARDS:

BYU: 2021, A. Robbins, 182, vs. No. 14 Oklahoma (L, 31-24)
BYU: 2021, T. Allgeier, 191, at Washington St. (W, 21-19)
Opp: 2022, K. Mitchell, 176, ECU (L, 27-24)

RUSHING 200 YARDS OR MORE:

BYU: 2021, T. Allgeier, 266 vs. Virginia (W, 66-49)
BYU: 2021, T. Allgeier, 218 at Utah State (W, 34-20)
Opp: 2022, D. Hunter, 213, at Liberty (L, 41-14)



RUSHING THREE 100-YARD RUSHERS:

BYU: 2001, L. Staley 142, B. Doman 116, B. McDonald 110; vs. Tulane (W, 70-35)

RUSHING TWO 100-YARD RUSHERS:

BYU: 2016, J. Williams 170 & T. Hill 101 vs. West Virginia (L, 35-32)
Opp: 2023, J. White, 146, C.J. Donaldson, 102, at West Virginia (L, 37-7)

RUSHING 5 TOUCHDOWNS OR MORE:

BYU: 2016, T. Allgeier, 5 vs. Virginia (W, 66-49)
BYU: 2016, J. Williams 5 vs. Toledo (W, 55-53)

RUSHING 4 TOUCHDOWNS:

BYU: 2018, Katoa 4 vs. New Mexico State (W 45-10)
Opp: 2002, C. Harridge 4 Air Force (L, 52-9)

RUSHING 3 TOUCHDOWNS:

BYU: 2021, T. Allgeier 3 vs. UAB (BowI) (L, 23-17)
Opp: 2014, P. Lynch 3 vs. Memphis (L, 55-48 20T)

RUSHING 50-69-YARD TOUCHDOWN:

BYU: 2022, C. Brooks, 52 at USF (W, 50-21)
Opp: 2023, A. Sama, 59, vs. Iowa State (L, 45-13)

RUSHING 70-YARD TOUCHDOWN OR MORE:

BYU: 2022, M. Davis 70, Wyoming (W, 38-24)
BYU: 2022, P. Nacua, 75, at USF (W, 50-21)
Opp: 2022, D. Hunter, 80, at Liberty (L, 41-14)
Opp: 2011, P. McCarty 82 yards vs. Idaho (W, 42-7)

TEAM DEFENSE

TACKLES 90-99:

BYU: 2023, 92 vs. Cincinnati (W, 35-27)
Opp: 2016, 93 at Cincinnati (W, 20-3)

TACKLES 100 OR MORE:

BYU: 2017, 107 at Mississippi State (L, 35-10)
Opp: 2013, 117 at Houston (W, 47-46)

TACKLES 3 WITH DOUBLE-DIGITS:

BYU: 2023, M. Tooley 16, AJ Vongphachanh 10, H. Taggart 10 vs. Cincinnati (W, 35-27)
Opp: 2017, A. Ramsey 12, D. Sutton 10, J. Williams 10 at ECU (L, 33-17)

TACKLES 4 WITH DOUBLE-DIGITS:

BYU: 2009, Denny 13, Johnson 11, Doman 11, Jorgensen 10 vs. Air Force (W, 38-21)
Opp: 2013, Oliphant 16, Taylor 15, McDonald 13, Mathews 12, Stewart 10, McMillian 10 at HOU (W, 47-46)

SACKS 5 OR MORE:

BYU: 2020, 5 at Navy (W, 55-3)
Opp: 2021, 5 at Baylor (L, 38-24)

TURNOVERS CAUSED 4-5:

BYU: 2023, 5 vs. Texas Tech (W, 27-14)
BYU: 2019, 4 vs. No. 19 ASU (W, 27-17)
Opp: 2019, 4 at SDSU (L, 13-3)

TURNOVERS CAUSED 6 OR MORE:

BYU: 2016, 6 at Utah (L, 19-20)
Opp: 2017, 7 at Utah State (L, 40-24)

INTERCEPTIONS 4 OR MORE:

BYU: 2006, 4 vs. UNLV (W, 52-7)
Opp: 2017, 4 vs. UMass (L, 16-10)

FUMBLES RECOVERED 3-4:

BYU: 2017, 4 vs. San Jose State (W, 41-20)
Opp: 2014, 3 at Boise State (L, 21-16)

FUMBLES RECOVERED 5 OR MORE:

Opp: 2011, 6 vs. Utah (L, 54-10)

FUMBLES FORCED 5 OR MORE:

BYU: 2008, 5 vs. Northern Iowa (W, 41-17)
Opp: 2011, 7 vs. Utah (L, 54-10)

SCORED A DEFENSIVE TOUCHDOWN:

BYU: 2023, FR (E. Heckard) vs. Texas Tech (W, 27-14)
Opp: 2023, INT, (B. Bowlman) vs. No. 14 Oklahoma (L, 31-24)
Opp: 2023, INT, (M. Bradford) at TCU (L, 44-11)

SCORED TWO DEFENSIVE TOUCHDOWNS:

BYU: 2016, 2 INT returns at Boise State (L, 27-27)
Opp: 2023, FR & INT vs. Kansas (L, 38-27)

RETURNED AN INT FOR A TOUCHDOWN:

BYU: 2023, INT vs. Cincinnati (W 35-27), J. Robinson 42 yards
Opp: 2023, INT, (B. Bowlman, 100yds) vs. No. 14 Oklahoma (L, 31-24)
Opp: 2023, INT (M. Bradford, 35yds) at TCU (L, 44-11)

RETURNED TWO INTS FOR TOUCHDOWNS:

BYU: 2016, Fred Warner & Dayan Lake at Boise State (L, 28-27)
Opp: 2019, F. Bernard & J. Blackmon vs. Utah (L, 30-12)

FUMBLE RECOVERY/RETURN FOR TD:

BYU: 2023, FR (E. Heckard) vs. Texas Tech (W, 27-14)
Opp: 2023, FR vs. Kansas (L, 38-27)

SAFETY WAS SCORED:

BYU: 2022, at USF (W, 50-21)
Opp: 2022, vs. Notre Dame (L, 28-20)

INDIVIDUAL DEFENSE

TACKLES 15 OR MORE:

BYU: 2023, M. Tooley, 16 vs. Cincinnati (W, 35-27)
Opp: 2021, N. Jackson, 16 Virginia. (W, 66-49)

TACKLES FOR LOSS 4 OR MORE:

BYU: 2015, B. Kaufusi 4 vs. Fresno State (W 52-10)
Opp: 2014, T. Plummer 4.5 at UCF (L, 31-24)

SACKS 2:

BYU: 2020, E. Tuioiti-Mariner vs. N. Alabama (w, 66-14)
Opp: 2019, A. Grier 2 at USF (L, 27-23)

SACKS 3:

BYU: 2020, T. Batty 3 vs. LA Tech (W, 45-14)
Opp: 2014, M. Brown 3 at Texas (W, 41-7)

SACKS 4 OR MORE:

BYU: 1999, S. Gali 4 vs. New Mexico (W, 31-7)
Opp: 2008, J. Hughes 4 vs. TCU (L, 32-7)

INTERCEPTION RETURNED FOR A TD:

BYU: 2023, J. Robinson vs. Cincinnati, 42 yards (W, 35-27)
Opp: 2023, B. Bowlman vs. No. 14 Oklahoma, 100 yards (L, 31-24)
Opp: 2023, M. Bradford at TCU, 35 yards (L, 44-11)

INTERCEPTIONS 2:

BYU: 2023, J. Robinson vs. Sam Houston (W 14-0)
Opp: 2019, K. Bethley vs Hawai'i (L, 38-34)

INTERCEPTIONS 3 OR MORE:

BYU: 2015, K. Nacua vs. Boise State (W, 35-24)
Opp: 2017, J. Davis at Utah State (L, 40-24)

FUMBLE WAS RETURNED FOR A TD:

BYU: 2023, E. Heckard vs. Texas Tech (W, 27-14)
Opp: 2023, C. Bryant at Kansas 22 yards (L, 38-27)

FUMBLE FORCED 2:

BYU: 2015, B. Kaufusi 2 at Missouri (L, 20-16)
Opp: 2012, K. Smith 2 at San Jose State (L, 20-14)

FUMBLE RECOVERIES 3 OR MORE:

BYU: 2005, J. Luettgerodt at Wyoming (W, 35-21)

SPECIAL TEAMS

SCORED 15 OR MORE POINTS KICKING:

BYU: 2013, J. Sorensen 16 vs. Texas (W, 40-21)
Opp: 2014, I. Frye 15 vs. UVA (W, 41-33)

FIELD GOAL 40-49 YARDS:

BYU: 2023, W. Ferrin, 49, No. 14 Oklahoma (L, 31-24)
BYU: 2023, W. Ferrin, 41, Texas Tech (W, 27-14)
BYU: 2023, W. Ferrin, 46 at TCU (L, 44-11)
Opp: 2023, M. Hayes, 46 at WVU (L, 37-7)

FIELD GOAL 50 YARDS OR MORE:

BYU: 2020, J. Olydroyd 54 yards vs. Troy (W, 48-7)
Opp: 2022, C. Coles, 50 vs. Utah State (W, 38-26)

FIELD GOAL 54 OR YARDS:

BYU: 2020, J. Olydroyd 54 yards vs. Troy (W, 48-7)

FIELD GOAL BLOCK:

BYU: 2018, C. Kaufusi vs McNeese (W 30-3)
Opp: 2016, D. Grant, USF (vs. J. Smith, BYU) (W, 35-27)

FIELD GOAL BLOCKED FOR A TOUCHDOWN:

BYU: 2001, R. Denny at SDSU (W, 59-21)

FIELD GOALS 4 OR MORE CONVERTED:

BYU: 2018, S. Southam 4 vs. Arizona (W, 28-23)
Opp: 2017, M. Gay 4 vs. Utah (L, 19-13)

FIELD GOAL GAME-WINNING:

BYU: 2018, vs. Wisconsin (W, 24-21)
Opp: 2022, vs. ECU (L, 27-24)

PAT 10 OR MORE CONVERTED:

BYU: 2001, M. Payne 10 vs. Tulane (W, 70-35)
2015, T. Samson 10 vs. Wagner (W, 70-6)

BLOCKED A PAT:

BYU: 2015, L. Taele, vs. Wagner (W 70-6)
Opp: 2012, B. Yap vs. Hawaii (W, 47-0)

TWO-POINT CONVERSION SUCCESSFUL:

BYU: 2023, K. Slovis pass to C. Roberts, at TCU (L, 44-11)
Opp: 2021, G. Cruz pass to B. Casteel vs. Arizona (W, 24-16)

KICKOFF RETURN TEAM 150 YARDS OR MORE:

BYU: 2011, 167 vs. TCU (L, 38-28)
Opp: 2022, 239, at USF (W, 50-21)
Opp: 2014, 166 vs. Memphis (L, 55-48, 2T)

KICKOFF RETURN 100 TOTAL YARDS OR MORE:

BYU: 2023, K. Marion 105 on 5 returns at No. 7 Texas (L, 35-6)
Opp: 2022, B. Battie, 150, at USF (W, 50-21)

KICKOFF RETURN 50-99 YARDS:

BYU: 2016, A. Hifo 66 vs. Wyoming (W, 24-21)
Opp: 2023, I. Sategna, 88, at Arkansas (W, 38-31)

KICKOFF RETURN 100 YARDS:

BYU: 1996, J. Dye vs. UTEP (W, 40-18)

KICKOFF RETURN FOR A TOUCHDOWN:

BYU: 2014, A. Hine vs. UVA (W, 41-33)
Opp: 2022, J. Horn Jr., 89, at USF (W, 50-21)
Opp: 2023, I. Sategna, 88, at Arkansas (W, 38-31)

PUNT RETURN TEAM 100 YARDS OR MORE:

BYU: 2013, 107 vs. Mid. Tenn. (W, 37-10)

PUNT RETURN PLAY BY PLAYER OF 40 YARDS ++:

BYU: 2022, Hobbs Nyberg, 42 vs. Notre Dame in Vegas (L, 28-20)
Opp: 2023, Xavier Worthey, 74 for TD, at No. 7 Texas (L, 35-6)

PUNT RETURN FOR A TD:

BYU: 2013, J. Falslev vs. MTSU (W, 37-10)
Opp: 2023, Xavier Worthey, 74 for TD, at No. 7 Texas (L, 35-6)

PUNT WAS BLOCKED:

BYU: 2022, by H. Taggart, vs. SUU (W, 41-10)
Opp: 2015, by T. Hlcks vs. ECU (W, 45-38)

PUNT BLOCKED FOR A TOUCHDOWN:

BYU: 2021, by K. Hill, Idaho State (W, 59-14)
Opp: 2015, by T. Hicks (rec. by Y. Bowden for TD) vs. ECU (W, 45-38)

PUNT 60-69 YARDS:

BYU: 2023, R. Rehkov 60, at TCU (L, 44-11)
Opp: 2023, R. Sanborn 64, at No. 7 Texas (L, 35-6)

PUNT 70-79 YARDS:

BYU: 2022, R. Rehkov, 71, vs. ECU (L, 27-24).
BYU: 2015, J. Linehan 77 at Nebraska (W, 33-28)
Opp: 2011, T. Campbell 73 at Ole Miss (W, 14-13)

PUNT 80 YARDS OR MORE:

BYU: 2021, R. Rehkov 83 vs. No. 19 ASU (W, 27-17)

PUNT AVERAGE 50 OR MORE (min. 3):

BYU: 2023, R. Rehkov 54.5 on 4 punts vs. Iowa State (L, 45-13)
Opp: 2023, R. Sanborn 54.0 at No. 7 Texas (L, 35-6)

DID NOT PUNT DURING ENTIRE GAME:

BYU: 2015, vs. Wagner (W 70-6)

GENERAL

DEFEATED A RANKED OPPONENT:

BYU: 2022, No. 21/25 BYU vs. No. 9/8 Baylor (W, 26-20)
Opp: 2022, Notre Dame over No. 16 BYU (L, 28-20)

THE LAST TIME OVERTIME WAS PLAYED:

BYU: 2022, vs. Baylor (W, 26-20) - 2OT

TEAM WAS AHEAD AT HALF AND LOST:

BYU: 2019, at USF (ahead 16-7 and lost 27-23)
Opp: 2022, at Arkansas (ahead 24-21 and lost 38-31)

SHUTOUT BY OPPONENT IN FIRST HALF:

BYU: 2023, at West Virginia (L, 37-7)
Opp: 2023, vs. Sam Houston (W 14-0)

SHUTOUT BY OPPONENT IN SECOND HALF:

BYU: 2022, at Liberty, (L, 41-14)
Opp: 2023, vs. Sam Houston (W 14-0)

SHUTOUT BY OPPONENT:

BYU: 2017, vs. LSU (L, 27-0)
Opp: 2023, vs. Sam Houston (W 14-0)

PENALTIES 10 OR MORE:

BYU: 2023: 10 (98 yards) at WVU (L, 37-7)
BYU 2022, 11 (132 yds) vs. Utah Tech (W, 52-26)
Opp: 2023, 10 (78 yards) at WVU (L, 37-7)
Opp: 14 at Arkansas (W38-31)
Opp: 2022, 14 No. 8/9 Baylor (W, 26-20)

PENALTY YARDS 100 OR MORE:

BYU: 2022, 132 yds, vs. Utah Tech (W, 52-26)
Opp: 2023, 14 for 125 at Arkansas (W, 38-31)

PENALTIES 1 OR LESS:

BYU: 2022, vs. Notre Dame, 1 (5 yards), (L, 28-20)
Opp: 2022, vs. Notre Dame, 1 (10 yards), (L, 28-20)

NO TURNOVERS:

BYU: 2023, vs. Cincinnati (W, 35-27)
Opp: 2022, Baylor vs. No. 21/25 BYU (W, 26-20)

4 OR MORE TURNOVERS:

BYU: 2021, 4, Boise St. (L, 26-17)
Opp: 2023, 5, Texas Tech (L, 27-14)

TIME OF POSSESSION 40 MINUTES OR MORE:

BYU: 2020, 40.07 vs. Troy (W, 48-7)
Opp: 2022, 40:55 vs. Notre Dame (L 28-20)

MULTIPLE PUNT RETURNS FOR TD ALLOWED/ SEASON

BYU: 2023, 2 (at Arkansas 88 yards; at No. 7 Texas, 74 yards)

Quickie Stats
Sam Houston vs. BYU (Final)
09/02/2023 at Provo, Utah



	SAM	BYU
Score	0	14
FIRST DOWNS	11	12
RUSHES-YARDS (NET)	24-38	34-112
PASSING-YARDS (NET)	147	145
Passes Att-Comp-Int	33-18-3	33-20-0
TOTAL OFFENSE PLAYS-YARDS	57-185	67-257
Fumble Returns-Yards	0-0	0-0
Punt Returns-Yards	4-17	5-22
Kickoff Returns-Yards	0-0	1-21
Interception Returns-Yards	0-0	3-0
Punts (Number-Avg)	10-42.5	10-53.2
Fumbles-Lost	0-0	0-0
Penalties-Yards	7-47	8-66
Possession Time	28:27	31:33
Third-Down Conversions	2-14	5-17
Fourth-Down Conversions	0-1	1-3
Red-Zone Scores-Chances	0-1	2-2

Sam Houston

Rushing	No.	Gain	Loss	Net	TD	Lg	Avg
Gentry,John	8	20	1	19	0	7	2.4
Shoemaker,Keegan	6	25	12	13	0	8	2.2
Smith,Noah	1	5	0	5	0	5	5

Passing	C-A-I	Yds	TD	Long	Sack
Shoemaker,Keegan	18-33-3	147	0	24	1

Receiving	No.	Yards	TD	Long	Tgt
Smith,Noah	3	44	0	24	9
Adeyi,Ife	3	28	0	22	6
Gentry,John	3	6	0	8	3
Johnson,Shane	2	14	0	13	5

Punting	No.	Yds	Avg	Long	In20	TB
Cardell,Jadon	10	425	42.5	60	3	1

Punt Returns	No.	Yards	TD	Long
Smith,Noah	2	10	0	10
Fields,Trey	1	9	0	9
Hrbacek,Zach	1	-2	0	0

Kick Returns	No.	Yards	TD	Long

Tackles	UA-A	Total	Sacks	TFL
Williams,Trevor	5-8	13	0	1
Weaver,Caleb	1-4	5	0	0
Downes,Isaiah	3-2	5	0	0

BYU

Rushing	No.	Gain	Loss	Net	TD	Lg	Avg
Martin,LJ	16	91	0	91	0	21	5.7
Robbins,Aidan	7	23	0	23	0	10	3.3
Kingston,Parker	1	4	0	4	0	4	4

Passing	C-A-I	Yds	TD	Long	Sack
Slovis,Kedon	20-33-0	145	0	18	0

Receiving	No.	Yards	TD	Long	Tgt
Roberts,Chase	5	42	0	16	8
Lassiter,Darius	4	43	0	18	6
Fakahua,Mason	4	27	0	11	4
Rex,Isaac	2	15	0	12	7

Punting	No.	Yds	Avg	Long	In20	TB
Rehkov,Ryan	9	479	53.2	65	4	1

Punt Returns	No.	Yards	TD	Long
Nyberg,Hobbs	5	22	0	14

Kick Returns	No.	Yards	TD	Long
Kingston,Parker	1	21	0	21

Tackles	UA-A	Total	Sacks	TFL
Bywater,Ben	3-6	9	0	1
Tooley,Max	7-2	9	0	0
Robinson,Jakob	2-3	5	0	0

Qtr	Time	Scoring Play	V-H
1st	10:39	BYU - Slovis,Kedon 5 yd TD RUSH (PAT Kick by Ferrin,Will GOOD) 8-50 02:54	0-7
4th	14:49	BYU - Slovis,Kedon 1 yd TD RUSH (PAT Kick by Ferrin,Will GOOD) 11-55 04:56	0-14

Quickie Stats
Southern Utah vs. BYU (Final)
09/09/2023 at Provo, Utah



	SUU	BYU
Score	16	41
FIRST DOWNS	16	18
RUSHES-YARDS (NET)	27-84	23-46
PASSING-YARDS (NET)	262	348
Passes Att-Comp-Int	33-17-1	32-22-1
TOTAL OFFENSE PLAYS-YARDS	60-346	55-394
Fumble Returns-Yards	0-0	1-0
Punt Returns-Yards	3-2	2--16
Kickoff Returns-Yards	0-0	3-87
Interception Returns-Yards	1-0	1-0
Punts (Number-Avg)	6-34.2	6-45.0
Fumbles-Lost	2-1	0-0
Penalties-Yards	5-43	3-25
Possession Time	31:19	28:41
Third-Down Conversions	8-16	3-10
Fourth-Down Conversions	0-0	2-2
Red-Zone Scores-Chances	2-2	4-4

Southern Utah

Rushing	No.	Gain	Loss	Net	TD	Lg	Avg
Lambson,Targhee	7	32	0	32	1	16	4.6
Wissler,Braedon	11	25	2	23	0	8	2.1
Robison,Grady	3	13	0	13	0	11	4.3

Passing	C-A-I	Yds	TD	Long	Sack
Berry,Jackson	0-1-0	0	0	0	0
Bolingbroke,Ethan	1-1-0	27	0	27	0
Robison,Grady	0-1-0	0	0	0	0
Miller,Justin	16-30-1	235	1	33	0

Receiving	No.	Yards	TD	Long	Tgt
Mitchell,Zach	7	135	0	30	13
Wooden,Isaiah	6	87	1	33	8
Calderon,Francisco	2	24	0	18	2
Patrick Jr.,Tim	2	16	0	11	5

Punting	No.	Yds	Avg	Long	In20	TB
Miller,Justin	1	33	33	33	1	0
Vigil,Alyas	4	164	41	49	1	0
TEAM	1	8	8	8	0	0

Punt Returns	No.	Yards	TD	Long
Bolingbroke,Ethan	2	3	0	3
Wooden,Isaiah	1	-1	0	0

Kick Returns	No.	Yards	TD	Long

Tackles	UA-A	Total	Sacks	TFL
Gola-Callard,Tre	5-2	7	0	1
Pleasant-Johnson,LaCarea	2-4	6	0	0
Nellems,Aubrey	0-5	5	0	0

BYU

Rushing	No.	Gain	Loss	Net	TD	Lg	Avg
Martin,LJ	6	28	1	27	0	17	4.5
Smith,Deion	7	21	5	16	1	7	2.3
Robbins,Aidan	3	6	0	6	0	3	2

Passing	C-A-I	Yds	TD	Long	Sack
Slovis,Kedon	22-32-1	348	4	65	0

Receiving	No.	Yards	TD	Long	Tgt
Roberts,Chase	6	84	1	39	8
Lassiter,Darius	5	73	1	42	7
Rex,Isaac	4	112	1	65	9
Hill,Keanu	3	41	1	25	3

Punting	No.	Yds	Avg	Long	In20	TB
Rehkov,Ryan	5	225	45	64	2	0

Punt Returns	No.	Yards	TD	Long
Nyberg,Hobbs	1	0	0	0

Kick Returns	No.	Yards	TD	Long
Kingston,Parker	3	87	0	41

Tackles	UA-A	Total	Sacks	TFL
Bywater,Ben	2-5	7	0	0.5
Slade,Ethan	4-3	7	0	0
Tooley,Max	2-3	5	0	0.5

Qtr	Time	Scoring Play	V-H
1st	07:17	SUU - Graham,Tyler 29 yd FG 9-52 04:06	3-0
1st	01:03	BYU - Rex,Isaac 20 yd TD PASS from Slovis,Kedon 9-85 04:23	3-6
2nd	12:36	BYU - Hill,Keanu 8 yd TD PASS from Slovis,Kedon (PAT Kick by Ferrin,Will GOOD) 5-36 02:12	3-13
2nd	05:47	BYU - Lassiter,Darius 42 yd TD PASS from Slovis,Kedon (PAT Kick by Ferrin,Will GOOD) 8-78 04:22	3-20
2nd	00:30	BYU - Smith,Deion 2 yd TD RUSH (PAT Kick by Ferrin,Will GOOD) 3-70 00:37	3-27
3rd	11:00	SUU - Wooden,Isaiah 33 yd TD PASS from Miller,Justin (PAT Kick by Graham,Tyler GOOD) 7-75 04:00	10-27
3rd	00:36	BYU - Slovis,Kedon 6 yd TD RUSH (PAT Kick by Ferrin,Will GOOD) 7-72 03:25	10-34
4th	09:39	BYU - Roberts,Chase 39 yd TD PASS from Slovis,Kedon (PAT Kick by Ferrin,Will GOOD) 1-39 00:09	10-41
4th	05:15	SUU - Lambson,Targhee 2 yd TD RUSH 8-75 04:24	16-41

Quickie Stats
BYU vs. Arkansas (Final)
09/16/2023 at Fayetteville, Arkansas



	BYU	ARK
Score	38	31
FIRST DOWNS	17	21
RUSHES-YARDS (NET)	31-77	39-177
PASSING-YARDS (NET)	204	247
Passes Att-Comp-Int	26-14-0	35-24-1
TOTAL OFFENSE PLAYS-YARDS	57-281	74-424
Fumble Returns-Yards	1-0	1-1
Punt Returns-Yards	2-11	3-95
Kickoff Returns-Yards	2-56	3-49
Interception Returns-Yards	1-24	0-0
Punts (Number-Avg)	7-45.4	7-39.8
Fumbles-Lost	2-1	2-1
Penalties-Yards	7-45	14-125
Possession Time	24:50	33:15
Third-Down Conversions	4-13	2-13
Fourth-Down Conversions	0-0	1-2
Red-Zone Scores-Chances	4-4	3-3

BYU

Rushing	No.	Gain	Loss	Net	TD	Lg	Avg
L.Martin	23	92	15	77	2	45	3.3
D.Smith	2	5	0	5	0	5	2.5
P.Kingston	1	3	0	3	0	3	3

Passing	C-A-I	Yds	TD	Long	Sack
K.Slovis	13-25-0	167	2	37	3
P.Kingston	1-1-0	37	1	37	0

Receiving	No.	Yards	TD	Long	Tgt	YAC
I.Rex	4	57	0	26	8	35
P.Kingston	3	46	1	20	3	34
C.Roberts	2	12	1	7	4	5
L.Martin	2	11	0	11	2	32

Punting	No.	Yds	Avg	Long	In20	TB
R.Rehkov	7	318	45.4	54	2	0

Punt Returns	No.	Yards	TD	Long
H.Nyberg	2	11	0	7

Kick Returns	No.	Yards	TD	Long
P.Kingston	2	56	0	46

Tackles	UA-A	Total	Sacks	TFL
J.Robinson	4-6	10	0	0
A.Vongphachanh	4-6	10	0	0
T.Batty	4-5	9	1.5	1.5

Arkansas

Rushing	No.	Gain	Loss	Net	TD	Lg	Avg
A.Green	9	89	3	86	2	55	9.6
R.Dubinoin	13	47	0	47	0	15	3.6
K.Jefferson	13	40	19	21	0	19	1.6

Passing	C-A-I	Yds	TD	Long	Sack
K.Jefferson	24-35-1	247	1	30	4

Receiving	No.	Yards	TD	Long	Tgt	YAC
A.Armstrong	9	98	0	21	9	41
L.Hasz	4	78	1	30	6	15
I.TeSlaa	4	26	0	15	8	21
J.Wilson	2	16	0	13	3	3

Punting	No.	Yds	Avg	Long	In20	TB
M.Fletcher	6	239	39.8	54	3	0

Punt Returns	No.	Yards	TD	Long
I.Sategna	3	95	1	88

Kick Returns	No.	Yards	TD	Long
I.Sategna	3	49	0	29

Tackles	UA-A	Total	Sacks	TFL
J.Thomas	6-3	9	0	0
C.Paul Jr.	3-4	7	0	1.5
L.Jackson	4-1	5	1.5	3.5

Qtr	Time	Scoring Play	V-H
1st	13:21	ARK - A.Green 55 yd TD RUSH (PAT KICK by C.Little GOOD) 4-75 1:39	0-7
1st	11:29	ARK - I.Sategna 88 yd TD PUNT RETURN (PAT KICK by C.Little GOOD)	0-14
1st	08:28	BYU - D.Smith 37 yd TD PASS from P.Kingston (PAT KICK by W.Ferrin GOOD) 2-53 0:52	7-14
1st	02:24	BYU - L.Martin 45 yd TD RUSH (PAT KICK by W.Ferrin GOOD) 1-45 0:10	14-14
2nd	12:54	BYU - L.Martin 1 yd TD RUSH (PAT KICK by W.Ferrin GOOD) 10-70 3:20	21-14
2nd	01:43	ARK - L.Hasz 19 yd TD PASS from K.Jefferson (PAT KICK by C.Little GOOD) 10-70 5:32	21-21
2nd	00:00	ARK - C.Little 26 yd FG 5-36 1:34	21-24
3rd	11:41	ARK - A.Green 7 yd TD RUSH (PAT KICK by C.Little GOOD) 4-53 1:57	21-31
3rd	04:43	BYU - W.Ferrin 43 yd FG 6-24 2:31	24-31
3rd	01:52	BYU - P.Kingston 20 yd TD PASS from K.Slovis (PAT KICK by W.Ferrin GOOD) 1-20 0:10	31-31
4th	08:00	BYU - C.Roberts 7 yd TD PASS from K.Slovis (PAT KICK by W.Ferrin GOOD) 9-69 4:46	38-31

Quickie Stats
BYU vs. Kansas (Final)
09/23/2023 at Lawrence, Kansas



	BYU	KAN
Score	27	38
FIRST DOWNS	23	23
RUSHES-YARDS (NET)	22-9	37-221
PASSING-YARDS (NET)	357	130
Passes Att-Comp-Int	51-30-2	19-14-0
TOTAL OFFENSE PLAYS-YARDS	73-366	56-351
Fumble Returns-Yards	0-0	1-22
Punt Returns-Yards	0-0	1-13
Kickoff Returns-Yards	1-25	3-47
Interception Returns-Yards	0-0	2-54
Punts (Number-Avg)	1-35.0	1-42.0
Fumbles-Lost	2-1	0-0
Penalties-Yards	3-30	7-70
Possession Time	30:05	29:55
Third-Down Conversions	6-14	4-8
Fourth-Down Conversions	2-4	0-1
Red-Zone Scores-Chances	5-5	4-4

BYU

Rushing	No.	Gain	Loss	Net	TD	Lg	Avg
Martin,LJ	11	30	2	28	0	7	2.5
Smith,Deion	4	10	0	10	0	6	2.5
Marion,Keelan	1	6	0	6	1	6	6

Passing	C-A-I	Yds	TD	Long	Sack
Slovis,Kedon	30-51-2	357	2	50	3

Receiving	No.	Yards	TD	Long	Tgt
Lassiter,Darius	8	84	1	22	11
Rex,Isaac	7	76	0	16	13
Roberts,Chase	5	89	0	50	10
Hill,Keanu	3	34	0	15	7

Punting	No.	Yds	Avg	Long	In20	TB
Rehkow,Ryan	1	35	35	35	0	0

Punt Returns	No.	Yards	TD	Long

Kick Returns	No.	Yards	TD	Long
Marion,Keelan	1	25	0	25

Tackles	UA-A	Total	Sacks	TFL
Bywater,Ben	9-1	10	1	1.5
Vongphachanh,AJ	5-2	7	0	1.5
Wall,Tanner	3-3	6	0	0

Kansas

Rushing	No.	Gain	Loss	Net	TD	Lg	Avg
Neal,Devin	17	93	2	91	0	21	5.4
Hishaw,Daniel	8	62	2	60	0	24	7.5
Daniels,Jalon	9	66	12	54	0	17	6

Passing	C-A-I	Yds	TD	Long	Sack
Daniels,Jalon	14-19-0	130	3	24	1

Receiving	No.	Yards	TD	Long	Tgt
Arnold,Lawrence	4	34	0	17	5
Neal,Devin	3	14	0	11	3
Casey,Jared	2	27	0	24	2
Skinner,Quentin	2	22	0	21	3

Punting	No.	Yds	Avg	Long	In20	TB
Greaves,Damon	2	84	42	43	1	0

Punt Returns	No.	Yards	TD	Long
Locklin,Torry	1	13	0	13

Kick Returns	No.	Yards	TD	Long
Wilson,Trevor	3	47	0	19

Tackles	UA-A	Total	Sacks	TFL
Booker,Austin	6-1	7	1.5	2.5
Burroughs,O.J.	5-1	6	0	0.5
Logan Jr.,Kenny	3-1	4	0	0

Qtr	Time	Scoring Play	V-H
1st	10:38	KAN - Bryant,Cobee 22 yd TD FUMB RETURN (PAT Kick by Keller,Seth GOOD)	0-7
1st	05:48	BYU - Lassiter,Darius 7 yd TD PASS from Slovis,Kedon (PAT Kick by Ferrin,Will GOOD) 10-75 04:50	7-7
1st	01:33	KAN - Kardell,Trevor 15 yd TD PASS from Daniels,Jalon (PAT Kick by Keller,Seth GOOD) 8-86 04:10	7-14
2nd	11:00	BYU - Martin,LJ 10 yd TD PASS from Slovis,Kedon (PAT Kick by Ferrin,Will GOOD) 13-75 05:25	14-14
2nd	00:13	BYU - Ferrin,Will 33 yd FG 12-68 04:07	17-14
3rd	14:38	KAN - 30 yd TD INT RETURN (PAT Kick by Keller,Seth GOOD)	17-21
3rd	10:55	BYU - Ferrin,Will 34 yd FG 8-58 03:46	20-21
3rd	04:53	KAN - Grimm,Luke 5 yd TD PASS from Daniels,Jalon (PAT Kick by Keller,Seth GOOD) 10-75 06:05	20-28
4th	13:36	KAN - Grimm,Luke 13 yd TD PASS from Daniels,Jalon (PAT Kick by Keller,Seth GOOD) 7-64 03:38	20-35
4th	08:02	BYU - Marion,Keelan 6 yd TD RUSH (PAT Kick by Ferrin,Will GOOD) 12-75 05:34	27-35
4th	01:33	KAN - Keller,Seth 23 yd FG 12-69 06:29	27-38

Quickie Stats
Cincinnati vs. BYU (Final)
09/29/2023 at Provo, Utah



	CIN	BYU
Score	27	35
FIRST DOWNS	26	17
RUSHES-YARDS (NET)	47-242	28-70
PASSING-YARDS (NET)	256	225
Passes Att-Comp-Int	37-23-1	25-14-0
TOTAL OFFENSE PLAYS-YARDS	84-498	53-295
Fumble Returns-Yards	0-0	1-0
Punt Returns-Yards	2-2	1--1
Kickoff Returns-Yards	0-0	2-18
Interception Returns-Yards	0-0	1-42
Punts (Number-Avg)	3-41.7	3-51.0
Fumbles-Lost	1-1	2-0
Penalties-Yards	7-63	4-25
Possession Time	35:01	24:59
Third-Down Conversions	9-18	4-11
Fourth-Down Conversions	1-3	0-0
Red-Zone Scores-Chances	2-2	1-2

Cincinnati

Rushing	No.	Gain	Loss	Net	TD	Lg	Avg
Jones,Emory	14	104	10	94	0	20	6.7
Kiner,Corey	19	78	1	77	0	12	4.1
Montgomery,Myles	12	61	0	61	0	11	5.1

Passing	C-A-I	Yds	TD	Long	Sack
Jones,Emory	23-37-1	256	3	31	1

Receiving	No.	Yards	TD	Long	Tgt
Henderson,Xzavier	7	74	0	23	9
Smith,Braden	4	72	1	31	6
Metayer,Chamon	3	59	2	27	4
Kiner,Corey	3	12	0	5	4

Punting	No.	Yds	Avg	Long	In20	TB
Fletcher,Mason	3	125	41.7	46	1	0

Punt Returns	No.	Yards	TD	Long
Smith,Braden	2	2	0	12

Kick Returns	No.	Yards	TD	Long
---------------------	-----	-------	----	------

Tackles	UA-A	Total	Sacks	TFL
Pace,Deshawn	4-5	9	0	1.5
Dingle,Jack	3-3	6	0	0
Threats,Bryon	3-2	5	0	1

BYU

Rushing	No.	Gain	Loss	Net	TD	Lg	Avg
Martin,LJ	16	73	7	66	2	29	4.1
Davis,Miles	4	18	1	17	0	11	4.3
Slovis,Kedon	2	4	0	4	0	3	2

Passing	C-A-I	Yds	TD	Long	Sack
Slovis,Kedon	13-24-0	223	2	59	0
Martin,LJ	1-1-0	2	0	2	0

Receiving	No.	Yards	TD	Long	Tgt
Roberts,Chase	6	131	1	59	9
Hill,Keanu	3	41	0	23	8
Lassiter,Darius	1	22	1	22	2
Rex,Isaac	1	14	0	14	4

Punting	No.	Yds	Avg	Long	In20	TB
Rehkov,Ryan	6	306	51	66	3	2

Punt Returns	No.	Yards	TD	Long
Nyberg,Hobbs	1	-1	0	0

Kick Returns	No.	Yards	TD	Long
Marion,Keelan	1	18	0	18
Roberts,Chase	1	0	0	0

Tackles	UA-A	Total	Sacks	TFL
Tooley,Max	9-7	16	0	0
Vongphachanh,AJ	2-8	10	0	0.5
Taggart,Harrison	4-6	10	0	0

Qtr	Time	Scoring Play	V-H
1st	08:28	BYU - Robinson,Jakob 42 yd TD INT RETURN (PAT Kick by Ferrin,Will GOOD)	0-7
2nd	10:59	CIN - Metayer,Chamon 27 yd TD PASS from Jones,Emory (PAT Kick by Brown,Carter GOOD) 17-90 06:49	7-7
2nd	00:44	CIN - Brown,Carter 33 yd FG 9-42 02:49	10-7
2nd	00:06	BYU - Lassiter,Darius 22 yd TD PASS from Slovis,Kedon (PAT Kick by Ferrin,Will GOOD) 3-82 00:30	10-14
3rd	11:38	BYU - Martin,LJ 29 yd TD RUSH (PAT Kick by Ferrin,Will GOOD) 5-73 02:02	10-21
3rd	05:24	CIN - Brown,Carter 22 yd FG 14-71 06:14	13-21
3rd	02:53	BYU - Roberts,Chase 59 yd TD PASS from Slovis,Kedon (PAT Kick by Ferrin,Will GOOD) 4-75 02:31	13-28
3rd	00:59	CIN - Metayer,Chamon 23 yd TD PASS from Jones,Emory (PAT Kick by Brown,Carter GOOD) 5-75 01:54	20-28
4th	12:41	BYU - Martin,LJ 1 yd TD RUSH (PAT Kick by Ferrin,Will GOOD) 5-15 02:19	20-35
4th	00:26	CIN - Smith,Braden 31 yd TD PASS from Jones,Emory (PAT Kick by Brown,Carter GOOD) 8-80 01:10	27-35

Quickie Stats
BYU vs. TCU (Final)
10/14/2023 at Fort Worth, Texas



	BYU	TCU
Score	11	44
FIRST DOWNS	15	30
RUSHES-YARDS (NET)	32-91	27-137
PASSING-YARDS (NET)	152	447
Passes Att-Comp-Int	34-15-1	59-38-2
TOTAL OFFENSE PLAYS-YARDS	66-243	86-584
Fumble Returns-Yards	0-0	1-0
Punt Returns-Yards	1-0	1-2
Kickoff Returns-Yards	4-91	3-50
Interception Returns-Yards	2-17	1-35
Punts (Number-Avg)	7-44.7	7-44.0
Fumbles-Lost	1-1	1-0
Penalties-Yards	5-50	7-59
Possession Time	29:22	30:38
Third-Down Conversions	2-14	12-19
Fourth-Down Conversions	1-3	0-1
Red-Zone Scores-Chances	2-3	4-5

BYU

Rushing	No.	Gain	Loss	Net	TD	Lg	Avg
Martin,LJ	14	58	2	56	0	19	4
Davis,Miles	10	47	0	47	0	11	4.7
Lassiter,Darius	1	5	0	5	0	5	5

Passing	C-A-I	Yds	TD	Long	Sack
Slovis,Kedon	15-34-1	152	0	42	3

Receiving	No.	Yards	TD	Long	Tgt
Martin,LJ	4	19	0	13	5
Roberts,Chase	3	63	0	39	6
Kingston,Parker	2	49	0	42	5
Epps,Kody	2	14	0	7	4

Punting	No.	Yds	Avg	Long	In20	TB
Rehkow,Ryan	7	313	44.7	60	2	0

Punt Returns	No.	Yards	TD	Long
Kingston,Parker	1	0	0	0

Kick Returns	No.	Yards	TD	Long
Marion,Keelan	3	76	0	40
Nyberg,Hobbs	1	15	0	15

Tackles	UA-A	Total	Sacks	TFL
Slade,Ethan	7-1	8	0	0
Rex,Preston	5-3	8	0	0
Tooley,Max	3-3	6	0	0

TCU

Rushing	No.	Gain	Loss	Net	TD	Lg	Avg
Bailey,Emani	13	62	1	61	0	25	4.7
Cook,Cam	4	27	0	27	0	16	6.8
Hoover,Josh	1	26	0	26	0	26	26

Passing	C-A-I	Yds	TD	Long	Sack
Hoover,Josh	37-58-2	439	4	42	0
Tisdale,Grant	1-1-0	8	0	8	0

Receiving	No.	Yards	TD	Long	Tgt
Robinson,Jaylon	7	68	0	13	7
Richardson,JP	6	104	1	42	8
Williams,Savion	6	77	1	16	11
Wiley,Jared	4	20	1	7	5

Punting	No.	Yds	Avg	Long	In20	TB
Sandy,Jordy	1	44	44	44	0	0

Punt Returns	No.	Yards	TD	Long
Richardson,JP	1	2	0	2

Kick Returns	No.	Yards	TD	Long
Everhart,Major	3	50	0	19

Tackles	UA-A	Total	Sacks	TFL
Banks Jr,Shad	6-1	7	0	1
Obiazor,Namdi	3-3	6	1	1
Perry,Mark	4-0	4	0	0

Qtr	Time	Scoring Play	V-H
1st	13:40	TCU - Bradford,Millard 35 yd TD INT RETURN (PAT Kick by Kell,Griffin GOOD)	0-7
1st	10:09	TCU - Richardson,JP 42 yd TD PASS from Hoover,Josh (PAT Kick by Kell,Griffin GOOD) 7-68 01:57	0-14
2nd	13:15	TCU - Kell,Griffin 40 yd FG 6-21 01:45	0-17
2nd	08:09	TCU - Wiley,Jared 7 yd TD PASS from Hoover,Josh (PAT Kick by Kell,Griffin GOOD) 5-42 01:49	0-24
2nd	03:15	BYU - Marion,Keelan 3 yd TD RUSH (PAT Pass by Roberts,Chase GOOD) 10-84 04:47	8-24
2nd	00:40	TCU - Williams,Savion 7 yd TD PASS from Hoover,Josh (PAT Kick by Kell,Griffin GOOD) 9-81 02:29	8-31
3rd	12:55	TCU - Thompson,Warren 14 yd TD PASS from Hoover,Josh (PAT Kick by Kell,Griffin GOOD) 8-82 01:59	8-38
3rd	10:29	BYU - Ferrin,Will 46 yd FG 6-30 02:19	11-38
3rd	06:43	TCU - Kell,Griffin 35 yd FG 12-67 03:40	11-41
4th	06:18	TCU - Kell,Griffin 47 yd FG 6-34 02:26	11-44



	TTU	BYU
Score	14	27
FIRST DOWNS	19	12
RUSHES-YARDS (NET)	43-153	30-150
PASSING-YARDS (NET)	236	127
Passes Att-Comp-Int	37-19-3	27-15-0
TOTAL OFFENSE PLAYS-YARDS	80-389	57-277
Fumble Returns-Yards	0-0	2-0
Punt Returns-Yards	4-83	1--3
Kickoff Returns-Yards	2-53	1-6
Interception Returns-Yards	0-0	3-92
Punts (Number-Avg)	4-48.0	4-45.5
Fumbles-Lost	3-2	0-0
Penalties-Yards	9-80	4-24
Possession Time	30:55	29:05
Third-Down Conversions	9-18	4-14
Fourth-Down Conversions	3-5	0-0
Red-Zone Scores-Chances	1-2	3-3

Texas Tech

Rushing	No.	Gain	Loss	Net	TD	Lg	Avg
Brooks,Tahj	31	117	12	105	1	18	3.4
Valdez,Cam'Ron	5	38	0	38	0	20	7.6
Strong,Jake	5	10	3	7	0	6	1.4

Passing	C-A-I	Yds	TD	Long	Sack
Strong,Jake	19-37-3	236	1	72	0

Receiving	No.	Yards	TD	Long	Tgt
White,Xavier	3	98	1	72	5
McCray,Drae	3	22	0	13	3
Bradley,Jerand	3	21	0	9	5
Brooks,Tahj	3	15	0	9	5

Punting	No.	Yds	Avg	Long	In20	TB
McNamara,Austin	4	192	48	57	3	0

Punt Returns	No.	Yards	TD	Long
Price,Myles	4	83	0	35

Kick Returns	No.	Yards	TD	Long
McCray,Drae	2	53	0	33

Tackles	UA-A	Total	Sacks	TFL
Roberts,Ben	5-5	10	0	0
Ramirez,Bryce	3-4	7	0	0
Taylor-Demerson,Dadrion	3-2	5	0	0

BYU

Rushing	No.	Gain	Loss	Net	TD	Lg	Avg
Martin,LJ	10	93	0	93	0	55	9.3
Robbins,Aidan	16	57	8	49	0	13	3.1
Smith,Deion	1	9	0	9	0	9	9

Passing	C-A-I	Yds	TD	Long	Sack
Slovic,Kedon	15-27-0	127	2	32	1

Receiving	No.	Yards	TD	Long	Tgt
Lassiter,Darius	4	47	1	32	10
Rex,Isaac	4	41	0	27	5
Epps,Kody	3	26	0	12	6
Roberts,Chase	2	9	1	6	4

Punting	No.	Yds	Avg	Long	In20	TB
Rehkow,Ryan	8	364	45.5	70	3	0

Punt Returns	No.	Yards	TD	Long
Kingston,Parker	1	-3	0	0

Kick Returns	No.	Yards	TD	Long
Marion,Keelan	1	6	0	6

Tackles	UA-A	Total	Sacks	TFL
Wakley,Crew	5-6	11	0	0.5
Robinson,Jakob	8-2	10	0	0
Batty,Tyler	6-3	9	0	0

Qtr	Time	Scoring Play	V-H
1st	11:34	BYU - Roberts,Chase 3 yd TD PASS from Slovic,Kedon (PAT Kick by Ferrin,Will GOOD) 7-75 03:26	0-7
1st	02:10	BYU - Heckard,Eddie 0 yd TD FUMB RETURN (PAT Kick by Ferrin,Will GOOD)	0-14
2nd	09:19	TTU - White,Xavier 72 yd TD PASS from Strong,Jake (PAT Kick by Garcia,Gino GOOD) 4-66 01:13	7-14
2nd	06:11	BYU - Lassiter,Darius 4 yd TD PASS from Slovic,Kedon (PAT Kick by Ferrin,Will GOOD) 7-81 03:03	7-21
2nd	00:59	BYU - Ferrin,Will 35 yd FG 6-22 01:34	7-24
3rd	01:19	BYU - Ferrin,Will 41 yd FG 6-20 02:50	7-27
4th	08:41	TTU - Brooks,Tahj 1 yd TD RUSH (PAT Kick by Garcia,Gino GOOD) 14-87 04:45	14-27

Quickie Stats
BYU vs. Texas (Final)
10/28/2023 at Austin, Texas



	BYU	TEX
Score	6	35
FIRST DOWNS	17	17
RUSHES-YARDS (NET)	26-95	35-184
PASSING-YARDS (NET)	197	170
Passes Att-Comp-Int	39-24-2	25-16-1
TOTAL OFFENSE PLAYS-YARDS	65-292	60-354
Fumble Returns-Yards	1-0	1-0
Punt Returns-Yards	2-18	2-89
Kickoff Returns-Yards	5-105	1-21
Interception Returns-Yards	1-20	2-85
Punts (Number-Avg)	5-45.2	5-54.0
Fumbles-Lost	1-1	2-1
Penalties-Yards	3-20	6-40
Possession Time	33:06	26:54
Third-Down Conversions	2-13	6-11
Fourth-Down Conversions	2-3	0-2
Red-Zone Scores-Chances	2-3	2-5

BYU

Rushing	No.	Gain	Loss	Net	TD	Lg	Avg
A.Robbins	17	60	4	56	0	11	3.3
D.Smith	1	18	0	18	0	18	18
M.Davis	1	13	0	13	0	13	13

Passing	C-A-I	Yds	TD	Long	Sack
K.Slovic	24-39-2	197	0	47	2

Receiving	No.	Yards	TD	Long	Tgt	YAC
D.Lassiter	5	75	0	47	8	30
C.Roberts	4	29	0	11	7	26
K.Marion	3	30	0	19	3	16
P.Kingston	3	20	0	8	6	27

Punting	No.	Yds	Avg	Long	In20	TB
R.Rehkow	5	226	45.2	55	0	0

Punt Returns	No.	Yards	TD	Long
P.Kingston	2	18	0	12

Kick Returns	No.	Yards	TD	Long
K.Marion	5	105	0	38

Tackles	UA-A	Total	Sacks	TFL
C.Wakley	3-6	9	0	1.5
S.Esera	0-8	8	0	1
A.Vongphachanh	2-5	7	0	0.5

Texas

Rushing	No.	Gain	Loss	Net	TD	Lg	Avg
J.Brooks	16	99	1	98	1	38	6.1
J.Blue	4	46	2	44	1	34	11
K.Robinson	1	23	0	23	0	23	23

Passing	C-A-I	Yds	TD	Long	Sack
M.Murphy	16-25-1	170	2	30	1

Receiving	No.	Yards	TD	Long	Tgt	YAC
J.Brooks	4	40	0	17	4	40
J.Sanders	4	37	0	20	5	8
X.Worthy	4	27	0	14	10	38
A.Mitchell	3	59	2	30	4	11

Punting	No.	Yds	Avg	Long	In20	TB
R.Sanborn	3	162	54	64	1	1

Punt Returns	No.	Yards	TD	Long
X.Worthy	2	89	1	74

Kick Returns	No.	Yards	TD	Long
S.Red	1	21	0	21

Tackles	UA-A	Total	Sacks	TFL
J.Ford	4-7	11	0	1
D.Williams Jr.	3-4	7	0	1
T.Sweat	3-4	7	0	1.5

Qtr	Time	Scoring Play	V-H
1st	12:08	TEX - X.Worthy 74 yd TD PUNT RETURN (PAT KICK by B.Auburn GOOD)	0-7
1st	04:10	TEX - J.Brooks 4 yd TD RUSH (PAT KICK by B.Auburn GOOD) 6-26 3:07	0-14
2nd	04:57	BYU - W.Ferrin 24 yd FG 16-64 9:57	3-14
2nd	00:58	TEX - A.Mitchell 30 yd TD PASS from M.Murphy (PAT KICK by B.Auburn GOOD) 10-75 3:59	3-21
3rd	07:58	BYU - W.Ferrin 32 yd FG 7-68 3:43	6-21
4th	09:07	TEX - A.Mitchell 13 yd TD PASS from M.Murphy (PAT KICK by B.Auburn GOOD) 1-8 0:04	6-28
4th	01:43	TEX - J.Blue 34 yd TD RUSH (PAT KICK by B.Auburn GOOD) 3-39 0:58	6-35

Quickie Stats
BYU vs. West Virginia (Final)
11/4/2023 at Morgantown, West Virginia



	BYU	WVU
Score	7	37
FIRST DOWNS	20	30
RUSHES-YARDS (NET)	21-67	48-336
PASSING-YARDS (NET)	210	231
Passes Att-Comp-Int	42-24-0	28-16-0
TOTAL OFFENSE PLAYS-YARDS	63-277	76-567
Fumble Returns-Yards	0-0	1-0
Punt Returns-Yards	0-0	0-0
Kickoff Returns-Yards	5-184	0-0
Interception Returns-Yards	0-0	0-0
Punts (Number-Avg)	4-45.3	4-37.0
Fumbles-Lost	1-1	0-0
Penalties-Yards	10-98	10-71
Possession Time	24:33	35:27
Third-Down Conversions	3-11	3-10
Fourth-Down Conversions	0-3	2-4
Red-Zone Scores-Chances	1-1	5-5

BYU

Rushing	No.	Gain	Loss	Net	TD	Lg	Avg
A.Robbins	10	41	4	37	1	10	3.7
J.Retzlaff	10	48	22	26	0	10	2.6
D.Smith	1	4	0	4	0	4	4

Passing	C-A-I	Yds	TD	Long	Sack
J.Retzlaff	24-42-0	210	0	23	3

Receiving	No.	Yards	TD	Long	Tgt	YAC
P.Kingston	6	57	0	23	7	14
K.Marion	6	53	0	17	12	25
C.Roberts	4	53	0	15	8	17
A.Robbins	3	31	0	12	3	48

Punting	No.	Yds	Avg	Long	In20	TB
TEAM	1	44	44	44	1	0
R.Rehkov	3	137	45.7	50	2	0

Punt Returns	No.	Yards	TD	Long

Kick Returns	No.	Yards	TD	Long
K.Marion	4	155	0	91
H.Nyberg	1	29	0	29

Tackles	UA-A	Total	Sacks	TFL
M.Tooley	9-3	12	0	1
E.Heckard	5-5	10	0	0
E.Slade	6-2	8	0	0

West Virginia

Rushing	No.	Gain	Loss	Net	TD	Lg	Avg
J.White	16	148	2	146	0	32	9.1
C.Donaldson	14	102	0	102	2	23	7.3
N.Marchiol	3	36	0	36	0	22	12

Passing	C-A-I	Yds	TD	Long	Sack
G.Green	12-24-0	205	2	43	0
N.Marchiol	4-4-0	26	0	23	0

Receiving	No.	Yards	TD	Long	Tgt	YAC
D.Carter	3	56	0	38	4	0
T.Ray	3	42	0	30	3	17
E.Horton	3	39	0	23	4	21
P.Fox	3	33	1	12	4	2

Punting	No.	Yds	Avg	Long	In20	TB
O.Straw	1	37	37	37	1	0

Punt Returns	No.	Yards	TD	Long

Kick Returns	No.	Yards	TD	Long

Tackles	UA-A	Total	Sacks	TFL
L.Kpogba	4-4	8	0	1.5
M.Floyd	5-2	7	0	1
B.Cutter	3-3	6	1	2

Qtr	Time	Scoring Play	V-H
1st	09:59	WVU - C.Donaldson 2 yd TD RUSH (PAT KICK by M.Hayes GOOD) 11-75 5:01	0-7
1st	06:17	WVU - C.Donaldson 1 yd TD RUSH (PAT KICK by M.Hayes GOOD) 5-52 1:50	0-14
2nd	10:47	WVU - M.Hayes 46 yd FG 6-37 3:03	0-17
2nd	02:18	WVU - P.Fox 12 yd TD PASS from G.Green (PAT KICK by M.Hayes GOOD) 10-93 5:35	0-24
2nd	00:00	WVU - M.Hayes 22 yd FG 9-78 1:05	0-27
3rd	10:35	WVU - M.Hayes 23 yd FG 8-53 2:44	0-30
3rd	01:09	WVU - K.Taylor 43 yd TD PASS from G.Green (PAT KICK by M.Hayes GOOD) 7-85 4:14	0-37
4th	06:24	BYU - A.Robbins 10 yd TD RUSH (PAT KICK by W.Ferrin GOOD) 8-62 2:57	7-37



	ISU	BYU
Score	45	13
FIRST DOWNS	21	18
RUSHES-YARDS (NET)	37-234	38-188
PASSING-YARDS (NET)	209	130
Passes Att-Comp-Int	25-16-0	28-11-2
TOTAL OFFENSE PLAYS-YARDS	62-443	66-318
Fumble Returns-Yards	1-6	0-0
Punt Returns-Yards	2-45	4-8
Kickoff Returns-Yards	0-0	5-80
Interception Returns-Yards	2-34	0-0
Punts (Number-Avg)	4-45.8	4-54.5
Fumbles-Lost	0-0	2-1
Penalties-Yards	6-53	4-37
Possession Time	33:01	26:59
Third-Down Conversions	8-14	1-11
Fourth-Down Conversions	0-1	1-4
Red-Zone Scores-Chances	5-5	1-3

Iowa St.

Rushing	No.	Gain	Loss	Net	TD	Lg	Avg
Sama,Abu	8	112	2	110	2	59	13.8
Sanders,Eli	9	58	1	57	1	15	6.3
Norton,Cartevius	6	42	0	42	1	23	7

Passing	C-A-I	Yds	TD	Long	Sack
Becht,Rocco	15-23-0	203	2	66	1
Kohl,J.J.	1-2-0	6	0	6	0

Receiving	No.	Yards	TD	Long	Tgt
Noel,Jaylin	5	98	2	66	6
Higgins,Jayden	4	42	0	15	6
Jackson,Daniel	2	27	0	16	2
Brahmer,Benjamin	2	16	0	11	7

Punting	No.	Yds	Avg	Long	In20	TB
Perkins,Tyler	4	183	45.8	50	2	0

Punt Returns	No.	Yards	TD	Long
Noel,Jaylin	2	45	0	33

Kick Returns	No.	Yards	TD	Long
---------------------	-----	-------	----	------

Tackles	UA-A	Total	Sacks	TFL
Petersen,Joey	2-6	8	0.5	0.5
Freyler,Beau	5-2	7	0	0
Verdon,Malik	3-3	6	0	0

BYU

Rushing	No.	Gain	Loss	Net	TD	Lg	Avg
Retzlaff,Jake	17	85	21	64	0	19	3.8
Robbins,Aidan	10	60	2	58	0	36	5.8
Martin,LJ	8	57	1	56	0	17	7

Passing	C-A-I	Yds	TD	Long	Sack
Retzlaff,Jake	10-27-2	104	1	30	3
Kingston,Parker	1-1-0	26	1	26	0

Receiving	No.	Yards	TD	Long	Tgt
Rex,Isaac	3	52	1	26	4
Epps,Kody	2	35	0	30	4
Roberts,Chase	2	12	0	11	5
Erickson,Ethan	1	19	0	19	3

Punting	No.	Yds	Avg	Long	In20	TB
Rehkow,Ryan	4	218	54.5	61	0	1

Punt Returns	No.	Yards	TD	Long
Kingston,Parker	3	5	0	3
Nyberg,Hobbs	1	3	0	3

Kick Returns	No.	Yards	TD	Long
Marion,Keelan	3	69	0	37
Paulo,Ray	2	11	0	12

Tackles	UA-A	Total	Sacks	TFL
Vongphachanh,AJ	3-5	8	0	0
Slade,Ethan	3-4	7	0	0.5
Tooley,Max	4-3	7	0	1.5

Qtr	Time	Scoring Play	V-H
1st	13:32	ISU - Noel,Jaylin 4 yd TD PASS from Becht,Rocco (PAT Kick by Contreraz,Chase GOOD) 3-28 01:16	7-0
1st	11:34	ISU - Contreraz,Chase 31 yd FG 4-4 01:50	10-0
1st	08:47	BYU - Phillips,Jojo 5 yd TD PASS from Retzlaff,Jake (PAT Kick by Ferrin,Will GOOD) 7-75 02:47	10-7
1st	01:03	ISU - Sanders,Eli 4 yd TD RUSH (PAT Kick by Contreraz,Chase GOOD) 9-72 04:49	17-7
2nd	08:02	ISU - Norton,Cartevius 11 yd TD RUSH (PAT Kick by Contreraz,Chase GOOD) 11-80 05:27	24-7
2nd	01:28	ISU - Sama,Abu 13 yd TD RUSH (PAT Kick by Contreraz,Chase GOOD) 9-66 05:14	31-7
3rd	10:05	BYU - Rex,Isaac 26 yd TD PASS from Kingston,Parker 7-65 03:31	31-13
3rd	08:27	ISU - Noel,Jaylin 66 yd TD PASS from Becht,Rocco (PAT Kick by Contreraz,Chase GOOD) 3-75 01:38	38-13
3rd	05:36	ISU - Sama,Abu 59 yd TD RUSH (PAT Kick by Contreraz,Chase GOOD) 2-64 00:16	45-13

Quickie Stats
Oklahoma vs. BYU (Final)
11/18/2023 at Provo, Utah



	OKL	BYU
Score	31	24
FIRST DOWNS	20	18
RUSHES-YARDS (NET)	34-144	38-217
PASSING-YARDS (NET)	224	173
Passes Att-Comp-Int	30-18-0	26-15-1
TOTAL OFFENSE PLAYS-YARDS	64-368	64-390
Fumble Returns-Yards	2-0	0-0
Punt Returns-Yards	2-1	4-33
Kickoff Returns-Yards	1-32	0-0
Interception Returns-Yards	1-100	0-0
Punts (Number-Avg)	4-46.0	4-47.0
Fumbles-Lost	1-0	4-2
Penalties-Yards	6-45	7-55
Possession Time	28:50	31:10
Third-Down Conversions	8-16	5-14
Fourth-Down Conversions	0-0	3-3
Red-Zone Scores-Chances	3-4	2-3

Oklahoma

Rushing	No.	Gain	Loss	Net	TD	Lg	Avg
G.Sawchuk	14	109	2	107	1	29	7.6
T.Walker	5	25	0	25	0	10	5
J.Arnold	8	35	11	24	0	15	3

Passing	C-A-I	Yds	TD	Long	Sack
D.Gabriel	13-21-0	191	2	55	1
J.Arnold	5-9-0	33	0	16	0

Receiving	No.	Yards	TD	Long	Tgt	YAC
J.Farooq	5	53	0	16	9	6
D.Stoops	4	63	0	24	5	11
N.Anderson	3	12	1	7	9	0
J.Gibson	2	82	1	55	2	2

Punting	No.	Yds	Avg	Long	In20	TB
L.Elzinga	4	184	46	55	1	0

Punt Returns	No.	Yards	TD	Long
G.Freeman	2	1	0	1

Kick Returns	No.	Yards	TD	Long
J.Farooq	1	32	0	32

Tackles	UA-A	Total	Sacks	TFL
D.Stutsman	4-6	10	1	2
B.Bowman	6-2	8	0	1
K.Dolby	5-3	8	0	1

BYU

Rushing	No.	Gain	Loss	Net	TD	Lg	Avg
A.Robbins	22	182	0	182	0	25	8.3
J.Retzlaff	13	59	30	29	1	12	2.2
D.Smith	2	5	2	3	0	5	1.5

Passing	C-A-I	Yds	TD	Long	Sack
J.Retzlaff	15-26-1	173	2	29	1

Receiving	No.	Yards	TD	Long	Tgt	YAC
K.Epps	6	90	0	29	9	68
C.Roberts	2	45	1	23	4	8
I.Rex	2	14	1	13	3	0
D.Smith	2	10	0	5	2	11

Punting	No.	Yds	Avg	Long	In20	TB
R.Rehkwow	4	188	47	56	3	0

Punt Returns	No.	Yards	TD	Long
P.Kingston	3	27	0	31
H.Nyberg	1	6	0	6

Kick Returns	No.	Yards	TD	Long
---------------------	-----	-------	----	------

Tackles	UA-A	Total	Sacks	TFL
T.Alfrey	7-3	10	0	0
M.Tooley	3-4	7	0	0.5
C.Wakley	4-3	7	0	0

Qtr	Time	Scoring Play	V-H
1st	08:04	OKL - N.Anderson 3 yd TD PASS from D.Gabriel (PAT KICK by Z.Schmit GOOD) 7-85 3:17	7-0
1st	03:05	BYU - C.Roberts 23 yd TD PASS from J.Retzlaff (PAT KICK by W.Ferrin GOOD) 10-75 4:59	7-7
2nd	13:06	OKL - J.Gibson 27 yd TD PASS from D.Gabriel (PAT KICK by Z.Schmit GOOD) 7-52 2:16	14-7
2nd	07:49	BYU - I.Rex 1 yd TD PASS from J.Retzlaff (PAT KICK by W.Ferrin GOOD) 10-75 5:17	14-14
2nd	02:43	OKL - Z.Schmit 23 yd FG 12-71 5:06	17-14
2nd	00:00	BYU - W.Ferrin 49 yd FG 11-33 2:43	17-17
3rd	05:55	OKL - B.Bowman 100 yd TD INT RETURN (PAT KICK by Z.Schmit GOOD)	24-17
3rd	01:19	BYU - J.Retzlaff 10 yd TD RUSH (PAT KICK by W.Ferrin GOOD) 8-75 4:36	24-24
4th	07:57	OKL - G.Sawchuk 16 yd TD RUSH (PAT KICK by Z.Schmit GOOD) 3-25 0:46	31-24



2023-24 BYU Football
Game Results
All games

Team Results

	Date	Opponent		Score	Overall	Conf	Time	Attend
	09/02/2023	Sam Houston	W	14-0	1-0	0-0	3:20	59006
	09/09/2023	Southern Utah	W	41-16	2-0	0-0	3:13	60834
	09/16/2023	at Arkansas	W	38-31	3-0	0-0	3:40	74821
*	09/23/2023	at Kansas	L	27-38	3-1	0-1	3:14	47233
*	09/29/2023	Cincinnati	W	35-27	4-1	1-1	3:26	63834
*	10/14/2023	at TCU	L	11-44	4-2	1-2	3:28	44599
*	10/21/2023	Texas Tech	W	27-14	5-2	2-2	3:29	63523
*	10/28/2023	at Texas	L	6-35	5-3	2-3	3:15	101670
*	11/04/2023	at West Virginia	L	7-37	5-4	2-4	3:27	50266
*	11/11/2023	Iowa St.	L	13-45	5-5	2-5	3:10	60754
*	11/18/2023	Oklahoma	L	24-31	5-6	2-6	3:23	63714



2023-24 BYU Football
Overall Team Statistics
All games

Team Statistics

	BYU	OPP
Scoring	243	318
Points per game	22.1	28.9
Points Off Turnovers	58	79
First Downs	187	232
Rushing	64	99
Passing	106	120
Penalty	17	13
Rushing Yardage	1122	1950
Yards gained rushing	1408	2118
Yards lost rushing	286	168
Rushing attempts	323	398
Average per rush	3.5	4.9
Average per game	102.0	177.3
TDs Rushing	12	13
Passing Yardage	2268	2559
Comp-Att-Int	205-364-9	219-361-12
Average per pass	6.2	7.1
Average per catch	11.1	11.7
Average per game	206.2	232.6
TDs Passing	17	21
Total offense	3390	4509
Total plays	687	759
Average per play	4.9	5.9
Average per game	308.2	409.9
Kick returns: #-Yards	29-593	13-277
Punt returns: #-Yards	21-94	25-343
Int returns: #-Yards	12-195	9-308
Kick return average	20.4	21.3
Punt return average	4.5	13.7
Int return average	16.3	34.2
Fumbles-Lost	15-8	12-6
Penalties-Yards	58-475	84-696
Average per game	43.2	63.3
Punts-Yards	60-2923	44-1880
Average per punt	48.7	42.7
Net punt average	41.9	40.0
Kickoffs-Yards	50-3186	62-3809
Average per kick	63.7	61.4
Net kick average	40.0	38.4
Time of possession / game	28:35	31:25
3rd-down conversion	40/143	71/156
3rd-down pct	28%	46%
4rd-down conversion	12/25	7/20



**2023-24 BYU Football
Overall Team Statistics
All games**

	BYU	OPP
4rd-down pct	48%	35%
Sacks by-Yards	10-95	19-139
Misc Yards	0	0
Touchdowns scored	31	40
Field goals - attempts	9-12	13-16
On-Side kicks	0-0	0-1
Red-zone scores	(27-34) 79%	(32-40) 80%
Red-zone touchdowns	(20-34) 59%	(21-40) 53%
PAT-attempts	(28-29) 97%	(39-40) 98%
2-point conversion-attempts	(1-2) 50%	(0-0) 0%
Attendance	371665	318589
Games / Avg per game	6/61944	5/63718
Neutral site games	-	0/0

Score by Periods

Team	1st	2nd	3rd	4th	OT	TOT
BYU	69	76	56	42	0	243
Opponents	97	88	79	54	0	318



2023-24 BYU Football Combined Team Statistics All games

Team Results

	Date	Opponent		Score	Att.
	09/02/2023	Sam Houston	W	14-0	59006
	09/09/2023	Southern Utah	W	41-16	60834
	09/16/2023	at Arkansas	W	38-31	74821
*	09/23/2023	at Kansas	L	27-38	47233
*	09/29/2023	Cincinnati	W	35-27	63834
*	10/14/2023	at TCU	L	11-44	44599
*	10/21/2023	Texas Tech	W	27-14	63523
*	10/28/2023	at Texas	L	6-35	101670
*	11/04/2023	at West Virginia	L	7-37	50266
*	11/11/2023	Iowa St.	L	13-45	60754
*	11/18/2023	Oklahoma	L	24-31	63714

Rushing

Player	gp	att	gain	loss	net	avg	td	lg	avg/g
LJ Martin	9	105	525	28	497	4.7	4	55	55.2
Aidan Robbins	7	85	429	18	411	4.8	1	36	58.7
Jake Retzlaff	3	40	192	73	119	3.0	1	19	39.7
Miles Davis	5	16	79	1	78	4.9	0	13	15.6
Deion Smith	10	23	77	13	64	2.8	1	18	6.4
Keelan Marion	11	6	16	3	13	2.2	2	6	1.2
Chase Roberts	11	2	12	0	12	6.0	0	11	1.1
Darius Lassiter	9	1	5	0	5	5.0	0	5	0.6
Kody Epps	7	1	2	0	2	2.0	0	2	0.3
Enoch Nawahine	10	1	1	0	1	1.0	0	1	0.1
Ray Paulo	9	1	0	2	-2	-2.0	0	0	-0.2
Parker Kingston	11	5	9	12	-3	-0.6	0	4	-0.3
Ryan Rehkow	11	1	0	5	-5	-5.0	0	0	-0.5
Cade Fennegan	1	2	0	5	-5	-2.5	0	0	-5.0
Kedon Slovis	8	29	61	102	-41	-1.4	3	21	-5.1
Team	11	5	0	24	-24	-4.8	0	0	-2.2
Total	11	323	1408	286	1122	3.5	12	55	102.0
Opponents	11	398	2118	168	1950	4.9	13	59	177.3

Passing

Player	gp	effic	comp-att-int	pct	yds	td	lg	avg/g
Kedon Slovis	8	122.1	153-266-6	57.5	1716	12	65	214.5
Jake Retzlaff	3	98.7	49-95-3	51.6	487	3	30	162.3
Parker Kingston	11	694.6	2-2-0	100.0	63	2	37	5.7
LJ Martin	9	116.8	1-1-0	100.0	2	0	2	0.2
Total	11	119.1	205-364-9	56.3	2268	17	65	206.2
Opponents	11	132.8	219-361-12	60.7	2559	21	72	232.6

Receiving

Player	gp	no.	yds	avg	td	lg	avg/g
Chase Roberts	11	41	569	13.9	5	59	51.7
Isaac Rex	11	31	399	12.9	3	65	36.3
Darius Lassiter	9	29	365	12.6	4	47	40.6
Parker Kingston	11	19	207	10.9	1	42	18.8
Keelan Marion	11	18	201	11.2	0	37	18.3
Kody Epps	7	16	206	12.9	0	30	29.4
LJ Martin	9	11	45	4.1	1	13	5.0
Keanu Hill	7	10	118	11.8	1	25	16.9
Deion Smith	10	10	65	6.5	1	37	6.5
Aidan Robbins	7	6	36	6.0	0	12	5.1
Mason Fakahua	11	6	27	4.5	0	11	2.5
Ethan Erickson	6	2	24	12.0	0	19	4.0
Talmage Gunther	10	1	3	3.0	0	3	0.3
Miles Davis	5	1	-7	-7.0	0	0	-1.4
Kedon Slovis	8	1	2	2.0	0	2	0.3
Mata'ava Ta'ase	11	1	4	4.0	0	4	0.4
Ray Paulo	9	1	-1	-1.0	0	0	-0.1
Jojo Phillips	3	1	5	5.0	1	5	1.7
Total	11	205	2268	11.1	17	65	206.2
Opponents	11	219	2559	11.7	21	72	232.6

Game Records

Record	Overall	Home	Away	Neutral
ALL GAMES	5-6	4-2	1-4	0-0
CONFERENCE	2-6	2-2	0-4	0-0
NON-CONFERENCE	3-0	2-0	1-0	0-0

Team Statistics

	BYU	OPP
First Downs	187	232
Rushing	64	99
Passing	106	120
Penalty	17	13
Rushing Yardage	1122	1950
Rushing attempts	323	398
Average per rush	3.5	4.9
Average per game	102.0	177.3
TDs Rushing	12	13
Passing Yardage	2268	2559
Comp-Att-Int	205-364-9	219-361-12
Average per pass	6.2	7.1
Average per catch	11.1	11.7
Average per game	206.2	232.6
TDs Passing	17	21
Total offense	3390	4509
Average per play	4.9	5.9
Average per game	308.2	409.9
Kick returns: #-Yards	29-593	13-277
Punt returns: #-Yards	21-94	25-343
Int returns: #-Yards	12-195	9-308
Fumbles-Lost	15-8	12-6
Penalties-Yards	58-475	84-696
Punts-Avg	60-48.7	44-42.7
Time of possession / game	28:35	31:25
3rd-down conversion	40/143	71/156
4rd-down conversion	12/25	7/20
PAT-attempts	(28-29) 97%	(39-40) 98%
2-point conversion-attempts	(1-2) 50%	(0-0) 0%

Interceptions

Player	no.	yds	avg	td	lg
Jakob Robinson	4	74	18.5	1	42
Eddie Heckard	3	55	18.3	0	38
Max Tooley	1	24	24.0	0	24
Kamden Garrett	1	0	0.0	0	0
Crew Wakley	1	20	20.0	0	20
Ethan Slade	1	22	22.0	0	22
Siale Esera	1	0	0.0	0	0
Total	12	195	16.3	1	42
Opponents	9	308	34.2	3	100



2023-24 BYU Football Combined Team Statistics All games

Field Goals

Player	fg	pct.	01-19	20-29	30-39	40-49	50-99	lg	blk
Will Ferrin	9-12	75.0	0-0	1-1	4-4	4-5	0-2	49	0
Opponents	13-16	81.3	0-0	7-8	3-3	3-5	0-0	47	0

Scoring

Player	td	fg	PAT						dpx	saf	pts
			kick	rush	rcv	pass					
Will Ferrin	-	9-12	28-29	-	-	-	-	-	-	55	
Chase Roberts	5	-	-	-	1	-	-	-	-	32	
LJ Martin	5	-	-	-	-	-	-	-	-	30	
Darius Lassiter	4	-	-	-	-	-	-	-	-	24	
Isaac Rex	3	-	-	-	-	-	-	-	-	18	
Kedon Slovis	3	-	-	-	-	1	-	-	-	18	
Deion Smith	2	-	-	-	-	-	-	-	-	12	
Keelan Marion	2	-	-	-	-	-	-	-	-	12	
Keanu Hill	1	-	-	-	-	-	-	-	-	6	
Eddie Heckard	1	-	-	-	-	-	-	-	-	6	
Aidan Robbins	1	-	-	-	-	-	-	-	-	6	
Jakob Robinson	1	-	-	-	-	-	-	-	-	6	
Parker Kingston	1	-	-	-	-	-	-	-	-	6	
Jake Retzlaff	1	-	-	-	-	-	-	-	-	6	
Jojo Phillips	1	-	-	-	-	-	-	-	-	6	
Total	31	9-12	28-29	0	1	1	0	0	0	243	
Opponents	40	13-16	39-40	0	0	0	0	0	0	318	

Score by Periods

Team	1st	2nd	3rd	4th	OT	TOT
BYU	69	76	56	42	0	243
Opponents	97	88	79	54	0	318

Punting

Player	no.	yds	avg	lg	tb	fc	i20	50+	blk
Ryan Rehkow	60	2923	48.7	70	4	13	21	29	0
Total	60	2923	48.7	70	4	13	21	29	0
Opponents	44	1880	42.7	64	2	12	16	9	1

Punt Returns

Player	no.	yds	avg	td	lg
Hobbs Nyberg	11	41	3.7	0	14
Parker Kingston	10	53	5.3	0	31
Total	21	94	4.5	0	31
Opponents	25	343	13.7	2	88

Kick Returns

Player	no.	yds	avg	td	lg
Keelan Marion	18	374	20.8	0	40
Parker Kingston	6	164	27.3	0	46
Hobbs Nyberg	2	44	22.0	0	29
Ray Paulo	2	11	5.5	0	12
Chase Roberts	1	0	0.0	0	0
Total	29	593	20.4	0	46
Opponents	13	277	21.3	0	33

All Purpose

Player	g	rush	rcv	pr	kr	ir	total	avg/g
Keelan Marion	11	13	201	0	374	0	588	53.5
Chase Roberts	11	12	569	0	0	0	581	52.8
LJ Martin	9	497	45	0	0	0	542	60.2
Aidan Robbins	7	411	36	0	0	0	447	63.9
Parker Kingston	11	-3	207	53	164	0	421	38.3
Isaac Rex	11	0	399	0	0	0	399	36.3
Darius Lassiter	9	5	365	0	0	0	370	41.1
Kody Epps	7	2	206	0	0	0	208	29.7
Deion Smith	10	64	65	0	0	0	129	12.9
Jake Retzlaff	3	119	0	0	0	0	119	39.7
Keanu Hill	7	0	118	0	0	0	118	16.9
Hobbs Nyberg	11	0	0	41	44	0	85	7.7
Jakob Robinson	11	0	0	0	0	74	74	6.7
Miles Davis	5	78	-7	0	0	0	71	14.2
Eddie Heckard	11	0	0	0	0	55	55	5.0
Mason Fakahua	11	0	27	0	0	0	27	2.5
Max Tooley	11	0	0	0	0	24	24	2.2
Ethan Erickson	6	0	24	0	0	0	24	4.0
Ethan Slade	11	0	0	0	0	22	22	2.0
Crew Wakley	11	0	0	0	0	20	20	1.8
Ray Paulo	9	-2	-1	0	11	0	8	0.9
Jojo Phillips	3	0	5	0	0	0	5	1.7
Mata'ava Ta'ase	11	0	4	0	0	0	4	0.4
Talmage Gunther	10	0	3	0	0	0	3	0.3
Enoch Nawahine	10	1	0	0	0	0	1	0.1
Ryan Rehkow	11	-5	0	0	0	0	-5	-0.5
Cade Fennegan	1	-5	0	0	0	0	-5	-5.0
Kedon Slovis	8	-41	2	0	0	0	-39	-4.9
Total	11	1122	2268	94	593	195	4272	388.4
Opponents	11	1950	2559	343	277	308	5437	494.3

Total Offense

Player	g	plays	rush	pass	total	avg/g
Kedon Slovis	8	295	-41	1716	1675	209.4
Jake Retzlaff	3	135	119	487	606	202.0
LJ Martin	9	106	497	2	499	55.4
Aidan Robbins	7	85	411	0	411	58.7
Miles Davis	5	16	78	0	78	15.6
Deion Smith	10	23	64	0	64	6.4
Parker Kingston	11	7	-3	63	60	5.5
Keelan Marion	11	6	13	0	13	1.2
Chase Roberts	11	2	12	0	12	1.1
Darius Lassiter	9	1	5	0	5	0.6
Kody Epps	7	1	2	0	2	0.3
Enoch Nawahine	10	1	1	0	1	0.1
Ray Paulo	9	1	-2	0	-2	-0.2
Ryan Rehkow	11	1	-5	0	-5	-0.5
Cade Fennegan	1	2	-5	0	-5	-5.0
Total	11	687	1122	2268	3390	308.2
Opponents	11	759	1950	2559	4509	409.9



**2023-24 BYU Football
Combined Team Statistics
All games**

Team Defense

##	Player	gp	Tackles				tfl/yds	Sacks no-yds	Pass defense			Fumbles		blkd	
			ua	a	tot				int-yds	brup	qbh	fr-yds	ff	kick	saf
31	Max Tooley	11	46	35	81	5-15	1-7	1-24	1	.	.	.	1	.	.
10	AJ Vongphachanh	11	27	43	70	5.5-17	.	.	.	5
26	Ethan Slade	11	35	25	60	1.5-1	.	1-22	3
0	Jakob Robinson	11	35	19	54	.	.	4-74	7
92	Tyler Batty	11	26	25	51	7.5-44	4.5-41	.	.	8	1-0	2	.	.	.
38	Crew Wakley	11	28	22	50	3.5-5	.	1-20	6	1
5	Eddie Heckard	11	23	19	42	4.5-9	1-4	3-55	5	.	1-0	2	.	.	.
2	Ben Bywater	4	15	17	32	3-18	1-12	.	1	2
11	Harrison Taggart	11	14	14	28	0.5-1	.	.	.	1	.	.	1	.	.
13	Isaiah Bagnah	11	12	15	27	1.5-18	1-18	.	1	1	1-0	1	.	.	.
93	Blake Mangelson	11	9	16	25	2.5-8	0.5-4	.	2	1
7	Kamden Garrett	10	12	11	23	1-2	.	1-0	4
28	Tanner Wall	5	8	14	22
33	Raider Damuni	10	9	11	20	.	.	.	1
54	Siale Esera	5	6	13	19	1-1	.	1-0
91	Jackson Cravens	11	5	13	18	4-13	1-9	.	3
27	Preston Rex	8	11	6	17	1
62	Atunaisa Mahe	10	.	11	11	1.5-1	.	.	1	2
25	Talan Alfrey	2	7	4	11
95	Caden Haws	8	2	8	10	1.5-1
20	Jacob Boren	11	9	1	10
4	Caleb Christensen	9	5	2	7	1.5-2
59	Logan Lutui	9	2	5	7	0.5-0
32	Marcus McKenzie	6	7	.	7	1-0
94	John Nelson	7	2	4	6	0.5-1	.	.	2	2
19	Mory Bamba	7	4	2	6	.	.	.	1
90	David Latu	11	3	3	6
3	Chaz Ah You	3	2	2	4	1
12	Malik Moore	6	1	2	3	.	.	.	1
41	Sione Moa	7	3	.	3
99	Joshua Singh	5	3	.	3	1-2
15	Chika Eburnoha	6	2	1	3
96	Bruce Mitchell	3	.	3	3
46	John Henry Daley	3	2	1	3
18	Ace Kaufusi	11	2	1	3
16	Isaiah Glasker	7	1	2	3
61	Weylin Lapuaho	9	2	.	2
36	Evan Johnson	4	.	2	2
48	Bodie Schoonover	8	.	2	2	0.5-0
22	Ammon Hannemann	2	.	1	1
83	Isaac Rex	11	1	.	1
84	Austin Riggs	11	.	1	1	1-0
10	Kedon Slovis	8	1	.	1
56	Nuu Sellesin	2	.	1	1
17	Keelan Marion	11	1	.	1
5	Darius Lassiter	9	1	.	1
82	Parker Kingston	11	.	1	1
58	Aisea Moa	3	1	.	1
21	Enoch Nawahine	10	1	.	1
29	Jayden Dunlap	2	1	.	1
80	Koa Eldredge	9	1	.	1
13	Jojo Phillips	3	1	.	1
24	Ryan Rehkow	11	1-0
Totals		11	389	378	767	48-159	10-95	12-195	39	25	6-0	6	1	0	0
Opponents		11	359	290	649	69-270	19-139	9-308	52	53	8-29	10	0	0	0



2023-24 BYU Football
Individual Statistics
All games

Rushing

Player	gp	att	gain	loss	net	avg	td	lg	avg/g
LJ Martin	9	105	525	28	497	4.7	4	55	55.2
Aidan Robbins	7	85	429	18	411	4.8	1	36	58.7
Jake Retzlaff	3	40	192	73	119	3.0	1	19	39.7
Miles Davis	5	16	79	1	78	4.9	0	13	15.6
Deion Smith	10	23	77	13	64	2.8	1	18	6.4
Keelan Marion	11	6	16	3	13	2.2	2	6	1.2
Chase Roberts	11	2	12	0	12	6.0	0	11	1.1
Darius Lassiter	9	1	5	0	5	5.0	0	5	0.6
Kody Epps	7	1	2	0	2	2.0	0	2	0.3
Enoch Nawahine	10	1	1	0	1	1.0	0	1	0.1
Ray Paulo	9	1	0	2	-2	-2.0	0	0	-0.2
Parker Kingston	11	5	9	12	-3	-0.6	0	4	-0.3
Ryan Rehkow	11	1	0	5	-5	-5.0	0	0	-0.5
Cade Fennegan	1	2	0	5	-5	-2.5	0	0	-5.0
Kedon Slovis	8	29	61	102	-41	-1.4	3	21	-5.1
Team	11	5	0	24	-24	-4.8	0	0	-2.2
Total	11	323	1408	286	1122	3.5	12	55	102.0
Opponents	11	398	2118	168	1950	4.9	13	59	177.3

Punt Returns

Player	no.	yds	avg	td	lg
Parker Kingston	10	53	5.3	0	31
Hobbs Nyberg	11	41	3.7	0	14
Total	21	94	4.5	0	31
Opponents	25	343	13.7	2	88

Interceptions

Player	no.	yds	avg	td	lg
Jakob Robinson	4	74	18.5	1	42
Eddie Heckard	3	55	18.3	0	38
Max Tooley	1	24	24.0	0	24
Kamden Garrett	1	0	0.0	0	0
Crew Wakley	1	20	20.0	0	20
Ethan Slade	1	22	22.0	0	22
Siale Esera	1	0	0.0	0	0
Total	12	195	16.3	1	42
Opponents	9	308	34.2	3	100

Passing

Player	gp	effic	comp-att-int	pct	yds	td	lg	avg/g
Kedon Slovis	8	122.1	153-266-6	57.5	1716	12	65	214.5
Jake Retzlaff	3	98.7	49-95-3	51.6	487	3	30	162.3
Parker Kingston	11	694.6	2-2-0	100.0	63	2	37	5.7
LJ Martin	9	116.8	1-1-0	100.0	2	0	2	0.2
Total	11	119.1	205-364-9	56.3	2268	17	65	206.2
Opponents	11	132.8	219-361-12	60.7	2559	21	72	232.6

Kick Returns

Player	no.	yds	avg	td	lg
Keelan Marion	18	374	20.8	0	40
Parker Kingston	6	164	27.3	0	46
Hobbs Nyberg	2	44	22.0	0	29
Ray Paulo	2	11	5.5	0	12
Chase Roberts	1	0	0.0	0	0
Total	29	593	20.4	0	46
Opponents	13	277	21.3	0	33

Receiving

Player	gp	no.	yds	avg	td	lg	avg/g
Chase Roberts	11	41	569	13.9	5	59	51.7
Isaac Rex	11	31	399	12.9	3	65	36.3
Darius Lassiter	9	29	365	12.6	4	47	40.6
Parker Kingston	11	19	207	10.9	1	42	18.8
Keelan Marion	11	18	201	11.2	0	37	18.3
Kody Epps	7	16	206	12.9	0	30	29.4
LJ Martin	9	11	45	4.1	1	13	5.0
Keanu Hill	7	10	118	11.8	1	25	16.9
Deion Smith	10	10	65	6.5	1	37	6.5
Aidan Robbins	7	6	36	6.0	0	12	5.1
Mason Fakahua	11	6	27	4.5	0	11	2.5
Ethan Erickson	6	2	24	12.0	0	19	4.0
Talmage Gunther	10	1	3	3.0	0	3	0.3
Miles Davis	5	1	-7	-7.0	0	0	-1.4
Kedon Slovis	8	1	2	2.0	0	2	0.3
Mata'ava Ta'ase	11	1	4	4.0	0	4	0.4
Ray Paulo	9	1	-1	-1.0	0	0	-0.1
Jojo Phillips	3	1	5	5.0	1	5	1.7
Total	11	205	2268	11.1	17	65	206.2
Opponents	11	219	2559	11.7	21	72	232.6

Fumble Returns

Player	no.	yds	avg	td	lg
Eddie Heckard	1	0	0.0	1	0
Isaiah Bagnah	1	0	0.0	0	0
Ryan Rehkow	1	0	0.0	0	0
Austin Riggs	1	0	0.0	0	0
Tyler Batty	1	0	0.0	0	0
Marcus McKenzie	1	0	0.0	0	0
Total	6	0	0.0	1	0
Opponents	8	29	3.6	1	22



**2023-24 BYU Football
Individual Statistics
All games**

Scoring

Player	td	fg	PAT						pts
			kick	rush	rcv	pass	dxp	saf	
Will Ferrin	-	9-12	28-29	-	-	-	-	-	55
Chase Roberts	5	-	-	-	1	-	-	-	32
LJ Martin	5	-	-	-	-	-	-	-	30
Darius Lassiter	4	-	-	-	-	-	-	-	24
Isaac Rex	3	-	-	-	-	-	-	-	18
Kedon Slovis	3	-	-	-	-	1	-	-	18
Deion Smith	2	-	-	-	-	-	-	-	12
Keelan Marion	2	-	-	-	-	-	-	-	12
Keanu Hill	1	-	-	-	-	-	-	-	6
Eddie Heckard	1	-	-	-	-	-	-	-	6
Aidan Robbins	1	-	-	-	-	-	-	-	6
Jakob Robinson	1	-	-	-	-	-	-	-	6
Parker Kingston	1	-	-	-	-	-	-	-	6
Jake Retzlaff	1	-	-	-	-	-	-	-	6
Jojo Phillips	1	-	-	-	-	-	-	-	6
Total	31	9-12	28-29	0	1	1	0	0	243
Opponents	40	13-16	39-40	0	0	0	0	0	318

Total Offense

Player	g	plays	rush	pass	total	avg/g
Kedon Slovis	8	295	-41	1716	1675	209.4
Jake Retzlaff	3	135	119	487	606	202.0
LJ Martin	9	106	497	2	499	55.4
Aidan Robbins	7	85	411	0	411	58.7
Miles Davis	5	16	78	0	78	15.6
Deion Smith	10	23	64	0	64	6.4
Parker Kingston	11	7	-3	63	60	5.5
Keelan Marion	11	6	13	0	13	1.2
Chase Roberts	11	2	12	0	12	1.1
Darius Lassiter	9	1	5	0	5	0.6
Kody Epps	7	1	2	0	2	0.3
Enoch Nawahine	10	1	1	0	1	0.1
Ray Paulo	9	1	-2	0	-2	-0.2
Ryan Rehow	11	1	-5	0	-5	-0.5
Cade Fennegan	1	2	-5	0	-5	-5.0
Team	11	0	-24	0	-24	-2.2
Total	11	687	1122	2268	3390	308.2
Opponents	11	759	1950	2559	4509	409.9

Field Goals

Player	fg	pct.	01-19	20-29	30-39	40-49	50-99	lg	blk
Will Ferrin	9-12	75.0	0-0	1-1	4-4	4-5	0-2	49	0
Opponents	13-16	81.3	0-0	7-8	3-3	3-5	0-0	47	0

Punting

Player	no.	yds	avg	lg	tb	fc	i20	50+	blk
Ryan Rehow	60	2923	48.7	70	4	13	21	29	0
Total	60	2923	48.7	70	4	13	21	29	0
Opponents	44	1880	42.7	64	2	12	16	9	1

FG Sequence

Team Name	BYU	Opponents
Sam Houston		
Arkansas	(43),50	(26),49
Kansas	(33),(34)	(23)
Cincinnati	44	(33),(22)
TCU	(46)	(40),(35),(47)
Texas Tech	(35),(41)	
Texas	(24),(32)	
West Virginia	50	(46),(22),(23)
Oklahoma	(49)	(23),28
Southern Utah		(29),45
Iowa St.		(31)

Kickoffs

Player	no.	yds	avg	tb	ob	retn	net	ydl
Will Ferrin	50	3186	63.7	34	1			
Total	50	3186	63.7	34	1	13	40	25
Opponents	62	3809	61.4	26	3	29	38.4	26

Numbers in (parentheses) indicate field goal was made



2023-24 BYU Football
Individual Statistics
All games

All Purpose

Player	g	rush	rcv	pr	kr	ir	total	avg/g
Keelan Marion	11	13	201	0	374	0	588	53.5
Chase Roberts	11	12	569	0	0	0	581	52.8
LJ Martin	9	497	45	0	0	0	542	60.2
Aidan Robbins	7	411	36	0	0	0	447	63.9
Parker Kingston	11	-3	207	53	164	0	421	38.3
Isaac Rex	11	0	399	0	0	0	399	36.3
Darius Lassiter	9	5	365	0	0	0	370	41.1
Kody Epps	7	2	206	0	0	0	208	29.7
Deion Smith	10	64	65	0	0	0	129	12.9
Jake Retzlaff	3	119	0	0	0	0	119	39.7
Keanu Hill	7	0	118	0	0	0	118	16.9
Hobbs Nyberg	11	0	0	41	44	0	85	7.7
Jakob Robinson	11	0	0	0	0	74	74	6.7
Miles Davis	5	78	-7	0	0	0	71	14.2
Eddie Heckard	11	0	0	0	0	55	55	5.0
Mason Fakahua	11	0	27	0	0	0	27	2.5
Max Tooley	11	0	0	0	0	24	24	2.2
Ethan Erickson	6	0	24	0	0	0	24	4.0
Ethan Slade	11	0	0	0	0	22	22	2.0
Crew Wakley	11	0	0	0	0	20	20	1.8
Ray Paulo	9	-2	-1	0	11	0	8	0.9
Jojo Phillips	3	0	5	0	0	0	5	1.7
Mata'ava Ta'ase	11	0	4	0	0	0	4	0.4
Talmage Gunther	10	0	3	0	0	0	3	0.3
Enoch Nawahine	10	1	0	0	0	0	1	0.1
Ryan Rehkow	11	-5	0	0	0	0	-5	-0.5
Cade Fennegan	1	-5	0	0	0	0	-5	-5.0
Kedon Slovis	8	-41	2	0	0	0	-39	-4.9
Team	11	-24	0	0	0	0	-24	-2.2
Total	11	1122	2268	94	593	195	4272	388.4
Opponents	11	1950	2559	343	277	308	5437	494.3



**2023-24 BYU Football
Overall Defense Statistics
All games**

Team Defense

##	Player	gp	Tackles				Sacks	Pass defense			Fumbles		blkd	
			ua	a	tot	tfl/yds		no-yds	int-yds	brup	qbh	fr-yds	ff	kick
31	Max Tooley	11	46	35	81	5-15	1-7	1-24	1	.	.	1	.	.
10	AJ Vongphachanh	11	27	43	70	5.5-17	.	.	.	5
26	Ethan Slade	11	35	25	60	1.5-1	.	1-22	3
0	Jakob Robinson	11	35	19	54	.	.	4-74	7
92	Tyler Batty	11	26	25	51	7.5-44	4.5-41	.	.	8	1-0	2	.	.
38	Crew Wakley	11	28	22	50	3.5-5	.	1-20	6	1
5	Eddie Heckard	11	23	19	42	4.5-9	1-4	3-55	5	.	1-0	2	.	.
2	Ben Bywater	4	15	17	32	3-18	1-12	.	1	2
11	Harrison Taggart	11	14	14	28	0.5-1	.	.	.	1	.	.	1	.
13	Isaiah Bagnah	11	12	15	27	1.5-18	1-18	.	1	1	1-0	1	.	.
93	Blake Mangelson	11	9	16	25	2.5-8	0.5-4	.	2	1
7	Kamden Garrett	10	12	11	23	1-2	.	1-0	4
28	Tanner Wall	5	8	14	22
33	Raider Damuni	10	9	11	20	.	.	.	1
54	Siale Esera	5	6	13	19	1-1	.	1-0
91	Jackson Cravens	11	5	13	18	4-13	1-9	.	3
27	Preston Rex	8	11	6	17	1
62	Atunaisa Mahe	10	.	11	11	1.5-1	.	.	1	2
25	Talan Alfrey	2	7	4	11
20	Jacob Boren	11	9	1	10
95	Caden Haws	8	2	8	10	1.5-1
32	Marcus McKenzie	6	7	.	7	1-0	.	.	.
59	Logan Lutui	9	2	5	7	0.5-0
4	Caleb Christensen	9	5	2	7	1.5-2
90	David Latu	11	3	3	6
19	Mory Bamba	7	4	2	6	.	.	.	1
94	John Nelson	7	2	4	6	0.5-1	.	.	2	2
3	Chaz Ah You	3	2	2	4	1
15	Chika Eburno	6	2	1	3
41	Sione Moa	7	3	.	3
99	Joshua Singh	5	3	.	3	1-2
96	Bruce Mitchell	3	.	3	3
46	John Henry Daley	3	2	1	3
16	Isaiah Glasker	7	1	2	3
18	Ace Kaufusi	11	2	1	3
12	Malik Moore	6	1	2	3	.	.	.	1
48	Bodie Schoonover	8	.	2	2	0.5-0
61	Weylin Lapuaho	9	2	.	2
36	Evan Johnson	4	.	2	2
56	Nuu Sellesin	2	.	1	1
84	Austin Riggs	11	.	1	1	1-0	.	.	.



2023-24 BYU Football
Overall Defense Statistics
All games

##	Player	gp	Tackles			Sacks	Pass defense			Fumbles		blkd		
			ua	a	tot		tfl/yds	no-yds	int-yds	brup	qbh	fr-yds	ff	kick
22	Ammon Hannemann	2	.	1	1	
5	Darius Lassiter	9	1	.	1	
29	Jayden Dunlap	2	1	.	1	
82	Parker Kingston	11	.	1	1	
13	Jojo Phillips	3	1	.	1	
83	Isaac Rex	11	1	.	1	
21	Enoch Nawahine	10	1	.	1	
17	Keelan Marion	11	1	.	1	
80	Koa Eldredge	9	1	.	1	
58	Aisea Moa	3	1	.	1	
10	Kedon Slovis	8	1	.	1	
24	Ryan Rehkow	11	1-0	.	.	
Totals		11	389	378	767	48-159	10-95	12-195	39	25	6-0	6	1	0
Opponents		11	359	290	649	69-270	19-139	9-308	52	53	8-29	10	0	0



2023-24 BYU Football
Team Game-by-Game
All games

Date	Opponent	Rushing				Receiving				Passing				Kick Returns				Punt Returns				tot off
		no.	yds	td	lg	no.	yds	td	lg	cmp-att-int	yds	td	lg	no.	yds	td	lg	no.	yds	td	lg	
09/02/2023	Sam Houston	34	112	2	21	20	145	0	18	20-33-0	145	0	18	1	21	0	21	5	22	0	14	257
09/09/2023	Southern Utah	23	46	2	17	22	348	4	65	22-32-1	348	4	65	3	87	0	41	1	0	0	0	394
09/16/2023	at Arkansas	31	77	2	45	14	204	3	37	14-26-0	204	3	37	2	56	0	46	2	11	0	7	281
09/23/2023	at Kansas	22	9	1	7	30	357	2	50	30-51-2	357	2	50	1	25	0	25	0	0	0	0	366
09/29/2023	Cincinnati	28	70	2	29	14	225	2	59	14-25-0	225	2	59	2	18	0	18	1	-1	0	0	295
10/14/2023	at TCU	32	91	1	19	15	152	0	42	15-34-1	152	0	42	4	91	0	40	1	0	0	0	243
10/21/2023	Texas Tech	30	150	0	55	15	127	2	32	15-27-0	127	2	32	1	6	0	6	1	-3	0	0	277
10/28/2023	at Texas	26	95	0	21	25	197	0	47	25-40-2	197	0	47	5	105	0	38	2	18	0	12	292
11/04/2023	at West Virginia	21	67	1	10	24	210	0	23	24-42-0	210	0	23	5	104	0	31	0	0	0	0	277
11/11/2023	Iowa St.	38	188	0	36	11	130	2	30	11-28-2	130	2	30	5	80	0	37	4	8	0	3	318
11/18/2023	Oklahoma	38	217	1	25	15	173	2	29	15-26-1	173	2	29	0	0	0	0	4	39	0	31	390
BYU		323	1122	12	55	205	2268	17	65	205-364-9	2268	17	65	29	593	0	46	21	94	0	31	3390
Opponents		398	1950	13	59	219	2559	21	72	219-361-12	2559	21	72	13	277	0	33	25	343	2	88	4509

BYU Averages

Games	Avg/ rush	Avg/ catch	Pass effic	KR avg	PR avg	All purpose avg/game	Total offense avg/game
11	3.5	11.1	119.1	20.4	4.5	388.4	308.2

Date	Opponent	Tackles			Sacks no-yds	Fumble ff fr-yds	Pass Defense			blkd kick	PAT attempts			off				
		ua	a total	tfl-yds			int-yds	qbh	brup		kick	rush	rcv	saf	t/o	pts		
09/02/2023	Sam Houston	24	36	60	6.0-21	1-12	0	0-0	3-0	7	4	0	2-2	0	0	0	7	14
09/09/2023	Southern Utah	29	28	57	4.0-4	0-0	0	1-0	1-0	7	3	1	5-6	0	0	0	14	41
09/16/2023	at Arkansas	31	50	81	6.0-30	4-25	2	1-0	1-24	1	3	0	5-5	0	0	0	7	38
09/23/2023	at Kansas	43	10	53	4.0-18	1-12	0	0-0	0-0	0	2	0	3-3	0	0	0	0	27
09/29/2023	Cincinnati	38	54	92	2.0-11	1-10	0	1-0	1-42	1	3	0	5-5	0	0	0	14	35
10/14/2023	at TCU	53	14	67	1.0-1	0-0	0	0-0	2-17	2	5	0	0-0	0	1	0	0	11
10/21/2023	Texas Tech	43	34	77	3.0-5	0-0	1	2-0	3-92	3	5	0	3-3	0	0	0	13	27
10/28/2023	at Texas	28	42	70	7.0-26	1-18	2	1-0	1-20	1	6	0	0-0	0	0	0	3	6
11/04/2023	at West Virginia	40	36	76	4.0-5	0-0	0	0-0	0-0	1	2	0	1-1	0	0	0	0	7
11/11/2023	Iowa St.	33	34	67	5.0-13	1-9	0	0-0	0-0	1	2	0	1-1	0	0	0	0	13
11/18/2023	Oklahoma	27	40	67	6.0-25	1-9	1	0-0	0-0	1	4	0	3-3	0	0	0	0	24
BYU		389	378	767	48.0-159	10-95	6	6-0	12-195	25	39	1	28-29	0	1	0	58	243
Opponents		359	290	649	69.0-270	19-139	10	8-29	9-308	53	52	0	39-40	0	0	0	79	318

Date	Opponent	Punting								Field Goals			Kickoffs					
		no.	yds	avg	long	blkd	tb	fc	50+	i20	md-att	long	blkd	no.	yds	avg	tb	ob
09/02/2023	Sam Houston	9	479	53.2	65	0	1	2	7	4	0-0	0	0	3	194	64.7	2	1
09/09/2023	Southern Utah	5	235	47.0	64	0	0	0	1	2	0-0	0	0	7	455	65.0	7	0
09/16/2023	at Arkansas	7	318	45.4	54	0	0	2	3	1	1-2	43	0	7	452	64.6	4	0
09/23/2023	at Kansas	1	35	35.0	35	0	0	0	0	0	2-2	34	0	6	360	60.0	3	0
09/29/2023	Cincinnati	6	306	51.0	66	0	2	1	3	3	0-1	0	0	6	390	65.0	6	0
10/14/2023	at TCU	7	313	44.7	60	0	0	0	3	2	1-1	46	0	3	192	64.0	0	0
10/21/2023	Texas Tech	8	424	53.0	70	0	0	1	4	3	2-2	41	0	6	390	65.0	4	0
10/28/2023	at Texas	5	226	45.2	55	0	0	1	3	0	2-2	32	0	3	195	65.0	2	0
11/04/2023	at West Virginia	4	181	45.3	50	0	0	4	1	3	0-1	0	0	2	103	51.5	1	0
11/11/2023	Iowa St.	4	218	54.5	61	0	1	0	3	0	0-0	0	0	3	195	65.0	3	0
11/18/2023	Oklahoma	4	188	47.0	56	0	0	2	1	3	1-1	49	0	4	260	65.0	2	0
BYU		60	2923	48.7	70	0	4	13	29	21	9-12	49	0	50	3186	63.7	34	1
Opponents		44	1880	42.7	64	1	2	12	9	16	13-16	47	0	62	3809	61.4	26	3



**2023-24 BYU Football
Opponents Game-by-Game
All games**

Date	Opponent	Rushing				Receiving				Passing				Kick Returns				Punt Returns				tot off
		no.	yds	td	lg	no.	yds	td	lg	cmp-att-int	yds	td	lg	no.	yds	td	lg	no.	yds	td	lg	
09/02/2023	Sam Houston	24	38	0	8	18	147	0	24	18-33-3	147	0	24	0	0	0	0	4	17	0	10	185
09/09/2023	Southern Utah	27	84	1	16	17	262	1	33	17-33-1	262	1	33	0	0	0	0	4	-4	0	3	346
09/16/2023	at Arkansas	39	177	2	55	24	247	1	30	24-35-1	247	1	30	3	74	0	29	3	95	1	88	424
09/23/2023	at Kansas	37	221	0	24	14	130	3	24	14-19-0	130	3	24	3	47	0	19	1	13	0	13	351
09/29/2023	Cincinnati	47	242	0	20	23	256	3	31	23-37-1	256	3	31	0	0	0	0	2	2	0	12	498
10/14/2023	at TCU	27	137	0	26	38	447	4	42	38-59-2	447	4	42	3	50	0	19	1	2	0	2	584
10/21/2023	Texas Tech	43	153	1	20	19	236	1	72	19-37-3	236	1	72	2	53	0	33	4	83	0	35	389
10/28/2023	at Texas	35	184	2	38	16	170	2	30	16-25-1	170	2	30	1	21	0	21	2	89	1	74	354
11/04/2023	at West Virginia	48	336	2	32	16	231	2	43	16-28-0	231	2	43	0	0	0	0	0	0	0	0	567
11/11/2023	Iowa St.	37	234	4	59	16	209	2	66	16-25-0	209	2	66	0	0	0	0	2	45	0	33	443
11/18/2023	Oklahoma	34	144	1	29	18	224	2	55	18-30-0	224	2	55	1	32	0	32	2	1	0	1	368
Opponents		398	1950	13	59	219	2559	21	72	219-361-12	2559	21	72	13	277	0	33	25	343	2	88	4509
BYU		323	1122	12	55	205	2268	17	65	205-364-9	2268	17	65	29	593	0	46	21	94	0	31	3390

Opponents Averages

Games	Avg/ rush	Avg/ catch	Pass effic	KR avg	PR avg	All purpose avg/game	Total offense avg/game
11	4.9	11.7	132.8	21.3	13.7	494.3	409.9

Date	Opponent	Tackles			Sacks no-yds	Fumble ff fr-yds	Pass Defense			blkd kick	PAT attempts			off			
		ua	a total	tfl-yds			int-yds	qbh	brup		kick	rush	rcv	saf	t/o	pts	
09/02/2023	Sam Houston	38	28	66	3.0-10	0-0	0	0-0	0-0	3	5	0	0-0	0	0	0	0
09/09/2023	Southern Utah	21	30	51	5.0-12	0-0	0	0-0	1-0	9	1	0	1-2	0	0	0	16
09/16/2023	at Arkansas	33	22	55	9.0-33	3-18	2	1-1	0-0	4	5	0	4-4	0	0	3	31
09/23/2023	at Kansas	41	10	51	7.0-45	3-26	2	1-22	2-54	2	9	0	5-5	0	0	21	38
09/29/2023	Cincinnati	21	30	51	7.0-12	0-0	0	0-0	0-0	5	3	0	3-3	0	0	0	27
10/14/2023	at TCU	38	14	52	5.0-25	3-23	1	1-0	1-35	5	4	0	5-5	0	0	7	44
10/21/2023	Texas Tech	29	30	59	3.0-18	1-7	0	0-0	0-0	5	3	0	2-2	0	0	0	14
10/28/2023	at Texas	35	48	83	12.0-39	2-17	1	1-0	2-85	10	6	0	5-5	0	0	21	35
11/04/2023	at West Virginia	36	20	56	8.0-40	3-22	1	1-0	0-0	4	8	0	4-4	0	0	3	37
11/11/2023	Iowa St.	36	30	66	6.0-17	3-14	2	1-6	2-34	2	6	0	6-6	0	0	10	45
11/18/2023	Oklahoma	31	28	59	4.0-19	1-12	1	2-0	1-100	4	2	0	4-4	0	0	14	31
Opponents		359	290	649	69.0-270	19-139	10	8-29	9-308	53	52	0	39-40	0	0	79	318
BYU		389	378	767	48.0-159	10-95	6	6-0	12-195	25	39	1	28-29	0	1	58	243

Date	Opponent	Punting								Field Goals			Kickoffs					
		no.	yds	avg	long	blkd	tb	fc	50+	i20	md-att	long	blkd	no.	yds	avg	tb	ob
09/02/2023	Sam Houston	10	425	42.5	60	0	1	2	1	3	0-0	0	0	1	65	65.0	0	0
09/09/2023	Southern Utah	6	205	34.2	49	1	0	1	0	2	1-2	29	0	4	257	64.3	1	0
09/16/2023	at Arkansas	6	239	39.8	54	0	0	2	2	1	1-2	26	0	5	314	62.8	3	0
09/23/2023	at Kansas	2	84	42.0	43	0	0	2	0	1	1-1	23	0	7	455	65.0	6	0
09/29/2023	Cincinnati	3	125	41.7	46	0	0	2	0	1	2-2	33	0	6	333	55.5	3	1
10/14/2023	at TCU	1	44	44.0	44	0	0	0	0	0	3-3	47	0	9	555	61.7	5	0
10/21/2023	Texas Tech	4	192	48.0	57	0	0	2	2	3	0-0	0	0	3	197	65.7	2	0
10/28/2023	at Texas	3	162	54.0	64	0	1	0	2	1	0-0	0	0	6	387	64.5	0	0
11/04/2023	at West Virginia	1	37	37.0	37	0	0	1	0	1	3-3	46	0	7	419	59.9	0	0
11/11/2023	Iowa St.	4	183	45.8	50	0	0	0	1	2	1-1	31	0	8	442	55.3	1	1
11/18/2023	Oklahoma	4	184	46.0	55	0	0	0	1	1	1-2	23	0	6	385	64.2	5	1
Opponents		44	1880	42.7	64	1	2	12	9	16	13-16	47	0	62	3809	61.4	26	3
BYU		60	2923	48.7	70	0	4	13	29	21	9-12	49	0	50	3186	63.7	34	1



2023-24 BYU Football
Team Game Highs
All games

BYU - Game Highs

RUSHES	38	Oklahoma (11/18/2023)
	38	Iowa St. (11/11/2023)
YARDS RUSHING	217	Oklahoma (11/18/2023)
YARDS PER RUSH	5.7	Oklahoma (11/18/2023)
TD RUSHES	2	Cincinnati (09/29/2023)
	2	at Arkansas (09/16/2023)
	2	Southern Utah (09/09/2023)
	2	Sam Houston (09/02/2023)
PASS ATTEMPTS	51	at Kansas (09/23/2023)
PASS COMPLETIONS	30	at Kansas (09/23/2023)
YARDS PASSING	357	at Kansas (09/23/2023)
YARDS PER PASS	10.9	Southern Utah (09/09/2023)
TD PASSES	4	Southern Utah (09/09/2023)
TOTAL PLAYS	73	at Kansas (09/23/2023)
TOTAL OFFENSE	394	Southern Utah (09/09/2023)
YARDS PER PLAY	7.2	Southern Utah (09/09/2023)
POINTS	41	Southern Utah (09/09/2023)
SACKS BY	4	at Arkansas (09/16/2023)
FIRST DOWNS	23	at Kansas (09/23/2023)
PENALTIES	10	at West Virginia (11/04/2023)
PENALTY YARDS	98	at West Virginia (11/04/2023)
TURNOVERS	3	Oklahoma (11/18/2023)
	3	Iowa St. (11/11/2023)
	3	at Texas (10/28/2023)
	3	at Kansas (09/23/2023)
PUNTS	9	Sam Houston (09/02/2023)
PUNTING AVG	54.5	Iowa St. (11/11/2023)
LONG PUNT	70	Texas Tech (10/21/2023)
PUNTS INSIDE 20	4	Sam Houston (09/02/2023)
LONG PUNT RETURN	31	Oklahoma (11/18/2023)



**2023-24 BYU Football
Opponent Match Highs
All games**

Opponent - Game Highs

RUSHES	48	at West Virginia (11/04/2023)
YARDS RUSHING	336	at West Virginia (11/04/2023)
YARDS PER RUSH	7.0	at West Virginia (11/04/2023)
TD RUSHES	4	Iowa St. (11/11/2023)
PASS ATTEMPTS	59	at TCU (10/14/2023)
PASS COMPLETIONS	38	at TCU (10/14/2023)
YARDS PASSING	447	at TCU (10/14/2023)
YARDS PER PASS	8.4	Iowa St. (11/11/2023)
TD PASSES	4	at TCU (10/14/2023)
TOTAL PLAYS	86	at TCU (10/14/2023)
TOTAL OFFENSE	584	at TCU (10/14/2023)
YARDS PER PLAY	7.5	at West Virginia (11/04/2023)
POINTS	45	Iowa St. (11/11/2023)
SACKS BY	3	Iowa St. (11/11/2023)
	3	at West Virginia (11/04/2023)
	3	at TCU (10/14/2023)
	3	at Kansas (09/23/2023)
	3	at Arkansas (09/16/2023)
FIRST DOWNS	30	at West Virginia (11/04/2023)
	30	at TCU (10/14/2023)
PENALTIES	14	at Arkansas (09/16/2023)
PENALTY YARDS	125	at Arkansas (09/16/2023)
TURNOVERS	5	Texas Tech (10/21/2023)
PUNTS	10	Sam Houston (09/02/2023)
PUNTING AVG	54.0	at Texas (10/28/2023)
LONG PUNT	64	at Texas (10/28/2023)
PUNTS INSIDE 20	3	Texas Tech (10/21/2023)
	3	Sam Houston (09/02/2023)
LONG PUNT RETURN	88	at Arkansas (09/16/2023)



**2023-24 BYU Football
Team Match Lows
All games**

BYU - Game Lows

RUSHES	21	at West Virginia (11/04/2023)
YARDS RUSHING	9	at Kansas (09/23/2023)
YARDS PER RUSH	0.4	at Kansas (09/23/2023)
TD RUSHES	0	Iowa St. (11/11/2023)
	0	at Texas (10/28/2023)
	0	Texas Tech (10/21/2023)
PASS ATTEMPTS	25	Cincinnati (09/29/2023)
PASS COMPLETIONS	11	Iowa St. (11/11/2023)
YARDS PASSING	127	Texas Tech (10/21/2023)
YARDS PER PASS	4.4	Sam Houston (09/02/2023)
TD PASSES	0	at West Virginia (11/04/2023)
	0	at Texas (10/28/2023)
	0	at TCU (10/14/2023)
	0	Sam Houston (09/02/2023)
TOTAL PLAYS	53	Cincinnati (09/29/2023)
TOTAL OFFENSE	243	at TCU (10/14/2023)
YARDS PER PLAY	3.7	at TCU (10/14/2023)
POINTS	6	at Texas (10/28/2023)
SACKS BY	0	at West Virginia (11/04/2023)
	0	Texas Tech (10/21/2023)
	0	at TCU (10/14/2023)
	0	Southern Utah (09/09/2023)
FIRST DOWNS	12	Texas Tech (10/21/2023)
	12	Sam Houston (09/02/2023)
PENALTIES	3	at Texas (10/28/2023)
	3	at Kansas (09/23/2023)
	3	Southern Utah (09/09/2023)
PENALTY YARDS	20	at Texas (10/28/2023)
INTERCEPTIONS BY	0	Oklahoma (11/18/2023)
	0	Iowa St. (11/11/2023)
	0	at West Virginia (11/04/2023)
	0	at Kansas (09/23/2023)
PUNTS	1	at Kansas (09/23/2023)
PUNTING AVG	35.0	at Kansas (09/23/2023)
LONG PUNT	35	at Kansas (09/23/2023)
PUNTS INSIDE 20	0	Iowa St. (11/11/2023)
	0	at Texas (10/28/2023)
	0	at Kansas (09/23/2023)
LONG PUNT RETURN	0	at West Virginia (11/04/2023)
	0	Texas Tech (10/21/2023)
	0	at TCU (10/14/2023)
	0	Cincinnati (09/29/2023)
	0	at Kansas (09/23/2023)
	0	Southern Utah (09/09/2023)



**2023-24 BYU Football
Opponent Match Lows
All games**

Opponent - Game Lows

RUSHES	24	Sam Houston (09/02/2023)
YARDS RUSHING	38	Sam Houston (09/02/2023)
YARDS PER RUSH	1.6	Sam Houston (09/02/2023)
TD RUSHES	0	at TCU (10/14/2023)
	0	Cincinnati (09/29/2023)
	0	at Kansas (09/23/2023)
	0	Sam Houston (09/02/2023)
PASS ATTEMPTS	19	at Kansas (09/23/2023)
PASS COMPLETIONS	14	at Kansas (09/23/2023)
YARDS PASSING	130	at Kansas (09/23/2023)
YARDS PER PASS	4.5	Sam Houston (09/02/2023)
TD PASSES	0	Sam Houston (09/02/2023)
TOTAL PLAYS	56	at Kansas (09/23/2023)
TOTAL OFFENSE	185	Sam Houston (09/02/2023)
YARDS PER PLAY	3.2	Sam Houston (09/02/2023)
POINTS	0	Sam Houston (09/02/2023)
SACKS BY	0	Cincinnati (09/29/2023)
	0	Southern Utah (09/09/2023)
	0	Sam Houston (09/02/2023)
FIRST DOWNS	10	Sam Houston (09/02/2023)
PENALTIES	5	Southern Utah (09/09/2023)
PENALTY YARDS	40	at Texas (10/28/2023)
INTERCEPTIONS BY	0	at West Virginia (11/04/2023)
	0	Texas Tech (10/21/2023)
	0	Cincinnati (09/29/2023)
	0	at Arkansas (09/16/2023)
	0	Sam Houston (09/02/2023)
PUNTS	1	at West Virginia (11/04/2023)
	1	at TCU (10/14/2023)
PUNTING AVG	34.2	Southern Utah (09/09/2023)
LONG PUNT	37	at West Virginia (11/04/2023)
PUNTS INSIDE 20	0	at TCU (10/14/2023)
LONG PUNT RETURN	0	at West Virginia (11/04/2023)



**2023-24 BYU Football
Individual Game Highs
All games**

BYU - Individual Game Highs

RUSHES	23	LJ Martin at Arkansas (09/16/2023)
YARDS RUSHING	182	Aidan Robbins vs Oklahoma (11/18/2023)
TD RUSHES	2	LJ Martin vs Cincinnati (09/29/2023)
	2	LJ Martin at Arkansas (09/16/2023)
	2	Kedon Slovis vs Sam Houston (09/02/2023)
LONG RUSH	55	LJ Martin vs Texas Tech (10/21/2023)
PASS ATTEMPTS	51	Kedon Slovis at Kansas (09/23/2023)
PASS COMPLETIONS	30	Kedon Slovis at Kansas (09/23/2023)
YARDS PASSING	357	Kedon Slovis at Kansas (09/23/2023)
TD PASSES	4	Kedon Slovis vs Southern Utah (09/09/2023)
LONG PASS	65	Kedon Slovis vs Southern Utah (09/09/2023)
RECEPTIONS	8	Darius Lassiter at Kansas (09/23/2023)
YARDS RECEIVING	131	Chase Roberts vs Cincinnati (09/29/2023)
TD RECEPTIONS	1	Chase Roberts vs Oklahoma (11/18/2023)
	1	Isaac Rex vs Oklahoma (11/18/2023)
	1	Jojo Phillips vs Iowa St. (11/11/2023)
	1	Isaac Rex vs Iowa St. (11/11/2023)
	1	Chase Roberts vs Texas Tech (10/21/2023)
	1	Darius Lassiter vs Texas Tech (10/21/2023)
	1	Darius Lassiter vs Cincinnati (09/29/2023)
	1	Chase Roberts vs Cincinnati (09/29/2023)
	1	Darius Lassiter at Kansas (09/23/2023)
	1	LJ Martin at Kansas (09/23/2023)
	1	Deion Smith at Arkansas (09/16/2023)
	1	Parker Kingston at Arkansas (09/16/2023)
	1	Chase Roberts at Arkansas (09/16/2023)
	1	Keanu Hill vs Southern Utah (09/09/2023)
	1	Chase Roberts vs Southern Utah (09/09/2023)
	1	Darius Lassiter vs Southern Utah (09/09/2023)
	1	Isaac Rex vs Southern Utah (09/09/2023)
LONG RECEPTION	65	Isaac Rex vs Southern Utah (09/09/2023)
PUNTS	9	Ryan Rehkow vs Sam Houston (09/02/2023)
PUNTING AVG	54.5	Ryan Rehkow vs Iowa St. (11/11/2023)
LONG PUNT	70	Ryan Rehkow vs Texas Tech (10/21/2023)
PUNTS INSIDE 20	4	Ryan Rehkow vs Sam Houston (09/02/2023)
LONG PUNT RETURN	31	Parker Kingston vs Oklahoma (11/18/2023)
LONG KICKOFF RETURN	46	Parker Kingston at Arkansas (09/16/2023)
TACKLES	16	Max Tooley vs Cincinnati (09/29/2023)
SACKS	1.5	Tyler Batty at Arkansas (09/16/2023)
TACKLES FOR LOSS	2	Eddie Heckard at Arkansas (09/16/2023)



**2023-24 BYU Football
Opponent Individual Match Highs
All games**

Opponent - Individual Game Highs

RUSHES	30	Tahj Brooks vs Texas Tech (10/21/2023)
YARDS RUSHING	146	Jahiem White at West Virginia (11/04/2023)
TD RUSHES	2	Abu Sama vs Iowa St. (11/11/2023)
	2	CJ Donaldson at West Virginia (11/04/2023)
	2	AJ Green at Arkansas (09/16/2023)
LONG RUSH	59	Abu Sama vs Iowa St. (11/11/2023)
PASS ATTEMPTS	58	Josh Hoover at TCU (10/14/2023)
PASS COMPLETIONS	37	Josh Hoover at TCU (10/14/2023)
YARDS PASSING	439	Josh Hoover at TCU (10/14/2023)
TD PASSES	4	Josh Hoover at TCU (10/14/2023)
LONG PASS	72	Jake Strong vs Texas Tech (10/21/2023)
RECEPTIONS	9	Andrew Armstrong at Arkansas (09/16/2023)
YARDS RECEIVING	135	Zach Mitchell vs Southern Utah (09/09/2023)
TD RECEPTIONS	2	Jaylin Noel vs Iowa St. (11/11/2023)
	2	Adonai Mitchell at Texas (10/28/2023)
	2	Chamon Metayer vs Cincinnati (09/29/2023)
	2	Luke Grimm at Kansas (09/23/2023)
LONG RECEPTION	72	Xavier White vs Texas Tech (10/21/2023)
FIELD GOALS	3	Michael Hayes at West Virginia (11/04/2023)
	3	Griffin Kell at TCU (10/14/2023)
LONG FIELD GOALS	47	Griffin Kell at TCU (10/14/2023)
PUNTS	10	Jadon Cardell vs Sam Houston (09/02/2023)
PUNTING AVG	54.0	Ryan Sanborn at Texas (10/28/2023)
LONG PUNT	64	Ryan Sanborn at Texas (10/28/2023)
PUNTS INSIDE 20	3	Austin McNamara vs Texas Tech (10/21/2023)
	3	Jadon Cardell vs Sam Houston (09/02/2023)
LONG PUNT RETURN	88	Isaiah Sategna at Arkansas (09/16/2023)
LONG KICKOFF RETURN	33	Drae McCray vs Texas Tech (10/21/2023)
TACKLES	13	Trevor Williams vs Sam Houston (09/02/2023)
SACKS	1.5	Austin Booker at Kansas (09/23/2023)
TACKLES FOR LOSS	3	Myles Cole vs Texas Tech (10/21/2023)
	3	Landon Jackson at Arkansas (09/16/2023)
INTERCEPTIONS	1	Billy Bowman vs Oklahoma (11/18/2023)
	1	Will McLaughlin vs Iowa St. (11/11/2023)
	1	Jamison Patton vs Iowa St. (11/11/2023)
	1	Michael Taaffe at Texas (10/28/2023)
	1	Terrance Brooks at Texas (10/28/2023)
	1	Millard Bradford at TCU (10/14/2023)
	1	Kenny Logan Jr. at Kansas (09/23/2023)
	1	Cobee Bryant at Kansas (09/23/2023)
	1	Quadir Lockett-Smith vs Southern Utah (09/09/2023)



**2023-24 BYU Football
Games Played
All games**

##	Player	GP-GS	SHSU	SUU	Ark	KU	UC	TCU	TTU	UT	WVU	IowaSt	OU
0	Kody Epps	7/5	XXX	XXX	START	START	START	START	START
0	Jakob Robinson	11/11	START	START	START	START	START	START	START	START	START	START	START
1	Keanu Hill	7/5	...	START	START	START	START	START	XXX	XXX
1	Micah Harper	0/0
2	Ben Bywater	4/4	START	START	START	START
2	Chase Roberts	11/10	START	START	START	START	START	START	XXX	START	START	START	START
3	Chaz Ah You	3/1	XXX	XXX	START
3	Aidan Robbins	7/6	START	START	XXX	START	START	START	START
4	Miles Davis	5/0	XXX	XXX	...	XXX	...	XXX	XXX
4	Caleb Christensen	9/0	...	XXX	XXX	XXX	XXX	XXX	...	XXX	XXX	XXX	XXX
5	Eddie Heckard	11/9	START	XXX	START	START	XXX	START	START	START	START	START	START
5	Darius Lassiter	9/8	START	START	START	START	START	START	START	START	XXX
7	Kamden Garrett	10/7	START	START	XXX	START	START	...	START	XXX	START	XXX	START
7	Hinckley Ropati	0/0
10	Kedon Slovis	8/8	START	START	START	START	START	START	START	START
10	Aj Vongphachanh	11/11	START	START	START	START	START	START	START	START	START	START	START
11	Cade Fennegan	1/0	...	XXX
11	Harrison Taggart	11/4	XXX	XXX	XXX	XXX	START	XXX	START	START	XXX	START	XXX
12	Malik Moore	6/2	START	XXX	XXX	START	XXX	XXX
12	Jake Retzlaff	3/3	START	START	START
13	Isaiah Bagnah	11/8	START	START	START	START	START	START	XXX	XXX	START	START	XXX
13	Jojo Phillips	3/0	...	XXX	XXX	XXX	...
15	Nick Billoups	0/0
15	Chika Eburnoha	6/0	...	XXX	XXX	XXX	XXX	XXX	XXX
16	Cole Hagen	0/0
16	Isaiah Glasker	7/0	XXX	...	XXX	XXX	XXX	XXX	XXX	XXX
17	Keelan Marion	11/4	START	XXX	XXX	XXX	XXX	XXX	START	XXX	START	START	XXX
18	Ryder Burton	0/0
18	Ace Kaufusi	11/0	XXX	XXX	XXX	XXX	XXX	XXX	XXX	XXX	XXX	XXX	XXX
19	Mory Bamba	7/1	...	XXX	START	XXX	XXX	XXX	XXX	XXX
19	Jackson Bowers	2/0	...	XXX	XXX
20	Deion Smith	10/0	XXX	XXX	XXX	XXX	XXX	...	XXX	XXX	XXX	XXX	XXX
20	Jacob Boren	11/0	XXX	XXX	XXX	XXX	XXX	XXX	XXX	XXX	XXX	XXX	XXX
21	Dylan Flowers	0/0
21	Enoch Nawahine	10/0	XXX	XXX	XXX	XXX	XXX	XXX	XXX	XXX	...	XXX	XXX
22	Ammon Hannemann	2/0	XXX	XXX
22	Mason Fakahua	11/0	XXX	XXX	XXX	XXX	XXX	XXX	XXX	XXX	XXX	XXX	XXX
23	Hobbs Nyberg	11/0	XXX	XXX	XXX	XXX	XXX	XXX	XXX	XXX	XXX	XXX	XXX
24	Ryan Rehkow	11/0	XXX	XXX	XXX	XXX	XXX	XXX	XXX	XXX	XXX	XXX	XXX
25	Talan Alfrey	2/0	XXX	XXX
26	Ethan Slade	11/11	START	START	START	START	START	START	START	START	START	START	START
27	Preston Rex	8/0	XXX	XXX	XXX	XXX	XXX	XXX	XXX	XXX
27	LJ Martin	9/5	XXX	XXX	START	START	START	START	START	XXX	XXX
28	Tanner Wall	5/3	XXX	START	XXX	START	START
29	Jayden Dunlap	2/0	...	XXX	XXX
29	Jake Hill	0/0
30	Miles Hall	1/0	XXX
30	Nukuluve Helu	0/0
31	Max Tooley	11/9	XXX	START	START	XXX	START	START	START	START	START	START	START
31	Kevin Doe	0/0
32	Ty Burke	0/0
32	Marcus McKenzie	6/0	XXX	XXX	XXX	XXX	XXX	XXX
33	Raider Damuni	10/0	XXX	...	XXX	XXX	XXX	XXX	XXX	XXX	XXX	XXX	XXX
34	Maika Kaufusi	0/0
35	Zion Allen	0/0
35	Bentley Redden	0/0
36	Talmage Gunther	10/0	XXX	XXX	XXX	XXX	XXX	XXX	...	XXX	XXX	XXX	XXX
36	Evan Johnson	4/0	...	XXX	XXX	XXX	XXX	...
37	Malae Tanuvasa	0/0
37	Jordan Kapisi	0/0



**2023-24 BYU Football
Games Played
All games**

##	Player	GP-GS	SHSU	SUU	Ark	KU	UC	TCU	TTU	UT	WVU	IowaSt	OU
38	Crew Wakley	11/6	XXX	XXX	START	XXX	XXX	XXX	START	START	START	START	START
39	Landon Rehkow	1/0	XXX
41	Sione Moa	7/0	...	XXX	...	XXX	XXX	XXX	XXX	XXX	XXX
42	Ray Paulo	9/3	...	XXX	...	XXX	XXX	START	XXX	START	XXX	XXX	START
42	Peter Tuipulotu	1/0	XXX
43	Naseri Danielson	0/0
44	Will Ferrin	11/0	XXX	XXX	XXX	XXX	XXX	XXX	XXX	XXX	XXX	XXX	XXX
45	Michael Daley	5/0	XXX	XXX	XXX	XXX	XXX
46	John Henry Daley	3/0	XXX	XXX	XXX
47	Dalton Riggs	1/0	XXX
48	Bodie Schoonover	8/0	...	XXX	...	XXX	XXX	XXX	XXX	XXX	XXX	XXX	...
49	Nason Coleman	0/0
49	Lucky Finau	0/0
50	Kason Krebs	0/0
51	Sonny Makasini	0/0
52	Ben Ward	0/0
53	Fisher Jackson	6/0	XXX	XXX	XXX	XXX	XXX	...	XXX
54	Paul Maile	10/10	START	START	START	START	START	START	START	START	...	START	START
54	Siale Esera	5/0	XXX	XXX	XXX	XXX	XXX	...
55	Joseph Paulo	0/0
56	Nuu Sellesin	2/0	XXX	XXX
56	Jake Eichorn	2/0	...	XXX	XXX	...
58	Aisea Moa	3/0	...	XXX	XXX	XXX	...
59	Logan Lutui	9/0	XXX	XXX	XXX	XXX	XXX	XXX	XXX	XXX	XXX
60	Tyler Little	3/0	XXX	...	XXX	XXX	...
61	Weylin Lapuaho	9/9	START	START	START	START	START	START	START	START	START
62	Atunaisa Mahe	10/7	START	START	XXX	...	START	START	XXX	START	START	START	XXX
64	Braden Keim	10/7	XXX	XXX	XXX	...	START	START	START	START	START	START	START
65	Ian Fitzgerald	8/1	XXX	XXX	XXX	XXX	START	XXX	XXX	XXX
68	Peter Falaniko	0/0
69	Simi Moala	6/0	XXX	XXX	XXX	XXX	XXX	XXX
70	Connor Pay	9/9	...	START	START	...	START	START	START	START	START	START	START
73	Weston Jones	0/0
74	Trevin Ostler	0/0
75	Sam Dawe	0/0
76	Caleb Etienne	10/3	...	START	START	XXX	XXX	XXX	XXX	XXX	START	XXX	XXX
77	Jake Griffin	0/0
78	Kingsley Suamataia	10/10	START	START	START	...	START	START	START	START	START	START	START
79	Kaden Chidester	0/0
80	Koa Eldredge	9/0	XXX	XXX	XXX	XXX	XXX	XXX	XXX	XXX	XXX
82	Parker Kingston	11/0	XXX	XXX	XXX	XXX	XXX	XXX	XXX	XXX	XXX	XXX	XXX
83	Isaac Rex	11/6	START	START	START	START	START	XXX	START	XXX	XXX	XXX	XXX
84	Austin Riggs	11/0	XXX	XXX	XXX	XXX	XXX	XXX	XXX	XXX	XXX	XXX	XXX
85	Anthony Olsen	0/0
86	Dom Henry	1/0	XXX	...
87	Ethan Erickson	6/2	XXX	XXX	XXX	START	START	XXX
88	Devin Downing	0/0
89	Kade Moore	0/0
90	David Latu	11/0	XXX	XXX	XXX	XXX	XXX	XXX	XXX	XXX	XXX	XXX	XXX
91	Jackson Cravens	11/11	START	START	START	START	START	START	START	START	START	START	START
92	Tyler Batty	11/11	START	START	START	START	START	START	START	START	START	START	START
93	Blake Mangelson	11/3	XXX	XXX	XXX	XXX	XXX	XXX	START	START	XXX	XXX	START
94	John Nelson	7/0	XXX	XXX	XXX	XXX	XXX	XXX	XXX
95	Caden Haws	8/1	XXX	XXX	START	XXX	XXX	XXX	XXX	XXX
96	Bruce Mitchell	3/0	XXX	XXX	XXX
97	Matthias Dunn	0/0
98	Wyatt Dawe	0/0
99	Mata'ava Ta'ase	11/1	XXX	XXX	XXX	XXX	XXX	XXX	XXX	XXX	XXX	XXX	START
99	Joshua Singh	5/0	...	XXX	XXX	XXX	XXX	XXX