



BYU COUGAR BASKETBALL



Game 13 || BYU vs. No. 23 TCU || Sat. Dec. 30, 2023 || 4 p.m. CT || Schollmaier Arena || Fort Worth, TX || Big 12 Now on ESPN+ || BYU Radio

2023-24 SCHEDULE

Overall: **10-3**
Non-conference: **10-3** | Big 12: **0-0**
Home: **6-0** | Away: **1-3** | Neutral: **3-0**
Last 5: **4-1** | Last 10: **7-3** | Streak: **W1**

NOVEMBER			
Tue. 7	at Montana St.	W, 68-60	ESPN+
Fri. 10	Weber State	W, 77-49	ESPN+
Tue. 14	Utah Valley	W, 59-44	ESPN+
Sat. 18	vs. Wake Forest!	W, 67-44	BYUTV
Tue. 21	vs. Saint Louis!	W, 87-66	BYUTV
Sat. 25	LMU	W, 74-58	ESPN+
Tue. 28	at Wyoming	L, 74-86	MW Net.

DECEMBER			
Sat. 2	at Utah	L, 68-87	Pac-12 Net.
Tue. 5	Utah State	W, 72-66	ESPN+
Sat. 9	Boise State	W, 65-50	ESPN+
Sat. 16	Idaho State	W, 79-76 OT	ESPN+
Wed. 20	at Missouri State	L, 56-55	ESPN+
Thu. 21	vs. Nevada^	W, 72-59	BYU Radio
Sat. 30	at TCU*	4 p.m. CT	ESPN+

JANUARY			
Wed. 3	Oklahoma*	7 p.m. MT	ESPN+
Sat. 6	Iowa State*	4 p.m. MT	ESPN+
Wed. 10	at Houston*	7 p.m. CT	ESPN+
Sat. 13	Cincinnati*	4 p.m. MT	ESPN+
Wed. 17	at Oklahoma State*	6:30 p.m. CT	ESPN+
Sat. 20	Texas Tech*	4 p.m. MT	ESPN+
Sat. 27	at Kansas State*	4 p.m. CT	ESPN+
Wed. 31	at Kansas*	6:30 p.m. CT	ESPN+

FEBRUARY			
Sat. 3	West Virginia*	4 p.m. MT	ESPN+
Wed. 7	Baylor*	7 p.m. MT	ESPN+
Sat. 10	at Cincinnati*	12 p.m. ET	ESPN+
Tue. 13	at UCF*	6 p.m. ET	ESPN+
Sat. 17	Kansas*	4 p.m. MT	ESPN+
Wed. 21	TCU*	7 p.m. MT	ESPN+
Sat. 24	at Iowa State*	6 p.m. CT	ESPN+
Wed. 28	Houston*	7 p.m. MT	ESPN+

MARCH			
Sat. 2	at Texas	8 p.m. CT	ESPN+
Thu. 7	Big 12 1st Round	TBD	ESPN+
Fri. 8	Big 12 2nd Round	TBD	ESPN+
Sat. 9	Big 12 Quarters	TBD	ESPN+
Mon. 10	Big 12 Semis	TBD	ESPN+
Tue. 11	Big 12 Champ.	TBD	ESPN+

* - Denotes Big 12 Game
! - North Shore Showcase at BYU Hawaii
^ - Played at Missouri State
All Times Local to Site and Subject to Change
Rankings Reflect the Newest AP Top 25 Poll

WHERE TO WATCH, LISTEN OR STREAM



ESPN+



@byuwbb



/byucougathletics

@byuwbb



Talent: Jason Shepherd



@BYUWBB



byucougars.com

BYU VS. NO. 23 TCU AT A GLANCE

TIPOFF

BYU will play in its first conference game as a member of the Big 12 Conference on Saturday as the Cougars take on the TCU Horned Frogs in Fort Worth. Tip-off is scheduled for 4 p.m. CT at the Schollmaier Arena.

The last meeting between BYU and TCU came in the SDSU Thanksgiving Classic on Nov. 23, 2018 as the Cougars earned a 61-58 win at Viejas Arena. The Cougars have won the last two meetings and hold an 11-8 advantage in the all-time series. The Frogs lead the series in Fort Worth as TCU has won 5-of-9 meetings.

BACK TO WINNING WAYS

With the win over Nevada at the Lady Bear Classic last week, the Cougars completed a 10-3 non-conference season. Their 10 non-conference wins mark just the sixth time in the last 24 seasons that a BYU team has entered conference play with double-digit wins on the season.

LIGHTING IT UP FROM DEEP

The Cougars have shot 38.9 percent from three-point land through 13 games with Kailey Woolston and Kaylee Smiler each shooting over 50 percent from behind the arc. BYU's 38.9 percent mark is good for **11th** in the country and **1st** in the Big 12.

THREE-POINT MARKSMAN

Kailey Woolston has burst on the scene in her first 11 games, being named the Big 12 Freshman of the Week twice (Nov. 20 & 27). Woolston is **1st** in the conference, **6th** nationally in 3-point percentage at 50.7 percent, **2nd** in the Big 12, **18th** nationally in 3-point field goals made (35) and **3rd** in the conference, **45th** nationally in three-pointers per game (2.69).

FLOOR GENERAL

Amari Whiting is averaging 11.2 points per game on 40.2 percent shooting, going 32.4 percent from downtown while grabbing 5.3 rebounds and dishing 3.5 assists. The highly-talented recruit set four career highs against Idaho State as she notched her first-career double-double with 14 points, 12 rebounds, six assists, four steals and a game-sealing block in overtime.

REBOUNDING QUEEN

After a season in which Lauren Gustin led all NCAA divisions, men's or women's, by grabbing 16.7 rebounds per contest in 2022-23, finished second in total rebounds at 552 behind only LSU's Angel Reese who played in three more games and bested the all-time BYU record of 462 set by BYU Hall of Famer and 1980 National Player of the Year Tina Gunn, Gustin again looks to make history.

Through 13 games, Gustin leads the nation in total rebounds (202), rebounding average (15.5), defensive rebounds per game (10.8) and double-doubles (11). The senior is 90 rebounds away from breaking the all-time BYU rebounding record held by the Gunn. She is also scoring 16.9 points per contest on a 56.2 percent clip.

THE MATCHUP



AT



10-3 (0-0 Big 12)
NR/NR
95
Amber Whiting (2nd)
26-20 (.565)
Gustin (16.9)
Gustin (15.5)
Whiting (3.6)

'23-24 Record
AP/Coaches Poll
NET Ranking
Head Coach
Record
Top Scorer
Top Rebounder
Top Assists

13-0 (0-0 Big 12)
23/25
22
Mark Campbell (3rd)
52-24 (.684)
Conner (22.5)
Prince (10.7)
Owens (7.0)

SERIES HISTORY

Overall (Streak): 11-8 (W2)
In Provo 5-3
In Fort Worth 4-5
Neutral Site 2-0
Whiting vs. TCU 0-0
Last Meeting Nov. 23, 2018 W, 61-58 (Neutral)
Last BYU Win Nov. 23, 2018 W, 61-58 (Neutral)
Last BYU Loss Jan. 19, 2011 L, 51-54 (Away)

TALE OF THE TAPE

BYU	Category	TCU
70.5	Scoring Offense	79.9
61.6	Scoring Defense	52.4
+8.9	Scoring Margin	+27.5
.475	Field Goal Percentage	.468
.369	Field Goal Percentage Def.	.318
.389	3PT Field Goal Percentage	.388
.309	3PT Field Goal Percentage Def.	.210
7.0	3-Pointers Per Game	10.8
.614	Free Throw Percentage	.729
42.0	Rebounds	44.0
+11.6	Rebounding Margin	+10.3
16.2	Assists	20.1
18.8	Turnovers	11.5
-6.1	Turnover Margin	+1.2
6.3	Steals	6.2
4.7	Blocks	6.5

A LOOK INTO THE LINEUP



#	Name	Pos.	Height	Year	Hometown	PPG	RPG	APG	FG%	3FG%	FT%
1	Amari Whiting	G	5-10	Fr.	Boise, Idaho	11.2	5.3	3.5	.402	.324	.678
10	Kailey Woolston	F	5-11	Fr.	Highland, Utah	14.5	3.7	2.5	.520	.507	.813
11	Kaylee Smiler	G	5-10	Sr.	Hamilton, New Zealand	7.5	2.6	3.6	.508	.581	.600
12	Lauren Gustin	F	6-1	Sr.	Salem, Utah	16.9	15.5	2.3	.562	.000	.405
25	Emma Calvert	F	6-4	Jr.	Farr West, Utah	9.4	4.9	1.4	.548	.267	.647

OFF THE BENCH

	Pos.	Ht.	Yr.	Hometown	PPG	RPG	APG	FG%	3FG%	FT%	
2	Kylie Krebs	G	5-7	Jr.	Peoria, Arizona	0.0	0.0	0.0	.000	.000	.000
4	Ali'a Mataavao	F	6-0	Jr.	Las Vegas, Nevada	0.9	0.5	0.3	.235	.000	.375
5	Arielle Mackey-Williams	G	5-9	Jr.	Ngati Porou, New Zealand	-	-	-	-	-	-
15	McKinley Willardson	F	6-1	Fr.	Corona, California	0.7	0.3	0.3	1.000	.000	.000
20	Marina Mata	F	6-1	Fr.	Barbastro, Spain	0.3	0.1	0.0	.000	.000	1.000
21	Heather Hamson	F	6-3	Jr.	Lindon, Utah	1.2	0.3	0.1	.714	.000	.333
24	Rose Bubakar	F	6-0	Jr.	Frederick, Maryland	1.8	1.8	0.5	.250	.063	.818
30	Lauren Davenport	G	5-11	Jr.	Idaho Falls, Idaho	5.8	3.3	1.1	.362	.400	.643



byucougars.com



1 Amari Whiting
5-10 | Guard | FR
Boise, Idaho



2 Kylie Krebs
5-6 | Guard | JR
Oahu, Hawai'i



4 Ali'a Mata'ava
6-0 | Forward | FR
Las Vegas, Nevada



5 Arielle Mackey-Williams
5-9 | Guard | JR
Ngati Porou, New Zealand



10 Kailey Woolston
5-11 | Guard | FR
Highland, Utah



11 Kaylee Smiler
5-8 | Guard | SR
Hamilton, New Zealand



12 Lauren Gustin
6-1 | Forward | SR
Salem, Utah



15 McKinley Willardson
6-10 | Forward | FR
Los Angeles, California



20 Marina Mata
6-4 | Forward | FR
Barbastro, Spain



21 Heather Hamson
6-3 | Forward | JR
Lindon, Utah



24 Rose Bubakar
6-0 | Forward | JR
Frederick, Maryland




25 Emma Calvert
6-4 | Forward | JR
Farr West, Utah



30 Lauren Davenport
5-11 | Guard | JR
Idaho Falls, Idaho



 **Amber Whiting**
Head Coach



 **Lee Cumard**
Assistant Coach



 **Morgan Bailey**
Assistant Coach



 **John Wardenburg**
Assistant Coach



 **Josh Edwards**
Director of Player Development




 **Alli Winters**
Director of Video and Strategy



 **Natalie Lainhart**
Director of Basketball Operations




 **Steven Arnold**
Strength and Conditioning Coach



 **Jeff Hurst**
Head Trainer



 **Austin Rustand**
Director of Communications

#	Name	Position	Height	Year	Experience*	Hometown (Previous/HS)
1	Amari Whiting	G	5-10	Fr.	HS	Boise, Idaho (Burley HS)
2	Kylie Krebs	G	5-6	So.	2nd	Oahu, Hawaii (Glendale CC)
4	Ali'a Matavao	F	6-0	Fr.	HS	Las Vegas, Nevada (Liberty HS)
5	Arielle Mackey-Williams	G	5-9	Jr.	3rd	Ngati Porou, New Zealand (Tai Wananga Ki Ruakura)
10	Kailey Woolston	G	5-11	Fr.	HS	Highland, Utah (Lone Peak HS)
11	Kaylee Smiler	G	5-8	Sr.	5th	Hamilton, New Zealand (Mellville HS)
12	Lauren Gustin	F	6-1	Sr.	4th	Salem, Utah (Salt Lake CC)
15	McKinley Willardson	F	5-11	Fr.	HS	Corona, CA (Santiago HS)
20	Marina Mata	F	6-2	Fr.	HS	Barbastro, Spain (Barbastro Basketball Club)
21	Heather Hamson	F	6-3	Jr.	4rd	Lindon, Utah (Pleasant Grove HS)
24	Rose Bubakar	F	6-0	Jr.	3rd	Frederick, Maryland (Frederick HS)
25	Emma Calvert	F	6-4	Jr.	3rd	Farr West, Utah (Fremont HS)
30	Lauren Davenport	G	5-11	Jr.	3rd	Idaho Falls, Idaho (Boston)

Head Coach: Amber Whiting (BYU, 2001)
 Associate Head Coach: Lee Cumnard (BYU, 2009)
 Assistant Coach: Morgan Bailey (BYU, 2015)
 Assistant Coach: John Wardenburg (BYU, 1986)
 Director of Player Development: Josh Edwards (Saint Catherine's College, 2011)
 Director of Video and Strategy: Alli Winters (M.A. Gonzaga, 2021)
 Director of Basketball Operations: Natalie Lainhart
 Graduate Assistant: Hailey Higgs (BYU, 2023)
 Athletic Trainer: Jeff Hurst (Bond, 1995)
 Strength and Conditioning Coach: Steven Arnold (Bond, 2018)
 Director of Communications: Austin Rustand (BYU, 2023)
 * Years played at the college level

ROSTER BY CLASSIFICATION

SENIORS (2)

Lauren Gustin..... F
 Kaylee Smiler G

JUNIORS (6)

Rose Bubakar F
 Emma Calvert F
 Lauren Davenport..... G
 Heather Hamson..... F
 Arielle Mackey-Williams G

SOPHOMORES (1)

Kylie Krebs..... G

FRESHMAN (5)

Marina Mata F
 A'lia Matavao..... F
 Amari Whiting..... G
 McKinley Willardson..... F
 Kailey Woolston..... G

ROSTER BY POSITION

Guards (7)

Lauren Davenport..... G
 Kylie Krebs..... G
 Arielle Mackey-Williams G
 Kaylee Smiler G
 Amari Whiting..... G
 Kailey Woolston..... G

Forwards (6)

Rose Bubakar F
 Emma Calvert F
 Heather Hamson..... F
 Marina Mata..... F
 A'lia Matavao..... F
 McKinley Willardson..... F

ROSTER BY STATE/COUNTRY

Arizona (1) Kylie Krebs..... Peoria	Nevada (1) A'lia Matavao..... Las Vegas
California (1) McKinley Willardson..... Corona	New Zealand (2) Arielle Mackey-Williams..... Ngati Porou Kailey Smiler Hamilton
Idaho (2) Lauren Davenport..... Idaho Falls Amari Whiting..... Burley	Spain (1) Marina Mata..... Barbastro
Maryland (1) Rose Bubakar..... Frederick	Utah (5) Emma Calvert Farr West Lauren Gustin..... Salem Heather Hamson..... Lindon Kailey Woolston..... Highland

PRONUNCIATION GUIDE

Rose Bubakar Rose boob-uh-car
 Marina Mata Marina Mott-uh
 Ali'a Matavao..... uh-LEE-uh ma-tuh-VOW
 Arielle Mackey-Williams AR-ee-EL Mack-ee - Williams
 Amari Whiting..... Ah-MAR-ee WHITE-ing

 Amber Whiting Amber WHITE-ing
 Lee Cumnard..... Lee cuh-MARD



BYU'S RECORD WHEN...

	2023-24	Whiting Era
Overall Record	10-3	26-20
Leading at Half	8-0	22-9
Trailing at Half	2-3	3-9
Tied at Half	0-0	0-1
Leading with 5:00 left (regulation)	9-0	25-0
Trailing or Tied with 5:00 left	1-3	1-19
In Overtime Games	1-0	1-1
BYU scores less than 60 points	1-2	1-11
BYU scores between 60-69	3-1	12-10
BYU scores between 70-79	5-1	12-1
BYU scores between 80-89	1-0	1-0
BYU scores between 90-99	0-0	0-0
BYU scores 100+ points	0-0	0-0
Opponent scores less than 60	6-1	20-5
Opponent scores between 60-69	3-0	4-7
Opponent scores between 70-79	1-0	2-5
Opponent scores between 80-89	0-2	0-3
Opponent scores between 90-99	0-0	0-0
Opponent scores 100+	0-0	0-0
Games decided by 3 points or less	1-1	1-3
Games decided by 4-9 points	2-0	5-6
Games decided by 10-19 points	4-2	13-9
Games decided by 20 or more points	3-0	7-2
BYU shot 40% or better	10-3	26-10
BYU shot 50% or better	4-1	11-1
Opponent shot 40% or better	1-2	4-14
Opponent shot 50% or better	0-1	0-3
BYU outshoots opponent	10-2	25-9
Opponent outshoots BYU	0-1	1-11
Teams shot equal FG percentage	0-0	0-0
BYU outrebounds opponent	10-2	25-11
Opponent outrebounds BYU	0-1	1-7
BYU, opponent tie in rebounds	0-0	0-1
BYU has a positive TO margin	0-0	4-1
BYU has a negative TO margin	10-3	21-19
BYU, opponent tie in TOs	0-0	1-0
One player in double figures	0-0	0-1
Two players in double figures	1-0	3-9
Three players in double figures	3-2	16-5
Four players in double figures	3-1	5-5
Five players in double figures	1-0	2-0
Six players in double figures	0-0	0-0
Coming off a win	7-2	15-9
Coming off a loss	2-1	9-10
Two-plus days between games	9-3	19-13
One day between games	0-0	5-6
Playing the next day	1-0	2-1
On Monday	0-0	0-3
On Tuesday	4-1	5-3
On Wednesday	0-1	2-1
On Thursday	1-0	7-1
On Friday	1-0	3-1
On Saturday	4-1	9-11
In November	6-1	8-6
In December	4-2	9-5
In January	0-0	5-2
In February	0-0	2-5
In March	0-0	2-2
vs. Ranked Opponents	0-1	0-6
MISCELLANEOUS STATS		
BYU's all-time record	928-543 (.631)	
Number of 100-point games in BYU history		56
Number of 100-point games in Whiting era		0
BYU's all-time overtime record		24-20
Average attendance at Marriott Center		2,622

@byuwbb

BYU VS. NEVADA: NOTES AND QUOTES

BACK TO WINNING WAYS
After a down 2022-23 season, BYU got back to winning ways early in the 2023-24 campaign.

With the win over Nevada at the Lady Bear Classic last week, the Cougars completed a 10-3 non-conference season. Their 10 non-conference wins marks just the sixth time in the last 24 seasons that a BYU team has entered conference play with double-digit wins on the season.

SHARING THE ROCK
The Cougars have assisted on 211 of 331 (.637) made field goals this season and have had at least three or more players score in double figures in 10 of the first 13 contests.

DEFENSE + SCORING = WINS
Coach Whiting prides her program on their ability to defend. Her defense has held its first 13 opponents in 2023-24 to 61.6 points per game. BYU has held 10 of its 13 opponents to 66 or less points and is 9-1 in such games.

BYU only scored more than 65 points in 15 of 33 games last year and garnered a 12-3 record when doing so. The Cougars have exceeded the 65-point threshold in

11 of their first 13 games and hold a 9-2 record when scoring 65 or more.

EFFICIENT AND EFFECTIVE
The Cougars are shooting a blistering 47.5 percent from the floor and 38.9 percent from three through non-conference play. In 2022-23, Whiting's team scored 63.7 points per game compared to the 70.5 points in 2023-24.

Last season, BYU only had Lauren Gustin (16.1) and Nani Falatea (15.3) who averaged double-figure points. This year, Whiting's squad has increased that number to three with Gustin (16.9), Kailey Woolston (14.5), Amari Whiting (11.2) with Emma Calvert just shy with (9.4).

FAITH OVER FEAR
Coach Whiting spoke on the mantra of Faith over Fear saying, "That's me. I wear it every day, faith over fear, it's how I live my life. I feel like if you're prepared, and not just in basketball, but specifically in basketball when you go into a game you can't go into it fearful. You have to go into it fearless. The only way to get there is to make sure you've prepared and done everything up to that point."

MATCHUP BREAKDOWN



Last Meeting: Dec. 23, 2018
Location: Viejas Arena; San Diego, CA

LAST 5 MEETINGS

Date	Score	Result	Location
2/3/10	40-64	Loss	Fort Worth, TX
3/6/10	70-65	Win	Provo, UT
1/19/11	51-54	Loss	Fort Worth, TX
2/19/11	70-60	Win	Provo, UT
11/23/18	61-58	Win	San Diego, CA

All-time series 11-8
BYU leads series 4-5 at Fort Worth

NO. 23 TCU: NOTES AND QUOTES

DEFENDING THE HOME COURT
TCU is 11-0 at home this season and has won its 11 home games by an average of 28.1 points. In December alone, the Horned Frogs won home contests by an average point differential of 33.8.

DYNAMIC DUO
Madison Conner (22.6), the nation's best three-point shooter and Sedona Prince (21) are the only duo in the country to average 20 points or more apiece so far this season.

Conner and Prince lead the Big 12 in scoring and are ninth and 15th in the country, respectively.

SEDONA PRINCE
Prince averages a double-double with 21 points and 10.7 rebounds per game through 13 games. The Oregon grad transfer came out of retirement to suit up for the Horned Frogs this season and has recorded 3 blocks per game so far this season.

Prince was honored as the Big 12 Player of the Week on Tuesday for the second time this season. She is one of three players to

receive the award twice in 2023-24.

Prince has recorded three or more blocks in 8-of-12 appearances this season with her season high coming in a 10-block performance against Abeline Christian.

MADISON CONNER
Conner is the leading scorer for the Horned Frogs through 13 games with 22.5 on 42.9 percent shooting, 42.8 from behind the arc while grabbing 6.5 rebounds per contest. She also dishes 3.4 assists per game and records 1.1 steals.

The junior leads the nation in made 3-point field goals with 62 and 3-pointers per game with 4.8. Conner holds the NCAA record for most 3-pointers in a 10-game stretch to start a season with 52 and is a team-high 84 percent from the charity stripe.

SHARING THE ROCK
Jaden Owens leads the country in total assists in December with 50. She is averaging an NCAA-leading 10 assists per game over five December outings and finished with double-digit assists in four of her last five games.



byucougars.com

●●● BYU WOMEN'S HOOPS

#1 Amari Whiting

Whiting comes to BYU as the 33rd-ranked recruit in the ESPN top 100 for the class of 2023. She was named the

Due to an ACL injury suffered in September 2022, Whiting missed her senior season and chose to graduate early to enroll at BYU in January 2023.

Amari is the daughter of head coach Amber Whiting making them the second parent-player combo to play at BYU, the first being former head coach Jeff Judkins and daughters Jamie (2006-10) and Jenna (2004-06).

Whiting originally committed to play at Oregon, but after coach Amber Whiting was hired at BYU she reopened her recruitment and committed to play for Amber at BYU. Because of the family dynamic, Amari never calls Coach Whiting mom while at practice or games. Instead, she always refers to her as Amber, Coach Whiting or Coach.

#2 Kylie Krebs

Krebs is a JUCO transfer who comes to BYU by way of Scottsdale Community College.

She comes off a season in which she averaged 5.2 points on 40.4 percent shooting, 3.6 rebounds and 0.8 assists.

#4 Ali'a Matavao

Matavao earned back-to-back Nevada Gatorade Player of the Year honors in 2022 and 2023. She was also named the 5A Player of the Year as well as selected to the Nevada 5A First Team All-Conference in 2022 and 2023.

The true freshman was named the Liberty High School Athlete of the Year in 2023 after competing in four sports; basketball, track and field, soccer and volleyball. She won state titles in the shot put and long jump, set the school record in the long jump, 4x100 and 4x200 relays and captained the basketball and volleyball teams all during the 2022-23 campaign.

#5 Arielle Mackey-Williams

Mackey-Williams was the third-leading scorer for BYU last season at 8.8 points on a 41.0 percent clip. She also averaged 1.9 rebounds and 2.2 assists per game during her sophomore campaign.

The rising junior also competed for the New Zealand Tall Ferns in the FIBA 3X3 Women's Series over the summer. She played in the Edmonton and Montreal stops and gained great experience leading up to the Cougars' first season as members of the Big 12 Conference.

#10 Kailey Woolston

Woolston was named the 2023 Utah Ms. Basketball after averaging 20.8 points, 7.9 rebounds, 2.1 assists, 1.8 steals and 0.4 blocks per game during her senior season.

The freshman set the all-time scoring mark at Lone Peak with 1,653 career points and holds three of the four highest scoring seasons in program history with 435 points during the 2020-21 season (sophomore), 452 in 2021-22 (junior) and 538 in 2022-23 (senior). She also secured the top 2 spots in total three-point field goals made in a season with 64 in 2021-22 and 78 in 2022-23 as well as the top spot for

rebounds in a season with 209 during her senior campaign.

As a senior at Lone Peak High School, Woolston sustained an injury in her shooting wrist due to a rigorous practice routine of shooting over 1,000 shots per day. During that season, she shot 52.2 percent from the field and 47.5 percent from three-point land en route to Gatorade Player of the Year honors.

#11 Kaylee Smiler

Smiler is a fifth-year senior and an unsung hero of this BYU squad. The graduate senior may not be as flashy or garner as many awards as some, but she is as reliable as they come.

The New Zealand native often accepts the task of guarding the opposition's best player, and does so with tenacity and grit. She averaged nearly a steal and block per game a year ago while drawing multiple offensive fouls in crucial moments down the stretch in games.

Smiler cherishes her Maori heritage and participates in multiple clubs and groups on campus that strive to preserve and celebrate New Zealand's rich culture. More can be learned about her involvement in her episode of [Deep Blue](#).

#12 Lauren Gustin

The Preseason All-Big 12 selection began her career at the University of Idaho but transferred to Salt Lake Community College before ever playing a game for the Vandals. Shortly before beginning her freshman season at SLCC, Gustin received a scholarship offer to attend BYU but decided to finish her season before transferring. After a successful stint at SLCC, she came to BYU and has started all 86 games she has appeared in. For more on her journey to BYU, check out her episode of [Deep Blue](#).

During the 2022-23 campaign, Lauren Gustin led all NCAA divisions, men's or women's, by grabbing 16.7 rebounds per contest. She finished second in total rebounds at 552 behind only LSU's Angel Reese who played in three more games. Her 552 rebounds bested the all-time BYU record of 462 set by BYU Hall of Famer and 1980 National Player of the Year Tina Gunn.

Gustin joined Gunn as the second player in Cougar history to record 1,000 points and 1,000 rebounds in a career. Gustin also recorded 27 double-doubles during her junior campaign, the second most in the country and matching Gunn's record of 27 double-doubles during the 1979-80 season in which she was named the National Player of the Year.

After graduating with her bachelor's degree this April, Gustin briefly entered the transfer portal this summer to explore her options as a graduate transfer before choosing to return to BYU for her final year of eligibility. She talked about her experience in the portal saying,

"I'm more than happy with my decision. I think the whole experience was good for me and I don't regret going into the portal and seeing my options. Coming back to BYU has been such a great decision. My coaches and teammates have all been so great about everything and I couldn't be happier with my decision."

GAME STATS AND STORYLINES

#15 McKinley Willardson

Willardson was a four-year starter and team captain at Santiago High School where she led her team to the 2023 California Division I State Championship. She scored 12.1 points while grabbing 8.9 rebounds per contest during her senior year while averaging 23 points, 12 rebounds and 3 blocks per game in the California State playoffs.

She holds the Santiago High School single-game scoring record with 48 points (as a sophomore) and was named the Citrus Belt Area Female Athlete of the Year in 2023.

#20 Marina Mata

Mata is a product of Barbaastro, Spain and is a product of Instituto Joaquim Blume en Barcelona

This past summer, Mata played for the Spanish national team in the FIBA U18 European Championship where she scored 11.2 points, grabbed 6.5 rebounds and dished 0.8 assists per contest.

#21 Heather Hamson

Heather Hamson is the third Hamson sister (Jennifer and Sara) to follow in their mother [Tresa Spaulding's](#) footsteps by donning a BYU jersey.

Tresa was a star for the Cougars from 1983-87, with [Jennifer Hamson](#) (2010-14) earning All-American honors in 2014 and [Sara](#) played from 2017-22. Tresa (494), Sara (472) and Jennifer (340) hold the top three spots in the all-time blocks for BYU with 1,306 blocks in all.

#24 Rose Bubakar

Bubakar is a rising junior who scored 6.7 points per game in 20.8 minutes per game a season ago. The Maryland native shot 44.6 percent from the field while pulling down 3.0 rebounds and dishing 1.0 assists per contest.

#25 Emma Calvert

Calvert was a staple in the BYU lineup last season as she started 28 of 33 games for the Cougars. She shot the highest percentage from three-point range of any BYU forward and led the team in blocks with 34.

The rising junior is enrolled in the Marriott School of Business and is in the middle of the dreaded "Junior Core" which consists of 24 intensive business credits. Most students take no other classes during the junior core, yet Calvert is playing a large role on a Big 12 basketball team while also maintaining a 3.71 GPA.

#30 Lauren Davenport

Davenport, a Boston University transfer, comes off a season where she played 20.0 minutes per game while scoring 5.9 points per game.

The rising junior chose to play for the Cougars in part because of BYU's closeness to her home in Idaho Falls, Idaho and her relationship with her younger brother who was diagnosed with Down Syndrome.

Davenport's brother Cole has been her best friend and inspiration throughout her basketball career.



OVERALL	CONF.	AP	COACHES	NET	Q1	Q2	Q3	Q4	HOME	AWAY	NEUTRAL
10-3	0-0	NR	NR	95	0-1	0-0	0-0	10-2	6-0	1-3	3-0
13-0	0-0	23	25	22	1-0	0-0	1-0	10-0	11-0	0-0	2-0

As of Dec. 27, 2023



NCAA/BIG 12 TEAM STATISTICAL RANKINGS (AS OF 12/27/23)			
2023-24 Stats	Stat	NCAA	Big 12
Assist/Turnover Ratio	0.86	154	11
Assists Per Game	16.2	57	8
Bench Points per Game	14.7	282	13
Blocks Per Game	4.7	43	4
Field Goal Percentage	47.5	24	5
Field Goal Defense	36.9	72	6
Fouls Per Game	17.4	205	11
Free Throw Attempts Per Game	20.54	53	6
Free Throw Percentage	61.4	334	14
Free Throws Made Per Game	12.62	127	11
Rebound Margin	11.6	20	5
Rebounds (Def.) Per Game	31.1	17	5
Rebounds (Off.) Per Game	10.9	236	12
Rebounds Per Game	42.00	50	9
Scoring Defense	61.6	128	10
Scoring Margin	8.9	107	13
Scoring Offense	70.5	117	12
Steals Per Game	6.3	292	11
Three Point Attempts Per Game	18.0	222	11
Three Point Percentage	38.9	11	1
Three Point Defense	30.9	196	12
Three Pointers Per Game	7.0	104	8
Turnover Margin	-6.08	338	14
Turnovers Forced Per Game	12.69	332	12
Turnovers Per Game	18.8	291	13
Winning Percentage	76.9	61	9

2023-24 BIG 12 PRESEASON POLL/ALL-BIG 12 TEAM			
Team (First Place Votes)	Points		
1. Texas (12)	168		
2. Baylor (2)	148		
3. Kansas -	138		
4. K-State	133		
5. Oklahoma	121		
6. Iowa State	107		
7. Oklahoma State	99		
8. West Virginia	80		
9. TCU	77		
10. Texas Tech	63		
11. BYU	56		
12. Houston	45		
13. Cincinnati	22		
14. UCF	18		
Player	Yr.	Pos.	School
Sarah Andrews*	Sr.	G	Baylor*
Darianna Littlepage-Buggs	So.	G/F	Baylor
Emily Ryan	Sr.	G	Iowa State
Zakiyah Franklin	Sr.	G	Kansas
Taiyanna Jackson*	Sr.	C	Kansas
Gabby Gregory*	Sr.	G	Kansas State
Ayoka Lee	Sr.	C	Kansas State
Skylar Vann	Sr.	F	Oklahoma
DeYona Gaston	Sr.	F	Texas
Rori Harmon*	Jr.	G	Texas
JJ Quinerly	Jr.	G	West Virginia

Career Div. I Record: 16-17 (2nd season)
 Assistant Coach: Lee Cumard (BYU, 2009)
 Assistant Coach: Morgan Bailey (BYU, 2015)
 Assistant Coach: John Wardenburg (MBA, Southern Utah, 2021)
 Director of Basketball Operations: Natalie Lainhart
 BYU History
 First Year of Basketball: 1972
 All-Time Record: 920-540 (.630)
 All-time Conference Record: 484-236 (.672)
 Winning Seasons: 42 of 51 (last 2021-22)
 Regular Season Conference Championships: 13 (last 2021-22)
 Postseason Appearances: 27
 Total NCAA Appearances: 12 (6-15)
 Last NCAA Appearance: 2022
 First Round: L vs. No. 11 seed Villanova (57-61)
 Total WNIT Appearances: 9 (10-8)
 Last WNIT Appearance: 2022
 First Round: Loss vs. Rice (67-71)

BIG 12/NCAA INDIVIDUAL STATISTICAL RANKINGS (AS OF 12/27/23)					
Big 12 (12/22/23)	Top Player - Season	Stat	Rank	Top Player - Big 12 Play Rank	Stat Rank
Assist/Turnover Ratio	Kaylee Smiler	1.65	18	--	--
Assists/Game	Kaylee Smiler	3.6	15	--	--
Blocks/Game	Emma Calvert	2.08	4	--	--
Double Doubles	Lauren Gustin	11	1	--	--
Field Goal Percentage	Lauren Gustin	56.2	7	--	--
Free Throw Percentage	--	--	--	--	--
Minutes/Game	Lauren Gustin	35.43	1	--	--
Points/Game	Lauren Gustin	16.9	4	--	--
Rebounds	Lauren Gustin	202	1	--	--
Rebounds/Game (Def)	Lauren Gustin	10.8	1	--	--
Rebounds/Game (Off)	Lauren Gustin	4.7	1	--	--
Rebounds/Game	Lauren Gustin	15.5	1	--	--
Three Point Percentage	Kailey Woolston	50.7	1	--	--

BIG 12 WEEKLY HONORS	
Big 12 Player of the Week	Big 12 Freshman of the Week
Nov. 13 - Madison Conner, TCU	Nov. 13 - Staillee Heard, OSU
Nov. 20 - Ayoka Lee, Kansas State	Nov. 20 - Kailey Woolston, BYU
Nov. 27 - Sedona Prince, TCU	Nov. 27 - Kailey Woolston, BYU
Dec. 4 - Rori Harmon, Texas	Dec. 4 - Madison Booker, Texas
Dec. 11 - JJ Quinerly, West Virginia	Dec. 11 - S'Mya Nichols, Kansas
Dec. 18 - Harmon (UT)/Lee (KSU)	Dec. 18 - Audi Crooks, Iowa State
Dec. 26 - Sedona Prince, TCU	Dec. 26 - Staillee Heard, Iowa State

University Information
 Location: Provo, Utah
 Elevation: 4,551 feet
 Enrollment: 34,737
 Founded: October 16, 1875
 Owned: The Church of Jesus Christ of Latter-day Saints
 Nickname: Cougars
 Mascot: Cosmo the Cougar
 Colors: Blue and White (Royal/Navy Blue)
 Arena (capacity): Marriott Center (18,987)
 Conference: Big 12 Conference
 BYU President: C. Shane Reese (BYU, 1994)
 Athletics Director: Tom Holmoe (BYU, 1983)
 Athletic Website: BYUCougars.com

2023-24 Preview
 Lettermen Returning/Lost: 6/5
 Newcomers: 7
 Starters Returning/Lost: 4/1
 Returning Scoring: 71.9% (1,511 of 2,102)
 Returning Rebounding: 72.4% (905 of 1,250)
 Returning Assists: 60.9% (286 of 470)
 Returning Blocks: 71.1% (86 of 121)
 Returning Steals: 71.7% (129 of 180)
 Returning Minutes: 72.4% (4,695 of 6,625)

Media Information
 Radio Station: BYU Sports Network
 BYU Radio 107.9 FM, BYURadio.org and BYU Radio App
 Play-by-Play Announcer: Jason Shepherd

BYU Coaching Staff
 Head Coach: Amber Whiting
 Alma Mater: BYU (2001)
 Record at School: 16-17 (2nd year)

Media Relations
 Women's Basketball Contact: Austin Rustand
 Cell Phone: 520-989-1799
 Email: austin_rustand@byu.edu

NCAA (as of 1/2/23)	Top BYU Player - Season	Stat	Rank
Assist/Turnover Ratio	Kaylee Smiler	1.65	148
Assists/Game	Kaylee Smiler	3.6	193
Blocks/Game	Emma Calvert	2.08	28
Double Doubles	Lauren Gustin	11	1
Field Goal Percentage	Lauren Gustin	56.2	38
Free Throw Percentage	--	--	--
Minutes/Game	Lauren Gustin	35.71	34
Points/Game	Lauren Gustin	16.9	82
Rebounds	Lauren Gustin	202	1
Rebounds/Game (Def)	Lauren Gustin	10.8	1
Rebounds/Game (Off)	Lauren Gustin	4.7	5
Rebounds/Game	Lauren Gustin	15.5	1
Three Point Percentage	Kailey Woolston	50.7	6

BIG 12 STANDINGS (AS OF 12/27/23)

	Big 12	Pct.	Home	Away	Overall	Pct.	Home	Road	Neutral	Streak
TCU	0-0	.000	0-0	0-0	13-0	1.000	11-0	0-0	2-0	W13
Texas	0-0	.000	0-0	0-0	12-0	1.000	7-0	2-0	3-0	W12
Baylor	0-0	.000	0-0	0-0	11-0	1.000	7-0	1-0	3-0	W11
West Virginia	0-0	.000	0-0	0-0	11-0	1.000	7-0	1-0	3-0	W11
Kansas State	0-0	.000	0-0	0-0	12-1	.923	7-0	2-0	3-1	W6
UCF	0-0	.000	0-0	0-0	9-1	.900	6-1	0-0	3-0	W1
Texas Tech	0-0	.000	0-0	0-0	11-1	.846	9-0	0-0	2-2	L2
Houston	0-0	.000	0-0	0-0	9-2	.818	7-1	2-1	0-0	W1
BYU	0-0	.000	0-0	0-0	10-3	.769	6-0	1-3	3-0	W1
Cincinnati	0-0	.000	0-0	0-0	8-3	.727	5-1	2-0	1-2	W6
Iowa State	0-0	.000	0-0	0-0	7-4	.636	6-1	1-1	0-2	W3
Kansas	0-0	.000	0-0	0-0	7-4	.636	5-0	1-2	1-2	W4
Oklahoma State	0-0	.000	0-0	0-0	7-4	.636	6-0	1-1	0-3	L1
Oklahoma	0-0	.000	0-0	0-0	6-5	.545	4-2	2-0	0-3	L3



AP TOP 25 POLL (12/25/23)

No.	Team (First Place)	Ovr.	Pts.	Prev.
1.	South Carolina (36)	11-0	900	1
2.	UCLA	11-0	861	2
3.	NC State	12-0	802	3
4.	Iowa	12-1	758	4
5.	Texas	12-0	745	5
6.	USC	10-0	685	6
7.	LSU	12-1	676	7
8.	Colorado	10-1	650	8
9.	Stanford	10-1	614	9
10.	Baylor	11-0	607	10
11.	Kansas State	12-1	500	12
12.	Utah	10-2	497	11
13.	Notre Dame	9-1	473	14
14.	Virginia Tech	9-2	395	15
15.	UConn	9-3	393	16
16.	Indiana	10-1	382	17
17.	Ohio State	10-1	382	13
18.	Marquette	12-0	305	18
19.	Louisville	11-2	241	19
20.	Gonzaga	13-2	215	20
21.	Creighton	9-2	146	21
21.	Florida State	9-3	136	22
23.	TCU	13-0	73	25
24.	North Carolina	8-4	58	24
25.	West Virginia	11-0	49	NR

RECEIVING VOTES: Washington 43, Miami 38, UNLV 14, Texas A&M 12, Oregon St. 11, Minnesota 8, Michigan St. 7, Mississippi St. 6, Penn St. 5, Davidson 5, Washington St 4, Green Bay 3, Mississippi 2, Syracuse 1.

USA TODAY COACHES POLL (12/26/23)

No.	Team (First Place)	Ovr.	Pts.	Prev.
1.	South Carolina (32)	11-0	800	1
2.	UCLA	11-0	767	2
3.	Iowa	12-1	712	3
4.	NC State	12-0	708	4
5.	USC	10-0	666	5
6.	LSU	12-1	610	6
7.	Texas	12-0	605	7
8.	Colorado	10-1	575	8
9.	Stanford	10-1	544	9
10.	Utah	10-2	496	10
11.	Baylor	11-0	477	11
12.	Notre Dame	9-1	442	12
13.	Ohio State	10-2	406	13
14.	Virginia Tech	9-2	387	14
15.	Indiana	10-1	356	15
16.	Kansas State	12-1	347	16
17.	UConn	9-3	299	17
18.	Marquette	12-0	281	18
19.	Louisville	11-2	221	19
20.	Gonzaga	13-2	186	20
21.	Creighton	9-2	136	21
22.	Florida State	9-3	112	22
23.	Miami (FL)	9-1	77	24
24.	Washington	11-1	39	23
25.	TCU	13-0	38	NR

RECEIVING VOTES: North Carolina 32; West Virginia 27; Syracuse 18; Maryland 8; Duke 6; Princeton 4; Vanderbilt 3; Seton Hall 3; Davidson 3; VCU 2; UNLV 2; Cleveland State 2; Oregon State 1; Middle Tennessee 1; Michigan 1;

BYU VS. RANKED OPPONENTS (SINCE THE 2000-2001 SEASON)

Vs	Overall	Home	Away	Neutral	Last Meeting	Last Win
#1	0-2	0-1	0-0	0-1	L, 51-70 – UConn (3/29/14) NCAA Tournament Sweet 16	_____
#2	0-1	0-0	0-1	0-0	L, 34-80 at UConn (11/27/07)	_____
#3	0-0	0-0	0-0	0-0		
#4	0-1	0-0	0-0	0-1	L, 34-65 vs. Oregon State (12/19/19)	_____
#5	0-0	0-0	0-0	0-0		
#6	0-2	0-0	0-1	0-1	L, 54-69 at Duke (11/13/10)	
#7	0-2	0-0	0-1	0-1	L, 63-72 at Stanford (3/25/19) NCAA Tournament 2nd Round	_____
#8	0-2	0-1	0-0	0-1	L, 53-86 vs. Louisville (3/21/15) NCAA Tournament 1st Round	_____
#9	0-1	0-1	0-0	0-0	L, 70-82 – Washington (12/22/16)	_____
#10	1-0	0-0	1-0	0-0	W, 75-69 at Iowa State (2/18/2002)	_____
#11	1-1	0-0	1-0	0-1	L, 46-52 vs. Arizona (3/24/21) NCAA Tournament 2nd Round	_____
#12	3-2	1-0	0-2	2-0	L, 68-87 at Utah (12/2/23)	82-68 vs. Gonzaga (3/12/19) WCC Championship
#13	3-0	1-0	1-0	1-0	W, 66-64 at Gonzaga (2/16/19)	Same
#14	0-1	0-0	0-0	0-1	L, 42-43 vs. Gonzaga (3/9/21) WCC Championship Game	_____
#15	2-1	1-1	0-0	1-0	W, 56-42 – Wyoming (2/2/08)	_____
#16	3-4	2-2	0-1	1-1	L, 64-79 vs. Gonzaga (3/6/23) WCC Tournament Semi-Final	_____
#17	1-3	0-1	0-1	1-1	W, 61-54 vs. Florida State (11/25/21)	Same
#18	0-3	0-1	0-1	0-1	L, 51-58 vs. Gonzaga (2/25/23)	_____
#19	1-4	1-0	0-2	0-2	L, 56-63 at Gonzaga (2/2/21)	70-40 – Gonzaga (2/9/12)
#20	1-0	1-0	0-0	0-0	W, 62-52 vs. Gonzaga (2/15/14)	Same
#21	1-2	0-0	0-2	1-0	W, 69-66 vs. Rutgers (3/22/21) NCAA Tournament 1st Round	Same
#22	2-1	0-0	1-1	1-0	W, 58-57 vs. West Virginia (11/27/21)	Same
#23	0-4	0-3	0-1	0-0	L, 58-67 at Gonzaga (12/17/22)	_____
#24	1-3	0-0	0-2	1-1	L, 45-70 at California (12/16/17)	_____
#25	0-3	0-2	0-0	0-1	L, 57-61 – New Mexico (1/17/09)	_____
Total	20-43	7-13	4-16	9-14	L, 68-87 at Utah (12/2/23)	W, 58-57 vs. West Virginia (11/27/21)

at Opponent (Away) – Opponent (Home) vs. Opponent (Neutral Site)



2022-23 SCORING BY HALF (BYU-OPPONENT)																		
Opponent	1Q	FG%	+/-	2Q	FG%	+/-	3Q	FG%	+/-	4Q	FG%	+/-	OT	FG%	+/-	Final	FG%	+/-
at Montana State	8-19	25.0-31.3	-6.3	17-13	36.4-36.4	0.0	24-18	56.3-44.4	+11.9	19-10	50.0-18.8	+31.2	--	--	--	68-60	42.9-32.8	+10.1
Weber State	22-8	81.8-27.3	+54.5	23-6	53.3-16.7	+36.6	16-20	66.7-33.3	+33.4	16-15	37.5-30.8	+6.7	--	--	--	77-49	56.9-32.7	+24.2
Utah Valley	16-13	42.9-35.7	+7.2	18-8	50.0-33.3	+16.7	14-11	31.3-23.1	+8.2	11-12	38.5-23.5	+15.0	--	--	--	59-44	40.7-28.6	+12.1
vs. Wake Forest!	16-5	50.0-12.5	+37.5	17-10	70.0-23.1	+46.9	14-8	35.7-22.2	+13.5	20-21	42.9-46.7	-3.8	--	--	--	67-44	48.0-25.8	+22.2
vs. Saint Louis!	21-14	50.0-21.1	+28.9	18-19	42.9-41.7	+1.2	27-17	52.9-54.5	-1.6	21-16	61.5-16.7	+44.8	--	--	--	87-66	51.7-30.0	+21.7
LMU	17-13	60.0-41.7	+18.3	18-17	63.6-37.5	+26.1	19-12	46.7-41.7	+5.0	20-16	60.0-38.9	+21.1	--	--	--	74-58	57.4-39.7	+17.7
at Wyoming	19-28	50.0-60.0	-10.0	9-13	30.8-42.9	-12.1	19-14	63.6-50.0	+13.6	27-31	68.8-57.1	+11.7	--	--	--	74-86	53.8-53.2	+0.6
at Utah	17-27	41.2-56.3	-15.1	15-25	42.9-52.9	-10.0	19-18	47.1-53.8	-6.7	17-17	43.8-50.0	-6.2	--	--	--	68-87	43.8-53.4	-9.6
Utah State	20-8	50.0-20.0	+30.0	19-21	46.2-57.1	-10.9	22-21	27.3-41.2	-13.9	22-21	55.6-41.2	+14.4	--	--	--	72-66	45.1-39.0	+6.1
Boise State	15-13	42.9-33.3	+9.6	22-13	50.0-33.3	+16.7	16-11	42.9-25.0	+17.9	12-13	27.3-30.8	13.1	--	--	--	65-50	42.1-30.3	+11.8
Idaho State	22-19	46.7-42.1	+4.6	12-18	25.0-42.1	-17.1	13-20	38.5-61.5	-23.0	23-13	57.1-25.0	+32.1	9-6	33.3-14.3	+19.0	79-76	41.7-40.0	+1.7
at Missouri State	21-16	57.1-40.0	+17.1	9-16	30.0-45.5	-15.5	16-16	62.5-54.5	+8.0	9-8	28.6-25.0	+3.6	--	--	--	55-56	43.5-39.6	+3.9
vs. Nevada^	14-16	60.0-46.7	+13.3	18-6	44.4-13.3	+31.1	19-12	58.3-27.8	+30.5	21-25	54.5-50.0	+4.5	--	--	--	72-59	52.9-35.3	+17.6
at TCU*																		
Oklahoma*																		
Iowa State*																		
at Houston*																		
Cincinnati*																		
at Oklahoma State*																		
Texas Tech*																		
at Kansas State*																		
at Kansas*																		
West Virginia*																		
Baylor*																		
at Cincinnati*																		
at UCF*																		
Kansas*																		
TCU*																		
at Iowa State*																		
Houston*																		
at Texas*																		
Big 12 Tournament																		
Big 12 Tournament																		
Big 12 Tournament																		
Averages	17.5-15.3	50.6-36.0	+14.6	16.5-14.2	45.0-36.6	+8.4	18.3-15.2	48.4-41.0	+7.4	18.3-16.8	48.2-35.0	+13.2	9.0-6.0	33.3-14.3	+19.0	70.5-61.6	47.7-37.0	+10.8

! North Shore Classic * Big 12 Games ^Played at Missouri State

2022-23 OFFENSIVE TRENDS (BYU-OPPONENT)												
Opponent	Points/Paint		Points Off TO		2nd Chance Points		Fastbreak Points		Bench Points		Big Run	Big Lead
at Montana State	18	26	14	18	8	6	9	6	2	23	13	11
Weber State	40	16	22	12	7	0	13	2	16	10	23	33
Utah Valley	32	22	13	10	13	2	2	2	9	23	7	7
vs. Wake Forest!	26	24	15	17	16	9	4	6	16	19	13	27
vs. Saint Louis!	28	10	10	8	14	2	12	8	30	26	8	24
LMU	32	30	17	9	7	6	7	3	19	22	12	19
at Wyoming	38	48	9	13	4	20	4	2	24	31	8	2
at Utah	40	26	11	14	9	6	3	10	18	11	9	0
Utah State	28	32	23	14	3	6	19	8	14	20	10	16
Boise State	30	28	11	10	4	7	10	5	12	19	7	18
Idaho State	34	26	21	24	15	16	15	7	7	29	18	6
at Missouri State	24	30	14	28	9	10	1	2	14	20	10	8
vs. Nevada^	36	30	12	12	14	10	6	12	8	15	13	21
at TCU*												
Oklahoma*												
Iowa State*												
at Houston*												
Cincinnati*												
at Oklahoma State*												
Texas Tech*												
at Kansas State*												
at Kansas*												
West Virginia												
Baylor												
at Cincinnati*												
at UCF*												
Kansas*												
TCU*												
at Iowa State*												
Houston												
at Texas												
Big 12 Tournament												
Big 12 Tournament												
Big 12 Tournament												
Per Game/Total	31.2 (406)	26.8 (348)	14.8 (192)	14.5 (189)	9.5 (123)	7.7 (100)	8.0 (104)	5.5 (72)	14.5 (189)	20.6 (268)	23	33
Lead/Trailed/Tied Record	Led: 9 (8-1) Trail: 4 (2-2) Tied: 0 (0-0)		Led: 6 (6-0) Trail: 6 (3-3) Tied: 1 (1-0)		Led: 8 (7-1) Trail: 5 (3-2) Tied: 0 (0-0)		Led: 7 (7-0) Trail: 4 (2-2) Tied: 2 (1-1)		Led: 3 (2-1) Trail: 9 (7-2) Tied: 0 (0-0)			



A LOOK INTO THE STARTING 5					
Opponent	(1)	(2)	(3)	(4)	(5)
at Montana State	1. Whiting	10. Woolston	11. Smiler	30. Davenport	12. Gustin
Weber State	1. Whiting	10. Woolston	11. Smiler	30. Davenport	12. Gustin
Utah Valley	1. Whiting	10. Woolston	11. Smiler	30. Davenport	12. Gustin
vs. Wake Forest!	1. Whiting	10. Woolston	11. Smiler	30. Davenport	12. Gustin
vs. Saint Louis!	1. Whiting	10. Woolston	11. Smiler	30. Davenport	12. Gustin
LMU	1. Whiting	10. Woolston	11. Smiler	30. Davenport	12. Gustin
at Wyoming	1. Whiting	10. Woolston	11. Smiler	30. Davenport	12. Gustin
at Utah	1. Whiting	3. Falatea	10. Woolston	11. Smiler	12. Gustin
Utah State	1. Whiting	10. Woolston	11. Smiler	30. Davenport	12. Gustin
Boise State	1. Whiting	10. Woolston	11. Smiler	12. Gustin	25. Calvert
Idaho State	1. Whiting	10. Woolston	11. Smiler	12. Gustin	25. Calvert
at Missouri State	1. Whiting	10. Woolston	11. Smiler	12. Gustin	25. Calvert
vs. Nevada^	1. Whiting	10. Woolston	30. Davenport	12. Gustin	25. Calvert
at TCU*					
Oklahoma*					
Iowa State*					
at Houston*					
Cincinnati*					
at Oklahoma State*					
Texas Tech*					
at Kansas State*					
at Kansas*					
West Virginia*					
Baylor*					
at Cincinnati*					
at UCF*					
Kansas*					
TCU*					
at Iowa State*					
Houston*					
at Texas*					
Big 12 Tournament					
Big 12 Tournament					
Big 12 Tournament					
Win-Loss Record	(1)	(2)	(3)	(4)	(5)
7-1	1. Whiting	10. Woolston	11. Smiler	30. Davenport	12. Gustin
2-1	1. Whiting	10. Woolston	11. Smiler	12. Gustin	25. Calvert
1-0	1. Whiting	10. Woolston	30. Davenport	12. Gustin	25. Calvert
0-1	1. Whiting	3. Falatea	10. Woolston	11. Smiler	12. Gustin

DOUBLE-DOUBLE TRACKER					
Player	Season	Career	Last	Pts	Reb.
Lauren Gustin	11	67	Nevada (12/21/23)	23	13
Amari Whiting	1	1	Idaho State (12/16/23)	14	12
Kailey Woolston	1	1	Utah Valley (11/14/23)	19	10
Lauren Gustin					

*Includes double-doubles at previous NCAA Division I schools

GAMES PLAYED/STARTED				
Player	Season		Career	
	GP	GS	GP	GS
11. Kaylee Smiler	12 (9-3)	12 (9-3)	116	41
12. Lauren Gustin	13 (10-3)	13 (10-3)	99	99
25. Emma Calvert	13 (10-3)	4 (3-1)	69	32
24. Rose Bubakar	13 (10-3)	0 (0-0)	64	11
5. Arielle Mackey-Williams	0 (0-0)	0 (0-0)	52	24
30. Lauren Davenport	13 (10-3)	9 (8-1)	57*	23*
21. Heather Hamson	10 (9-1)	0 (0-0)	31	0
1. Amari Whiting	13 (10-3)	13 (10-3)	13 (10-3)	13 (10-3)
10. Kailey Woolston	13 (10-3)	13 (10-3)	13 (10-3)	13 (10-3)
4. Ali'a Matavao	12 (10-2)	0 (0-0)	12 (10-2)	0
20. Marina Mata	8 (8-0)	0 (0-0)	8 (8-0)	0
15. McKinley Willardson	3 (3-0)	0 (0-0)	3 (3-0)	0
2. Kylie Krebs	1 (1-0)	0 (0-0)	1 (1-0)	0

*Includes games played and starts at previous NCAA Division I schools





AMBER WHITING

HIGHLIGHTS

- Won 2022 state championship at Burley High School (Idaho)
- 2022 4A Idaho Statesman Coach of the Year
- Conference Coach of the Year
- Back-to-back region titles in 2021 and 2022
- 70-37 record in four seasons at Burley High School

Shoe Circuit for the Natalie Williams Basketball Academy.

Whiting was the director of Utah Hard Knox, one of the most successful AAU programs in Utah, consistently producing Division I talent for both men's and women's programs across the state.

A standout at Snow College, Whiting was the team MVP for two straight years and was an All-America honorable mention in 1999 as a member of the SWAC All-Tournament team. She led team in scoring and assists and was honored as the Female Athlete of the Year in 1997 at Fremont High School.

Whiting was an All-Region Team selection in back-to-back season with the Badgers. Following her two-year career with Snow College, Whiting went on to play one season at Weber State where she averaged 5.0 points per game before transferring to BYU for the 2000-01 season.

Whiting graduated from BYU with a degree and teaching credential in history in 2001 with a minor in psychology. She went on to earn a master's degree in professional learning communities from Grand Canyon University.

She is married to former NJCAA All-American men's player Trent Whiting, who played at Snow College and Utah before finishing his collegiate career at BYU in 2001 where he averaged 14.2 points per game and was an all-conference selection. Trent played professionally overseas in Italy for 12 years.

Whiting, from Ogden, Utah, is the seventh head coach of BYU women's basketball since becoming an NCAA program in 1972. The 2023-24 season will be Whiting's second season at the helm of the program that posted a 16-17 record in her first season.

Whiting served as the head coach of the Burley High School girls team in Idaho from 2018-2022 where she won the 2022 state championship, just the third in school history. She was named the 4A Idaho Statesman Coach of the Year, the conference coach of the year and helped the Bobcats to back-to-back region titles.

While at Burley, Whiting took a program with just five wins in her first year to improvement every season including three consecutive 20-win seasons, culminating in a 25-1 campaign and title run in 2021-22. Whiting's record as a head coach at Burley was 70-37 over four seasons.

In addition to coaching at the high school level, Whiting was also the head coach for the Adidas 17U 3SSB Select Team for the Spring/Summer

WHITING'S SECOND CAMPAIGN

EDUCATION

- BYU (2001, B.A. in Elementary Education)
- Grand Canyon (Professional Learning Communities)
- Newport High School in Bellevue, Wash. (1991)

COACHING EXPERIENCE

- BYU Head Coach (2022-present)
- Burley High School Head Coach (2018-22)
- Utah Hard Knox – Director
- Adidas 17U 3SSB Select Team - Natalie Williams Basketball Academy

PLAYING CAREER

Played two seasons at Snow College (1997-99)

- Team MVP for two-straight seasons
- 1999 All-American Honorable Mention
- 1999 SWAC All-Tournament Team
- Led the Badgers in scoring and assists
- 1998 and 1998 All-Region Team selection

Played one season at Weber State (1999-2000)

- Averaged 5.0 points per game

Played one season at BYU (2000-01)

WHITING'S HEAD COACHING RECORD

Season	School	Overall	Pct.	Home	Pct.	Away	Pct.	Neutral	Pct.	Conf.	Pct.	Conf. Tourney	WNIT	NCAA
2022-23	BYU	16-17	.485	7-9	.438	6-6	.500	3-2	.600	9-9	.500	2-1	0-1	--
2023-24	BYU	10-3	.769	6-0	1.000	1-3	.333	3-0	1.000	---	---	---	---	--
CAREER	BYU	26-20	.565	13-9	.591	7-9	.438	6-2	.750	9-9	.500	2-1	0-1	--



WHITING VS. ALL OPPONENTS

Opponent	Overall	Last Meeting	Score	Next Meeting
Ball State	0-1	Nov. 26, 2022	L, 61-56	
Baylor	---	---	---	Feb. 7, 2024
Boise State	2-0	Dec. 9, 2023	W, 65-50	
Carroll College	1-0	Nov. 23, 2022	W, 71-47	
Cincinnati	---	---	---	Jan. 13, 2024
Colorado	---	---	---	Dec. 13, 2023
Colorado State	0-1	Nov. 8, 2022	L, 82-62	
Gonzaga	0-3	Mar 6, 2023	L, 79-64	
Houston	---	---	---	Jan. 10, 2024
Idaho State	1-0	Dec. 16, 2023	W, 79-76 OT	
Iowa State	---	---	---	Jan. 6, 2024
Kansas	---	---	---	Jan. 31, 2024
Kansas State	---	---	---	Jan. 27, 2024
LMU	3-0	Nov. 25, 2023	W, 74-58	
Missouri State	0-1	Dec. 20, 2023	L, 55-56	
Montana State	1-1	Nov. 7, 2023	W, 68-60	
Monmouth	1-0	Dec. 21, 2022	W, 70-50	
Oklahoma	0-1	Nov. 15, 2022	L, 77-66	
Oklahoma State	---	---	---	Jan. 17, 2024
Nevada	---	Dec. 21, 2023	W, 72-59	
Pacific	1-1	Jan. 28, 2023	L, 79-66	
Pepperdine	2-1	Mar. 3, 2023	W, 74-59	
Portland	0-2	Feb. 27, 2023	L, 61-49	
Rice	0-1	Mar. 17, 2023	L, 71-67	
Saint Louis	1-0	Nov. 21, 2023	W, 87-66	
Saint Mary's	2-0	Jan. 26, 2023	W, 74-59	
San Diego	1-1	Feb. 4, 2023	L, 52-49	
San Francisco	2-1	Mar. 4, 2023	W, 66-56	
Santa Clara	1-1	Feb. 16, 2023	W, 78-72	
TCU	---	---	---	Dec. 30, 2023
Texas	---	---	---	Mar. 2, 2024
Texas Tech	---	---	---	Jan. 20, 2024
Troy	0-1	Nov. 19, 2022	L, 68-62	
UCF	---	---	---	Feb. 13, 2024
Utah	0-2	Dec. 2, 2023	L, 68-87	
Utah State	1-0	Dec. 5, 2023	W, 72-66	
Utah Valley	1-0	Nov. 14, 2023	W, 59-44	
Wake Forest	1-0	Nov. 18, 2023	W, 67-44	
Washington State	1-0	Nov. 18, 2022	W, 65-56	
Weber State	1-0	Nov. 10, 2023	W, 77-49	
West Virginia	---	---	---	Feb. 3, 2024
Westminster	1-0	Oct. 27, 2022	W, 72-51 (Exh.)	
Wyoming	0-1	Nov. 28, 2023	L, 74-86	

	Overall	Home	Road	Neutral
Career Record	26-20	13-9	7-9	6-2



WHITING VS. RANKED OPPONENTS

Rank	Opponent	Score	Date
12	Utah	L, 68-87	Dec. 2, 2023
15	Utah	L, 76-59	Dec. 10, 2022
16	Gonzaga	L, 74-69	Mar. 6, 2023
16	Oklahoma	L, 77-66	Nov. 18, 2023
18	Gonzaga	L, 58-51	Feb. 25, 2023
23	Gonzaga	L, 67-58	Dec. 17, 2023

No. 1-5	No. 6-10	No. 11-15	No. 16-20	No. 21-25
0-0	0-0	0-2	0-3	0-1

WHITING VS. ALL CONFERENCES

ACC	1-0	Missouri Valley	0-1
American Athletic	0-1	Mountain West	6-2
Atlantic 10	1-0	Non D-1	1-0
Atlantic Sun	0-0	Ohio Valley	0-0
Big 12	0-1	Pac-12	1-2
Big East	0-0	SEC	0-0
Big Sky	3-1	Southland	0-0
Big West	0-0	Summit	0-0
Colonial Athletic	1-0	Sun Belt	0-1
Conference USA	0-0	SWAC	0-0
Horizon	0-0	WAC	1-0
MAC	0-1	West Coast	12-10

The couple has two children, Jace and Amari. Jace plays basketball at Boise State where he averaged 15.8 minutes, shot 41.6 percent from the field while averaging 3.1 points, 1.7 rebounds and 1.3 assists.. Amari missed her senior season because of injury, but will be entering her freshman year at BYU as a member of Whiting's 2023-24 squad. "I am super excited about the opportunity to be the head coach at BYU," Whiting said. "I've been in basketball my whole life playing, coaching and developing players, and I am looking forward to doing it again at this level. Coach Judkins established a great tradition of winning and a strong culture with some incredible players. I can't wait to get on board and continue that legacy and surround myself with a great staff. I am ready to get to work."



2

KYLIE KREBS

JUNIOR | 5-7 | GUARD | OAHU, HAWAII | GLENDALE COMMUNITY COLLEGE

2022-23 (Glendale Community College)

2021-22 (Glendale Community College)

Before BYU

Two-year honor roll honoree at Glendale Community College...6A All-District First Team...6A Desert Valley All-Region Second Team...Grew up on the North Shore of Oahu, Hawaii where she was a competitive surfer

Personal

Born in Peoria, Arizona...Daughter of Kenny and Katharine Krebs...Brothers Brock and Kason played football for BYU, Kaulin and Kameron played football for Cal Berkeley, Kelsea played water polo for Arizona State and Kallee played rugby for Arizona State...Majoring in business



Instagram: N/A
Twitter: [_kykrebbs](#)
TikTok: N/A

SEASON HIGHS

Points: --
Rebounds: --
Assists: --
Steals: --
Blocks: --
Field Goals: --
3-Pointers: --
Free Throws: --
Minutes: 1

CAREER HIGHS

Points: --
Rebounds: --
Assists: --
Steals: --
Blocks: --
Field Goals: --
3-Pointers: --
Free Throws: --
Minutes: 1

PRODUCTION TRACKER

Had a double-double - (0-0)
Scored 10+ points - (0-0)
Scored 20+ points - (0-0)
Led BYU in scoring - (0-0)
Led BYU in rebounds - (0-0)
Led BYU in assists - (0-0)
Led BYU in blocks - (0-0)
Made 5+ FGs - (0-0)
Made 3+ 3-pt FGs - (0-0)
Had 3+ assists - (0-0)
Had 3+ blocks - (0-0)
Had 5+ rebounds - (0-0)
Had 10+ rebounds - (0-0)

2023-24 GAME-BY-GAME

Table with columns: OPPONENT, DATE, MIN, FG-FGA, PCT, 3FG-FGA, PCT, FT-FTA, PCT, OFF, DEF, REB, AST, BLK, STL, PF, TO, PTS, AVG. Lists games against Montana State, Weber State, Utah Valley, Wake Forest, Saint Louis, LMU, Wyoming, Utah, Utah State, Boise State, Idaho State, Missouri State, Nevada, TCU, Oklahoma, Iowa State, Houston, Cincinnati, Oklahoma State, Texas Tech, Kansas State, and Kansas.

CAREER STATISTICS

Table with columns: YEAR, GP-GS, MPG, FG-FGA, PCT, 3FG-A, PCT, FT-FTA, PCT, OFF-DEF-REB, R/GM, PF-D, A, A/GM, TO, BLK, B/GM, STL, S/GM, PTS, AVG. Includes a TOTAL row.

BIG 12 CAREER STATISTICS

Table with columns: YEAR, GP-GS, MPG, FG-FGA, PCT, 3FG-A, PCT, FT-FTA, PCT, OFF-DEF-REB, AVG, PF-D, A, AVG, TO, BLK, AVG, STL, AVG, PTS, AVG. Includes a TOTAL row.





KAYLEE SMILER

GRADUATE | 5-8 | GUARD | HAMILTON, NEW ZEALAND | MELLVILLE HIGH SCHOOL

2022-23

Started 29 games while appearing in 31 of 33 total games in 2022-23 ... Scored 7.2 points per game on 44.7 percent shooting, going 46.7 percent from behind the arc to lead BYU ... Recorded 27 blocks and 22 steals during her junior campaign ...

2021-22

Played in 22 games ... Averaged 2.5 points, 1.1 rebounds and 1.0 assists in 12.2 minutes per game ... Shot 39.6 percent from the field ... Totaled 21 assists, including three against Pepperdine and LMU ... Made 10 of 32 from behind the arc

2020-21

Played in 24 games, averaging 16.3 minutes per contest ... Posted the second-highest 3-point percentage on the team (.392), knocking down 20 of her 51 attempts ... Averaged 3.1 points, 1.0 assists, 1.0 rebounds and 0.7 steals per game ... Ranked eighth in the WCC in assist/turnover ratio (1.6)

High School

Four-year letterwinner ... Three-time Team MVP 2015, 2016 and 2017 ... Named to Tournament Team in 2017 ... Team placed fourth at National Competition in 2017 ... Played on the Waikato U19 and U23 Club Team ... Team finished first at U19 National Competition in 2017 ... Team finished first at U23 National Competition ... Named to U19 Tournament Team in 2017 ... Played four different sports in high school

Personal

Daughter of Phillip and Loanna Smiler ... Has three brothers and a sister ... Played with her sister on Single A national championship team ... Served as student body president at Melville HS in 2017 ... Also plays piano and sax Loves Polynesian dancing ... Human Resource Management major, working on master's degree in biology

Instagram: [kaylee_smiler](#)
Twitter: [kayleesmiler](#)
TikTok: [kaylee_smiler](#)

SEASON HIGHS	Points:	17	Idaho State (12/16/23)
	Rebounds:	5 (x2)	at Utah (12/2/23)
	Assists:	7	LMU (11/25/23)
	Steals:	4 (x2)	at Missouri State (12/20/23)
	Blocks:	4	Weber State (11/10/23)
	Field Goals:	5	Idaho State (12/16/23)
	3-Pointers:	3 (x2)	vs. Wake Forest (11/18/23)
	Free Throws:	5	Idaho State (12/16/23)
	Minutes:	39	at Montana State (11/7/23)

CAREER HIGHS	Points:	19	at Saint Mary's (1/18/20)
	Rebounds:	6 (3x)	San Francisco (2/18/23)
	Assists:	8	at LMU (1/12/23)
	Steals:	4 (3x)	at Missouri State (12/20/23)
	Blocks:	4 (x2)	Weber State (11/10/23)
	Field Goals:	7 (2x)	Ball State (11/26/22)
	3-Pointers:	4 (2x)	Monmouth (12/21/23)
	Free Throws:	6	Oklahoma (11/15/22)
	Minutes:	40 (2x)	vs. Washington St. (11/18/22)

PRODUCTION TRACKER	Had a double-double	– (0-0)	– (0-0)
	Scored 10+ points	4 (4-0)	13 (8-5)
	Scored 20+ points	– (0-0)	0 (0-0)
	Led BYU in scoring	– (0-0)	– (0-0)
	Led BYU in rebounds	– (0-0)	– (0-0)
	Led BYU in assists	4 (4-0)	4 (4-0)
	Led BYU in blocks	4 (4-0)	4 (4-0)
	Made 5+ FGs	1 (1-0)	4 (3-1)
	Made 3+ 3-pt FGs	2 (2-0)	5 (5-0)
	Had 3+ assists	6 (6-0)	20 (15-5)
Had 5+ assists	4 (4-0)	4 (4-0)	
Had 2+ blocks	4 (4-0)	12 (10-2)	
Had 2+ steals	6 (4-2)	14 (11-3)	

2023-24 GAME-BY-GAME

OPPONENT	DATE	MIN.	FG-FGA	PCT	3FG-FGA	PCT	FT-FTA	PCT	OFF	DEF	REB	AST	BLK	STL	PF	TO	PTS	AVG
at Montana State	11/7	39	4-6	.667	3-3	1.000	3-4	.750	0	3	3	0	0	4	3	0	14	14.0
Weber State	11/10	36	4-6	.667	2-3	.667	0-0	.000	1	5	6	5	4	0	2	2	10	12.0
Utah Valley	11/14	30	0-7	.000	0-0	.000	0-0	.000	1	1	2	5	0	1	4	0	0	8.7
vs. Wake Forest	11/18	32	3-3	1.000	3-3	1.000	1-2	.500	0	1	1	3	1	2	1	4	10	8.5
vs. Saint Louis	11/21	36	2-5	.400	1-3	.333	0-0	.000	1	3	4	5	0	1	3	1	5	7.8
LMU	11/25	33	3-5	.600	1-3	.333	1-2	.500	0	2	2	7	3	1	1	0	8	7.8
at Wyoming	11/28	38	1-5	.200	0-2	.000	0-0	.000	0	0	0	2	1	2	1	2	7	7.0
at Utah	12/2	36	1-1	1.000	1-1	1.000	1-2	.500	1	4	5	4	0	2	1	2	4	6.6
Utah State	12/5	35	2-4	.500	2-3	.667	1-2	.500	0	3	3	3	1	2	5	3	7	6.7
Boise State	12/9	34	3-6	.500	2-2	1.000	0-2	.000	0	2	2	5	2	2	3	3	8	4.1
Idaho State	12/16	37	5-7	.714	2-4	.500	5-6	.833	0	3	3	2	3	0	4	3	17	7.7
at Missouri State	12/20	38	2-4	.500	1-1	1.000	0-0	.000	0	0	0	0	2	1	4	3	7	7.5
vs. Nevada	12/21																	7.5
at TCU	12/30																	
Oklahoma	1/3																	
Iowa State	1/6																	
at Houston	1/10																	
Cincinnati	1/13																	
at Oklahoma State	1/17																	
Texas Tech	1/20																	
at Kansas State	1/27																	
at Kansas	1/31																	
West Virginia	2/3																	
Baylor	2/7																	
at Cincinnati	2/10																	
at UCF	2/13																	
Kansas	2/17																	
TCU	2/21																	
at Iowa State	2/25																	
Houston	2/28																	
at Texas	3/2																	
Big 12 1st Round	3/7																	
Big 12 2nd Round	3/8																	
Big 12 Quarterfinals	3/9																	
Big 12 Semifinals	3/11																	
Big 12 Championship	3/12																	

CAREER STATISTICS

YEAR	GP-GS	MPG	FG-FGA	PCT	3FG-A	PCT	FT-FTA	PCT	OFF-DEF-REB	R/GM	PF-D	A	A/GM	TO	BLK	B/GM	STL	S/GM	PTS	AVG
2019-2020	27-0	9.3	17-44	.386	11-28	.393	3-6	.500	9-35-44	1.6	23-0	21	0.8	17	3	0.1	7	0.3	48	1.8
2020-2021	24-0	16.3	26-66	.394	20-51	.392	2-2	1.000	3-21-24	1.0	30-0	25	1.0	26	7	0.3	16	0.7	74	3.1
2021-2022	22-0	12.2	19-48	.396	10-32	.313	6-8	.750	5-20-25	1.1	22-0	21	1.0	9	3	0.1	10	0.5	54	2.5
2022-2023	31-29	32.1	70-155	.452	45-96	.469	42-53	.768	12-46-58	1.9	82-4	64	2.1	47	28	0.9	24	0.8	227	7.3
2023-2024	12-12	35.3	30-59	.508	18-31	.581	12-20	.600	4-27-31	2.6	32-1	43	3.6	26	16	1.3	21	1.8	90	7.5
TOTAL	116-41	20.1	162-372	.435	104-238	.437	65-89	.730	33-149-182	1.6	189-5	174	1.5	115	57	0.5	78	0.7	493	4.3

BIG 12 CAREER STATISTICS

YEAR	GP-GS	MPG	FG-FGA	PCT	3FG-A	PCT	FT-FTA	PCT	OFF-DEF-REB	R/GM	PF-D	A	A/GM	TO	BLK	B/GM	STL	S/GM	PTS	AVG
2023-24	–	–	–	–	–	–	–	–	–	–	–	–	–	–	–	–	–	–	–	–
TOTAL	0-0	0.0	0-0	.000	0-0	.000	0-0	.000	0-0-0	0.0	0-0	0	0.0	0	0	0.0	0	0.0	0	0.0



12



LAUREN GUSTIN

SENIOR | 6-1 | FORWARD | SALEM, UTAH | SALT LAKE CC/SALEM HIGH SCHOOL

2022-23 Started all 33 games...led NCAA in rebounds per game (16.7)...led NCAA in defensive rebounds per game (11.7)...second in the NCAA in double-doubles (27)...third in the NCAA in minutes per game (38.3)...fourth in offensive rebounds per game (5.0)...broke single-season BYU rebounding record (552); Gustin's 552 rebounds is good for 3rd most in NCAA history... named West Coast Conference Co-Defensive Player of the Year...Preseason and Midseason Top 10 for Katrina McClain Award...Naismith Defensive Player of the Year Watch List...Three-time WCC Player of the Week (Dec. 5, Jan. 9, Feb. 20)...averaged 16.1 points per game, 16.7 rebounds, 2.0 assists

Named AP All-America Honorable Mention...Garnered All-WCC First Team honors...Named WCC Player of the Week on Jan. 18...Led the nation at one point in rebounds per game. Finished the season ranked sixth in the country in the category and first in the WCC with a 12.6 average. Ranked fifth nationally in defensive rebounds per game (9.1)...Tallied 27 points and 20 rebounds, both season-highs, versus Pepperdine on Feb. 4. Her 20 rebounds were the sixth most by a BYU women's basketball player in Marriott Center history and the most since Tina Gunn pulled down 23 boards vs. Utah State in 1980...Ranked 11th in the country in double-doubles with 15...On the team, ranked third in scoring (11.3 ppg) and second in steals (1.0 SPG)...Was the team's leading rebounder in 21 of 24 games played

2021-22 All-WCC First Team...Finalist for Katrina McClain Award...Led WCC and No. 8 nationally in rebounding average (11.6)...14 double-doubles (No. 28 nationally)...Career-high 21 rebounds at Oklahoma (Dec. 10, 2021)...Led WCC in total rebounds (335) and No. 17 nationally...No. 4 in single-season history at BYU with 335 boards...Led WCC with 4.3 offensive rebounds per game...WCC Player of the Week (Dec. 27, 2021)...Scored in double figures 19 times...double-digit rebounds in 23 games...Shot 50.7 percent from the field (No. 7 in WCC)...No. 14 in career rebounds at BYU with 638

2019-2020 Played one season averaging a double-double with 19.1 points and 13.1 rebounds per game...Named NJCAA All-America Honorable Mention

Personal Daughter of Scarlett and John Gustin...three brothers and one sister...Mom (Scarlett Overly) played basketball at BYU from 1987-1989 where she was a third-team All-American and all-conference honoree...Father played quarterback at Wyoming...Brother (Porter) plays for the Miami Dolphins after playing linebacker and defensive end at USC.

2020-21

2023-24 GAME-BY-GAME

Table with columns: OPPONENT, DATE, MIN., FG-FGA, PCT, 3FG-FGA, PCT, FT-FTA, PCT, OFF, DEF, REB, AST, BLK, STL, PF, TO, PTS, AVG. Rows include games against Montana State, Weber State, Utah Valley, Wake Forest, Saint Louis, LMU, Wyoming, Nevada, Utah State, Boise State, Idaho State, Missouri State, TCU, Oklahoma, Iowa State, Cincinnati, Texas Tech, and Kansas State.

Instagram: laurengustin9
Twitter: laurengus1Q
TikTok: laurengustin8

SEASON HIGHS

Points: 24 (x2) at Wyoming (11/28/23)
Rebounds: 22 vs. Wake Forest (11/18/23)
Assists: 6 Utah Valley (11/14/23)
Steals: 2 Idaho State (12/16/23)
Blocks: 1 (x3) at Utah (12/2/23)
Field Goals: 11 (2) vs. Nevada (12/21/23)
3-Pointers: -
Free Throws: 5 Utah State (12/5/23)
Minutes: 44 (OT) Idaho State (12/16/23)

CAREER HIGHS

Points: 30 (2x) at Santa Clara (2/16/23)
Rebounds: 27 San Francisco (3/4/23)
Assists: 8 vs. Troy (11/19/22)
Steals: 4 at Oklahoma (12/10/21)
Blocks: 2 (4x) San Diego (1/7/23)
Field Goals: 14 (2x) at Santa Clara (2/16/23)
3-Pointers: 1 (3x) San Francisco (1/19/23)
Free Throws: 7 at Utah State (2/7/20)
Minutes: 45 Pepperdine (2/9/23)

PRODUCTION TRACKER

Table with 3 columns: 2023-24, Career, and Career totals. Rows include metrics like Had a double-double, Scored 10+ points, Scored 20+ points, Led BYU in scoring, Led BYU in rebounds, Led BYU in assists, Led BYU in blocks, Had 3+ assists, Had 3+ blocks, Had 10+ rebounds, Had 15+ rebounds, Had 20+ rebounds, Had 24+ rebounds.

CAREER STATISTICS

Table with columns: YEAR, GP-GS, MPG, FG-FGA, PCT, 3FG-A, PCT, FT-FTA, PCT, OFF-DEF-REB, R/GM, PF-D, A, A/GM, TO, BLK, B/GM, STL, S/GM, PTS, AVG. Rows include 2020-2021, 2021-2022, 2022-2023, 2023-2024, and TOTAL.

BIG 12 CAREER STATISTICS

Table with columns: YEAR, GP-GS, MPG, FG-FGA, PCT, 3FG-A, PCT, FT-FTA, PCT, OFF-DEF-REB, R/GM, PF-D, A, A/GM, TO, BLK, B/GM, STL, S/GM, PTS, AVG. Rows include 2023-24 and TOTAL.



15



MCKINLEY WILLARDSON

FRESHMAN | 6-1 | FORWARD | CORONA, CALIFORNIA | SANTIAGO HIGH SCHOOL

High School

Four-year starter and team captain at Santiago High School... California Division I All-State Honoree...Led her team to the 2023 California Division I State Championship...Scored 12.1 points while grabbing 8.9 rebounds per contest during her senior year...Citrus Belt Area Female Athlete of the Year... Holds her high school single-game scoring record with 48 points (as a sophomore)...Averaged 23 points, 12 rebounds and 3 blocks per game in the California State playoffs... Played for EYBL "Team Why Not," sponsored by Air Jordan ...4x All-Conference Scholar Athlete with a 4.0 GPA...Also recruited by St. Mary's, Portland State, San Jose St, Idaho State, Cal State Northridge, Utah Valley, Sacramento State, Cal State Monterey, Cal State Bakersfield and Cal Poly Pomona

Personal

Daughter of Chad and Amber Willardson...Oldest of five children...Cousins Kristen Riley, Lauren Riley and Taylor Maughan played basketball at BYU...Earned the National Seal of Biliiteracy (Spanish) in 2023...Played volleyball and lacrosse in high school...Enjoys surfing, snow skiing, flying planes, painting, concerts and plays



Instagram: [mckinleyravy](#)
LinkedIn: [McKinley Willardson](#)

SEASON HIGHS

Points:	2	Weber State (11/10/23)
Rebounds:	1	Weber State (11/10/23)
Assists:	-	
Steals:	-	
Blocks:	-	
Field Goals:	1	Weber State (11/10/23)
3-Pointers:	-	
Free Throws:	-	
Minutes:	1 (x2)	Boise State (12/9/23)

CAREER HIGHS

Points:	2	Weber State (11/10/23)
Rebounds:	1	Weber State (11/10/23)
Assists:	-	
Steals:	-	
Blocks:	-	
Field Goals:	1	Weber State (11/10/23)
3-Pointers:	-	
Free Throws:	-	
Minutes:	1 (x2)	Boise State (12/9/23)

PRODUCTION TRACKER

Had a double-double	- (0-0)	- (0-0)
Scored 10+ points	- (0-0)	- (0-0)
Scored 20+ points	- (0-0)	- (0-0)
Led BYU in scoring	- (0-0)	- (0-0)
Led BYU in rebounds	- (0-0)	- (0-0)
Led BYU in assists	- (0-0)	- (0-0)
Led BYU in blocks	- (0-0)	- (0-0)
Made 5+ FGs	- (0-0)	- (0-0)
Made 3+ 3-pt FGs	- (0-0)	- (0-0)
Had 3+ assists	- (0-0)	- (0-0)
Had 3+ blocks	- (0-0)	- (0-0)
Had 5+ rebounds	- (0-0)	- (0-0)
Had 10+ rebounds	- (0-0)	- (0-0)

2023-24 GAME-BY-GAME

OPPONENT	DATE	MIN.	FG-FGA	PCT	3FG-FGA	PCT	FT-FTA	PCT	OFF	DEF	REB	AST	BLK	STL	PF	TO	PTS	AVG
at Montana State	11/7																	
Weber State	11/10	1	1-1	1.000	0-0	.000	0-0	.000	1	0	1	0	0	0	0	0	2	2.0
Utah Valley	11/14																	
vs. Wake Forest	11/18	2	0-0	.000	0-0	.000	0-0	.000	0	0	0	1	0	0	0	1	0	1.0
vs. Saint Louis	11/21																	
LMU	11/25																	
at Wyoming	11/28																	
at Utah	12/2																	
Utah State	12/5																	
Boise State	12/9	1	0-0	.000	0-0	.000	0-0	.000	0	0	0	0	0	0	0	0	0	0.7
Idaho State	12/16																	
at Missouri State	12/20																	
vs. Nevada	12/21																	
at TCU	12/30																	
Oklahoma	1/3																	
Iowa State	1/6																	
at Houston	1/10																	
Cincinnati	1/13																	
at Oklahoma State	1/17																	
Texas Tech	1/20																	
at Kansas State	1/27																	
at Kansas	1/31																	
West Virginia	2/3																	
Baylor	2/7																	
at Cincinnati	2/10																	
at UCF	2/13																	
Kansas	2/17																	
TCU	2/21																	
at Iowa State	2/25																	
Houston	2/28																	
at Texas	3/2																	
Big 12 1st Round	3/7																	
Big 12 2nd Round	3/8																	
Big 12 Quarterfinals	3/9																	
Big 12 Semifinals	3/11																	
Big 12 Championship	3/12																	

CAREER STATISTICS																				
YEAR	GP-GS	MPG	FG-FGA	PCT	3FG-A	PCT	FT-FTA	PCT	OFF-DEF-REB	R/GM	PF-D	A	A/GM	TO	BLK	B/GM	STL	S/GM	PTS	AVG
2023-2024	3-0	1.6	1-1	1.000	0-0	.000	0-0	.000	1-0-1	0.3	0-0	1	0.3	1	0	0.0	0	0.0	2	0.7
TOTAL	3-0	1.6	1-1	1.000	0-0	.000	0-0	.000	1-0-1	0.3	0-0	1	0.3	1	0	0.0	0	0.0	2	0.7

BIG 12 CAREER STATISTICS																				
YEAR	GP-GS	MPG	FG-FGA	PCT	3FG-A	PCT	FT-FTA	PCT	OFF-DEF-REB	R/GM	PF-D	A	A/GM	TO	BLK	B/GM	STL	S/GM	PTS	AVG
2023-24	-	-	-	-	-	-	-	-	-	-	-	-	-	-	-	-	-	-	-	-
TOTAL	0-0	0.0	0-0	.000	0-0	.000	0-0	.000	0-0-0	0.0	0-0	0	0.0	0	0	0.0	0	0.0	0	0.0





MARINA MATA

FRESHMAN | 6-1 | FORWARD | BARBASTRO, SPAIN | INSTITUTO JOAQUIM BLUME EN BARCELONA

Before BYU
 Played for the U18 Spanish National Team in the U18 Women's European Championship where she helped Spain earn a bronze medal in the tournament while averaging 11.2 points, 6.5 rebounds and 0.8 assists.

Personal
 Daughter of Patricia y Miguel Ángel...Has a brother named Sergio...Played for the Spanish World Cup Team...Working on a degree in psychology

In Spain's win over Latvia in the opening round, Mata went 6-for-6 from the field to total 16 points, 9 rebounds, two assists and two blocks.

Instagram: [marinamata_](#)
 Twitter: [marinamata_](#)
 TikTok: [marinamata_](#)

SEASON HIGHS

Points:	2	vs. Wake Forest (11/18/23)
Rebounds:	1	vs. Wake Forest (11/18/23)
Assists:	-	
Steals:	-	
Blocks:	-	
Field Goals:	-	
3-Pointers:	-	
Free Throws:	2	vs. Wake Forest (11/18/23)
Minutes:	8	Weber State (11/10/23)

CAREER HIGHS

Points:	2	vs. Wake Forest (11/18/23)
Rebounds:	1	vs. Wake Forest (11/18/23)
Assists:	-	
Steals:	-	
Blocks:	-	
Field Goals:	-	
3-Pointers:	-	
Free Throws:	2	vs. Wake Forest (11/18/23)
Minutes:	8	Weber State (11/10/23)

PRODUCTION TRACKER

	2023-24	Career
Had a double-double	-(0-0)	-(0-0)
Scored 10+ points	-(0-0)	-(0-0)
Scored 20+ points	-(0-0)	-(0-0)
Led BYU in scoring	-(0-0)	-(0-0)
Led BYU in rebounds	-(0-0)	-(0-0)
Led BYU in assists	-(0-0)	-(0-0)
Led BYU in blocks	-(0-0)	-(0-0)
Made 5+ FGs	-(0-0)	-(0-0)
Made 3+ 3-pt FGs	-(0-0)	-(0-0)
Had 3+ assists	-(0-0)	-(0-0)
Had 3+ blocks	-(0-0)	-(0-0)
Had 5+ rebounds	-(0-0)	-(0-0)
Had 10+ rebounds	-(0-0)	-(0-0)

2023-24 GAME-BY-GAME

OPPONENT	DATE	MIN.	FG-FGA	PCT	3FG-FGA	PCT	FT-FTA	PCT	OFF	DEF	REB	AST	BLK	STL	PF	TO	PTS	AVG
at Montana State	11/7																	
DID NOT PLAY																		
Weber State	11/10	8	0-1	.000	0-1	.000	0-0	.000	0	0	0	0	0	0	0	0	0	0.0
Utah Valley	11/14	1	0-0	.000	0-0	.000	0-0	.000	0	0	0	0	0	0	0	0	0	0.0
vs. Wake Forest	11/18	6	0-1	.000	0-0	.000	2-2	1.000	1	1	0	0	0	0	3	2	0.6	
vs. Saint Louis	11/21	2	0-0	.000	0-0	.000	0-0	.000	0	0	0	0	0	0	1	1	0.5	
LMU	11/25																	
DID NOT PLAY																		
at Wyoming	11/28																	
DID NOT PLAY																		
at Utah	12/2	1	0-0	.000	0-0	.000	0-0	.000	0	0	0	0	0	0	0	0	0	0.4
Utah State	12/5	1	0-0	.000	0-0	.000	0-0	.000	0	0	0	0	0	0	0	0	0	0.3
Boise State	12/9	2	0-0	.000	0-0	.000	0-0	.000	0	0	0	0	0	0	0	1	0	0.3
Idaho State	12/16																	
DID NOT PLAY																		
at Missouri State	12/20																	
DID NOT PLAY																		
vs. Nevada	12/21	1	0-0	.000	0-0	.000	0-0	.000	0	0	0	0	0	0	0	0	0	0.3
at TCU	12/30																	
Oklahoma	1/3																	
Iowa State	1/6																	
at Houston	1/10																	
Cincinnati	1/13																	
at Oklahoma State	1/17																	
Texas Tech	1/20																	
at Kansas State	1/27																	
at Kansas	1/31																	
West Virginia	2/3																	
Baylor	2/7																	
at Cincinnati	2/10																	
at UCF	2/13																	
Kansas	2/17																	
TCU	2/21																	
at Iowa State	2/25																	
Houston	2/28																	
at Texas	3/2																	
Big 12 1st Round	3/7																	
Big 12 2nd Round	3/8																	
Big 12 Quarterfinals	3/9																	
Big 12 Semifinals	3/11																	
Big 12 Championship	3/12																	

CAREER STATISTICS

YEAR	GP-GS	MPG	FG-FGA	PCT	3FG-A	PCT	FT-FTA	PCT	OFF-DEF-REB	R/GM	PF-D	A	A/GM	TO	BLK	B/GM	STL	S/GM	PTS	AVG
2023-2024	8-0	2.7	0-2	.000	0-1	.000	2-2	1.000	0-1-1	0.1	4-0	0	0.0	4	0	0.0	0	0.0	2	0.3
-	-	-	-	-	-	-	-	-	-	-	-	-	-	-	-	-	-	-	-	-
-	-	-	-	-	-	-	-	-	-	-	-	-	-	-	-	-	-	-	-	-
-	-	-	-	-	-	-	-	-	-	-	-	-	-	-	-	-	-	-	-	-
-	-	-	-	-	-	-	-	-	-	-	-	-	-	-	-	-	-	-	-	-
TOTAL	8-0	2.7	0-2	.000	0-1	.000	2-2	1.000	0-1-1	0.1	4-0	0	0.0	4	0	0.0	0	0.0	2	0.3

BIG 12 CAREER STATISTICS

YEAR	GP-GS	MPG	FG-FGA	PCT	3FG-A	PCT	FT-FTA	PCT	OFF-DEF-REB	R/GM	PF-D	A	A/GM	TO	BLK	B/GM	STL	S/GM	PTS	AVG
2023-24	-	-	-	-	-	-	-	-	-	-	-	-	-	-	-	-	-	-	-	-
-	-	-	-	-	-	-	-	-	-	-	-	-	-	-	-	-	-	-	-	-
-	-	-	-	-	-	-	-	-	-	-	-	-	-	-	-	-	-	-	-	-
-	-	-	-	-	-	-	-	-	-	-	-	-	-	-	-	-	-	-	-	-
TOTAL	0-0	0.0	0-0	.000	0-0	.000	0-0	.000	0-0-0	0.0	0-0	0	0.0	0	0	0.0	0	0.0	0	0.0



21



HEATHER HAMSON

JUNIOR | 6-3 | FORWARD | LINDON, UTAH | PLEASANT GROVE HIGH SCHOOL
2022-23

Hamson appeared in 21 games for the Cougars during the 2022-23 campaign and contributed 1.1 points on 53.3 percent shooting, 0.4 rebounds per game.

High School

Earned Utah 5A All-State selection in 2021 at Pleasant Grove High School...Named to the Utah 5A Academic All-State Team...Also earned All-State honors in volleyball where she led Pleasant Grove to the 2019 5A volleyball state championship

Personal

Daughter of David and Tresa...Mother, Tresa Spaulding Hamson, played basketball at BYU from 1983-1987. Heather's sisters Jennifer and Sara also suited up for the BYU women's team...Majoring in exercise science with the desire to go into athletic training

2023-24 GAME-BY-GAME

OPPONENT	DATE	MIN.	FG-FGA	PCT	3FG-FGA	PCT	FT-FTA	PCT	OFF	DEF	REB	AST	BLK	STL	PF	TO	PTS	AVG
at Montana State	11/7	1	0-0	.000	0-0	.000	0-0	.000	0	0	0	0	0	0	0	0	0	0.0
Weber State	11/10	6	1-2	.500	0-0	.000	1-3	.333	0	0	0	0	0	1	0	0	3	1.5
Utah Valley	11/14	1	0-0	.000	0-0	.000	0-0	.000	0	0	0	0	0	0	1	1	0	1.0
vs. Wake Forest	11/18	4	0-1	.000	0-0	.000	0-0	.000	0	3	3	0	1	0	1	0	0	0.8
vs. Saint Louis	11/21	2	0-0	.000	0-0	.000	0-0	.000	0	0	0	0	0	0	0	0	0	0.6
Weber State (11/10/23)	11/25	2	0-0	.000	0-0	.000	0-0	.000	0	0	0	0	0	0	1	0	0	0.5
at Wyoming	11/28																	DID NOT PLAY
at Utah	12/2	1	0-0	.000	0-0	.000	0-0	.000	0	0	0	0	0	0	0	0	0	0.4
Utah State	12/5																	DID NOT PLAY
Weber State (11/10/23)	12/9	2	1-1	1.000	0-0	.000	0-0	.000	0	0	0	0	0	0	0	0	2	0.6
Boise State	12/9	2	1-1	1.000	0-0	.000	0-0	.000	0	0	0	0	0	0	0	0	2	0.6
Idaho State	12/16																	DID NOT PLAY
at Missouri State	12/20																	DID NOT PLAY
vs. Nevada	12/21	9	3-3	1.000	0-0	.000	0-0	.000	0	0	0	0	0	0	1	0	6	1.2
at TCU	12/30																	
Oklahoma	1/3																	
Iowa State	1/6																	
at Houston	1/10																	
Cincinnati	1/13																	
at Oklahoma State	1/17																	
Texas Tech	1/20																	
at Kansas State	1/27																	
at Kansas	1/31																	
West Virginia	2/3																	
Baylor	2/7																	
at Cincinnati	2/10																	
at UCF	2/13																	
Kansas	2/17																	
TCU	2/21																	
at Iowa State	2/25																	
Houston	2/28																	
at Texas	3/2																	
Big 12 1st Round	3/7																	
Big 12 2nd Round	3/8																	
Big 12 Quarterfinals	3/9																	
Big 12 Semifinals	3/11																	
Big 12 Championship	3/12																	

Instagram: [heather_hamson21](#)
Twitter: [heath_bar1312](#)

SEASON HIGHS

Points:	6	vs. Nevada (12/21/23)
Rebounds:	—	
Assists:	1	Weber State (11/10/23)
Steals:	1	Weber State (11/10/23)
Blocks:	—	
Field Goals:	3	vs. Nevada (12/21/23)
3-Pointers:	—	
Free Throws:	1	Weber State (11/10/23)
Minutes:	6	Weber State (11/10/23)

CAREER HIGHS

Points:	6 (x3)	vs. Nevada (12/21/23)
Rebounds:	2 (2x)	Pepperdine (3/3/23)
Assists:	1 (6x)	LMU (2/11/23)
Steals:	1	Saint Mary's (12/31/22)
Blocks:	2	Saint Mary's (12/31/22)
Field Goals:	3	vs. Nevada (12/21/23)
3-Pointers:	—	
Free Throws:	4	at LMU (1/12/23)
Minutes:	14	at LMU (1/12/23)

PRODUCTION TRACKER

Had a double-double	— (0-0)	— (0-0)
Scored 10+ points	— (0-0)	— (0-0)
Scored 20+ points	— (0-0)	— (0-0)
Led BYU in scoring	— (0-0)	— (0-0)
Led BYU in rebounds	— (0-0)	— (0-0)
Led BYU in assists	— (0-0)	— (0-0)
Led BYU in blocks	— (0-0)	— (0-0)
Made 5+ FGs	— (0-0)	— (0-0)
Made 3+ 3-pt FGs	— (0-0)	— (0-0)
Had 3+ assists	— (0-0)	— (0-0)
Had 3+ blocks	— (0-0)	— (0-0)
Had 5+ rebounds	— (0-0)	— (0-0)
Had 10+ rebounds	— (0-0)	— (0-0)

CAREER STATISTICS

YEAR	GP-GS	MPG	FG-FGA	PCT	3FG-A	PCT	FT-FTA	PCT	OFF-DEF-REB	R/GM	PF-D	A	A/GM	TO	BLK	B/GM	STL	S/GM	PTS	AVG
2022-23	21-0	4.2	8-15	.533	0-0	.000	7-8	.875	4-5-9	0.4	12-0	6	0.3	8	2	0.1	1	0.1	23	1.1
2023-24	9-0	3.0	5-7	.714	0-0	.000	1-3	.333	0-3-3	0.3	3-0	1	0.1	2	1	0.1	1	0.1	11	1.2
—	—	—	—	—	—	—	—	—	—	—	—	—	—	—	—	—	—	—	—	—
—	—	—	—	—	—	—	—	—	—	—	—	—	—	—	—	—	—	—	—	—
TOTAL	30-0	3.9	13-22	.591	0-0	.000	8-11	.727	4-8-12	0.4	15-0	7	0.2	10	3	0.1	2	0.1	34	1.1

BIG 12 CAREER STATISTICS

YEAR	GP-GS	MPG	FG-FGA	PCT	3FG-A	PCT	FT-FTA	PCT	OFF-DEF-REB	R/GM	PF-D	A	A/GM	TO	BLK	B/GM	STL	S/GM	PTS	AVG
2023-24	—	—	—	—	—	—	—	—	—	—	—	—	—	—	—	—	—	—	—	—
TOTAL	0-0	0.0	0-0	.000	0-0	.000	0-0	.000	0-0-0	0.0	0-0	0	0.0	0	0	0.0	0	0.0	0	0.0



24



ROSE BUBAKAR

JUNIOR | 6-0 | GUARD | FREDERICK, MARYLAND | FREDERICK HIGH SCHOOL
2022-23

Appeared in all 33 games, starting in 11 for the Cougars a year ago...Bubakar contributed 6.7 points per contest on a 44.6 percent clip...the sophomore also grabbed 3.0 rebounds, dished 1.0 assists and 0.6 assists.

Before BYU

Prepped at Frederick High School where she was a three-time all-state selection...Two-time state champion...Won two CMS titles...Three-time CMC divisional champ...Helped win three region titles

Personal

Parents are Caroline and Kabeya Bubakar... Undecided on major...Loves to dance and can play guitar and piano

2021-22

Played in 18 games...Averaged 6.6 minutes per game, scoring 2.2 points...Shot 34.1 percent from the field...Averaged 1.6 rebounds...Season-high 8 points against Utah State...Scored 6 points against Santa Clara with two 3-pointers...Season-high 4 rebounds against Pacific...Played a season-high 11 minutes against Pepperdine and had 3 points, 1 assist, 1 steal and 3 rebounds

2023-24 GAME-BY-GAME

OPPONENT	DATE	MIN.	FG-FGA	PCT	3FG-FGA	PCT	FT-FTA	PCT	OFF	DEF	REB	AST	BLK	STL	PF	TO	PTS	AVG
at Montana State	11/7	11	1-4	.250	0-2	.000	0-1	.000	0	3	3	0	0	1	1	1	2	2.0
Weber State	11/10	9	1-2	.500	1-2	.500	1-2	.500	1	2	3	2	0	0	1	2	4	3.0
Utah Valley	11/14	6	0-1	.000	0-0	.000	0-0	.000	0	0	0	0	0	0	0	2	0	2.0
vs. Wake Forest	11/18	20	1-4	.250	0-3	.000	0-0	.000	1	1	2	1	0	1	1	0	2	2.0
vs. Saint Louis	11/21	20	1-5	.200	0-4	.000	6-6	1.000	1	1	2	1	0	2	2	2	8	3.2
LMU	11/25	12	0-2	.000	0-1	.000	2-2	1.000	1	0	1	1	0	0	0	1	2	3.0
at Wyoming	11/28	5	0-1	.000	0-1	.000	0-0	.000	1	0	1	0	0	0	0	0	0	2.6
at Utah	12/2	4	0-1	.000	0-1	.000	0-0	.000	1	0	1	0	0	1	0	1	0	2.3
Utah State	12/5	4	0-0	.000	0-0	.000	0-0	.000	0	0	0	0	0	0	0	0	0	2.0
Boise State	12/9	16	1-5	.200	0-1	.000	0-0	.000	1	4	5	1	0	0	1	0	2	2.0
Idaho State	12/16	7	1-1	1.000	0-0	.000	0-0	.000	2	0	2	0	0	1	1	2	2	2.0
at Missouri State	12/20	10	1-2	.500	0-1	.000	0-0	.000	0	0	0	0	0	0	0	1	2	2.0
vs. Nevada	12/21	12	0-0	.000	0-0	.000	0-0	.000	0	3	3	1	0	1	0	1	0	1.8
at TCU	12/30																	
Oklahoma	1/3																	
Iowa State	1/6																	
at Houston	1/10																	
Cincinnati	1/13																	
at Oklahoma State	1/17																	
Texas Tech	1/20																	
at Kansas State	1/27																	
at Kansas	1/31																	
West Virginia	2/3																	
Baylor	2/7																	
at Cincinnati	2/10																	
at UCF	2/13																	
Kansas	2/17																	
TCU	2/21																	
at Iowa State	2/25																	
Houston	2/28																	
at Texas	3/2																	
Big 12 1st Round	3/7																	
Big 12 2nd Round	3/8																	
Big 12 Quarterfinals	3/9																	
Big 12 Semifinals	3/11																	
Big 12 Championship	3/12																	

Instagram: [roseball24](#)
Twitter: [roseball24](#)
TikTok: [roseball24](#)

SEASON HIGHS

Points:	8	vs. Saint Louis (11/21/23)
Rebounds:	5	Boise State (12/9/23)
Assists:	2	Weber State (11/10/23)
Steals:	2	vs. Saint Louis (11/21/23)
Blocks:	-	
Field Goals:	1 (x5)	Boise State (12/9/23)
3-Pointers:	1	Weber State (11/10/23)
Free Throws:	6	vs. Saint Louis (11/21/23)
Minutes:	20	vs. Wake Forest (11/18/23)

CAREER HIGHS

Points:	19	vs. Troy (11/19/22)
Rebounds:	8	vs. Washington State (11/18/22)
Assists:	4	San Diego (1/7/23)
Steals:	2 (x4)	vs. Saint Louis (11/21/23)
Blocks:	2	San Francisco (1/19/23)
Field Goals:	7	vs. Washington State (11/18/22)
3-Pointers:	2	LMU (2/11/23)
Free Throws:	6	vs. Troy (11/19/22)
Minutes:	35	at Boise State (12/1/22)

PRODUCTION TRACKER

Had a double-double	- (0-0)	- (0-0)
Scored 10+ points	- (0-0)	8 (5-3)
Scored 20+ points	- (0-0)	- (0-0)
Led BYU in scoring	- (0-0)	- (0-0)
Led BYU in rebounds	- (0-0)	- (0-0)
Led BYU in assists	- (0-0)	- (0-0)
Led BYU in blocks	- (0-0)	- (0-0)
Made 5+ FGs	- (0-0)	7 (4-3)
Made 3+ 3-pt FGs	- (0-0)	- (0-0)
Had 3+ assists	- (0-0)	4 (4-0)
Had 2+ steals	- (0-0)	3 (2-1)
Had 5+ rebounds	- (0-0)	6 (4-2)
Had 10+ rebounds	- (0-0)	- (0-0)

CAREER STATISTICS

YEAR	GP-GS	MPG	FG-FGA	PCT	3FG-A	PCT	FT-FTA	PCT	OFF-DEF-REB	R/GM	PF-D	A	A/GM	TO	BLK	B/GM	STL	S/GM	PTS	AVG
2021-2022	18-0	6.6	14-41	.341	4-17	.235	7-14	.500	10-18-28	1.6	6-0	4	0.2	4	2	0.1	3	0.2	39	2.2
2022-2023	33-11	20.8	82-184	.446	14-42	.333	42-59	.712	26-72-98	3.0	26-0	33	1.0	51	6	0.2	22	0.7	220	6.7
2023-2024	13-0	10.5	7-28	.250	1-16	.063	9-11	.818	9-14-23	1.8	8-0	7	0.5	13	0	0.0	7	0.5	24	1.8
TOTAL	64-11	14.7	103-253	.407	19-75	.253	58-84	.690	45-104-149	2.3	40-0	44	0.7	68	8	0.1	32	0.5	283	4.4

BIG 12 CAREER STATISTICS

YEAR	GP-GS	MPG	FG-FGA	PCT	3FG-A	PCT	FT-FTA	PCT	OFF-DEF-REB	R/GM	PF-D	A	A/GM	TO	BLK	B/GM	STL	S/GM	PTS	AVG
2023-24	-	-	-	-	-	-	-	-	-	-	-	-	-	-	-	-	-	-	-	-
TOTAL	0-0	0.0	0-0	.000	0-0	.000	0-0	.000	0-0-0	0.0	0-0	0	0.0	0	0	0.0	0	0.0	0	0.0



25



EMMA CALVERT

JUNIOR | 6-5 | FORWARD | FARR WEST, UTAH | FREMONT HIGH SCHOOL

2022-23

Calvert appeared in all 33 games for the Cougars, starting 28 while averaging 6.9 points on 46.5 percent shooting, 35.5 percent from three-point land and a team-best 89.2 percent from the charity stripe...the sophomore also pulled down 3.8 rebounds, dished 1.5 assists and 1.0 blocks per contest.

2021-22

Played in 23 games...Averaged 4.7 points and 2.3 rebounds in 9.6 minutes per game...Shot 49.4 percent from the field Scored in double-figures twice (13 at Santa Clara, 10 vs. Utah State)...Season-high 13 points came in 8 minutes at Santa Clara...Hit two 3-pointers in a game twice (Utah State, Santa Clara)...Scored 9 against Boise State and 8 at Utah...Season-high five rebounds against Lipscomb and Utah State...Posted 17 blocks on the year, including a season-high 3 vs. Santa Clara at home...Had multiple blocks in five games

Before BYU

2021 Gatorade Player of the Year out of Fremont High School...A four-star ESPN recruit...Four-time all-state selection...In 2020, set the state record for field goal percentage and was named the 6A Deseret News MVP, an all-state selectin and named to all-tournament team...Two-time Deseret News MVP...USA Today All-Utah First Team in 2020 and second team in 2019...Four-time 6A all-tournament team...Helped lead Fremont to a state championship in 2018

Personal

Parents are Jon and Diane...Information Systems major in the Marriott School of Business...Also plays piano

Instagram: [emmascalvert25](#)
Twitter: [emmascalvert25](#)
TikTok: [emmascalvert25](#)

SEASON HIGHS

Points:	22	vs. Saint Louis (11/21/23)
Rebounds:	14	Boise State (12/9/23)
Assists:	4	vs. Saint Louis (11/21/23)
Steals:	2	Boise State (12/9/23)
Blocks:	5	Idaho State (12/16/23)
Field Goals:	8	Utah Valley (11/14/23)
3-Pointers:	3	at Wyoming (11/28/23)
Free Throws:	7	Utah State (12/5/23)
Minutes:	32	Utah State (12/5/23)

CAREER HIGHS

Points:	22	vs. Saint Louis (11/21/23)
Rebounds:	14	Boise State (12/9/23)
Assists:	5	Pepperdine (2/9/23)
Steals:	2 (x6)	Boise State (12/9/23)
Blocks:	5	Idaho State (12/16/23)
Field Goals:	8	Utah Valley (11/14/23)
3-Pointers:	5	vs. San Francisco (3/4/23)
Free Throws:	5 (x2)	vs. Saint Louis (11/21/23)
Minutes:	39	Pepperdine (2/9/23)

PRODUCTION TRACKER

Had a double-double	– (0-0)	– (0-0)
Scored 10+ points	5 (5-2)	16 (8-8)
Scored 20+ points	1 (1-0)	1 (1-0)
Led BYU in scoring	1 (1-0)	1 (1-0)
Led BYU in rebounds	– (0-0)	– (0-0)
Led BYU in assists	– (0-0)	– (0-0)
Led BYU in blocks	11 (9-2)	11 (9-2)
Made 5+ FGs	3 (1-2)	8 (4-4)
Made 3+ 3-pt FGs	1 (0-1)	2 (1-1)
Had 3+ assists	3 (3-0)	9 (6-3)
Had 2+ blocks	8 (7-1)	23 (18-5)
Had 5+ rebounds	5 (5-0)	18 (11-7)
Had 10+ rebounds	1 (1-0)	1 (1-0)

2023-24 GAME-BY-GAME

OPPONENT	DATE	MIN.	FG-FGA	PCT	3FG-FGA	PCT	FT-FTA	PCT	OFF	DEF	REB	AST	BLK	STL	PF	TO	PTS	AVG
at Montana State	11/7	13	0-1	.000	0-1	.000	0-2	.000	0	3	3	2	1	0	3	0	0	0.0
Weber State	11/10	22	3-4	.750	1-1	1.000	0-0	.000	0	2	2	0	0	2	2	7	3.5	
Utah Valley	11/14	21	4-6	.667	1-2	.500	0-0	.000	2	3	5	1	4	0	3	2	9	5.3
vs. Wake Forest	11/18	17	2-3	.667	0-0	.000	3-3	1.000	1	1	2	0	1	0	4	5	7	5.8
vs. Saint Louis	11/21	25	8-10	.800	1-1	1.000	5-9	.556	0	7	7	4	2	0	2	2	22	9.0
LMU	11/25	17	2-5	.400	0-3	.000	0-0	.000	0	3	3	0	0	2	0	4	8.2	
at Wyoming	11/28	20	6-8	.750	3-5	.600	1-2	.500	1	0	1	1	2	1	2	1	16	9.3
at Utah	12/2	25	6-13	.462	0-3	.000	0-0	.000	2	2	4	1	1	1	2	2	12	9.6
Utah State	12/5	28	3-5	.600	1-3	.333	7-10	.700	2	6	8	1	1	1	4	1	14	10.1
Boise State	12/9	27	3-9	.333	0-2	.000	0-0	.000	2	12	14	3	3	2	5	3	6	9.7
Idaho State	12/16	32	4-10	.400	0-5	.000	3-4	.750	0	3	3	3	5	0	3	2	11	9.8
at Missouri State	12/20	19	3-5	.600	0-1	.000	0-0	.000	0	3	3	1	0	0	3	4	6	9.5
vs. Nevada	12/21	28	2-5	.400	1-3	.333	3-4	.750	1	8	9	1	3	0	4	2	8	9.4
at TCU	12/30																	
Oklahoma	1/3																	
Iowa State	1/6																	
at Houston	1/10																	
Cincinnati	1/13																	
at Oklahoma State	1/17																	
Texas Tech	1/20																	
at Kansas State	1/27																	
at Kansas	1/31																	
West Virginia	2/3																	
Baylor	2/7																	
at Cincinnati	2/10																	
at UCF	2/13																	
Kansas	2/17																	
TCU	2/21																	
at Iowa State	2/25																	
Houston	2/28																	
at Texas	3/2																	
Big 12 1st Round	3/7																	
Big 12 2nd Round	3/8																	
Big 12 Quarterfinals	3/9																	
Big 12 Semifinals	3/11																	
Big 12 Championship	3/12																	

CAREER STATISTICS

YEAR	GP-GS	MPG	FG-FGA	PCT	3FG-A	PCT	FT-FTA	PCT	OFF-DEF-REB	R/GM	PF-D	A	A/GM	TO	BLK	B/GM	STL	S/GM	PTS	AVG
2021-2022	23-0	9.6	43-87	.494	8-32	.250	13-16	.813	20-33-53	2.3	37-1	13	0.6	21	17	0.7	5	0.2	107	4.7
2022-2023	33-28	21.0	86-185	.465	22-62	.355	33-37	.892	27-100-127	3.8	94-4	48	1.5	81	34	1.0	13	0.4	227	6.9
2023-2024	13-4	22.6	46-84	.548	8-30	.267	22-34	.647	11-53-64	4.9	40-1	18	1.4	26	27	2.1	5	0.4	122	9.4
--	--	--	--	--	--	--	--	--	--	--	--	--	--	--	--	--	--	--	--	--
--	--	--	--	--	--	--	--	--	--	--	--	--	--	--	--	--	--	--	--	--
TOTAL	69-32	17.5	175-356	.492	38-124	.306	68-87	.782	58-186-244	3.5	171-6	79	1.1	128	78	1.1	23	0.3	456	6.6

BIG 12 CAREER STATISTICS

YEAR	GP-GS	MPG	FG-FGA	PCT	3FG-A	PCT	FT-FTA	PCT	OFF-DEF-REB	R/GM	PF-D	A	A/GM	TO	BLK	B/GM	STL	S/GM	PTS	AVG
2023-24	--	--	--	--	--	--	--	--	--	--	--	--	--	--	--	--	--	--	--	--
TOTAL	0-0	0.0	0-0	.000	0-0	.000	0-0	.000	0-0-0	0.0	0-0	0	0.0	0	0	0.0	0	0.0	0	0.0



30

LAUREN DAVENPORT

JUNIOR | 5-11 | GUARD | IDAHO FALLS, IDAHO | BOSTON UNIVERSITY

2021-22 & 2022-23 (Boston University)
 Appeared in 31 games, making 14 starts...Named the team's Most Improved Player after averaging 5.9 points in 19.9 minutes per game on 35.6 percent shooting, including 30.3 percent from three...Notched her first-career game in double digits with 12 points, seven rebounds, and five assists against Hartford (Nov. 19, 2022)...Drained two three-pointers for 10 points at Boston College (Dec. 4, 2022)...Recorded a career-high 16 points against American (Jan. 8, 2023)...Made five of six shots for 11 points at Army West Point (Jan. 15, 2023)...Scored 14 points in the Patriot League Quarterfinals against Loyola Maryland (March 6, 2023)...Registered 12 points and a team-high six boards in the Patriot League Championship game vs. Holy Cross (March 12, 2023)

High School
 Idaho 5A Defensive Player of the Year (2021)...Idaho 5A First Team All-Conference (2019, 2020, 2021)...Owns six school records at Thunder Ridge High School...Played volleyball in high school...Also plays piano, loves surfing and traveling

Personal
 Born in Idaho Falls, Idaho...Parents are David and Katie Davenport...Behavioral Health and Science major...Has two brothers and a sister (Cole, Connor and Paige)...Also recruited by Boise State, Gonzaga, Pepperdine, Utah and Wyoming



Instagram: [laur_davenport](#)

SEASON HIGHS

Points: 12 (x2) at Missouri State (12/20/23)
 Rebounds: 7 at Montana State (11/7/23)
 Assists: 3 (x2) vs. Nevada (12/21/23)
 Steals: 1 (x3) Idaho State (12/16/23)
 Blocks: 2 (x2) vs. Nevada (12/21/23)
 Field Goals: 4 (x2) vs. Nevada (12/21/23)
 3-Pointers: 3 at Missouri State (12/20/23)
 Free Throws: 4 at Montana State (11/7/23)
 Minutes: 34 Utah Valley (11/14/23)

CAREER HIGHS

Points: 16 vs. American (1/8/23)
 Rebounds: 8 vs. Lehigh (1/28/23)
 Assists: 5 vs. Hartford (11/19/22)
 Steals: 2 (x3) at Holy Cross (3/1/23)
 Blocks: 2 (x6) vs. Nevada (12/21/23)
 Field Goals: 5 (x5) vs. Holy Cross (3/12/23)
 3-Pointers: 4 vs. Loyola Maryland (3/6/23)
 Free Throws: 5 vs. Lehigh (1/28/23)
 Minutes: 34 Utah Valley (11/14/23)

PRODUCTION TRACKER

Had a double-double - (0-0) - (0-0)
 Scored 10+ points 3 (2-1) 11 (8-3)
 Scored 20+ points - (0-0) - (0-0)
 Led BYU in scoring 1 (0-1) 1 (0-1)
 Led BYU in rebounds - (0-0) - (0-0)
 Led BYU in assists - (0-0) - (0-0)
 Led BYU in blocks - (0-0) - (0-0)
 Made 5+ FGs - (0-0) 5 (4-1)
 Made 3+ 3-pt FGs 1 (0-1) 3 (1-2)
 Made 5+ 3-pt FGs - (0-0) - (0-0)
 Had 3+ assists 1 (1-0) 4 (4-0)
 Had 5+ assists - (0-0) 1 (1-0)
 Had 5+ rebounds 2 (2-0) 11 (8-3)

2023-24 GAME-BY-GAME

OPPONENT	DATE	MIN.	FG-FGA	PCT	3FG-FGA	PCT	FT-FTA	PCT	OFF	DEF	REB	AST	BLK	STL	PF	TO	PTS	AVG
at Montana State	11/7	32	3-8	.375	2-4	.500	4-4	1.000	1	6	7	2	0	0	2	7	12	12.0
Weber State	11/10	24	1-3	.333	1-3	.333	0-0	.000	0	2	2	0	1	0	3	3	3	7.5
Utah Valley	11/14	34	2-9	.222	1-5	.200	0-0	.000	0	4	4	2	0	1	1	2	5	6.7
vs. Wake Forest	11/18	22	1-5	.200	1-2	.500	0-0	.000	0	3	3	0	1	0	3	3	3	5.8
vs. Saint Louis	11/21	16	1-3	.333	1-2	.500	0-0	.000	0	3	3	0	0	0	0	0	3	5.2
LMU	11/25	17	3-4	.750	0-1	.000	1-1	1.000	2	1	3	1	0	0	2	1	7	5.5
at Wyoming	11/28	13	0-2	.000	0-0	.000	0-0	.000	0	3	3	0	0	0	0	1	0	4.7
at Utah	12/2	15	2-6	.333	2-3	.667	0-0	.000	0	1	1	0	1	0	3	2	6	4.9
Utah State	12/5	23	1-3	.333	1-3	.333	0-0	.000	1	2	3	0	0	0	2	1	3	4.7
Boise State	12/9	21	2-8	.250	1-5	.200	3-4	.750	0	4	4	1	2	0	3	1	8	5.0
Idaho State	12/16	20	1-3	.333	1-3	.333	0-2	.000	0	2	2	1	0	1	1	1	3	4.8
at Missouri State	12/20	21	4-6	.667	3-4	.750	1-3	.333	0	3	3	1	0	0	3	3	12	5.4
vs. Nevada	12/21	33	4-9	.444	2-5	.400	0-0	.000	2	3	5	3	2	0	1	5	10	5.8
at TCU	12/30																	
Oklahoma	1/3																	
Iowa State	1/6																	
at Houston	1/10																	
Cincinnati	1/13																	
at Oklahoma State	1/17																	
Texas Tech	1/20																	
at Kansas State	1/27																	
at Kansas	1/31																	
West Virginia	2/3																	
Baylor	2/7																	
at Cincinnati	2/10																	
at UCF	2/13																	
Kansas	2/17																	
TCU	2/21																	
at Iowa State	2/25																	
Houston	2/28																	
at Texas	3/2																	
Big 12 1st Round	3/7																	
Big 12 2nd Round	3/8																	
Big 12 Quarterfinals	3/9																	
Big 12 Semifinals	3/11																	
Big 12 Championship	3/12																	

CAREER STATISTICS

YEAR	GP-GS	MPG	FG-FGA	PCT	3FG-A	PCT	FT-FTA	PCT	OFF-DEF-REB	R/GM	PF-D	A	A/GM	TO	BLK	B/GM	STL	S/GM	PTS	AVG
2021-2022*	13-0	6.2	6-23	.261	2-12	.167	4-7	.571	5-13-18	1.4	9-0	4	0.3	7	2	0.2	1	0.1	18	1.4
2022-2023*	31-14	20.0	64-180	.356	20-66	.303	36-49	.735	14-100-114	3.7	31-0	38	1.2	34	15	0.5	16	0.5	184	5.9
2023-2024	13-9	22.5	25-69	.362	16-40	.400	9-14	.643	6-37-43	3.3	26-1	14	1.1	30	6	0.5	3	0.2	75	5.8
--	--	--	--	--	--	--	--	--	--	--	--	--	--	--	--	--	--	--	--	--
TOTAL	57-23	17.4	95-272	.349	38-118	.322	49-70	.700	25-150-175	3.1	66-1	56	1.0	71	23	0.4	20	0.4	277	4.9

*At Boston University

BIG 12 CAREER STATISTICS

YEAR	GP-GS	MPG	FG-FGA	PCT	3FG-A	PCT	FT-FTA	PCT	OFF-DEF-REB	R/GM	PF-D	A	A/GM	TO	BLK	B/GM	STL	S/GM	PTS	AVG
2022-23	--	--	--	--	--	--	--	--	--	--	--	--	--	--	--	--	--	--	--	--
TOTAL	0-0	0.0	0-0	.000	0-0	.000	0-0	.000	0-0-0	0.0	0-0	0	0.0	0	0	0.0	0	0.0	0	0.0



SEASON BOX SCORE

2023-24 BYU Women's Basketball
Combined Team Statistics
All games



Game Records

Record	Overall	Home	Away	Neutral
ALL GAMES	10-3	6-0	1-3	3-0
CONFERENCE	0-0	0-0	0-0	0-0
NON-CONFERENCE	10-3	6-0	1-3	3-0

Score by Periods

Team	1st	2nd	3rd	4th	OT	TOT
BYU	228	215	227	238	9	917
Opponents	199	185	193	218	6	801

Team Box Score

No.	Player	Total			3-Point		F-Throw		Rebounds				Other									
		GP-GS	MIN	AVG	FG-FGA	FG%	3FG-3FGA	3FG%	FT-FTA	FT%	OFF	DEF	TOT	AVG	PF	DQ	A	TO	BLK	STL	PTS	AVG
12	GUSTIN, Lauren	13-13	464:11	35.7	95-169	.562	0-4	.000	30-74	.405	61	141	202	15.5	35	1	30	51	3	6	220	16.9
10	WOOLSTON, Kailey	13-13	454:06	34.9	64-123	.520	35-69	.507	26-32	.813	12	36	48	3.7	29	0	33	38	3	14	189	14.5
1	WHITING, Amari	13-13	382:19	29.4	47-117	.402	11-34	.324	40-59	.678	11	58	69	5.3	34	0	46	34	3	23	145	11.2
25	CALVERT, Emma	13-4	293:21	22.6	46-84	.548	8-30	.267	22-34	.647	11	53	64	4.9	40	1	18	26	27	5	122	9.4
3	FALATEA, Nani	3-1	63:51	21.3	7-21	.333	2-6	.333	10-10	1.000	2	8	10	3.3	2	0	14	4	1	2	26	8.7
11	SMILER, Kaylee	12-12	423:44	35.3	30-59	.508	18-31	.581	12-20	.600	4	27	31	2.6	32	1	43	26	16	21	90	7.5
30	DAVENPORT, Lauren	13-9	292:33	22.5	25-69	.362	16-40	.400	9-14	.643	6	37	43	3.3	26	1	14	30	6	3	75	5.8
24	BUBAKAR, Rose	13-0	136:30	10.5	7-28	.250	1-16	.063	9-11	.818	9	14	23	1.8	8	0	7	13	0	7	24	1.8
21	HAMSON, Heather	9-0	27:07	3.0	5-7	.714	0-0	.000	1-3	.333	0	3	3	0.3	3	0	1	2	1	1	11	1.2
4	MATAVAO, Ali'a	12-0	60:51	5.1	4-17	.235	0-3	.000	3-8	.375	3	3	6	0.5	13	0	4	9	1	0	11	0.9
15	WILLARDSON, McKinley	3-0	04:40	1.6	1-1	1.000	0-0	.000	0-0	.000	1	0	1	0.3	0	0	1	1	0	0	2	0.7
20	MATA, Marina	8-0	21:14	2.7	0-2	.000	0-1	.000	2-2	1.000	0	1	1	0.1	4	0	0	4	0	0	2	0.3
2	KREBS, Kylie	1-0	00:33	0.5	0-0	.000	0-0	.000	0-0	.000	0	0	0	0.0	0	0	0	0	0	0	0	0.0
Team											22	23	45					6				
Total		13	2625		331-697	.475	91-234	.389	164-267	.614	142	404	546	42.0	226	4	211	244	61	82	917	70.5
Opponents		13	2625		290-785	.369	79-256	.309	142-206	.689	120	275	395	30.4	249	6	147	165	38	107	801	61.6

Team Statistics

	BYU	OPP
Scoring	917	801
Points per game	70.5	61.6
Scoring margin	+8.9	-
Field goals-att	331-697	290-785
Field goal pct	.475	.369
3 point fg-att	91-234	79-256
3-point FG pct	.389	.309
3-pt FG made per game	7.0	6.1
Free throws-att	164-267	142-206
Free throw pct	.614	.689
F-Throws made per game	12.6	10.9
Rebounds	546	395
Rebounds per game	42.0	30.4
Rebounding margin	+11.6	-
Assists	211	147
Assists per game	16.2	11.3
Turnovers	244	165
Turnovers per game	18.8	12.7
Turnover margin	-6.1	-
Assist/turnover ratio	0.9	0.9
Steals	82	107
Steals per game	6.3	8.2
Blocks	61	38
Blocks per game	4.7	2.9
Winning streak	1	-
Home win streak	6	-
Attendance	15122	15260
Home games-Avg/Game	6-2520	4-3815
Neutral site-Avg/Game	-	3-126

Team Results

Date	Opponent		Score	Att.
11/07/2023	at Montana St.	W	68-60	5017
11/10/2023	Weber St.	W	77-49	5705
11/14/2023	Utah Valley	W	59-44	1690
11/18/2023	vs Wake Forest	W	67-44	157
11/21/2023	vs Saint Louis	W	87-66	220
11/25/2023	LMU (CA)	W	74-58	1529
11/28/2023	at Wyoming	L	74-86	2442
12/02/2023	at Utah	L	68-87	6182
12/05/2023	Utah St.	W	72-66	1565
12/09/2023	Boise St.	W	65-50	2722
12/16/2023	Idaho St.	Wot	79-76	1911
12/20/2023	at Missouri St.	L	55-56	1619
12/21/2023	vs Nevada	W	72-59	0



CONFERENCE BOX SCORE



GAME 5: VS. SAINT LOUIS (AT BYU HAWAII)

Official Basketball Box Score - Final
BYU at Saint Louis
11/21/23 Cannon Activities Center, Laie
2023-24 Women's Basketball
Game Time: 3:00 PM
Game Duration: 3:55
Attendance: 200
Record: 5-0
BYU - 87
Saint Louis - 66

Shooting By Period
1st FG% 8-16 50.0%
2nd FG% 6-14 42.9%
3rd FG% 9-17 52.9%
4th FG% 8-13 61.5%
GM FG% 31-60 51.7%
FT% 26-31 83.9%

Biggest lead 24 (4th 2:09)
Best Scoring Run 8 (1st 7:09)
Lead Changes 1
Times Tied 1
Time with Lead 38:47

GAME 6: VS. LMU

Official Basketball Box Score - Final
LMU (CA) at BYU
11/25/23 Marriott Center, Provo
2023-24 Women's Basketball
Game Time: 2:00 PM
Game Duration: 1:47
Attendance: 1,520
Record: 1-4
LMU (CA) - 58
BYU - 74

Shooting By Period
1st FG% 4-19 21.1%
2nd FG% 6-12 50.0%
3rd FG% 1-8 12.5%
4th FG% 3-16 18.8%
GM FG% 18-60 30.0%

Biggest lead 6 (1st 5:57)
Best Scoring Run 6 (3rd 9:11)
Lead Changes 5
Times Tied 1
Time with Lead 08:46

GAME 7: AT WYOMING

Official Basketball Box Score - Final
BYU at Wyoming
11/28/23 Renee Anderson, Laramie, Wyo.
2023-24 Women's Basketball
Game Time: 6:30 PM
Game Duration: 1:46
Attendance: 2,442
Record: 6-1
BYU - 74
Wyoming - 86

Shooting By Period
1st FG% 12-20 60.0%
2nd FG% 4-13 30.8%
3rd FG% 7-11 63.6%
4th FG% 3-7 42.9%
GM FG% 28-52 53.8%

Biggest lead 2 (1st 9:30)
Best Scoring Run 8 (3rd 9:01)
Lead Changes 7
Times Tied 1
Time with Lead 02:06

GAME 8: AT UTAH

Official Basketball Box Score - Final
BYU at Utah
12/02/23 Jon M. Huntsman Center, Salt Lake City
Utah vs BYU
Game Time: 7:00 PM
Game Duration: 1:41
Attendance: 6,182
Record: 6-2
BYU - 68
Utah - 87

Shooting By Period
1st FG% 12-20 60.0%
2nd FG% 6-14 42.9%
3rd FG% 7-14 50.0%
4th FG% 8-14 57.1%
GM FG% 33-62 53.2%

Biggest lead 0 (1st 10:00)
Best Scoring Run 9 (3rd 4:04)
Lead Changes 0
Times Tied 0
Time with Lead 00:00



GAME 13: VS. NEVADA (AT MISSOURI STATE)

GAME 14: AT TCU



Official Basketball Box Score - Final
Nevada at BYU
 12/21/23 Great Southern Bank Arena, Springfield
 2023-24 Women's Basketball

Game Time: 12:00 PM
 Game Duration: 1:51

Nevada - 59

Record: 6-7

Officials: Missy Brooks, Jessica Fortner, Ty Bills

NO. Name	Min	FG		3P	Rebounds			Fouls		TP	AS	TO	ST	Blocks		+/-	Shooting By Period			
		M-A	M-A	M-A	OR	DR	TOT	PF	FD					BS	BA		1 st	2 nd	3 rd	4 th
23 Lexie Givens	F 32:49	4-11	1-4	1-1	3	7	10	5	2	10	0	2	1	3	1	-6	1 st FG%	7-15	46.7%	
24 Kennedy Lee	F 27:26	7-13	1-2	1-3	2	0	2	3	2	16	2	1	1	0	2	-10	3PT%	1-4	25.0%	
4 Audrey Roden	G 24:45	4-12	1-3	3-5	0	1	1	4	6	12	3	2	4	0	1	-11	FT%	1-1	100%	
5 Kaylee Borden	G 28:14	1-5	0-2	0-0	0	1	1	2	1	2	1	0	1	0	1	-8	2 nd FG%	2-15	13.3%	
10 Dymonique Maxie	G 22:56	2-8	0-2	0-0	0	2	2	1	2	4	2	3	3	0	2	-5	3PT%	2-5	40.0%	
11 Victoria Davis	13:21	1-3	0-0	1-2	0	1	1	0	3	3	0	2	2	0	0	-11	FT%	0-0	0%	
52 Natalie Lathrop	12:29	1-3	0-0	0-0	1	1	2	0	0	2	0	1	1	0	0	-10	3 rd FG%	5-18	27.8%	
2 Izzy Sullivan	18:24	3-9	2-6	0-0	0	0	0	1	0	8	0	0	0	0	0	0	3PT%	1-5	20.0%	
31 Tiffany Su	12:00	0-1	0-0	0-0	0	1	1	1	0	0	0	1	0	0	0	0	FT%	1-2	50%	
20 Rakiyah Jackson	07:22	1-2	0-0	0-0	0	0	0	3	0	2	0	0	2	0	0	0	4 th FG%	10-20	50.0%	
32 Gabby Giauffe	00:14	0-1	0-1	0-0	0	0	0	0	0	0	0	0	0	0	0	0	3PT%	1-6	16.7%	
Team					3	1	4			0							FT%	4-8	50%	
Totals		24-68	5-20	6-11	9	15	24	20	16	59	8	12	15	3	7	-13	GM FG%	24-68	35.3%	

Technical Fouls: NONE

Dead Ball Rebounds: 4, 1

BYU - 72

Record: 10-3

NO. Name	Min	FG		3P	Rebounds			Fouls		TP	AS	TO	ST	Blocks		+/-	Shooting By Period			
		M-A	M-A	M-A	OR	DR	TOT	PF	FD					BS	BA		1 st	2 nd	3 rd	4 th
12 Lauren Gustin	F 34:27	11-15	0-0	1-6	3	10	13	2	5	23	1	2	0	0	1	11	1 st FG%	6-10	60.0%	
25 Emma Calvert	F 28:24	2-5	1-3	3-4	1	8	9	4	2	8	1	2	0	3	0	5	3PT%	1-4	25.0%	
1 Amari Whiting	G 28:54	4-7	2-4	1-2	1	7	8	3	3	11	2	5	1	0	0	8	FT%	1-4	25%	
10 Kalleigh Woolston	G 36:24	2-6	2-5	6-6	0	2	2	2	8	12	6	6	0	1	1	17	2 nd FG%	8-18	44.4%	
30 Lauren Davenport	G 32:55	4-9	2-5	0-0	2	3	5	1	0	10	3	5	0	2	0	11	3PT%	2-6	33.3%	
4 Afi'a Mataavao	16:59	1-6	0-1	0-0	2	1	3	3	0	2	2	2	0	1	1	5	FT%	0-0	0%	
24 Rose Bubakar	11:51	0-0	0-0	0-0	0	3	3	0	2	0	1	1	1	0	0	9	3 rd FG%	7-12	58.3%	
21 Heather Hamson	09:08	3-3	0-0	0-0	0	0	0	1	0	6	0	0	0	0	0	1	3PT%	3-5	60.0%	
20 Marina Mata	00:58	0-0	0-0	0-0	0	0	0	0	0	0	0	0	0	0	0	-2	FT%	2-2	100%	
Team					1	2	3			0							4 th FG%	6-11	54.5%	
Totals		27-51	7-18	11-18	10	36	46	16	20	72	16	23	2	7	3	13	GM FG%	27-51	52.9%	

Technical Fouls: NONE

Dead Ball Rebounds: 5, 0

	NEV		BYU		Points from Turnovers	Paint	Second Chance	Fast Breaks	Bench	Period by Period Scoring					
	1 st	2 nd	3 rd	4 th						TOT	1 st	2 nd	3 rd	4 th	TOT
Biggest lead	4 (1 st 1:00)		21 (3 rd 1:33)		12	12	10	14	15	NEV	16	6	12	25	59
Best Scoring Run	9 (1 st 1:00)		13 (3 rd 1:33)		30	36	12	6	12	BYU	14	18	19	21	72
Lead Changes	2														
Times Tied	2														
Time with Lead	02:20		35:47												

GAME 15: VS OKLAHOMA

GAME 16: VS IOWA STATE



GAME 17: AT HOUSTON

GAME 18: VS CINCINNATI

GAME 19: AT OKLAHOMA STATE

GAME 20: VS TEXAS TECH



GAME 21: AT KANSAS STATE

GAME 22: AT KANSAS

GAME 23: VS WEST VIRGINIA

GAME 24: VS BAYLOR



GAME 25: AT CINCINNATI

GAME 26: AT UCF

GAME 27: VS KANSAS

GAME 28: VS TCU



GAME 29: AT IOWA STATE

GAME 30: VS HOUSTON

GAME 31: AT TEXAS

GAME 32: VS. TBD (BIG 12 TOURNAMENT)



5 players scored in double figures 12/16/23 vs. Idaho State, Williams 26, George 11, Traore 11, Robinson 11, Saunders 10	Did not make a 3-point field goal 3/8/14 vs. Loyola Marymount, (0-12) W	Lost by 30-plus points 2/23/19 at Gonzaga (34) 68-102
6 players scored in double figures 1/20/21 vs. Central Methodist, Lohner 19, Baxter 13, George 11, Johnson 10, Knell 10	Opponent did not make a 3-point field goal 11/13/19 vs. Southern Utah (0-12) W	Lost by 25-plus points 12/1/20 vs. USC (26) 53-79
No players scored in double figures 2/21/05 at Air Force, 39-70 L	BYU had five or fewer turnovers 1/11/20 vs. Portland, 5 W	Played an overtime game 11/25/22 vs. Dayton, 79-75 W (OT)
One player recorded a double-double 12/10/22 vs. Creighton Fousseyni Traore, 11 points, 12 rebounds	BYU committed 25-plus turnovers 12/15/07 vs. Pepperdine, 29 W	Won in single overtime 11/25/22 vs. Dayton 79-75 (OT)
Two players recorded a double-double 2/20/20 vs. Santa Clara Yoeli Childs 22 points, 11 rebounds Jake Toolson 20 points, 10 rebounds	BYU committed 11 or less team fouls in a game 12/20/22 vs. Lindenwood, 11 W	Lost in overtime 12/1/21 at Utah Valley, 65-72 L (OT)
One player recorded a triple-double 3/16/16 vs. UAB Kyle Collinsworth, 19 points, 10 rebounds, 12 assists	BYU scored 90 points 12/20/22 vs. Lindenwood, 90-61 W	Played a double OT game 1/30/21 vs. Pacific, 95-87 W (2OT)
Two double-digit rebounders 12/1/21 at Utah Valley Caleb Lohner 11, Alex Barcello 11	BYU scored 100 points 11/29/22 vs. Westminster, 100-70 W	Played a triple OT game 1/23/14 at Portland, 114-110 L (3OT)
Six players had 5 or more rebounds 1/20/21 vs. Central Methodist, Lohner 19, Baxter 13, George 11, Johnson 10, Knell 10	BYU scored 110 points 2/11/16 at San Francisco, 114 W	Won 10-straight games 2010-11 (10)
Four players had 9 or more rebounds 12/30/06 vs. Seton Hall, Cummarid 12, Plaisted 9, Young 9, Ainge 9	BYU scored less than 50 points in a game 1/15/08 at UNLV, 41-70 L	Won 15-straight games 2009-10 (15)
Two players fouled out 12/3/22 vs. South Dakota Trey Stewart, Gideon George	Held opponent to less than 50 points in a game 12/29/22 at Pacific, 69-49 W	Lost 3-straight games 2018-19, vs. UNLV, @ San Diego State, @ Mississippi State
Three or more players fouled out 12/1/18 at Weber State Yoeli Childs, TJ Haws, Connnor Harding	BYU scored less than 40 points in a game 2/21/05 at Air Force, 39-70 L	Lost 4-straight games 2021-22, @ Santa Clara, @ Pacific, San Francisco, Gonzaga
A BYU player received a technical/flagrant foul 12/17/22 vs. Utah, Gideon George	Held opponents to less than 40 points in a game 12/22/21 vs. South Florida 54-39 W	Lost 5-straight games 2004-05, @ UNM, @ AFA, @ Utah, UNLV, vs. UNM [at MWC]
An opponent player received a technical/flagrant foul 12/31/22 vs. Portland, Chika Nduka	Shot 60% from the field 2/4/21 at Portland (.627) 42-67	Lost 9-straight games 1997-98
A BYU coach received a technical foul 12/1/21 at Utah Valley, Mark Pope	Opponent shot 60% from the field 1/13/22 at Gonzaga (.694) 43-62	Lost 10-straight games 1996-97 (21) - school record
An opponent coach received a technical foul 12/31/22 vs. Portland, Shantay Legans	Shot 70% from the field in a half 12/21/19 vs. Weber State (.800) 20-25	Played an NCAA tournament game 3/20/21 vs. UCLA - NCAA 1st Round, 62-73
A BYU player ejected from a game 2/29/20 at Pepperdine, Jake Toolson (left the bench)	Did not miss a 2-point FG attempt in a half 2/23/04 vs. Air Force, 13-13 inside the arc, (14-17, .824 overall)	Won an NCAA tournament game 3/13/12 vs. Iona - NCAA 1st Round, 78-72
An opponent player ejected from a game 1/23/20 at Pacific, Amari McCray (flagrant 2 fouls)	Shot less than 30% from the field 12/1/20 vs. USC (.275) 16-69	Won two NCAA tournament games 1980-81 Princeton 60-51, UCLA 78-55, Notre Dame 51-50, then lost to Virginia 60-74 2010-11 Wofford 74-66, Gonzaga 89-67
A coach ejected from the game 11/15/17 at Princeton Princeton coach Mitch Henderson (2 technical fouls)	Shot 100% from the free throw line 2/24/22 vs. Loyola Marymount (.6-6)	Won three NCAA tournament games 1980-81 Princeton 60-51, UCLA 78-55, Notre Dame 51-50, then lost to Virginia 60-74
AT LEAST two players scored 20+ points 1/30/21 vs. Pacific, Averette - 24, Barcell - 23	Shot 90% from the free throw line (min. 10 att.) 1/27/21 at Pepperdine (.947) 18-19	Played in the NIT 2021-22
Three players scored 20+ points 2/20/20 vs. Santa Clara, Haws 28, Childs 22, Toolson 20	Shot less than 50% from the free throw line 3/19/22 vs. Northern Iowa (.333) 2-6	Won an NIT game 3/19/22 Northern Iowa, 90-71
Four players scored 20+ points 1/13/79 vs. New Mexico, D. Ainge 27, Runia 25, Durrant 20, Taylor 20	Shot 60% on 3-pointers 12/18/21 at Weber State (.615), 16-26	Won two NIT games 2021-22 LBSU, 93-72, UNI 90-71
Two players scored 25+ points 1/23/20 at Pacific, Toolson 28, Childs 26	Shot 70% on 3-pointers 12/11/13 vs. Prairie View A&M (.714), 10-14	Won three NIT games 2015-16 Advanced to NIT semifinals [appearance vacated by the NCAA] 2012-13 Advanced to NIT semifinals 1965-66 NIT Champions 1950-51 NIT Champions
A player scored 30+ points 2/12/22 at Pepperdine, Alex Barcello 33	Opponent scored less than 20 points in the 1st half 11/16/21 vs. #12 Oregon, 18 (37-18, 81-49 W)	Won a conference tournament 2000-01
A player scored 40+ points 12/23/15 vs. New Mexico, Chase Fischer 41	Opponent scored less than 20 points in the 2nd half 12/22/21 vs. South Florida, 17 (23-17, 54-39) W	Won a regular season conference title 2010-11
A player attempted 20 or more field goals 12/11/21 vs. Creighton, Alex Barcello 20	BYU scored less than 20 points in the 1st half 3/9/19 vs. San Diego, 19 (BYU trailed 19-46)	Won a conference regular season outright 2007-08
A player had 5 or more steals 1/4/20 vs. Loyola Marymount, Jake Toolson 5	BYU scored less than 20 points in the 2nd half 1/15/00 vs. Utah, 19	Defeated a ranked team 12/10/22 vs. No. 21 Creighton (21/21), 83-80
A player had 5 or more blocks 2/27/21 vs. Saint Mary's, Matt Haarms 6	Opponent scored 50 or more points in a half 11/23/22 vs. USC, 51	Defeated a ranked team at home 2/20/20 vs. Gonzaga (2/2), 91-78
A player had double-digit assists 12/21/20 vs. Texas Southern, Alex Barcello 10	BYU scored 50 or more points in the first half 3/9/21 vs. Gonzaga, 53	Defeated a ranked team on the road 12/18/20 at San Diego State (18/20), 72-62
A player made double-digit free throws 11/9/21 vs. Cleveland State, Alex Barcello 13	BYU scored 50 or more points in the second half 12/20/22 vs. Lindenwood 51	Was ranked in the Top 25 AP Poll 12/6/21 Ranked 24th
A player shot 100% from the free throw line (min. 8 att.) 12/3/22 vs. South Dakota, Rudi Williams (8-8)	BYU scored 60 or more points in the first half 11/29/22 vs. Westminster, 63	Was ranked in the Top 25 Coaches Poll 12/6/21 Ranked 23rd
A player shot 100% from the floor (min. 5 att.) 2/3/22 San Francisco, Atiki Ally Atiki (5-5)	BYU scored 60 or more points in the second half 1/30/20 vs. Pepperdine, 61	Finished season ranked in the Top 25 polls 2019-20 16th (Coaches), 18th (AP)
A player shot 100% from threes (min. 3 att.) 12/20/22 vs. Lindenwood, Jaxson Robinson (4-4) Rudi Williams (3-3)	Won by 60 or more points (largest margin ever) 12/22/06 vs. Western Oregon (62) 102-40	
	Won by 50 or more points 2/20/16 vs. San Diego (58) 91-33	
	Won by 40 or more points 2/4/21 at Portland (45) 105-60	
	Won by 30 or more points 12/15/22 vs. Western Oregon (33) (97-64)	
	Won by 25 or more points 12/20/22 vs. Lindenwood (29) (90-61)	
	Lost by 35-plus points 11/22/04 vs. North Carolina (36) 86-50	

3



NANI FALATEA

JUNIOR | 5-9 | GUARD | SALT LAKE CITY, UTAH | EAST/HERRIMAN HIGH SCHOOL

2022-23

Started all 33 games for BYU during the 2022-23 campaign, averaging 35.0 minutes per game ... Averaged 15.3 points per game on 39.2 percent shooting ... Led the Cougars with 149 total assists, 4.5 assists per game ... Held the second-highest three-point percentage at 36.7 percent ... Was BYU's second-leading rebounder at 3.9 rebounds per game

High School

Attended East High School and Herriman High School ... Named GA MVP as a senior ... Three-time all-state first-team selection ... Named Adidas Gauntlet All-American as a junior ... Named 5A MVP sophomore season at East ... Won two state championships ... Four-time region champion ... Earned a place on the honor roll every season of high school ...

2021-22

Played in 28 games ... averaged 3.2 points, and 1.3 rebounds in 10.8 minutes per game ... shot 50 percent from the 3-point line (21 of 42) - BYU season record for minimum 40 attempts Shot 47.1 percent from the field (32-68) ... Scored a season-high 14 points against Utah State on 5 of 5 shooting, including 4 of 4 three-pointers ... totaled 19 steals, including a season-best three vs. West Virginia ... Posted 25 assists with a season-high 4 against LMU ... Had four rebounds twice (at Montana State, San Francisco) ... Scored 10 points against Pacific

Personal

Born in Salt Lake City, Utah ... Parents are Jamie and Charlie Falatea ... Second oldest of eight children ... Family Studies major

Instagram: [nanifalatea](#)
Twitter: [nanifalatea](#)
TikTok: [nanifalatea3](#)

SEASON HIGHS

Points:	11	LMU (11/25/23)
Rebounds:	5	at Wyoming (11/28/23)
Assists:	7	at Wyoming (11/28/23)
Steals:	1 (x2)	at Utah (12/2/23)
Blocks:	1	LMU (11/25/23)
Field Goals:	3 (x2)	at Wyoming (11/28/23)
3-Pointers:	1 (x2)	at Utah (12/2/23)
Free Throws:	4 (x2)	at Wyoming (11/28/23)
Minutes:	23	at Utah (12/2/23)

CAREER HIGHS

Points:	27	at Pacific (1/28/23)
Rebounds:	9	at Colorado State (11/8/22)
Assists:	8	Monmouth (12/21/22)
Steals:	5	at Pacific (1/28/23)
Blocks:	3	Saint Mary's (12/31/23)
Field Goals:	10 (2x)	San Francisco (1/19/23)
3-Pointers:	6	at Pacific (1/28/23)
Free Throws:	11	at Santa Clara (2/16/23)
Minutes:	40 (4x)	vs. No. 18 Gonzaga (2/25/23)

PRODUCTION TRACKER

Had a double-double	0 (0-0)	Career	0 (0-0)
Scored 10+ points	2 (1-1)	31 (18-13)	
Scored 20+ points	0 (0-0)	7 (4-3)	
Led BYU in scoring	0 (0-0)	0 (0-0)	
Led BYU in rebounds	0 (0-0)	0 (0-0)	
Led BYU in assists	2 (0-2)	2 (0-2)	
Led BYU in blocks	0 (0-0)	0 (0-0)	
Made 5+ FGs	0 (0-0)	21 (12-9)	
Made 3+ 3-pt FGs	0 (0-0)	11 (7-4)	
Had 3+ assists	2 (0-2)	30 (13-17)	
Had 5+ assists	2 (0-2)	19 (12-7)	
Had 7+ assists	1 (0-1)	7 (6-1)	
Had 5+ rebounds	1 (0-1)	14 (8-6)	

2023-24 GAME-BY-GAME

OPPONENT	DATE	MIN.	FG-FGA	PCT	3FG-FGA	PCT	FT-FTA	PCT	OFF	DEF	REB	AST	BLK	STL	PF	TO	PTS	AVG
at Montana State	11/7																DID NOT PLAY (INJURY)	
Weber State	11/10																DID NOT PLAY (INJURY)	
Utah Valley	11/14																DID NOT PLAY (INJURY)	
vs. Wake Forest	11/18																DID NOT PLAY (INJURY)	
vs. Saint Louis	11/21																DID NOT PLAY (INJURY)	
LMU	11/25	19	3-8	.375	1-3	.333	4-4	1.000	0	2	2	2	1	0	0	1	11	11.0
at Wyoming	11/28	22	3-4	.750	0-0	.000	4-4	1.000	1	4	5	7	0	1	2	2	10	10.5
at Utah	12/2	23	1-9	.111	1-3	.333	2-2	1.000	1	2	3	5	0	1	0	1	5	8.7
Utah State	12/5																	
Boise State	12/9																	
Idaho State	12/16																	
at Missouri State	12/20																	
vs. Nevada	12/21																	
at TCU	12/30																	
Oklahoma	1/3																	
Iowa State	1/6																	
at Houston	1/10																	
Cincinnati	1/13																	
at Oklahoma State	1/17																	
Texas Tech	1/20																	
at Kansas State	1/27																	
at Kansas	1/31																	
West Virginia	2/3																	
Baylor	2/7																	
at Cincinnati	2/10																	
at UCF	2/13																	
Kansas	2/17																	
TCU	2/21																	
at Iowa State	2/25																	
Houston	2/28																	
at Texas	3/2																	
Big 12 1st Round	3/7																	
Big 12 2nd Round	3/8																	
Big 12 Quarterfinals	3/9																	
Big 12 Semifinals	3/11																	
Big 12 Championship	3/12																	

CAREER STATISTICS

YEAR	GP-GS	MPG	FG-FGA	PCT	3FG-A	PCT	FT-FTA	PCT	OFF-DEF-REB	R/GM	PF-D	A	A/GM	TO	BLK	B/GM	STL	S/GM	PTS	AVG
2021-2022	28-0	10.8	32-68	.471	21-42	.500	4-6	.667	3-34-37	1.3	37-0	25	0.9	21	3	0.1	19	0.7	89	3.2
2022-2023	33-33	34.8	190-485	.392	62-169	.367	62-79	.785	17-113-130	3.9	82-2	66	2.0	137	21	0.6	52	1.6	504	15.3
2023-2024	3-1	21.3	7-21	.333	2-6	.333	10-10	1.000	2-8-10	3.3	2-0	14	4.7	4	1	0.3	2	0.6	26	8.7
---	---	---	---	---	---	---	---	---	---	---	---	---	---	---	---	---	---	---	---	---
---	---	---	---	---	---	---	---	---	---	---	---	---	---	---	---	---	---	---	---	---
TOTAL	64-34	23.8	229-574	.399	85-217	.392	76-95	.800	22-155-177	2.8	121-2	188	2.9	162	25	0.4	73	1.1	619	9.7

BIG 12 CAREER STATISTICS

YEAR	GP-GS	MPG	FG-FGA	PCT	3FG-A	PCT	FT-FTA	PCT	OFF-DEF-REB	R/GM	PF-D	A	A/GM	TO	BLK	B/GM	STL	S/GM	PTS	AVG
2023-2024	---	---	---	---	---	---	---	---	---	---	---	---	---	---	---	---	---	---	---	---
---	---	---	---	---	---	---	---	---	---	---	---	---	---	---	---	---	---	---	---	---
---	---	---	---	---	---	---	---	---	---	---	---	---	---	---	---	---	---	---	---	---
---	---	---	---	---	---	---	---	---	---	---	---	---	---	---	---	---	---	---	---	---
TOTAL	0-0	0.0	0-0	.000	0-0	.000	0-0	.000	0-0-0	0.0	0-0	0	0.0	0	0	0.0	0	0.0	0	0.0

