



BYU COUGAR BASKETBALL



Game 15 || BYU vs. Oklahoma || Wed. Jan. 3, 2023 || 7 p.m. MT || Marriott Center || Provo, UT || Big 12 Now on ESPN+ || BYU Radio

2023-24 SCHEDULE

Overall: **10-4**
Non-conference: **10-3** | Big 12: **0-1**
Home: **6-0** | Away: **1-4** | Neutral: **3-0**
Last 5: **3-2** | Last 10: **6-4** | Streak: **L1**

NOVEMBER			
Tue. 7	at Montana St.	W, 68-60	ESPN+
Fri. 10	Weber State	W, 77-49	ESPN+
Tue. 14	Utah Valley	W, 59-44	ESPN+
Sat. 18	vs. Wake Forest!	W, 67-44	BYUTV
Tue. 21	vs. Saint Louis!	W, 87-66	BYUTV
Sat. 25	LMU	W, 74-58	ESPN+
Tue. 28	at Wyoming	L, 74-86	MW Net.

DECEMBER			
Sat. 2	at Utah	L, 68-87	Pac-12 Net.
Tue. 5	Utah State	W, 72-66	ESPN+
Sat. 9	Boise State	W, 65-50	ESPN+
Sat. 16	Idaho State	W, 79-76 OT	ESPN+
Wed. 20	at Missouri State	L, 56-55	ESPN+
Thu. 21	vs. Nevada^	W, 72-59	BYU Radio
Sat. 30	at TCU*	L, 67-81	ESPN+

JANUARY			
Wed. 3	Oklahoma*	7 p.m. MT	ESPN+
Sat. 6	Iowa State*	4 p.m. MT	ESPN+
Wed. 10	at Houston*	7 p.m. CT	ESPN+
Sat. 13	Cincinnati*	4 p.m. MT	ESPN+
Wed. 17	at Oklahoma State*	6:30 p.m. CT	ESPN+
Sat. 20	Texas Tech*	4 p.m. MT	ESPN+
Sat. 27	at Kansas State*	4 p.m. CT	ESPN+
Wed. 31	at Kansas*	6:30 p.m. CT	ESPN+

FEBRUARY			
Sat. 3	West Virginia*	4 p.m. MT	ESPN+
Wed. 7	Baylor*	7 p.m. MT	ESPN+
Sat. 10	at Cincinnati*	12 p.m. ET	ESPN+
Tue. 13	at UCF*	6 p.m. ET	ESPN+
Sat. 17	Kansas*	4 p.m. MT	ESPN+
Wed. 21	TCU*	7 p.m. MT	ESPN+
Sat. 24	at Iowa State*	6 p.m. CT	ESPN+
Wed. 28	Houston*	7 p.m. MT	ESPN+

MARCH			
Sat. 2	at Texas	8 p.m. CT	ESPN+
Thu. 7	Big 12 1st Round	TBD	ESPN+
Fri. 8	Big 12 2nd Round	TBD	ESPN+
Sat. 9	Big 12 Quarters	TBD	ESPN+
Mon. 10	Big 12 Semis	TBD	ESPN+
Tue. 11	Big 12 Champ.	TBD	ESPN+

* - Denotes Big 12 Game
! - North Shore Showcase at BYU Hawaii
^ - Played at Missouri State
All Times Local to Site and Subject to Change
Rankings Reflect the Newest AP Top 25 Poll

WHERE TO WATCH, LISTEN OR STREAM



ESPN+



@byuwbb



byucougathletics

@byuwbb



byuradio.com
Talent: Jason Shepherd



@BYUWBB



byucougars.com

BYU VS. OKLAHOMA AT A GLANCE

TIPOFF

BYU hosts the Oklahoma Sooners for the first Big 12 home game in BYU basketball history on Wednesday, Jan. 3. Tip-off is scheduled for 7 p.m. MT at the Marriott Center.

The Cougars trail in the series with the Sooners as Oklahoma has won seven of the nine meetings between the two squads. BYU and OU have split four games at the Marriott Center with the most recent edition being won by the Sooners, 77-66 on Nov. 15, 2022.

BACK TO WINNING WAYS

With the win over Nevada at the Lady Bear Classic last week, the Cougars completed a 10-3 non-conference season. Their 10 non-conference wins mark just the sixth time in the last 24 seasons that a BYU team has entered conference play with double-digit wins on the season.

LIGHTING IT UP FROM DEEP

The Cougars have shot 38.8 percent as a team from three-point land through 14 games with Kailey Woolston and Kaylee Smiler each shooting over 49 percent from behind the arc. BYU's 38.8 percent mark is good for **11th** in the country and **3rd** in the Big 12.

THREE-POINT MARKSMAN

Kailey Woolston has burst on the scene in her first 14 games, being named the Big 12 Freshman of the Week twice (Nov. 20 & 27). Woolston is **1st** in the conference, **9th** nationally in 3-point percentage at 49.4 percent, **3rd** in the Big 12, **19th** nationally in 3-point field goals made (38) and **3rd** in the conference, **42nd** nationally in three-pointers per game (2.71).

FLOOR GENERAL

Amari Whiting is averaging 11.3 points per game on 40 percent shooting, going 32.5 percent from downtown while grabbing 5.3 rebounds and dishing 3.7 assists. The highly-tapped recruit set four career highs against Idaho State as she notched her first-career double-double with 14 points, 12 rebounds, six assists, four steals and a game-sealing block in overtime.

REBOUNDING QUEEN

After a season in which Lauren Gustin led all NCAA divisions, men's or women's, by grabbing 16.7 rebounds per contest in 2022-23, finished second in total rebounds at 552 behind only LSU's Angel Reese who played in three more games and bested the all-time BYU record of 462 set by BYU Hall of Famer and 1980 National Player of the Year Tina Gunn, Gustin again looks to make history.

Through 14 games, Gustin leads the nation in total rebounds (218), rebounding average (15.6), defensive rebounds per game (10.8) and double-doubles (12). The senior is 74 rebounds away from breaking the all-time BYU rebounding record held by the Gunn. She is also scoring 16.4 points per contest on a 53.8 percent clip.

COUGARS VS. SOONERS



AT



10-4 (0-1 Big 12)	'23-24 Record	7-5 (1-0 Big 12)
NR/NR	AP/Coaches Poll	NR/NR
95	NET Ranking	71
Amber Whiting (2nd)	Head Coach	Jennie Baranczyk (12th)
26-21 (.553)	Record	250-117 (.681)
Gustin (16.4)	Top Scorer	Vann (13.5)
Gustin (15.6)	Top Rebounder	Vann (7.3)
Whiting (3.7)	Top Assists	Tot (3.3)

SERIES HISTORY

Overall (Streak):	2-7 (W2)
In Provo	2-2
In Norman	0-3
Neutral Site	0-2
Whiting vs. Oklahoma	0-1
Last Meeting	Nov. 15, 2022 L, 66-77 (Home)
Last BYU Win	Nov. 20, 1999 W, 80-77 (Home)
Last BYU Loss	Nov. 15, 2022 L, 66-77 (Home)

TALE OF THE TAPE

BYU	Category	Oklahoma
70.3	Scoring Offense	79.6
63.0	Scoring Defense	69.3
+7.3	Scoring Margin	+10.3
.468	Field Goal Percentage	.431
.380	Field Goal Percentage Def.	.379
.388	3PT Field Goal Percentage	.300
.320	3PT Field Goal Percentage Def.	.269
7.1	3-Pointers Per Game	7.9
.621	Free Throw Percentage	.690
41.2	Rebounds	45.9
+10.5	Rebounding Margin	+6.4
16.4	Assists	19.8
17.9	Turnovers	19.5
-5.7	Turnover Margin	-0.7
6.2	Steals	10.5
4.4	Blocks	4.3

A LOOK INTO THE LINEUP



#	Name	Pos.	Ht.	Year	Hometown	PPG	RPG	APG	FG%	3FG%	FT%
1	Amari Whiting	G	5-10	Fr.	Boise, Idaho	11.3	5.3	3.7	.400	.325	.692
10	Kailey Woolston	G	5-11	Fr.	Highland, Utah	14.6	3.5	2.6	.511	.494	.813
11	Kaylee Smiler	G	5-10	Sr.	Hamilton, New Zealand	7.6	2.4	3.7	.500	.545	.630
12	Lauren Gustin	F	6-1	Sr.	Salem, Utah	16.4	15.6	2.1	.538	.000	.405
25	Emma Calvert	F	6-4	Jr.	Farr West, Utah	9.3	4.9	1.4	.538	.303	.647

OFF THE BENCH

	Pos.	Ht.	Yr.	Hometown	PPG	RPG	APG	FG%	3FG%	FT%	
2	Kylie Krebs	G	5-7	Jr.	Peoria, Arizona	0.0	0.0	0.0	.000	.000	.000
4	Ali'a Matavao	F	6-0	Jr.	Las Vegas, Nevada	0.8	0.5	0.3	.235	.000	.375
5	Arielle Mackey-Williams	G	5-9	Jr.	Ngati Porou, New Zealand	-	-	-	-	-	-
15	McKinley Willardson	F	6-1	Fr.	Corona, California	0.7	0.3	0.3	1.000	.000	.000
20	Marina Mata	F	6-1	Fr.	Barbastro, Spain	0.2	0.1	0.0	.000	.000	1.000
21	Heather Hamson	F	6-3	Jr.	Lindon, Utah	1.1	0.3	0.1	.625	.000	.333
24	Rose Bubakar	F	6-0	Jr.	Frederick, Maryland	2.2	1.7	0.7	.303	.111	.818
30	Lauren Davenport	G	5-11	Jr.	Idaho Falls, Idaho	5.7	3.1	1.0	.365	.405	.643



byucougars.com



1 Amari Whiting
5-10 | Guard | FR
Boise, Idaho



2 Kylie Krebs
5-6 | Guard | JR
Oahu, Hawai'i



4 Ali'a Mataavao
6-0 | Forward | FR
Las Vegas, Nevada



5 Arielle Mackey-Williams
5-9 | Guard | JR
Ngati Porou, New Zealand



10 Kailey Woolston
5-11 | Guard | FR
Highland, Utah



11 Kaylee Smiler
5-8 | Guard | SR
Hamilton, New Zealand



12 Lauren Gustin
6-1 | Forward | SR
Salem, Utah



15 McKinley Willardson
6-10 | Forward | FR
Los Angeles, California



20 Marina Mata
6-4 | Forward | FR
Barbastro, Spain



21 Heather Hamson
6-3 | Forward | JR
Lindon, Utah



24 Rose Bubakar
6-0 | Forward | JR
Frederick, Maryland




25 Emma Calvert
6-4 | Forward | JR
Farr West, Utah




30 Lauren Davenport
5-11 | Guard | JR
Idaho Falls, Idaho



 **Amber Whiting**
Head Coach



 **Lee Cumard**
Assistant Coach




 **Morgan Bailey**
Assistant Coach




 **John Wardenburg**
Assistant Coach



 **Josh Edwards**
Director of Player Development




 **Alli Winters**
Director of Video and Strategy



 **Natalie Lainhart**
Director of Basketball Operations




 **Steven Arnold**
Strength and Conditioning Coach



 **Jeff Hurst**
Head Trainer



 **Austin Rustand**
Director of Communications

#	Name	Position	Height	Year	Experience*	Hometown (Previous/HS)
1	Amari Whiting	G	5-10	Fr.	HS	Burley, Idaho (Burley HS)
2	Kylie Krebs	G	5-6	So.	2nd	Oahu, Hawaii (Glendale CC)
4	Ali'a Matavao	F	6-0	Fr.	HS	Las Vegas, Nevada (Liberty HS)
5	Arielle Mackey-Williams	G	5-9	Jr.	3rd	Ngati Porou, New Zealand (Tai Wananga Ki Ruakura)
10	Kailey Woolston	G	5-11	Fr.	HS	Highland, Utah (Lone Peak HS)
11	Kaylee Smiler	G	5-8	Sr.	5th	Hamilton, New Zealand (Mellville HS)
12	Lauren Gustin	F	6-1	Sr.	4th	Salem, Utah (Salt Lake CC)
15	McKinley Willardson	F	5-11	Fr.	HS	Corona, CA (Santiago HS)
20	Marina Mata	F	6-2	Fr.	HS	Barbastro, Spain (Barbastro Basketball Club)
21	Heather Hamson	F	6-3	Jr.	4rd	London, Utah (Pleasant Grove HS)
24	Rose Bubakar	F	6-0	Jr.	3rd	Frederick, Maryland (Frederick HS)
25	Emma Calvert	F	6-4	Jr.	3rd	Farr West, Utah (Fremont HS)
30	Lauren Davenport	G	5-11	Jr.	3rd	Idaho Falls, Idaho (Boston)

Head Coach: Amber Whiting (BYU, 2001)

Assistant Coach: Lee Cumnard (BYU, 2009)

Assistant Coach: Morgan Bailey (BYU, 2015)

Assistant Coach: John Wardenburg (BYU, 1986)

Director of Player Development: Josh Edwards (Saint Catherine's College, 2011)

Director of Video and Strategy: Alli Winters (M.A. Gonzaga, 2021)

Director of Basketball Operations: Natalie Lainhart

Graduate Assistant: Hailey Higgs (BYU, 2023)

Athletic Trainer: Jeff Hurst (Bond, 1995)

Strength and Conditioning Coach: Steven Arnold (Bond, 2018)

Director of Communications: Austin Rustand (BYU, 2023)

* Years played at the college level

ROSTER BY STATE/COUNTRY

Arizona (1)

Kylie Krebs.....Peoria

Nevada (1)

A'lia Matavao..... Las Vegas

California (1)

McKinley Willardson.....Corona

New Zealand (2)

Arielle Mackey-Williams.....Ngati Poroui

Kailey Smiler..... Hamilton

Idaho (2)

Lauren Davenport..... Idaho Falls

Amari Whiting..... Burley

Spain (1)

Marina Mata.....Barbastro

Maryland (1)

Rose Bubakar..... Frederick

Utah (5)

Emma Calvert.....Farr West

Lauren Gustin..... Salem

Heather Hamson..... London

Kailey Woolston..... Highland

PRONUNCIATION GUIDE

Rose Bubakar.....Rose boob-uh-car

Marina Mata..... Marina Mott-uh

Ali'a Matavao.....uh-LEE-uh mah-tuh-VOW

Arielle Mackey-Williams.....AR-ee-EL Mack-ee - Williams

Amari Whiting..... Ah-MAR-ee WHITE-ing

Amber Whiting..... Amber WHITE-ing

Lee Cumnard..... Lee cuh-MARD

ROSTER BY CLASSIFICATION

SENIORS (2)

Lauren Gustin.....F

Kaylee Smiler..... G

JUNIORS (6)

Rose Bubakar.....F

Emma Calvert.....F

Lauren Davenport..... G

Heather Hamson.....F

Arielle Mackey-Williams..... G

SOPHOMORES (1)

Kylie Krebs..... G

FRESHMAN (5)

Marina Mata.....F

A'lia Matavao.....F

Amari Whiting..... G

McKinley Willardson.....F

Kailey Woolston..... G

ROSTER BY POSITION

Guards (7)

Lauren Davenport..... G

Kylie Krebs..... G

Arielle Mackey-Williams..... G

Kaylee Smiler..... G

Amari Whiting..... G

Kailey Woolston..... G

Forwards (6)

Rose Bubakar..... F

Emma Calvert..... F

Heather Hamson..... F

Marina Mata..... F

A'lia Matavao..... F

McKinley Willardson..... F



BYU'S RECORD WHEN...

	2023-24	Whiting Era
Overall Record	10-4	26-21
Leading at Half	8-0	22-9
Trailing at Half	2-4	3-10
Tied at Half	0-0	0-1
Leading with 5:00 left (regulation)	9-0	25-0
Trailing or Tied with 5:00 left	1-4	1-20
In Overtime Games	1-0	1-1
BYU scores less than 60 points	1-2	1-11
BYU scores between 60-69	3-2	12-11
BYU scores between 70-79	5-1	12-1
BYU scores between 80-89	1-0	1-0
BYU scores between 90-99	0-0	0-0
BYU scores 100+ points	0-0	0-0
Opponent scores less than 60	6-1	20-5
Opponent scores between 60-69	3-0	4-7
Opponent scores between 70-79	1-0	2-5
Opponent scores between 80-89	0-3	0-4
Opponent scores between 90-99	0-0	0-0
Opponent scores 100+	0-0	0-0
Games decided by 3 points or less	1-1	1-3
Games decided by 4-9 points	2-0	5-6
Games decided by 10-19 points	4-3	13-10
Games decided by 20 or more points	3-0	7-2
BYU shot 40% or better	10-3	26-10
BYU shot 50% or better	4-1	11-1
Opponent shot 40% or better	1-3	4-15
Opponent shot 50% or better	0-2	0-4
BYU outshoots opponent	10-2	25-9
Opponent outshoots BYU	0-2	1-12
Teams shot equal FG percentage	0-0	0-0
BYU outrebounds opponent	10-2	25-11
Opponent outrebounds BYU	0-2	1-8
BYU, opponent tie in rebounds	0-0	0-1
BYU has a positive TO margin	0-0	4-1
BYU has a negative TO margin	10-4	21-20
BYU, opponent tie in TOs	0-0	1-0
One player in double figures	0-0	0-1
Two players in double figures	1-0	3-9
Three players in double figures	3-3	16-6
Four players in double figures	3-1	5-5
Five players in double figures	1-0	2-0
Six players in double figures	0-0	0-0
Coming off a win	7-3	15-10
Coming off a loss	2-1	9-10
Two-plus days between games	9-4	19-14
One day between games	0-0	5-6
Playing the next day	1-0	2-1
On Monday	0-0	0-3
On Tuesday	4-1	5-3
On Wednesday	0-1	2-1
On Thursday	1-0	7-1
On Friday	1-0	3-1
On Saturday	4-2	9-12
In November	6-1	8-6
In December	4-3	9-6
In January	0-0	5-2
In February	0-0	2-5
In March	0-0	2-2
vs. Ranked Opponents	0-2	0-7

MISCELLANEOUS STATS

BYU's all-time record	928-544 (.631)
Number of 100-point games in BYU history	56
Number of 100-point games in Whiting era	0
BYU's all-time overtime record	24-20
Average attendance at Marriott Center	2,622

@byuwbb

BYU VS. NEVADA: NOTES AND QUOTES

SHARING THE ROCK

The Cougars have assisted on 230 of 355 (.648) made field goals this season and have had at least three or more players score in double figures in 11 of the first 14 contests.

BACK TO WINNING WAYS

After a down 2022-23 season, BYU got back to winning ways early in the 2023-24 campaign.

With the win over Nevada at the Lady Bear Classic last week, the Cougars completed a 10-3 non-conference season. Their 10 non-conference wins marks just the sixth time in the last 24 seasons that a BYU team has entered conference play with double-digit wins.

EFFICIENT AND EFFECTIVE

The Cougars are shooting a blistering 46.8 percent from the floor and 38.8 percent from three, the 11th highest mark in the NCAA, through non-conference play. In 2022-23, Whiting's team scored 63.7 points per game compared to the 70.3 points in 2023-24.

Last season, BYU only had Lauren Gustin (16.1) and Nani Falatea (15.3) who averaged double-figure points. This year, Whiting's squad has increased

that number to three with Gustin (16.4), Kailey Woolston (14.6), Amari Whiting (11.3) with Emma Calvert just shy with (9.3).

DEFENSE + SCORING = WINS

Coach Whiting prides her team on their ability to defend. Her defense has held its first 14 opponents in 2023-24 to 63 points per game. BYU has held 10 of its 14 opponents to 66 or less points and is 9-1 in such games.

BYU only scored more than 65 points in 15 of 33 games last year and garnered a 12-3 record when doing so. The Cougars have exceeded the 65-point threshold in 12 of their first 14 games and hold a 9-2 record when scoring 65 or more.

FAITH OVER FEAR

Coach Whiting spoke on the mantra of Faith over Fear saying, "That's me. I wear it every day, faith over fear, it's how I live my life. I feel like if you're prepared, and not just in basketball, but specifically in basketball when you go into a game you can't go into it fearful. You have to go into it fearless. The only way to get there is to make sure you've prepared and done everything up to that point."

MATCHUP BREAKDOWN



Last Meeting: Nov. 15 2022
Location: Marriott Center; Provo, UT

LAST 5 MEETINGS

Date	Score	Result	Location
3/20/06	40-64	Loss	Denver, CO (NCAA)
11/19/15	70-65	Win	Norma, OK
11/19/16	51-54	Loss	Provo, UT
12/10/21	91-99	Loss	Norman, OK
11/15/22	66-77	Loss	Provo, UT

BYU trails the all-time series 2-7
The series is tied 2-2 in Provo

OKLAHOMA: NOTES AND QUOTES

ROAD WARRIORS

Despite two home loses and an 0-3 start in neutral site games, the Sooners have posted a perfect 2-0 record on the road this season.

Oklahoma's two road victories came in an 80-70 win at Ole Miss on Nov. 9 and an 82-67 win over the Virginia Cavaliers in Charlottesville on Nov. 19.

SHARING THE LOVE

The Sooners are one of two teams in the Big 12 with at least four players who score 10+ points per game. They also have five players who record at least two assists per game and all 11 active players have appeared in every game this season.

Skylar Vann leads the offensive attack with 13.8 points per game with Aubrey Jones at 11.5, Payton Verhulst with 11 and Sahara Williams at 10.3.

Verhulst leads OU in assists per game with 3.18, Lexy Keys is second with 3.17 and an assist to turnover ratio of 2.38.

TURNOVER NEUTRAL

Despite forcing nearly 19 turnovers per game, Oklahoma levels the playing field by coughing it up nearly 20 times per game for a turnover margin of -0.75.

EFFICIENT FROM THE FIELD

Although the Sooners only shoot 30 percent from three as a team, there are seven players who take at lead 3.6 shots per game that shoot over 41.7 percent from the field.

BALANCED OFFENSIVE ATTACK

Oklahoma can score the basketball in a variety of ways. The Sooners score 19.9 fast break points per game which ranks fifth nationally and leads the Big 12. OU scores 26% of its points in transition.

However, the Oklahoma bigs pour it in from the paint as OU scores 38.0 points in the paint per game, which accounts for nearly half of the Sooners points and is the 26th highest mark in the country.



byucougars.com

●●● BYU WOMEN'S HOOPS

#1 Amari Whiting

Whiting comes to BYU as the 33rd-ranked recruit in the ESPN top 100 for the class of 2023. She was named the

Due to an ACL injury suffered in September 2022, Whiting missed her senior season and chose to graduate early to enroll at BYU in January 2023.

Amari is the daughter of head coach Amber Whiting making them the second parent-player combo to play at BYU, the first being former head coach Jeff Judkins and daughters Jamie (2006-10) and Jenna (2004-06).

Whiting originally committed to play at Oregon, but after coach Amber Whiting was hired at BYU she reopened her recruitment and committed to play for Amber at BYU. Because of the family dynamic, Amari never calls Coach Whiting mom while at practice or games. Instead, she always refers to her as Amber, Coach Whiting or Coach.

#2 Kylie Krebs

Krebs is a JUCO transfer who comes to BYU by way of Scottsdale Community College.

She comes off a season in which she averaged 5.2 points on 40.4 percent shooting, 3.6 rebounds and 0.8 assists.

#4 Ali'a Matavao

Matavao earned back-to-back Nevada Gatorade Player of the Year honors in 2022 and 2023. She was also named the 5A Player of the Year as well as selected to the Nevada 5A First Team All-Conference in 2022 and 2023.

The true freshman was named the Liberty High School Athlete of the Year in 2023 after competing in four sports; basketball, track and field, soccer and volleyball. She won state titles in the shot put and long jump, set the school record in the long jump, 4x100 and 4x200 relays and captained the basketball and volleyball teams all during the 2022-23 campaign.

#5 Arielle Mackey-Williams

Mackey-Williams was the third-leading scorer for BYU last season at 8.8 points on a 41.0 percent clip. She also averaged 1.9 rebounds and 2.2 assists per game during her sophomore campaign.

The rising junior also competed for the New Zealand Tall Ferns in the FIBA 3X3 Women's Series over the summer. She played in the Edmonton and Montreal stops and gained great experience leading up to the Cougars' first season as members of the Big 12 Conference.

#10 Kailey Woolston

Woolston was named the 2023 Utah Ms. Basketball after averaging 20.8 points, 7.9 rebounds, 2.1 assists, 1.8 steals and 0.4 blocks per game during her senior season.

The freshman set the all-time scoring mark at Lone Peak with 1,653 career points and holds three of the four highest scoring seasons in program history with 435 points during the 2020-21 season (sophomore), 452 in 2021-22 (junior) and 538 in 2022-23 (senior). She also secured the top 2 spots in total three-point field goals made in a season with 64 in 2021-22 and 78 in 2022-23 as well as the top spot for

rebounds in a season with 209 during her senior campaign.

As a senior at Lone Peak High School, Woolston sustained an injury in her shooting wrist due to a rigorous practice routine of shooting over 1,000 shots per day. During that season, she shot 52.2 percent from the field and 47.5 percent from three-point land en route to Gatorade Player of the Year honors.

#11 Kaylee Smiler

Smiler is a fifth-year senior and an unsung hero of this BYU squad. The graduate senior may not be as flashy or garner as many awards as some, but she is as reliable as they come.

The New Zealand native often accepts the task of guarding the opposition's best player, and does so with tenacity and grit. She averaged nearly a steal and block per game a year ago while drawing multiple offensive fouls in crucial moments down the stretch in games.

Smiler cherishes her Maori heritage and participates in multiple clubs and groups on campus that strive to preserve and celebrate New Zealand's rich culture. More can be learned about her involvement in her episode of [Deep Blue](#).

#12 Lauren Gustin

The Preseason All-Big 12 selection began her career at the University of Idaho but transferred to Salt Lake Community College before ever playing a game for the Vandals. Shortly before beginning her freshman season at SLCC, Gustin received a scholarship offer to attend BYU but decided to finish her season before transferring. After a successful stint at SLCC, she came to BYU and has started all 86 games she has appeared in. For more on her journey to BYU, check out her episode of [Deep Blue](#).

During the 2022-23 campaign, Lauren Gustin led all NCAA divisions, men's or women's, by grabbing 16.7 rebounds per contest. She finished second in total rebounds at 552 behind only LSU's Angel Reese who played in three more games. Her 552 rebounds bested the all-time BYU record of 462 set by BYU Hall of Famer and 1980 National Player of the Year Tina Gunn.

Gustin joined Gunn as the second player in Cougar history to record 1,000 points and 1,000 rebounds in a career. Gustin also recorded 27 double-doubles during her junior campaign, the second most in the country and matching Gunn's record of 27 double-doubles during the 1979-80 season in which she was named the National Player of the Year.

After graduating with her bachelor's degree this April, Gustin briefly entered the transfer portal this summer to explore her options as a graduate transfer before choosing to return to BYU for her final year of eligibility. She talked about her experience in the portal saying,

"I'm more than happy with my decision. I think the whole experience was good for me and I don't regret going into the portal and seeing my options. Coming back to BYU has been such a great decision. My coaches and teammates have all been so great about everything and I couldn't be happier with my decision."

GAME STATS AND STORYLINES

#15 McKinley Willardson

Willardson was a four-year starter and team captain at Santiago High School where she led her team to the 2023 California Division I State Championship. She scored 12.1 points while grabbing 8.9 rebounds per contest during her senior year while averaging 23 points, 12 rebounds and 3 blocks per game in the California State playoffs.

She holds the Santiago High School single-game scoring record with 48 points (as a sophomore) and was named the Citrus Belt Area Female Athlete of the Year in 2023.

#20 Marina Mata

Mata is a product of Barbaastro, Spain and is a product of Instituto Joaquim Blume en Barcelona

This past summer, Mata played for the Spanish national team in the FIBA U18 European Championship where she scored 11.2 points, grabbed 6.5 rebounds and dished 0.8 assists per contest.

#21 Heather Hamson

Heather Hamson is the third Hamson sister (Jennifer and Sara) to follow in their mother [Tresa Spaulding's](#) footsteps by donning a BYU jersey.

Tresa was a star for the Cougars from 1983-87, with [Jennifer Hamson](#) (2010-14) earning All-American honors in 2014 and [Sara](#) played from 2017-22. Tresa (494), Sara (472) and Jennifer (340) hold the top three spots in the all-time blocks for BYU with 1,306 blocks in all.

#24 Rose Bubakar

Bubakar is a rising junior who scored 6.7 points per game in 20.8 minutes per game a season ago. The Maryland native shot 44.6 percent from the field while pulling down 3.0 rebounds and dishing 1.0 assists per contest.

#25 Emma Calvert

Calvert was a staple in the BYU lineup last season as she started 28 of 33 games for the Cougars. She shot the highest percentage from three-point range of any BYU forward and led the team in blocks with 34.

The rising junior is enrolled in the Marriott School of Business and is in the middle of the dreaded "Junior Core" which consists of 24 intensive business credits. Most students take no other classes during the junior core, yet Calvert is playing a large role on a Big 12 basketball team while also maintaining a 3.71 GPA.

#30 Lauren Davenport

Davenport, a Boston University transfer, comes off a season where she played 20.0 minutes per game while scoring 5.9 points per game.

The rising junior chose to play for the Cougars in part because of BYU's closeness to her home in Idaho Falls, Idaho and her relationship with her younger brother who was diagnosed with Down Syndrome.

Davenport's brother Cole has been her best friend and inspiration throughout her basketball career.



OVERALL	CONF.	AP	COACHES	NET	Q1	Q2	Q3	Q4	HOME	AWAY	NEUTRAL
10-4	0-1	NR	NR	91	0-2	0-0	0-0	10-2	6-0	1-4	3-0
7-5	1-0	NR	NR	71	0-0	0-2	3-2	4-1	5-2	2-0	0-3

As of Jan. 2, 2024



NCAA/BIG 12 TEAM STATISTICAL RANKINGS (AS OF 1/1/24)			
2023-24 Stats	Stat	NCAA	Big 12
Assist/Turnover Ratio	0.92	125	10
Assists Per Game	16.4	55	8
Bench Points per Game	14.5	279	10
Blocks Per Game	4.4	52	4
Field Goal Percentage	46.8	31	7
Field Goal Defense	38.0	113	7
Fouls Per Game	17.4	212	12
Free Throw Attempts Per Game	20.00	59	6
Free Throw Percentage	62.1	328	14
Free Throws Made Per Game	12.43	134	10
Rebound Margin	10.5	24	5
Rebounds (Def.) Per Game	30.5	23	5
Rebounds (Off.) Per Game	10.7	250	12
Rebounds Per Game	41.21	63	10
Scoring Defense	63.0	155	10
Scoring Margin	7.3	127	13
Scoring Offense	70.3	118	11
Steals Per Game	6.2	296	12
Three Point Attempts Per Game	18.4	210	11
Three Point Percentage	38.8	11	3
Three Point Defense	32.0	236	12
Three Pointers Per Game	7.1	100	7
Turnover Margin	-5.71	337	14
Turnovers Forced Per Game	12.21	340	13
Turnovers Per Game	17.9	258	12
Winning Percentage	71.4	84	9

2023-24 BIG 12 PRESEASON POLL/ALL-BIG 12 TEAM			
Team (First Place Votes)			Points
1. Texas (12)			168
2. Baylor (2)			148
3. Kansas -			138
4. K-State			133
5. Oklahoma			121
6. Iowa State			107
7. Oklahoma State			99
8. West Virginia			80
9. TCU			77
10. Texas Tech			63
11. BYU			56
12. Houston			45
13. Cincinnati			22
14. UCF			18
Player	Yr.	Pos.	School
Sarah Andrews*	Sr.	G	Baylor*
Darianna Littlepage-Buggs	So.	G/F	Baylor
Emily Ryan	Sr.	G	Iowa State
Zakiyah Franklin	Sr.	G	Kansas
Taiyanna Jackson*	Sr.	C	Kansas
Gabby Gregory*	Sr.	G	Kansas State
Ayoka Lee	Sr.	C	Kansas State
Skylar Vann	Sr.	F	Oklahoma
DeYona Gaston	Sr.	F	Texas
Rori Harmon*	Jr.	G	Texas
JJ Quinerly	Jr.	G	West Virginia

Career Div. I Record: 16-17 (2nd season)
 Assistant Coach: Lee Cumard (BYU, 2009)
 Assistant Coach: Morgan Bailey (BYU, 2015)
 Assistant Coach: John Wardenburg (MBA, Southern Utah, 2021)
 Director of Basketball Operations: Natalie Lainhart
 BYU History
 First Year of Basketball: 1972
 All-Time Record: 920-540 (.630)
 All-time Conference Record: 484-236 (.672)
 Winning Seasons: 42 of 51 (last 2021-22)
 Regular Season Conference Championships: 13 (last 2021-22)
 Postseason Appearances: 27
 Total NCAA Appearances: 12 (6-15)
 Last NCAA Appearance: 2022
 First Round: L vs. No. 11 seed Villanova (57-61)
 Total WNIT Appearances: 9 (10-8)
 Last WNIT Appearance: 2022
 First Round: Loss vs. Rice (67-71)

BIG 12/NCAA INDIVIDUAL STATISTICAL RANKINGS (AS OF 1/1/24)						
Big 12 (12/22/23)	Top Player - Season	Stat	Rank	Top Player - Big 12	Play Rank	Stat
Assist/Turnover Ratio	Kaylee Smiler	1.60	20	--	--	--
Assists/Game	Whiting/Smiler	3.7	12	--	--	--
Blocks/Game	Emma Calvert	1.93	4	--	--	--
Double Doubles	Lauren Gustin	12	1	--	--	--
Field Goal Percentage	Lauren Gustin	53.8	7	--	--	--
Free Throw Percentage	--	--	--	--	--	--
Minutes/Game	Lauren Gustin	35.91	1	--	--	--
Points/Game	Lauren Gustin	16.4	7	--	--	--
Rebounds	Lauren Gustin	218	1	--	--	--
Rebounds/Game (Def)	Lauren Gustin	10.8	1	--	--	--
Rebounds/Game (Off)	Lauren Gustin	4.8	1	--	--	--
Rebounds/Game	Lauren Gustin	15.6	1	--	--	--
Three Point Percentage	Kailey Woolston	49.4	1	--	--	--

BIG 12 WEEKLY HONORS	
Big 12 Player of the Week	Big 12 Freshman of the Week
Nov. 13 - Madison Conner, TCU	Nov. 13 - Stailie Heard, OSU
Nov. 20 - Ayoka Lee, Kansas State	Nov. 20 - Kailey Woolston, BYU
Nov. 27 - Sedona Prince, TCU	Nov. 27 - Kailey Woolston, BYU
Dec. 4 - Rori Harmon, Texas	Dec. 4 - Madison Booker, Texas
Dec. 11 - JJ Quinerly, West Virginia	Dec. 11 - S'Mya Nichols, Kansas
Dec. 18 - Harmon (UT)/Lee (KSU)	Dec. 18 - Audi Crooks, Iowa State
Dec. 26 - Sedona Prince, TCU	Dec. 26 - Stailie Heard, Iowa State
Jan. 2 - Jada Walker, Baylor	Jan. 2 - Audi Crooks, Iowa State

University Information
 Location: Provo, Utah
 Elevation: 4,551 feet
 Enrollment: 34,737
 Founded: October 16, 1875
 Owned: The Church of Jesus Christ of Latter-day Saints
 Nickname: Cougars
 Mascot: Cosmo the Cougar
 Colors: Blue and White (Royal/Navy Blue)
 Arena (capacity): Marriott Center (18,987)
 Conference: Big 12 Conference
 BYU President: C. Shane Reese (BYU, 1994)
 Athletics Director: Tom Holmoe (BYU, 1983)
 Athletic Website: BYUCougars.com

NCAA (as of 1/2/23)			
	Top BYU Player - Season	Stat	Rank
Assist/Turnover Ratio	Kaylee Smiler	1.60	155
Assists/Game	Amari Whiting/Kaylee Smiler	3.7	170
Blocks/Game	Emma Calvert	1.93	32
Double Doubles	Lauren Gustin	12	1
Field Goal Percentage	Lauren Gustin	53.8	55
Free Throw Percentage	--	--	--
Minutes/Game	Lauren Gustin	35.91	25
Points/Game	Lauren Gustin	16.4	98
Rebounds	Lauren Gustin	218	1
Rebounds/Game (Def)	Lauren Gustin	10.8	1
Rebounds/Game (Off)	Lauren Gustin	4.8	3
Rebounds/Game	Lauren Gustin	15.6	1
Three Point Percentage	Kailey Woolston	49.4	9

2023-24 Preview
 Lettermen Returning/Lost: 6/5
 Newcomers: 7
 Starters Returning/Lost: 4/1
 Returning Scoring: 71.9% (1,511 of 2,102)
 Returning Rebounding: 72.4% (905 of 1,250)
 Returning Assists: 60.9% (286 of 470)
 Returning Blocks: 71.1% (86 of 121)
 Returning Steals: 71.7% (129 of 180)
 Returning Minutes: 72.4% (4,695 of 6,625)
 BYU Coaching Staff
 Head Coach: Amber Whiting
 Alma Mater: BYU (2001)
 Record at School: 16-17 (2nd year)

Media Information
 Radio Station: BYU Sports Network
 BYU Radio 107.9 FM, BYURadio.org and BYU Radio App
 Play-by-Play Announcer: Jason Shepherd
 Media Relations
 Women's Basketball Contact: Austin Rustand
 Cell Phone: 520-989-1799
 Email: austin_rustand@byu.edu

BIG 12 STANDINGS (AS OF 1/1/24)

	Big 12	Pct.	Home	Away	Overall	Pct.	Home	Road	Neutral	Streak
TCU	1-0	1.000	1-0	0-0	14-0	1.000	12-0	0-0	2-0	W14
Baylor	1-0	1.000	0-0	1-0	12-0	1.000	7-0	2-0	3-0	W12
West Virginia	1-0	1.000	0-0	1-0	12-0	1.000	7-0	2-0	3-0	W12
Kansas State	1-0	1.000	0-0	1-0	13-1	.929	7-0	3-0	3-1	W7
Texas Tech	1-0	1.000	0-0	1-0	12-2	.857	9-0	1-0	2-2	W1
Iowa State	1-0	1.000	0-0	1-0	8-4	.667	6-1	2-1	0-2	W4
Oklahoma	1-0	1.000	1-0	0-0	7-5	.583	5-2	2-0	0-3	W1
Texas	0-1	.000	0-1	0-0	13-1	.929	8-1	2-0	3-0	L1
UCF	0-1	.000	0-0	0-1	9-2	.818	6-1	0-1	3-0	L1
Houston	0-1	.000	0-1	0-0	9-3	.750	7-2	2-1	0-0	L1
BYU	0-1	.000	0-0	0-1	10-4	.714	6-0	1-4	3-0	L1
Cincinnati	0-1	.000	0-1	0-0	8-4	.667	5-2	2-0	1-2	L1
Kansas	0-1	.000	0-1	0-0	7-5	.583	5-1	1-2	1-2	L1
Oklahoma State	0-1	.000	0-1	0-0	7-5	.583	6-1	1-1	0-3	L2



AP TOP 25 POLL (1/1/24)

No.	Team (First Place)	Ovr.	Pts.	Prev.
1.	South Carolina (35)	12-0	874	1
2.	UCLA (1)	12-0	839	2
3.	NC State	13-0	784	3
4.	Iowa	13-1	754	4
5.	Colorado	11-1	692	8
6.	Baylor	12-0	689	10
7.	LSU	13-1	674	7
8.	Stanford	12-1	630	9
9.	USC	10-1	601	6
10.	Texas	13-1	585	5
11.	Kansas State	13-1	519	11
12.	UConn	10-3	469	15
13.	Virginia Tech	10-2	435	14
14.	Indiana	11-1	425	16
15.	Utah	10-3	409	12
16.	Notre Dame	9-2	309	13
17.	Louisville	12-2	306	19
18.	Gonzaga	13-2	246	20
19.	Marquette	12-1	189	18
20.	Ohio State	10-3	181	17
21.	Creighton	10-2	157	21
21.	Florida State	11-3	154	22
23.	TCU	14-0	120	23
24.	West Virginia	12-0	106	25
25.	Syracuse	11-1	56	NR

RECEIVING VOTES: North Carolina 49, Washington 36, Oregon St. 19, Texas A&M 16, UNLV 15, Michigan St. 9, Michigan 8, Miami 8, Davidson 6, Mississippi St. 3, Vanderbilt 3.

USA TODAY COACHES POLL (1/2/24)

No.	Team (First Place)	Ovr.	Pts.	Prev.
1.	South Carolina (32)	12-0	800	1
2.	UCLA	12-0	768	2
3.	Iowa	13-1	717	3
4.	NC State	13-0	713	4
5.	LSU	13-1	626	6
6.	USC	10-1	611	5
7.	Colorado	11-1	608	8
8.	Stanford	12-1	578	9
9.	Baylor	12-0	571	11
10.	Texas	13-1	488	7
11.	Virginia Tech	10-2	442	14
12.	Kansas State	13-1	414	10
12.	Utah	10-3	414	16
14.	Indiana	11-1	408	15
15.	UConn	10-3	368	17
16.	Louisville	12-2	289	19
17.	Notre Dame	9-2	288	12
18.	Ohio State	10-3	258	13
19.	Gonzaga	13-2	218	20
20.	Marquette	12-1	198	18
21.	Creighton	10-2	157	21
22.	Florida State	11-3	128	22
23.	TCU	14-0	95	25
24.	Washington	11-1	74	24
25.	West Virginia	12-0	45	NR

RECEIVING VOTES: Syracuse (11-1) 42; Miami (Fla.) (10-2) 39; Michigan (11-3) 10; North Carolina (9-4) 9; UNLV (11-1) 5; Oregon State (12-0) 4; Princeton (10-3) 4; Davidson (11-1) 3; Seton Hall (9-4) 3; Vanderbilt (13-1) 3; Saint Joseph's (12-1) 2.

BYU VS. RANKED OPPONENTS (SINCE THE 2000-2001 SEASON)

Vs	Overall	Home	Away	Neutral	Last Meeting	Last Win
#1	0-2	0-1	0-0	0-1	L, 51-70 – UConn (3/29/14) NCAA Tournament Sweet 16	_____
#2	0-1	0-0	0-1	0-0	L, 34-80 at UConn (11/27/07)	_____
#3	0-0	0-0	0-0	0-0		
#4	0-1	0-0	0-0	0-1	L, 34-65 vs. Oregon State (12/19/19)	_____
#5	0-0	0-0	0-0	0-0		
#6	0-2	0-0	0-1	0-1	L, 54-69 at Duke (11/13/10)	
#7	0-2	0-0	0-1	0-1	L, 63-72 at Stanford (3/25/19) NCAA Tournament 2nd Round	_____
#8	0-2	0-1	0-0	0-1	L, 53-86 vs. Louisville (3/21/15) NCAA Tournament 1st Round	_____
#9	0-1	0-1	0-0	0-0	L, 70-82 – Washington (12/22/16)	_____
#10	1-0	0-0	1-0	0-0	W, 75-69 at Iowa State (2/18/2002)	Same
#11	1-1	0-0	1-0	0-1	L, 46-52 vs. Arizona (3/24/21) NCAA Tournament 2nd Round	55-52 at Stanford (11/13/06)
#12	3-2	1-0	0-2	2-0	L, 68-87 at Utah (12/2/23)	82-68 vs. Gonzaga (3/12/19) WCC Championship
#13	3-0	1-0	1-0	1-0	W, 66-64 at Gonzaga (2/16/19)	Same
#14	0-1	0-0	0-0	0-1	L, 42-43 vs. Gonzaga (3/9/21) WCC Championship Game	_____
#15	2-1	1-1	0-0	1-0	W, 56-42 – Wyoming (2/2/08)	Same
#16	3-4	2-2	0-1	1-1	L, 64-79 vs. Gonzaga (3/6/23) WCC Tournament Semi-Final	61-56 – Gonzaga (2/18/21)
#17	1-3	0-1	0-1	1-1	W, 61-54 vs. Florida State (11/25/21)	Same
#18	0-3	0-1	0-1	0-1	L, 51-58 vs. Gonzaga (2/25/23)	_____
#19	1-4	1-0	0-2	0-2	L, 56-63 at Gonzaga (2/2/21)	70-40 – Gonzaga (2/9/12)
#20	1-0	1-0	0-0	0-0	W, 62-52 vs. Gonzaga (2/15/14)	Same
#21	1-2	0-0	0-2	1-0	W, 69-66 vs. Rutgers (3/22/21) NCAA Tournament 1st Round	Same
#22	2-1	0-0	1-1	1-0	W, 58-57 vs. West Virginia (11/27/21)	Same
#23	0-5	0-3	0-2	0-0	L, 67-81 at TCU (12/30/23)	_____
#24	1-3	0-0	0-2	1-1	L, 45-70 at California (12/16/17)	90-52 vs. Florida (3/12/19) WCC Championship
#25	0-3	0-2	0-0	0-1	L, 57-61 – New Mexico (1/17/09)	_____
Total	20-44	7-13	4-17	9-14	L, 67-81 at TCU (12/30/23)	W, 58-57 vs. West Virginia (11/27/21)

at Opponent (Away) – Opponent (Home) vs. Opponent (Neutral Site)



2022-23 SCORING BY HALF (BYU-OPPONENT)																		
Opponent	1Q	FG%	+/-	2Q	FG%	+/-	3Q	FG%	+/-	4Q	FG%	+/-	OT	FG%	+/-	Final	FG%	+/-
at Montana State	8-19	25.0-31.3	-6.3	17-13	36.4-36.4	0.0	24-18	56.3-44.4	+11.9	19-10	50.0-18.8	+31.2	--	--	--	68-60	42.9-32.8	+10.1
Weber State	22-8	81.8-27.3	+54.5	23-6	53.3-16.7	+36.6	16-20	66.7-33.3	+33.4	16-15	37.5-30.8	+6.7	--	--	--	77-49	56.9-32.7	+24.2
Utah Valley	16-13	42.9-35.7	+7.2	18-8	50.0-33.3	+16.7	14-11	31.3-23.1	+8.2	11-12	38.5-23.5	+15.0	--	--	--	59-44	40.7-28.6	+12.1
vs. Wake Forest!	16-5	50.0-12.5	+37.5	17-10	70.0-23.1	+46.9	14-8	35.7-22.2	+13.5	20-21	42.9-46.7	-3.8	--	--	--	67-44	48.0-25.8	+22.2
vs. Saint Louis!	21-14	50.0-21.1	+28.9	18-19	42.9-41.7	+1.2	27-17	52.9-54.5	-1.6	21-16	61.5-16.7	+44.8	--	--	--	87-66	51.7-30.0	+21.7
LMU	17-13	60.0-41.7	+18.3	18-17	63.6-37.5	+26.1	19-12	46.7-41.7	+5.0	20-16	60.0-38.9	+21.1	--	--	--	74-58	57.4-39.7	+17.7
at Wyoming	19-28	50.0-60.0	-10.0	9-13	30.8-42.9	-12.1	19-14	63.6-50.0	+13.6	27-31	68.8-57.1	+11.7	--	--	--	74-86	53.8-53.2	+0.6
at Utah	17-27	41.2-56.3	-15.1	15-25	42.9-52.9	-10.0	19-18	47.1-53.8	-6.7	17-17	43.8-50.0	-6.2	--	--	--	68-87	43.8-53.4	-9.6
Utah State	20-8	50.0-20.0	+30.0	19-21	46.2-57.1	-10.9	22-21	27.3-41.2	-13.9	22-21	55.6-41.2	+14.4	--	--	--	72-66	45.1-39.0	+6.1
Boise State	15-13	42.9-33.3	+9.6	22-13	50.0-33.3	+16.7	16-11	42.9-25.0	+17.9	12-13	27.3-30.8	13.1	--	--	--	65-50	42.1-30.3	+11.8
Idaho State	22-19	46.7-42.1	+4.6	12-18	25.0-42.1	-17.1	13-20	38.5-61.5	-23.0	23-13	57.1-25.0	+32.1	9-6	33.3-14.3	+19.0	79-76	41.7-40.0	+1.7
at Missouri State	21-16	57.1-40.0	+17.1	9-16	30.0-45.5	-15.5	16-16	62.5-54.5	+8.0	9-8	28.6-25.0	+3.6	--	--	--	55-56	43.5-39.6	+3.9
vs. Nevada^	14-16	60.0-46.7	+13.3	18-6	44.4-13.3	+31.1	19-12	58.3-27.8	+30.5	21-25	54.5-50.0	+4.5	--	--	--	72-59	52.9-35.3	+17.6
at TCU*	13-22	36.4-53.3	-16.9	18-17	43.8-50.0	-6.2	12-24	26.3-62.5	-36.2	24-18	50.0-37.5	+12.5	--	--	--	67-81	38.7-50.0	-11.3
Oklahoma*																		
Iowa State*																		
at Houston*																		
Cincinnati*																		
at Oklahoma State*																		
Texas Tech*																		
at Kansas State*																		
at Kansas*																		
West Virginia*																		
Baylor*																		
at Cincinnati*																		
at UCF*																		
Kansas*																		
TCU*																		
at Iowa State*																		
Houston*																		
at Texas*																		
Big 12 Tournament																		
Big 12 Tournament																		
Big 12 Tournament																		
Averages	17.1-15.8	49.6-37.2	+12.3	16.6-14.4	45.0-37.6	+7.4	17.9-15.9	46.9-42.5	+4.3	18.7-16.9	48.3-35.1	+13.2	9.0-6.0	33.3-14.3	+19.0	70.3-63.0	47.1-37.9	+9.2

! North Shore Classic * Big 12 Games ^Played at Missouri State

2022-23 OFFENSIVE TRENDS (BYU-OPPONENT)													
Opponent	Points/Paint		Points Off TO		2nd Chance Points		Fastbreak Points		Bench Points		Big Run	Big Lead	
at Montana State	18	26	14	18	8	6	9	6	2	23	13	11	
Weber State	40	16	22	12	7	0	13	2	16	10	23	33	
Utah Valley	32	22	13	10	13	2	2	2	9	23	7	7	
vs. Wake Forest!	26	24	15	17	16	9	4	6	16	19	13	27	
vs. Saint Louis!	28	10	10	8	14	2	12	8	30	26	8	24	
LMU	32	30	17	9	7	6	7	3	19	22	12	19	
at Wyoming	38	48	9	13	4	20	4	2	24	31	8	2	
at Utah	40	26	11	14	9	6	3	10	18	11	9	0	
Utah State	28	32	23	14	3	6	19	8	14	20	10	16	
Boise State	30	28	11	10	4	7	10	5	12	19	7	18	
Idaho State	34	26	21	24	15	16	15	7	7	29	18	6	
at Missouri State	24	30	14	28	9	10	1	2	14	20	10	8	
vs. Nevada^	36	30	12	12	14	10	6	12	8	15	13	21	
at TCU*	20	38	5	12	5	10	7	12	12	0	10	0	
Oklahoma*													
Iowa State*													
at Houston*													
Cincinnati*													
at Oklahoma State*													
Texas Tech*													
at Kansas State*													
at Kansas*													
West Virginia													
Baylor													
at Cincinnati*													
at UCF*													
Kansas*													
TCU*													
at Iowa State*													
Houston													
at Texas													
Big 12 Tournament													
Big 12 Tournament													
Big 12 Tournament													
Per Game/Total	30.4 (426)	27.6(386)	14.1 (197)	14.4 (201)	9.1 (128)	7.9 (110)	7.9 (111)	6.0 (84)	14.4 (201)	19.1 (268)	23	33	
Led/Trailed/Tied Record	Led: 9 (8-1) Trail: 5 (2-3) Tied: 0 (0-0)	Led: 6 (6-0) Trail: 7 (3-4) Tied: 1 (1-0)	Led: 8 (7-1) Trail: 6 (3-3) Tied: 0 (0-0)	Led: 7 (7-0) Trail: 5 (2-3) Tied: 2 (1-1)	Led: 4 (2-2) Trail: 10 (8-2) Tied: 0 (0-0)								



A LOOK INTO THE STARTING 5					
Opponent	(1)	(2)	(3)	(4)	(5)
at Montana State	1. Whiting	10. Woolston	11. Smiler	30. Davenport	12. Gustin
Weber State	1. Whiting	10. Woolston	11. Smiler	30. Davenport	12. Gustin
Utah Valley	1. Whiting	10. Woolston	11. Smiler	30. Davenport	12. Gustin
vs. Wake Forest!	1. Whiting	10. Woolston	11. Smiler	30. Davenport	12. Gustin
vs. Saint Louis!	1. Whiting	10. Woolston	11. Smiler	30. Davenport	12. Gustin
LMU	1. Whiting	10. Woolston	11. Smiler	30. Davenport	12. Gustin
at Wyoming	1. Whiting	10. Woolston	11. Smiler	30. Davenport	12. Gustin
at Utah	1. Whiting	3. Falatea	10. Woolston	11. Smiler	12. Gustin
Utah State	1. Whiting	10. Woolston	11. Smiler	30. Davenport	12. Gustin
Boise State	1. Whiting	10. Woolston	11. Smiler	12. Gustin	25. Calvert
Idaho State	1. Whiting	10. Woolston	11. Smiler	12. Gustin	25. Calvert
at Missouri State	1. Whiting	10. Woolston	11. Smiler	12. Gustin	25. Calvert
vs. Nevada^	1. Whiting	10. Woolston	30. Davenport	12. Gustin	25. Calvert
at TCU*	1. Whiting	10. Woolston	11. Smiler	12. Gustin	25. Calvert
Oklahoma*					
Iowa State*					
at Houston*					
Cincinnati*					
at Oklahoma State*					
Texas Tech*					
at Kansas State*					
at Kansas*					
West Virginia*					
Baylor*					
at Cincinnati*					
at UCF*					
Kansas*					
TCU*					
at Iowa State*					
Houston*					
at Texas*					
Big 12 Tournament					
Big 12 Tournament					
Big 12 Tournament					
Win-Loss Record	(1)	(2)	(3)	(4)	(5)
7-1	1. Whiting	10. Woolston	11. Smiler	30. Davenport	12. Gustin
2-2	1. Whiting	10. Woolston	11. Smiler	12. Gustin	25. Calvert
1-0	1. Whiting	10. Woolston	30. Davenport	12. Gustin	25. Calvert
0-1	1. Whiting	3. Falatea	10. Woolston	11. Smiler	12. Gustin

DOUBLE-DOUBLE TRACKER					
Player	Season	Career	Last	Pts	Reb.
Lauren Gustin	12	68	at TCU (12/30/23)	10	16
Amari Whiting	1	1	Idaho State (12/16/23)	14	12
Kailey Woolston	1	1	Utah Valley (11/14/23)	19	10
Lauren Gustin					

*Includes double-doubles at previous NCAA Division I schools

GAMES PLAYED/STARTED				
Player	Season		Career	
	GP	GS	GP	GS
11. Kaylee Smiler	13 (9-4)	13 (9-4)	117	42
12. Lauren Gustin	14 (10-4)	14 (10-4)	100	100
25. Emma Calvert	14 (10-4)	5 (3-2)	70	33
24. Rose Bubakar	14 (10-4)	0 (0-0)	65	11
5. Arielle Mackey-Williams	0 (0-0)	0 (0-0)	52	24
30. Lauren Davenport	14 (10-4)	9 (8-1)	58*	23*
21. Heather Hamson	11 (9-2)	0 (0-0)	31	0
1. Amari Whiting	14 (10-4)	14 (10-4)	14 (10-4)	14 (10-4)
10. Kailey Woolston	14 (10-4)	14 (10-4)	14 (10-4)	14 (10-4)
4. Ali'a Matavao	12 (10-3)	0 (0-0)	13 (10-3)	0
20. Marina Mata	9 (8-1)	0 (0-0)	9 (8-1)	0
15. McKinley Willardson	3 (3-0)	0 (0-0)	3 (3-0)	0
2. Kylie Krebs	1 (1-0)	0 (0-0)	1 (1-0)	0

*Includes games played and starts at previous NCAA Division I schools





AMBER WHITING

HIGHLIGHTS

- Won 2022 state championship at Burley High School (Idaho)
- 2022 4A Idaho Statesman Coach of the Year
- Conference Coach of the Year
- Back-to-back region titles in 2021 and 2022
- 70-37 record in four seasons at Burley High School

Shoe Circuit for the Natalie Williams Basketball Academy.

Whiting was the director of Utah Hard Knox, one of the most successful AAU programs in Utah, consistently producing Division I talent for both men's and women's programs across the state.

A standout at Snow College, Whiting was the team MVP for two straight years and was an All-America honorable mention in 1999 as a member of the SWAC All-Tournament team. She led team in scoring and assists and was honored as the Female Athlete of the Year in 1997 at Fremont High School.

Whiting was an All-Region Team selection in back-to-back season with the Badgers. Following her two-year career with Snow College, Whiting went on to play one season at Weber State where she averaged 5.0 points per game before transferring to BYU for the 2000-01 season.

Whiting graduated from BYU with a degree and teaching credential in history in 2001 with a minor in psychology. She went on to earn a master's degree in professional learning communities from Grand Canyon University.

She is married to former NJCAA All-American men's player Trent Whiting, who played at Snow College and Utah before finishing his collegiate career at BYU in 2001 where he averaged 14.2 points per game and was an all-conference selection. Trent played professionally overseas in Italy for 12 years.

Whiting, from Ogden, Utah, is the seventh head coach of BYU women's basketball since becoming an NCAA program in 1972. The 2023-24 season will be Whiting's second season at the helm of the program that posted a 16-17 record in her first season.

Whiting served as the head coach of the Burley High School girls team in Idaho from 2018-2022 where she won the 2022 state championship, just the third in school history. She was named the 4A Idaho Statesman Coach of the Year, the conference coach of the year and helped the Bobcats to back-to-back region titles.

While at Burley, Whiting took a program with just five wins in her first year to improvement every season including three consecutive 20-win seasons, culminating in a 25-1 campaign and title run in 2021-22. Whiting's record as a head coach at Burley was 70-37 over four seasons.

In addition to coaching at the high school level, Whiting was also the head coach for the Adidas 17U 3SSB Select Team for the Spring/Summer

WHITING'S SECOND CAMPAIGN

EDUCATION

- BYU (2001, B.A. in Elementary Education)
- Grand Canyon (Professional Learning Communities)
- Newport High School in Bellevue, Wash. (1991)

COACHING EXPERIENCE

- BYU Head Coach (2022-present)
- Burley High School Head Coach (2018-22)
- Utah Hard Knox – Director
- Adidas 17U 3SSB Select Team - Natalie Williams Basketball Academy

PLAYING CAREER

Played two seasons at Snow College (1997-99)

- Team MVP for two-straight seasons
- 1999 All-American Honorable Mention
- 1999 SWAC All-Tournament Team
- Led the Badgers in scoring and assists
- 1998 and 1998 All-Region Team selection

Played one season at Weber State (1999-2000)

- Averaged 5.0 points per game
- Played one season at BYU (2000-01)

WHITING'S HEAD COACHING RECORD

Season	School	Overall	Pct.	Home	Pct.	Away	Pct.	Neutral	Pct.	Conf.	Pct.	Conf. Tourney	WNIT	NCAA
2022-23	BYU	16-17	.485	7-9	.438	6-6	.500	3-2	.600	9-9	.500	2-1	0-1	--
2023-24	BYU	10-4	.714	6-0	1.000	1-4	.200	3-0	1.000	---	----	---	---	--
CAREER	BYU	26-21	.553	13-9	.591	7-10	.412	6-2	.750	9-9	.500	2-1	0-1	--



WHITING VS. ALL OPPONENTS

Opponent	Overall	Last Meeting	Score	Next Meeting
Ball State	0-1	Nov. 26, 2022	L, 61-56	
Baylor	---	---	---	Feb. 7, 2024
Boise State	2-0	Dec. 9, 2023	W, 65-50	
Carroll College	1-0	Nov. 23, 2022	W, 71-47	
Cincinnati	---	---	---	Jan. 13, 2024
Colorado	---	---	---	Dec. 13, 2023
Colorado State	0-1	Nov. 8, 2022	L, 82-62	
Gonzaga	0-3	Mar 6, 2023	L, 79-64	
Houston	---	---	---	Jan. 10, 2024
Idaho State	1-0	Dec. 16, 2023	W, 79-76 OT	
Iowa State	---	---	---	Jan. 6, 2024
Kansas	---	---	---	Jan. 31, 2024
Kansas State	---	---	---	Jan. 27, 2024
LMU	3-0	Nov. 25, 2023	W, 74-58	
Missouri State	0-1	Dec. 20, 2023	L, 55-56	
Montana State	1-1	Nov. 7, 2023	W, 68-60	
Monmouth	1-0	Dec. 21, 2022	W, 70-50	
Oklahoma	0-1	Nov. 15, 2022	L, 77-66	
Oklahoma State	---	---	---	Jan. 17, 2024
Nevada	---	Dec. 21, 2023	W, 72-59	
Pacific	1-1	Jan. 28, 2023	L, 79-66	
Pepperdine	2-1	Mar. 3, 2023	W, 74-59	
Portland	0-2	Feb. 27, 2023	L, 61-49	
Rice	0-1	Mar. 17, 2023	L, 71-67	
Saint Louis	1-0	Nov. 21, 2023	W, 87-66	
Saint Mary's	2-0	Jan. 26, 2023	W, 74-59	
San Diego	1-1	Feb. 4, 2023	L, 52-49	
San Francisco	2-1	Mar. 4, 2023	W, 66-56	
Santa Clara	1-1	Feb. 16, 2023	W, 78-72	
TCU	0-1	Dec. 30, 2023	L, 67-81	Feb. 21, 2024
Texas	---	---	---	Mar. 2, 2024
Texas Tech	---	---	---	Jan. 20, 2024
Troy	0-1	Nov. 19, 2022	L, 68-62	
UCF	---	---	---	Feb. 13, 2024
Utah	0-2	Dec. 2, 2023	L, 68-87	
Utah State	1-0	Dec. 5, 2023	W, 72-66	
Utah Valley	1-0	Nov. 14, 2023	W, 59-44	
Wake Forest	1-0	Nov. 18, 2023	W, 67-44	
Washington State	1-0	Nov. 18, 2022	W, 65-56	
Weber State	1-0	Nov. 10, 2023	W, 77-49	
West Virginia	---	---	---	Feb. 3, 2024
Westminster	1-0	Oct. 27, 2022	W, 72-51 (Exh.)	
Wyoming	0-1	Nov. 28, 2023	L, 74-86	

	Overall	Home	Road	Neutral
Career Record	26-20	13-9	7-10	6-21



WHITING VS. RANKED OPPONENTS

Rank	Opponent	Score	Date
12	at Utah	L, 68-87	Dec. 2, 2023
15	Utah	L, 76-59	Dec. 10, 2022
16	Gonzaga	L, 74-69	Mar. 6, 2023
16	Oklahoma	L, 77-66	Nov. 18, 2023
18	Gonzaga	L, 58-51	Feb. 25, 2023
23	at TCU	L, 67-81	Dec. 30, 2023
23	Gonzaga	L, 67-58	Dec. 17, 2023

No. 1-5	No. 6-10	No. 11-15	No. 16-20	No. 21-25	Overall
0-0	0-0	0-3	0-3	0-2	0-8

WHITING VS. ALL CONFERENCES

ACC	1-0	Missouri Valley	0-1
American Athletic	0-1	Mountain West	6-2
Atlantic 10	1-0	Non D-1	1-0
Atlantic Sun	0-0	Ohio Valley	0-0
Big 12	0-2	Pac-12	1-2
Big East	0-0	SEC	0-0
Big Sky	3-1	Southland	0-0
Big West	0-0	Summit	0-0
Colonial Athletic	1-0	Sun Belt	0-1
Conference USA	0-0	SWAC	0-0
Horizon	0-0	WAC	1-0
MAC	0-1	West Coast	12-10

The couple has two children, Jace and Amari. Jace plays basketball at Boise State where he averaged 15.8 minutes, shot 41.6 percent from the field while averaging 3.1 points, 1.7 rebounds and 1.3 assists.. Amari missed her senior season because of injury, but will be entering her freshman year at BYU as a member of Whiting's 2023-24 squad. "I am super excited about the opportunity to be the head coach at BYU," Whiting said. "I've been in basketball my whole life playing, coaching and developing players, and I am looking forward to doing it again at this level. Coach Judkins established a great tradition of winning and a strong culture with some incredible players. I can't wait to get on board and continue that legacy and surround myself with a great staff. I am ready to get to work."



1



AMARI WHITING

FRESHMAN | 5-10 | GUARD | BURLEY, IDAHO | BURLEY HIGH SCHOOL

High School

2022 Idaho Gatorade Player of the Year ... 4A All-Idaho Player of the Year (2021 & 2022) ... GB7 Conference Player of the Year (2021 & 2022) ... Times News Player of the Year (2020, 2021, 2022) ... 2022 4A Idaho State Champions ... 2022 SBlive Idaho Player of the Year ... 2022 IdahoSports 4A Tournament Player of the Year ... 2020 GB10 All-Conference First Team ... 2x WBCA Player of the Week ... 4x SBlive ID Player of the Week ... IHSAA Athlete of the Week ... 4.0 High School GPA ... High Honors Society ...

Personal

Born in Burley, Idaho ... Daughter of Trent and Amber Whiting ... Older brother Jace plays basketball at Boise State University ... Father Trent (2000-01) and mother Amber (2000-01) played basketball at BYU ... Also recruited by Oregon, Arizona, Stanford, UCLA, Utah ... Committed to Oregon in 2021, but flipped her commitment to BYU during the summer of 2022

Instagram: [amari.whiting](#)
Twitter: [amari_whiting](#)
TikTok: [amariwhiting](#)

SEASON HIGHS

Points: 19 Utah State (12/5/23)
Rebounds: 12 Idaho State (12/16/23)
Assists: 6 (x2) at TCU (12/30/23)
Steals: 4 Idaho State (12/16/23)
Blocks: 1 (x3) Idaho State (12/16/23)
Field Goals: 6 Utah State (12/5/23)
3-Pointers: 2 (x3) at TCU (12/30/23)
Free Throws: 8 at Montana State (11/7/23)
Minutes: 39 (OT) Idaho State (12/16/23)

CAREER HIGHS

Points: 19 Utah State (12/5/23)
Rebounds: 12 Idaho State (12/16/23)
Assists: 6 (x2) at TCU (12/30/23)
Steals: 4 Idaho State (12/16/23)
Blocks: 1 (x3) Idaho State (12/16/23)
Field Goals: 6 Utah State (12/5/23)
3-Pointers: 2 (x3) at TCU (12/30/23)
Free Throws: 8 at Montana State (11/7/23)
Minutes: 39 (OT) Idaho State (12/16/23)

PRODUCTION TRACKER

Had a double-double	1 (1-0)	1 (1-0)
Scored 10+ points	8 (6-2)	8 (6-2)
Scored 20+ points	-(0-0)	-(0-0)
Led BYU in scoring	1 (1-0)	1 (1-0)
Led BYU in rebounds	-(0-0)	-(0-0)
Led BYU in assists	5 (3-2)	5 (3-2)
Led BYU in steals	-(0-0)	-(0-0)
Led BYU in blocks	1 (1-0)	1 (1-0)
Made 5+ FGs	4 (4-0)	4 (4-0)
Made 3+ 3-pt FGs	-(0-0)	-(0-0)
Had 3+ assists	10 (6-4)	10 (6-4)
Had 5+ assists	4 (2-2)	4 (2-2)
Had 3+ steals	5 (5-0)	5 (5-0)
Had 5+ rebounds	6 (4-2)	6 (4-2)

2023-24 GAME-BY-GAME

OPPONENT	DATE	MIN.	FG-FGA	PCT	3FG-FGA	PCT	FT-FTA	PCT	OFF	DEF	REB	AST	BLK	STL	PF	TO	PTS	AVG
at Montana State	11/7	29	5-9	.556	0-2	.000	8-11	.727	0	7	7	5	0	3	2	7	18	18.0
Weber State	11/10	24	3-8	.375	0-1	.000	2-4	.500	2	3	5	4	0	3	3	1	8	13.0
Utah Valley	11/14	31	5-13	.385	1-3	.333	2-3	.666	1	8	9	2	0	2	3	1	13	13.0
vs. Wake Forest	11/18	25	3-10	.300	1-1	1.000	0-0	.000	2	2	4	3	0	3	2	2	7	11.5
vs. Saint Louis	11/21	26	5-9	.556	1-2	.500	3-4	.750	2	2	4	4	0	0	4	2	14	12.0
LMU	11/25	30	2-5	.400	1-1	1.000	2-5	.400	1	0	1	1	0	1	3	2	7	11.2
at Wyoming	11/28	32	4-8	.500	2-3	.667	4-4	1.000	0	3	3	4	1	1	2	0	14	11.6
at Utah	12/2	27	3-10	.300	1-2	.500	0-0	.000	1	4	5	5	0	0	1	1	7	11.0
Utah State	12/5	29	6-11	.545	0-3	.000	7-8	.875	0	2	2	3	1	3	4	4	19	11.9
Boise State	12/9	30	1-6	.167	0-4	.000	3-4	.750	0	4	4	0	1	2	3	5	11.2	
Idaho State	12/16	39	3-10	.300	1-3	.333	7-12	.583	1	11	12	6	1	4	1	3	14	11.5
at Missouri State	12/20	31	3-11	.272	1-5	.200	1-2	.500	0	5	5	3	0	1	4	3	8	11.2
vs. Nevada	12/21	29	4-7	.571	2-4	.500	1-2	.500	1	7	8	2	0	1	3	5	11	11.2
at TCU	12/30	34	3-8	.375	2-6	.333	5-6	.833	0	5	5	6	0	1	3	0	13	11.3
Oklahoma	1/3																	
Iowa State	1/6																	
at Houston	1/10																	
Cincinnati	1/13																	
at Oklahoma State	1/17																	
Texas Tech	1/20																	
at Kansas State	1/27																	
at Kansas	1/31																	
West Virginia	2/3																	
Baylor	2/7																	
at Cincinnati	2/10																	
at UCF	2/13																	
Kansas	2/17																	
TCU	2/21																	
at Iowa State	2/25																	
Houston	2/28																	
at Texas	3/2																	
Big 12 1st Round	3/7																	
Big 12 2nd Round	3/8																	
Big 12 Quarterfinals	3/9																	
Big 12 Semifinals	3/11																	
Big 12 Championship	3/12																	

CAREER STATISTICS

YEAR	GP-GS	MPG	FG-FGA	PCT	3FG-A	PCT	FT-FTA	PCT	OFF-DEF-REB	R/GM	PF-D	A	A/GM	TO	BLK	B/GM	STL	S/GM	PTS	AVG
2023-2024	14-14	29.7	50-125	.400	13-40	.325	45-65	.692	11-63-74	5.3	37-0	52	3.7	34	3	0.2	24	1.7	158	11.3
--	--	--	--	--	--	--	--	--	--	--	--	--	--	--	--	--	--	--	--	--
--	--	--	--	--	--	--	--	--	--	--	--	--	--	--	--	--	--	--	--	--
--	--	--	--	--	--	--	--	--	--	--	--	--	--	--	--	--	--	--	--	--
TOTAL	14-14	29.7	50-125	.400	13-40	.325	45-65	.692	11-63-74	5.3	37-0	52	3.7	34	3	0.2	24	1.7	158	11.3

BIG 12 CAREER STATISTICS

YEAR	GP-GS	MPG	FG-FGA	PCT	3FG-A	PCT	FT-FTA	PCT	OFF-DEF-REB	R/GM	PF-D	A	A/GM	TO	BLK	B/GM	STL	S/GM	PTS	AVG
2023-24	1-1	34	3-8	.375	2-6	.333	5-6	.833	0-5-5	5.0	3-0	6	6.0	0	0	0.0	1	1.0	13	13.0
TOTAL	1-1	34	3-8	.375	2-6	.333	5-6	.833	0-5-5	5.0	3-0	6	6.0	0	0	0.0	1	1.0	13	13.0



2



KYLIE KREBS

JUNIOR | 5-7 | GUARD | OAHU, HAWAII | GLENDALE COMMUNITY COLLEGE
2022-23 (Glendale Community College)

2021-22 (Glendale Community College)

Before BYU

Two-year honor roll honoree at Glendale Community College...6A All-District First Team...6A Desert Valley All-Region Second Team...Grew up on the North Shore of Oahu, Hawaii where she was a competitive surfer

Personal

Born in Peoria, Arizona...Daughter of Kenny and Katharine Krebs...Brothers Brock and Kason played football for BYU, Kaulin and Kameron played football for Cal Berkeley, Kelsea played water polo for Arizona State and Kallee played rugby for Arizona State...Majoring in business

2023-24 GAME-BY-GAME

OPPONENT	DATE	MIN.	FG-FGA	PCT	3FG-FGA	PCT	FT-FTA	PCT	OFF	DEF	REB	AST	BLK	STL	PF	TO	PTS	AVG
at Montana State	11/7																	
Weber State	11/10																	
Utah Valley	11/14																	
vs. Wake Forest	11/18																	
vs. Saint Louis	11/21																	
LMU	11/25																	
at Wyoming	11/28																	
at Utah	12/2																	
Utah State	12/5																	
Boise State	12/9	1	0-0	.000	0-0	.000	0-0	.000	0	0	0	0	0	0	0	0	0	0.0
Boise State (12/9/23)	12/16																	
at Missouri State	12/20																	
vs. Nevada	12/21																	
at TCU	12/30																	
Oklahoma	1/3																	
Iowa State	1/6																	
at Houston	1/10																	
Cincinnati	1/13																	
at Oklahoma State	1/17																	
Texas Tech	1/20																	
Boise State (12/9/23)	1/27																	
at Kansas State	1/31																	
at Kansas	2/3																	
West Virginia	2/7																	
Baylor	2/10																	
at Cincinnati	2/13																	
at UCF	2/17																	
Kansas	2/21																	
TCU	2/25																	
at Iowa State	2/28																	
Houston	3/2																	
at Texas	3/7																	
Big 12 1st Round	3/8																	
Big 12 2nd Round	3/9																	
Big 12 Quarterfinals	3/11																	
Big 12 Semifinals	3/12																	
Big 12 Championship																		

SEASON HIGHS

Instagram: N/A
Twitter: [_kykrebbs](#)
TikTok: N/A

Points: --
Rebounds: --
Assists: --
Steals: --
Blocks: --
Field Goals: --
3-Pointers: --
Free Throws: --
Minutes: 1

CAREER HIGHS

Points: --
Rebounds: --
Assists: --
Steals: --
Blocks: --
Field Goals: --
3-Pointers: --
Free Throws: --
Minutes: 1

PRODUCTION TRACKER

Had a double-double -- (0-0)
Scored 10+ points -- (0-0)
Scored 20+ points -- (0-0)
Led BYU in scoring -- (0-0)
Led BYU in rebounds -- (0-0)
Led BYU in assists -- (0-0)
Led BYU in steals -- (0-0)
Led BYU in blocks -- (0-0)
Made 5+ FGs -- (0-0)
Made 3+ 3-pt FGs -- (0-0)
Had 3+ assists -- (0-0)
Had 3+ blocks -- (0-0)
Had 5+ rebounds -- (0-0)
Had 10+ rebounds -- (0-0)

2023-24 Career
-- (0-0) -- (0-0)
-- (0-0) -- (0-0)
-- (0-0) -- (0-0)
-- (0-0) -- (0-0)
-- (0-0) -- (0-0)
-- (0-0) -- (0-0)
-- (0-0) -- (0-0)
-- (0-0) -- (0-0)
-- (0-0) -- (0-0)
-- (0-0) -- (0-0)
-- (0-0) -- (0-0)
-- (0-0) -- (0-0)
-- (0-0) -- (0-0)
-- (0-0) -- (0-0)
-- (0-0) -- (0-0)
-- (0-0) -- (0-0)
-- (0-0) -- (0-0)
-- (0-0) -- (0-0)
-- (0-0) -- (0-0)

Boise State (12/9/23)
at Kansas State 1/27
at Kansas 1/31
West Virginia 2/3
Baylor 2/7
at Cincinnati 2/10
at UCF 2/13
Kansas 2/17
TCU 2/21
at Iowa State 2/25
Houston 2/28
at Texas 3/2
Big 12 1st Round 3/7
Big 12 2nd Round 3/8
Big 12 Quarterfinals 3/9
Big 12 Semifinals 3/11
Big 12 Championship 3/12

CAREER STATISTICS

YEAR	GP-GS	MPG	FG-FGA	PCT	3FG-A	PCT	FT-FTA	PCT	OFF-DEF-REB	R/GM	PF-D	A	A/GM	TO	BLK	B/GM	STL	S/GM	PTS	AVG
2023-2024	1-0	0.5	0-0	.000	0-0	.000	0-0	.000	0-0-0	0.0	0-0	0	0.0	0	0	0.0	0	0.0	0	0.0
--	--	--	--	--	--	--	--	--	--	--	--	--	--	--	--	--	--	--	--	--
--	--	--	--	--	--	--	--	--	--	--	--	--	--	--	--	--	--	--	--	--
--	--	--	--	--	--	--	--	--	--	--	--	--	--	--	--	--	--	--	--	--
TOTAL	1-0	0.5	0-0	.000	0-0	.000	0-0	.000	0-0-0	0.0	0-0	0	0.0	0	0	0.0	0	0.0	0	0.0

BIG 12 CAREER STATISTICS

YEAR	GP-GS	MPG	FG-FGA	PCT	3FG-A	PCT	FT-FTA	PCT	OFF-DEF-REB	AVG	PF-D	A	AVG	TO	BLK	AVG	STL	AVG	PTS	AVG
2023-24	--	--	--	--	--	--	--	--	--	--	--	--	--	--	--	--	--	--	--	--
TOTAL	0-0	0.0	0-0	.000	0-0	.000	0-0	.000	0-0-0	0.0	0-0	0	0.0	0	0	0.0	0	0.0	0	0.0



4

ALI'A MATAVAO

FRESHMAN | 6-0 | FORWARD | LAS VEGAS, NEVADA | LIBERTY HIGH SCHOOL



High School

2023 Nevada Gatorade Player of the Year ... 2022 Nevada Gatorade PoY ... Nevada 5A PoY (2022 & 2023) ... Nevada 5A First Team All-Conference (2022 & 2023) ... Liberty High School Athlete of the Year (2023) ... Nevada Las Vegas Sun Super Seven (2022 & 2023) ... Max Preps First Team ... Captain of basketball and volleyball teams ... 2023 State Shot Put Champion ... 2023 State Long Jump Champion ... NIAA Championship team points leader ... Holds school records in long jump, 4x100 and 4x200 team relays ... Heavily recruited soccer forward ... Four-sport varsity athlete at Liberty High School (basketball, soccer, track/field, volleyball)

Personal

Born in Las Vegas, Nevada ... Parents are Newel and Leslie Mata'ao ... Second of five children: Moliki, Myla, Kingston and Isley ... Her father, Newel played football at Ricks College (1996) and Northern State University (2001) ... Her brother, Moliki currently plays football at UCLA ... Also recruited by Cal State Fullerton, Hawaii, Niagara, Portland State, San Diego State, UNLV, Washington and Wisconsin

Instagram: [aliamatavao](#)
Twitter: [Aliamatavao](#)
TikTok: [alialaniii](#)

SEASON HIGHS

Points:	5	vs. Wake Forest (11/18/23)
Rebounds:	2	Weber State (11/7/23)
Assists:	2	vs. Nevada (12/21/23)
Steals:	-	
Blocks:	1	vs. Nevada (12/21/23)
Field Goals:	1 (x3)	vs. Nevada (12/21/23)
3-Pointers:	-	
Free Throws:	3	vs. Wake Forest (11/18/23)
Minutes:	17	vs. Nevada (12/21/23)

CAREER HIGHS

Points:	5	vs. Wake Forest (11/18/23)
Rebounds:	2	Weber State (11/7/23)
Assists:	2	vs. Nevada (12/21/23)
Steals:	-	
Blocks:	1	vs. Nevada (12/21/23)
Field Goals:	1 (x3)	vs. Nevada (12/21/23)
3-Pointers:	-	
Free Throws:	3	vs. Wake Forest (11/18/23)
Minutes:	17	vs. Nevada (12/21/23)

PRODUCTION TRACKER

	2023-24	Career
Had a double-double	-(0-0)	-(0-0)
Scored 10+ points	-(0-0)	-(0-0)
Scored 20+ points	-(0-0)	-(0-0)
Led BYU in scoring	-(0-0)	-(0-0)
Led BYU in rebounds	-(0-0)	-(0-0)
Led BYU in assists	-(0-0)	-(0-0)
Led BYU in steals	-(0-0)	-(0-0)
Led BYU in blocks	-(0-0)	-(0-0)
Made 5+ FGs	-(0-0)	-(0-0)
Made 3+ 3-pt FGs	-(0-0)	-(0-0)
Had 3+ assists	-(0-0)	-(0-0)
Had 3+ blocks	-(0-0)	-(0-0)
Had 5+ rebounds	-(0-0)	-(0-0)
Had 10+ rebounds	-(0-0)	-(0-0)

2023-24 GAME-BY-GAME

OPPONENT	DATE	MIN.	FG-FGA	PCT	3FG-FGA	PCT	FT-FTA	PCT	OFF	DEF	REB	AST	BLK	STL	PF	TO	PTS	AVG
at Montana State	11/7	1	0-0	.000	0-0	.000	0-0	.000	0	0	0	0	0	0	0	0	0	0.0
Weber State	11/10	9	0-3	.000	0-0	.000	0-0	.000	0	2	2	1	0	0	2	1	0	0.0
Utah Valley	11/14	1	0-0	.000	0-0	.000	0-0	.000	0	0	0	0	0	0	1	0	0	0.0
vs. Wake Forest	11/18	11	1-1	1.000	0-0	.000	3-6	.500	1	0	1	0	0	0	2	1	5	1.3
vs. Saint Louis	11/21	8	0-2	.000	0-1	.000	0-0	.000	0	0	0	1	0	0	2	2	0	1.0
LMU	11/25	2	1-1	1.000	0-0	.000	0-0	.000	0	0	0	0	0	0	1	2	2	1.2
at Wyoming	11/28																	DID NOT PLAY
at Utah	12/2	1	0-0	.000	0-0	.000	0-0	.000	0	0	0	0	0	0	0	0	0	1.0
Utah State	12/5	5	0-2	.000	0-1	.000	0-0	.000	0	0	0	0	0	0	1	1	0	0.9
Boise State	12/9	3	0-0	.000	0-0	.000	0-0	.000	0	0	0	0	0	0	0	0	0	0.0
Idaho State	12/16	2	1-1	1.000	0-0	.000	0-0	.000	0	0	0	0	0	0	1	0	2	0.9
at Missouri State	12/20	2	0-1	.000	0-0	.000	0-0	.000	0	0	0	0	0	0	1	1	0	0.8
vs. Nevada	12/21	17	1-6	.167	0-1	.000	0-0	.000	2	1	3	2	1	0	3	2	2	0.9
at TCU	12/30	1	0-0	.000	0-0	.000	0-0	.000	0	1	1	0	0	0	0	0	0	0.8
Oklahoma																		1/3
Iowa State																		1/6
at Houston																		1/10
Cincinnati																		1/13
at Oklahoma State																		1/17
Texas Tech																		1/20
at Kansas State																		1/27
at Kansas																		1/31
West Virginia																		2/3
Baylor																		2/7
at Cincinnati																		2/10
at UCF																		2/13
Kansas																		2/17
TCU																		2/21
at Iowa State																		2/25
Houston																		2/28
at Texas																		3/2
Big 12 1st Round																		3/7
Big 12 2nd Round																		3/8
Big 12 Quarterfinals																		3/9
Big 12 Semifinals																		3/11
Big 12 Championship																		3/12

CAREER STATISTICS

YEAR	GP-GS	MPG	FG-FGA	PCT	3FG-A	PCT	FT-FTA	PCT	OFF-DEF-REB	R/GM	PF-D	A	A/GM	TO	BLK	B/GM	STL	S/GM	PTS	AVG
2023-2024	13-0	4.8	4-17	.235	0-3	.000	3-8	.375	3-4-7	0.5	13-0	4	0.3	9	1	0.1	0	0.0	11	0.8
--	--	--	--	--	--	--	--	--	--	--	--	--	--	--	--	--	--	--	--	--
--	--	--	--	--	--	--	--	--	--	--	--	--	--	--	--	--	--	--	--	--
--	--	--	--	--	--	--	--	--	--	--	--	--	--	--	--	--	--	--	--	--
TOTAL	13-0	4.8	4-17	.235	0-3	.000	3-8	.375	3-4-7	0.5	13-0	4	0.3	9	1	0.1	0	0.0	11	0.8

BIG 12 CAREER STATISTICS

YEAR	GP-GS	MPG	FG-FGA	PCT	3FG-A	PCT	FT-FTA	PCT	OFF-DEF-REB	R/GM	PF-D	A	A/GM	TO	BLK	B/GM	STL	S/GM	PTS	AVG
2023-24	1-0	1.0	0-0	.000	0-0	.000	0-0	.000	0-1-1	1.0	0-0	0	0.0	0	0	0.0	0	0.0	0	0.0
TOTAL	0-0	0.0	0-0	.000	0-0	.000	0-0	.000	0-0-0	0.0	0-0	0	0.0	0	0	0.0	0	0.0	0	0.0



5



ARIELLE MACKEY-WILLIAMS

JUNIOR | 5-9 | GUARD | NGATI POROU, NEW ZEALAND | TAI WANANGA KI RUAKURA

2023-24

Mackey-Williams will miss the 2023-24 season with a knee injury sustained over the summer.

High School

Prepped at Tai Wananga Ki Ruakura in New Zealand ... Won 2021 New Zealand Maori Women's National Tournament ... Selected to 2021 New Zealand Tall Ferns camp ... Won 2020 New Zealand 3x3 Women's national basketball tournament with Auckland Dream ... Selected to Junior Tall Ferns New Zealand Women's Team ... Captained the U17 New Zealand U-17 team and named to the All-State 5 team ... 2019 WNBL Melbourne Boomers Development Squad ... 2018 NZ Under 18 3x3 Asia Cup Tournament, finish second to China and selected as the youngest player on the All-Tournament team at age 15 ...

2022-23

Was the third-leading scorer for the Cougars at 8.8 points per game on 41.0 percent shooting ... Started 24 of 32 games in 2022-23 while averaging 30.3 minutes per game Dished out 2.1 assists per game

Personal

Parents are Dawn Lavery and Joe Mackey ... Youngest of four children ... Majoring in sports media and journalism

2021-22

Played in 20 games ... Averaged 2.2 points per game in 7.7 minutes ... Season-high 9 points at Montana State ... Scored 7 points at Pacific ... Was a perfect 8 of 8 from the free-throw line ... Had 18 assists on the season, including 4 against Boise State and 4 at LMU ... Posted 3 rebounds against Boise State and Pepperdine ...

2023-24 GAME-BY-GAME

OPPONENT	DATE	MIN.	FG-FGA	PCT	3FG-FGA	PCT	FT-FTA	PCT	OFF	DEF	REB	AST	BLK	STL	PF	TO	PTS	AVG
at Montana State	11/7																	
Weber State	11/10																	
Utah Valley	11/14																	
vs. Wake Forest	11/18																	
vs. Saint Louis	11/21																	
LMU	11/25																	
at Wyoming	11/28																	
at Utah	12/2																	
Utah State	12/5																	
Boise State	12/9																	
Idaho State	12/16																	
at Missouri State	12/20																	
vs. Nevada	12/21																	
at TCU	12/30																	
Oklahoma	1/3																	
Iowa State	1/6																	
at Houston	1/10																	
Cincinnati	1/13																	
at Oklahoma State	1/17																	
Texas Tech	1/20																	
at Kansas State	1/27																	
at Kansas	1/31																	
West Virginia	2/3																	
Baylor	2/7																	
at Cincinnati	2/10																	
at UCF	2/13																	
Kansas	2/17																	
TCU	2/21																	
at Iowa State	2/25																	
Houston	2/28																	
at Texas	3/2																	
Big 12 1st Round	3/7																	
Big 12 2nd Round	3/8																	
Big 12 Quarterfinals	3/9																	
Big 12 Semifinals	3/11																	
Big 12 Championship	3/12																	

Instagram: [ariellemackey](#)
Twitter: [ariellemackey](#)
TikTok: [ariellemackey](#)

SEASON HIGHS

Points:	—
Rebounds:	—
Assists:	—
Steals:	—
Blocks:	—
Field Goals:	—
3-Pointers:	—
Free Throws:	—
Minutes:	—

CAREER HIGHS

Points:	18	at Colorado State (11/8/2022)
Rebounds:	5 (2x)	LMU (2/11/23)
Assists:	6 (2x)	at Pacific (1/28/23)
Steals:	3 (4x)	vs. Gonzaga
Blocks:	0	
Field Goals:	6	at San Francisco (2/18/2023)
3-Pointers:	4	at San Francisco (3/4/23)
Free Throws:	6	at Boise State (12/1/22)
Minutes:	42	Pepperdine (2/9/23)

PRODUCTION TRACKER

	2023-24	Career
Had a double-double	— (0-0)	— (0-0)
Scored 10+ points	— (0-0)	0 (0-0)
Scored 20+ points	— (0-0)	0 (0-0)
Led BYU in scoring	— (0-0)	— (0-0)
Led BYU in rebounds	— (0-0)	— (0-0)
Led BYU in assists	— (0-0)	— (0-0)
Led BYU in blocks	— (0-0)	— (0-0)
Led BYU in steals	— (0-0)	— (0-0)
Made 5+ FGs	— (0-0)	— (0-0)
Made 3+ 3-pt FGs	— (0-0)	— (0-0)
Had 3+ assists	— (0-0)	— (0-0)
Had 5+ assists	— (0-0)	— (0-0)
Had 7+ assists	— (0-0)	— (0-0)
Had 5+ rebounds	— (0-0)	— (0-0)

CAREER STATISTICS

YEAR	GP-GS	MPG	FG-FGA	PCT	3FG-A	PCT	FT-FTA	PCT	OFF-DEF-REB	R/GM	PF-D	A	A/GM	TO	BLK	B/GM	STL	S/GM	PTS	AVG
2021-2022	20-0	7.7	15-49	.306	5-21	.238	8-8	1.000	6-12-18	0.9	14-0	18	0.9	16	0	0.0	4	0.2	43	2.2
2022-2023	32-24	30.3	96-234	.410	40-110	.364	50-58	.862	21-40-61	1.9	67-3	69	2.2	73	0	0.0	24	0.8	282	8.8
—	—	—	—	—	—	—	—	—	—	—	—	—	—	—	—	—	—	—	—	—
—	—	—	—	—	—	—	—	—	—	—	—	—	—	—	—	—	—	—	—	—
TOTAL	52-24	21.6	111-283	.392	45-131	.344	58-66	.879	27-52-79	1.5	81-3	87	1.7	89	0	0.0	28	0.5	325	6.3

BIG 12 CAREER STATISTICS

YEAR	GP-GS	MPG	FG-FGA	PCT	3FG-A	PCT	FT-FTA	PCT	OFF-DEF-REB	R/GM	PF-D	A	A/GM	TO	BLK	B/GM	STL	S/GM	PTS	AVG
2023-24	—	—	—	—	—	—	—	—	—	—	—	—	—	—	—	—	—	—	—	—
—	—	—	—	—	—	—	—	—	—	—	—	—	—	—	—	—	—	—	—	—
TOTAL	0-0	0.0	0-0	.000	0-0	.000	0-0	.000	0-0-0	0.0	0-0	0	0.0	0	0	0.0	0	0.0	0	0.0



10



KAILEY WOOLSTON

FRESHMAN | 5-11 | GUARD | HIGHLAND, UTAH | LONE PEAK HIGH SCHOOL
2023-24

Personal
Named Big 12 Freshman of the Week (Nov. 20 & Nov. 27), the first Big 12 basketball weekly honors earned by a BYU Cougar, man or woman.

High School
2023 Utah Gatorade Player of the Year ... 2023 Utah Miss Basketball ... 2023 Max Preps All-American ... 2023 Ball is Life All-American ... 2023 SB Live All-American ... 2023 National State Champions Invitational Most Valuable Player ... 2023 Utah GA State Champion ... 2023 National State Champions Invitational Runner-up ... 2022 Utah 6A Most Valuable Player
2022 Utah 6A State Champion ... 4x Utah 6A Region 4 Champions (2020, 2021, 2022, 2023) ... 3x Utah 6A Region 4 Most Valuable Player (2021, 2022, 2023) ... 4x Utah 6A All-State First Team Selection ... 2023 Academic All-State

Personal
Born in Highland, Utah ... Daughter of Spencer and Megan Woolston ... Her father, Spencer played football at Snow College (1995 & 1998) and her mother, Megan played basketball at Southern Utah (1998-2002) ... Also recruited by Iowa, Marquette, Oklahoma State, Utah, Wake Forest

2023-24 GAME-BY-GAME

OPPONENT	DATE	MIN.	FG-FGA	PCT	3FG-FGA	PCT	FT-FTA	PCT	OFF	DEF	REB	AST	BLK	STL	PF	TO	PTS	AVG
at Montana State	11/7	38	5-11	.455	3-9	.333	0-0	.000	1	2	3	1	1	1	3	2	13	13.0
Weber State	11/10	32	5-8	.625	3-5	.600	3-4	.750	0	2	2	2	0	1	1	3	16	14.5
Utah Valley	11/14	35	7-11	.636	4-7	.571	1-2	.500	1	9	10	1	0	1	2	6	19	16.0
vs. Wake Forest	11/18	33	7-10	.700	4-6	.667	0-0	.000	0	6	6	1	0	0	2	2	18	16.5
vs. Saint Louis	11/21	33	7-14	.500	5-7	.714	0-0	.000	2	3	5	1	0	1	4	4	19	17.0
LMU	11/25	34	7-9	.778	4-5	.800	0-2	.000	1	5	6	3	0	2	2	1	18	17.2
at Wyoming	11/28	31	3-6	.500	1-2	.500	1-2	.500	1	2	3	0	1	0	2	2	8	15.9
Boise State (12/9/23)	12/2	33	7-10	.700	1-2	.500	2-2	1.000	0	1	1	1	0	2	2	2	17	16.0
Utah State	12/5	35	3-11	.272	1-4	.250	1-2	.500	2	2	4	5	0	3	2	4	8	15.1
Boise State	12/9	30	7-11	.636	4-4	1.000	0-0	.000	0	1	1	3	0	1	2	0	18	15.4
Idaho State	12/16	44	2-9	.222	2-8	.250	6-6	1.000	1	0	1	6	0	2	3	4	12	15.1
at Missouri State	12/20	39	2-7	.286	1-5	.200	6-6	1.000	3	1	4	3	0	0	2	2	11	14.8
vs. Nevada	12/21	36	2-6	.333	2-5	.400	6-6	1.000	0	2	2	6	1	0	2	6	12	14.5
at TCU	12/30	37	6-14	.429	3-8	.375	0-0	.000	1	0	1	4	0	1	3	0	15	14.6
Oklahoma																		
Iowa State																		
at Houston																		
Cincinnati																		
at Oklahoma State																		
Texas Tech																		
at Kansas State																		
at Kansas																		
West Virginia																		
Baylor																		
at Cincinnati																		
at UCF																		
Kansas																		
TCU																		
at Iowa State																		
Houston																		
at Texas																		
BBig 12 1st Round																		
Big 12 2nd Round																		
Big 12 Quarterfinals																		
Big 12 Semifinals																		
Big 12 Championship																		

Instagram: [kaileyw_basketball](#)
Twitter: [KaileyWoolston](#)

SEASON HIGHS

Points:	19 (x2)	vs. Saint Louis (11/21/23)
Rebounds:	10	Utah Valley (11/14/23)
Assists:	6 (x2)	vs. Nevada (12/21/23)
Steals:	3	Utah State (12/5/23)
Blocks:	1 (x3)	vs. Nevada (12/21/23)
Field Goals:	7 (x6)	Boise State (12/9/23)
3-Pointers:	5	vs. Saint Louis (11/21/23)
Free Throws:	6 (x3)	vs. Nevada (12/21/23)
Minutes:	44 (OT)	Idaho State (12/16/23)

CAREER HIGHS

Points:	19 (x2)	vs. Saint Louis (11/21/23)
Rebounds:	10	Utah Valley (11/14/23)
Assists:	6 (x2)	vs. Nevada (12/21/23)
Steals:	3	Utah State (12/5/23)
Blocks:	1 (x3)	vs. Nevada (12/21/23)
Field Goals:	7 (x6)	Boise State (12/9/23)
3-Pointers:	5	vs. Saint Louis (11/21/23)
Free Throws:	6 (x3)	vs. Nevada (12/21/23)
Minutes:	44 (OT)	Idaho State (12/16/23)

PRODUCTION TRACKER

Had a double-double	1 (1-0)	1 (1-0)
Scored 10+ points	12 (9-3)	12 (9-3)
Scored 20+ points	-(0-0)	-(0-0)
Led BYU in scoring	6 (4-2)	6 (4-2)
Led BYU in rebounds	-(0-0)	-(0-0)
Led BYU in assists	3 (3-0)	3 (3-0)
Led BYU in steals	-(0-0)	-(0-0)
Led BYU in blocks	1 (1-0)	1 (1-0)
Made 5+ FGs	9 (7-2)	9 (7-2)
Made 7+ FGs	6 (5-1)	6 (5-1)
Made 3+ 3-pt FGs	8 (7-1)	8 (7-1)
Made 5+ 3-pt FGs	2 (2-0)	2 (2-0)
Had 3+ assists	7 (5-2)	7 (5-2)
Had 5+ rebounds	4 (4-0)	4 (4-0)

CAREER STATISTICS

YEAR	GP-GS	MPG	FG-FGA	PCT	3FG-A	PCT	FT-FTA	PCT	OFF-DEF-REB	R/GM	PF-D	A	A/GM	TO	BLK	B/GM	STL	S/GM	PTS	AVG
2023-2024	14-14	35.1	70-137	.511	38-77	.494	26-32	.813	13-36-49	3.5	32-0	38	2.7	38	3	0.2	15	1.1	204	14.6
--	--	--	--	--	--	--	--	--	--	--	--	--	--	--	--	--	--	--	--	--
--	--	--	--	--	--	--	--	--	--	--	--	--	--	--	--	--	--	--	--	--
--	--	--	--	--	--	--	--	--	--	--	--	--	--	--	--	--	--	--	--	--
TOTAL	14-14	35.1	70-137	.511	38-77	.494	26-32	.813	13-36-49	3.5	32-0	38	2.7	38	3	0.2	15	1.1	204	14.6

BIG 12 CAREER STATISTICS

YEAR	GP-GS	MPG	FG-FGA	PCT	3FG-A	PCT	FT-FTA	PCT	OFF-DEF-REB	R/GM	PF-D	A	A/GM	TO	BLK	B/GM	STL	S/GM	PTS	AVG
2023-24	1-1	37.0	6-14	.429	3-8	.375	0-0	.000	1-0-1	1.0	3-0	4	4.0	0	0	0.0	1	1.0	15	15.0
TOTAL	1-1	37.0	6-14	.429	3-8	.375	0-0	.000	1-0-1	1.0	3-0	4	4.0	0	0	0.0	1	1.0	15	15.0





KAYLEE SMILER

GRADUATE | 5-8 | GUARD | HAMILTON, NEW ZEALAND | MELLVILLE HIGH SCHOOL

2022-23

Started 29 games while appearing in 31 of 33 total games in 2022-23 ... Scored 7.2 points per game on 44.7 percent shooting, going 46.7 percent from behind the arc to lead BYU ... Recorded 27 blocks and 22 steals during her junior campaign ...

2021-22

Played in 22 games ... Averaged 2.5 points, 1.1 rebounds and 1.0 assists in 12.2 minutes per game ... Shot 39.6 percent from the field ... Totaled 21 assists, including three against Pepperdine and LMU ... Made 10 of 32 from behind the arc

2020-21

Played in 24 games, averaging 16.3 minutes per contest ... Posted the second-highest 3-point percentage on the team (.392), knocking down 20 of her 51 attempts ... Averaged 3.1 points, 1.0 assists, 1.0 rebounds and 0.7 steals per game ... Ranked eighth in the WCC in assist/turnover ratio (1.6)

High School

Four-year letterwinner ... Three-time Team MVP 2015, 2016 and 2017 ... Named to Tournament Team in 2017 ... Team placed fourth at National Competition in 2017 ... Played on the Waikato U19 and U23 Club Team ... Team finished first at U19 National Competition in 2017 ... Team finished first at U23 National Competition ... Named to U19 Tournament Team in 2017 ... Played four different sports in high school

Personal

Daughter of Phillip and Loanna Smiler ... Has three brothers and a sister ... Played with her sister on Single A national championship team ... Served as student body president at Melville HS in 2017 ... Also plays piano and sax Loves Polynesian dancing ... Human Resource Management major, working on master's degree in biology

Instagram: [kaylee_smiler](#)
Twitter: [KayleeSmiler](#)
TikTok: [kaylee_smiler](#)

SEASON HIGHS

Points:	17	Idaho State (12/16/23)
Rebounds:	5 (x2)	at Utah (12/2/23)
Assists:	7	LMU (11/25/23)
Steals:	4 (x2)	at Missouri State (12/20/23)
Blocks:	4	Weber State (11/10/23)
Field Goals:	5	Idaho State (12/16/23)
3-Pointers:	3 (x2)	vs. Wake Forest (11/18/23)
Free Throws:	5 (x2)	at TCU (12/30/23)
Minutes:	39 (x2)	at TCU (12/30/23)

CAREER HIGHS

Points:	19	at Saint Mary's (1/18/20)
Rebounds:	6 (3x)	San Francisco (2/18/23)
Assists:	8	at LMU (1/12/23)
Steals:	4 (3x)	at Missouri State (12/20/23)
Blocks:	4 (x2)	Weber State (11/10/23)
Field Goals:	7 (2x)	Ball State (11/26/22)
3-Pointers:	4 (2x)	Monmouth (12/21/23)
Free Throws:	6	Oklahoma (11/15/22)
Minutes:	40 (2x)	vs. Washington St. (11/18/22)

PRODUCTION TRACKER

Had a double-double	2023-24	Career
Scored 10+ points	4 (4-0)	13 (8-5)
Scored 20+ points	0 (0-0)	0 (0-0)
Led BYU in scoring	0 (0-0)	0 (0-0)
Led BYU in rebounds	0 (0-0)	0 (0-0)
Led BYU in assists	4 (4-0)	4 (4-0)
Led BYU in steals	0 (0-0)	0 (0-0)
Led BYU in blocks	5 (4-1)	5 (4-1)
Made 5+ FGs	1 (1-0)	4 (3-1)
Made 3+ 3-pt FGs	2 (2-0)	5 (5-0)
Had 3+ assists	7 (6-1)	21 (15-6)
Had 5+ assists	6 (5-1)	6 (5-1)
Had 2+ blocks	4 (4-0)	12 (10-2)
Had 2+ steals	7 (4-3)	15 (11-4)

2023-24 GAME-BY-GAME

OPPONENT	DATE	MIN.	FG-FGA	PCT	3FG-FGA	PCT	FT-FTA	PCT	OFF	DEF	REB	AST	BLK	STL	PF	TO	PTS	AVG
at Montana State	11/7	39	4-6	.667	3-3	1.000	3-4	.750	0	3	3	0	0	4	3	0	14	14.0
Weber State	11/10	36	4-6	.667	2-3	.667	0-0	.000	1	5	6	5	4	0	2	2	10	12.0
Utah Valley	11/14	30	0-7	.000	0-0	.000	0-0	.000	1	1	2	5	0	1	4	0	0	8.7
vs. Wake Forest	11/18	32	3-3	1.000	3-3	1.000	1-2	.500	0	1	1	3	1	2	1	4	10	8.5
vs. Saint Louis	11/21	36	2-5	.400	1-3	.333	0-0	.000	1	3	4	5	0	1	3	1	5	7.8
LMU	11/25	33	3-5	.600	1-3	.333	1-2	.500	0	2	2	7	3	1	1	0	8	7.8
at Wyoming	11/28	38	1-5	.200	0-2	.000	0-0	.000	0	0	0	2	1	2	2	1	2	7.0
at Utah	12/2	36	1-1	1.000	1-1	1.000	1-2	.500	1	4	5	4	0	2	1	2	4	6.6
Utah State	12/5	35	2-4	.500	2-3	.667	1-2	.500	0	3	3	3	1	2	5	3	7	6.7
Boise State	12/9	34	3-6	.500	2-2	1.000	0-2	.000	0	2	2	5	2	2	3	3	8	4.1
Idaho State	12/16	37	5-7	.714	2-4	.500	5-6	.833	0	3	3	2	3	0	4	3	17	7.7
at Missouri State	12/20	38	2-4	.500	1-1	1.000	0-0	.000	0	0	0	0	2	1	4	3	7	7.5
vs. Nevada	12/21																	7.5
at TCU	12/30	39	2-5	.400	1-2	.500	5-7	.714	0	0	0	5	1	0	3	4	9	7.6
Oklahoma																		1/3
Iowa State																		1/6
at Houston																		1/10
Cincinnati																		1/13
at Oklahoma State																		1/17
Texas Tech																		1/20
at Kansas State																		1/27
at Kansas																		1/31
West Virginia																		2/3
Baylor																		2/7
at Cincinnati																		2/10
at UCF																		2/13
Kansas																		2/17
TCU																		2/21
at Iowa State																		2/25
Houston																		2/28
at Texas																		3/2
Big 12 1st Round																		3/7
Big 12 2nd Round																		3/8
Big 12 Quarterfinals																		3/9
Big 12 Semifinals																		3/11
Big 12 Championship																		3/12

CAREER STATISTICS

YEAR	GP-GS	MPG	FG-FGA	PCT	3FG-A	PCT	FT-FTA	PCT	OFF-DEF-REB	R/GM	PF-D	A	A/GM	TO	BLK	B/GM	STL	S/GM	PTS	AVG
2019-2020	27-0	9.3	17-44	.386	11-28	.393	3-6	.500	9-35-44	1.6	23-0	21	0.8	17	3	0.1	7	0.3	48	1.8
2020-2021	24-0	16.3	26-66	.394	20-51	.392	2-2	1.000	3-21-24	1.0	30-0	25	1.0	26	7	0.3	16	0.7	74	3.1
2021-2022	22-0	12.2	19-48	.396	10-32	.313	6-8	.750	5-20-25	1.1	22-0	21	1.0	9	3	0.1	10	0.5	54	2.5
2022-2023	31-29	32.1	70-155	.452	45-96	.469	42-53	.788	12-46-58	1.9	82-4	64	2.1	47	28	0.9	24	0.8	227	7.3
2023-2024	13-13	35.6	32-64	.500	18-33	.545	17-27	.630	4-27-31	2.4	35-1	48	3.7	30	17	1.3	21	1.6	99	7.6
TOTAL	117-42	20.2	164-377	.435	104-240	.433	70-69	.729	33-149-182	1.6	192-5	179	1.5	119	58	0.5	78	0.7	502	4.3

BIG 12 CAREER STATISTICS

YEAR	GP-GS	MPG	FG-FGA	PCT	3FG-A	PCT	FT-FTA	PCT	OFF-DEF-REB	R/GM	PF-D	A	A/GM	TO	BLK	B/GM	STL	S/GM	PTS	AVG
2023-24	1-1	39	2-5	.400	1-2	.500	5-7	.714	0-0-0	0.0	3-0	5	5.0	4	1	1.0	0	0.0	9	9.0
TOTAL	0-0	0.0	0-0	.000	0-0	.000	0-0	.000	0-0-0	0.0	0-0	0	0.0	0	0	0.0	0	0.0	0	0.0



12



LAUREN GUSTIN

SENIOR | 6-1 | FORWARD | SALEM, UTAH | SALT LAKE CC/SALEM HIGH SCHOOL

2022-23
 Started all 33 games...led NCAA in rebounds per game (16.7)...led NCAA in defensive rebounds per game (11.7)...second in the NCAA in double-doubles (27)...third in the NCAA in minutes per game (38.3)...fourth in offensive rebounds per game (5.0)...broke single-season BYU rebounding record (552); Gustin's 552 rebounds is good for 3rd most in NCAA history... named West Coast Conference Co-Defensive Player of the Year...Preseason and Midseason Top 10 for Katrina McClain Award...Naismith Defensive Player of the Year Watch List...Three-time WCC Player of the Week (Dec. 5, Jan. 9, Feb. 20)...averaged 16.1 points per game, 16.7 rebounds, 2.0 assists

2021-22
 All-WCC First Team...Finalist for Katrina McClain Award...Led WCC and No. 8 nationally in rebounding average (11.6)...14 double-doubles (No. 28 nationally)...Career-high 21 rebounds at Oklahoma (Dec. 10, 2021)...Led WCC in total rebounds (335) and No. 17 nationally...No. 4 in single-season history at BYU with 335 boards...Led WCC with 4.3 offensive rebounds per game...WCC Player of the Week (Dec. 27, 2021)...Scored in double figures 19 times...double-digit rebounds in 23 games...Shot 50.7 percent from the field (No. 7 in WCC)...No. 14 in career rebounds at BYU with 638

2020-21

Named AP All-America Honorable Mention...Garnered All-WCC First Team honors...Named WCC Player of the Week on Jan. 18...Led the nation at one point in rebounds per game. Finished the season ranked sixth in the country in the category and first in the WCC with a 12.6 average. Ranked fifth nationally in defensive rebounds per game (9.1)...Tallied 27 points and 20 rebounds, both season-highs, versus Pepperdine on Feb. 4. Her 20 rebounds were the sixth most by a BYU women's basketball player in Marriott Center history and the most since Tina Gunn pulled down 23 boards vs. Utah State in 1980...Ranked 11th in the country in double-doubles with 15...On the team, ranked third in scoring (11.3 ppg) and second in steals (1.0 SPG)...Was the team's leading rebounder in 21 of 24 games played

2019-2020
 Played one season averaging a double-double with 19.1 points and 13.1 rebounds per game...Named NJCAA All-America Honorable Mention

Personal
 Daughter of Scarlett and John Gustin...three brothers and one sister...Mom (Scarlett Overly) played basketball at BYU from 1987-1989 where she was a third-team All-American and all-conference honoree...Father played quarterback at Wyoming...Brother (Porter) plays for the Miami Dolphins after playing linebacker and defensive end at USC.

Instagram: [laurengustin0](#)
 Twitter: [laurengus10](#)
 TikTok: [laurengustin0](#)

SEASON HIGHS

Points: 24 (x2) at Wyoming (11/28/23)
 Rebounds: 22 vs. Wake Forest (11/18/23)
 Assists: 6 Utah Valley (11/14/23)
 Steals: 2 Idaho State (12/16/23)
 Blocks: 1 (x3) at Utah (12/2/23)
 Field Goals: 11 (2) vs. Nevada (12/21/23)
 3-Pointers: -
 Free Throws: 5 Utah State (12/5/23)
 Minutes: 44 (OT) Idaho State (12/16/23)

CAREER HIGHS

Points: 30 (2x) at Santa Clara (2/16/23)
 Rebounds: 27 San Francisco (3/4/23)
 Assists: 8 vs. Troy (11/19/22)
 Steals: 4 at Oklahoma (12/10/21)
 Blocks: 2 (4x) San Diego (1/7/23)
 Field Goals: 14 (2x) at Santa Clara (2/16/23)
 3-Pointers: 1 (3x) San Francisco (1/19/23)
 Free Throws: 7 at Utah State (2/7/20)
 Minutes: 45 Pepperdine (2/9/23)

PRODUCTION TRACKER

Had a double-double	12 (9-3)	68 (52-16)
Scored 10+ points	13 (9-4)	74 (54-20)
Scored 20+ points	3 (2-1)	16 (11-5)
Led BYU in scoring	6 (4-2)	6 (4-2)
Led BYU in rebounds	14 (10-4)	14 (10-4)
Led BYU in assists	2 (1-1)	2 (1-1)
Led BYU in steals	- (0-0)	- (0-0)
Led BYU in blocks	1 (0-1)	1 (0-1)
Had 3+ assists	5 (3-2)	25 (15-10)
Had 3+ blocks	- (0-0)	- (0-0)
Had 10+ rebounds	13 (10-3)	90 (62-28)
Had 15+ rebounds	7 (6-1)	38 (27-11)
Had 20+ rebounds	4 (4-0)	16 (12-4)
Had 24+ rebounds	- (0-0)	4 (3-1)

2023-24 GAME-BY-GAME

OPPONENT	DATE	MIN.	FG-FGA	PCT	3FG-FGA	PCT	FT-FTA	PCT	OFF	DEF	REB	AST	BLK	STL	PF	TO	PTS	AVG
at Montana State	11/7	35	3-10	.300	0-0	.000	3-6	.500	4	7	11	0	0	1	4	2	9	9.0
Weber State	11/10	29	10-13	.769	0-0	.000	4-8	.500	1	11	12	1	0	0	2	2	24	16.5
Utah Valley	11/14	39	6-12	.500	0-0	.000	1-6	.167	11	10	21	6	1	0	1	6	13	15.3
vs. Wake Forest	11/18	29	6-12	.500	0-0	.000	1-2	.500	5	17	22	2	0	1	2	6	13	14.8
vs. Saint Louis	11/21	33	7-12	.583	0-0	.000	2-5	.400	1	12	13	2	0	1	4	2	16	15.0
LMU	11/25	35	6-8	.750	0-0	.000	3-6	.500	1	14	15	0	1	0	3	4	15	15.0
at Wyoming	11/28	39	11-18	.611	0-0	.000	2-2	1.000	2	6	8	4	0	0	2	3	24	16.3
at Utah	12/2	34	8-14	.571	0-1	.000	1-2	.500	4	10	14	3	1	1	5	4	17	16.4
Utah State	12/5	40	8-15	.533	0-1	.000	5-13	.385	6	15	21	2	0	0	4	5	21	16.9
Boise State	12/9	34	6-11	.545	0-0	.000	4-10	.400	7	11	18	2	0	0	2	6	16	16.8
Idaho State	12/16	44	8-19	.421	0-2	.000	2-6	.333	12	9	21	3	0	0	2	5	18	16.9
at Missouri State	12/20	40	5-10	.500	0-0	.000	1-2	.500	4	9	13	4	0	0	2	4	11	16.4
vs. Nevada	12/21	34	11-15	.733	0-0	.000	1-6	.166	3	10	13	1	0	0	2	2	23	16.9
at TCU	12/30	39	5-17	.294	0-1	.000	0-0	.000	6	10	16	0	0	1	2	0	10	16.4
Oklahoma																		
Iowa State																		
at Houston																		
Cincinnati																		
at Oklahoma State																		
Texas Tech																		
at Kansas State																		
at Kansas																		
West Virginia																		
Baylor																		
at Cincinnati																		
at UCF																		
Kansas																		
TCU																		
at Iowa State																		
Houston																		
at Texas																		
Big 12 1st Round																		
Big 12 2nd Round																		
Big 12 Quarterfinals																		
Big 12 Semifinals																		
Big 12 Championship																		

CAREER STATISTICS

YEAR	GP-GS	MPG	FG-FGA	PCT	3FG-A	PCT	FT-FTA	PCT	OFF-DEF-REB	R/GM	PF-D	A	A/GM	TO	BLK	B/GM	STL	S/GM	PTS	AVG
2020-2021	24-24	32.7	114-241	.473	0-3	.000	44-64	.688	85-218-303	12.6	53-1	48	2.0	54	6	0.3	23	1.0	272	11.3
2021-2022	29-29	29.1	141-278	.507	0-1	.000	29-60	.483	126-209-335	11.6	56-1	28	1.0	36	7	0.2	37	1.3	311	10.7
2022-2023	33-33	38.3	229-462	.496	3-15	.200	71-130	.546	165-387-552	16.7	87-2	66	2.0	93	16	0.5	23	0.7	532	16.1
2023-2024	14-14	35.9	100-186	.538	0-5	.000	30-74	.405	67-151-218	15.6	37-1	30	2.1	51	3	0.2	7	0.5	230	16.4
-	-	-	-	-	-	-	-	-	-	-	-	-	-	-	-	-	-	-	-	-
TOTAL	100-100	34.0	584-1167	.500	3-24	.125	174-328	.530	443-965-1408	14.1	233-5	172	1.7	234	32	0.3	90	0.9	1345	13.5

BIG 12 CAREER STATISTICS

YEAR	GP-GS	MPG	FG-FGA	PCT	3FG-A	PCT	FT-FTA	PCT	OFF-DEF-REB	R/GM	PF-D	A	A/GM	TO	BLK	B/GM	STL	S/GM	PTS	AVG
2023-24	1-1	39	5-17	.294	0-0	.000	0-0	.000	6-10-16	16.0	2-0	0	0.0	0	0	0.0	1	1.0	10	1.0
TOTAL	1-1	39	5-17	.294	0-0	.000	0-0	.000	6-10-16	16.0	2-0	0	0.0	0	0	0.0	1	1.0	10	1.0



15



MCKINLEY WILLARDSON

FRESHMAN | 6-1 | FORWARD | CORONA, CALIFORNIA | SANTIAGO HIGH SCHOOL

High School

Four-year starter and team captain at Santiago High School... California Division I All-State Honoree...Led her team to the 2023 California Division I State Championship...Scored 12.1 points while grabbing 8.9 rebounds per contest during her senior year...Citrus Belt Area Female Athlete of the Year... Holds her high school single-game scoring record with 48 points (as a sophomore)...Averaged 23 points, 12 rebounds and 3 blocks per game in the California State playoffs... Played for EYBL "Team Why Not," sponsored by Air Jordan ...4x All-Conference Scholar Athlete with a 4.0 GPA...Also recruited by St. Mary's, Portland State, San Jose St, Idaho State, Cal State Northridge, Utah Valley, Sacramento State, Cal State Monterey, Cal State Bakersfield and Cal Poly Pomona

Personal

Daughter of Chad and Amber Willardson...Oldest of five children...Cousins Kristen Riley, Lauren Riley and Taylor Maughan played basketball at BYU...Earned the National Seal of Biliiteracy (Spanish) in 2023...Played volleyball and lacrosse in high school...Enjoys surfing, snow skiing, flying planes, painting, concerts and plays



Instagram: [mckinleyravy](#)
LinkedIn: [McKinley Willardson](#)

SEASON HIGHS

Points:	2	Weber State (11/10/23)
Rebounds:	1	Weber State (11/10/23)
Assists:	-	
Steals:	-	
Blocks:	-	
Field Goals:	1	Weber State (11/10/23)
3-Pointers:	-	
Free Throws:	-	
Minutes:	1 (x2)	Boise State (12/9/23)

CAREER HIGHS

Points:	2	Weber State (11/10/23)
Rebounds:	1	Weber State (11/10/23)
Assists:	-	
Steals:	-	
Blocks:	-	
Field Goals:	1	Weber State (11/10/23)
3-Pointers:	-	
Free Throws:	-	
Minutes:	1 (x2)	Boise State (12/9/23)

PRODUCTION TRACKER

Had a double-double	- (0-0)	- (0-0)
Scored 10+ points	- (0-0)	- (0-0)
Scored 20+ points	- (0-0)	- (0-0)
Led BYU in scoring	- (0-0)	- (0-0)
Led BYU in rebounds	- (0-0)	- (0-0)
Led BYU in assists	- (0-0)	- (0-0)
Led BYU in steals	- (0-0)	- (0-0)
Led BYU in blocks	- (0-0)	- (0-0)
Made 5+ FGs	- (0-0)	- (0-0)
Made 3+ 3-pt FGs	- (0-0)	- (0-0)
Had 3+ assists	- (0-0)	- (0-0)
Had 3+ blocks	- (0-0)	- (0-0)
Had 5+ rebounds	- (0-0)	- (0-0)
Had 10+ rebounds	- (0-0)	- (0-0)

2023-24 GAME-BY-GAME

OPPONENT	DATE	MIN.	FG-FGA	PCT	3FG-FGA	PCT	FT-FTA	PCT	OFF	DEF	REB	AST	BLK	STL	PF	TO	PTS	AVG
at Montana State	11/7																	
Weber State	11/10	1	1-1	1.000	0-0	.000	0-0	.000	1	0	1	0	0	0	0	2	2	0.7
Utah Valley	11/14																	
vs. Wake Forest	11/18	2	0-0	.000	0-0	.000	0-0	.000	0	0	0	1	0	0	1	0	0	1.0
vs. Saint Louis	11/21																	
LMU	11/25																	
at Wyoming	11/28																	
at Utah	12/2																	
Utah State	12/5																	
Boise State	12/9	1	0-0	.000	0-0	.000	0-0	.000	0	0	0	0	0	0	0	0	0	0.7
Idaho State	12/16																	
at Missouri State	12/20																	
vs. Nevada	12/21																	
at TCU	12/30																	
Oklahoma	1/3																	
Iowa State	1/6																	
at Houston	1/10																	
Cincinnati	1/13																	
at Oklahoma State	1/17																	
Texas Tech	1/20																	
at Kansas State	1/27																	
at Kansas	1/31																	
West Virginia	2/3																	
Baylor	2/7																	
at Cincinnati	2/10																	
at UCF	2/13																	
Kansas	2/17																	
TCU	2/21																	
at Iowa State	2/25																	
Houston	2/28																	
at Texas	3/2																	
Big 12 1st Round	3/7																	
Big 12 2nd Round	3/8																	
Big 12 Quarterfinals	3/9																	
Big 12 Semifinals	3/11																	
Big 12 Championship	3/12																	

CAREER STATISTICS																				
YEAR	GP-GS	MPG	FG-FGA	PCT	3FG-A	PCT	FT-FTA	PCT	OFF-DEF-REB	R/GM	PF-D	A	A/GM	TO	BLK	B/GM	STL	S/GM	PTS	AVG
2023-2024	3-0	1.6	1-1	1.000	0-0	.000	0-0	.000	1-0-1	0.3	0-0	1	0.3	1	0	0.0	0	0.0	2	0.7
TOTAL	3-0	1.6	1-1	1.000	0-0	.000	0-0	.000	1-0-1	0.3	0-0	1	0.3	1	0	0.0	0	0.0	2	0.7

BIG 12 CAREER STATISTICS																				
YEAR	GP-GS	MPG	FG-FGA	PCT	3FG-A	PCT	FT-FTA	PCT	OFF-DEF-REB	R/GM	PF-D	A	A/GM	TO	BLK	B/GM	STL	S/GM	PTS	AVG
2023-24	-	-	-	-	-	-	-	-	-	-	-	-	-	-	-	-	-	-	-	-
TOTAL	0-0	0.0	0-0	.000	0-0	.000	0-0	.000	0-0-0	0.0	0-0	0	0.0	0	0	0.0	0	0.0	0	0.0





MARINA MATA

FRESHMAN | 6-1 | FORWARD | BARBASTRO, SPAIN | INSTITUTO JOAQUIM BLUME EN BARCELONA

Before BYU
 Played for the U18 Spanish National Team in the U18 Women's European Championship where she helped Spain earn a bronze medal in the tournament while averaging 11.2 points, 6.5 rebounds and 0.8 assists.

Personal
 Daughter of Patricia y Miguel Ángel...Has a brother named Sergio...Played for the Spanish World Cup Team...Working on a degree in psychology

In Spain's win over Latvia in the opening round, Mata went 6-for-6 from the field to total 16 points, 9 rebounds, two assists and two blocks.

2023-24 GAME-BY-GAME

OPPONENT	DATE	MIN.	FG-FGA	PCT	3FG-FGA	PCT	FT-FTA	PCT	OFF	DEF	REB	AST	BLK	STL	PF	TO	PTS	AVG	
at Montana State	11/7																		
DID NOT PLAY																			
Weber State	11/10	8	0-1	.000	0-1	.000	0-0	.000	0	0	0	0	0	0	0	0	0	0	0.0
Utah Valley	11/14	1	0-0	.000	0-0	.000	0-0	.000	0	0	0	0	0	0	0	0	0	0	0.0
vs. Wake Forest	11/18	6	0-1	.000	0-0	.000	2-2	1.000	0	1	1	0	0	0	3	2	2	0.6	
vs. Saint Louis	11/21	2	0-0	.000	0-0	.000	0-0	.000	0	0	0	0	0	0	1	1	0	0.5	
LMU	11/25																		
DID NOT PLAY																			
at Wyoming	11/28																		
DID NOT PLAY																			
at Utah	12/2	1	0-0	.000	0-0	.000	0-0	.000	0	0	0	0	0	0	0	0	0	0	0.4
Utah State	12/5	1	0-0	.000	0-0	.000	0-0	.000	0	0	0	0	0	0	0	0	0	0	0.3
Boise State	12/9	2	0-0	.000	0-0	.000	0-0	.000	0	0	0	0	0	0	0	1	0	0.3	
Idaho State	12/16																		
DID NOT PLAY																			
at Missouri State	12/20																		
DID NOT PLAY																			
vs. Nevada	12/21	1	0-0	.000	0-0	.000	0-0	.000	0	0	0	0	0	0	0	0	0	0	0.3
at TCU	12/30	1	0-0	.000	0-0	.000	0-0	.000	0	0	0	0	0	0	0	0	0	0	0.2
Oklahoma	1/3																		
Iowa State	1/6																		
at Houston	1/10																		
Cincinnati	1/13																		
at Oklahoma State	1/17																		
Texas Tech	1/20																		
at Kansas State	1/27																		
at Kansas	1/31																		
West Virginia	2/3																		
Baylor	2/7																		
at Cincinnati	2/10																		
at UCF	2/13																		
Kansas	2/17																		
TCU	2/21																		
at Iowa State	2/25																		
Houston	2/28																		
at Texas	3/2																		
Big 12 1st Round	3/7																		
Big 12 2nd Round	3/8																		
Big 12 Quarterfinals	3/9																		
Big 12 Semifinals	3/11																		
Big 12 Championship	3/12																		



Instagram: [mariinamata](#)
 Twitter: [mariinamata](#)
 TikTok: [mariinamata](#)

SEASON HIGHS

Points:	2	vs. Wake Forest (11/18/23)
Rebounds:	1	vs. Wake Forest (11/18/23)
Assists:	-	
Steals:	-	
Blocks:	-	
Field Goals:	-	
3-Pointers:	-	
Free Throws:	2	vs. Wake Forest (11/18/23)
Minutes:	8	Weber State (11/10/23)

CAREER HIGHS

Points:	2	vs. Wake Forest (11/18/23)
Rebounds:	1	vs. Wake Forest (11/18/23)
Assists:	-	
Steals:	-	
Blocks:	-	
Field Goals:	-	
3-Pointers:	-	
Free Throws:	2	vs. Wake Forest (11/18/23)
Minutes:	8	Weber State (11/10/23)

PRODUCTION TRACKER

	2023-24	Career
Had a double-double	- (0-0)	- (0-0)
Scored 10+ points	- (0-0)	- (0-0)
Scored 20+ points	- (0-0)	- (0-0)
Led BYU in scoring	- (0-0)	- (0-0)
Led BYU in rebounds	- (0-0)	- (0-0)
Led BYU in assists	- (0-0)	- (0-0)
Led BYU in steals	- (0-0)	- (0-0)
Led BYU in blocks	- (0-0)	- (0-0)
Made 5+ FGs	- (0-0)	- (0-0)
Made 3+ 3-pt FGs	- (0-0)	- (0-0)
Had 3+ assists	- (0-0)	- (0-0)
Had 3+ blocks	- (0-0)	- (0-0)
Had 5+ rebounds	- (0-0)	- (0-0)
Had 10+ rebounds	- (0-0)	- (0-0)

CAREER STATISTICS

YEAR	GP-GS	MPG	FG-FGA	PCT	3FG-A	PCT	FT-FTA	PCT	OFF-DEF-REB	R/GM	PF-D	A	A/GM	TO	BLK	B/GM	STL	S/GM	PTS	AVG
2023-2024	9-0	2.4	0-2	.000	0-1	.000	2-2	1.000	0-1-1	0.1	4-0	0	0.0	4	0	0.0	0	0.0	2	0.2
-	-	-	-	-	-	-	-	-	-	-	-	-	-	-	-	-	-	-	-	-
-	-	-	-	-	-	-	-	-	-	-	-	-	-	-	-	-	-	-	-	-
-	-	-	-	-	-	-	-	-	-	-	-	-	-	-	-	-	-	-	-	-
-	-	-	-	-	-	-	-	-	-	-	-	-	-	-	-	-	-	-	-	-
TOTAL	9-0	2.4	0-2	.000	0-1	.000	2-2	1.000	0-1-1	0.1	4-0	0	0.0	4	0	0.0	0	0.0	2	0.2

BIG 12 CAREER STATISTICS

YEAR	GP-GS	MPG	FG-FGA	PCT	3FG-A	PCT	FT-FTA	PCT	OFF-DEF-REB	R/GM	PF-D	A	A/GM	TO	BLK	B/GM	STL	S/GM	PTS	AVG
2023-24	1-0	1	0-0	.000	0-0	.000	0-0	.000	0-0-0	0.0	0-0	0	0.0	0	0	0.0	0	0.0	0	0.0
-	-	-	-	-	-	-	-	-	-	-	-	-	-	-	-	-	-	-	-	-
-	-	-	-	-	-	-	-	-	-	-	-	-	-	-	-	-	-	-	-	-
-	-	-	-	-	-	-	-	-	-	-	-	-	-	-	-	-	-	-	-	-
TOTAL	1-0	1	0-0	.000	0-0	.000	0-0	.000	0-0-0	0.0	0-0	0	0.0	0	0	0.0	0	0.0	0	0.0



21



HEATHER HAMSON

JUNIOR | 6-3 | FORWARD | LINDON, UTAH | PLEASANT GROVE HIGH SCHOOL
2022-23

Hamson appeared in 21 games for the Cougars during the 2022-23 campaign and contributed 1.1 points on 53.3 percent shooting, 0.4 rebounds per game.

High School

Earned Utah 5A All-State selection in 2021 at Pleasant Grove High School...Named to the Utah 5A Academic All-State Team...Also earned All-State honors in volleyball where she led Pleasant Grove to the 2019 5A volleyball state championship

Personal

Daughter of David and Tresa...Mother, Tresa Spaulding Hamson, played basketball at BYU from 1983-1987. Heather's sisters Jennifer and Sara also suited up for the BYU women's team...Majoring in exercise science with the desire to go into athletic training

2023-24 GAME-BY-GAME

OPPONENT	DATE	MIN.	FG-FGA	PCT	3FG-FGA	PCT	FT-FTA	PCT	OFF	DEF	REB	AST	BLK	STL	PF	TO	PTS	AVG
at Montana State	11/7	1	0-0	.000	0-0	.000	0-0	.000	0	0	0	0	0	0	0	0	0	0.0
Weber State	11/10	6	1-2	.500	0-0	.000	1-3	.333	0	0	0	0	0	1	0	0	3	1.5
Utah Valley	11/14	1	0-0	.000	0-0	.000	0-0	.000	0	0	0	0	0	0	1	1	0	1.0
vs. Wake Forest	11/18	4	0-1	.000	0-0	.000	0-0	.000	0	3	3	0	1	0	1	0	0	0.8
vs. Saint Louis	11/21	2	0-0	.000	0-0	.000	0-0	.000	0	0	0	0	0	0	0	0	0	0.6
LMU	11/25	2	0-0	.000	0-0	.000	0-0	.000	0	0	0	0	0	0	1	0	0	0.5
at Wyoming	11/28																	DID NOT PLAY
at Utah	12/2	1	0-0	.000	0-0	.000	0-0	.000	0	0	0	0	0	0	0	0	0	0.4
Utah State	12/5																	DID NOT PLAY
Boise State	12/9	2	1-1	1.000	0-0	.000	0-0	.000	0	0	0	0	0	0	0	0	2	0.6
Idaho State	12/16																	DID NOT PLAY
at Missouri State	12/20																	DID NOT PLAY
vs. Nevada	12/21	9	3-3	1.000	0-0	.000	0-0	.000	0	0	0	0	0	0	1	0	6	1.2
at TCU	12/30	5	0-1	.000	0-0	.000	0-0	.000	0	0	0	0	0	0	1	0	0	1.1
Oklahoma	1/3																	
Iowa State	1/6																	
at Houston	1/10																	
Cincinnati	1/13																	
at Oklahoma State	1/17																	
Texas Tech	1/20																	
at Kansas State	1/27																	
at Kansas	1/31																	
West Virginia	2/3																	
Baylor	2/7																	
at Cincinnati	2/10																	
at UCF	2/13																	
Kansas	2/17																	
TCU	2/21																	
at Iowa State	2/25																	
Houston	2/28																	
at Texas	3/2																	
Big 12 1st Round	3/7																	
Big 12 2nd Round	3/8																	
Big 12 Quarterfinals	3/9																	
Big 12 Semifinals	3/11																	
Big 12 Championship	3/12																	

Instagram: [heather_hamson21](#)
Twitter: [heath_bar1312](#)

SEASON HIGHS

Points:	6	vs. Nevada (12/21/23)
Rebounds:	-	
Assists:	1	Weber State (11/10/23)
Steals:	1	Weber State (11/10/23)
Blocks:	-	
Field Goals:	3	vs. Nevada (12/21/23)
3-Pointers:	-	
Free Throws:	1	Weber State (11/10/23)
Minutes:	6	Weber State (11/10/23)

CAREER HIGHS

Points:	6 (x3)	vs. Nevada (12/21/23)
Rebounds:	2 (2x)	Pepperdine (3/3/23)
Assists:	1 (6x)	LMU (2/11/23)
Steals:	1	Saint Mary's (12/31/22)
Blocks:	2	Saint Mary's (12/31/22)
Field Goals:	3	vs. Nevada (12/21/23)
3-Pointers:	-	
Free Throws:	4	at LMU (1/12/23)
Minutes:	14	at LMU (1/12/23)

PRODUCTION TRACKER

Had a double-double	- (0-0)	- (0-0)
Scored 10+ points	- (0-0)	- (0-0)
Scored 20+ points	- (0-0)	- (0-0)
Led BYU in scoring	- (0-0)	- (0-0)
Led BYU in rebounds	- (0-0)	- (0-0)
Led BYU in assists	- (0-0)	- (0-0)
Led BYU in steals	- (0-0)	- (0-0)
Led BYU in blocks	- (0-0)	- (0-0)
Made 5+ FGs	- (0-0)	- (0-0)
Made 3+ 3-pt FGs	- (0-0)	- (0-0)
Had 3+ assists	- (0-0)	- (0-0)
Had 3+ blocks	- (0-0)	- (0-0)
Had 5+ rebounds	- (0-0)	- (0-0)
Had 10+ rebounds	- (0-0)	- (0-0)

CAREER STATISTICS

YEAR	GP-GS	MPG	FG-FGA	PCT	3FG-A	PCT	FT-FTA	PCT	OFF-DEF-REB	R/GM	PF-D	A	A/GM	TO	BLK	B/GM	STL	S/GM	PTS	AVG
2022-23	21-0	4.2	8-15	.533	0-0	.000	7-8	.875	4-5-9	0.4	12-0	6	0.3	8	2	0.1	1	0.1	23	1.1
2023-24	10-0	3.2	5-8	.625	0-0	.000	1-3	.333	0-3-3	0.3	3-0	1	0.1	3	1	0.1	1	0.1	11	1.1
--	--	--	--	--	--	--	--	--	--	--	--	--	--	--	--	--	--	--	--	--
--	--	--	--	--	--	--	--	--	--	--	--	--	--	--	--	--	--	--	--	--
TOTAL	31-0	3.9	13-23	.565	0-0	.000	8-11	.727	4-8-12	0.4	15-0	7	0.2	11	3	0.1	2	0.1	34	1.1

BIG 12 CAREER STATISTICS

YEAR	GP-GS	MPG	FG-FGA	PCT	3FG-A	PCT	FT-FTA	PCT	OFF-DEF-REB	R/GM	PF-D	A	A/GM	TO	BLK	B/GM	STL	S/GM	PTS	AVG
2023-24	1-0	5	0-1	.000	0-0	.000	0-0	.000	0-0-0	0.0	0-0	0	0.0	1	0	0.0	0	0.0	0	0.0
TOTAL	1-0	5	0-1	.000	0-0	.000	0-0	.000	0-0-0	0.0	0-0	0	0.0	1	0	0.0	0	0.0	0	0.0



24



ROSE BUBAKAR

JUNIOR | 6-0 | GUARD | FREDERICK, MARYLAND | FREDERICK HIGH SCHOOL
2022-23

Appeared in all 33 games, starting in 11 for the Cougars a year ago...Bubakar contributed 6.7 points per contest on a 44.6 percent clip...the sophomore also grabbed 3.0 rebounds, dished 1.0 assists and 0.6 assists.

Before BYU

Prepped at Frederick High School where she was a three-time all-state selection...Two-time state champion...Won two CMS titles...Three-time CMC divisional champ...Helped win three region titles

Personal

Parents are Caroline and Kabeya Bubakar... Undecided on major...Loves to dance and can play guitar and piano

2021-22

Played in 18 games...Averaged 6.6 minutes per game, scoring 2.2 points...Shot 34.1 percent from the field...Averaged 1.6 rebounds...Season-high 8 points against Utah State...Scored 6 points against Santa Clara with two 3-pointers...Season-high 4 rebounds against Pacific...Played a season-high 11 minutes against Pepperdine and had 3 points, 1 assist, 1 steal and 3 rebounds

2023-24 GAME-BY-GAME

OPPONENT	DATE	MIN.	FG-FGA	PCT	3FG-FGA	PCT	FT-FTA	PCT	OFF	DEF	REB	AST	BLK	STL	PF	TO	PTS	AVG
at Montana State	11/7	11	1-4	.250	0-2	.000	0-1	.000	0	3	3	0	0	1	1	1	2	2.0
Weber State	11/10	9	1-2	.500	1-2	.500	1-2	.500	1	2	3	2	0	0	1	2	4	3.0
Utah Valley	11/14	6	0-1	.000	0-0	.000	0-0	.000	0	0	0	0	0	0	0	2	0	2.0
vs. Wake Forest	11/18	20	1-4	.250	0-3	.000	0-0	.000	1	1	2	1	0	1	1	0	2	2.0
vs. Saint Louis	11/21	20	1-5	.200	0-4	.000	6-6	1.000	1	1	2	1	0	2	2	2	8	3.2
LMU	11/25	12	0-2	.000	0-1	.000	2-2	1.000	1	0	1	0	0	0	1	2	0	3.0
at Wyoming	11/28	5	0-1	.000	0-1	.000	0-0	.000	1	0	1	0	0	0	0	0	0	2.6
at Utah	12/2	4	0-1	.000	0-1	.000	0-0	.000	1	0	1	0	0	1	0	1	0	2.3
Utah State	12/5	4	0-0	.000	0-0	.000	0-0	.000	0	0	0	0	0	0	0	0	0	2.0
Boise State	12/9	16	1-5	.200	0-1	.000	0-0	.000	1	4	5	1	0	0	1	0	2	2.0
Idaho State	12/16	7	1-1	1.000	0-0	.000	0-0	.000	2	0	2	0	0	1	1	2	2	2.0
at Missouri State	12/20	10	1-2	.500	0-1	.000	0-0	.000	0	0	0	0	0	0	0	1	2	2.0
vs. Nevada	12/21	12	0-0	.000	0-0	.000	0-0	.000	0	3	3	1	0	1	0	1	0	1.8
at TCU	12/30	9	3-5	.600	1-2	.500	0-0	.000	0	1	1	3	0	0	2	0	7	2.2
Oklahoma																		
Iowa State																		
at Houston																		
Cincinnati																		
at Oklahoma State																		
Texas Tech																		
at Kansas State																		
at Kansas																		
West Virginia																		
Baylor																		
at Cincinnati																		
at UCF																		
Kansas																		
TCU																		
at Iowa State																		
Houston																		
at Texas																		
Big 12 1st Round																		
Big 12 2nd Round																		
Big 12 Quarterfinals																		
Big 12 Semifinals																		
Big 12 Championship																		

SEASON HIGHS

Points:	8	vs. Saint Louis (11/21/23)
Rebounds:	5	Boise State (12/9/23)
Assists:	3	at TCU (12/30/23)
Steals:	2	vs. Saint Louis (11/21/23)
Blocks:	-	
Field Goals:	3	at TCU (12/30/23)
3-Pointers:	1 (x2)	at TCU (12/30/23)
Free Throws:	6	vs. Saint Louis (11/21/23)
Minutes:	20	vs. Wake Forest (11/18/23)

CAREER HIGHS

Points:	19	vs. Troy (11/19/22)
Rebounds:	8	vs. Washington State (11/18/22)
Assists:	4	San Diego (1/7/23)
Steals:	2 (x4)	vs. Saint Louis (11/21/23)
Blocks:	2	San Francisco (1/19/23)
Field Goals:	7	vs. Washington State (11/18/22)
3-Pointers:	2	LMU (2/11/23)
Free Throws:	6	vs. Troy (11/19/22)
Minutes:	35	at Boise State (12/1/22)

PRODUCTION TRACKER

	2023-24	Career
Had a double-double	-(0-0)	-(0-0)
Scored 10+ points	-(0-0)	8 (5-3)
Scored 20+ points	-(0-0)	-(0-0)
Led BYU in scoring	-(0-0)	-(0-0)
Led BYU in rebounds	-(0-0)	-(0-0)
Led BYU in assists	-(0-0)	-(0-0)
Led BYU in steals	-(0-0)	-(0-0)
Led BYU in blocks	-(0-0)	-(0-0)
Made 5+ FGs	-(0-0)	7 (4-3)
Made 3+ 3-pt FGs	-(0-0)	-(0-0)
Had 3+ assists	1 (0-1)	5 (4-1)
Had 2+ steals	-(0-0)	3 (2-1)
Had 5+ rebounds	-(0-0)	6 (4-2)
Had 10+ rebounds	-(0-0)	-(0-0)

CAREER STATISTICS

YEAR	GP-GS	MPG	FG-FGA	PCT	3FG-A	PCT	FT-FTA	PCT	OFF-DEF-REB	R/GM	PF-D	A	A/GM	TO	BLK	B/GM	STL	S/GM	PTS	AVG
2021-2022	18-0	6.6	14-41	.341	4-17	.235	7-14	.500	10-18-28	1.6	6-0	4	0.2	4	2	0.1	3	0.2	39	2.2
2022-2023	33-11	20.8	82-184	.446	14-42	.333	42-59	.712	26-72-98	3.0	26-0	33	1.0	51	6	0.2	22	0.7	220	6.7
2023-2024	14-0	10.4	10-33	.303	2-18	.111	9-11	.818	9-15-24	1.7	10-0	10	0.7	13	0	0.0	7	0.5	31	2.2
TOTAL	65-11	14.6	106-258	.411	20-77	.260	58-84	.690	45-105-150	2.3	42-0	47	0.7	68	8	0.1	32	0.5	290	4.5

BIG 12 CAREER STATISTICS

YEAR	GP-GS	MPG	FG-FGA	PCT	3FG-A	PCT	FT-FTA	PCT	OFF-DEF-REB	R/GM	PF-D	A	A/GM	TO	BLK	B/GM	STL	S/GM	PTS	AVG
2023-24	1-0	9	3-5	.600	1-2	.500	0-0	.000	0-1-1	1.0	2-0	3	3.0	0	0	0.0	0	0.0	7	7.0
TOTAL	1-0	9	3-5	.600	1-2	.500	0-0	.000	0-1-1	1.0	2-0	3	3.0	0	0	0.0	0	0.0	7	7.0



25

EMMA CALVERT

JUNIOR | 6-5 | FORWARD | FARR WEST, UTAH | FREMONT HIGH SCHOOL



2022-23

Calvert appeared in all 33 games for the Cougars, starting 28 while averaging 6.9 points on 46.5 percent shooting, 35.5 percent from three-point land and a team-best 89.2 percent from the charity stripe...the sophomore also pulled down 3.8 rebounds, dished 1.5 assists and 1.0 blocks per contest.

2021-22

Played in 23 games...Averaged 4.7 points and 2.3 rebounds in 9.6 minutes per game...Shot 49.4 percent from the field Scored in double-figures twice (13 at Santa Clara, 10 vs. Utah State)...Season-high 13 points came in 8 minutes at Santa Clara...Hit two 3-pointers in a game twice (Utah State, Santa Clara)...Scored 9 against Boise State and 8 at Utah...Season-high five rebounds against Lipscomb and Utah State...Posted 17 blocks on the year, including a season-high 3 vs. Santa Clara at home...Had multiple blocks in five games

Before BYU

2021 Gatorade Player of the Year out of Fremont High School...A four-star ESPN recruit...Four-time all-state selection...In 2020, set the state record for field goal percentage and was named the 6A Deseret News MVP, an all-state selectin and named to all-tournament team...Two-time Deseret News MVP...USA Today All-Utah First Team in 2020 and second team in 2019...Four-time 6A all-tournament team...Helped lead Fremont to a state championship in 2018

Personal

Parents are Jon and Diane...Information Systems major in the Marriott School of Business...Also plays piano

Instagram: [emmascalvert25](#)
Twitter: [emmascalvert25](#)
TikTok: [emmascalvert25](#)

SEASON HIGHS

Points: 22 vs. Saint Louis (11/21/23)
Rebounds: 14 Boise State (12/9/23)
Assists: 4 vs. Saint Louis (11/21/23)
Steals: 2 (x2) at TCU (12/30/23)
Blocks: 5 Idaho State (12/16/23)
Field Goals: 8 Utah Valley (11/14/23)
3-Pointers: 3 at Wyoming (11/28/23)
Free Throws: 7 Utah State (12/5/23)
Minutes: 32 Utah State (12/5/23)

CAREER HIGHS

Points: 22 vs. Saint Louis (11/21/23)
Rebounds: 14 Boise State (12/9/23)
Assists: 5 Pepperdine (2/9/23)
Steals: 2 (x7) at TCU (12/30/23)
Blocks: 5 Idaho State (12/16/23)
Field Goals: 8 Utah Valley (11/14/23)
3-Pointers: 5 vs. San Francisco (3/4/23)
Free Throws: 5 (x2) vs. Saint Louis (11/21/22)
Minutes: 39 Pepperdine (2/9/23)

PRODUCTION TRACKER

Had a double-double -- (0-0) -- (0-0)
Scored 10+ points 5 (5-2) 16 (8-8)
Scored 20+ points 1 (1-0) 1 (1-0)
Led BYU in scoring 1 (1-0) 1 (1-0)
Led BYU in rebounds -- (0-0) -- (0-0)
Led BYU in assists -- (0-0) -- (0-0)
Led BYU in steals 1 (0-1) 1 (0-1)
Led BYU in blocks 11 (9-2) 11 (9-2)
Made 5+ FGs 3 (1-2) 8 (4-4)
Made 3+ 3-pt FGs 1 (0-1) 2 (1-1)
Had 3+ assists 3 (3-0) 9 (6-3)
Had 2+ blocks 8 (7-1) 23 (18-5)
Had 5+ rebounds 6 (5-1) 19 (11-8)
Had 10+ rebounds 1 (1-0) 1 (1-0)

2023-24 GAME-BY-GAME

OPPONENT	DATE	MIN.	FG-FGA	PCT	3FG-FGA	PCT	FT-FTA	PCT	OFF	DEF	REB	AST	BLK	STL	PF	TO	PTS	AVG
at Montana State	11/7	13	0-1	.000	0-1	.000	0-2	.000	0	3	3	2	1	0	3	0	0	0.0
Weber State	11/10	22	3-4	.750	1-1	1.000	0-0	.000	0	2	2	0	0	2	2	7	3.5	
Utah Valley	11/14	21	4-6	.667	1-2	.500	0-0	.000	2	3	5	1	4	0	3	2	9	5.3
vs. Wake Forest	11/18	17	2-3	.667	0-0	.000	3-3	1.000	1	1	2	0	1	0	4	5	7	5.8
vs. Saint Louis	11/21	25	8-10	.800	1-1	1.000	5-9	.556	0	7	7	4	2	0	2	2	22	9.0
at TCU	12/30/23																	
LMU	11/25	17	2-5	.400	0-3	.000	0-0	.000	0	3	3	0	2	0	2	0	4	8.2
at Wyoming	11/28	20	6-8	.750	3-5	.600	1-2	.500	1	0	1	1	2	1	2	1	16	9.3
Utah Valley	11/14/23																	
at Utah	12/2	25	6-13	.462	0-3	.000	0-0	.000	2	2	4	1	1	1	2	2	12	9.6
at Wyoming	11/28/23																	
Utah State	12/5	28	3-5	.600	1-3	.333	7-10	.700	2	6	8	1	1	1	4	1	14	10.1
Boise State	12/9	27	3-9	.333	0-2	.000	0-0	.000	2	12	14	3	3	2	5	3	6	9.7
Idaho State	12/16	32	4-10	.400	0-5	.000	3-4	.750	1	8	9	1	3	0	4	2	8	9.8
at Missouri State	12/20	19	3-5	.600	0-1	.000	0-0	.000	0	3	3	1	0	0	3	4	6	9.5
vs. Nevada	12/21	28	2-5	.400	1-3	.333	3-4	.750	1	8	9	1	3	0	4	2	8	9.4
at TCU	12/30	22	3-7	.439	2-3	.666	0-0	.000	0	5	5	1	0	2	4	1	8	9.3
Oklahoma																		
Iowa State																		
at Houston																		
Cincinnati																		
at Oklahoma State																		
Texas Tech																		
at Kansas State																		
at Kansas																		
West Virginia																		
Baylor																		
at Cincinnati																		
at UCF																		
Kansas																		
TCU																		
at Iowa State																		
Houston																		
at Texas																		
Big 12 1st Round																		
Big 12 2nd Round																		
Big 12 Quarterfinals																		
Big 12 Semifinals																		
Big 12 Championship																		

CAREER STATISTICS																				
YEAR	GP-GS	MPG	FG-FGA	PCT	3FG-A	PCT	FT-FTA	PCT	OFF-DEF-REB	R/GM	PF-D	A	A/GM	TO	BLK	B/GM	STL	S/GM	PTS	AVG
2021-2022	23-0	9.6	43-87	.494	8-32	.250	13-16	.813	20-33-53	2.3	37-1	13	0.6	21	17	0.7	5	0.2	107	4.7
2022-2023	33-28	21.0	86-185	.465	22-62	.355	33-37	.892	27-100-127	3.8	94-4	48	1.5	81	34	1.0	13	0.4	227	6.9
2023-2024	14-5	22.5	49-91	.538	10-33	.303	68-87	.847	11-58-69	4.9	44-1	19	1.4	27	27	1.9	7	0.5	130	9.3
--	--	--	--	--	--	--	--	--	--	--	--	--	--	--	--	--	--	--	--	--
TOTAL	70-33	17.6	178-363	.490	40-127	.315	68-87	.782	58-191-249	3.6	175-6	80	1.1	129	78	1.1	25	0.4	464	6.6

BIG 12 CAREER STATISTICS																				
YEAR	GP-GS	MPG	FG-FGA	PCT	3FG-A	PCT	FT-FTA	PCT	OFF-DEF-REB	R/GM	PF-D	A	A/GM	TO	BLK	B/GM	STL	S/GM	PTS	AVG
2023-24	1-0	22	3-7	.439	2-3	.666	0-0	.000	0-5-5	5.0	4-0	1	1.0	1	0	0.0	2	2.0	8	8.0
TOTAL	1-0	22	3-7	.439	2-3	.666	0-0	.000	0-5-5	5.0	4-0	1	1.0	1	0	0.0	2	2.0	8	8.0



30

LAUREN DAVENPORT

JUNIOR | 5-11 | GUARD | IDAHO FALLS, IDAHO | BOSTON UNIVERSITY

2021-22 & 2022-23 (Boston University)
 Appeared in 31 games, making 14 starts...Named the team's Most Improved Player after averaging 5.9 points in 19.9 minutes per game on 35.6 percent shooting, including 30.3 percent from three...Notched her first-career game in double digits with 12 points, seven rebounds, and five assists against Hartford (Nov. 19, 2022)...Drained two three-pointers for 10 points at Boston College (Dec. 4, 2022)...Recorded a career-high 16 points against American (Jan. 8, 2023)...Made five of six shots for 11 points at Army West Point (Jan. 15, 2023)...Scored 14 points in the Patriot League Quarterfinals against Loyola Maryland (March 6, 2023)...Registered 12 points and a team-high six boards in the Patriot League Championship game vs. Holy Cross (March 12, 2023)

High School
 Idaho 5A Defensive Player of the Year (2021)...Idaho 5A First Team All-Conference (2019, 2020, 2021)...Owns six school records at Thunder Ridge High School...Played volleyball in high school...Also plays piano, loves surfing and traveling

Personal
 Born in Idaho Falls, Idaho...Parents are David and Katie Davenport...Behavioral Health and Science major...Has two brothers and a sister (Cole, Connor and Paige)...Also recruited by Boise State, Gonzaga, Pepperdine, Utah and Wyoming



Instagram: [laur_davenport](#)

SEASON HIGHS

Points: 12 (x2) at Missouri State (12/20/23)
 Rebounds: 7 at Montana State (11/7/23)
 Assists: 3 (x2) vs. Nevada (12/21/23)
 Steals: 1 (x3) Idaho State (12/16/23)
 Blocks: 2 (x2) vs. Nevada (12/21/23)
 Field Goals: 4 (x2) vs. Nevada (12/21/23)
 3-Pointers: 3 at Missouri State (12/20/23)
 Free Throws: 4 at Montana State (11/7/23)
 Minutes: 34 Utah Valley (11/14/23)

CAREER HIGHS

Points: 16 vs. American (1/8/23)
 Rebounds: 8 vs. Lehigh (1/28/23)
 Assists: 5 vs. Hartford (11/19/22)
 Steals: 2 (x3) at Holy Cross (3/1/23)
 Blocks: 2 (x6) vs. Nevada (12/21/23)
 Field Goals: 5 (x5) vs. Holy Cross (3/12/23)
 3-Pointers: 4 vs. Loyola Maryland (3/6/23)
 Free Throws: 5 vs. Lehigh (1/28/23)
 Minutes: 34 Utah Valley (11/14/23)

PRODUCTION TRACKER

Had a double-double	0	0
Scored 10+ points	3 (2-1)	11 (8-3)
Scored 20+ points	0	0
Led BYU in scoring	1 (0-1)	1 (0-1)
Led BYU in rebounds	0	0
Led BYU in assists	0	0
Led BYU in steals	0	0
Led BYU in blocks	0	0
Made 5+ FGs	0	5 (4-1)
Made 3+ 3-pt FGs	1 (0-1)	3 (1-2)
Made 5+ 3-pt FGs	0	0
Had 3+ assists	1 (1-0)	4 (4-0)
Had 5+ assists	0	1 (1-0)
Had 5+ rebounds	2 (2-0)	11 (8-3)

2023-24 GAME-BY-GAME

OPPONENT	DATE	MIN.	FG-FGA	PCT	3FG-FGA	PCT	FT-FTA	PCT	OFF	DEF	REB	AST	BLK	STL	PF	TO	PTS	AVG
at Montana State	11/7	32	3-8	.375	2-4	.500	4-4	1.000	1	6	7	2	0	0	2	7	12	12.0
Weber State	11/10	24	1-3	.333	1-3	.333	0-0	.000	0	2	2	0	1	0	3	3	3	7.5
Utah Valley	11/14	34	2-9	.222	1-5	.200	0-0	.000	0	4	4	2	0	1	1	2	5	6.7
vs. Wake Forest	11/18	22	1-5	.200	1-2	.500	0-0	.000	0	3	3	3	0	1	0	3	3	5.8
vs. Saint Louis	11/21	16	1-3	.333	1-2	.500	0-0	.000	0	3	3	0	0	0	0	0	3	5.2
LMU	11/25	17	3-4	.750	0-1	.000	1-1	1.000	2	1	3	1	0	0	2	1	7	5.5
at Wyoming	11/28	13	0-2	.000	0-0	.000	0-0	.000	0	3	3	0	0	0	0	1	0	4.7
at Utah	12/2	15	2-6	.333	2-3	.667	0-0	.000	0	1	1	0	1	0	3	2	6	4.9
Utah State	12/5	23	1-3	.333	1-3	.333	0-0	.000	1	2	3	0	0	0	2	1	3	4.7
Boise State	12/9	21	2-8	.250	1-5	.200	3-4	.750	0	4	4	1	2	0	3	1	8	5.0
Idaho State	12/16	20	1-3	.333	1-3	.333	0-2	.000	0	2	2	1	0	1	1	1	3	4.8
at Missouri State	12/20	21	4-6	.667	3-4	.750	1-3	.333	0	3	3	1	0	0	3	3	12	5.4
vs. Nevada	12/21	33	4-9	.444	2-5	.400	0-0	.000	2	3	5	3	2	0	1	5	10	5.8
at TCU	12/30	14	2-5	.400	1-2	.500	0-0	.000	0	0	0	0	0	0	1	1	5	5.7
Oklahoma																		
Iowa State																		
at Houston																		
Cincinnati																		
at Oklahoma State																		
Texas Tech																		
at Kansas State																		
at Kansas																		
West Virginia																		
Baylor																		
at Cincinnati																		
at UCF																		
Kansas																		
TCU																		
at Iowa State																		
Houston																		
at Texas																		
Big 12 1st Round																		
Big 12 2nd Round																		
Big 12 Quarterfinals																		
Big 12 Semifinals																		
Big 12 Championship																		

CAREER STATISTICS

YEAR	GP-GS	MPG	FG-FGA	PCT	3FG-A	PCT	FT-FTA	PCT	OFF-DEF-REB	R/GM	PF-D	A	A/GM	TO	BLK	B/GM	STL	S/GM	PTS	AVG
2021-2022*	13-0	6.2	6-23	.261	2-12	.167	4-7	.571	5-13-18	1.4	9-0	4	0.3	7	2	0.2	1	0.1	18	1.4
2022-2023*	31-14	20.0	64-180	.356	20-66	.303	36-49	.735	14-100-114	3.7	31-0	38	1.2	34	15	0.5	16	0.5	184	5.9
2023-2024	14-9	21.9	27-74	.365	17-42	.405	9-14	.643	6-37-43	3.1	27-1	14	1.0	31	6	0.4	3	0.3	80	5.7
--	--	--	--	--	--	--	--	--	--	--	--	--	--	--	--	--	--	--	--	--
TOTAL	58-23	17.4	97-277	.350	39-120	.325	49-70	.700	25-150-175	3.0	67-1	56	1.0	72	23	0.4	20	0.3	282	4.9

*At Boston University

BIG 12 CAREER STATISTICS

YEAR	GP-GS	MPG	FG-FGA	PCT	3FG-A	PCT	FT-FTA	PCT	OFF-DEF-REB	R/GM	PF-D	A	A/GM	TO	BLK	B/GM	STL	S/GM	PTS	AVG
2022-23	1-0	14	2-5	.400	1-2	.500	0-0	.000	0-0-0	0.0	1-0	0	0.0	1	0	0.0	0	0.0	0	0.0
TOTAL	1-0	14	2-5	.400	1-2	.500	0-0	.000	0-0-0	0.0	1-0	0	0.0	1	0	0.0	0	0.0	0	0.0



SEASON BOX SCORE

2023-24 BYU Women's Basketball
Combined Team Statistics
All games



Game Records

Record	Overall	Home	Away	Neutral
ALL GAMES	10-4	6-0	1-4	3-0
CONFERENCE	0-1	0-0	0-1	0-0
NON-CONFERENCE	10-3	6-0	1-3	3-0

Score by Periods

Team	1st	2nd	3rd	4th	OT	TOT
BYU	241	233	239	262	9	984
Opponents	221	202	217	236	6	882

Team Box Score

No.	Player	Total			3-Point		F-Throw		Rebounds				Other Stats									
		GP-GS	MIN	AVG	FG-FGA	FG%	3FG-3FGA	3FG%	FT-FTA	FT%	OFF	DEF	TOT	AVG	PF	DQ	A	TO	BLK	STL	PTS	AVG
12	GUSTIN, Lauren	14-14	502:42	35.9	100-186	.538	0-5	.000	30-74	.405	67	151	218	15.6	37	1	30	51	3	7	230	16.4
10	WOOLSTON, Kailey	14-14	491:08	35.1	70-137	.511	38-77	.494	26-32	.813	13	36	49	3.5	32	0	37	38	3	15	204	14.6
1	WHITING, Amari	14-14	416:12	29.7	50-125	.400	13-40	.325	45-65	.692	11	63	74	5.3	37	0	52	34	3	24	158	11.3
25	CALVERT, Emma	14-5	315:23	22.5	49-91	.538	10-33	.303	22-34	.647	11	58	69	4.9	44	1	19	27	27	7	130	9.3
3	FALATEA, Nani	3-1	63:51	21.3	7-21	.333	2-6	.333	10-10	1.000	2	8	10	3.3	2	0	14	4	1	2	26	8.7
11	SMILER, Kaylee	13-13	462:35	35.6	32-64	.500	18-33	.545	17-27	.630	4	27	31	2.4	35	1	48	30	17	21	99	7.6
30	DAVENPORT, Lauren	14-9	306:53	21.9	27-74	.365	17-42	.405	9-14	.643	6	37	43	3.1	27	1	14	31	6	3	80	5.7
24	BUBAKAR, Rose	14-0	145:06	10.4	10-33	.303	2-18	.111	9-11	.818	9	15	24	1.7	10	0	10	13	0	7	31	2.2
21	HAMSON, Heather	10-0	31:57	3.2	5-8	.625	0-0	.000	1-3	.333	0	3	3	0.3	3	0	1	3	1	1	11	1.1
4	MATAVAO, Ali'a	13-0	61:60	4.8	4-17	.235	0-3	.000	3-8	.375	3	4	7	0.5	13	0	4	9	1	0	11	0.8
15	WILLARDSON, McKinley	3-0	04:40	1.6	1-1	1.000	0-0	.000	0-0	.000	1	0	1	0.3	0	0	1	1	0	0	2	0.7
20	MATA, Marina	9-0	22:01	2.4	0-2	.000	0-1	.000	2-2	1.000	0	1	1	0.1	4	0	0	4	0	0	2	0.2
2	KREBS, Kylie	1-0	00:33	0.5	0-0	.000	0-0	.000	0-0	.000	0	0	0	0.0	0	0	0	0	0	0	0	0.0
Team											23	24	47					6				
Total		14	2825		355-759	.468	100-258	.388	174-280	.621	150	427	577	41.2	244	4	230	251	62	87	984	70.3
Opponents		14	2825		322-848	.380	87-272	.320	151-217	.696	126	304	430	30.7	262	6	167	171	42	110	882	63.0

Team Statistics

	BYU	OPP
Scoring	984	882
Points per game	70.3	63.0
Scoring margin	+7.3	-
Field goals-att	355-759	322-848
Field goal pct	.468	.380
3 point fg-att	100-258	87-272
3-point FG pct	.388	.320
3-pt FG made per game	7.1	6.2
Free throws-att	174-280	151-217
Free throw pct	.621	.696
F-Throws made per game	12.4	10.8
Rebounds	577	430
Rebounds per game	41.2	30.7
Rebounding margin	+10.5	-
Assists	230	167
Assists per game	16.4	11.9
Turnovers	251	171
Turnovers per game	17.9	12.2
Turnover margin	-5.7	-
Assist/turnover ratio	0.9	1.0
Steals	87	110
Steals per game	6.2	7.9
Blocks	62	42
Blocks per game	4.4	3.0
Winning streak	0	-
Home win streak	6	-
Attendance	15122	17832
Home games-Avg/Game	6-2520	5-3566
Neutral site-Avg/Game	-	3-126

Team Results

Date	Opponent	Score	Att.
11/07/2023	at Montana St.	W 68-60	5017
11/10/2023	Weber St.	W 77-49	5705
11/14/2023	Utah Valley	W 59-44	1690
11/18/2023	vs Wake Forest	W 67-44	157
11/21/2023	vs Saint Louis	W 87-66	220
11/25/2023	LMU (CA)	W 74-58	1529
11/28/2023	at Wyoming	L 74-86	2442
12/02/2023	at Utah	L 68-87	6182
12/05/2023	Utah St.	W 72-66	1565
12/09/2023	Boise St.	W 65-50	2722
12/16/2023	Idaho St.	Wot 79-76	1911
12/20/2023	at Missouri St.	L 55-56	1619
12/21/2023	vs Nevada	W 72-59	0
12/30/2023	at TCU	L 67-81	2572



CONFERENCE BOX SCORE

2023-24 BYU Women's Basketball
Combined Team Statistics
In Conference games



Game Records

Record	Overall	Home	Away	Neutral
ALL GAMES	0-1	0-0	0-1	0-0
CONFERENCE	0-1	0-0	0-1	0-0
NON-CONFERENCE	0-0	0-0	0-0	0-0

Score by Periods

Team	1st	2nd	3rd	4th	OT	TOT
BYU	13	18	12	24	0	67
Opponents	22	17	24	18	0	81

Team Box Score

No.	Player	Total			3-Point			F-Throw		Rebounds				Other Stats								
		GP-GS	MIN	AVG	FG-FGA	FG%	3FG-3FGA	3FG%	FT-FTA	FT%	OFF	DEF	TOT	AVG	PF	DQ	A	TO	BLK	STL	PTS	AVG
10	WOOLSTON, Kailey	1-1	37:01	37.0	6-14	.429	3-8	.375	0-0	.000	1	0	1	1.0	3	0	4	0	0	1	15	15.0
1	WHITING, Amari	1-1	33:53	33.9	3-8	.375	2-6	.333	5-6	.833	0	5	5	5.0	3	0	6	0	0	1	13	13.0
12	GUSTIN, Lauren	1-1	38:30	38.5	5-17	.294	0-1	.000	0-0	.000	6	10	16	16.0	2	0	0	0	0	1	10	10.0
11	SMILER, Kaylee	1-1	38:51	38.9	2-5	.400	0-2	.000	5-7	.714	0	0	0	0.0	3	0	5	4	1	0	9	9.0
25	CALVERT, Emma	1-1	22:02	22.0	3-7	.429	2-3	.667	0-0	.000	0	5	5	5.0	4	0	1	1	0	2	8	8.0
24	BUBAKAR, Rose	1-0	08:36	8.6	3-5	.600	1-2	.500	0-0	.000	0	1	1	1.0	2	0	3	0	0	0	7	7.0
30	DAVENPORT, Lauren	1-0	14:20	14.3	2-5	.400	1-2	.500	0-0	.000	0	0	0	0.0	1	0	0	1	0	0	5	5.0
4	MATAVAO, Ali'a	1-0	01:09	1.2	0-0	.000	0-0	.000	0-0	.000	0	1	1	1.0	0	0	0	0	0	0	0	0.0
20	MATA, Marina	1-0	00:47	0.8	0-0	.000	0-0	.000	0-0	.000	0	0	0	0.0	0	0	0	0	0	0	0	0.0
21	HAMSON, Heather	1-0	04:50	4.8	0-1	.000	0-0	.000	0-0	.000	0	0	0	0.0	0	0	0	1	0	0	0	0.0
Team											1	1	2									
Total		1	200		24-62	.387	9-24	.375	10-13	.769	8	23	31	31.0	18	0	19	7	1	5	67	67.0
Opponents		1	200		32-63	.508	8-16	.500	9-11	.818	6	29	35	35.0	13	0	20	6	4	3	81	81.0

Team Statistics

	BYU	OPP
Scoring	67	81
Points per game	67.0	81.0
Scoring margin	-14.0	-
Field goals-att	24-62	32-63
Field goal pct	.387	.508
3 point fg-att	9-24	8-16
3-point FG pct	.375	.500
3-pt FG made per game	9.0	8.0
Free throws-att	10-13	9-11
Free throw pct	.769	.818
F-Throws made per game	10.0	9.0
Rebounds	31	35
Rebounds per game	31.0	35.0
Rebounding margin	-4.0	-
Assists	19	20
Assists per game	19.0	20.0
Turnovers	7	6
Turnovers per game	7.0	6.0
Turnover margin	-1.0	-
Assist/turnover ratio	2.7	3.3
Steals	5	3
Steals per game	5.0	3.0
Blocks	1	4
Blocks per game	1.0	4.0
Winning streak	0	-
Home win streak	0	-
Attendance	0	2572
Home games-Avg/Game	0-0	1-2572
Neutral site-Avg/Game	-	0-0

Team Results

Date	Opponent	Score	Att.
12/30/2023	at TCU	L 67-81	2572



GAME 1: AT MONTANA STATE (W, 68-60)

BYU - 68		Record: 1-0																																																																																																																																																																																																																																													
		Official Basketball Box Score - Final BYU at Montana St. 11/07/23 Brock Breiden Fieldhouse, Bozeman, Mont. 2023-24 Women's Basketball Officials: Darren Kozesnik, Karen Lasuk, Alicia Iwakki																																																																																																																																																																																																																																													
Game Time: 11:00 AM Game Duration: 1:55 Attendance: 5,017																																																																																																																																																																																																																																															
<table border="1"> <thead> <tr> <th>NO.</th> <th>Name</th> <th>Min</th> <th>FG</th> <th>3P</th> <th>FT</th> <th>Rebounds</th> <th>Fouls</th> <th>TP</th> <th>AS</th> <th>TO</th> <th>ST</th> <th>Blocks</th> <th>+/-</th> </tr> <tr> <th></th> <th></th> <th></th> <th>M/A</th> <th>M/A</th> <th>M/A</th> <th>OR DR TOT</th> <th>PF</th> <th>FD</th> <th></th> <th></th> <th></th> <th>BS</th> <th>BA</th> </tr> </thead> <tbody> <tr> <td>12</td> <td>Lauren Gustin</td> <td>F 35:36</td> <td>3-10</td> <td>0-0</td> <td>3-6</td> <td>4</td> <td>7</td> <td>11</td> <td>4</td> <td>6</td> <td>9</td> <td>0</td> <td>2</td> <td>1</td> <td>0</td> <td>3</td> <td>3</td> </tr> <tr> <td>1</td> <td>Amani Whiting</td> <td>F 29:29</td> <td>5-9</td> <td>0-2</td> <td>8-11</td> <td>0</td> <td>7</td> <td>7</td> <td>2</td> <td>7</td> <td>18</td> <td>5</td> <td>7</td> <td>3</td> <td>0</td> <td>1</td> <td>9</td> </tr> <tr> <td>10</td> <td>Kaley Woolston</td> <td>G 38:27</td> <td>5-11</td> <td>3-9</td> <td>0-0</td> <td>1</td> <td>2</td> <td>3</td> <td>3</td> <td>1</td> <td>13</td> <td>1</td> <td>2</td> <td>1</td> <td>1</td> <td>0</td> <td>11</td> </tr> <tr> <td>11</td> <td>Kaylee Smiler</td> <td>G 38:54</td> <td>4-6</td> <td>3-3</td> <td>3-4</td> <td>0</td> <td>3</td> <td>3</td> <td>3</td> <td>14</td> <td>0</td> <td>0</td> <td>4</td> <td>0</td> <td>0</td> <td>0</td> <td>8</td> </tr> <tr> <td>30</td> <td>Lauren Davenport</td> <td>G 32:29</td> <td>3-8</td> <td>2-4</td> <td>4-4</td> <td>1</td> <td>6</td> <td>7</td> <td>2</td> <td>3</td> <td>12</td> <td>2</td> <td>7</td> <td>0</td> <td>0</td> <td>0</td> <td>4</td> </tr> <tr> <td>25</td> <td>Emma Calvert</td> <td>13:26</td> <td>0-1</td> <td>0-1</td> <td>0-2</td> <td>0</td> <td>3</td> <td>3</td> <td>1</td> <td>2</td> <td>0</td> <td>2</td> <td>0</td> <td>0</td> <td>0</td> <td>0</td> <td>3</td> </tr> <tr> <td>24</td> <td>Rose Bubakar</td> <td>11:24</td> <td>1-4</td> <td>0-2</td> <td>0-1</td> <td>0</td> <td>3</td> <td>3</td> <td>1</td> <td>2</td> <td>0</td> <td>1</td> <td>1</td> <td>0</td> <td>0</td> <td>0</td> <td>3</td> </tr> <tr> <td>21</td> <td>Heather Hamson</td> <td>00:14</td> <td>0-0</td> <td>0-0</td> <td>0-0</td> <td>0</td> <td>0</td> <td>0</td> <td>0</td> <td>0</td> <td>0</td> <td>0</td> <td>0</td> <td>0</td> <td>0</td> <td>0</td> <td>-1</td> </tr> <tr> <td>4</td> <td>Alfa Mataavao</td> <td>00:01</td> <td>0-0</td> <td>0-0</td> <td>0-0</td> <td>0</td> <td>0</td> <td>0</td> <td>0</td> <td>0</td> <td>0</td> <td>0</td> <td>0</td> <td>0</td> <td>0</td> <td>0</td> <td>0</td> </tr> <tr> <td colspan="2">Team</td> <td colspan="12"></td> <td>2</td> <td>4</td> <td>6</td> <td>0</td> <td>0</td> <td>3</td> </tr> <tr> <td colspan="2">Totals</td> <td>21:49</td> <td>8:21</td> <td>18:28</td> <td>8</td> <td>35</td> <td>43</td> <td>18</td> <td>23</td> <td>68</td> <td>10</td> <td>22</td> <td>10</td> <td>2</td> <td>4</td> <td>8</td> <td></td> </tr> </tbody> </table>		NO.	Name	Min	FG	3P	FT	Rebounds	Fouls	TP	AS	TO	ST	Blocks	+/-				M/A	M/A	M/A	OR DR TOT	PF	FD				BS	BA	12	Lauren Gustin	F 35:36	3-10	0-0	3-6	4	7	11	4	6	9	0	2	1	0	3	3	1	Amani Whiting	F 29:29	5-9	0-2	8-11	0	7	7	2	7	18	5	7	3	0	1	9	10	Kaley Woolston	G 38:27	5-11	3-9	0-0	1	2	3	3	1	13	1	2	1	1	0	11	11	Kaylee Smiler	G 38:54	4-6	3-3	3-4	0	3	3	3	14	0	0	4	0	0	0	8	30	Lauren Davenport	G 32:29	3-8	2-4	4-4	1	6	7	2	3	12	2	7	0	0	0	4	25	Emma Calvert	13:26	0-1	0-1	0-2	0	3	3	1	2	0	2	0	0	0	0	3	24	Rose Bubakar	11:24	1-4	0-2	0-1	0	3	3	1	2	0	1	1	0	0	0	3	21	Heather Hamson	00:14	0-0	0-0	0-0	0	0	0	0	0	0	0	0	0	0	0	-1	4	Alfa Mataavao	00:01	0-0	0-0	0-0	0	0	0	0	0	0	0	0	0	0	0	0	Team														2	4	6	0	0	3	Totals		21:49	8:21	18:28	8	35	43	18	23	68	10	22	10	2	4	8		Shooting By Period 1 st FG% 3-12 25.0% 3PT% 1-6 16.7% FT% 1-6 16.7% 2 nd FG% 4-11 36.4% 3PT% 3-5 50.0% FT% 6-9 75% 3 rd FG% 9-16 56.3% 3PT% 4-6 66.7% FT% 2-3 66.7% 4 th FG% 5-10 50.0% 3PT% 0-3 0.0% FT% 9-11 81.8% GM FG% 21-49 42.9% 3PT% 8-21 38.1% FT% 18-28 64.3% Technical Fouls: NONE Dead Ball Rebounds: 3/0									
NO.	Name	Min	FG	3P	FT	Rebounds	Fouls	TP	AS	TO	ST	Blocks	+/-																																																																																																																																																																																																																																		
			M/A	M/A	M/A	OR DR TOT	PF	FD				BS	BA																																																																																																																																																																																																																																		
12	Lauren Gustin	F 35:36	3-10	0-0	3-6	4	7	11	4	6	9	0	2	1	0	3	3																																																																																																																																																																																																																														
1	Amani Whiting	F 29:29	5-9	0-2	8-11	0	7	7	2	7	18	5	7	3	0	1	9																																																																																																																																																																																																																														
10	Kaley Woolston	G 38:27	5-11	3-9	0-0	1	2	3	3	1	13	1	2	1	1	0	11																																																																																																																																																																																																																														
11	Kaylee Smiler	G 38:54	4-6	3-3	3-4	0	3	3	3	14	0	0	4	0	0	0	8																																																																																																																																																																																																																														
30	Lauren Davenport	G 32:29	3-8	2-4	4-4	1	6	7	2	3	12	2	7	0	0	0	4																																																																																																																																																																																																																														
25	Emma Calvert	13:26	0-1	0-1	0-2	0	3	3	1	2	0	2	0	0	0	0	3																																																																																																																																																																																																																														
24	Rose Bubakar	11:24	1-4	0-2	0-1	0	3	3	1	2	0	1	1	0	0	0	3																																																																																																																																																																																																																														
21	Heather Hamson	00:14	0-0	0-0	0-0	0	0	0	0	0	0	0	0	0	0	0	-1																																																																																																																																																																																																																														
4	Alfa Mataavao	00:01	0-0	0-0	0-0	0	0	0	0	0	0	0	0	0	0	0	0																																																																																																																																																																																																																														
Team														2	4	6	0	0	3																																																																																																																																																																																																																												
Totals		21:49	8:21	18:28	8	35	43	18	23	68	10	22	10	2	4	8																																																																																																																																																																																																																															

Montana St. - 60		Record: 0-1																																																																																																																																																																																																																																																													
		Official Basketball Box Score - Final BYU at Montana St. 11/07/23 Brock Breiden Fieldhouse, Bozeman, Mont. 2023-24 Women's Basketball Officials: Darren Kozesnik, Karen Lasuk, Alicia Iwakki																																																																																																																																																																																																																																																													
Game Time: 11:00 AM Game Duration: 1:55 Attendance: 5,017																																																																																																																																																																																																																																																															
<table border="1"> <thead> <tr> <th>NO.</th> <th>Name</th> <th>Min</th> <th>FG</th> <th>3P</th> <th>FT</th> <th>Rebounds</th> <th>Fouls</th> <th>TP</th> <th>AS</th> <th>TO</th> <th>ST</th> <th>Blocks</th> <th>+/-</th> </tr> <tr> <th></th> <th></th> <th></th> <th>M/A</th> <th>M/A</th> <th>M/A</th> <th>OR DR TOT</th> <th>PF</th> <th>FD</th> <th></th> <th></th> <th></th> <th>BS</th> <th>BA</th> </tr> </thead> <tbody> <tr> <td>11</td> <td>Katelynn Limardo</td> <td>F 25:18</td> <td>2-7</td> <td>1-3</td> <td>5-6</td> <td>2</td> <td>4</td> <td>6</td> <td>4</td> <td>5</td> <td>10</td> <td>1</td> <td>2</td> <td>0</td> <td>0</td> <td>0</td> <td>-11</td> </tr> <tr> <td>21</td> <td>Lexi Deden</td> <td>F 25:06</td> <td>1-8</td> <td>0-0</td> <td>5-6</td> <td>0</td> <td>8</td> <td>8</td> <td>2</td> <td>5</td> <td>7</td> <td>0</td> <td>3</td> <td>1</td> <td>2</td> <td>0</td> <td>-15</td> </tr> <tr> <td>32</td> <td>Marah Dykstra</td> <td>F 24:07</td> <td>2-9</td> <td>0-2</td> <td>2-5</td> <td>2</td> <td>3</td> <td>5</td> <td>4</td> <td>3</td> <td>6</td> <td>4</td> <td>1</td> <td>0</td> <td>1</td> <td>0</td> <td>0</td> </tr> <tr> <td>0</td> <td>Madison Hall</td> <td>G 26:17</td> <td>5-9</td> <td>2-4</td> <td>0-2</td> <td>0</td> <td>2</td> <td>3</td> <td>2</td> <td>12</td> <td>2</td> <td>0</td> <td>4</td> <td>0</td> <td>0</td> <td>0</td> <td>-16</td> </tr> <tr> <td>2</td> <td>Natalie Picton</td> <td>G 33:16</td> <td>0-4</td> <td>0-1</td> <td>2-2</td> <td>1</td> <td>0</td> <td>1</td> <td>3</td> <td>2</td> <td>3</td> <td>0</td> <td>5</td> <td>0</td> <td>1</td> <td>0</td> <td>-12</td> </tr> <tr> <td>24</td> <td>Taylor Janssen</td> <td>21:06</td> <td>1-6</td> <td>1-4</td> <td>0-0</td> <td>0</td> <td>5</td> <td>5</td> <td>3</td> <td>3</td> <td>2</td> <td>0</td> <td>1</td> <td>0</td> <td>0</td> <td>0</td> <td>3</td> </tr> <tr> <td>15</td> <td>Isobel Buryan</td> <td>24:13</td> <td>7-12</td> <td>1-3</td> <td>0-0</td> <td>1</td> <td>0</td> <td>1</td> <td>1</td> <td>15</td> <td>2</td> <td>3</td> <td>0</td> <td>0</td> <td>0</td> <td>2</td> </tr> <tr> <td>1</td> <td>Malea Egan</td> <td>11:43</td> <td>2-3</td> <td>1-1</td> <td>0-0</td> <td>1</td> <td>3</td> <td>4</td> <td>0</td> <td>5</td> <td>0</td> <td>3</td> <td>0</td> <td>0</td> <td>0</td> <td>5</td> </tr> <tr> <td>20</td> <td>Brooke Berry</td> <td>06:01</td> <td>0-3</td> <td>0-1</td> <td>0-0</td> <td>0</td> <td>0</td> <td>0</td> <td>0</td> <td>0</td> <td>0</td> <td>0</td> <td>0</td> <td>0</td> <td>0</td> <td>0</td> <td>0</td> </tr> <tr> <td>13</td> <td>Drea Grumfield</td> <td>02:53</td> <td>0-0</td> <td>0-0</td> <td>0-0</td> <td>0</td> <td>1</td> <td>1</td> <td>0</td> <td>0</td> <td>0</td> <td>0</td> <td>0</td> <td>0</td> <td>0</td> <td>0</td> <td>-1</td> </tr> <tr> <td colspan="2">Team</td> <td colspan="12"></td> <td>2</td> <td>1</td> <td>3</td> <td>0</td> <td>0</td> <td>0</td> </tr> <tr> <td colspan="2">Totals</td> <td>20:61</td> <td>6:19</td> <td>14:21</td> <td>9</td> <td>27</td> <td>36</td> <td>23</td> <td>18</td> <td>60</td> <td>14</td> <td>12</td> <td>13</td> <td>4</td> <td>2</td> <td>-8</td> <td></td> </tr> </tbody> </table>		NO.	Name	Min	FG	3P	FT	Rebounds	Fouls	TP	AS	TO	ST	Blocks	+/-				M/A	M/A	M/A	OR DR TOT	PF	FD				BS	BA	11	Katelynn Limardo	F 25:18	2-7	1-3	5-6	2	4	6	4	5	10	1	2	0	0	0	-11	21	Lexi Deden	F 25:06	1-8	0-0	5-6	0	8	8	2	5	7	0	3	1	2	0	-15	32	Marah Dykstra	F 24:07	2-9	0-2	2-5	2	3	5	4	3	6	4	1	0	1	0	0	0	Madison Hall	G 26:17	5-9	2-4	0-2	0	2	3	2	12	2	0	4	0	0	0	-16	2	Natalie Picton	G 33:16	0-4	0-1	2-2	1	0	1	3	2	3	0	5	0	1	0	-12	24	Taylor Janssen	21:06	1-6	1-4	0-0	0	5	5	3	3	2	0	1	0	0	0	3	15	Isobel Buryan	24:13	7-12	1-3	0-0	1	0	1	1	15	2	3	0	0	0	2	1	Malea Egan	11:43	2-3	1-1	0-0	1	3	4	0	5	0	3	0	0	0	5	20	Brooke Berry	06:01	0-3	0-1	0-0	0	0	0	0	0	0	0	0	0	0	0	0	13	Drea Grumfield	02:53	0-0	0-0	0-0	0	1	1	0	0	0	0	0	0	0	0	-1	Team														2	1	3	0	0	0	Totals		20:61	6:19	14:21	9	27	36	23	18	60	14	12	13	4	2	-8		Shooting By Period 1 st FG% 5-16 31.3% 3PT% 1-3 33.3% FT% 8-10 80% 2 nd FG% 4-11 36.4% 3PT% 3-5 60.0% FT% 2-2 100% 3 rd FG% 8-18 44.4% 3PT% 2-6 33.3% FT% 0-0 0% 4 th FG% 3-16 18.8% 3PT% 0-5 0.0% FT% 4-7 57.1% GM FG% 20-61 32.8% 3PT% 6-19 31.6% FT% 14-21 66.7% Technical Fouls: NONE Dead Ball Rebounds: 4/0									
NO.	Name	Min	FG	3P	FT	Rebounds	Fouls	TP	AS	TO	ST	Blocks	+/-																																																																																																																																																																																																																																																		
			M/A	M/A	M/A	OR DR TOT	PF	FD				BS	BA																																																																																																																																																																																																																																																		
11	Katelynn Limardo	F 25:18	2-7	1-3	5-6	2	4	6	4	5	10	1	2	0	0	0	-11																																																																																																																																																																																																																																														
21	Lexi Deden	F 25:06	1-8	0-0	5-6	0	8	8	2	5	7	0	3	1	2	0	-15																																																																																																																																																																																																																																														
32	Marah Dykstra	F 24:07	2-9	0-2	2-5	2	3	5	4	3	6	4	1	0	1	0	0																																																																																																																																																																																																																																														
0	Madison Hall	G 26:17	5-9	2-4	0-2	0	2	3	2	12	2	0	4	0	0	0	-16																																																																																																																																																																																																																																														
2	Natalie Picton	G 33:16	0-4	0-1	2-2	1	0	1	3	2	3	0	5	0	1	0	-12																																																																																																																																																																																																																																														
24	Taylor Janssen	21:06	1-6	1-4	0-0	0	5	5	3	3	2	0	1	0	0	0	3																																																																																																																																																																																																																																														
15	Isobel Buryan	24:13	7-12	1-3	0-0	1	0	1	1	15	2	3	0	0	0	2																																																																																																																																																																																																																																															
1	Malea Egan	11:43	2-3	1-1	0-0	1	3	4	0	5	0	3	0	0	0	5																																																																																																																																																																																																																																															
20	Brooke Berry	06:01	0-3	0-1	0-0	0	0	0	0	0	0	0	0	0	0	0	0																																																																																																																																																																																																																																														
13	Drea Grumfield	02:53	0-0	0-0	0-0	0	1	1	0	0	0	0	0	0	0	0	-1																																																																																																																																																																																																																																														
Team														2	1	3	0	0	0																																																																																																																																																																																																																																												
Totals		20:61	6:19	14:21	9	27	36	23	18	60	14	12	13	4	2	-8																																																																																																																																																																																																																																															

BYU		MSU		Points from		BYU		MSU		Period by Period Scoring													
Biggest lead		11 (4 th 2:37)		14 (2 nd 9:40)		Turnovers		14		18		1st		2nd		3rd		4th		TOT			
Best Scoring Run		13 (4 th 3:13)		13 (1 st 2:50)		Paint		18		26		BYU		8		17		24		19		68	
Lead Changes		4		4		Second Chance		8		6		BYU		19		13		18		10		60	
Times Tied		4		4		Fast Breaks		9		6		MSU		19		13		18		10		60	
Time with Lead		13:25		24:41		Bench		2		23													

GAME 2: VS. WEBER STATE (W, 77-49)

Weber St. - 49		Record: 0-2																																																																																																																																																																																																																																																																	
		Official Basketball Box Score - Final Weber St. at BYU 11/10/23 Marriott Center, Provo 2023-24 Women's Basketball Officials: Doug Knight, Corey Long, Erica Parker																																																																																																																																																																																																																																																																	
Game Time: 11:00 AM Game Duration: 1:58 Attendance: 5,705																																																																																																																																																																																																																																																																			
<table border="1"> <thead> <tr> <th>NO.</th> <th>Name</th> <th>Min</th> <th>FG</th> <th>3P</th> <th>FT</th> <th>Rebounds</th> <th>Fouls</th> <th>TP</th> <th>AS</th> <th>TO</th> <th>ST</th> <th>Blocks</th> <th>+/-</th> </tr> <tr> <th></th> <th></th> <th></th> <th>M/A</th> <th>M/A</th> <th>M/A</th> <th>OR DR TOT</th> <th>PF</th> <th>FD</th> <th></th> <th></th> <th></th> <th>BS</th> <th>BA</th> </tr> </thead> <tbody> <tr> <td>5</td> <td>Jadyn Matthews</td> <td>F 36:11</td> <td>4-10</td> <td>3-5</td> <td>0-0</td> <td>0</td> <td>3</td> <td>3</td> <td>3</td> <td>1</td> <td>11</td> <td>3</td> <td>1</td> <td>1</td> <td>0</td> <td>1</td> <td>-16</td> </tr> <tr> <td>21</td> <td>Daryn Hickok</td> <td>F 25:30</td> <td>2-10</td> <td>1-1</td> <td>3-4</td> <td>1</td> <td>2</td> <td>3</td> <td>3</td> <td>3</td> <td>8</td> <td>1</td> <td>2</td> <td>0</td> <td>0</td> <td>0</td> <td>-16</td> </tr> <tr> <td>34</td> <td>Sierra Davis</td> <td>F 19:16</td> <td>3-5</td> <td>1-2</td> <td>0-0</td> <td>2</td> <td>2</td> <td>2</td> <td>1</td> <td>0</td> <td>7</td> <td>0</td> <td>0</td> <td>0</td> <td>0</td> <td>0</td> <td>-2</td> </tr> <tr> <td>3</td> <td>Kendra Parra</td> <td>G 29:15</td> <td>4-9</td> <td>0-3</td> <td>3-4</td> <td>0</td> <td>1</td> <td>1</td> <td>3</td> <td>11</td> <td>3</td> <td>3</td> <td>1</td> <td>0</td> <td>0</td> <td>0</td> <td>-14</td> </tr> <tr> <td>15</td> <td>Kaija Lesane</td> <td>G 16:33</td> <td>1-3</td> <td>0-0</td> <td>0-0</td> <td>0</td> <td>0</td> <td>0</td> <td>0</td> <td>1</td> <td>1</td> <td>2</td> <td>2</td> <td>0</td> <td>0</td> <td>0</td> <td>-14</td> </tr> <tr> <td>4</td> <td>Ashton Adamson</td> <td>18:03</td> <td>1-4</td> <td>0-3</td> <td>0-0</td> <td>0</td> <td>2</td> <td>2</td> <td>2</td> <td>2</td> <td>0</td> <td>1</td> <td>0</td> <td>0</td> <td>0</td> <td>0</td> <td>-25</td> </tr> <tr> <td>13</td> <td>Amelia Raidaveta</td> <td>14:57</td> <td>0-1</td> <td>0-0</td> <td>0-0</td> <td>0</td> <td>3</td> <td>3</td> <td>2</td> <td>0</td> <td>0</td> <td>0</td> <td>0</td> <td>2</td> <td>1</td> <td>0</td> <td>-22</td> </tr> <tr> <td>0</td> <td>Laura Taylor</td> <td>27:13</td> <td>2-7</td> <td>2-6</td> <td>2-2</td> <td>0</td> <td>1</td> <td>1</td> <td>2</td> <td>6</td> <td>8</td> <td>1</td> <td>3</td> <td>1</td> <td>0</td> <td>0</td> <td>-20</td> </tr> <tr> <td>11</td> <td>Kennedy Eskelson</td> <td>03:49</td> <td>0-1</td> <td>0-1</td> <td>0-0</td> <td>0</td> <td>0</td> <td>0</td> <td>0</td> <td>1</td> <td>0</td> <td>0</td> <td>1</td> <td>0</td> <td>0</td> <td>0</td> <td>-7</td> </tr> <tr> <td>10</td> <td>Emri Lovell</td> <td>09:13</td> <td>0-2</td> <td>0-1</td> <td>0-0</td> <td>1</td> <td>1</td> <td>2</td> <td>0</td> <td>1</td> <td>0</td> <td>0</td> <td>1</td> <td>1</td> <td>0</td> <td>0</td> <td>-4</td> </tr> <tr> <td colspan="2">Team</td> <td colspan="12"></td> <td>1</td> <td>3</td> <td>4</td> <td>0</td> <td>1</td> <td>1</td> <td>0</td> <td>0</td> </tr> <tr> <td colspan="2">Totals</td> <td>17:52</td> <td>7:22</td> <td>8:10</td> <td>3</td> <td>17</td> <td>20</td> <td>17</td> <td>16</td> <td>49</td> <td>9</td> <td>15</td> <td>8</td> <td>1</td> <td>7</td> <td>-28</td> <td></td> </tr> </tbody> </table>		NO.	Name	Min	FG	3P	FT	Rebounds	Fouls	TP	AS	TO	ST	Blocks	+/-				M/A	M/A	M/A	OR DR TOT	PF	FD				BS	BA	5	Jadyn Matthews	F 36:11	4-10	3-5	0-0	0	3	3	3	1	11	3	1	1	0	1	-16	21	Daryn Hickok	F 25:30	2-10	1-1	3-4	1	2	3	3	3	8	1	2	0	0	0	-16	34	Sierra Davis	F 19:16	3-5	1-2	0-0	2	2	2	1	0	7	0	0	0	0	0	-2	3	Kendra Parra	G 29:15	4-9	0-3	3-4	0	1	1	3	11	3	3	1	0	0	0	-14	15	Kaija Lesane	G 16:33	1-3	0-0	0-0	0	0	0	0	1	1	2	2	0	0	0	-14	4	Ashton Adamson	18:03	1-4	0-3	0-0	0	2	2	2	2	0	1	0	0	0	0	-25	13	Amelia Raidaveta	14:57	0-1	0-0	0-0	0	3	3	2	0	0	0	0	2	1	0	-22	0	Laura Taylor	27:13	2-7	2-6	2-2	0	1	1	2	6	8	1	3	1	0	0	-20	11	Kennedy Eskelson	03:49	0-1	0-1	0-0	0	0	0	0	1	0	0	1	0	0	0	-7	10	Emri Lovell	09:13	0-2	0-1	0-0	1	1	2	0	1	0	0	1	1	0	0	-4	Team														1	3	4	0	1	1	0	0	Totals		17:52	7:22	8:10	3	17	20	17	16	49	9	15	8	1	7	-28		Shooting By Period 1 st FG% 3-11 27.3% 3PT% 0-1 0.0% FT% 2-2 100% 2 nd FG% 2-12 16.7% 3PT% 1-6 16.7% FT% 1-2 50% 3 rd FG% 8-16 50.0% 3PT% 3-6 50.0% FT% 1-2 50% 4 th FG% 4-13 30.8% 3PT% 3-9 33.3% FT% 4-4 100% GM FG% 17-52 32.7% 3PT% 7-22 31.8% FT% 8-10 80.0% Technical Fouls: NONE Dead Ball Rebounds: 2/0									
NO.	Name	Min	FG	3P	FT	Rebounds	Fouls	TP	AS	TO	ST	Blocks	+/-																																																																																																																																																																																																																																																						
			M/A	M/A	M/A	OR DR TOT	PF	FD				BS	BA																																																																																																																																																																																																																																																						
5	Jadyn Matthews	F 36:11	4-10	3-5	0-0	0	3	3	3	1	11	3	1	1	0	1	-16																																																																																																																																																																																																																																																		
21	Daryn Hickok	F 25:30	2-10	1-1	3-4	1	2	3	3	3	8	1	2	0	0	0	-16																																																																																																																																																																																																																																																		
34	Sierra Davis	F 19:16	3-5	1-2	0-0	2	2	2	1	0	7	0	0	0	0	0	-2																																																																																																																																																																																																																																																		
3	Kendra Parra	G 29:15	4-9	0-3	3-4	0	1	1	3	11	3	3	1	0	0	0	-14																																																																																																																																																																																																																																																		
15	Kaija Lesane	G 16:33	1-3	0-0	0-0	0	0	0	0	1	1	2	2	0	0	0	-14																																																																																																																																																																																																																																																		
4	Ashton Adamson	18:03	1-4	0-3	0-0	0	2	2	2	2	0	1	0	0	0	0	-25																																																																																																																																																																																																																																																		
13	Amelia Raidaveta	14:57	0-1	0-0	0-0	0	3	3	2	0	0	0	0	2	1	0	-22																																																																																																																																																																																																																																																		
0	Laura Taylor	27:13	2-7	2-6	2-2	0	1	1	2	6	8	1	3	1	0	0	-20																																																																																																																																																																																																																																																		
11	Kennedy Eskelson	03:49	0-1	0-1	0-0	0	0	0	0	1	0	0	1	0	0	0	-7																																																																																																																																																																																																																																																		
10	Emri Lovell	09:13	0-2	0-1	0-0	1	1	2	0	1	0	0	1	1	0	0	-4																																																																																																																																																																																																																																																		
Team														1	3	4	0	1	1	0	0																																																																																																																																																																																																																																														
Totals		17:52	7:22	8:10	3	17	20	17	16	49	9	15	8	1	7	-28																																																																																																																																																																																																																																																			

BYU - 77		Record: 2-0																																																																																																																																																																																																																																																																																	
		Official Basketball Box Score - Final Weber St. at BYU 11/10/23 Marriott Center, Provo 2023-24 Women's Basketball Officials: Doug Knight, Corey Long, Erica Parker																																																																																																																																																																																																																																																																																	
Game Time: 11:00 AM Game Duration: 1:58 Attendance: 5,705																																																																																																																																																																																																																																																																																			
<table border="1"> <thead> <tr> <th>NO.</th> <th>Name</th> <th>Min</th> <th>FG</th> <th>3P</th> <th>FT</th> <th>Rebounds</th> <th>Fouls</th> <th>TP</th> <th>AS</th> <th>TO</th> <th>ST</th> <th>Blocks</th> <th>+/-</th> </tr> <tr> <th></th> <th></th> <th></th> <th>M/A</th> <th>M/A</th> <th>M/A</th> <th>OR DR TOT</th> <th>PF</th> <th>FD</th> <th></th> <th></th> <th></th> <th>BS</th> <th>BA</th> </tr> </thead> <tbody> <tr> <td>12</td> <td>Lauren Gustin</td> <td>F 28:39</td> <td>10-13</td> <td>0-0</td> <td>4-8</td> <td>1</td> <td>11</td> <td>12</td> <td>2</td> <td>4</td> <td>24</td> <td>1</td> <td>2</td> <td>0</td> <td>0</td> <td>0</td> <td>28</td> </tr> <tr> <td>1</td> <td>Amani Whiting</td> <td>G 23:31</td> <td>3-8</td> <td>0-1</td> <td>2-4</td> <td>2</td> <td>3</td> <td>5</td> <td>3</td> <td>4</td> <td>8</td> <td>4</td> <td>1</td> <td>3</td> <td>0</td> <td>0</td> <td>26</td> </tr> <tr> <td>10</td> <td>Kaley Woolston</td> <td>G 31:41</td> <td>5-8</td> <td>3-5</td> <td>3-4</td> <td>0</td> <td>2</td> <td>2</td> <td>1</td> <td>4</td> <td>16</td> <td>2</td> <td>3</td> <td>1</td> <td>0</td> <td>0</td> <td>14</td> </tr> <tr> <td>11</td> <td>Kaylee Smiler</td> <td>G 35:59</td> <td>4-6</td> <td>2-3</td> <td>0-0</td> <td>1</td> <td>5</td> <td>6</td> <td>2</td> <td>1</td> <td>10</td> <td>5</td> <td>2</td> <td>0</td> <td>0</td> <td>0</td> <td>26</td> </tr> <tr> <td>30</td> <td>Lauren Davenport</td> <td>G 24:26</td> <td>1-3</td> <td>1-3</td> <td>0-0</td> <td>0</td> <td>2</td> <td>2</td> <td>3</td> <td>0</td> <td>3</td> <td>0</td> <td>0</td> <td>1</td> <td>0</td> <td>0</td> <td>14</td> </tr> <tr> <td>25</td> <td>Emma Calvert</td> <td>21:38</td> <td>3-4</td> <td>1-1</td> <td>0-0</td> <td>0</td> <td>2</td> <td>2</td> <td>2</td> <td>0</td> <td>7</td> <td>0</td> <td>2</td> <td>0</td> <td>0</td> <td>0</td> <td>2</td> </tr> <tr> <td>24</td> <td>Rose Bubakar</td> <td>09:22</td> <td>1-2</td> <td>1-2</td> <td>1-2</td> <td>1</td> <td>2</td> <td>3</td> <td>1</td> <td>1</td> <td>4</td> <td>4</td> <td>2</td> <td>2</td> <td>0</td> <td>0</td> <td>9</td> </tr> <tr> <td>4</td> <td>Alfa Mataavao</td> <td>08:50</td> <td>0-3</td> <td>0-0</td> <td>0-0</td> <td>0</td> <td>2</td> <td>2</td> <td>0</td> <td>0</td> <td>2</td> <td>1</td> <td>0</td> <td>0</td> <td>0</td> <td>0</td> <td>3</td> </tr> <tr> <td>20</td> <td>Marina Mata</td> <td>08:02</td> <td>0-1</td> <td>0-1</td> <td>0-0</td> <td>0</td> <td>0</td> <td>0</td> <td>0</td> <td>0</td> <td>0</td> <td>0</td> <td>0</td> <td>0</td> <td>0</td> <td>0</td> <td>0</td> </tr> <tr> <td>21</td> <td>Heather Hamson</td> <td>06:27</td> <td>1-2</td> <td>0-0</td> <td>1-3</td> <td>0</td> <td>0</td> <td>0</td> <td>0</td> <td>3</td> <td>3</td> <td>1</td> <td>0</td> <td>0</td> <td>0</td> <td>0</td> <td>-2</td> </tr> <tr> <td>15</td> <td>McKinley Willardson</td> <td>01:27</td> <td>1-1</td> <td>0-0</td> <td>0-0</td> <td>1</td> <td>0</td> <td>1</td> <td>0</td> <td>0</td> <td>2</td> <td>0</td> <td>0</td> <td>0</td> <td>0</td> <td>0</td> <td>0</td> </tr> <tr> <td colspan="2">Team</td> <td colspan="12"></td> <td>2</td> <td>2</td> <td>4</td> <td>0</td> <td>0</td> <td>0</td> </tr> <tr> <td colspan="2">Totals</td> <td>29:51</td> <td>8:16</td> <td>11:21</td> <td>8</td> <td>31</td> <td>39</td> <td>16</td> <td>17</td> <td>77</td> <td>16</td> <td>16</td> <td>5</td> <td>7</td> <td>1</td> <td>28</td> <td></td> </tr> </tbody> </table>		NO.	Name	Min	FG	3P	FT	Rebounds	Fouls	TP	AS	TO	ST	Blocks	+/-				M/A	M/A	M/A	OR DR TOT	PF	FD				BS	BA	12	Lauren Gustin	F 28:39	10-13	0-0	4-8	1	11	12	2	4	24	1	2	0	0	0	28	1	Amani Whiting	G 23:31	3-8	0-1	2-4	2	3	5	3	4	8	4	1	3	0	0	26	10	Kaley Woolston	G 31:41	5-8	3-5	3-4	0	2	2	1	4	16	2	3	1	0	0	14	11	Kaylee Smiler	G 35:59	4-6	2-3	0-0	1	5	6	2	1	10	5	2	0	0	0	26	30	Lauren Davenport	G 24:26	1-3	1-3	0-0	0	2	2	3	0	3	0	0	1	0	0	14	25	Emma Calvert	21:38	3-4	1-1	0-0	0	2	2	2	0	7	0	2	0	0	0	2	24	Rose Bubakar	09:22	1-2	1-2	1-2	1	2	3	1	1	4	4	2	2	0	0	9	4	Alfa Mataavao	08:50	0-3	0-0	0-0	0	2	2	0	0	2	1	0	0	0	0	3	20	Marina Mata	08:02	0-1	0-1	0-0	0	0	0	0	0	0	0	0	0	0	0	0	21	Heather Hamson	06:27	1-2	0-0	1-3	0	0	0	0	3	3	1	0	0	0	0	-2	15	McKinley Willardson	01:27	1-1	0-0	0-0	1	0	1	0	0	2	0	0	0	0	0	0	Team														2	2	4	0	0	0	Totals		29:51	8:16	11:21	8	31	39	16	17	77	16	16	5	7	1	28		Shooting By Period 1 st FG% 9-11 81.8% 3PT% 2-2 100.0% FT% 2-2 100% 2 nd FG% 8-15 53.3% 3PT% 4-6 66.7% FT% 3-4 75% 3 rd FG% 6-9 66.7% 3PT% 0-1 0.0% FT% 4-10 40% 4 th FG% 6-16 37.5% 3PT% 2-7 28.6% FT% 2-5 40% GM FG% 29-51 56.9% 3PT% 8-16 50.0% FT% 11-21 52.4% Technical Fouls: NONE Dead Ball Rebounds: 7/1									
NO.	Name	Min	FG	3P	FT	Rebounds	Fouls	TP	AS	TO	ST	Blocks	+/-																																																																																																																																																																																																																																																																						
			M/A	M/A	M/A	OR DR TOT	PF	FD				BS	BA																																																																																																																																																																																																																																																																						
12	Lauren Gustin	F 28:39	10-13	0-0	4-8	1	11	12	2	4	24	1	2	0	0	0	28																																																																																																																																																																																																																																																																		
1	Amani Whiting	G 23:31	3-8	0-1	2-4	2	3	5	3	4	8	4	1	3	0	0	26																																																																																																																																																																																																																																																																		
10	Kaley Woolston	G 31:41	5-8	3-5	3-4	0	2	2	1	4	16	2	3	1	0	0	14																																																																																																																																																																																																																																																																		
11	Kaylee Smiler	G 35:59	4-6	2-3	0-0	1	5	6	2	1	10	5	2	0	0	0	26																																																																																																																																																																																																																																																																		
30	Lauren Davenport	G 24:26	1-3	1-3	0-0	0	2	2	3	0	3	0	0	1	0	0	14																																																																																																																																																																																																																																																																		
25	Emma Calvert	21:38	3-4	1-1	0-0	0	2	2	2	0	7	0	2	0	0	0	2																																																																																																																																																																																																																																																																		
24	Rose Bubakar	09:22	1-2	1-2	1-2	1	2	3	1	1	4	4	2	2	0	0	9																																																																																																																																																																																																																																																																		
4	Alfa Mataavao	08:50	0-3	0-0	0-0	0	2	2	0	0	2	1	0	0	0	0	3																																																																																																																																																																																																																																																																		
20	Marina Mata	08:02	0-1	0-1	0-0	0	0	0	0	0	0	0	0	0	0	0	0																																																																																																																																																																																																																																																																		
21	Heather Hamson	06:27	1-2	0-0	1-3	0	0	0	0	3	3	1	0	0	0	0	-2																																																																																																																																																																																																																																																																		
15	McKinley Willardson	01:27	1-1	0-0	0-0	1	0	1	0	0	2	0	0	0	0	0	0																																																																																																																																																																																																																																																																		
Team														2	2	4	0	0	0																																																																																																																																																																																																																																																																
Totals		29:51	8:16	11:21	8	31	39	16	17	77	16	16	5	7	1	28																																																																																																																																																																																																																																																																			

Weber		BYU		Points from		Weber		BYU		Period by Period Scoring													
Biggest lead		0 (1 st 10:00)		33 (3 rd 2:30)		Turnovers		12		22		1st		2nd		3rd		4th		TOT			
Best Scoring Run		8 (4 th 4:57)		23 (2 nd 4:44)		Paint		16		40		Weber		8		6		20		15		49	
Lead Changes		0		0		Second Chance		0		7		BYU		22		6		20		16		77	
Times Tied		0		0		Fast Breaks		2		13													
Time with Lead		00:00		39:44		Bench		10		16													

GAME 3: VS. UTAH VALLEY (W, 59-44)

Utah Valley - 44		Record: 1-1									
		Official Basketball Box Score - Final Utah Valley at BYU 11/14/23 Marriott Center, Provo 2023-24 Women's Basketball Officials: Lisa Jones, Kyle Bacon, Nadi Carey									
Game Time: 7:00 PM Game Duration: 2:02 Attendance: 1,890											
<table border="1"> <thead> <tr> <th>NO.</th> <th>Name</th> <th>Min</th> <th>FG</th> <th>3P</th> <th>FT</th> <th>Rebounds</th> <th>Fouls</th> <th>TP</th></tr></thead></table>		NO.	Name	Min	FG	3P	FT	Rebounds	Fouls	TP	
NO.	Name	Min	FG	3P	FT	Rebounds	Fouls	TP			

GAME 5: VS. SAINT LOUIS (AT BYU HAWAII)

Official Basketball Box Score - Final
BYU at Saint Louis
 11/21/23 Cannon Activities Center, Laie
 2023-24 Women's Basketball

Game Time: 3:00 PM
 Game Duration: 3:55
 Attendance: 200

Officials: Rochelle Bennett, Steve Piercy, Courtney Donahue

BYU - 87 Record: 5-0

NO.	Name	Min	FG		3P		FT		Rebounds		Fouls		TP	AS	TO	ST	Blocks		+/-
			M-A	M-A	M-A	M-A	OR	DR	PF	FD	BS	BA							
12	Lauren Gustin	F 32:40	7-12	0-0	2-5	1	2	13	4	5	16	2	2	1	0	1	0	24	
1	Amari Whiting	G 25:46	5-9	1-2	3-4	2	2	4	3	14	4	2	0	0	0	0	0	15	
10	Kailey Woolston	G 33:23	7-14	5-7	0-0	2	3	5	4	1	1	4	1	0	1	0	22		
11	Kaylee Smiler	G 35:43	2-5	1-3	0-0	1	3	4	3	1	5	5	1	1	0	0	0	25	
30	Lauren Davenport	G 16:09	1-3	1-2	0-0	1	3	3	5	0	3	0	0	0	0	0	0	6	
24	Rose Bubakar	F 19:32	1-5	0-4	6-6	1	1	2	2	3	8	1	2	2	0	0	0	4	
25	Emma Calvert	F 25:11	8-10	1-1	5-9	0	7	7	2	6	22	4	2	0	2	0	0	16	
4	Alia Mataava	F 07:55	0-2	0-1	0-0	0	0	0	2	0	0	0	1	2	0	0	0	-1	
20	Marina Mata	F 01:51	0-0	0-0	0-0	0	0	0	0	0	1	0	0	1	0	0	0	-3	
21	Heather Hamson	F 01:51	0-0	0-0	0-0	0	0	0	0	0	0	0	0	0	0	0	0	-3	
Team						2	2	5	0	0	0	0	0	0	0	0	0		
Totals			31-60	9-20	16-24	10	33	43	27	19	87	18	16	5	2	2	21		

Technical Fouls: NONE

Shooting By Period
 1st FG% 8-16 50.0%
 3PT% 2-5 40.0%
 FT% 3-4 75.0%
 2nd FG% 6-14 42.9%
 3PT% 1-4 25.0%
 FT% 5-9 55.6%
 3rd FG% 9-17 52.9%
 3PT% 3-6 50.0%
 FT% 6-8 75.0%
 4th FG% 8-13 61.5%
 3PT% 3-5 60.0%
 FT% 2-3 66.7%
 GM FG% 31-60 51.7%
 3PT% 9-20 45.0%
 FT% 16-24 66.7%
 Dead Ball Rebounds: 2, 1

Official Basketball Box Score - Final
BYU at Saint Louis
 11/21/23 Cannon Activities Center, Laie
 2023-24 Women's Basketball

Game Time: 3:00 PM
 Game Duration: 3:55
 Attendance: 200

Officials: Rochelle Bennett, Steve Piercy, Courtney Donahue

Saint Louis - 66 Record: 3-3

NO.	Name	Min	FG		3P		FT		Rebounds		Fouls		TP	AS	TO	ST	Blocks		+/-
			M-A	M-A	M-A	M-A	OR	DR	PF	FD	BS	BA							
32	Peyton Kennedy	F 31:05	5-16	1-7	5-6	3	3	6	4	3	16	0	1	4	0	0	0	-20	
25	Marcella Shavers	C 10:60	1-2	0-0	2-2	1	2	3	5	2	4	0	0	0	0	0	0	-11	
00	Kyla McMakin	G 39:01	3-14	0-1	6-10	1	0	1	3	10	12	0	0	1	0	0	0	21	
4	Kennedy Calhoun	G 36:21	1-4	0-1	0-0	0	2	2	2	1	2	5	3	1	0	0	0	-20	
45	Brooklyn Gray	G 23:54	0-5	0-1	6-6	0	2	2	1	4	6	2	0	0	0	0	0	-13	
12	Tierra Simon	F 29:08	4-7	2-3	0-0	3	13	16	2	2	10	1	1	1	2	1	0	-16	
2	Camree Clegg	G 22:25	3-10	1-6	5-5	0	1	1	2	3	12	2	2	1	0	1	-12		
22	Mia Nicastro	G 03:57	1-1	0-0	0-0	0	1	1	1	0	2	0	0	0	0	0	0	2	
15	Ashleigh Connor	F 01:35	0-1	0-0	2-2	0	0	0	0	1	2	0	0	0	0	0	0	3	
35	Briana Johns	F 01:35	0-0	0-0	0-0	0	0	0	0	1	0	0	0	0	0	0	0	3	
Team						2	0	2	0	0	0	0	0	0	0	0	0		
Totals			18-60	4-19	26-31	10	24	34	20	27	66	10	10	8	2	2	21		

Technical Fouls: Shavers 3rd, 3:17

Shooting By Period
 1st FG% 4-19 21.1%
 3PT% 0-4 0.0%
 FT% 6-6 100%
 2nd FG% 5-12 41.7%
 3PT% 2-5 40.0%
 FT% 7-7 100%
 3rd FG% 6-11 54.5%
 3PT% 1-2 50.0%
 FT% 4-8 50%
 4th FG% 3-18 16.7%
 3PT% 1-8 12.5%
 FT% 9-10 90%
 GM FG% 18-60 30.0%
 3PT% 4-19 21.1%
 FT% 26-31 83.9%
 Dead Ball Rebounds: 3, 1

	BYU	SLU
Biggest lead	24 (4th 2:09)	2 (1st 9:48)
Best Scoring Run	8 (1st 7:09)	6 (2nd 7:08)
Lead Changes	1	1
Times Tied	1	1
Time with Lead	38:47	00:19

Points from Turnovers	BYU	SLU
Points from Turnovers	10	8
Paint	28	10
Second Chance	14	2
Fast Breaks	12	8
Bench	30	26

Period by Period Scoring	BYU	SLU
1st	21	18
2nd	27	21
3rd	27	21
4th	27	87
TOT	14	19
TOT	17	66

GAME 6: VS. LMU

Official Basketball Box Score - Final
LMU (CA) at BYU
 11/25/23 Marriott Center, Provo
 2023-24 Women's Basketball

Game Time: 2:00 PM
 Game Duration: 1:47
 Attendance: 1,528

Officials: Tiffany Bird, Teresa Turner, Kyle Bacon

LMU (CA) - 58 Record: 1-4

NO.	Name	Min	FG		3P		FT		Rebounds		Fouls		TP	AS	TO	ST	Blocks		+/-
			M-A	M-A	M-A	M-A	OR	DR	PF	FD	BS	BA							
10	Amaya Oliver	F 21:41	5-5	0-0	0-0	1	2	3	5	2	10	1	1	1	1	0	0	-4	
35	Alexis Mark	F 17:16	3-6	0-1	1-2	1	2	3	1	3	7	0	0	0	0	1	0	-3	
11	Soufia Inoussa	G 22:24	1-7	0-2	0-0	2	2	4	2	1	2	0	0	0	0	0	0	-11	
14	Sydney Gandy	G 32:16	3-9	1-2	2-2	1	1	2	1	3	9	4	2	0	2	0	0	-8	
17	Nicole Rodriguez	G 26:47	2-9	2-4	2-2	0	0	0	0	1	8	1	2	2	2	0	0	-8	
0	Da'Ja Hamilton	F 20:42	0-6	0-1	0-0	1	0	1	1	1	0	2	2	1	0	0	0	-7	
3	Ella Wedin	F 20:17	1-3	1-2	0-0	2	2	2	1	0	3	3	0	0	0	0	0	-12	
4	Cynthia Zejeja	F 11:57	3-6	0-0	0-0	1	3	4	4	1	6	0	4	0	0	0	0	-14	
5	Daylee Dunn	F 17:51	3-5	3-5	0-0	0	2	2	1	0	9	0	0	0	0	0	0	-14	
55	Maya Hernandez	F 08:49	2-2	0-0	0-0	0	1	1	2	1	4	0	0	0	0	0	0	1	
Team						2	2	4	0	0	0	0	0	0	0	0	0		
Totals			23-58	7-17	5-8	9	17	26	18	13	58	11	11	7	1	7	-18		

Technical Fouls: NONE

Shooting By Period
 1st FG% 5-12 41.7%
 3PT% 3-5 60.0%
 FT% 0-0 0.0%
 2nd FG% 6-16 37.5%
 3PT% 3-9 33.3%
 FT% 2-2 100%
 3rd FG% 5-12 41.7%
 3PT% 0-0 0.0%
 FT% 2-4 50.0%
 4th FG% 7-18 38.9%
 3PT% 1-3 33.3%
 FT% 1-2 50%
 GM FG% 23-58 39.7%
 3PT% 7-17 41.2%
 FT% 5-8 62.5%
 Dead Ball Rebounds: 2, 0

Official Basketball Box Score - Final
BYU - 74 Record: 6-0

NO.	Name	Min	FG		3P		FT		Rebounds		Fouls		TP	AS	TO	ST	Blocks		+/-
			M-A	M-A	M-A	M-A	OR	DR	PF	FD	BS	BA							
12	Lauren Gustin	F 34:49	6-8	0-0	3-6	1	14	15	3	6	15	0	4	0	1	0	0	16	
1	Amari Whiting	G 29:57	2-5	1-1	2-5	1	0	1	3	3	7	1	2	1	0	1	0	3	
10	Kailey Woolston	G 33:35	7-9	4-5	0-2	1	5	6	2	1	18	3	1	2	0	0	0	15	
11	Kaylee Smiler	G 33:15	3-5	1-3	1-2	0	2	2	1	2	8	7	0	1	3	0	0	20	
30	Lauren Davenport	G 16:36	3-4	0-1	1-1	2	1	3	2	1	7	1	1	0	0	0	0	-9	
3	Nani Falatea	F 19:45	3-8	1-3	4-4	0	2	2	2	11	2	1	0	1	0	0	0	13	
25	Emma Calvert	F 17:12	2-5	0-3	0-0	3	3	2	1	4	0	0	0	0	0	0	0	11	
24	Rose Bubakar	F 11:57	0-2	0-1	2-2	1	0	1	0	2	2	1	1	0	0	0	0	0	
4	Alia Mataava	F 01:57	1-1	0-0	0-0	0	0	0	0	0	0	2	0	1	0	0	0	-3	
21	Heather Hamson	F 01:57	0-0	0-0	0-0	0	0	0	0	0	0	0	0	0	0	0	0	-3	
Team						0	0	0	0	0	0	0	0	0	0	0	0		
Totals			27-47	7-17	13-22	6	27	33	13	18	74	15	12	4	7	1	16		

Technical Fouls: NONE

Shooting By Period
 1st FG% 4-19 21.1%
 3PT% 0-4 0.0%
 FT% 6-6 100%
 2nd FG% 5-12 41.7%
 3PT% 2-5 40.0%
 FT% 7-7 100%
 3rd FG% 6-11 54.5%
 3PT% 1-2 50.0%
 FT% 4-8 50%
 4th FG% 3-18 16.7%
 3PT% 1-8 12.5%
 FT% 9-10 90%
 GM FG% 18-60 30.0%
 3PT% 4-19 21.1%
 FT% 26-31 83.9%
 Dead Ball Rebounds: 3, 1

	LMU	BYU
Biggest lead	6 (1st 5:57)	19 (4th 4:59)
Best Scoring Run	6 (3rd 9:11)	12 (4th 9:48)
Lead Changes	5	5
Times Tied	1	1
Time with Lead	08:46	29:58

Points from Turnovers	LMU	BYU
Points from Turnovers	9	17
Paint	30	32
Second Chance	6	7
Fast Breaks	3	7
Bench	22	19

Period by Period Scoring	LMU	BYU
1st	13	17
2nd	12	16
3rd	12	16
4th	12	58
TOT	17	18
TOT	19	74

GAME 7: AT WYOMING

Official Basketball Box Score - Final
BYU at Wyoming
 11/28/23 Renee Audburn, Laramie, Wyo.
 2023-24 Women's Basketball

Game Time: 6:30 PM
 Game Duration: 1:46
 Attendance: 2,442

Officials: Melissa Barlow, Roy Gulbayrak, Benny Luna

BYU - 74 Record: 6-1

NO.	Name	Min	FG		3P		FT		Rebounds		Fouls		TP	AS
-----	------	-----	----	--	----	--	----	--	----------	--	-------	--	----	----

GAME 9: VS. UTAH STATE

Official Basketball Box Score - Final
Utah St. at BYU
 12:05:23 Marriott Center, Provo
 2023-24 Women's Basketball
 Game Time: 3:00 PM
 Game Duration: 2:36
 Attendance: 1,565
 Officials: Kyle Bacon, Brian Woods, Nadi Carey

Utah St. - 66													Record: 3-5																															
NO.	Name	Min	FG	3P	FT	Rebounds	Fouls	TP	AS	TO	ST	Blocks	+	-																														
			M-A	M-A	M-A	OR	DR	PF	FD			BS	BA	+	-																													
23	Tiairra Hill-Brown	F	09:27	1-4	0-2	0-0	0-0	1	1	2	0	2	1	0	0	-12																												
0	Ivory Finley	G	31:06	3-8	2-2	2-3	0-4	4	5	2	10	1	2	1	0	1	2																											
4	Cheyenne Stubbs	G	36:22	5-13	3-6	8-12	0-3	3	4	8	21	2	3	2	0	-11																												
11	Macy Smith	G	17:02	1-5	1-4	0-0	0-0	0-1	1	3	1	1	0	0	0	-13																												
24	Skye Miller	G	26:01	4-12	1-4	1-1	2	5	7	2	3	10	1	1	0	-17																												
33	Livia Knapp	F	24:55	0-1	0-1	0-0	2	2	0	3	0	0	1	0	0	-9																												
14	Lauryn Crocker	F	06:52	1-1	0-0	0-0	1	2	3	2	1	2	1	0	1	0	6																											
31	Alyzee Verdian	F	15:11	3-5	0-0	1-2	1	3	2	4	7	0	2	1	0	-4																												
1	Samiara Suguturaga	G	09:09	1-2	0-0	0-0	1	1	2	0	2	0	0	0	0	0	12																											
2	Isabella Tanedo	G	05:07	0-1	0-0	0-0	0	1	1	1	0	0	0	0	0	-3																												
25	Bridget Mullings	F	08:24	2-4	0-0	1-2	3	4	5	1	5	0	2	0	0	0	3																											
10	Taylia Stimpson	F	05:28	1-2	0-0	0-0	1	1	2	0	2	0	0	0	0	1	1																											
3	Ali Wetta	F	04:58	1-1	0-0	0-0	0	1	0	2	1	0	0	0	0	1	1																											
Team																																												
Totals		23-59		7-19		13-20		9		25		34		30		21		66		7		16		6		1		3		-6														

BYU - 72													Record: 7-3																															
NO.	Name	Min	FG	3P	FT	Rebounds	Fouls	TP	AS	TO	ST	Blocks	+	-																														
			M-A	M-A	M-A	OR	DR	PF	FD			BS	BA	+	-																													
12	Lauren Gustin	F	40:00	8-15	0-1	5-13	6	15	21	4	9	21	2	5	0	0	1	6																										
1	Amari Whiting	G	29:29	6-11	0-3	7-8	0	2	2	4	5	19	3	4	3	1	0	16																										
10	Kalley Woolston	G	34:46	3-11	1-4	1-2	2	2	4	2	8	5	4	3	0	0	9																											
11	Kaylee Smiler	G	35:14	2-4	2-3	1-2	0	3	3	5	4	7	3	3	2	1	0	7																										
30	Lauren Davenport	F	22:57	1-3	1-3	0-0	1	2	3	2	0	3	0	1	0	0	0	9																										
25	Emma Calvert	G	27:52	3-5	1-3	7-10	2	6	8	4	8	14	1	1	1	0	-7																											
24	Rose Bubakar	F	03:38	0-0	0-0	0-0	0	0	0	0	0	0	0	0	0	0	-9																											
4	Alfa Mataava	G	04:57	0-2	0-1	0-0	0	0	0	0	0	0	0	0	0	0	1	1																										
20	Marina Mata	F	01:08	0-0	0-0	0-0	0	0	0	0	0	0	0	0	0	0	3																											
Team																																												
Totals		23-51		5-18		21-35		11		30		41		22		29		72		14		20		9		3		1		6														

Biggest lead		BSU		BYU		Points from		USU		BYU		Period by Period Scoring	
0 (1 st 10:00)		16 (3 rd 6:21)		14		23		12		28		1st 2nd 3rd 4th TOT	
Best Scoring Run		9 (3 rd 3:28)		10 (1 st 6:42)		Paint		32		28		USU 8 21 16 21 66	
Lead Changes		0		Second Chance		6		3		3		BYU 20 19 11 22 72	
Times Tied		0		Fast Breaks		8		19		2			
Time with Lead		00:00		39:42		Bench		20		14			

GAME 10: VS. BOISE STATE

Official Basketball Box Score - Final
Boise St. at BYU
 12:09:23 Marriott Center, Provo
 2023-24 Women's Basketball
 Game Time: 2:00 PM
 Game Duration: 1:51
 Attendance: 2,722
 Officials: Cameron Inouye, Brian Garland, Corey Long

Boise St. - 50													Record: 7-3																													
NO.	Name	Min	FG	3P	FT	Rebounds	Fouls	TP	AS	TO	ST	Blocks	+	-																												
			M-A	M-A	M-A	OR	DR	PF	FD			BS	BA	+	-																											
22	Trista Hull	F	20:11	2-8	0-0	0-0	2	8	10	4	3	4	1	0	2	0	-3																									
32	Natalie Pasco	F	23:44	3-5	0-1	2-2	0	0	0	1	1	8	2	1	0	0	-10																									
33	Abby Muse	F	28:46	6-14	0-0	1-5	3	5	8	3	4	13	1	2	1	1	4	-15																								
1	Mya Hansen	G	16:33	2-6	2-3	0-0	0	0	0	0	1	6	0	2	1	0	0	0																								
12	Mary Kay Naro	G	28:58	0-8	0-2	0-0	1	2	3	2	2	0	0	1	0	1	2	-13																								
4	Dani Bayes	F	18:45	2-5	0-3	0-0	0	0	0	0	0	4	2	1	0	0	-9																									
15	Alyssa Christensen	F	08:31	1-1	1-1	0-0	1	1	1	0	3	0	1	2	0	0	-3																									
23	Eloise Laithe	G	08:45	2-6	0-1	0-2	1	3	4	4	2	4	0	0	1	1	0	-3																								
2	Linsey Lovrovich	F	15:45	2-6	0-2	1-4	2	0	2	1	3	5	0	0	0	0	-14																									
0	Tatum Thompson	F	12:07	0-4	0-4	2-2	0	4	4	2	1	2	3	1	0	0	-7																									
24	Jayda Clark	F	06:38	0-0	0-0	0-0	0	0	0	0	0	0	0	0	0	0	-3																									
11	Kaitlin Burgess	F	04:36	0-1	0-0	1-2	0	0	0	0	1	1	0	0	0	0	0	0																								
5	Allie Hueckman	F	04:03	0-1	0-1	0-0	0	0	0	0	0	0	0	0	0	0	0	0																								
21	Sydney McQuitor	F	01:40	0-1	0-0	0-0	0	0	0	0	0	0	0	0	0	0	0	1																								
30	Mackenzie Naro	F	00:58	0-0	0-0	0-0	0	0	0	0	0	0	0	0	0	0	0	3																								
Team																																										
Totals		20-66		3-18		7-17		13		26		39		18		50		14		13		4		5		7		-15														

BYU - 65													Record: 8-2																															
NO.	Name	Min	FG	3P	FT	Rebounds	Fouls	TP	AS	TO	ST	Blocks	+	-																														
			M-A	M-A	M-A	OR	DR	PF	FD			BS	BA	+	-																													
12	Lauren Gustin	F	33:42	6-11	0-0	4-10	7	11	18	2	9	16	2	6	0	2	14																											
25	Emma Calvert	F	27:02	3-9	0-2	0-0	2	12	14	5	1	6	3	3	2	3	1	16																										
1	Amari Whiting	G	29:39	1-6	0-4	3-4	0	4	2	2	5	4	3	1	0	0	0	9																										
10	Kalley Woolston	G	29:59	7-11	4-4	0-0	1	1	2	0	18	3	0	1	0	1	23																											
11	Kaylee Smiler	G	34:01	3-6	2-2	0-2	2	2	3	2	8	5	3	2	2	0	10																											
30	Lauren Davenport	F	21:29	2-8	1-5	3-4	0	4	4	3	3	8	1	1	0	2	0	10																										
24	Rose Bubakar	F	18:25	1-5	0-1	0-0	1	4	5	1	2	2	1	0	0	0	1	4																										
4	Alfa Mataava	G	02:53	0-0	0-0	0-0	0	0	0	0	0	0	0	0	0	0	0	0																										
20	Marina Mata	F	01:40	0-0	0-0	0-0	0	0	0	0	0	0	0	0	0	0	0	-1																										
21	Heather Hamson	F	01:40	1-1	0-0	0-0	0	0	0	0	0	0	0	0	0	0	0	-1																										
15	McKinley Willardson	F	00:57	0-0	0-0	0-0	0	0	0	0	0	0	0	0	0	0	0	-3																										
2	Kylie Krebs	F	00:33	0-0	0-0	0-0	0	0	0	0	0	0	0	0	0	0	0	0																										
Team																																												
Totals		24-57		7-18		10-22		12		40		52		18		19		65		19		17		6		7		5		15														

Biggest lead		BSU		BYU		Points from		BSU		BYU		Period by Period Scoring	
3 (1 st 6:05)		18 (4 th 3:39)		10		11		13		13		1st 2nd 3rd 4th TOT	
Best Scoring Run		5 (3 rd 7:00)		7 (2 nd 9:21)		Paint		28		30		BYU 13 13 11 13 50	
Lead Changes		3		Second Chance		7		4		2			
Times Tied		2		Fast Breaks		5		10		2			
Time with Lead		01:56		35:21		Bench		19		12			

GAME 11: VS. IDAHO STATE

Official Basketball Box Score - Final
Idaho St. at BYU
 12:16:23 Marriott Center, Provo
 2023-24 Women's Basketball
 Game Time: 2:00 PM
 Game Duration: 2:28
 Attendance: 1,911
 Officials: Maj Forsberg, Teresa Turner, Nicole Leon

Idaho St. - 76													Record: 4-5												
NO.	Name	Min	FG																						

GAME 13: VS. NEVADA (AT MISSOURI STATE)

Official Basketball Box Score - Final
Nevada at BYU
 12/21/23 Great Southern Bank Arena, Springfield
 2023-24 Women's Basketball
 Game Time: 12:00 PM
 Game Duration: 1:51
 Officials: Missy Brooks, Jessica Fortner, Ty Bills

Nevada - 59													Record: 6-7														
NO. Name	Min	FG	3P	FT	Rebounds	Fouls	TP	AS	TO	ST	Blocks	+	Shooting By Period														
		M-A	M-A	M-A	OR DR TOT	PF FD					BS BA	+	1st	2nd	3rd	4th	GM	FT%	3PT%	FT%	GM	FT%	3PT%	FT%			
23 Lexie Givens	F	32:49	4-11	1-4	1-1	3	7	10	5	2	10	0	2	1	3	1	-6	1st	FG%	7-15	46.7%	3PT%	1-4	25.0%	FT%	1-1	100%
24 Kennedy Lee	F	27:26	7-13	1-2	1-3	2	0	2	3	2	16	2	1	1	0	2	-10	2nd	FG%	2-15	13.3%	3PT%	2-5	40.0%	FT%	0-0	0%
4 Audrey Roden	G	24:45	4-12	1-3	3-5	0	1	1	4	6	12	3	2	4	0	1	-11	3rd	FG%	5-18	27.8%	3PT%	1-5	20.0%	FT%	1-2	50%
5 Kaylee Borden	G	28:14	1-5	0-2	0-0	0	1	1	2	1	2	1	0	1	0	1	-8	4th	FG%	10-20	50.0%	3PT%	1-6	16.7%	FT%	4-8	50%
10 Dymonique Maxie	G	22:56	2-8	0-2	0-0	0	2	2	1	2	4	2	3	3	0	2	-5	GM	FG%	24-68	35.3%	3PT%	5-20	25.0%	FT%	6-11	54.5%
11 Victoria Davis		13:21	1-3	0-0	1-2	0	1	1	0	3	3	0	2	2	0	0	-11	FT%	6-11	54.5%							
52 Natalia Lathrop		12:29	1-3	0-0	0-0	1	1	2	0	0	2	0	1	1	0	0	-10										
2 Izzy Sullivan		18:24	3-9	2-6	0-0	0	0	0	1	0	8	0	0	0	0	0	0										
31 Tiffany Su		12:00	0-1	0-0	0-0	0	1	1	0	0	0	0	1	0	0	0	-4										
20 Rakiyah Jackson		07:22	1-2	0-0	0-0	0	0	0	0	3	2	0	0	2	0	0	0										
32 Gabby Gaultre		00:14	0-1	0-1	0-0	0	0	0	0	0	0	0	0	0	0	0	0										
Team																											
Totals		24:68	5-20	6-11	9	15	24	20	16	59	8	12	15	3	7	-13											

BYU - 72													Record: 10-3														
NO. Name	Min	FG	3P	FT	Rebounds	Fouls	TP	AS	TO	ST	Blocks	+	Shooting By Period														
		M-A	M-A	M-A	OR DR TOT	PF FD					BS BA	+	1st	2nd	3rd	4th	GM	FT%	3PT%	FT%	GM	FT%	3PT%	FT%			
12 Lauren Gustin	F	34:27	11-15	0-0	1-6	3	10	13	2	5	23	1	2	0	0	1	11	1st	FG%	6-10	60.0%	3PT%	1-4	25.0%	FT%	1-4	25%
25 Emma Calvert	F	28:24	2-5	1-3	3-4	1	8	9	4	2	8	1	2	0	0	0	5	2nd	FG%	8-18	44.4%	3PT%	2-6	33.3%	FT%	0-0	0%
1 Amari Whiting	G	28:54	4-7	2-4	1-2	1	7	8	3	3	11	2	5	1	0	0	8	3rd	FG%	7-12	58.3%	3PT%	3-5	60.0%	FT%	2-2	100%
10 Kailey Woolston	G	36:24	2-6	2-5	6-6	0	2	2	2	8	12	6	6	0	1	1	17	4th	FG%	6-11	54.5%	3PT%	1-3	33.3%	FT%	1-3	33.3%
30 Lauren Davenport	G	32:55	4-9	2-5	0-0	2	3	5	1	0	10	3	5	0	2	0	11	GM	FG%	27-51	52.9%	3PT%	7-18	38.9%	FT%	11-18	61.1%
4 Al'a Mata'avao		16:59	1-6	0-1	0-0	2	1	3	3	0	2	0	1	1	1	5											
24 Rose Bubaakar		11:51	0-0	0-0	0-0	0	3	3	0	2	0	1	1	1	0	0	9										
21 Heather Hamson		09:08	3-3	0-0	0-0	0	0	0	1	0	6	0	0	0	0	0	1										
20 Marina Mata		00:58	0-0	0-0	0-0	0	0	0	0	0	0	0	0	0	0	-2											
Team																											
Totals		27:51	7-18	11-18	10	36	46	16	20	72	16	23	2	7	3	13											

NEV		BYU		Points from		NEV		BYU		Period by Period Scoring						
Biggest lead	4 (1st 1:00)	21 (3rd 1:33)	Turnovers	12	12	1st	2nd	3rd	4th	TOT	NEV	16	6	12	25	59
Best Scoring Run	9 (1st 1:00)	13 (3rd 1:33)	Paint	30	36	BYU	14	18	19	21	72					
Lead Changes	2		Second Chance	10	14											
Times Tied	2		Fast Breaks	12	6											
Time with Lead	02:20	35:47	Bench	15	8											

GAME 14: AT TCU

Official Basketball Box Score - Final
BYU at TCU
 12/30/23 Ed and Rae Schollmaier Arena, Fort Worth
 2023-24 Women's Basketball
 Game Time: 4:00 PM
 Game Duration: 1:37
 Attendance: 2,572
 Officials: Brian Garland, In'Firi Robinson, Zac Brest

BYU - 67													Record: 10-4 (0-1)														
NO. Name	Min	FG	3P	FT	Rebounds	Fouls	TP	AS	TO	ST	Blocks	+	Shooting By Period														
		M-A	M-A	M-A	OR DR TOT	PF FD					BS BA	+	1st	2nd	3rd	4th	GM	FT%	3PT%	FT%	GM	FT%	3PT%	FT%			
12 Lauren Gustin	F	38:30	5-17	0-1	0-0	6	10	16	2	2	10	0	0	1	0	3	-17	1st	FG%	4-11	36.4%	3PT%	1-6	16.7%	FT%	4-4	100%
25 Emma Calvert	F	22:02	3-7	2-3	0-0	0	5	5	4	1	8	1	1	2	0	0	-10	2nd	FG%	7-16	43.8%	3PT%	4-7	57.1%	FT%	0-0	0%
1 Amari Whiting	G	33:53	3-8	2-6	5-6	0	5	5	3	4	13	6	0	1	0	0	-17	3rd	FG%	5-19	26.3%	3PT%	1-5	20.0%	FT%	1-3	33.3%
10 Kailey Woolston	G	37:02	6-14	3-8	0-0	1	0	1	3	1	15	4	0	1	0	0	-16	4th	FG%	8-16	50.0%	3PT%	3-6	50.0%	FT%	5-6	83.3%
11 Kaylee Smiler	G	38:51	2-5	0-2	5-7	0	0	0	3	5	9	5	4	0	1	0	-18	GM	FG%	32-63	50.8%	3PT%	9-24	37.5%	FT%	10-13	76.9%
30 Lauren Davenport		14:20	2-5	1-2	0-0	0	0	0	1	0	5	0	1	0	0	0	-4										
21 Heather Hamson		04:50	0-1	0-0	0-0	0	0	0	0	0	0	0	1	0	0	1	-3										
24 Rose Bubaakar		08:36	3-5	1-2	0-0	0	1	1	2	0	7	3	0	0	0	0	7										
4 Al'a Mata'avao		01:09	0-0	0-0	0-0	0	1	1	0	0	0	0	0	0	0	0	4										
20 Marina Mata		00:47	0-0	0-0	0-0	0	0	0	0	0	0	0	0	0	0	0	4										
Team																											
Totals		24:62	9-24	10-13	8	23	31	18	13	67	19	7	5	1	4	-14											

TCU - 81													Record: 14-0 (1-0)														
NO. Name	Min	FG	3P	FT	Rebounds	Fouls	TP	AS	TO	ST	Blocks	+	Shooting By Period														
		M-A	M-A	M-A	OR DR TOT	PF FD					BS BA	+	1st	2nd	3rd	4th	GM	FT%	3PT%	FT%	GM	FT%	3PT%	FT%			
13 Sedona Prince	F	37:23	10-20	1-1	4-5	2	8	10	2	7	25	1	2	0	3	0	21	1st	FG%	8-15	53.3%	3PT%	4-4	100.0%	FT%	2-2	100%
1 Jaden Owens	G	34:07	7-10	0-0	1-1	0	6	6	3	5	15	10	3	0	1	0	17	2nd	FG%	6-16	37.5%	3PT%	1-1	100.0%	FT%	0-0	0%
3 Madison Conner	G	36:14	8-17	2-3	3-3	1	2	3	2	2	21	2	1	0	0	1	19	3rd	FG%	10-16	62.5%	3PT%	1-2	50.0%	FT%	3-5	60%
5 Una Jovanovic	G	34:54	2-5	1-3	1-2	0	4	4	2	4	6	5	0	0	0	0	14	4th	FG%	6-16	37.5%	3PT%	2-9	22.2%	FT%	4-4	100%
21 Agnes Emma-Nhopu	G	38:09	5-9	4-7	0-0	3	8	11	3	0	14	2	0	2	0	0	20	GM	FG%	32-63	50.8%	3PT%	8-16	50.0%	FT%	9-11	81.8%
23 Aaliyah Roberson		14:18	0-1	0-1	0-0	0	1	1	0	0	0	0	0	0	0	0	-6										
24 DaiJa Turner		02:37	0-0	0-0	0-0	0	0	0	0	0	0	0	0	0	0	0	-7										
2 Tara Manumaleuga		01:09	0-0	0-0	0-0	0	0	0	0	0	0	0	0	0	0	0	-4										
55 Victoria Flores		01:09	0-1	0-1	0-0	0	0	0	0	0	0	0	0	0	0	0	-4										
Team																											
Totals		32:63	8-16	9-11	6	29	35	13	18	81	20	6	3	4	1												