



MOUNTAINEER FOOTBALL

WVUSPORTS.COM

PO BOX 877 // MORGANTOWN, WV 26507-0877 // 304.293.2821 PHONE

BEANIE BISHOP JR.



WEST VIRGINIA MOUNTAINEERS

2023 Record: 5-3, 3-2 Big 12
Head Coach: Neal Brown
Alma Mater:.....UMass ('02)
Record at WVU: 27-28 (5th)
Overall Record: 62-44 (9th)

GAME 9

DATE:
Saturday, Nov. 4, 2023

TIME: 7 p.m. (ET)

LOCATION: Morgantown, W.Va.

STADIUM: Milan Puskar Stadium
(60,000)

LIVE BROADCAST:
FS1

LIVE AUDIO:
Mountaineer Sports Network by
Learfield
WVU Game Day Apps and WVUSports.com

TWITTER UPDATES: @wvufootball

LIVE STATS:
WVU.Statbroadcast.com



BYU COUGARS

2023 Record: 5-3, 2-3 Big 12
Head Coach: Kalani Sitake
Alma Mater: BYU ('00)
Record at BYU: 61-37 (8th)
Overall Record: 61-37 (8th)

NOTING THE MOUNTAINEERS

- The 2023 season marks West Virginia's 131st season of football. The Mountaineers are the 15th winningest program in college football
- The 2023 year marks the 44th season of competition for West Virginia at Milan Puskar Stadium. WVU has a 195-76-4 (.709) all-time mark at the facility, which opened in 1980
- WVU is 14-5-1 in games played on Nov. 4, including 9-1-1 at home. The last time WVU played on that date was in 2017 against Iowa State (W/20-17)
- The Mountaineers are 98-15 since 2002 when winning the turnover battle
- West Virginia is ranked No. 17 nationally in fewest penalties per game (36) and No. 28 in fewest penalty yards (341)
- West Virginia has three blocked kicks for the season, ranking No. 3 nationally
- West Virginia is averaging 33:44 per game of possession time, ranking No. 4 nationally
- The Mountaineers are No. 13 nationally in punt return defense, surrendering 1.70 yards per return on 10 returns with a long of 11 yards

- The Mountaineers are No. 2 in the Big 12 and No. 15 nationally in fewest sacks allowed per game (1.12)
- The WVU offense is producing 203.2 rushing yards per game, ranking No. 16 nationally
- WVU has the longest streak in Power 5 for rushing games of 140 yards or more in the nation (11), three more than any other team
- The 286 rushing yards by WVU vs. UCF were the most rushing yards by WVU against an FBS team since 2017
- West Virginia's five rushing touchdowns vs. UCF were the most against an FBS team since 2017
- West Virginia's defense has produced 6.4 tackles for loss per game, ranking No. 38 nationally
- WVU has thrown only four interceptions this season, ranking No. 12 nationally
- WVU is averaging 14.12 yards per completion this season, ranking No. 2 in the Big 12 and No. 18 nationally
- Cornerback Beanie Bishop Jr. is ranked No. 1 nationally in passes defended (16 total, 2.0 per game) and pass breakups (12) and tied for No. 6 in interceptions

THE SERIES

All-Time Series WVU leads 1-0
 In Morgantown First Meeting
 In Provo 0-0
 At Neutral Site WVU leads 1-0
 First Meeting 2016, WVU 35-32 (N)
 Last Meeting 2016, WVU 35-32 (N)
 Brown vs. BYU First Meeting
 Brown vs. Sitake First Meeting
 Sitake vs. WVU 0-1

- Receiver Devin Carter is ranked No. 31 nationally in yards per reception (17.9)
- Quarterback Garrett Greene is ranked No. 5 nationally in passing yards per completion (15.76), No. 22 in rushing touchdowns (8), No. 31 in yards per pass attempt (8.43), and No. 36 in points responsible for per game (14.3)
- Greene has recorded the most missed tackles forced by a quarterback in the Big 12 (22) and ranks No. 5 nationally in Power 5
- Running back CJ Donaldson is ranked No. 36 nationally in rushing touchdowns (7)
- Kicker Michael Hayes is hitting 90.0% of his field goal attempts (9/10), ranking No. 1 in the Big 12 and No. 17 nationally
- Punt returner Preston Fox is No. 18 nationally in yards per return (10.8)

2023 SCHEDULE & RESULTS



AT PENN STATE
Sept. 2
L/38-15
NBC



DUQUESNE
Sept. 9
W/56-17
Big 12 Now



PITT
Sept. 16
W/17-6
ABC



TEXAS TECH
Sept. 23
W/20-13
Big 12 Now



AT TCU
Sept. 30
W/24-21
ESPN2



AT HOUSTON
Oct. 12 (Thurs.)
L/41-39
FS1



OKLAHOMA STATE
Oct. 21
L/48-34
ESPN



AT UCF
Oct. 28
W/41-28
FS1



BYU
Nov. 4
7 p.m.
FS1



AT OKLAHOMA
Nov. 11
TBA



CINCINNATI
Nov. 18
TBA



AT BAYLOR
Nov. 25
TBA



GAME COVERAGE

TV FS1
 Alex Faust (PBP), Robert Smith (analyst)
 Radio Mountaineer Sports Network
 Tony Caridi (PBP), Dwight Wallace (analyst),
 Jed Drenning (sideline),
 Andrew Caridi, John Antonik (Pre/Postgame Show)
 Satellite Radio Broadcast SiriusXM
 Sirius Ch 109 or 200
<https://siriusxm.us/SXM954>
 Live Statistics wvu.statbroadcast.com
 Twitter Updates @WVUFootball

NATIONAL RANKINGS

ASSOCIATED PRESS // OCT. 29, 2023

School	Points	Record	Prev. Rank
1 Georgia (48)	1553	8-0	1
2 Michigan (9)	1494	8-0	2
3 Ohio State (3)	1446	8-0	3
4 Florida State (3)	1421	8-0	4
5 Washington	1327	8-0	5
6 Oregon	1235	7-1	8
7 Texas	1189	7-1	7
8 Alabama	1114	7-1	9
9 Penn State	1044	7-1	10
10 Oklahoma	1010	7-1	6
11 Ole Miss	990	7-1	12
12 Notre Dame	847	7-2	14
13 LSU	816	6-2	15
14 Missouri	714	7-1	16
15 Louisville	666	7-1	18
16 Oregon State	557	6-2	11
17 Air Force	526	8-0	19
18 Utah	510	6-2	13
19 Tennessee	473	6-2	21
20 UCLA	331	6-2	23
21 Tulane	303	7-1	22
22 Kansas	250	6-2	NR
23 JMU	192	8-0	25
24 USC	139	7-2	24
25 Kansas State	112	6-2	NR

ARV: Florida 34, Liberty 17, Kansas State 16, Miami 12, Fresno State 8, Oklahoma State 5, Toledo 3, Kentucky 2, Rutgers 2, UNLV, Wisconsin

AFCA COACHES POLL // OCT. 29, 2023

School	Points	Record	Prev. Rank
1. Georgia (58)	1590	8-0	1
2. Michigan (3)	1520	8-0	2
3. Ohio State (3)	1454	8-0	3
4. Florida State	1439	8-0	4
5. Washington	1344	8-0	5
6. Texas	1212	7-1	7
7. Oregon	1211	7-1	9
8. Alabama	1187	7-1	8
9. Penn State	1072	7-1	10
10. Ole Miss	1021	7-1	11
11. Oklahoma	948	7-1	6
12. Notre Dame	847	7-2	14
13. LSU	809	6-2	15
14. Missouri	741	7-1	16
15. Louisville	701	7-1	18
16. Tennessee	553	6-2	20
17. Air Force	523	8-0	19
18. Utah	509	6-2	13
19. Oregon State	465	6-2	12
20. UCLA	309	6-2	24
21. Tulane	304	7-2	23
22. USC	239	6-2	22
23. Kansas	182	6-2	NR
24. JMU	169	8-0	25
25. North Carolina	120	6-2	17

RV: Kansas State 85, Oklahoma State 62, Fresno State 51, Miami (FL) 35, Duke 33, Iowa 20, Arizona 18, Liberty 15, SMU 6, Florida 3, UNLV, Toledo, Kentucky.



JAHMIEM WHITE

MICHAEL HAYES

STATISTICAL COMPARISONS

West Virginia	WVU Opponents	BYU Opponents
30.8	26.5	24.9
173	158	131
203.3	148.0	81.3
197.8	230.0	219.4
401.0	378.0	300.6
18.1	24.2	21.5
9.2	1.7	3.6
9-16.2	4-10.5	12-16.3
10-6	5-2	8-4
36-341	49-431	37-285
41.0	37.3	41.5
9-10	8-14	8-10
33:44	26:16	28:58
49-114 (43%)	40-107 (37%)	30-106 (28%)
12-23 (52%)	8-16 (50%)	8-15 (53%)
15-99	9-53	8-77
29-35 (83%)	21-25 (84%)	23-26 (88%)

THE 2023 ROSTER

- The 2023 roster currently consists of 113 players from 24 different states and four foreign countries: Australia (1), Finland (1), Sweden (1) and The Netherlands (1).
- Leading the way is West Virginia (19), Florida (13), Pennsylvania (13), Ohio (12), Georgia (8), Kentucky (6), Maryland (5), North Carolina (5), South Carolina (3), New Jersey (3), New York (3), Virginia (3), Alabama (2), Delaware (2), Michigan (2), Texas (2), Arizona, Colorado, Indiana, Illinois, Massachusetts, Mississippi, Missouri and Washington.

AT HOME

- The 2023 season marks the 44th season of competition for West Virginia at Milan Puskar Stadium. WVU holds a 195-76-4 (.709) all-time mark at the facility, which opened in 1980.
- The Mountaineers defeated Duquesne, 56-17, in their 2023 home opener on Sept. 9, Pitt in the 106th Backyard Brawl, 17-6, on Sept. 16 and the third in a row against Texas Tech, 20-13, on Sept. 23. WVU dropped its first home game of the season against Oklahoma State on Oct. 21.

ON TURF

- Since 1980, West Virginia is 268-128-4 in games played on artificial turf surfaces.
- WVU was 57-29 on turf in the 1990s, 66-21 on turf in the 2000s, 62-40 during the 2010s and 19-15 during the 2020s on turf

MOUNTAINEER GRADUATES

- Twenty-two student-athletes on the 2023 football team have already graduated with their bachelor's degree: Leighton Bechdel (P), Beanie Bishop Jr. (CB), Devin Carter (WR), Anthony Del Negro (DL), Lance Dixon (Spear), Marcis Floyd (S), Luke Hamilton (FB), Davoan Hawkins (DL), Michael Hayes (K), Ja'Quay Hubbard (OL), Lee Kpogba (LB), Grayson Malashevich (WR), Nick Malone (OL), Noah Massey (WR), Montre Miller (CB), Fatorma Mulbah (DL), Doug Nester (OL), Malachi Ruffin (CB), Kole Taylor (TE), Jalen Thornton (DL), Anthony Wilson (S) and Brandon Yates (OL).

ON NETWORK TELEVISION

- The FS1 broadcast of the BYU game marks the 319th network television game for WVU.
- All-time, the Mountaineers are 166-151-1 in nationally televised games.

SERIES HISTORY WITH BYU

- The only meeting between West Virginia and BYU was played at FedExField in Landover, Maryland, on Sept. 24, 2016. WVU won the game, 35-32, to post a 1-0 series advantage.
- Skyler Howard completed 31-of-40 passes for 332 yards and a touchdown. Justin Crawford finished with 86 yards on nine carries, Rushel Shell had two touchdowns and Howard had one. Shelton Gibson finished with 144 yards on four catches and Dakiel Shorts had a touchdown.
- Kyzir White led the Mountaineers with nine tackles, Jarrod Harper had eight and Maurice Fleming had seven tackles, forced fumble and had an interception to seal the victory.



COMPARING THE TWO NATIONALLY

	WVU	BYU
Scoring Offense	48 (30.8)	85 (24.9)
Scoring Defense	73 (26.5)	67 (25.6)
Rushing Offense	16 (203.2)	127 (81.2)
Rushing Defense	75 (148.0)	82 (154.5)
Passing Offense	101 (197.8)	78 (219.4)
Total Offense	59 (401.0)	123 (300.6)
Passes Had Intercepted	12 (4)	49 (6)
Pass Defense	68 (230.0)	81 (236.9)
Total Defense	69 (378.0)	85 (391.4)
Kickoff Returns	91 (18.08)	45 (21.53)
Punt Returns	59 (9.20)	111 (3.62)
Net Punting	39 (40.53)	24 (41.23)
Passing Efficiency	76 (131.65)	90 (124.37)
Turnover Margin	54 (0.12)	8 (1.00)
Interceptions	24 (9)	5 (12)
Pass Eff. Defense	64 (130.44)	52 (127.22)
First Downs	58 (173)	123 (131)
First Down Defense	64 (158)	74 (161)
Third Down Conv.	44 (43.0)	125 (29.0)
Opponent Third Down	62 (37.4)	107 (44.4)
Fourth Down Conv.	61 (52.2)	57 (53.3)
Opponent Fourth Down	65 (50.0)	16 (33.3)
Sacks By	88 (1.88)	128 (1.00)
Sacks Against	15 (1.12)	32 (1.50)
Tackles for Loss	38 (6.4)	122 (4.1)
Tackles for Loss Allowed	38 (4.75)	93 (6.38)
Penalties	17 (36)	20 (37)
Possession Time	4 (33:44)	93 (28:58)
Punt Return Defense	13 (1.70)	115 (14.14)
Kickoff Return Defense	115 (24.24)	74 (20.42)
Turnovers Gained	68 (11)	18 (18)
Fumbles Gained	109 (2)	26 (6)
Red Zone Offense	78 (82.9%)	39 (88.5%)
Red Zone Defense	72 (84.0%)	13 (72.0%)

NIGHT GAMES

- West Virginia is 85-76-3 all-time in games played after 5 p.m., including 44-48-1 on the road, 34-17-2 at home and 7-11 at a neutral site.
- The first night game in WVU history was played at George Washington (L 19-0) in 1940.

AGAINST RANKED TEAMS

- Beginning with a 27-0 loss to Fordham on Oct. 18, 1941, West Virginia has played 170 games against nationally ranked teams. Of those, 51 have been Mountaineer victories.
- Since 1999, WVU has posted 27 victories over ranked teams. Penn State was ranked No. 7 in the Associated Press and AFCA Coaches Polls.

OVERTIME GAMES

- The 27-21, double-overtime win over Baylor in 2020 marked the 15th and most recent overtime game in West Virginia history. The Mountaineers own a 7-8 record in overtime games.
- West Virginia played its first overtime game against Pitt in 1997, dropping a three-overtime thriller, 41-38.

Overtime Games

Oct. 3, 2020	WVU 27, Baylor 21, 2OT
Oct. 10, 2015	Oklahoma State 33, WVU 26, OT
Nov. 30, 2013	Iowa State 52, WVU 44, 3OT
Nov. 9, 2013	Texas 47, WVU 40, OT
Nov. 2, 2013	WVU 30, TCU 27, OT
Nov. 3, 2012	TCU 39, WVU 38, 2OT
Oct. 29, 2010	UConn 16, WVU 13, OT
Sept. 10, 2010	WVU 24, Marshall 21, OT
Nov. 8, 2008	Cincinnati 26, WVU 23, OT
Sept. 18, 2008	Colorado 17, WVU 14, OT
Dec. 2, 2006	WVU 41, Rutgers 39, 3OT
Oct. 15, 2005	WVU 46, Louisville 44, 3OT
Sept. 18, 2004	WVU 19, Maryland 16, OT
Nov. 11, 2000	WVU 31, Rutgers 24, 2OT
Nov. 28, 1997	Pitt 41, WVU 38, 3OT

2023 Big 12 Standings

	Big 12	Pct.	Overall	Pct.
Oklahoma	4-1	.800	7-1	.875
Texas	4-1	.800	7-1	.875
Oklahoma State	4-1	.800	6-2	.750
Kansas State	4-1	.800	6-2	.750
Iowa State	4-1	.800	5-3	.625
Kansas	3-2	.600	6-2	.750
West Virginia	3-2	.600	5-3	.625
TCU	2-3	.400	4-4	.500
BYU	2-3	.400	5-3	.625
Texas Tech	2-3	.400	3-5	.375
Baylor	2-3	.400	3-5	.375
Houston	1-4	.200	3-5	.375
UCF	0-5	.000	3-5	.375
Cincinnati	0-5	.000	2-6	.250

NCAA ALL-TIME VICTORY LEADERS

Team	Years	Games	Record	Pct.
1. Michigan	144	1,386	997-353-36	.731
2. Ohio State	134	1,344	961-331-53	.733
3. Alabama	129	1,339	960-336-43	.732
4. Notre Dame	134	1,322	944-336-42	.730
5. Texas	131	1,367	943-391-33	.701
6. Oklahoma	129	1,333	941-339-53	.725
7. Penn State	137	1,375	926-408-41	.688
8. Nebraska	134	1,377	918-419-40	.682
9. Georgia	130	1,358	876-428-54	.663
10. USC	130	1,292	873-365-54	.696
Tennessee	127	1,338	873-412-53	.672
12. LSU	130	1,319	839-433-47	.654
13. Auburn	131	1,312	797-468-47	.626
14. Clemson	128	1,310	793-472-45	.623
15. West Virginia	131	1,347	777-525-45	.593
16. Texas A&M	129	1,324	776-500-48	.604
17. Virginia Tech	130	1,318	769-503-46	.602
Washington	134	1,284	769-465-50	.616
19. Pitt	134	1,359	760-557-42	.577
20. Florida	117	1,239	758-441-40	.627

AGAINST THE BIG 12

- West Virginia is 78-60 all-time against current members of the Big 12 Conference. WVU is 7-4 vs. Baylor; 1-0 against BYU; 16-3-1 vs. Cincinnati; 0-1 against Houston, 6-5 against Iowa State; 10-2 vs. Kansas; 6-7 against Kansas State; 3-11 vs. Oklahoma; 5-10 against Oklahoma State; 8-5 vs. TCU; 6-6 against Texas; 7-6 vs. Texas Tech and 3-0 against UCF.

AVERAGE PER DOWN

- Here's a breakdown of how the 2023 West Virginia offense is operating on first, second, third and fourth down:
- On first down, the Mountaineers have run 246 plays and have gained 1,386 yards for a 5.6 average. On second down, the Mountaineers have run 185 plays for 1,071 yards and a 5.8 average. On third down, the Mountaineers have run 114 plays for 642 yards and a 5.6 average gain. West Virginia has run 23 plays on fourth down for 109 yards and a 4.7 average.
- WVU's touchdowns have come 15 times on first down (10 rush/5 pass), eight times on second down (5 rush/3 pass), six times on third down (5 rush/1 pass) and two times on fourth down (1 rush/1 pass).

OFFENSIVE ANALYSIS

- Breaking down the West Virginia offensive numbers for the 2023 season shows that the Mountaineers have run 568 plays, 363 on the ground and 205 through the air.
- The rushing game has totaled 1,626 yards, an average of 4.5 yards per carry and 21 touchdowns. The passing attack has totaled 1,582 yards, 10 touchdowns and an average of 14.1 yards per completion.
- Combine the two and the Mountaineers have turned in 3,208 yards of total offense, 31 touchdowns, an average of 5.6 yards per play and an average of 30.8 points per game.
- Deeper analysis shows that the Mountaineer offense has gained 93 first downs by the run and 63 via the pass. On average, West Virginia has totaled 203.3 yards per game on the ground, 197.8 yards per game passing and 401.0 yards per game of total offense.

WVU'S LAST GAME: WEST VIRGINIA 41, UCF 28

ORLANDO, Fla. (Oct. 28, 2023) - West Virginia got a big road victory with a 41-28 decision at UCF in front of 44,136 fans at FBC Mortgage Stadium.

The Mountaineers took advantage of four UCF turnovers, three interceptions and one fumble, and scored 21 points off those Knight miscues to propel them to victory.

West Virginia quarterback Garrett Greene turned in yet another strong performance with three rushing touchdowns to lead the visitors. Greene's final numbers showed 55 yards rushing and 156 yards passing to go along with those three scores. The three rushing touchdown performance was the first by a Mountaineer quarterback since Pat White turned in three in 2008.

The Mountaineers struck first on the opening drive of the game, marching 75 yards to take a 7-0 lead on Greene's 6-yard run.

The advantage didn't last long as UCF answered on its first drive, when quarterback John Rhys Plumlee connected with Kobe Hudson for a 34-yard scoring toss.

WVU answered before the end of the first quarter with a 24-yard field goal by kicker Michael Hayes, which ended a 7-1 yard drive.

Second quarter action saw West Virginia extend its lead to 17-7, when running back Jahiem White scored on a 4-yard rush. The 64-yard scoring drive was set up by Beanie Bishop Jr.'s interception and subsequent 31-yard return.

UCF closed the first-half scoring on an 8-yard run from Plumlee to put the score at 17-14 in favor of the visitors at the intermission.

UCF got the ball first to start the third quarter and drove to the WVU 32-yard line before Bishop grabbed his second interception and returned it 20 yards. Greene and the Mountaineer offense took it from there, driving the remaining 68 yards to take a 24-14 lead on Greene's 7-yard run.

The Knights would not go away and closed their deficit to 24-21 later in the third, when Plumlee hit Javon Baker for a 7-yard scoring pass with 5:25 left.

However, that would be the Knights' last points until the final minute of the game, as West Virginia scored the game's next 17 points. Linebacker Lee Kpogba's sack and forced fumble by Plumlee at the 1:10 mark of the third quarter provided the spark for the 17-0 run.

Greene's 1-yard touchdown run at the start of the fourth quarter opened up a 31-21 advantage. Running back CJ Donaldson Jr., got in on the scoring with a 6-yard touchdown, which was set up by Greene's 13-yard completion to EJ Horton on fourth-and-2. Hayes ended the scoring run with a 41-yard field goal, putting the score at 41-21 with 5:07 left to play.

The Knights added a score late, but when West Virginia recovered the onside kick and Donaldson scampered for 32 yards, all that was left for the visitors to do was take a knee to end the game.

Aside from Greene's numbers, Donaldson added 121 yards rushing, and White chipped in 85 yards on the ground.

For the Knights, Plumlee finished with 274 yards passing and three scores, while RJ Harvey turned in 100 yards rushing.

Final numbers showed West Virginia with 286 rushing yards and 164 passing for 450 total yards. UCF gained 189 yards on the ground and 274 through the air for 463 total yards.

The win gave West Virginia a 3-0 lead in the all-time series against UCF with a 2-0 mark in Orlando. As conference members of the Big 12, the Mountaineers are 1-0 vs. UCF.



GARRETT GREENE

LEE KPOGBA

Scoring and Statistical Summary

	1	2	3	4	F
West Virginia	10	7	7	17	41
UCF	7	7	7	7	28

1st	WVU - Garrett Greene 6 rush (Michael Hayes kick) UCF - Kobe Hudson 34 pass from John Rhys Plumlee (Colton Boomer kick) WVU - Hayes 24 FG
2nd	WVU - Jahiem White 4 rush (Hayes kick) UCF - Plumlee 8 rush
3rd	WVU - Greene 7 rush (Hayes kick) UCF - Javon Baker 7 pass from Plumlee (Boomer kick)
4th	WVU - Greene 1 rush (Hayes kick) WVU - Donaldson 6 rush (Hayes kick) WVU - Hayes 41 FG UCF - Hudson 16 pass from Plumlee (Hale kick)

	WVU	UCF
First Downs	25	27
Rushes/Yards	50/286	33/189
Passing Yardage	164	274
Passes	15/24/0	25/36/3
Punts	2/84/42.0	1/36/36.0
Fumbles/Lost	3/1	1/1
Return Yardage	70	18
Penalties/Yards	4/35	6/56
Time of Possession	36:06	23:54

WVU RUSHING: Donaldson 17-121, White 9-85; WVU PASSING: Greene 14-23-0-156; WVU RECEIVING: Carter 3-47, Fox 3-33; WVU TACKLES (TFL/QS): Kpogba 8 (1/1); WVU INTERCEPTIONS: Bishop (2), Floyd.

UCF RUSHING: Harvey 14-100; UCF PASSING: Plumlee 25-36-3-274; UCF RECEIVING: Hudson 3-66, Baker 4-43; UCF TACKLES (TFL/QS): Johnson 11; UCF INTERCEPTIONS: None.

Attendance - 44,136

COMPARING THE TWO IN CONFERENCE

	WVU	BYU
Scoring Offense	7 (30.8)	12 (24.9)
Scoring Defense	9 (26.5)	8 (25.6)
Rushing Offense	5 (203.2)	14 (81.2)
Rushing Defense	7 (148.0)	9 (154.5)
Passing Offense	14 (197.8)	12 (219.4)
Total Offense	10 (401.0)	14 (300.6)
Passes Had Intercepted	1 (4)	7 (6)
Pass Defense	6 (230.0)	10 (236.9)
Total Defense	7 (378.0)	9 (391.4)
Kickoff Returns	14 (18.08)	5 (21.53)
Punt Returns	8 (9.20)	13 (3.62)
Net Punting	7 (40.53)	5 (41.23)
Passing Efficiency	9 (131.65)	11 (124.37)
Turnover Margin	10 (0.12)	2 (1.00)
Interceptions	4 (9)	3 (12)
Pass Eff. Defense	9 (130.44)	7 (127.22)
First Downs	9 (173)	13 (131)
First Down Defense	8 (158)	11 (161)
Third Down Conv.	6 (43.0)	14 (29.0)
Opponent Third Down	6 (37.4)	12 (44.4)
Fourth Down Conv.	8 (52.2)	7 (53.3)
Opponent Fourth Down	7 (50.0)	3 (33.3)
Sacks By	10 (1.88)	14 (1.00)
Sacks Against	2 (1.12)	7 (1.50)
Tackles for Loss	6 (6.4)	14 (4.1)
Tackles for Loss Allowed	7 (4.75)	13 (6.38)
Penalties	3 (36)	4 (37)
Possession Time	1 (33:44)	10 (28:58)
Punt Return Defense	3 (1.70)	12 (14.14)
Kickoff Return Defense	13 (24.24)	7 (20.42)
Turnovers Gained	8 (11)	1 (18)
Fumbles Gained	12 (2)	2 (6)
Red Zone Offense	7 (82.9%)	4 (88.5%)
Red Zone Defense	10 (84.0%)	2 (72.0%)

RUNNING FOR 100

- In the Neal Brown era, the Mountaineers are 23-7 when rushing for at least 100 yards.
- 2019 (NC State - 173/W, Kansas - 192/W)
- 2020 (Eastern Kentucky - 329/W, Baylor - 134/W, Kansas - 226/W, Kansas State - 184/W, TCU - 180/W)
- 2021 (LIU - 198/W, Virginia Tech - 180/W, TCU - 229/W, Iowa State - 122/W, Texas - 158/W, Kansas - 261/W)
- 2022 (Pitt - 190/L, Kansas - 146/L, Towson - 316/W, Virginia Tech - 218/W, Baylor - 217/W, TCU - 155/L, Oklahoma - 203/W, Kansas State - 153/L, Oklahoma State - 250/W)
- 2023 (Penn State - 146/L, Duquesne - 304/W, Pitt - 151/W, Texas Tech - 157/W, TCU - 201/W, Houston - 155/L, Oklahoma State - 226/L, UCF 286/W)



COACHING STAFF ASSIGNMENTS

- Here's a breakdown of the WVU coaching staff assignments for the 2023 season:
 - Matt Moore (AHC-OL/Field)
 - Chad Scott (OC-RB/Field)
 - Jordan Lesley (DC-OLB/Field)
 - ShaDon Brown (Co-DC-DBs/Press Box)
 - Jeff Koonz (ST Coordinator-ILB/Press Box)
 - Sean Reagan (PGC-QB/Press Box)
 - Andrew Jackson (DL/Field)
 - Bilal Marshall (WR/Field)
 - Blaine Stewart (TE/Field)
 - Dontae Wright (S/Field)

FIRST-TIME STARTERS

- Fifteen Mountaineers have earned their first career start during the 2023 season: Jaylen Anderson (RB), Beanie Bishop Jr. (CB), Devin Carter (WR), Hudson Clement (WR), Ben Cutter (LB), TreyLAN Davis (TE), Preston Fox (WR), EJ Horton (WR), Trey Lathan (LB), Mike Lockhart (DL), Nick Malone (OL), Nicco Marchiol (QB), Traylor Ray (WR), Kole Taylor (TE) and Anthony Wilson (S).

FOR STARTERS

- In 2023, the Mountaineers have 46 players with at least one game of starting experience.
- Tops on the list are Devin Carter (49), Doug Nester (49), Anthony Wilson (44), Zach Frazier (42), Brandon Yates (29) and Wyatt Milum (27).

TRUE AND REDSHIRT FRESHMEN

- Fifteen true freshmen have played for the Mountaineers in 2023: DJ Cotton (DL), Ben Cutter (LB), Oreyend Fisher (DL), Rodney Gallagher III (WR), James Heard Jr. (BAN), Jordan Jackson (CB), Josiah Jackson (CB), Nick Krahe (OL), Corey McIntyre Jr. (DL), DJ Oliver (RB), Aden Tagaloa-Nelson (S), Traylor Ray (WR), Jahiem White (RB), Johnny Williams IV (OL) and Cooper Young (OL).
- Nineteen redshirt freshmen have played for West Virginia in 2023: Derek Berlitz (DL), Donald Brandel (LB), Raleigh Collins III (Spear), Harry Hilvert (DL), Hudson Clement (WR), Will Dixon (TE), Tomiwa Durojaiye (DL), Tyler Evans (WR), Taran Fitzpatrick (WR), Charlie Katarancic (OL), Trey Lathan (LB), Landen Livingston (OL), Nicco Marchiol (QB), Colin McBee (FB), Maguire Moss (LS), Asani Redwood (DL), Christian Stokes (S), Sullivan Weidman (OL) and Jarel Williams (WR).

TAKEAWAYS

- Over the last nine years, West Virginia has produced 161 takeaways, No. 35 among Power 5 schools.
- Clemson has the most during the nine-year period with 203, Iowa and Troy have 201 and Utah has 199.

Weekly Media Planner (Monday, Oct. 30 - Sunday, Nov. 5)

Mon (30)	Tue (31)	Wed (1)	Thu (2)	Fri (3)	Sat (4)	Sun (5)
WVU Media Conference Puskas Team Room Player Interviews 12 p.m. - 1 p.m. Neal Brown 1:05 p.m. - 1:30 p.m. Coordinator Interviews 1:30 - 2 p.m. WSOC vs Texas Round Rock, Texas Big 12 Now on ESPN+ 12:30 p.m.	MSOC vs Old Dominion Morgantown, W.Va. ESPN+ 7 p.m.		FB Neal Brown Radio Show, Kegler's, 6 p.m. VB vs Texas Morgantown, W.Va. Big 12 Now on ESPN+ 6 p.m.	VB vs Texas Morgantown, W.Va. Big 12 Now on ESPN+ 5 p.m.	FB vs BYU Morgantown, W.Va. FS1 7 p.m. ROW at Head of the Occoquan Regatta Fairfax Station, Va. TBA WRES at Southeast Open Salem, Va. All Day	



PRESTON FOX

AUBREY BURKS

FIRST-TIME PLAYERS

- Forty-one Mountaineers have seen their first WVU action during the 2023 season: Beanie Bishop Jr. (CB), Tyrin Bradley (BAN), Donald Brandel (LB), Devin Carter (WR), Hudson Clement (WR), Keyshawn Cobb (S), DJ Cotton (DL), Ben Cutter (LB), Will Dixon (TE), Tomiwa Durojaiye (DL), Tyler Evans (WR), Oreyend Fisher (DL), Taran Fitzpatrick (WR), Rodney Gallagher III (WR), Luke Hamilton (FB), Davoan Hawkins (DL), Michael Hayes (K), James Heard Jr. (BAN), Harry Hilvert (DL), EJ Horton Jr. (WR), Jordan Jackson (CB), Josiah Jackson (CB), Charlie Katarincic (OL), Nick Krahe (OL), Zeiqui Lawton (DL), Landen Livingston (OL), Noah Massey (WR), Corey McIntyre Jr. (DL), Montre Miller (CB), Maguire Moss (LS), Fatorma Mulbah (DL), DJ Oliver (RB), Ja'Shaun Poke (WR), Kole Taylor (TE), Traylon Ray (WR), Aden Tagaloo-Nelson (S), Sullivan Weidman (OL), Jahiem White (RB), Johnny Williams IV, Anthony Wilson (S) and Cooper Young (OL).

OVER THE LAST NINE YEARS

- Over the last nine years, West Virginia's defense is tied for No. 24 nationally in interceptions (104) among FBS schools and is tied for No. 14 among Power 5 schools.
- In 2015, the Mountaineer defense finished with 23 interceptions, ranking No. 2 nationally. WVU also was No. 5 nationally in turnovers gained (31).
- WVU finished with 11 interceptions in 2016, 14 in 2017, 15 in 2018, eight in 2019, 11 in 2020, nine in 2021, four in 2022 and currently has nine in 2023.

WVU'S RECORD WHEN WEARING ... (SINCE 2001)

Blue Jersey - Gold Pants: 32-15
 Blue Jersey - White Pants: 10-7
 Blue Jersey - Blue Pants: 31-12
 White Jersey - Gold Pants: 16-17
 White Jersey - White Pants: 24-22
 White Jersey - Blue Pants: 23-14
 White Jersey - Gray Pants: 0-1
 Gold Jersey - Blue Pants: 16-4
 Gold Jersey - Gold Pants: 8-3
 Gold Jersey - White Pants: 4-1
 Gold Jersey - Gray Pants: 0-1
 Gray Jersey - Gray Pants: 3-1
 Gray Jersey - Blue Pants: 1-0

WVU VS. 2023 SLATE

- West Virginia owns a 105-154-7 record against its 2023 opponents. The Mountaineers have winning records over Baylor, BYU, Cincinnati, Duquesne, TCU, Texas Tech and UCF.

2023 Opponent	Series Record
Baylor.....	7-4
BYU.....	1-0
Cincinnati.....	16-3-1
Duquesne.....	5-3-1
Houston.....	0-1
Oklahoma.....	3-11
Oklahoma State.....	5-10
Penn State.....	9-49-2
Pitt.....	41-62-3
TCU.....	8-5
Texas Tech.....	7-6
UCF.....	3-0

30 IS ENOUGH

- Since 1980, West Virginia is 210-29-1 when scoring 30 or more points in a game. During the 1990s, West Virginia was 43-4 when scoring 30 or more points in a contest and was 40-2-1 in the '80s when reaching that mark. WVU is 129-24 since 2000 when scoring 30 points or more in a contest.

SCORING 40 OR MORE POINTS

- Since 2000, the Mountaineers are 69-7 when hitting the 40-point plateau. WVU is 199-7 all-time when scoring 40 or more points in a game.

300 or More Yards Passing (since 2012)

656	Baylor (2012)	70-63/W
539	Oklahoma (2018)	59-56/L
532	Arizona State (2015)	43-42/W
511	Maryland (2014)	40-37/W
498	Texas Tech (2019)	17-38/L
448	James Madison (2012)	42-12/W
429	vs. Tennessee (2018)	40-14/W
407	Kansas (2012)	59-10/W
403	East Carolina (2017)	56-20/W
401	Oklahoma State (2012)	55-34/L
391	Houston (2023)	41-39/L
389	Youngstown State (2016)	38-21/W
376	Oklahoma (2014)	45-33/L
375	at Baylor (2017)	38-36/W
372	at Kansas State (2017)	28-23/W
371	TCU (2018)	47-10/W
	vs. Virginia Tech (2017)	31-24/L
370	Iowa State (2021)	38-31/W
370	at Texas Tech (2018)	42-34/W
367	Texas (2019)	42-31/L
366	at TCU (2017)	31-24/L
365	vs. Alabama (2014)	33-23/L
364	at Oklahoma State (2018)	45-41/L
359	Georgia Southern (2015)	44-0/W
	Georgia State (2013)	41-7/W
356	Kansas State (2018)	35-6/W
	Iowa State (2013)	52-44/L
355	Kansas (2022)	42-55/L
	Towson (2014)	54-0/W
353	Baylor (2018)	58-14/W
352	Texas Tech (2017)	46-35/W
347	at Texas Tech (2020)	34-27/L
347	at Kansas (2017)	56-34/W
346	at Texas (2018)	42-41/W
	vs. Texas A&M (2014)	45-37/L
344	LIU (2021)	66-0/W
341	at Iowa State (2016)	49-19/W
338	Maryland (2012)	31-21/W
334	Delaware State (2017)	59-16/W
332	Kansas (2018)	38-22/W
	Youngstown State (2018)	52-17/W
	vs. BYU (2016)	35-32/W
330	Texas Tech (2021)	23-20/L
324	Marshall (2012)	69-34/W
322	Baylor (2014)	41-27/W
320	Oklahoma State (2013)	30-21/W
	Oklahoma (2012)	50-49/L
318	Kansas (2020)	38-17/W
317	Texas (2020)	17-13/L
315	Duquesne (2023)	56-17/W
308	Towson (2022)	65-7/W
301	Texas (2021)	31-23/W
301	Kansas State (2020)	37-10/W

CHARTING WEST VIRGINIA'S PLAYERS OF THE WEEK

Game	O-Champ	D-Champ	ST-Champ	O-Scout	D-Scout	ST-Scout
at Penn State	None	None	None	None	None	None
Duquesne	H. Clement	M. Lockhart	M. Hayes	DJ Oliver	C. Stokes	D. Brandel
				J. Williams IV		
Pitt	CJ Donaldson Jr.	B. Bishop	M. Ruffin	C. Katarincic	C. McIntyre Jr.	C. McBee
Texas Tech	W. Milum	M. Floyd	P. Fox	T. Evans	T. Cain	D. Shabazz
at TCU	G. Greene	I. Kpogba	M. Hayes	C. McBee	D. Brandel	J. Price
at Houston	None	None	None	None	None	None
Oklahoma State	None	None	None	None	None	None
at UCF	G. Greene	B. Bishop	M. Hayes	T. Evans	D. Brandel	T. Cain
BYU						
at Oklahoma						
Cincinnati						
at Baylor						

ROAD, HOME AND TOTAL WINS

Most Total Wins Over The Last 21 Years (2003-23)

Rk.	School	Wins
1.	Ohio State	227
2.	Oklahoma	216
3.	Boise State	215
4.	Georgia	214
5.	Clemson	207
6.	Alabama	206
7.	LSU	203
8.	Wisconsin	191
9.	Oregon	190
10.	TCU	184
11.	USC	182
12.	Utah	181
13.	Florida State	179
	Oklahoma State	179
15.	Florida	178
16.	Texas	177
17.	Notre Dame	175
18.	Michigan	174
	Penn State	174
20.	Virginia Tech	172
21.	Auburn	171
22.	Iowa	170
23.	Cincinnati	169
	BYU	169
25.	West Virginia	164

Best Winning Percentage Away From Home (Road or Neutral) Over The Last 21 Years (2003-23)

Rk.	School	W-L	Winning %
1.	Ohio State	93-24	.795
2.	Alabama	95-33	.742
3.	Boise State	100-36	.735
4.	Oklahoma	92-36	.719
5.	Georgia	103-42	.710
6.	USC	78-42	.650
7.	LSU	81-45	.643
8.	TCU	82-46	.641
9.	Clemson	86-50	.632
10.	Texas	77-46	.626
11.	Florida State	80-50	.615
12.	Notre Dame	77-49	.611
13.	Oregon	76-49	.608
14.	Utah	78-51	.605
15.	Oklahoma State	74-52	.587
16.	Wisconsin	73-52	.584
17.	Florida	73-59	.553
19.	Virginia Tech	70-57	.551
20.	Iowa	67-55	.549
21.	BYU	74-62	.544
22.	Louisville	70-60	.538
23.	Stanford	68-59	.535
24.	Cincinnati	71-62	.534
25.	Michigan	61-54	.530
	Penn State	62-55	.530
27.	West Virginia	64-59	.520

Best Home Winning Percentage Over The Last 21 Years (2003-23)

Rk.	School	W-L	Winning %
1.	Ohio State	134-15	.899
2.	Boise State	115-15	.885
3.	Clemson	121-18	.871
4.	Georgia	111-18	.860
5.	LSU	122-20	.859
6.	Oklahoma	124-21	.855
7.	Alabama	111-19	.854
8.	Oregon	115-23	.833
9.	Wisconsin	118-24	.831
10.	USC	104-23	.819
11.	Utah	103-27	.792
12.	Michigan	113-30	.790
13.	Florida	105-28	.789
14.	Penn State	112-34	.767
15.	Cincinnati	98-30	.766
16.	TCU	102-32	.761
	Oklahoma State	105-33	.761
18.	Auburn	114-36	.760
19.	BYU	95-32	.748
20.	Iowa	103-36	.741
21.	Toledo	89-32	.736
22.	West Virginia	100-36	.735
23.	Florida State	99-36	.733
24.	Texas	100-38	.725
25.	Notre Dame	97-37	.724



CJ DONALDSON JR.

DEVIN CARTER

WEST VIRGINIA OFFENSE

- This season's offensive roster includes 12 true freshmen, 12 redshirt freshmen, one sophomore, nine redshirt sophomores, seven juniors, five redshirt juniors, three seniors and three redshirt seniors
- The 2023 offensive personnel includes six quarterbacks, six running backs, two fullbacks, 16 wide receivers, seven tight ends and 15 offensive linemen
- Quarterback Garrett Greene set a career high with three rushing touchdowns against UCF
- Greene became the first Mountaineer since CJ Donaldson Jr. to score three rushing touchdowns in a game (vs. Towson, Sept. 17, 2022), and the first quarterback to do so since Pat White (vs. Louisville, Nov. 22, 2008)
- Running back CJ Donaldson Jr. scored his seventh rushing touchdown of the season against UCF, and has scored a rushing touchdown in six straight games
- West Virginia has rushed for at least 200 yards in three of the last four games
- Against UCF, the Mountaineers scored points on their first three drives (touchdown, field goal, touchdown) for the first time this season
- Five rushing touchdowns against UCF marked the first time WVU had that in a Big 12 game since 2017 against Kansas
- Four different Mountaineers have led the team in rushing yards in a game this season (Donaldson Jr., Jahiem White, Nicco Marchiol, Greene)
- WVU reached 100 yards on the ground for the 30th time under Neal Brown against UCF
- Overall, the Mountaineers are 23-7 in the Brown era when rushing for at least 100 yards
- West Virginia has scored at least one rushing touchdown in 29 of its last 33 games
- The Mountaineers have thrown for 300 or more yards 12 times under Brown
- Since 2012, WVU has thrown for 300 or more yards 52 times, 350 or more 31 times, 400 or more 10 times and 500 or more four times
- West Virginia is 36-17 when passing for 300 or more yards since 2012
- West Virginia also has produced 24 games with 400 or more yards of total offense under Brown
- Fifteen different players have caught a pass this season for WVU
- WVU ranks No. 4 in FBS in time of possession, as it possesses the ball for 33:44 on average
- The Mountaineers are tied for No. 16 in the country in average penalties per game with 4.5
- West Virginia's rushing offense averages 203.2 yards per game, good for No. 16 in FBS
- WVU is one of just five teams in the Big 12 that averages more than 200 yards per game on the ground
- Greene has the fifth-most total touchdowns in the Big 12 this season with 16
- Greene leads the Big 12 in passing yards per completion, averaging 15.76 yards per completion
- Donaldson Jr. is ranked No. 9 in the Big 12 in total rushing yards with 574 through eight games
- West Virginia has the most rushing attempts (363) and the second-most rushing touchdowns (21) in the conference
- The Mountaineers have only allowed nine sacks this season, ranking them No. 15 in FBS and No. 2 in the Big 12
- In its only meeting against BYU, West Virginia scored 35 points in a victory in 2016
- Hudson Clement led the team with 177 receiving yards and three touchdown catches in his first career start against Duquesne
- Clement joined Tavon Austin and Stedman Bailey as the only Mountaineers to reach 175 receiving yards and catch three touchdowns in one game
- Clement had the most receiving yards and most receiving touchdowns all-time by a WVU freshman in his first start
- Clement has the most receiving yards (177), receiving touchdowns (three) and the longest reception (70) in a game this season
- Running back Jahiem White led the team with 110 rushing yards on 12 carries in his first career appearance for WVU against Duquesne
- Greene finished with career highs in passing yards (391) at Houston and passing touchdowns (four) against Duquesne. He had 117 yards rushing against Oklahoma State and three rushing touchdowns at UCF



EDWARD VESTERINEN

JARED BARTLETT

NFL MOUNTAINEERS



As of Oct. 16, there are 14 former Mountaineers on NFL rosters and practice squads, playing for 12 different teams.

- Kyzir White, Arizona Cardinals
- Dante Stills, Arizona Cardinals
- Daryl Worley, Baltimore Ravens
- Tony Fields II, Cleveland Browns
- David Sills V, Denver Broncos
- Rasul Douglas, Green Bay Packers
- Will Grier, New England Patriots
- Mark Glowinski, New York Giants
- Bryce Ford-Wheaton, New York Giants
- Adam Pankey, New York Jets
- David Long Jr., Miami Dolphins
- Colton McKivitz, San Francisco 49ers
- Geno Smith, Seattle Seahawks
- Trevon Wesco, Tennessee Titans

WEST VIRGINIA DEFENSE

- This season's defensive roster includes 10 redshirt freshmen, one sophomore, eight redshirt sophomores, seven juniors, six redshirt juniors, two seniors, five redshirt seniors and one redshirt fifth-year
- WVU's defensive personnel includes 19 defensive linemen, four bandits, 11 linebackers, three spears, nine cornerbacks, seven safeties and one defensive back
- The WVU defense recorded multiple interceptions against UCF for the third time this season
- Furthermore, it's the second time West Virginia finished with three picks in a game this season (vs. Pitt, Sept. 16)
- The Mountaineer defense forced four turnovers for the first time since Nov. 17, 2018 (vs. Oklahoma State)
- Cornerback Beanie Bishop Jr. became the first Mountaineer since 2021 to record at least two picks in a game (Josh Chandler-Semedo at Kansas on Nov. 27, 2021)
- Bishop is tied for No. 6 in the country in interceptions with four this season
- Bishop also leads the country in passes defended, averaging two per game
- On the year, Bishop has 12 pass breakups to go along with his four interceptions
- Safety Marcis Floyd recorded his first pick as a Mountaineer against UCF
- Ten players have recorded at least 20 total tackles for the Mountaineer defense this season: Lee Kpogba, Beanie Bishop Jr., Trey Lathan, Anthony Wilson, Jared Bartlett, Hershey McLaurin, Ben Cutter, Aubrey Burks, Malachi Ruffin and Floyd
- Kpogba is ranked No. 9 in the Big 12 in total tackles with 59 this year
- WVU has recorded at least four tackles for loss in 16 straight games dating back to Oct. 1, 2022
- The West Virginia defense has held seven straight opponents to under 300 yards passing
- In 55 games under Neal Brown, the Mountaineers have recorded at least one sack 49 times
- Under Brown, the Mountaineers also have held their opponents to fewer than 300 yards of total offense 15 times
- West Virginia has held its opponents to fewer than 300 yards passing in 44 of its last 54 games
- Since 2019, WVU has held opposing teams to fewer than 250 yards passing 34 times, fewer than 200 yards 20 times and fewer than 150 yards 11 times
- WVU is 98-15 since 2002 when winning the turnover battle
- West Virginia averages 6.4 tackles for loss per game, good for No. 38 in the country
- The Mountaineers held Duquesne to three yards rushing on 28 attempts, the fewest number of rushing yards allowed since Nov. 10, 2018, vs. TCU (-7 rushing yards allowed)
- West Virginia had 14 tackles for loss against Duquesne, the most in the Neal Brown era
- The Mountaineers held TCU to zero points in the second half, as well as 1 yard of total offense in the third quarter

WEST VIRGINIA SPECIAL TEAMS

- West Virginia's 2023 special teams personnel includes three kickers, three punters, one punter/long snapper and two long snappers
- Michael Hayes has yet to miss a PAT as a Mountaineer as he converted 5-for-5 against UCF
- For his career, Hayes is 72-for-73 on PATs
- Hayes went 2-for-2 on field goal attempts against UCF
- For the year, Hayes is 9-for-10 (90%) on field goal attempts
- Hayes' longest field goal was a 49-yarder against TCU (Sept. 30)
- Straw punted two times for 84 total yards, averaging 42 yards per punt against UCF
- Oliver Straw has punted 28 times for 1,207 total yards, averaging 43.1 yards per punt
- Straw has pinned 13 punts inside the 20-yard line, and six punts have traveled at least 50 yards
- WVU is ranked No. 13 in the country in punt return defense, allowing 1.7 yards per return
- The Mountaineers are ranked No. 39 nationally in net punting, averaging 40.53 yards per punt
- West Virginia is ranked No. 3 in the country in blocked kicks with three this season
- West Virginia blocked a punt against Oklahoma State, marking the first blocked punt since vs. Pitt (Sept. 1, 2022)
- West Virginia blocked two field goals against TCU, marking the first time it has recorded two blocks since Nov. 9, 2002, against Boston College

Offensive Line Stats

Player	Snaps	Sacks	Knockdowns	Great Blocks	Effort
Brandon Yates	545	0	23	40	3
Doug Nester	492	0	26	22	
Zach Frazier	542	0	48	29	4
Tomas Rimac	366	0	16	34	5
Wyatt Milum	426	0	27	51	3
Ja'Quay Hubbard	256	0	10	10	
Nick Malone	217	1	9	14	

- Zach Frazier led the offensive line with six knockdowns at UCF, followed by Tomas Rimac with five. Wyatt Milum led the unit with 15 great blocks. For the season, Frazier leads WVU in knockdowns with 48, and Milum has the most great blocks with 51.



CAREER GAMES PLAYED/STARTED

	GP/GS	2023	2022	2021	2020
@Beanie Bishop Jr., r-Sr., CB	57/19	8/8	13/0	13/10	6/1
!Devin Carter, r-Sr., WR	56/49	7/7	9/9	12/12	12/10
*Marcis Floyd, r-Sr., S	53/36	6/2	12/11	11/11	7/5
--Lee Kpogba, Sr., LB	53/30	8/8	12/12	10/10	11/0
\$Doug Nester, Sr., OL	51/49	8/8	11/11	13/13	8/7
+Anthony Wilson, r-Sr., S	47/44	8/8	13/13	12/12	12/11
=Davoan Hawkins, r-Sr., DL	47/19	8/0	12/12	11/4	7/1
^Jared Bartlett, r-Jr., LB	45/23	8/8	10/9	13/3	9/1
*Mike Lockhart, r-Jr., DL	45/15	8/8	12/0	12/2	9/5
Zach Frazier, Jr., OL	43/42	8/8	12/12	13/13	10/9
Michael Hayes, r-Sr., K	43/43	8/8	12/12	13/13	10/10
Brandon Yates, r-Jr., OL	43/29	8/8	12/0	13/13	10/9
%Montre Miller, r-Sr., CB	42/25	1/0	12/12	13/13	4/0
Malachi Ruffin, r-Sr., CB	41/11	8/6	12/5	11/0	10/0
Kole Taylor, Jr., TE	40/14	8/7	13/2	12/3	7/2
Jalen Thornton, r-Jr., DL	39/0	8/0	9/0	12/0	10/0
Graeson Malashevich, r-Jr., WR	38/0	7/0	8/0	13/0	10/0
Sean Martin, Jr., DL	38/16	8/8	12/8	13/0	5/0
#Keyshawn Cobb, r-Sr., S	36/11	2/0	12/11	9/0	6/0
Nick Malone, r-Jr., OL	35/2	8/2	12/0	12/0	2/0
Austin Brinkman, Jr., LS	33/33	8/8	12/12	13/13	--
&Luke Hamilton, r-Sr., FB	32/5	7/0	4/0	7/5	--
Taurus Simmons, Jr., BAN	32/0	7/0	10/0	12/0	3/0
Wyatt Milum, Jr., OL	31/27	7/7	12/12	12/8	--
Garrett Greene, r-So., QB	29/9	7/7	9/2	11/0	2/0
Edward Vesterinen, Jr., DL	28/9	8/8	12/0	8/1	--
Lance Dixon, r-Jr., LB	25/10	6/1	9/5	10/4	--
Fatorma Mulbah, Jr., DL	27/0	8/0	13/0	6/0	--
Tyrin Bradley, Jr., BAN	26/11	8/0	11/11	7/0	--
Justin Johnson Jr., Jr., RB	25/2	5/1	12/1	8/0	--
Aubrey Burks, Jr., S	24/18	7/7	11/11	6/0	--
Treytan Davis, r-So., TE	24/3	8/3	12/0	4/0	--
Preston Fox, r-So., WR	24/4	8/4	12/0	4/0	--
EJ Horton Jr., Jr., WR	24/5	6/1	12/4	6/0	--
Jairo Faverus, r-So., LB	23/0	7/0	12/0	0/0	4/0
Andrew Wilson-Lamp, r-So., CB	22/3	7/2	11/1	4/0	--
Ja'Quay Hubbard, r-Jr., OL	22/13	7/2	12/11	3/0	--
Tomas Rimac, r-So., OL	20/11	6/6	12/5	2/0	--
Hershey McLaurin, Jr., S	19/8	7/6	12/2	--	--
Caden Biser, r-Fr., LB	19/0	8/0	11/0	--	--
CJ Cole, r-So., WR	19/0	8/0	9/0	2/0	--
Oliver Straw, So., P	19/19	8/8	11/0	--	--
Jacoby Spells, So., CB	17/0	8/0	9/0	--	--
CJ Donaldson Jr., So., RB	15/8	8/8	7/1	--	--
Davis Mallingner, r-So., S/WR	13/4	1/0	8/4	4/0	--
Jaylen Anderson, r-So., RB	12/1	6/1	6/0	--	--
Tirek Austin-Cave, r-Jr., LB	11/0	1/0	10/0	--	--
Tomiwa Durojaiye, r-Fr., DL	11/0	8/0	3/0	--	--
Trey Lathan, Fr., LB	9/5	5/5	4/0	--	--
Hammond Russell IV, r-So., DL	9/0	7/0	2/0	--	--
Raleigh Collins III, r-Fr., S	9/1	5/0	4/1	--	--
Asani Redwood, Fr., DL	9/0	6/0	3/0	--	--
Avery Wilcox, r-So., S	9/0	8/0	1/0	--	--
Jarel Williams, r-Fr., WR	9/0	8/0	1/0	--	--
Ben Cutter, Fr., LB	8/3	8/3	--	--	--
Rodney Gallagher, Fr., WR	8/0	8/0	--	--	--
Victor Wikstrom, r-So., TE	8/0	6/0	0/0	2/0	--
Hudson Clement, r-Fr., WR	7/6	7/6	--	--	--
Nicco Marchiol, r-Fr., QB	7/1	5/1	2/0	--	--
Traylon Ray, Fr., WR	7/1	7/1	--	--	--
Jahiem White, Fr., RB	7/0	7/0	--	--	--
Bryce Biggs, r-So., OL	6/0	5/0	1/0	--	--
Colin McBee, r-Fr., FB	5/0	5/0	--	--	--
Leighton Bechdel, r-Jr., P	5/0	3/0	1/0	1/0	--
Brayden Dudley, r-Fr., DL	3/0	0/0	2/0	1/0	--
Danny King, r-So., K	3/0	2/0	1/0	--	--
Christian Stokes, r-Fr., S	3/0	3/0	--	--	--
DJ Oliver, Fr., RB	3/0	3/0	--	--	--
Sullivan Weidman, r-Fr., OL	3/0	3/0	--	--	--
Derek Berlitz, r-Fr., DL	2/0	1/0	1/0	--	--
Jordan Jackson, Fr., S	2/0	2/0	--	--	--
Ja'Shaun Poke, Sr., WR	2/0	2/0	--	--	--
Donald Brandel, r-Fr., LB	1/0	1/0	--	--	--
DJ Cotton, Fr., DL	1/0	1/0	--	--	--
Will Dixon, r-Fr., TE	1/0	1/0	--	--	--
Tyler Evans, r-Fr., WR	1/0	1/0	--	--	--
Oreynd Fisher, Fr., DL	1/0	1/0	--	--	--
James Heard Jr., Fr., BAN	1/0	1/0	--	--	--
Harry Hilvert, r-Fr., DL	1/0	1/0	--	--	--
Josiah Jackson, Fr., CB	1/0	1/0	--	--	--
Charlie Katarincic, r-Fr., OL	1/0	1/0	--	--	--
Nick Krahe, Fr., OL	1/0	1/0	--	--	--
Zeiqui Lawton, r-Fr., DL	1/0	1/0	--	--	--
Landen Livingston, r-Fr., OL	1/0	1/0	--	--	--
Noah Massey, r-Sr., WR	1/0	1/0	--	--	--
Corey McIntyre, Fr., DL	1/0	1/0	--	--	--
Maguire Moss, r-Fr., LS	1/0	1/0	--	--	--
Aden Tagaloa-Nelson, Fr., S	1/0	1/0	--	--	--
Johnny Williams, Fr., OL	1/0	1/0	--	--	--
Cooper Young, Fr., OL	1/0	1/0	--	--	--

^ - Jared Bartlett's totals include 4 GP in 2019
 @ - Beanie Bishop 13/0 in 2019 and 4/0 in 2018
 ! - Devin Carter 4/0 in 2018 and 12/11 in 2019
 # - Keyshawn Cobb 7/0 in 2019
 \$ - Doug Nester 11/10 in 2019
 * - Marcis Floyd 12/7 in 2019 and 4/0 in 2018
 + - Mike Lockhart 4/0 in 2019
 % - Montre Miller 8/0 in 2019 and 4/0 in 2018
 - - Anthony Wilson 2/0 in 2019
 -- Lee Kpogba 11/0 in 2019
 -- Luke Hamilton 12/0 in 2019 and 2/0 in 2018

MOUNTAINEER TOP RUSHING MARKS

1. 569	Washington & Lee	November 10, 1923
2. 536	East Carolina	September 28, 2002
3. 517	Connecticut	November 24, 2007
4. 478	East Carolina	September 4, 2004
5. 457	Syracuse	October 14, 2006
6. 458	Oklahoma	November 17, 2012
7. 451	Pitt	November 24, 2005
8. 446	Syracuse	October 30, 1993
446	Rutgers	November 3, 2001
10. 437	Pitt	November 16, 2006
11. 427	Cincinnati	October 17, 1987
12. 426	Kansas	November 21, 2015
13. 397	East Carolina	September 22, 2007
14. 394	Eastern Washington	September 9, 2006
15. 382	Georgia	January 2, 2006
16. 379	East Carolina	November 7, 1992
17. 378	Pitt	September 29, 1990
18. 376	West Virginia Wesleyan	October 1, 1938
376	Louisville	November 22, 2008

MOUNTAINEER TOP PASSING MARKS

1. 656	Baylor	September 29, 2012
2. 539	Oklahoma	November 23, 2018
3. 532	Arizona State	January 2, 2016
4. 511	Maryland	September 13, 2014
5. 498	Texas Tech	November 9, 2019
6. 469	UConn	October 8, 2011
7. 463	LSU	September 24, 2011
8. 452	Missouri	December 26, 1998
9. 448	James Madison	September 15, 2012
10. 431	Norfolk State	September 10, 2011
11. 429	Tennessee	September 1, 2018
12. 416	Pitt	September 28, 1968
13. 410	Louisville	November 5, 2011
14. 409	Pitt	November 27, 1998
15. 407	Kansas	December 1, 2012
407	Clemson	January 4, 2012

17. 403	East Carolina	September 9, 2017
18. 401	Oklahoma State	November 10, 2012
19. 396	Baylor	October 25, 2018
396	Pitt	October 15, 1994
21. 391	Houston	October 12, 2023
22. 390	Purdue	September 2, 1995
23. 389	Youngstown State	September 10, 2016
24. 388	Maryland	September 17, 2011
25. 380	Miami	October 24, 1998
26. 376	Oklahoma	September 20, 2014
27. 372	Cincinnati	November 12, 2011
28. 371	TCU	November 10, 2018
371	Rutgers	November 9, 1996
371	Virginia Tech	September 3, 2017

MOUNTAINEER TOP TOTAL OFFENSE

1. 807	Baylor	September 29, 2012
2. 778	Oklahoma	November 17, 2012
3. 704	Oklahoma	November 23, 2018
4. 694	Maryland	September 13, 2014
5. 676	Arizona State	January 2, 2016
6. 674	Washington & Lee	November 10, 1923
7. 655	Marshall	September 1, 2012
8. 654	Syracuse	October 30, 1993
9. 650	Texas Tech	October 15, 2016
10. 647	Kansas	December 1, 2012
11. 643	Bowling Green	October 1, 2011
12. 641	Pitt	October 2, 1965
641	Pitt	November 16, 2006
14. 635	Kansas	September 23, 2017
15. 630	Kansas	November 21, 2015
16. 627	Rutgers	November 3, 2001
17. 625	Youngstown State	September 8, 2018
18. 624	Towson	September 17, 2022
624	Eastern Kentucky	September 12, 2020
624	Youngstown State	September 10, 2016
624	Connecticut	November 24, 2007
22. 623	Pitt	November 27, 1999
23. 621	East Carolina	September 4, 2004

CHARTING WEST VIRGINIA'S PLAYERS OF THE WEEK

Game	O-Lineman	Juice Award	Blue Collar
at Penn State	None	None	None
Duquesne	W. Milum	R. Swope	E. Vesterinen
Pitt	Z. Frazier	N. Krahe	D. Nester, F. Mulbah
Texas Tech	Z. Frazier	J. Williams IV	E. Vesterinen
	W. Milum		T. Davis
at TCU	Z. Frazier	S. Weidman	E. Vesterinen, B. Yates, A. Wilson
at Houston	None	None	None
Oklahoma State	None	None	None
at UCF	W. Milum	R. Swope, C. Katyarincic	J. Thorton, E. Vesterinen, P. Fox
BYU			
at Oklahoma			
Cincinnati			
at Baylor			

RECORD UNDER BROWN

Overall Record.....	62-44
At home.....	34-16
On the road.....	24-27
At a neutral site.....	4-1
Day games.....	41-32
Night games.....	21-12
Vs. ranked (coaches' poll).....	5-15
Vs. ranked (AP poll).....	4-16
Vs. coaches' Top 10.....	0-5
Vs. AP Top 10.....	0-5
Vs. ACC.....	4-3
Vs. Big 12.....	17-23
Vs. Big Ten.....	1-4
Vs. Pac-12.....	0-0
Vs. SEC.....	1-2
Vs. C-USA.....	2-0
Vs. Mid-American.....	3-0
Vs. Mountain West.....	0-2
Vs. Sun Belt.....	23-9
Vs. FCS.....	9-0
Vs. Independents.....	2-1
In bowl games.....	4-1
In overtime.....	1-1
More than 7 days to prepare.....	18-17
In August.....	1-0
In September.....	23-12
In October.....	15-18
In November.....	18-11
In December.....	5-3
In January.....	0-0
Outrushing opponent.....	49-9
Outrushed by opponent.....	13-34
When rushing for 200 yards.....	20-1
When rushing for 300 yards.....	5-0
Outpassing opponent.....	37-19
Outpassed by opponent.....	25-25
When passing for 300-399 yards.....	21-8
When passing for 400-499 yards.....	1-1
When passing for 500+ yards.....	0-0
When allowing 1-199 yards passing.....	34-15
When allowing 200-299 yards passing.....	21-18
When allowing 300+ yards passing.....	8-11
When having 400-499 total offense.....	25-7
When having 500+ total offense.....	7-4
More total offense than opponent.....	41-13
Same total offense as opponent.....	2-0
Less total offense than opponent.....	19-31
Allowing 399 or less total offense.....	50-24
When allowing 400+ total offense.....	9-18
When allowing 500+ total offense.....	3-2
Committing fewer turnovers.....	38-3
Committing more turnovers.....	14-28
Turnovers are even.....	10-13
0-30:00 of time of possession.....	27-24
30:01-plus of time of possession.....	35-20
Scoring first.....	40-12
Opponent scores first.....	22-32
Leading after the 1st quarter.....	45-8
Trailing after the 1st quarter.....	7-27
Tied after the 1st quarter.....	10-9
Leading at halftime.....	48-6
Trailing at halftime.....	9-36
Tied at halftime.....	5-2
Leading after the 3rd quarter.....	52-4
Trailing after the 3rd quarter.....	6-37
Tied after the 3rd quarter.....	4-3
Scoring 0-10 points.....	0-10
Scoring 11-20 points.....	5-20
Scoring 21-30 points.....	19-6
Scoring 31-40 points.....	18-6
Scoring 41-plus points.....	20-2
Opponent scores 0-10 points.....	15-0
Opponent scores 11-20 points.....	21-7
Opponent scores 21-30 points.....	21-10
Opponent scores 31-40 points.....	5-12
Opponent scores 41-plus points.....	0-15
Individual 100-yard rusher.....	34-6
Opponent 100-yard rusher.....	12-17
Opponent less than 100-yards rushing.....	22-4
Individual 100-yard receiver.....	23-10
Opponent 100-yard receiver.....	11-12
Individual 300-yard passer.....	14-8
Opponent 300-yard passer.....	8-11

WEST VIRGINIA HEAD COACH NEAL BROWN - FIFTH YEAR



Neal Brown is in his fifth year as the head coach at West Virginia.

It's a proven fact that you win with people, and no one knows that better than Brown. He has a commitment to investing time and resources in his staff and players, mentoring and preparing them to carry out the mission of Mountaineer Football, not only on the field but off of it as well.

One of the key areas in which his commitment is paying huge dividends is recruiting. Brown has taken a young and depleted roster, established a strong foundation and has it heading in an upward direction toward the future.

In his first four full classes, the average signee star rating has been among the best in the program's history, highlighted by the signing of 15 four-star recruits during that time. The program has landed multiple targets after beating out many high-level schools. WVU has landed the top in-state recruits every year that the program has pursued these coveted prospects, including All-Americans Zach Frazier and Wyatt Milum.

The 2021 class had the highest average star rankings (3.25) for WVU according to Rivals since the start of the company.

This past offseason, Brown showed his investment in his staff even more by elevating former running backs coach Chad Scott to the offensive coordinator role. Scott has an extensive understanding of the scheme, has done an outstanding job in player development and was responsible for coordinating the run game for the Mountaineers in 2022.

Brown continues to support and champion program leadership by the players, emphasizing a dedication to the individual student-athlete. His mission is in the development of each player as a complete person, not only on the field, but off, and for each to continuously build themselves and their brand to make a difference in the world after their football career is finished.

One of the first player initiatives that Brown implemented for the team was the 5th Quarter Program to assist in the development of the total player, not only on the field, but for life beyond graduation. The pillars of the program are character development, leadership development, real life, social responsibility and career development.

Another component of the 5th Quarter Program is the Bridge program. Its goal is to introduce the student-athletes to the college experience when they first enter WVU and give them their final training before they embark into life after graduation.

In 2022, WVU expanded the 5th Quarter Program by adding the Chambers Elite Climbers Program. The Chambers Elite Climbers was created to provide unique educational opportunities for select student-athletes thanks to a nearly \$1.6 million gift from WVU alumni John and Elaine Chambers. The Chambers Elite Climbers is a supplemental two-year program that provides additional and professional growth opportunities to student-athletes chosen through a competitive application process.

The 2022 Mountaineers defeated rival Virginia Tech to

hold on to the Black Diamond Trophy and won two of the final three games, including victories against Oklahoma and at Oklahoma State. The win over Oklahoma marked the first Big 12 Conference win over the Sooners, and the win over the Cowboys was the first since 2014. WVU also defeated 2021 Big 12 Champion Baylor.

West Virginia had 21 student-athletes named to the Academic All-Big 12 Teams, kicker Casey Legg earned a spot on the prestigious College Sports Communicators Academic All-American Second Team, and WVU had nine players named to one of three postseason Big 12 all-conference teams by media organizations. Dante Stills and Zach Frazier earned first-team all-conference honors, and Stills was drafted by the Arizona Cardinals.

The 2021 squad finished with six wins and had its share of positives, including earning a bowl bid to the Guaranteed Rate Bowl, its second in a row under Brown. Running back Leddie Brown rushed for 1,000 yards for the second year in a row, and WVU was fourth in the Big 12 in average passing yards per game (247.9). The Mountaineer defense finished No. 5 nationally in red-zone defense, No. 18 in the fewest first downs allowed and No. 29 in third-down defense.

The Mountaineers defeated No. 15 Virginia Tech, marking the highest-ranked win of the Brown era and also defeated No. 22 Iowa State to tie for the most wins against ranked teams in a season since 2007.

West Virginia had a program-best 24 student-athletes named to the Academic All-Big 12 Teams, safety Sean Mahone was a finalist for the William Campbell Trophy, the academic Heisman, and he earned a spot on the National Football Foundation's Scholar-Athlete Team. Kicker Casey Legg was named a semifinalist for the Lou Groza National Kicking Award and WVU had nine players named to one of three postseason Big 12 all-conference teams by media organizations.

Center Zach Frazier was named to the Walter Camp Football Foundation and American Football Association's All-America teams, and tackle Wyatt Milum was named to three freshman All-America teams. Defensive lineman Dante Stills was named an All-Big 12 First Team honoree, and Frazier was on the second team.

The 2020 season was Brown's most challenging season to date, testing his ability, not only as a coach, but as a leader. He was forced to deal with the COVID-19 pandemic since mid-March, which didn't allow for spring practice or offseason workouts and skill instruction, while social unrest was at a high level nationally during the summer.

Even though the program constantly was forced to deal with the effects and protocols of COVID-19 during the season, the Mountaineers stayed the course, finishing the season 6-4 overall and 4-4 in the Big 12. Brown made his first bowl appearance as the coach of WVU against Army in the AutoZone Liberty Bowl, winning the game, 24-21.

Five players earned All-America honors, led by Darius Stills, who was the school's first Consensus All-American since 2006 and 12th in school history. Tony Fields II, Tykee Smith and Dante Stills were named to at least one

WEST VIRGINIA HEAD COACH NEAL BROWN - FIFTH YEAR

Year	School	Position	Record
2023	West Virginia	Head Coach	5-3
2022	West Virginia	Head Coach	5-7
2021	West Virginia	Head Coach	6-7
		Guaranteed Rate Bowl	
2020	West Virginia	Head Coach	6-4
		AutoZone Liberty Bowl Champions, AFCA Good Works Team Honorary Coach	
2019	West Virginia	Head Coach	5-7
2018	Troy	Head Coach	10-3
		Dollar General Bowl Champions	
2017	Troy	Head Coach	11-2
		Sun Belt Conference Champions, Sun Belt Conference Coach of the Year	
		R&L Carriers New Orleans Bowl Champions	
2016	Troy	Head Coach	10-3
		Dollar General Bowl Champions	
2015	Troy	Head Coach	4-8
2014	Kentucky	Assistant Coach (OC/QB)	5-7
2013	Kentucky	Assistant Coach (OC/QB)	2-10
2012	Texas Tech	Assistant Coach (OC/QB)	7-5
		Meineke Car Care Bowl Champions	
2011	Texas Tech	Assistant Coach (OC/QB)	5-7
2010	Texas Tech	Assistant Coach (OC/QB)	8-5
		TicketCity Bowl Champions	
2009	Troy	Assistant Coach (OC/QB)	9-4
		GMAC Bowl, Sun Belt Conference Champions	
2008	Troy	Assistant Coach (OC/QB)	8-5
		New Orleans Bowl	
2007	Troy	Assistant Coach (Inside Receivers)	8-4
		Sun Belt Conference Champions	
2006	Troy	Assistant Coach (Inside Receivers)	8-5
		Sun Belt Conference Champions, New Orleans Bowl Champions	
2005	Delaware	Assistant Coach (Wide Receivers)	6-5
2004	Sacred Heart	Assistant Coach (QB/Wide Receivers)	6-4
2003	Massachusetts	Assistant Coach (TE/OL Assistant)	10-3
		NCAA FCS Playoffs	
		Atlantic 10 Conference Champions	

Brown Totals - at West Virginia - 27-28 (Fifth Year); Overall - 62-44 (Eighth Year)

All-America team, and freshmen Zach Frazier and Akheem Mesidor were named to Freshman All-America teams. In April, Fields was drafted by the Cleveland Browns, while five players signed free-agent contracts.

Eight players were named to the All-Big 12 postseason teams, led by first-team honorees Fields II, also defensive newcomer of the year, Darius Stills, also defensive lineman of the year, and Leddie Brown, a first-team running back.

The Mountaineers finished the 2019 season with a 5-7 mark, in what was called a transitional year. WVU finished the regular season winning two of the final three games, at Kansas State and at TCU, and had a 3-3 mark on the road, including a 3-2 road record in the Big 12 Conference.

Five of Brown's players were named to All-Big 12 postseason teams, and Colton McKivitz was named the Big 12's Co-Offensive Lineman of the Year. McKivitz earned spots on two All-America teams - Walter Camp Football Foundation's Second Team and the Associated Press' Third Team, and Tykee Smith was named a freshman All-American by the Football Writers Association of America. McKivitz played in the Reese's Senior Bowl and was selected in the fifth round of the NFL Draft by the San Francisco 49ers.

Brown, one of six FBS coaches to win 10 or more games in 2016, 2017 and 2018, was named WVU's 35th head football coach on Jan. 5, 2019.

He spent the previous four years as the head coach at Troy University (2015-18), compiling a 35-16 record, including 3-0 in bowl games. In his final three seasons, the Trojans posted a 31-8 record (.795), tying for the highest winning percentage nationally among non-Power 5 schools.

Before Brown left after the 2018 season, Troy had won 17 of its last 20 games and 22 of its last 26 games. After directing the Trojans to the 2017 Sun Belt Conference Championship, Brown was honored as the league's coach of the year.

During his highly successful tenure at Troy, Brown's signature wins included a 24-21 victory in 2017 at then-No. 22 LSU in Baton Rouge, which snapped the Tigers'

49-game nonconference home winning streak, and a 24-19 win at Nebraska. Also impressive was his team's 30-24 loss at eventual 2016 national champion Clemson.

In 2018, Troy finished 10-3, including a victory over Buffalo in the Dollar General Bowl in Mobile, Alabama.

The 2017 campaign featured an 11-win season for Troy, including a win over North Texas in the New Orleans Bowl. The Trojans once again finished with a 7-1 conference mark, earning Brown his first conference championship. Troy finished the season with the 27th most votes in the final Amway Coaches Poll, marking the highest final ranking by a Sun Belt Conference squad in league history.

Troy finished 10-3 in 2016, including a 6-2 mark in the Sun Belt and a victory over Ohio University in the Dollar General Bowl.

Prior to Brown's first season at Troy in 2015, he spent two years (2013-14) as the offensive coordinator under Mark Stoops at Kentucky. The Wildcats posted more than 440 yards of total offense in three Southeastern Conference games in 2014, its highest total since 2001.

He also spent three years at Texas Tech (2010-12) as the offensive coordinator after his first stint at Troy as an assistant coach from 2006-09.

As Texas Tech's offensive coordinator and quarterbacks coach, the Red Raiders ranked in the nation's top-seven teams in passing offense, top 15 in total offense and top 25 in scoring offense, having increased production in all three categories each year since 2010. TTU finished the 2012 season second nationally in passing with 355.9 yards per game, 13th in total offense at 495.4 yards per game and 20th in scoring with 37.5 points per game.

The 2012 campaign was an expansion of the success from 2011, when Texas Tech ranked 13th nationally in total offense at 470.6 yards per game. The Red Raiders lit the scoreboard at a tune of 33.8 points per contest. In his first season in Lubbock, Brown's offense notched 460.2 yards of total offense per game, including 318.9 passing, and scored at a 33.1-point clip as Tech went 8-5 and won the TicketCity Bowl.

BROWN VS. ALL OPPONENTS

Opponent	First Time	Last Time	W-L
Akron	2017	2017	1-0
Alabama State	2017	2017	1-0
Appalachian State	2015	2018	1-2
Arkansas State	2016	2017	1-1
Army	2020	2020	1-0
Austin Peay	2016	2016	1-0
Baylor	2019	2022	2-2
Boise State	2017	2018	0-2
Buffalo	2018	2018	1-0
Chas. Southern	2015	2015	1-0
Clemson	2016	2016	0-1
Coastal Carolina	2017	2018	2-0
Duquesne	2023	2023	1-0
Eastern Kentucky	2020	2020	1-0
Florida A&M	2018	2018	1-0
Georgia Southern	2015	2018	2-2
Georgia State	2015	2018	3-1
Houston	2023	2023	0-1
Idaho	2015	2017	2-1
Iowa State	2019	2022	1-3
James Madison	2019	2019	1-0
Kansas	2019	2022	3-1
Kansas State	2019	2022	2-2
Liberty	2018	2018	0-1
LIU	2021	2021	1-0
Louisiana	2015	2018	2-0
Louisiana-Monroe	2015	2018	2-0
LSU	2017	2017	1-0
Maryland	2021	2021	0-1
Massachusetts	2016	2016	1-0
Minnesota	2021	2021	0-1
Mississippi State	2015	2015	0-1
Missouri	2019	2019	0-1
NC State	2015	2019	1-1
Nebraska	2018	2018	1-0
New Mexico State	2015	2017	3-0
North Texas	2017	2017	1-0
Ohio	2016	2016	1-0
Oklahoma	2019	2022	1-2
Oklahoma State	2019	2023	1-4
Penn State	2023	2023	0-1
Pitt	2022	2023	1-1
South Alabama	2015	2018	2-2
Southern Miss	2016	2016	1-0
TCU	2019	2023	4-1
Texas	2019	2022	1-3
Texas State	2016	2018	3-0
Texas Tech	2019	2023	1-4
Towson	2022	2022	1-0
UCF	2023	2023	1-0
Virginia Tech	2021	2021	1-0
Wisconsin	2015	2015	0-1

At Troy, Brown was the inside receivers coach the first two years (2006-07) with the Trojans before transitioning to offensive coordinator and quarterbacks coach in 2008-09. Troy won four Sun Belt Conference titles and appeared in three bowl games during Brown's initial tenure.

He began his coaching career with one-year stints at UMass (2003), Sacred Heart (2004) and Delaware (2005). Brown was a wide receiver at Kentucky for three years (1998-2000) before finishing his career at UMass in 2001-02. He was a member of two bowl teams with the Wildcats and was named to the Southeastern Conference Academic Honor Roll.

While at UMass, he was an Atlantic 10 All-Academic honoree and an NCAA Division I-AA Athletic Directors' Academic All-Star team selection.

Brown graduated from UMass with a bachelor's degree in business management in 2002 and earned his master's degree in business administration in 2005.

Born in Louisville, Kentucky, Brown grew up in Bardston, Kentucky, before moving to Danville, Kentucky, where he was an all-state wide receiver at Boyle County High School, finishing his career as the No. 2 receiver in state history.

Brown and his wife, Brooke, have two daughters, Adalyn and Anslee, and a son, Dax.



DEFENSIVE/SPECIAL TEAMS TOUCHDOWNS SINCE 2000

2022
Malachi Ruffin 43 interception return vs. Kansas State
Jasir Cox 65 fumble return vs. Baylor
Jacolby Spells 28 interception return at Virginia Tech

2021
Winston Wright Jr. 90 kickoff return vs. LIU

2020
Dylan Tonkery 18 interception return vs. Kansas State

2019
Winston Wright Jr. 95 kickoff return at Baylor
Tykee Smith 19 interception return vs. Iowa State

2018
Derrek Pitts Jr. 72 blocked field goal return at Iowa State
Keith Washington Jr. 51 interception return at Texas Tech

2017
Kenny Robinson 94 interception return vs. Texas
Kenny Robinson 39 interception return vs. Oklahoma State
Marvin Gross Jr. 0 blocked punt return vs. Oklahoma State
Mike Daniels Jr. 25 interception return at Kansas

2016
Rasul Douglas 54 interception return vs. BYU

2015
Terrell Chestnut 32 interception return at Kansas
Jared Barber 42 fumble return vs. Texas
Shelton Gibson 100 kickoff return at Baylor

2014
KJ Dillon 35 interception return vs. Texas A&M
Terrell Chestnut 35 fumble recovery vs. TCU
Dravon Henry 52 interception return at Oklahoma State
Mario Alford 94 kickoff return vs. Kansas
Mario Alford 100 kickoff return vs. Alabama

2013
Karl Joseph 38 fumble return vs. Iowa State
Karl Joseph 0 fumble return at Baylor
Darwin Cook 32 interception return at Baylor
Ishmael Banks 58 interception return vs. Oklahoma State

2012
Tavon Austin 76 punt return vs. TCU
Tavon Austin 100 kickoff return vs. Kansas State
Doug Rigg 51 fumble return vs. Maryland
Isaiah Bruce 43 fumble return vs. Marshall

2011
Darwin Cook 99 fumble return vs. Clemson
Pat Miller 52 interception return at USF

Julian Miller 0 fumble recovery at Cincinnati
Terence Garvin 37 interception return at Maryland
Tavon Austin 100 kickoff return vs. Marshall

2009
Sidney Glover 24 interception return at Rutgers
Tavon Austin 98 kickoff return vs. UConn

2008
Morty Ivy 29 interception return vs. Villanova

2007
Reed Williams 0 fumble recovery vs. UConn
Eric Wicks 44 fumble return vs. Louisville
Keilen Dykes 19 interception return vs. Syracuse

2006
Vaughn Rivers 50 punt return vs. Mississippi State
Darius Reynaud 96 kickoff return vs. Maryland

2005
Jamille Addae 40 interception return vs. Pitt
Thandi Smith 1 punt return vs. Rutgers
Antonio Lewis 77 punt return vs. East Carolina
Eric Wicks 31 interception return vs. Syracuse

2004
Mike Lorello 21 interception return vs. Connecticut
Eric Wicks 34 interception return vs. Virginia Tech
Adam Lehnortt 21 fumble return vs. James Madison
Adam Jones 76 punt return vs. East Carolina

2003
Lance Frazier 64 punt return vs. Temple
Adam Jones 47 fumble return vs. Temple
Adam Jones 49 interception return vs. Boston College
Adam Jones 87 kickoff return vs. Boston College
Joe Hunter 0 blocked punt return vs. UCF

2002
Arthur Harrison 0 fumble recovery vs. East Carolina
Angel Estrada 43 interception return vs. Rutgers

2001
Shawn Terry 100 kickoff return vs. Maryland
Shawn Hackett 10 fumble return vs. Rutgers
Shawn Hackett 50 interception return vs. Rutgers

2000
Grant Wiley 22 interception return vs. Boston College
Shawn Hackett 41 interception return vs. Boston College
Grant Wiley 15 interception return vs. Idaho
Ben Meighan 36 fumble return vs. Virginia Tech
Shawn Terry 100 kickoff return vs. Syracuse
Richard Bryant 49 interception return vs. Rutgers
Jason Davis 0 fumble return vs. East Carolina
Shawn Terry 89 kickoff return vs. Pitt
Lance Frazier 32 interception return vs. Pitt
Shawn Terry 99 kickoff return vs. Ole Miss

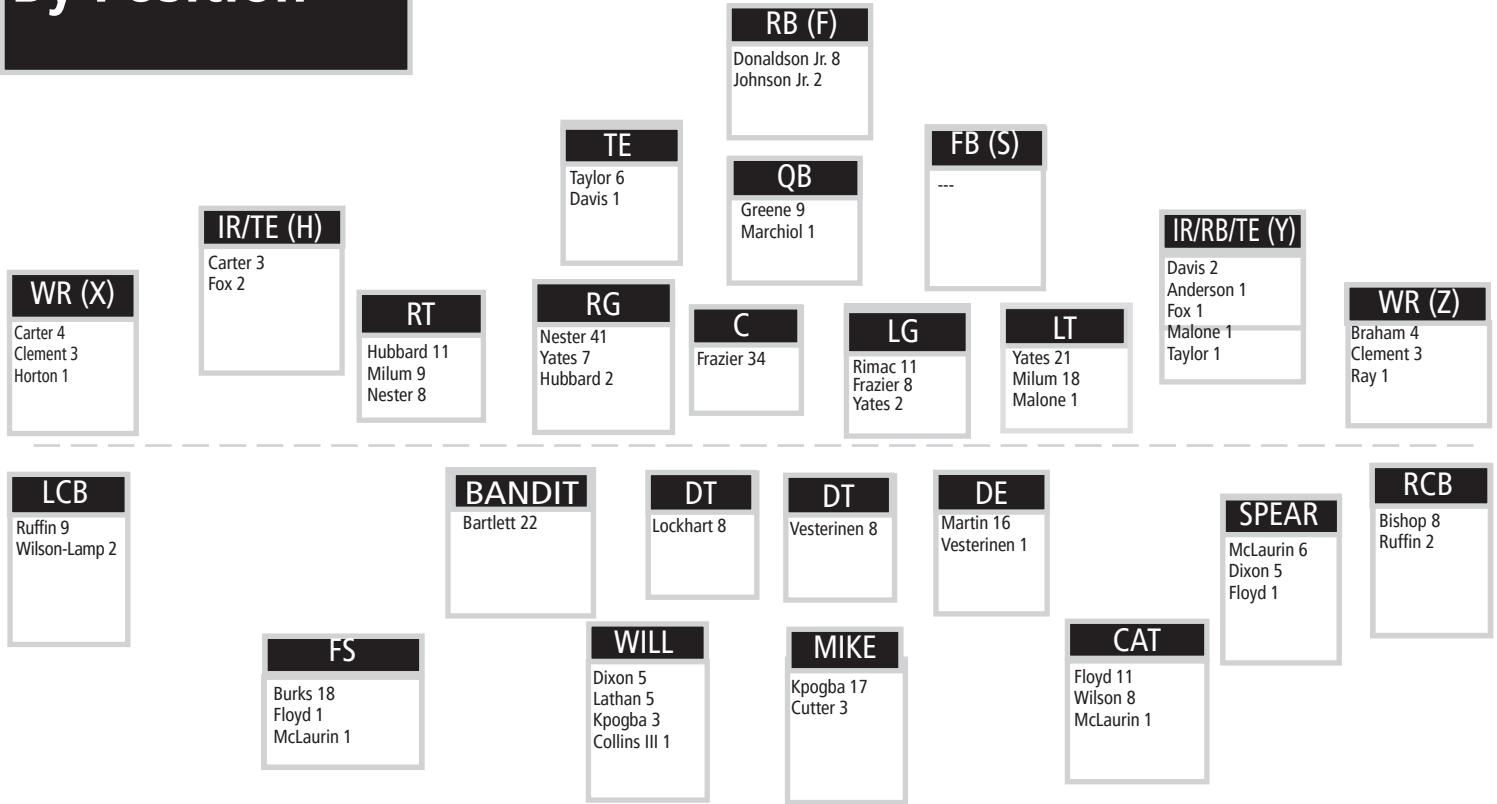
18 OF THE LAST 21 YEARS

- Dating back to the 2002 Continental Tire Bowl, played in Charlotte, North Carolina, West Virginia has made 18 bowl appearances in the last 21 years, missing only the 2013, 2019 and 2022 seasons.
- The Mountaineers are one of 16 Power 5 schools to accomplish that feat: Georgia (21), Oklahoma (21), Wisconsin (21), Clemson (20), Florida (20), LSU (20), Ohio State (20), Oklahoma State (20), Virginia Tech (19), Alabama (19), Auburn (19), Florida State (18), Iowa (18), Oregon (18), Texas (18) and West Virginia (18).

2023 Home and Away

Rushing	Att-Yds-Avg	Avg/Gm
Home (3-1).....	186-838-4.5.....	209.5
Away (2-2).....	177-788-4.5.....	197.0
Passing	Comp-Att-Yds-TD-Int	Avg/Gm
Home (3-1).....	51-95-723-8-3.....	180.8
Away (2-2).....	61-110-859-2-1.....	214.8
Total Offense	Rush-Pass-Total	Avg/Gm
Home (3-1).....	838-723-1,561.....	390.3
Away (2-2).....	788-859-1,647.....	411.8
Rush Defense	Att-Yds-Avg	Avg/Gm
Home (3-1).....	135-574-4.3.....	143.5
Away (2-2).....	132-610-4.6.....	152.5
Pass Defense	Comp-Att-Yds-TD-Int	Avg/Gm
Home (3-1).....	62-131-683-5-6.....	170.8
Away (2-2).....	91-134-1,157-12-3.....	289.3
Total Defense	Rush-Pass-Total	Avg/Gm
Home (3-1).....	574-683-1,257.....	314.3
Away (2-2).....	610-1,157-1,767.....	441.8

Career Starts By Position



2023 OFFENSIVE GAME-BY-GAME STARTERS

Game	WR (X)	WR (Z)	IR/TE (Y)	TE/FB	LT	LG	C	RG	RT	IR/RB/TE	RB	QB
at Penn State	Carter	Braham	Taylor	Davis	Milum	Rimac	Frazier	Yates	Nester	--	Donaldson	Greene
Duquesne	Clement	Braham	Taylor	Malone	Milum	Rimac	Frazier	Yates	Nester	--	Donaldson	Greene
Pitt	Carter	Clement	Taylor	--	Milum	Rimac	Frazier	Yates	Nester	Anderson	Donaldson	Greene
Texas Tech	Carter	Clement	Fox	Taylor	Milum	Rimac	Frazier	Yates	Nester	--	Donaldson	Marchiol
at TCU	Carter	Clement	Fox	Davis	Milum	Rimac	Frazier	Yates	Nester	--	Donaldson	Greene
at Houston	Clement	--	Carter	Davis	Malone	Yates	Frazier	Hubbard	Nester	Taylor	Donaldson	Greene
Oklahoma State	Clement	Ray	Carter	Taylor	Milum	Yates	Frazier	Hubbard	Nester	--	Donaldson	Greene
at UCF	Horton	--	Carter	Taylor	Milum	Rimac	Frazier	Yates	Nester	Fox	Johnston	Greene

BYU

at Oklahoma

Cincinnati

at Baylor

2023 DEFENSIVE GAME-BY-GAME STARTERS

Game	BANDIT	DE	DT	DT	WLB	MLB	LCB	FS	CS	SPEAR	RCB
at Penn State	Bartlett	Martin	Lockhart	Vesterinen	Lathan	Kpogba	Wilson-Lamp	Burks	Wilson	McLaurin	Bishop
Duquesne	Bartlett	Martin	Lockhart	Vesterinen	Lathan	Kpogba	Wilson-Lamp	Burks	Wilson	McLaurin	Bishop
Pitt	Bartlett	Martin	Lockhart	Vesterinen	Lathan	Kpogba	Ruffin	Burks	Wilson	McLaurin	Bishop
Texas Tech	Bartlett	Martin	Lockhart	Vesterinen	Lathan	Kpogba	Ruffin	Burks	Wilson	McLaurin	Bishop
at TCU	Bartlett	Martin	Lockhart	Vesterinen	Lathan	Kpogba	Ruffin	Burks	Wilson	Dixon	Bishop
at Houston	Bartlett	Martin	Lockhart	Vesterinen	Kpogba	Cutter	Ruffin	Floyd	Wilson	McLaurin	Bishop
Oklahoma State	Bartlett	Martin	Lockhart	Vesterinen	Kpogba	Cutter	Ruffin	Floyd	Wilson	McLaurin	Bishop
at UCF	Bartlett	Martin	Lockhart	Vesterinen	Kpogba	Cutter	Ruffin	Burks	Wilson	Floyd	Bishop

BYU

at Oklahoma

Cincinnati

at Baylor



MOUNTAINEER 2023 SEASON HIGHS

Offense

Rushing	Att.	Yards	TDs	Long	100-yd Games
Jaylen Anderson	19 (Pitt)	62 (Pitt)	1 (DUQ)	15 (DUQ)	0
CJ Donaldson Jr.	22 (TCU)	121 (UCF)	1 (7x/UCF)	32 (UCF)	2 (UCF)
Rodney Gallagher	3 (UCF)	17 (TCU)	0	15 (TCU)	0
Garrett Greene	16 (OSU)	117 (OSU)	3 (UCF)	35 (TCU)	1 (OSU)
Nicco Marchiol	15 (TTU)	72 (TTU)	1 (DUQ)	19 (TTU)	0
DJ Oliver	10 (DUQ)	38 (DUQ)	1 (DUQ)	6 (DUQ)	0
Jahiem White	12 (DUQ)	110 (DUQ)	1 (2x/UCF)	39 (DUQ)	1 (DUQ)
Justin Johnson Jr.	14 (OSU)	72 (OSU)	1 (OSU)	30 (OSU)	0

Passing	Comp.	Att.	Yards	TDs	Long
Garrett Greene	20 (HOU)	38 (HOU)	391 (HOU)	4 (DUQ)	70 (DUQ)
Nicco Marchiol	12 (TTU)	21 (TTU)	78 (TTU)	1 (TTU)	29 (DUQ)

Receiving	Rec.	Yards	TDs	Long	100-yd Games
Jaylen Anderson	2 (PSU)	15 (PSU)	0	10 (3x/UCF)	0
Devin Carter	6 (PSU)	116 (HOU)	1 (OSU)	49 (HOU)	1 (HOU)
Hudson Clement	5 (DUQ)	177 (DUQ)	3 (DUQ)	70 (DUQ)	1 (DUQ)
CJ Cole	2 (DUQ)	17 (DUQ)	0	10 (DUQ)	0
TreyLan Davis	1 (2x/TTU)	1 (2x/TTU)	0	1 (2x/TTU)	0
CJ Donaldson Jr.	2 (3x/OSU)	25 (HOU)	0	18 (HOU)	0
Preston Fox	4 (OSU)	81 (OSU)	1 (DUQ)	34 (OSU)	0
Rodney Gallagher	2 (UCF)	20 (UCF)	0	13 (UCF)	0
EJ Horton Jr.	3 (OSU)	79 (OSU)	1 (OSU)	45 (HOU)	0
Kole Taylor	5 (HOU)	62 (HOU)	1 (2x/TTU)	21 (TTU)	0
Ja'Shaun Poke	2 (DUQ)	11 (DUQ)	0	11 (DUQ)	0
Traylon Ray	3 (HOU)	43 (HOU)	1 (HOU)	35 (HOU)	0
Kole Taylor	4 (UCF)	55 (DUQ)	0	29 (DUQ)	0

Defense

Tackles	Solo	Assisted	Total	TFL	Sacks
Jared Bartlett	5 (HOU)	3 (2x/Pitt)	7 (HOU)	1.5 (DUQ)	1.0 (3x/HOU)
Caden Biser	4 (UCF)	2 (2x/UCF)	6 (UCF)	1.0 (DUQ)	0
Beanie Bishop Jr.	7 (TCU)	2 (4x/OSU)	9 (TCU)	0.5 (PSU)	0
Tyrin Bradley	4 (OSU)	2 (HOU)	5 (OSU)	1.5 (OSU)	1 (Pitt)
Aubrey Burks	6 (TTU)	1 (3x/OSU)	7 (TTU)	1.0 (2x/TTU)	0
Keyshawn Cobb	0	2 (DUQ)	2 (DUQ)	0	0
Ben Cutter	5 (2x/UCF)	4 (2x/TCU)	7 (OSU)	1.0 (3x/UCF)	0
Lance Dixon	4 (TTU)	1 (3x/Pitt)	4 (TTU)	1.0 (HOU)	0
Tomiwa Durojaiye	2 (2x/TCU)	3 (TCU)	5 (TCU)	1.5 (2x/TCU)	1.5 (DUQ)
Jairo Faverus	1 (4x/OSU)	2 (DUQ)	3 (DUQ)	0.5 (DUQ)	0
Oreyend Fisher	0	1 (DUQ)	1 (DUQ)	0.5 (DUQ)	0
Marcis Floyd	4 (OSU)	2 (UCF)	5 (OSU)	1.0 (2x/OSU)	1.0 (TTU)
Davoan Hawkins	1 (2x/UCF)	2 (PSU)	2 (PSU)	1.0 (TTU)	1.0 (TTU)
Lee Kpogba	8 (TCU)	6 (PSU)	13 (PSU)	1.5 (PSU)	1.0 (2x/UCF)
Trey Lathan	3 (2x/Pitt)	6 (TTU)	8 (2x/TTU)	0.5 (2x/Pitt)	0
Zeiqui Lawton	0	1 (DUQ)	1 (DUQ)	0.5 (DUQ)	0
Mike Lockhart	2 (TCU)	2 (3x/TTU)	3 (3x/TCU)	1.5 (2x/TCU)	0.5 (TCU)
Joshiah Jackson	1 (DUQ)	0	1 (DUQ)	0	0
Sean Martin	3 (PSU)	3 (DUQ)	4 (2x/TTU)	2.0 (HOU)	0
Cory McIntyre Jr.	1 (DUQ)	0	1 (DUQ)	0	0
Hershey McLaurin	5 (TCU)	3 (2x/OSU)	7 (TCU)	2.0 (TCU)	0.5 (DUQ)
Montre Miller	3 (PSU)	0	3 (PSU)	0	0
Fatorma Mullbah	2 (2x/OSU)	3 (Pitt)	5 (Pitt)	1.0 (2x/Pitt)	0
Asani Redwood	0	1 (Pitt)	1 (Pitt)	0	0
Malachi Ruffin	5 (2x/UCF)	2 (2x/OSU)	7 (HOU)	0	0
Hammond Russell IV	1 (2x/UCF)	1 (Pitt)	1 (3x/UCF)	0	0
Jacolby Spells	1 (2x/HOU)	1 (DUQ)	2 (DUQ)	0.5 (DUQ)	0
Taurus Simmons	1 (2x/OSU)	0	1 (2x/OSU)	0	0
Christian Stokes	0	1 (DUQ)	1 (DUQ)	0.5 (DUQ)	0
Jalen Thornton	0	2 (OSU)	2 (OSU)	0.5 (TCU)	0.5 (TCU)
Edward Vesternien	3 (TTU)	4 (TTU)	7 (TTU)	2.0 (TCU)	0.5 (HOU)
Avery Wilcox	0	1 (HOU)	1 (HOU)	0	0
Anthony Wilson	6 (3x/UCF)	3 (2x/OSU)	8 (OSU)	0.5 (PSU)	0
Andrew Wilson-Lamp	4 (PSU)	1 (TTU)	4 (PSU)	0	0

Pass Defense	PBU	INTs	Total	TDs
Jared Bartlett	1 (TTU)	0	1 (TTU)	0
Beanie Bishop Jr.	4 (OSU)	2 (UCF)	4 (OSU)	0
Tyrin Bradley	1 (Pitt)	0	0	0
Aubrey Burks	2 (TTU)	1 (Pitt)	2 (TTU)	0
Marcis Floyd	3 (TTU)	1 (UCF)	3 (TTU)	0
Davoan Hawkins	1 (PSU)	0	1 (PSU)	0
Lee Kpogba	1 (TCU)	0	1 (TCU)	0
Trey Lathan	1 (2x/TTU)	0	1 (2x/TTU)	0
Hershey McLaurin	2 (TCU)	0	2 (TCU)	0
Malachi Ruffin	1 (3x/UCF)	1 (Pitt)	1 (4x/UCF)	0
Antony Wilson	1 (2x/Pitt)	1 (OSU)	1 (3x/OSU)	0
Avery Wilcox	0	1 (DUQ)	1 (DUQ)	0

Turnovers	Forced	Recovered	TDs
Trey Lathan	1 (TTU)	0	0
Hudson Clement	0	1 (OSU)	0
Jalen Thornton	0	1 (UCF)	0

MOUNTAINEER CAREER HIGHS

Offense					
Rushing					
	Att.	Yards	TDs	Long	100-yd Games
Jaylen Anderson	15 (OSU '22)	155 (OSU '22)	2 (OSU '22)	57 (OSU '22)	1 (OSU '22)
CJ Donaldson	23 (Pitt '22)	125 (Pitt '22)	3 (TU '22)	82 (TU '22)	6 (UCF '23)
Garrett Greene	16 (OSU '23)	119 (OU '22)	3 (UCF '23)	67 (TCU '21)	3 (OSU '23)
Justin Johnson Jr.	14 (OSU '23)	83 (VT '22)	1 (4x/OSU '23)	30 (OSU '23)	0
Nicco Marchiol	15 (TTU '23)	72 (TTU '23)	1 (DUQ '23)	19 (TTU '23)	0
DJ Oliver	10 (DUQ '23)	38 (DUQ '23)	1 (DUQ '23)	6 (DUQ '23)	0
Jahiem White	12 (DUQ '23)	110 (DUQ '23)	1 (2x/UCF '23)	39 (DUQ '23)	1 (DUQ '23)
Passing					
	Comp.	Att.	Yards	TDs	Long
Garrett Greene	20 (HOU '23)	38 (HOU '23)	391 (HOU '23)	4 (DUQ '23)	71 (KSU '22)
Nicco Marchiol	12 (TTU '23)	21 (TTU '23)	78 (TTU '23)	1 (2x/TTU '23)	29 (DUQ '23)
Receiving					
	Rec.	Yards	TDs	Long	100-yd Games
Jaylen Anderson	4 (TU '22)	45 (TTU '22)	1 (TU '22)	22 (TTU '22)	0
Devin Carter *	7 (WF '21)	140 (BC '19)	2 (WF '21)	55 (BC '19)	4 (HOU '23)
Hudson Clement	5 (DUQ)	177 (DUQ)	3 (DUQ)	70 (DUQ)	1 (DUQ '23)
TreyLan Davis	2 (KSU '22)	17 (TTU '22)	0	17 (TTU '22)	0
Preston Fox	4 (OSU '23)	81 (OSU '23)	1 (2x/DUQ)	34 (OSU '23)	0
EJ Horton	3 (OSU '23)	79 (OSU '23)	1 (OSU '23)	45 (HOU '23)	0
Justin Johnson Jr.	2 (2x/KU '22)	18 (KU '22)	0	10 (KU '22)	0
Noah Massey +	3 (BU '20)	55 (BU '20)	0	33 (BU '20)	0
Ja'Shaun Poke &	13 (BSU '22)	124 (BU '20)	2 (BGUSU '20)	55 (BGUSU '20)	2 (EMU '22)
Traylan Ray	3 (HOU '23)	43 (HOU '23)	1 (HOU '23)	35 (HOU '23)	0
Kole Taylor	5 (HOU '23)	55 (DUQ '23)	1 (2x/TTU '23)	41 (MSU '21)^	0
Defense					
Tackles					
	Solo	Assisted	Total	TFL	Sacks
Jared Bartlett	5 (2x/HOU '23)	3 (6x/Pitt '23)	7 (HOU '23)	3.0 (VT '21)	3.0 (VT '21)
Caden Biser	4 (UCF '23)	3 (TU '22)	6 (2x/UCF '23)	0	0
Beanie Bishop Jr. <	7 (TCU '23)	2 (6x/OSU '23)	9 (TCU '23)	1.0 (NU '22)	1.0 (NU '22)
Tyrin Bradley!	4 (OSU '23)	8 (SFA '22)	10 (2x/SFA '22)	2 (2x/Utah Tech)	1 (5x/Pitt '23)
Aubrey Burks	8 (TTU '22)	3 (2x/KSU '22)	10 (TTU '22)	2.0 (TTU '22)	1.0 (TTU '22)
Keyshawn Cobb @	8 (Toledo '22)	7 (UMass '22)	9 (Akron '22)	1.5 (2x/Toldeo '22)	1.0 (CMU '22)
Raleigh Collins III	2 (TCU '22)	0	2 (TCU '22)	1.0 (TCU '22)	0
Ben Cutter	5 (2x/UCF '23)	4 (2x/TCU '23)	7 (OSU '23)	1.0 (3x/UCF '23)	0
Lance Dixon%	8 (UMN '21)	4 (OU '21)	11 (UMN '21)	1.0 (3x/HOU '23)	0
Tomawa Durojaye	2 (2x/TCU '23)	3 (TCU '23)	5 (TCU '23)	1.5 (DUQ '23)	1.5 (DUQ '23)
Marcis Floyd ^^	7 (APSU '21)	4 (5x/KSU '22)	9 (2x/OSU '22)	2.0 (APSU '21)	1.0 (4x/TTU '23)
Davaon Hawkins ?	6 (MSU '20-21)	7 (APSU '20-21)	7 (2x/APSU '20-21)	2.0 (APSU '21)	2.0 (APSU '21)
Lee Kpogba #	8 (2x/TCU '23)	6 (4x/PSU '23)	13 (3x/PSU '23)	2.0 (6x/OSU '22)	1.5 (OSU '22)
Trey Lathan	3 (PSU '23)	6 (TTU '23)	8 (2x/TTU '23)	0.5 (2x/Pitt '23)	0
Mike Lockhart**	2 (3x/TCU '23)	4 (2x/Duke '2)	5 (BC '20)	1.5 (2x/Pitt '23)	0.5 (UGA '21)
Davis Mallinger	8 (TTU '22)	2 (TTU '22)	10 (TTU '22)	1.0 (2x/TTU '22)	1.0 (2x/TTU '22)
Sean Martin	4 (KU '22)	4 (BU '22)	6 (BU '22)	2.0 (3x/HOU '23)	2.0 (OU '22)
Hershey McLaurin	7 (TTU '22)	6 (KU '22)	9 (TTU '22)	2.0 (TCU '23)	1.0 (BU '22)
Montre Miller >	8 (Akron '22)	3 (3x/BGSU '22)	8 (2x/BGSU '22)	2.0 (Iowa '21)	0
Fatorma Mulbah =	2 (2x/OSU '23)	3 (Pitt '23)	5 (Pitt '23)	1.0 (2x/Pitt '23)	0
Malachi Ruffin	5 (UCF '23)	3 (TU '22)	7 (HOU '23)	0	0
Edward Vesterinen	3 (TTU '23)	4 (TTU '23)	7 (TTU '23)	1.0 (3x/TTU '23)	0.5 (3x/HOU '23)
Anthony Wilson	12 (GSU '20)	8 (Army '20)	12 (GSU '20)	3 (CCU '21)	1.0 (2x/JMU '22)
Andrew Wilson-Lamp	4 (PSU '23)	2 (OSU '22)	4 (2x/PSU '23)	0	0
Pass Defense					
	PBU	INTs	Total	TDs	
Jared Bartlett	1 (3x/TTU '23)	0	1 (3x/TTU '23)	0	
Beanie Bishop Jr. <	4 (OSU '23)	2 (UCF '23)	4 (OSU '23)	0	
Aubrey Burks	2 (TTU '23)	1 (2x/Pitt '23)	2 (TTU '23)	0	
Keyshawn Cobb	3 (Toledo '22)	1 (OU '22)	3 (Toledo '22)	0	
Lance Dixon	1 (VT '22)	0	1 (VT '22)	0	
Marcis Floyd ^^	3 (3x/TTU '23)	2 (2x/TTU '21)	3 (3x/TTU '23)	1 (SEMO '20)	
Davaon Hawkins	1 (PSU '23)	0	1 (PSU '23)	0	
Mike Lockhart	1 (VT '22)	0	1 (VT '22)	0	
Hershey McLaurin	2 (TCU '23)	0	2 (TCU '23)	0	
Montre Miller >	3 (Miami (OH) '21)	0	3 (Miami (OH) '21)	0	
Malachi Ruffin	3 (OSU '22)	1 (3x/Pitt '23)	3 (OSU '22)	1 (KSU '22)	
Jacoby Spells	1 (DUQ '23)	1 (VT '22)	1 (VT '22)	1 (VT '22)	
Avery Wilcox	0	1 (DUQ '23)	1 (DUQ '23)	0	
Anthony Wilson\$	2 (4x/TSU '21)	1 (3x/OSU '22)	2 (4x/TSU '21)	0	
Andrew Wilson-Lamp	1 (2x/OSU '22)	0	1 (2x/OSU '22)	0	
Turnovers					
	Forced	Recovered	TDs		
Jared Bartlett	1 (VT '21)	1 (VT '21)	0		
Caden Biser	0	1 (TU '22)	0		
Aubrey Burks	1 (BU '22)	0	0		
Keyshawn Cobb @	1 (3x/CMU '22)	1 (BGUSU '22)	0		
Lance Dixon %	1 (OSU '20)	0	0		
Marcis Floyd ^^	1 (3x/ISU '22)	0	0		
Davaon Hawkins ?	1 (5x/Tenn. Tech '22)	1 (3x/EID '22)	0		
Lee Kpogba	0	1 (Pitt '22)	0		
Trey Lathan	1 (TTU '23)	0	0		
Montre Miller >	3 (VMI '21)	0	0		
Sean Martin	1 (2x/BU '22)	1 (LIU '21)	0		
Malachi Ruffin	0	1 (TCU '22)	0		
Anthony Wilson	1 (2x/GSU '22)	0	0		

% - Dixon's numbers from Penn State
 ** - Cox's numbers from North Dakota State
 > - Miller's numbers from Kent State
 ! - Bradely's numbers from Abilene Christian

* - Carter's numbers from NC State
 ^^ - Floyd's numbers from Murray State
 < - Bishop's numbers from Minnesota

+ - Massey's numbers from Bowling Green
 # - Kpogba's numbers from Syracuse
 @ - Cobb's numbers from Buffalo

& - Poke's numbers from Kent State
 ? - Hawkins' numbers from Tennessee State
 \$ - Wilson's numbers from Georgia Southern

^ - Taylor's numbers from LSU
 = - Mulbah's numbers from Penn State
 ** - Lockhart's numbers from Ga. Tech



2023 MOUNTAINEER ROSTER

No.	Name	Pos.	Ht.	Wt.	Cl.	Exp.	Hometown/High School/Previous College
0	Jaylen Anderson	RB	5-11	214	r-So.	1vl	Perry, Ohio/Perry
0	Montre Miller	CB	5-11	188	r-Sr.	TR	Blythewood, S.C./Westwood/Kent State
1	Lee Kpogba	LB	6-1	234	Sr.	1vl	Winston-Salem, N.C./Parkland/Syracuse/E. Miss. CC
2	Aubrey Burks	S	5-11	204	Jr.	1vl	Oakridge, Fla./Auburndale
2	Rodney Gallagher III	WR	5-11	167	Fr.	HS	Uniontown, Pa./Laurel Highlands
3	Tomiwa Durojaiye	DL	6-4	278	r-Fr.	TR	Philadelphia, Pa./Middletown (Del.)/Kentucky
3	Ja'Shaun Poke	WR	5-10	184	Sr.	TR	Hampton, Ga./Dutchtown/Kent State
4	CJ Donaldson Jr.	RB	6-1	238	So.	1vl	Miami, Fla./Gulliver Prep
5	Devin Carter	WR	6-3	215	r-Sr.	TR	Clayton, N.C./Clayton/NC State
5	Lance Dixon	SPEAR	6-2	221	r-Jr.	1vl	Oak Park, Mich./West Bloomfield/Penn State
6	Garrett Greene	QB	5-11	198	Jr.	2vl	Tallahassee, Fla./Chiles
6	Jacolby Spells	CB	5-11	184	So.	1vl	Fort Lauderdale, Fla./American Heritage
7	Andrew Wilson-Lamp	CB	6-2	175	r-So.	1vl	Massillon, Ohio/Massillon Washington
7	Traylon Ray	WR	6-3	185	Fr.	HS	Tallahassee, Fla./North Florida Christian
8	Tyrin Bradley	BAN	6-2	251	Jr.	TR	Lubbock, Texas/Monterey/Abilene Christian
8	Nicco Marchiol	QB	6-1	226	r-Fr.	RS	Chandler, Ariz./Hamilton
10	Jared Bartlett	BAN	6-2	236	r-Jr.	4vl	Miami, Fla./Collins Hill (Ga.)
10	Jarel Williams	WR	6-2	206	r-Fr.	RS	Saraland, Ala./Saraland
11	Beanie Bishop Jr.	CB	5-10	181	r-Sr.	TR	Louisville, Ky./Pleasure Ridge Park/Minnesota
12	Anthony Wilson	S	5-9	190	r-Jr.	TR	Columbia, S.C./Spring Valley/Georgia Southern
13	EJ Horton	WR	6-0	178	Jr.	TR	Louisville, Ky./Palmetto Academy/Marshall
13	Hershey McLaurin	SPEAR	6-1	212	Jr.	1vl	Friendship, Miss./Collins/Jones County JC
14	Malachi Ruffin	CB	5-10	193	r-Jr.	2vl	Nashville, N.C./Nash Central
15	Ben Cutter	LB	6-0	223	Fr.	HS	Denver, N.C./East Lincoln
15	Scott Kean	QB	6-2	203	r-Fr.	RS	Weston, Fla./St. Thomas Aquinas
15	Noah Massey	WR	6-3	237	r-Sr.	TR	Houston, Texas/Spring Westfield/Bowling Green/Angelo State
16	Sean Boyle	QB	6-2	210	Fr.	HS	Charlotte, N.C./Charlotte Catholic
17	Jackson Crist	QB	6-2	211	r-So.	SQ	Canfield, Ohio/Canfield
18	Tirek Austin-Cave	LB	6-1	229	Jr.	SQ	Pennsauken, N.J./Camden/Miami
18	Grant Cochran	QB	6-5	220	Fr.	HS	Princeton, W.Va./Princeton
19	Trey Lathan	LB	6-1	222	r-Fr.	RS	Goulds, Fla./Gulliver Prep
19	Graeson Malashevich	WR	5-9	183	r-Jr.	2vl	Ceredo, W.Va./Spring Valley
20	DJ Oliver	RB	5-10	250	Fr.	HS	Perry, Fla./Port Saint Joe
22	Michael Hayes	K	5-9	187	r-Jr.	TR	Florence, S.C./West Florence/Georgia State
22	Josiah Jackson	CB	6-0	182	Fr.	HS	Fairfield, Ohio/Fairfield
22	Jahiem White	RB	5-7	190	Fr.	HS	York, Pa./William Penn Senior
23	Keyshawn Cobb	S	5-10	208	Sr.	TR	Fort Valley, Ga./Peach Valley/Bufalo
24	Marcis Floyd	S	6-0	197	r-Sr.	1vl	Louisville, Ky./Du Pont Manual/Murray State
25	Tyler Evans	WR	5-7	184	r-Fr.	RS	Austintown, Ohio/Austintown Fitch
25	Jordan Jackson	CB	5-11	178	Fr.	HS	Fairfield, Ohio/Fairfield
26	Justin Johnson Jr.	RB	5-11	202	Jr.	2vl	St. Louis, Mo./Edwardsville
27	Davis Mallinger	WR	6-1	191	r-So.	1vl	Melbourne, Fla./Cocoa
28	Aden Tagaloa-Nelson	S	6-1	195	Fr.	HS	Lexington, Ky./Woodford County
29	Preston Fox	WR	5-10	188	r-Fr.	SQ	Morgantown, W.Va./Morgantown
29	Deuce Shabazz	CB	5-11	188	r-Fr.	TR	Marietta, Ga./Harrison/Pitt
30	Brayden Dudley	BAN	6-2	247	r-So.	SQ	Buford, Ga./Mill Creek
30	Judah Price	RB	5-9	188	Fr.	HS	Coal City, W.Va./Independence
31	Christion Stokes	S	6-0	199	r-Fr.	RS	Harper Woods, Mich./Harper Woods
32	Raleigh Collins III	SPEAR	6-2	199	r-Fr.	RS	Newark, Del./Neumann Goretti
33	Jairo Faverus	LB	6-0	217	r-So.	SQ	Amsterdam, The Netherlands/Bristol Academy of Sports
34	Avery Wilcox	S	6-0	204	r-So.	SQ	Ft. Mill, S.C./Ft. Mill
35	Luke Hamilton	FB	5-11	241	r-Sr.	TR	Cumberland, Md./Fort Hill/Towson
36	Caden Biser	LB	6-0	230	r-So.	1vl	Keyser, W.Va./Morgantown
36	Noah Braham	TE	6-3	234	Fr.	HS	Morgantown, W.Va./University
37	Jayden Bell	CB	5-10	155	Fr.	HS	Fort Lauderdale, Fla./Saint Thomas Aquinas
38	Donald Brandel	LB	6-0	218	r-Fr.	RS	Morgantown, W.Va./University
38	Macguire Moss	LS	6-1	229	r-Fr.	RS	Batavia, Ill./Batavia
39	Quayvon Cyrus	CB	6-2	185	Fr.	HS	Parkersburg, W.Va./Parkersburg
39	Danny King	K	5-10	181	r-Jr.	SQ	Cumberland, Md./Fort Hill
40	Josiah Trotter	LB	6-2	242	Fr.	HS	Philadelphia, Pa./Saint Joseph's Prep

2023 MOUNTAINEER ROSTER

41	Kam Shallis	LB	5-11	205	Fr.	HS	Martinsburg, W.Va./Martinsburg
41	Oliver Straw	P	6-2	210	So.	1vl	Melbourne, Australia/Mentone Grammar School
42	RJ Kocan	K	5-10	226	r-Fr.	RS	West Islip, N.Y./St. John the Baptist
43	Austin Brinkman	LS	6-4	235	Jr.	2vl	Bel Air, Md./The John Carroll School
43	Colin McBee	FB	6-0	236	r-Fr.	RS	Morgantown, W.Va./University
44	Oreyend Fisher	DL	6-6	217	Fr.	HS	Georgetown, Ky./Great Crossing
45	Taurus Simmons	DL	6-2	245	Jr.	2vl	Savannah, Ga./Jenkins
46	Luke Savino	P	5-10	175	Fr.	HS	Somers, N.Y./Somers
47	Anthony Del Negro	DL	6-0	246	r-Sr.	1vl	Bohemia, N.Y./Connetquot/Stony Brook
48	Tyler Cain	LB	6-3	220	r-Fr.	HS	Beaver Falls, Pa./Beaver Falls/Navy Prep
48	Nate Flower	K	6-2	170	Fr.	HS	Fairmont, W.Va./Fairmont Senior
49	Taran Fitzpatrick	WR	6-1	192	r-Fr.	RS	Charleston, W.Va./George Washington
50	Brandon Yates	OL	6-4	316	r-Jr.	3vl	Middletown, Del./Liberty (Las Vegas, Nev.)
52	Nick Krahe	OL	6-6	293	Fr.	HS	Erie, Pa./Harbor Creek
52	Corey McIntyre Jr.	DL	6-3	305	Fr.	HS	Port St. Lucie, Fla./Treasure Coast
54	Zach Frazier	OL	6-3	311	Jr.	3vl	Fairmont, W.Va./Fairmont Senior
54	Fatorma Mulbah	DL	6-3	306	r-Jr.	TR	Harrisburg, Pa./Susquehanna Township/Penn State
55	Davoan Hawkins	DL	6-3	270	S-Sr.	TR	Lauderhill, Fla./Chaminade-Madonna/Kentucky/Tennessee State
55	Tomas Rimac	OL	6-6	318	r-So.	1vl	Brunswick, Ohio/Brunswick
56	James Heard Jr.	BAN	6-2	229	Fr.	HS	Camden, N.J./Camden
56	Sullivan Weidman	OL	6-5	323	r-Fr.	RS	Franklin, Mass./Dexter Southfield
58	Nick Malone	OL	6-5	298	r-Jr.	2vl	Morgantown, W.Va./Morgantown
60	Johnny Williams IV	OL	6-7	308	Fr.	HS	Macon, Ga./Northeast
63	Bryce Biggs	OL	6-4	310	r-So.	SQ	Ashland, Ky./Spring Valley
64	Cooper Young	OL	6-5	319	Fr.	HS	Downingtown, Pa./Downingtown West
66	Ja'Quay Hubbard	OL	6-5	326	r-Jr.	1vl	Hermitage, Pa./Sharpsville/Virginia
67	Landen Livingston	OL	6-4	294	r-Fr.	RS	Leo, Ind./Leo
71	Maurice Hamilton	OL	6-3	321	r-Fr.	RS	Cleveland, Ohio/Cleveland Heights
72	Doug Nester	OL	6-7	320	Sr.	2vl	Kenova, W.Va./Spring Valley/Virginia Tech
74	Wyatt Milum	OL	6-6	310	Jr.	2vl	Kenova, W.Va./Spring Valley
76	Charlie Katarancic	OL	6-4	293	r-Fr.	RS	Pittsburgh, Pa./Choate Rosemary School (Conn.)
80	TJ Johnson	TE	6-3	219	Fr.	HS	Chesapeake, Va./Oscar Smith
81	Treylan Davis	TE	6-3	255	r-So.	1vl	Jackson, Ohio/Jackson
82	Victor Wikstrom	TE	6-4	263	r-So.	SQ	Uppsala, Sweden/RIG Celsiusskolan
83	CJ Cole	WR	6-4	207	r-So.	SQ	Washington, Pa./McGuffey
84	Hudson Clement	WR	6-1	197	r-Fr.	RS	Martinsburg, W.Va./Martinsburg
86	Will Dixon	TE	6-5	227	r-Fr.	RS	Hillsborough, N.J./Hillsborough
87	Derek Berlitz	DL	6-1	256	r-Fr.	RS	Catawissa, Pa./Southern Columbia
87	Kole Taylor	TE	6-7	246	Jr.	TR	Grand Junction, Colo./Central/LSU
88	Donovan Grayson	DL	6-3	225	Fr.	HS	Stafford, Va./Brooke Point
89	DJ Cotton	DL	6-2	260	Fr.	HS	Baltimore, Md./Mt. Zion Prep
89	Carson Everhart	TE	6-5	229	So.	TR	East Wenatchee, Wash./Eastmont/Simon Fraser
91	Sean Martin	DL	6-5	291	Jr.	2vl	Bluefield, W.Va./Bluefield
92	Asani Redwood	DL	6-3	290	r-Fr.	RS	Suwanee, Ga./Collins Hill
93	Mike Lockhart	DL	6-3	309	r-Jr.	1vl	Birmingham, Ala./Huffman/Georgia Tech
94	Hammond Russell IV	DL	6-3	307	r-So.	SQ	Dublin, Ohio/Dublin Coffman
95	Zachariah Keith	DL	6-6	258	Fr.	HS	Douglasville, Ga./Douglas County
96	Edward Vesterinen	DL	6-3	283	Jr.	2vl	Helsinki, Finland/French Finnish School of Helsinki
97	Jalen Thornton	DL	6-2	277	r-Jr.	3vl	Cincinnati, Ohio/Indian Hill
98	Leighton Bechdel	P/LS	6-0	211	r-Jr.	SQ	Towson, Md./Towson
98	Harry Hilvert	DL	6-0	250	r-Fr.	RS	Cleves, Ohio/Taylor
99	Zeiqui Lawton	DL	6-1	271	r-So.	RS	Charleston, W.Va./South Charleston/Cincinnati
99	Ronan Swope	P	5-11	160	r-So.	SQ	King of Prussia, Pa./Malvern Prep

THE LAST TIME ...

By The Mountaineers ...

30 Rushing Attempts: 33 by Leddie Brown vs. Texas/Nov. 20, 2021
40 Rushing Attempts: 40 by Quincy Wilson vs. Rutgers/Oct. 11, 2003
100 Rushing Yards: 121 by CJ Donaldson at UCF/Oct. 28, 2023
200 Rushing Yards: 209 by Justin Crawford vs. Baylor/Dec. 3, 2016
300 Rushing Yards: 331 by Justin Crawford vs. Oklahoma/Nov. 19, 2016
75-Yard Run (no touchdown): 79 by Tevin Bush vs. Baylor/Oct. 25, 2018
75-Yard Touchdown Run: 82 by CJ Donaldson Jr. vs. Towson/Sept. 17, 2022
50-Yard Run (no touchdown): 51 by Martell Pettaway vs. Syracuse/Dec. 28, 2018
50-Yard Touchdown Run: 54 and 57 by Jaylen Anderson at Oklahoma State/Nov. 26, 2022
2 Rushing Touchdowns: 3 by Garrett Greene at UCF/Oct. 28, 2023
2 Rushing Touchdowns in Back-to-Back Games: by Garrett Greene, 2 at TCU/Sept. 30, 2023 and 2 at Houston/Oct. 12, 2023
Two Players with 2 Rushing Touchdowns: 2 by Tony Mathis Jr. and 3 by CJ Donaldson Jr. vs. Towson/Sept. 17, 2022
3 Rushing Touchdowns: 3 by Garrett Greene at UCF/Oct. 28, 2023
Double 100-Yard Rushers: 104 by Tony Mathis Jr. and 101 by CJ Donaldson Jr. vs. Towson/Sept. 17, 2022
Three 100-Yard Rushers: 129 by Skyler Howard, 115 by Wendell Smallwood and 108 by Rushel Shell at Kansas/Nov. 21, 2015
Double 200-Yard Rushers: by Pat White (220) and Steve Slaton (215) at Pitt/Nov. 16, 2006
Two 100-Yard Rushers and Two 100-Yard Receivers: 129 by Justin Crawford and 127 by Kennedy McKoy rushing and 7 catches for 104 yards by Daikiel Shorts and 4 catches for 102 yards by Shelton Gibson vs. Kansas/Nov. 5, 2016
30 Pass Completions: 30 by Jarret Doege vs. Iowa State/Oct. 31, 2021
20 Pass Completions: 20 by Garrett Greene at Houston/Oct. 12, 2023
20 Consecutive Completions: 21 by Geno Smith vs. Kansas/Dec. 1, 2012
10 Consecutive Completions: 11 by JT Daniels vs. Kansas/Sept. 10, 2022
60 Pass Attempts: 65 by Geno Smith vs. LSU/Sept. 24, 2011
50 Pass Attempts: 50 by Jarret Doege at Texas/Nov. 7, 2020
40 Pass Attempts: 48 by JT Daniels at Texas/Oct. 1, 2022
35 Pass Attempts: 38 by Garrett Greene at Houston/Oct. 12, 2023
30 Pass Attempts: 30 by Garrett Greene vs. Oklahoma State/Oct. 21, 2023
3 Touchdown Passes: 4 by Garrett Greene vs. Duquense/Sept. 9, 2023
4 Touchdown Passes: 4 by Garrett Greene vs. Duquense/Sept. 9, 2023
5 Touchdown Passes: 5 by Will Grier vs. Kansas State/Sept. 22, 2018
6 Touchdown Passes: 8 by Geno Smith vs. Baylor/Sept. 29, 2012
300 Yards Passing: 391 by Garrett Greene at Houston/Oct. 12, 2023
400 Yards Passing: 539 by Will Grier vs. Oklahoma/Nov. 23, 2018
500 Yards Passing: 539 by Will Grier vs. Oklahoma/Nov. 23, 2018
600 Yards Passing: 656 by Geno Smith vs. Baylor/Sept. 29, 2012
100 Yards Rushing and Passing: by Garrett Greene (117/249) vs. Oklahoma State/Oct. 21, 2023
200 Yards Rushing and Passing: by Pat White (220/204) at Pitt/Nov. 16, 2006
100 Yards Rushing and Receiving: by Steve Slaton (215/130) at Pitt/Nov. 16, 2006
300 Yards Total Offense: 366 by Garrett Greene vs. Oklahoma State/Oct. 21, 2023
400 Yards Total Offense: 437 by Garrett Greene at Houston/Oct. 12, 2023
500 Yards Total Offense: 517 by Will Grier vs. Oklahoma/Nov. 23, 2018
600 Yards Total Offense: 687 by Geno Smith vs. Baylor/Sept. 29, 2012
15 Receptions: 16 by Kevin White at Texas/Nov. 8, 2014
10 Receptions: 11 by Bryce Ford-Wheaton vs. Kansas/Sept. 10, 2022
9 Receptions: 11 by Bryce Ford-Wheaton vs. Kansas/Sept. 10, 2022
4 Touchdown Receptions: 4 by Stedman Bailey vs. Oklahoma/Nov. 17, 2012
3 Touchdown Receptions: 3 by Hudson Clement vs. Duquense/Sept. 9, 2023
2 Touchdown Receptions: 2 by Bryce Ford-Wheaton vs. Kansas/Sept. 10, 2022
Two Players with 2 Touchdown Receptions: 2 by Gary Jennings Jr. and 2 by David Sills V vs. Oklahoma/Nov. 23, 2018
Double 100-Yard Receivers: 106 by Bryce Ford-Wheaton and 100 by Winston Wright Jr. vs. Iowa State/Oct. 30, 2021
Three 100-Yard Receivers: 303 by Stedman Bailey, 215 by Tavon Austin and 114 by J.D. Woods vs. Baylor/Sept. 29, 2012
100 Yards Receiving: 116 by Devin Carter at Houston/Oct. 12, 2023
150 Yards Receiving: 177 Hudson Clement vs. Duquense/Sept. 9, 2023
200 Yards Receiving: 225 by Gary Jennings Jr. vs. Oklahoma/Nov. 23, 2018
75-Yard Touchdown Reception: 83 by George Campbell from Austin Kendall at Baylor/Oct. 31, 2019
50-Yard Touchdown Reception: 50 by Hudson Clement from Garrett Greene at Houston/Oct. 12, 2023
50-Yard Reception (no touchdown): 51 by Sam James from JT Daniels vs. Towson/Sept. 17, 2022
Rushing and Receiving Touchdown: by Leddie Brown vs. Kansas/Oct. 17, 2020
2 Rushing and 2 Receiving Touchdowns: by Steve Slaton at Pitt/Nov. 16, 2006
2 Rushing and 2 Passing Touchdowns: by Garrett Greene at Houston/Oct. 12, 2023
Kickoff Return For Touchdown: 90 yards by Winston Wright Jr. vs. LIU/Sept. 11, 2021
Recovered an Onside Kick: Casey Legg kicked the ball 17 yards, recovered by Alonzo Addae vs. Army/Dec. 31, 2020
Returned Opening Kick for a Touchdown: 90 yards by Winston Wright Jr. vs. LIU/Sept. 11, 2021
Punt Return For Touchdown: 76 yards by Tavon Austin vs. TCU/Nov. 3, 2012

TRAYLON RAY



MARCIS FLOYD



THE LAST TIME ...

Punt Blocked and Returned For Touchdown: 1 yard by Thandi Smith (blocked, picked up and returned) at Rutgers/Oct. 8, 2005

Punt Blocked: by Davoan Hawkins vs. Oklahoma State/Oct. 21, 2023

Punt Blocked For Touchdown: Blocked by Osman Kamara and recovered by Marvin Gross vs. Oklahoma State/Oct. 28, 2017

Punt Blocked For Safety: by Jarrod Harper at Maryland/Sept. 13, 2014

Interception Return For Touchdown: 43 yards by Malachi Ruffin vs. Kansas State/Nov. 19, 2022

Interception Return For Touchdown by a Defensive Lineman: 19 yards by Keilen Dykes at Syracuse/Oct. 6, 2007

Two Interceptions Returned for Touchdown: by Shawn Hackett (41) and Grant Wiley (22) vs. Boston College/Sept. 2, 2000

50-Yard Field Goal: 51 by Casey Legg at Kansas State/Nov. 16, 2019

Field Goal Blocked: by Dante Stills vs. Baylor/Oct. 3, 2020

Two Field Goals Blocked: by Mike Lockhart and Sean Martin at TCU/Sept. 30, 2023

Field Goal Blocked and Returned for Touchdown: 72 yards by Derrek Pitts Jr., (blocked by Kenny Bigelow Jr.) at Iowa State/Oct. 13, 2018

Missed an Extra Point: by Casey Legg vs. Kansas State/Nov. 19, 2022

Two Interceptions in a Game: 2 by Beanie Bishop Jr. at UCF/Oct. 28, 2023

Three Interceptions in a Game: 3 by Karl Joseph vs. Georgia Southern/Sept. 5, 2015

Three Interceptions in a Quarter: 3 by Karl Joseph vs. Georgia Southern/Sept. 5, 2015

Four Interceptions in a Game: 4 by Mike Slater vs. Kentucky/Nov. 1, 1969

Intercepted Fumble Returned For Touchdown: no instance yet found

Fumble Returned For Touchdown: 42 yards by Jared Barber vs. Texas/Nov. 14, 2014

Fumble Recovered For Touchdown: 0 yards by Karl Joseph at Baylor/Oct. 4, 2013

Two-Point Conversion By Rush: Reese Smith vs. Army/Dec. 31, 2020

Two-Point Conversion By Pass: Traylon Ray from Garrett Greene at Houston/Oct. 12, 2023

Extra Point Blocked: by Dante Stills vs. Baylor/Oct. 13, 2022

Extra Point Blocked and Returned for Defensive Extra Point Conversion: 87 yards by Jacolby Spells vs. Baylor/Oct. 13, 2022

Defensive Extra Point: Jacolby Spells returned blocked extra point 87 yards for a defensive extra-point conversion vs. Baylor/Oct. 13, 2022

Defensive Extra Point (Two-Point Pass Attempt): Matt Taffoni intercepted Pitt two-point pass attempt (John Ryan) and returned it 100 yards for a two-point defensive score /Oct. 15, 1994

Team Gained 300 Yards Rushing: 304 vs. Duquesne/Sept. 9, 2023

Team Gained 400 Yards Rushing: 426 at Kansas/Nov. 21, 2015

Team Gained 500 Yards Rushing: 517 vs. Connecticut/Nov. 24, 2007

Team Failed To Gain 100 Yards Rushing: 76 at Iowa State/Nov. 5, 2022

Team Failed To Gain 50 Yards Rushing: 17 vs. Oklahoma State/Nov. 6, 2021

Team Gained 300 Yards Passing: 391 at Houston/Oct. 12, 2023

Team Gained 400 Yards Passing: 498 vs. Texas Tech/Nov. 9, 2019

Team Gained 500 Yards Passing: 539 vs. Oklahoma/Nov. 23, 2018

Team Failed To Gain 100 Yards Passing: 99 vs. Texas Tech/Sept. 23, 2023

Team Gained 500 Yards Total Offense: 546 at Houston/Oct. 12, 2023

Team Gained 600 Yards Total Offense: 619 vs. Duquesne/Sept. 9, 2023

Team Gained 700 Yards Total Offense: 704 vs. Oklahoma/Nov. 23, 2018

Team Gained 800 Yards Total Offense: 807 vs. Baylor/Sept. 29, 2012

Team Gained 400 Yards Total Offense in the First Half: 435 vs. Towson/Sept. 17, 2022

Team Gained 400 Yards Total Offense in the Second Half: 523 vs. Oklahoma /Nov. 17, 2012

Team Failed To Gain 200 Yards Total Offense: 133 vs. Oklahoma State/Nov. 6, 2021

Drive of 99 Yards: 99 yards on 15 plays in first quarter against TCU/Nov. 14, 2020

Team Failed To Get A First Down: no instance yet found

Team Failed To Get A Rushing First Down: vs. Texas Western/Nov. 25, 1950

Team Failed To Get A Passing First Down: vs. South Carolina/Dec. 30, 1969

Team Failed To Get a Third Down Conversion: vs. Syracuse (0/10)/Dec. 29, 2012

Team Had Six Turnovers: two interceptions, four fumbles vs. Maryland/Sept. 21, 2013

Team Had Five Turnovers: four interceptions, one fumble vs. Oklahoma State /Oct. 28, 2017

Successful Fake Punt: 5-yard rush by Sam James vs. Oklahoma/Nov. 12, 2022

Scored 70+ Points: 70 vs. Baylor/Sept. 29, 2012

Scored 60+ Points: 65 vs. Towson/Sept. 17, 2022

Scored 50+ Points: 56 vs. Duquesne/Sept. 9, 2023

Scored 40+ Points: 41 at UCF/Oct. 28, 2023

Scored 30+ Points: 41 at UCF/Oct. 28, 2023

Scored 40+ Points in a Half: 45 in the 1st half vs. Towson/Sept. 17, 2022

Scored 30+ Points in a Half: 35 in the 1st half vs. Duquesne/Sept. 9, 2023

Scored 0 Points in a Half: 0 in the 2nd half vs. Oklahoma State/Nov. 6, 2021

Scored 0 Points in a Half at Home: 0 in the 2nd half vs. Oklahoma State/Nov. 6, 2021

Scored 30+ Points in a Quarter: 31 in the 2nd quarter vs. Baylor/Oct. 25, 2018

Shutout Recorded: 66-0 vs. LIU/Sept. 11, 2021

Forced Four Turnovers in a Game: four (three interceptions, one forced fumble) at UCF/Oct. 28, 2023

Forced Five Turnovers in a Game: five vs. Texas/Nov. 14, 2015

Forced Six Turnovers in a Game: six vs. Maryland/Sept. 26, 2015

Forced Six Turnovers in a Game: six vs. Maryland/Sept. 26, 2015

Forced Eight Turnovers in a Game: eight vs. Rutgers/Nov. 3, 2001

OLIVER STRAW



RODNEY GALLAGHER III



THE LAST TIME ...

Safety Scored: Dante Stills sacked Mike Collins of TCU in the end zone/Nov. 10, 2018
Two Safeties Scored: at Syracuse/Sept. 25, 2000
Played An Overtime Game: L/42-55 (1OT) vs. Kansas/Sept. 10, 2022
Played Back-to-Back Overtime Games: L 47-40 (1OT) vs. Texas/Nov. 9, 2013;
 W 30-27 (1OT) at TCU/Nov. 2, 2013
Won Game Without An Offensive TD: at Syracuse/Sept. 5, 2005
Won Game Without a Rushing TD: vs. Army/Dec. 31, 2020

Versus West Virginia ...

30 Rushing Attempts: 36 by J.D. King of Oklahoma State/Oct. 28, 2017
100 Rushing Yards: 101 by RJ Harvey of UCF/Oct. 28, 2023
200 Rushing Yards: 282 by Ollie Gordon of Oklahoma State/Oct. 21, 2023
75-Yard Run: 75 by C.J. Brown of Maryland/Sept. 13, 2014
50-Yard Touchdown Run: 53 by Ollie Gordon of Oklahoma State/Oct. 21, 2023
50-Yard Non-Touchdown Run: 58 by Stacy Sneed of Houston/Oct. 12, 2023
3 Rushing Touchdowns: 4 by Ollie Gordon of Oklahoma State/Oct. 21, 2023
4 Rushing Touchdowns: 4 by Ollie Gordon of Oklahoma State/Oct. 21, 2023
2 Players Rushing for 100 Yards: 103 by LD Brown and 101 by Chuba Hubbard of Oklahoma State /Sept. 26, 2020
20 Pass Completions: 25 by John Rhys Plumlee of UCF/Oct. 28, 2023
30 Pass Completions: 30 by Taylor Cornelius of Oklahoma State/Nov. 17, 2018
50 Pass Attempts: 51 by Drew Lock of Missouri/Sept. 3, 2016
40 Pass Attempts: 41 by Chandler Morris of TCU/Sept. 30, 2023
30 Pass Attempts: 36 by John Rhys Plumlee of UCF/Oct. 28, 2023
3 Touchdown Passes: 3 John Rhys Plumlee of UCF/Oct. 28, 2023
4 Touchdown Passes: 4 by Donovan Smith of Houston/Oct. 12, 2023
5 Touchdown Passes: 5 by Taylor Cornelius of Oklahoma State/Nov. 17, 2018
300 Yards Passing: 325 by Drew Allar of Penn State/Sept. 2, 2023
400 Yards Passing: 418 by Mike Bercovici of Arizona State/Jan. 2, 2016
500 Yards Passing: 554 by Landry Jones of Oklahoma/Nov. 17, 2012
100 Yards Rushing & 300 Yards Passing: by Kyler Murray (114/364) of Oklahoma /Nov. 23, 2018
100 Yards Rushing & 200 Yards Passing: by Kyler Murray (114/364) of Oklahoma /Nov. 23, 2018
100 Yards Rushing & 100 Yards Passing: by Kyler Murray (114/364) of Oklahoma /Nov. 23, 2018
300 Yards Total Offense: 328 John Rhys Plumlee of UCF/Oct. 28, 2023
400 Yards Total Offense: 478 by Kyler Murray of Oklahoma/Nov. 23, 2018
500 Yards Total Offense: 540 by Seth Russell of Baylor/Oct. 17, 2015
10 Receptions: 10 by Emeka Emezie of NC State/Sept. 14, 2019
2 Touchdown Receptions: 2 by Kobe Hudson of UCF/Oct. 28, 2023
3 Touchdown Receptions: 3 by Corey Coleman of Baylor/Oct. 17, 2015
4 Touchdown Receptions: 4 by Kenny Stills of Oklahoma/Nov. 17, 2012
100 Yards Receiving: 123 by KeAndre Smith-Lambert of Penn State/Sept. 2, 2023
150 Yards Receiving: 210 by Gavin Holmes of Baylor/Oct. 13, 2022
200 Yards Receiving: 210 by Gavin Holmes of Baylor/Oct. 13, 2022
Double 100-Yard Receivers: 133 by Dontay Demus and 122 by Rakim Jarrett of Maryland /Sept. 4, 2021
50-Yard Touchdown Reception: 59 by J.P. Richardson of TCU/Sept. 30, 2023
75-Yard Touchdown Reception: 75 by Tyquan Thornton of Baylor/Oct. 9, 2021
50-Yard Reception (no touchdown): 67 by Marvin Mims Jr. of Oklahoma/Nov. 12, 2022
Rushing and Receiving Touchdown: 1 rushing & 1 receiving by Tre Watson of Texas /Nov. 3, 2018
Passing and Receiving Touchdown: 1 passing and 2 receiving by Xavier Worthy of Texas/Oct. 1, 2022
Passing and Rushing Touchdown: 4 passing and 1 rushing by Donovan Smith of Houston/Oct. 12, 2023
Passing, Receiving and Rushing Touchdown: by Kenny Hill of TCU/Oct. 7, 2017
Kickoff Return For Touchdown: 100 yards by Matthew Golden of Houston/Oct. 12, 2023
Opening Kickoff Return for Touchdown: 100 yards by Derius Davis of TCU/Oct. 23, 2021
Recovered an Onside Kick: Jay Sedwick kicked the ball 16 yards, recovered by Chance Waz of Baylor/Oct. 21, 2017

BEN CUTLER



FATORMA MULBAH



THE LAST TIME ...

Punt Return For Touchdown: 70 yards by Jalen Reagor of TCU/Nov. 29, 2019

2 Players Return Punts For Touchdown: by DeJuan Tribble (41) and Will Blackmon (71) of Boston College/Nov. 13, 2004

Punt Blocked: blocked by Logan Carter of Oklahoma State/Nov. 17, 2018

Punt Blocked/Recovered in End Zone For Touchdown: blocked by Brayden Willis and recovered in end zone by Austin Stogner of Oklahoma/Oct. 19, 2019

Punt Blocked/Returned For Touchdown: blocked by Marcus Gildersleeve and returned 17 yards by Ricky Hall of Virginia Tech/Oct. 31, 1998

Interception Return For Touchdown: 37 yards by Cincere Mason of Kansas State/Nov. 19, 2022

50-Yard Field Goal: 53 by Ty Zentner of Kansas State/Nov. 19, 2022

Field Goal Blocked: by Bravvion Roy of Baylor/Oct. 31, 2019

Blocked Field Goal Returned For Touchdown: 82 yards by Andrew Johnson of Louisville /Nov. 5, 2011

Intercepted Fumble Returned For Touchdown: 75 yards by Tim Quense of Pitt /Oct. 1, 1983

Fumble Recovered/Returned For Touchdown: 56 yards by Zech McPhearson of Texas Tech /Sept. 26, 2020

Two-Point Conversion By Rush: by Davin Meggett of Maryland/Sept. 17, 2011

Two-Point Conversion By Pass: by Matthew Eaton from Brock Purdy of Iowa State /Oct. 13, 2018

Defensive Extra Point: Billy Bowman of Oklahoma recovered and returned a fumbled snap for a two-point conversion/Nov. 12, 2022

Extra Point Blocked: by Ochaun Mathis of TCU/Oct. 23, 2021

Extra Point Fumble Recovered and Returned for Defensive Extra Point Conversion: Billy Bowman of Oklahoma/Oct. 13, 2022

Punt Blocked For Safety: by Chris Nofoaiga of Idaho/Oct. 7, 2000

Team Gained 400 Yards Rushing: 468 by Baylor/Oct. 4, 2013

Team Gained 300 Yards Rushing: 304 by Oklahoma/Nov. 23, 2018

Team Gained 200 Yards Rushing: 281 by Oklahoma State/Oct. 21, 2023

Team Failed To Gain 100 Yards Rushing: 3 by Duquesne/Sept. 9, 2023

Team Finished With Negative Rushing Yards: Minus-7 by TCU/Nov. 3, 2018

Team Gained 300 Yards Passing: 332 by Penn State/ Sept. 2, 2023

Team Gained 400 Yards Passing: 421 by Baylor/Oct. 13, 2022

Team Failed To Gain 100 Yards Passing: 81 by Pitt/Sept. 16, 2023

Team Failed To Gain 50 Yards Passing: 29 by Georgia Southern/Sept. 5, 2015

Team Gained 500 Yards Total Offense: 594 by Texas Tech/Oct. 22, 2022

Team Gained 600 Yards Total Offense: 668 by Oklahoma/Nov. 23, 2018

Team Gained 700 Yards Total Offense: 872 by Baylor/Oct. 5, 2013

Team Gained 800 Yards Total Offense: 872 by Baylor/Oct. 5, 2013

Team Failed To Gain 250 Yards Total Offense: 211 by Pitt/Sept. 16, 2023

Team Failed To Gain 200 Yards Total Offense: 180 by Towson/Sept. 17, 2022

Team Failed To Gain 100 Yards Total Offense: 95 by LIU/Sept. 11, 2021

Team Finished with 35 or more First Downs: 35 by Oklahoma State/Nov. 17, 2018

Team Finished with 30 or more First Downs: 33 by Texas Tech/Oct. 22, 2022

Team Failed To Get A First Down: no instance yet found

Team Failed To Get A Rushing First Down: by Western Michigan/Sept. 7, 1996

Team Failed To Get A Passing First Down: by Pitt/Oct. 10, 1981

Successful Fake Punt: by NC State/Sept. 14, 2019

Team Scored 70+ Points: 73 by Baylor/Oct. 5, 2013

Team Scored 60+ Points: 62 by Baylor/Oct. 17, 2015

Team Scored 50+ Points: 55 by Kansas/Sept. 10, 2022

Team Scored 40+ Points: 48 by Oklahoma State/Oct. 21, 2023

Team Scored 30+ Points: 48 by Oklahoma State/Oct. 21, 2023

Shutout Recorded: 37-0 by Maryland/Sept. 21, 2013


Safety Scored: When WVU's Yodny Cajuste was called for holding in the end zone at Iowa State/Oct. 13, 2018

Two Safeties Scored: When WVU's Geno Smith was tackled in the end zone by Syracuse's Cameron Lynch and Siriki Diabate, and when Smith was called for intentional grounding when he was being tackled by Brandon Sharpe/Dec. 29, 2012

SEAN MARTIN



HERSHEY MCLAURIN





2023 MOUNTAINEER 20-YARD PLAYS

Offense	
70/TD	Clement pass from Greene (Duquesne)
50/TD	Clement pass from Greene (Houston)
49	Carter pass from Greene (Houston)
46/TD	Clement pass from Greene (Duquesne)
45	Horton pass from Greene (Houston)
45/TD	Carter pass from Greene (Oklahoma State)
39	Clement pass from Greene (Duquesne)
39	White rush (Duquesne)
37	Carter pass from Greene (Penn State)
35/TD	Greene rush (TCU)
35/TD	Ray pass from Greene (Houston)
34	Fox pass from Greene (Oklahoma State)
32/TD	Horton pass from Greene (Oklahoma State)
32	White rush (UCF)
32	Donaldson rush (UCF)
31	Fox pass from Greene (Houston)
30	Carter pass from Greene (TCU)
30	Johnson rush (Oklahoma State)
29	Taylor pass from Marchiol (Duquesne)
29	Horton pass from Greene (Oklahoma State)
28	Fox pass from Greene (UCF)
27	White rush (TCU)
26	Fox pass from Greene (Oklahoma State)
24	Greene rush (Oklahoma State)
23	Carter pass from Greene (Penn State)
23	Fox pass from Greene (TCU)
23	Greene rush (Oklahoma State)
22	Carter pass from Greene (Penn State)
22/TD	Fox pass from Greene (Duquesne)
21	Taylor pass from Ray (Texas Tech)
21	Carter pass from Greene (Houston)
21	Carter pass from Greene (Houston)
21	Donaldson rush (UCF)
21	Greene rush (UCF)

Defense	
40	Bishop interception return (Pitt)
34	Wilcox interception return (Duquesne)
31	Bishop interception return (UCF)
26	Burks interception return (Pitt)
20	Bishop interception return (UCF)

Special Teams	
49/FG	Hayes field goal (TCU)
46/FG	Hayes field goal (Texas Tech)
42/FG	Hayes field goal (Pitt)
41/FG	Hayes field goal (UCF)
34/FG	Hayes field goal (Oklahoma State)
29/FG	Hayes field goal (Oklahoma State)
28/FG	Hayes field goal (Texas Tech)
27/FG	Hayes field goal (Houston)
24	White kickoff return (Houston)
24/FG	Hayes field goal (UCF)
21	White kickoff return (Houston)
20	Bishop kickoff return (Penn State)
20	Fox punt return (Texas Tech)

2023 MOUNTAINEER OPPONENTS' 20-YARD PLAYS

Offense	
72/TD	Lambert-Smith pass from Allar (Penn State)
59/TD	Richardson pass from Morris (TCU)
58	Sneed rush (Houston)
53/TD	Gordon rush (Oklahoma State)
49/TD	Johnson pass from Smith (Houston)
46/TD	Gordon rush (Oklahoma State)
45	Afful pass from Perrantes (Duquesne)
38/TD	Powell pass from Perrantes (Duquesne)
36/TD	Wright pass from Morris (TCU)
34	Powell pass from Perrantes (Duquesne)
34	Gordon rush (Oklahoma State)
34/TD	Hudson pass from Plumlee (UCF)
32	Gordon rush (Oklahoma State)
31/TD	Morris rush (TCU)
30	Lambert-Smith pass from Allar (Penn State)
29	Bray pass from Bowman (Oklahoma State)
29/TD	Presley pass from Bowman (Oklahoma State)
29	Harvey rush (UCF)
27	Bartholomew pass from Jurkovec (Pitt)
27	Brooks rush (Texas Tech)
27	Johnson pass from Smith (Houston)
27	Gordon rush (Oklahoma State)
26	Brown pass from Morton (Texas Tech)
26	Williams pass from Morris (TCU)
25	McClain pass from Allar (Penn State)
25	Manjack 25 pass from Smith (Houston)
25	Whittemore pass from Plumlee (UCF)
24	Brown pass from Perrantes (Duquesne)
22	McClain pass from Allar (Penn State)
22	Cephas pass from Allar (Penn State)
22	Brown pass from Perrantes (Duquesne)
21/TD	Johnson pass from Smith (Houston)
21	Harvey rush (UCF)
20	Means pass from Jurkovec (Pitt)
20	White pass from Morton (Texas Tech)

Defense	
21	Dunlap interception return (Texas Tech)

Special Teams	
100/TD	Golden kickoff return (Houston)
59	McCray kickoff return (Texas Tech)
39/FG	Bruzdewicz field goal (Duquesne)
39/FG	Garcia field goal (Texas Tech)
37/FG	Hale field goal (Oklahoma State)
36/FG	Sauls field goal (Pitt)
34/FG	Garcia field goal (Texas Tech)
32	McCray kickoff return (Texas Tech)
29	Johnson kickoff return (Pitt)
29/FG	Hale field goal (Oklahoma State)
28	Sneed kickoff return (Houston)
25/FG	Felkins field goal (Penn State)
25	McCray kickoff return (Texas Tech)
25	Presley kickoff return (Oklahoma State)
25	Presley kickoff return (Oklahoma State)
23	Everhart kickoff return (TCU)
23	Golden kickoff return (Houston)
21/FG	Sauls field goal (Pitt)
21	Johnson kickoff return (Pitt)
20	Everhart kickoff return (TCU)

2023 WEST VIRGINIA SCORING DRIVES

Opponent	Plays	Yds	Time	Result
Penn State	9	69	4:17	Donaldson 1 rush
Penn State	10	75	3:58	Greene 1 rush
Duquesne	8	46	3:22	Clement 14 pass from Greene
Duquesne	9	94	3:01	Anderson 8 rush
Duquesne	3	75	1:25	Clement 70 pass from Greene
Duquesne	3	57	1:14	Clement 46 pass from Greene
Duquesne	7	63	2:11	Fox 22 pass from Greene
Duquesne	7	67	3:00	White 19 rush
Duquesne	6	20	2:53	Marchiol 1 rush
Duquesne	12	67	5:33	Oliver 5 rush
Pitt	1	7	0:05	Taylor 7 pass from Marchiol
Pitt	13	61	7:48	Donaldson 1 rush
Pitt	4	6	2:06	Hayes 42 FG
Texas Tech	13	75	6:47	Donaldson 2 rush
Texas Tech	12	56	6:08	Hayes 28 FG
Texas Tech	6	26	2:58	Hayes 46 FG
Texas Tech	7	79	4:16	Taylor 9 pass from Marchiol
TCU	6	75	3:22	Greene 35 rush
TCU	10	43	5:05	Donaldson 1 rush
TCU	8	44	4:54	Greene 1 rush
TCU	5	16	2:49	Hayes 49 FG
Houston	16	82	7:51	Hayes 27 FG
Houston	8	69	3:45	Donaldson 5 rush
Houston	4	56	1:47	Ray 35 pass from Greene
Houston	11	78	5:53	Greene 1 rush
Houston	11	75	3:46	Ray pass from Greene
Houston	7	88	1:05	Clement 50 pass from Greene
Oklahoma State	14	75	8:02	Johnson 3 rush
Oklahoma State	8	43	4:34	Hayes 34 FG
Oklahoma State	5	75	2:29	Carter 45 pass from Greene
Oklahoma State	7	75	3:22	Horton 32 pass from Greene
Oklahoma State	8	64	3:37	Hayes 29 FG
Oklahoma State	6	75	1:38	Donaldson 3 rush
UCF	9	75	4:03	Greene 6 rush
UCF	10	71	4:59	Hayes 24 FG
UCF	10	64	4:19	White 4 rush
UCF	8	68	3:19	Greene 7 rush
UCF	4	27	1:58	Greene 1 rush
UCF	7	66	4:12	Donaldson 6 rush
UCF	7	9	3:18	Hayes 41 FG

2023 WEST VIRGINIA OPPONENTS' SCORING DRIVES

Opponent	Plays	Yds	Time	Result
Penn State	4	94	1:56	Lambert-Smith 72 pass from Allar
Penn State	10	81	4:49	Singleton 2 rush
Penn State	7	56	3:26	Lambert-Smith 12 pass from Allar
Penn State	9	65	2:57	Felkins 25 FG
Penn State	5	42	2:54	McClain 25 pass from Allar
Penn State	9	46	3:24	Pribula 5 rush
Duquesne	4	46	2:04	Powell 38 pass from Perrantes
Duquesne	9	38	3:24	Bruzdevicz 39 FG
Duquesne	7	75	3:38	Afful 16 pass from Perrantes
Pitt	11	67	6:41	Sauls 21 FG
Pitt	12	57	4:36	Sauls 36 FG
Texas Tech	6	14	1:54	Garcia 39 FG
Texas Tech	13	79	4:42	Bradley 6 pass from Morton
Texas Tech	14	59	2:40	Garcia 34 FG
TCU	4	70	0:51	Richardson 59 pass from Morris
TCU	8	81	2:44	Morris 31 rush
TCU	9	75	1:26	Wright 36 pass from Morris
Houston	0	100	0:00	Golden 100 kickoff return
Houston	8	56	1:26	Smith 2 rush
Houston	4	80	2:32	Manjack 15 pass from Smith
Houston	4	66	2:06	Brown 8 pass from Smith
Houston	6	59	3:24	Johnson 21 pass from Smith
Houston	2	57	0:07	Johnson 49 pass from Smith
Oklahoma State	9	51	2:43	Hales 37 FG
Oklahoma State	6	39	1:46	Gordon 2 rush
Oklahoma State	10	63	3:43	Hale 29 FG
Oklahoma State	6	52	2:24	Bray 5 pass from Bowman
Oklahoma State	3	27	0:55	Gordon 16 rush
Oklahoma State	5	74	2:31	Presley 29 pass from Bowman
Oklahoma State	1	46	0:10	Gordon 46 rush
Oklahoma State	2	61	0:56	Gordon 53 rush
UCF	9	75	3:51	Hudson 34 pass from Plumlee
UCF	10	75	4:12	Plumlee 8 rush
UCF	8	75	3:36	Baker 7 pass from Plumlee
UCF	11	80	3:21	Hudson 16 pass from Plumlee

TOP GAME PERFORMANCES ...

West Virginia

100-Yard Rushers

Date	Opponent	Player	Att.	Yards	Avg.	TD	Long
9/9	Duquesne	White	12	110	9.2	1	39
9/16	Pitt	Donaldson	18	102	5.7	1	17
10/21	Oklahoma St.	Greene	16	117	7.3	0	24
10/28	UCF	Donaldson	17	121	7.1	1	32

100-Yard Receivers

Date	Opponent	Player	Rec.	Yards	Avg.	TD	Long
9/9	Duquesne	Clement	5	177	35.4	3	70
9/12	Houston	Carter	5	116	23.2	0	49

300-Yard Passers

Date	Opponent	Player	Comp.	Att.	Yards	TD	Long
9/12	Houston	Greene	20	38	391	2	50

10+Tackles

Date	Opponent	Player	Solo	Assist	Total	TFL	Sacks
9/2	Penn State	Kpogba	7	6	13	2	0
9/30	TCU	Kpogba	8	3	11	1	1

Opponents

100-Yard Rushers

Date	Opponent	Player	Att.	Yards	Avg.	TD	Long
9/23	Texas Tech	Brooks	25	149	6.0	0	27
10/21	Oklahoma St.	Gordon	29	282	9.7	4	53
10/28	UCF	Harvey	14	100	7.1	0	29

100-Yard Receivers

Date	Opponent	Player	Rec.	Yards	Avg.	TD	Long
9/2	Penn State	Smith	4	123	30.7	2	72

300-Yard Passers

Date	Opponent	Player	Comp.	Att.	Yards	TD	Long
9/2	Penn State	Allar	21	29	325	3	72

10+Tackles

Date	Opponent	Player	Solo	Assist	Total	TFL	Sacks
9/2	Penn State	Jacobs	7	3	10	1	1
9/9	Duquesne	Epps	5	5	10	0	0
9/16	Pitt	McMillon	9	9	18	0	0
9/23	Texas Tech	Pierre	5	7	12	0	0
9/23	Texas Tech	Roberts	4	7	11	1	0
9/30	TCU	Hodge	2	8	10	0	0
9/12	Houston	Haulcy	11	4	15	1	0
10/21	Oklahoma St.	Martin	10	7	17	2	0
10/21	Oklahoma St.	Daniels	8	3	11	1	0
10/21	Oklahoma St.	Oliver	4	6	10	1	1
10/23	UCF	Johnson	7	4	11	0	0

Special Teams Tackles

Player	Total	UA/A	KO	P	PSU	DUQ	PITT	TT	TCU	UH	OSU	UCF	BYU	OU	UC	BU
Hershey McLaurin	5	4/1	5	0	1/0	0/0	1/0	1/0	1/0	1/0	0/0	0/0	0/0	0/0	0/0	0/0
Caden Biser	3	1/2	3	0	0/0	0/0	0/0	0/0	0/0	2/0	0/0	1/0	0/0	0/0	0/0	0/0
Ben Cutter	3	2/1	3	0	0/0	0/0	0/0	0/0	0/0	1/0	2/0	0/0	0/0	0/0	0/0	0/0
Aubrey Burks	2	2/0	0	2	0/0	0/0	0/1	0/0	0/1	0/0	0/0	0/0	0/0	0/0	0/0	0/0
Andrew Wilson-Lamp	2	1/1	1	1	0/1	0/0	0/0	1/0	0/0	0/0	0/0	0/0	0/0	0/0	0/0	0/0
Lance Dixon	1	1/0	1	0	0/0	0/0	0/0	1/0	0/0	0/0	0/0	0/0	0/0	0/0	0/0	0/0
Jairo Faverus	1	1/0	0	1	0/0	0/0	0/1	0/0	0/0	0/0	0/0	0/0	0/0	0/0	0/0	0/0
Marcis Floyd	1	1/0	1	0	0/0	0/0	0/0	0/0	0/0	0/0	1/0	0/0	0/0	0/0	0/0	0/0
Michael Hayes	1	1/0	1	0	0/0	0/0	0/0	1/0	0/0	0/0	0/0	0/0	0/0	0/0	0/0	0/0
Lee Kpogba	1	1/0	1	0	0/0	0/0	0/0	0/0	0/0	0/0	0/0	0/0	0/0	0/0	0/0	0/0
Trey Lathan	1	1/0	1	0	0/0	0/0	1/0	0/0	0/0	0/0	0/0	0/0	0/0	0/0	0/0	0/0
Malachi Ruffin	1	1/0	0	1	0/0	0/0	0/1	0/0	0/0	0/0	0/0	0/0	0/0	0/0	0/0	0/0
Taurus Simmons	1	1/0	1	0	0/0	0/0	0/0	0/0	0/0	0/0	1/0	0/0	0/0	0/0	0/0	0/0
Anthony Wilson	1	1/0	1	0	0/0	0/0	1/0	0/0	0/0	0/0	0/0	0/0	0/0	0/0	0/0	0/0
Avery Wilcox	1	0/1	1	0	0/0	0/0	0/0	0/0	0/0	1/0	0/0	0/0	0/0	0/0	0/0	0/0



West Virginia Bests

Rushing Yards.....	569 vs. Washington & Lee 1923
Passing Yards.....	656 vs. Baylor 2012
Total Yards.....	807 vs. Baylor 2012
Total First Downs.....	37 vs. Maryland 2015
Low Rushing Yards All.....	30 vs. Florida 1981
Low Passing Yards All.....	0 vs. Pitt 1981
Low Total Yards Allowed.....	14 vs. Maryland 1919
Fewest First Downs All.....	0 vs. Maryland 1919
Longest TD run.....	96 vs. N. Illinois 1986
Longest Non-TD Run.....	79 vs. Louisville 2008, Baylor 2018
Longest TD Reception.....	96 vs. Penn State 1973
Longest Non-TD Reception.....	84 vs. Miami 2003
Points (Game).....	92 vs. Marshall 1916
Victory Margin.....	89 vs. Geneva 1951

West Virginia Bests - 2020 Decade

Rushing Yards.....	329 vs. ECU '20
Passing Yards.....	391 vs. Houston '23
Total Yards.....	624 vs. ECU '20
Total First Downs.....	32 vs. Towson '22, Va. Tech '22
First Downs Rushing.....	17 vs. ECU '20, Duq '23
First Downs Passing.....	19 vs. Kansas '22
Low Rushing Yards All.....	3 vs. Duquesne '23
Low Passing Yards All.....	57 vs. Army '20
Low Total Yards Allowed.....	95 vs. LIU '21
Fewest First Downs All.....	7 vs. KU '20
Fewest 1st Downs Rushing All.....	1 vs. VT '22, Duq '23
Fewest 1st Downs Passing All.....	2 vs. Army '20, LIU '21
Longest TD run.....	87 vs. KU '20
Longest Non-TD Run.....	67 vs. TCU '21
Longest TD Reception.....	71 vs. KSU '22
Longest Non-TD Reception.....	58 vs. KSU '20
Points (Game).....	66 vs. LIU '21
Points (Half).....	45 vs. Towson '22 (First)
Points (Qtr).....	28 vs. ECU '20 (Second), Duq '23 (Second)
Victory Margin.....	66 vs. LIU '21

West Virginia Bests - Neal Brown Era

Rushing Yards.....	392 vs. ECU '20
Passing Yards.....	498 vs. Texas Tech '19
Total Yards.....	624 vs. ECU '20, Towson '22
Total First Downs.....	32 vs. Towson '22, Va. Tech '22
First Downs Rushing.....	17 vs. ECU '20, Duq '23
First Downs Passing.....	21 vs. Texas Tech '19
Low Rushing Allowed.....	3 vs. Duquesne '23
Low Passing Yards Allowed.....	57 vs. Army '20
Low Total Yards Allowed.....	95 vs. LIU '21
Fewest 1st Downs Allowed.....	7 vs. KU '20
Fewest 1st Downs Rushing All.....	1 vs. VT '22, Duq '23
Fewest 1st Downs Passing All.....	2 vs. Army '20, LIU '21
Longest TD run.....	87 vs. KU '20
Longest Non-TD Run.....	67 vs. TCU '21
Longest TD Reception.....	83 vs. BU '19
Longest Non-TD Reception.....	58 vs. KSU '20
Points (Game).....	66 vs. LIU '21
Points (Half).....	45 vs. Towson '22 (First)
Points (Qtr).....	28 vs. ECU '20 (Second), Duq '23 (Second)
Victory Margin.....	66 vs. LIU '21

Pronunciation Guide

FIRST NAMES

Aden (Tagaloo-Nelson).....	Ay-din
Asani (Redwood).....	Ah-sonn-E
Davoan (Hawkins).....	day-vee-on
Fatorma (Mulbah).....	Fuh-torm-uh
Graeson (Malashevich).....	gray-son
Jahiem (White).....	juh-heem
Jairo (Faverus).....	Jai-Eh-roe
Ja'Quay (Hubbard).....	juh-KWAY
Jarel (Williams).....	juh-rell
Malachi (Ruffin).....	Mal-uh-kigh
Marcis (Floyd).....	mar-kus
Oryend (Fisher).....	oh-ry-en
Taran (Fitzpatrick).....	tuh-ran
Taurus (Simmons).....	Tar-us
Tirek (Austin-Cave).....	tah-reek
Tomas (Rimac).....	Toe-moss
Tomiwa (Durojaiye).....	Toe-me-wah
Traylon (Ray).....	tray-lin
Treytan (Davis).....	tray-lin
Zeiqui (Lawton).....	Zigh-ky

LAST NAMES

Bechdel (Leighton).....	beck-dole
Braham (Noah).....	bram
Brandel (Donald).....	brand-ol
Durojaiye (Tomiwa).....	durr-oh-jy-yay
Faverus (Jairo).....	Fahv-russ
Katarincic (Charlie).....	cat-en-rin-sic
Kpogba (Lee).....	Ko-buh
Kocan (T.J.).....	ko-chan
Krahe (Nick).....	cray
Malashevich (Graeson).....	Mal-uh-shev-ich
Mallinger (Davis).....	mal "like cow" - in-ger
Marchiol (Nicco).....	Mark-E-ole
Milum (Wyatt).....	my-lum
Mulbah (Fatorma).....	mall-buh
Rimac (Tomas).....	ree-mack
Shabazz (Deuce).....	shuh-bazz
Tagaloo-Nelson (Aden).....	tag-uh-low-uh
Vesterinen (Edward).....	vest-ur-en-in
Weidman (Sullivan).....	weed-man
Wikstrom (Victor).....	wick-strum


ON GRASS

- Since 1980, West Virginia is 58-71 in games played on natural grass. The Mountaineers were 20-20 during the 2010 decade, are 3-6 during the 2020s and are 44-44 since 2000.

Scoring 20 or more in a quarter

- West Virginia scored 22 points in the fourth quarter at Houston on Oct. 12, 2023 and 28 points in the first quarter against Duquesne on Sept. 9, marking the third year in a row that WVU has scored 20 or more in a quarter of a game.
- WVU scored 20 or more points in two quarters against Towson in 2022, LIU in 2021 and in back-to-back games against East Carolina and Delaware State in 2017. WVU added a third consecutive game with 20 or more points in two quarters at Kansas the following weekend.
- WVU has scored 20 or more points in a quarter 75 times since 2000 and has done it in two quarters of a game 13 different times.

Game	Year	Points	Quarter
Houston	2023	22	4th
Duquesne	2023	28	2nd
Towson	2022	24	2nd
Towson	2022	21	1st
LIU	2021	21	3rd
LIU	2021	21	1st
Kansas State	2020	21	2nd
Eastern Kentucky	2020	28	2nd
Oklahoma	2018	21	3rd
TCU	2018	24	2nd
Baylor	2018	31	2nd
Texas Tech	2018	28	1st
Youngstown State	2018	21	3rd
Tennessee	2018	20	3rd
Kansas State	2017	21	2nd
Baylor	2017	21	3rd
Texas Tech	2017	22	4th
Kansas	2017	21	4th
Kansas	2017	28	2nd
Delaware State	2017	21	2nd
Delaware State	2017	24	1st
East Carolina	2017	28	2nd
East Carolina	2017	21	1st
Kansas	2016	21	2nd
Texas Tech	2016	21	4th
Kansas	2015	28	1st
Maryland	2015	21	1st
Texas A&M	2014	20	1st
Iowa State	2014	20	2nd
Towson	2014	21	2nd
Baylor	2013	21	4th
Georgia State	2013	21	4th
Kansas	2012	21	2nd
TCU	2012	21	2nd
Baylor	2012	21	3rd
Baylor	2012	21	2nd
James Madison	2012	21	1st
Marshall	2012	21	3rd
Marshall	2012	21	2nd
vs. Clemson	2011	35	2nd
Connecticut	2011	23	3rd
Bowling Green	2011	21	2nd
Norfolk State	2011	28	3rd
UNLV	2010	21	1st
Auburn	2009	21	1st
North Carolina	2008	21	1st
Louisville	2008	21	3rd
UConn	2008	21	3rd
UConn	2007	21	4th
UConn	2007	21	3rd
Miss. State	2007	28	1st
at Marshall	2007	21	3rd
at Marshall	2007	21	4th
W. Michigan	2007	21	3rd
vs. Ga. Tech	2006	21	3rd
Cincinnati	2006	21	2nd
Cincinnati	2006	21	3rd
Syracuse	2006	21	3rd
at Miss. State	2006	21	4th
Maryland	2006	21	1st
vs. Georgia	2005	21	1st
Pitt	2005	21	4th
UConn	2005	21	2nd
at Maryland	2005	24	4th
James Madison	2004	21	2nd
East Carolina	2004	28	2nd
Temple	2003	21	1st
at East Carolina	2003	20	2nd
at East Carolina	2003	21	3rd
at Temple	2002	21	1st
UT-Chattanooga	2002	21	2nd
UT-Chattanooga	2002	21	4th
Rutgers	2001	28	1st



RB, 5-11, 214, r-So.
Perry
Perry, Ohio

0 **JAYLEN**
ANDERSON

- Has played in 12 career games, including one start
- Caught one pass for 10 yards at Houston; also tallied 4 yards on the ground
- Collected 18 yards on the ground against Texas Tech; also caught one pass for 7 yards
- Rushed for 62 yards on 19 attempts, including a long of 13, in the Pitt game
- Ran for 38 yards and found the end zone for the first time this season on an 8-yard scamper against Duquesne
- Rushed for 7 yards on five attempts against Penn State
- Also caught two passes for 15 yards at PSU

2023 Game-By-Game

Opponent	Att.	Yds	Avg.	TDs	Long	Rec	Yds	TDs
Penn St.	5	7	1.4	0	7	2	15	0
Duquesne	4	38	9.5	1	15	0	0	0
Pitt	19	62	3.3	0	13	0	0	0
Texas Tech	8	18	2.3	0	5	1	7	0
TCU				DNP				
Houston	5	4	0.8	0	8	1	10	0
Oklahoma St.				DNP				
UCF	0	0	0	0	0	0	10	0
BYU								
Oklahoma								
Cincinnati								
Baylor								
Total	41	129	3.1	1	15	4	42	0

Anderson's Rushing Statistics

Year	Games	Att.	Yards	Avg.	TD	Long
2023	6	41	129	3.1	1	15
2022	6	35	275	7.9	2	57
Totals	12	76	404	5.3	3	57

Anderson's Receiving Statistics

Year	Games	No.	Yards	Avg.	TD	Long
2023	6	4	42	10.5	0	10
2022	6	1	15	15.0	0	15
Totals	12	5	57	11.4	0	15



WR, 6-3, 215, r-Sr.
NC State
Clayton, N.C.

5 **DEVIN**
CARTER


- Enrolled at WVU in January 2023
- Has played in and started seven career games at WVU
- Hauled in three catches for 47 yards at UCF
- Caught his first touchdown of the season on a 45-yard grab against Oklahoma State; finished with 54 yards receiving
- Career day at Houston included five catches for 116 yards and a long of 49
- Grabbed the Mountaineer offense's longest catch at TCU, a 30-yarder in the first quarter
- Lone reception against Texas Tech was a 6-yard catch
- Caught one pass in the Pitt game for 15 yards
- Made his first career appearance for the Mountaineers in the season opener at Penn State; hauled in six passes for 90 yards
- Also caught WVU's longest play from scrimmage at PSU, a 37-yard reception in the first quarter

2023 Game-By-Game

Opponent	No.	Yards	Avg.	TDs	Long
Penn St.	6	90	15	0	37
Duquesne				DNP	
Pitt	1	15	15	0	15
Texas Tech	1	6	6.0	0	6
TCU	1	30	30.0	0	30
Houston	5	116	23.2	0	49
Oklahoma St.	3	54	18.0	1	45
UCF	3	47	15.7	0	19
BYU					
Oklahoma					
Cincinnati					
Baylor					
Totals	20	358	17.9	1	49

Carter's Receiving Statistics

Year	Games	No.	Yards	Avg.	TD	Long
2023	7	20	358	17.9	1	49



WR, 6-1, 197, r-Fr.
Martinsburg
Martinsburg, W.Va.

84 **HUDSON**
CLEMENT

- Has played in seven career games, including six starts
- Leads the nation in yards per catch (24.83)
- Also ranks No. 2 in the Big 12 Conference and No. 51 nationally in receiving TDs (4)
- Grabbed a pair of catches at Houston, including a 50-yard touchdown grab in the fourth quarter
- Tallied three catches for 43 yards at TCU, including a long of 19
- Lone reception against Texas Tech was a 9-yard grab
- Caught one pass in the Pitt game for 10 yards
- WVU Offensive Champion (Duquesne)
- Career game against Duquesne included five catches for 177 yards, three touchdowns and a long of 70
- Grabbed the first touchdown of his career on the first catch of his career against the Dukes
- Joined Tavon Austin and Stedman Bailey as the only Mountaineers in program history to reach 175 receiving yards and catch three TDs in one game

2023 Game-By-Game

Opponent	No.	Yards	Avg.	TDs	Long
Penn St.	0	0	0	0	0
Duquesne	5	177	35.4	3	70
Pitt	1	10	10	0	10
Texas Tech	1	9	9.0	0	9
TCU	3	43	14.3	0	19
Houston	2	59	29.5	1	50
Oklahoma St.	0	0	0	0	0
UCF				DNP	
BYU					
Oklahoma					
Cincinnati					
Baylor					
Totals	12	298	24.8	4	70

Clement's Receiving Statistics

Year	Games	No.	Yards	Avg.	TD	Long
2023	67	12	298	24.8	4	70



RB, 6-1, 238, So.
Gulliver Prep
Miami, Fla.

4 **CJ DONALDSON JR.**

- Has played in 15 career games, including eight starts
- Has six 100-yard rushing games in his career
- Has scored a touchdown in seven of eight games this year
- Ranks No. 5 in the Big 12 and No. 36 nationally in rushing touchdowns (7)
- Also ranks No. 9 in the league in rushing yards (574)
- Added a rushing TD for the sixth straight game at UCF, totaling a season-high 121 yards and a season long of 32
- Scored in the fifth straight game against Oklahoma State; finished with 39 yards rushing
- Posted a rushing touchdown for the fourth straight game at Houston; finishing with 66 yards on the ground
- Added his fourth rushing touchdown of the season at TCU; recorded 61 rushing yards in the contest
- Scored his third rushing touchdown of the year against Texas Tech, finishing with 48 yards on the ground
- WVU Offensive Champion (Duquesne)
- Posted his first 100-yard performance of the season in the Pitt game, rushing for 102 yards and a touchdown
- Ran for 56 yards on 13 attempts, including a long of 14, against Duquesne
- Led WVU in rushing yards in the season opener at Penn State, rushing for 81 yards and a touchdown
- Posted three multi-touchdown performances in 2022
- 2023 Preseason All-Big 12 Conference First Team All-Purpose (Athlon Sports)
- 2023 Preseason All-Big 12 Conference Second Team Running Back (Phil Steele)
- 2023 Doak Walker Award Watch List

2023 Game-By-Game

Opponent	Att.	Yds	Avg.	TDs	Long	Rec	Yds	TDs
Penn St.	18	81	4.5	1	17	1	3	0
Duquesne	13	56	4.3	0	14	0	0	0
Pitt	18	102	5.6	1	17	0	0	0
Texas Tech	15	48	3.2	1	15	2	11	0
TCU	22	61	2.8	1	9	0	0	0
Houston	17	66	3.9	1	17	2	25	0
Oklahoma St.	13	39	3.0	1	7	2	11	0
UCF	17	121	7.1	1	32	1	9	0
BYU								
Oklahoma								
Cincinnati								
Baylor								
Total	133	574	4.3	7	32	8	59	0

Donaldson Jr.'s Rushing Statistics

Year	Games	Att.	Yards	Avg.	TD	Long
2023	8	133	574	4.3	7	32
2022	7	87	526	6.0	8	82
Totals	15	220	1,100	5.0	15	82

Donaldson Jr.'s Receiving Statistics

Year	Games	No.	Yards	Avg.	TD	Long
2023	8	8	59	7.4	0	18
2022	7	9	27	3.0	0	9
Totals	15	17	86	5.1	0	18



WR, 5-10, 187, r-So.
Morgantown
Morgantown, W.Va.

29 **PRESTON FOX**

- Has played in 23 career games, including three starts
- Tallied three catches for 33 yards and a long of 28 at UCF
- Grabbed a career-long 34-yard pass against Oklahoma State; finished with a season-best 81 yards
- Had a then-career-long, 31-yard catch at Houston
- Caught two passes for 30 yards, including a season-long 23-yarder, at TCU
- Lone reception against Texas Tech was a 15-yard catch
- Grabbed one pass for 14 yards in the Pitt game
- Caught two passes for 34 yards, including a long of 22 and a touchdown, against Duquesne
- Hauled in one pass for 7 yards in the season opener at Penn State

2023 Game-By-Game

Opponent	No.	Yards	Avg.	TDs	Long
Penn St.	1	7	7.0	0	7
Duquesne	2	34	17.0	1	22
Pitt	1	14	14	0	14
Texas Tech	1	15	15.0	0	15
TCU	2	30	15.0	0	23
Houston	1	31	31.0	0	31
Oklahoma St.	4	81	20.3	0	34
UCF	3	33	11.0	0	28
BYU					
Oklahoma					
Cincinnati					
Baylor					
Totals	15	245	16.3	1	34

Fox's Receiving Statistics

Year	Games	No.	Yards	Avg.	TD	Long
2023	8	15	245	16.3	1	34
2022	11	4	41	10.3	1	26
2021	4	1	8	8.0	0	8
Totals	23	20	294	14.7	2	34



WR, 5-10, 172, Fr.
Laurel Highlands
Uniontown, Pa.

2 **RODNEY GALLAGHER III**

- Has played in eight career games
- Totaled two catches for 20 yards at UCF; also added 15 yards on the ground
- Added 11 yards on the ground on two carries at Houston
- Rushed two times for 17 yards, including a long of 15, at TCU
- Lone rush against Texas Tech was a 9-yarder
- Tallied one rush for 7 yards and 12-yard catch against Duquesne
- Made his career debut for the Mountaineers in the season opener at Penn State

2023 Game-By-Game

Opponent	Att.	Yds	Avg.	TDs	Long	Rec	Yds	TDs
Penn St.	0	0	0	0	0	0	0	0
Duquesne	1	7	7.0	0	7	1	12	0
Pitt	1	1	1.0	0	1	0	0	0
Texas Tech	1	9	9.0	0	9	1	-3	0
TCU	2	17	8.5	0	15	0	0	0
Houston	2	11	5.5	0	7	0	0	0
Oklahoma St.	0	0	0	0	0	0	0	0
UCF	3	15	5.0	0	11	2	20	0
BYU								
Oklahoma								
Cincinnati								
Baylor								
Total	10	60	6.0	0	15	4	29	0

Gallagher III's Rushing Statistics

Year	Games	Att.	Yards	Avg.	TD	Long
2023	8	10	60	6.0	0	15

Gallagher III's Receiving Statistics

Year	Games	No.	Yards	Avg.	TD	Long
2023	8	4	29	7.3	0	13



QB, 5-11, 198, Jr.
Chiles
Tallahassee, Fla.

6 **GARRETT GREENE**

- Has played in 29 career games, including nine starts
- Has two career 100-yard rushing games and three career 200-yard passing games
- Has accounted for 24 total touchdowns in the last 12 games, dating back to 2022 (13 pass, 11 rush)
- Leads the Big 12 Conference and ranks No. 5 nationally in passing yards per completion (15.76)
- Tallied a career-high three rushing TDs at UCF and finished 14-of-23 for 156 yards through the air
- Finished the Oklahoma State game 15-for-30 for 249 passing yards and two touchdowns; also led the rushing attack with 117 yards on the ground
- Big performance at Houston included 20-of-38 passing for a career-high 391 yards and two touchdowns
- Also scored two rushing TDs against the Cougars with 47 yards on the ground
- WVU Offensive Champion (TCU)
- Returned from injury at TCU and finished with 80 rushing yards, two rushing touchdowns and 10-of-21 passing for 142 yards through the air
- Threw two passes in the Pitt game before missing the remainder of the game due to an ankle injury
- Career day against Duquesne included going 10-of-18 for a career-high 240 yards and four touchdowns
- Went 16-of-27 for 162 yards in the season opener at Penn State; also finished with 71 rushing yards and a rushing touchdown against the Nittany Lions

2023 Game-By-Game

Opponent	Comp.	Att.	Int.	Pct.	Yards	TDs	Long
Penn St.	16	27	0	59.3	162	0	37
Duquesne	10	18	0	55.6	240	4	70
Pitt	0	2	0	0.0	0	0	0
Texas Tech				DNP			
TCU	10	21	0	47.6	142	0	30
Houston	20	38	1	52.6	391	2	50
Oklahoma St.	15	30	1	50.0	249	2	45
UCF	14	23	0	60.9	156	0	28
BYU							
Oklahoma							
Cincinnati							
Baylor							
Totals	85	159	2	53.5	1,340	8	70

Greene's Passing Statistics

Year	Games	C/A	Pct.	Yards	TD	Int.	Long
2023	7	85/159	.535	1,340	8	2	70
2022	9	43/78	.551	493	5	3	71
2021	11	16/26	.615	147	0	0	28
2020	2	3/4	.750	24	0	0	11
Totals	29	147/267	.551	2,004	13	5	71

Greene's Rushing Statistics

Year	Games	Att.	Yards	Avg.	TD	Long
2023	7	72	404	5.6	8	35
2022	9	45	276	6.1	5	39
2021	11	47	306	6.5	4	67
2020	2	6	40	6.7	0	13
Totals	29	170	1,026	6.0	17	67



WR, 6-0, 183, Jr.
Marshall
Louisville, Ky.

13 **EJ HORTON**

- Has played in six career games, including one start
- Made his first career start at UCF and totaled two catches for 19 yards with a long of 13
- Career day against Oklahoma State included a career-high 79 yards and his first touchdown as a Mountaineer
- Caught one pass for a career-long 45 yards at Houston
- Lone reception at TCU was a 19-yard grab
- Made his WVU debut in the Pitt game

2023 Game-By-Game

Opponent	No.	Yards	Avg.	TDs	Long
Penn St.			DNP		
Duquesne			DNP		
Pitt	0	0	0	0	0
Texas Tech	0	0	0	0	0
TCU	1	19	19.0	0	19
Houston	1	45	45.0	0	45
Oklahoma St.	3	79	26.3	1	32
UCF	2	19	9.5	0	13
BYU					
Oklahoma					
Cincinnati					
Baylor					
Totals	7	162	23.1	1	45

Horton's Rushing Statistics

Year	Games	Att.	Yards	Avg.	TD	Long
2023	6	1	4	4.0	0	4

Horton's Receiving Statistics

Year	Games	No.	Yards	Avg.	TD	Long
2023	6	7	162	23.1	1	45



RB, 5-11, 202, Jr.
Edwardsville
St. Louis, Mo.

26 **JUSTIN JOHNSON JR.**

- Has played in 25 career games, including two starts
- Totaled 15 yards on the ground at UCF
- Big game against Oklahoma State included a season-best 72 yards and his first touchdown of the season
- Also recorded a long run of 30 against the Cowboys, a new career high
- Rushed one time for 5 yards against Texas Tech

2023 Game-By-Game

Opponent	Att.	Yds	Avg.	TDs	Long	Rec	Yds	TDs
Penn St.	0	0	0	0	0	0	0	0
Duquesne				DNP				
Pitt				DNP				
Texas Tech	1	5	5.0	0	5	0	0	0
TCU	1	-2	-2.0	0	0	0	0	0
Houston				DNP				
Oklahoma St.	14	72	5.1	1	30	0	0	0
UCF	7	15	2.1	0	6	0	0	0
BYU								
Oklahoma								
Cincinnati								
Baylor								
Total	16	75	4.7	1	30	0	0	0

Johnson Jr.'s Rushing Statistics

Year	Games	Att.	Yards	Avg.	TD	Long
2023	5	23	90	3.9	1	30
2022	12	98	430	4.4	3	24
2021	8	24	90	3.6	0	15
Totals	25	145	610	4.2	4	30

Johnson Jr.'s Receiving Statistics

Year	Games	No.	Yards	Avg.	TD	Long
2023	4	0	0	0	0	0
2022	12	8	46	5.8	0	10
2021	8	2	9	4.5	0	7
Totals	24	10	55	5.5	0	10



QB, 6-1, 226, r-Fr.
Hamilton
Chandler, Ariz.

8 NICCO MARCHIOL

- Has played in seven career games, including one start
- Made his first career start against Texas Tech and threw one touchdown, finishing 12-of-21 for a career-best 78 yards
- Also led the Mountaineer rushing attack against the Red Raiders with a career-high 72 yards on the ground
- Threw his first touchdown pass of the season in the Pitt game, finishing 6-of-9 for 60 yards and a long of 15
- Finished 7-for-14 with 75 yards and a rushing touchdown against Duquesne
- Also recorded his first career rushing touchdown against the Dukes

2023 Game-By-Game

Opponent	Comp.	Att.	Int.	Pct.	Yards	TDs	Long
Penn St.	0	0	0	0	0	0	0
Duquesne	7	14	0	50.0	75	0	29
Pitt	6	9	0	66.7	60	1	15
Texas Tech	12	21	2	57.1	78	1	15
TCU				DNP			
Houston				DNP			
Oklahoma St.				DNP			
UCF	1	1	0	100.0	8	0	8
BYU							
Oklahoma							
Cincinnati							
Baylor							
Totals	26	45	2	57.8	221	2	29

Marchiol's Passing Statistics

Year	Games	C/A	Pct.	Yards	TD	Int.	Long
2023	5	26/45	.578	221	2	2	29
2022	2	4/13	.308	61	1	0	26
Totals	7	30/58	.517	282	3	0	29

Marchiol's Rushing Statistics

Year	Games	Att.	Yards	Avg.	TD	Long
2023	5	29	78	2.7	1	19
2022	2	6	32	5.3	0	9
Totals	7	35	110	3.1	1	19



TE, 6-7, 246, Jr.
LSU
Grand Junction, Colo.

87 KOLE TAYLOR

- Enrolled at WVU in January 2023
- Has played in eight games at WVU, including seven starts
- Added 26 yards on four catches at UCF
- Finished the Oklahoma State game with two catches for 8 yards
- Tallied 62 yards on five catches, including a long of 17, at Houston
- Caught two passes for a total of 20 yards at TCU
- Grabbed his second touchdown catch in as many games against Texas Tech, finishing with a team-high 39 yards
- Hauled in his first Mountaineer touchdown in the Pitt game; finished with three catches for 21 yards
- Caught three passes for 55 yards and a long of 29 against Duquesne
- Made his Mountaineer debut in the season opener at Penn State and grabbed two passes for 31 yards

2023 Game-By-Game

Opponent	No.	Yards	Avg.	TDs	Long
Penn St.	2	31	15.5	0	17
Duquesne	3	55	18.3	0	29
Pitt	3	21	7.0	1	13
Texas Tech	3	39	13.0	1	21
TCU	2	20	10.0	0	17
Houston	5	62	12.4	0	17
Oklahoma St.	2	8	4.0	0	4
UCF	4	26	6.5	0	14
BYU					
Oklahoma					
Cincinnati					
Baylor					
Totals	24	262	10.9	2	29

Taylor's Receiving Statistics

Year	Games	No.	Yards	Avg.	TD	Long
2023	8	24	262	10.9	2	29



RB, 5-7, 190, Fr.
William Penn Senior
York, Pa.

22 JAHIEM WHITE

- Enrolled at WVU in January 2023
- Has played seven career games at West Virginia
- Scored his second touchdown of the season and added 85 yards rushing at UCF
- Added 27 yards on the ground at Houston
- Rushed five times for a total of 46 yards, including a long of 27, at TCU
- Lone rushing attempt against Texas Tech was a 6-yard carry
- Made his Mountaineer debut against Duquesne and led the offense with 110 rushing yards and one touchdown
- First career TD came on a 19-yard rush

2023 Game-By-Game

Opponent	Att.	Yds	Avg.	TDs	Long	Rec	Yds	TDs
Penn St.								
Duquesne	12	110	9.2	1	39	1	6	0
Pitt	0	0	0	0	0	0	0	0
Texas Tech	1	6	6.0	0	6	0	0	0
TCU	5	46	9.2	0	27	0	0	0
Houston	7	23	3.3	0	7	0	0	0
Oklahoma St.	0	0	0	0	0	0	0	0
UCF	9	85	9.4	1	32	0	0	0
BYU								
Oklahoma								
Cincinnati								
Baylor								
Total	34	270	7.9	2	39	1	6	0

White's Rushing Statistics

Year	Games	Att.	Yards	Avg.	TD	Long
2023	7	34	270	7.9	2	39

White's Receiving Statistics

Year	Games	No.	Yards	Avg.	TD	Long
2023	7	1	6	6.0	0	6



BAN, 6-2, 236, r-Jr.
Collins Hill (Ga.)
Miami, Fla.

10 JARED BARTLETT

- Has played in 45 career games, including 22 starts
- Has two multi-sack games in his career
- 2023 East-West Shrine Bowl 1000
- 2023 Iron Mountaineer Award winner
- Added four solo stops at UCF
- Tallied four solo tackles against Oklahoma State
- Finished with a team-high seven tackles and a sack at Houston
- Totaled four tackles and a sack at TCU
- Added one tackle and a pass breakup against Texas Tech
- Posted six tackles - including two solos - in the Pitt game
- Led the defense with four tackles, 1.0 sack and 1.5 TFLs against Duquesne
- Tallied five tackles, including four solo, in the season opener at Penn State

2023 Game-By-Game

Opponent	UT/AT/TT	TFL	Sacks	FF	FR	Int	PBU
Penn St.	4/1/5	0	0	0	0	0	0
Duquesne	1/3/4	1.5/8	1.0/7	0	0	0	0
Pitt	2/4/6	0	0	0	0	0	0
Texas Tech	0/1/1	0	0	0	0	0	1
TCU	2/2/4	1.0/5	1.0/5	0	0	0	0
Houston	5/2/7	1.0/5	1.0/5	0	0	0	0
Oklahoma St.	4/0/4	0	0	0	0	0	0
UCF	4/0/4	0	0	0	0	0	0
BYU							
Oklahoma							
Cincinnati							
Baylor							
Totals	21/13/34	3.5/18	3.0/17	0	0	0	1

Bartlett's Defensive Statistics

Year	GP	T/A/TT	TFL	Sacks	INT	PB	FF	FR
2023	8	21/13/34	3.5/18	3.0/17	0	1	0	0
2022	10	15/11/26	3.5/28	2.5/25	0	0	0	0
2021	13	15/16/31	6.0/32	3.5/25	0	0	1	1
2020	10	11/8/19	5.5/29	3.5/22	0	1	1	0
2019	4	5/4/9	0	0	0	0	0	0
Totals	45	68/52/120	18.5/107	12.5/89	0	2	2	1



CB, 5-10, 181, r-Sr.
Minnesota
Louisville, Ky.

11 BEANIE BISHOP JR.

- Has played in and started eight career games at WVU
- Leads the nation in passes defended per game (2.0), pass breakups (12)
- Tied for No. 6 nationally in interceptions (4)
- Also ranks No. 2 in the Big 12 and No. 6 nationally with four interceptions this season
- Intercepted two passes and totaled four tackles at UCF
- Led the defense with a career-best four pass breakups against Oklahoma State; also added six tackles
- Added seven solo stops and two pass breakups at TCU
- Posted five solo tackles and three pass breakups against Texas Tech
- WVU Defensive Champion (Pitt)
- Tallied his second interception in as many games against Pitt; finished with seven tackles, including five solos
- Intercepted a pass against Duquesne to mark his first career pick at WVU; finished with two tackles on the night
- Made his first career appearance for the Mountaineers at Penn State and finished with seven total tackles, 0.5 tackles for loss and one pass breakup in his debut

2023 Game-By-Game

Opponent	UT/AT/TT	TFL	Sacks	FF	FR	Int	PBU
Penn St.	5/2/7	0.5/1	0	0	0	0	1
Duquesne	2/0/2	0	0	0	0	1/-5	1
Pitt	5/2/7	0	0	0	0	1/40	0
Texas Tech	5/0/5	0	0	0	0	0	3
TCU	7/2/9	0	0	0	0	0	2
Houston	0/1/1	0	0	0	0	0	0
Oklahoma St.	4/2/6	0	0	0	0	0	4
UCF	4/0/4	0	0	0	0	2/51	1
BYU							
Oklahoma							
Cincinnati							
Baylor							
Totals	32/9/41	0.5/1	0	0	0	4/86	12

Bishop Jr.'s Defensive Statistics

Year	GP	T/A/TT	TFL	Sacks	INT	PB	FF	FR
2023	8	32/9/41	0.5/1	0	4/86	12	0	0



BAN, 6-2, 251, Jr.
Abilene Christian
Lubbock, Texas

8 TYRIN BRADLEY

- Has played in eight career games at WVU
- Posted a season-high 1.5 tackles for loss against Oklahoma State; finished with five stops
- Added three tackles and assisted a sack at Houston
- Totaled three tackles and a sack at TCU
- Added one solo tackle against Texas Tech
- Posted two tackles in the Pitt game, including his first sack of the season
- Made his Mountaineer debut in the season opener at Penn State and tallied one solo tackle

2023 Game-By-Game

Opponent	UT/AT/TT	TFL	Sacks	FF	FR	Int	PBU
Penn St.	1/0/1	0	0	0	0	0	0
Duquesne	0/0/0	0	0	0	0	0	0
Pitt	1/1/2	1.0/9	1.0/9	0	0	0	0
Texas Tech	1/0/1	0	0	0	0	0	0
TCU	2/1/3	1.0/7	1.0/7	0	0	0	0
Houston	1/2/3	0.5/4	0.5/4	0	0	0	0
Oklahoma St.	4/1/5	1.5/6	0	0	0	0	0
UCF	0/1/1	0	0	0	0	0	0
BYU							
Oklahoma							
Cincinnati							
Baylor							
Totals	10/6/16	4.0/26	2.5/20	0	0	0	0

Bradley's Defensive Statistics

Year	GP	T/A/TT	TFL	Sacks	INT	PB	FF	FR
2023	8	10/6/16	4.0/26	2.5/20	0	0	0	0



S, 5-11, 204, Jr.
Auburndale
Oakridge, Fla.

2 AUBREY
BURKS


- 2023 Bednarik Award Watch List
- Has played in 24 career games, including 18 starts
- Posted three solo stops at UCF
- Returned from injury and finished with five tackles and one pass breakup against Oklahoma State
- Missed the Houston game after sustaining an injury at TCU
- Totaled four tackles before sustaining an injury at TCU
- Posted a season-best seven total tackles, including six solo stops, against Texas Tech; also added a career-best two pass breakups
- Added two tackles and his first interception of the season in the Pitt game
- Recorded three solo tackles and a TFL against Duquesne
- Preseason All-Big 12 Conference Second Team (Athlon Sports, Lindy's)
- 2023 Preseason All-Big 12 Conference Fourth Team (Phil Steele)

2023 Game-By-Game

Opponent	UT/AT/TT	TFL	Sacks	FF	FR	Int	PBU
Penn St.	0/0/0	0	0	0	0	0	0
Duquesne	3/0/3	1.5/6	0.5/4	0	0	0	0
Pitt	1/1/2	0.5/1	0	0	0	1/26	0
Texas Tech	6/1/7	1.0/3	0	0	0	0	2
TCU	4/0/4	0	0	0	0	0	0
Houston			DNP				
Oklahoma St.	4/1/5	0	0	0	0	0	1
UCF	3/0/3	0	0	0	0	0	0
BYU							
Oklahoma							
Cincinnati							
Baylor							
Totals	21/4/25	3.0/10	0.5/4	0	0	1/26	3

Burks' Defensive Statistics

Year	GP	T/A/TT	TFL	Sacks	INT	PB	FF	FR
2023	7	21/4/25	3.0/10	0.5/4	1/26	3	0	0
2022	11	43/17/60	4.5/20	1.0/9	1/6	3	1	0
2021	6	2/0/2	0	0	0	0	0	0
Totals	24	69/24/93	7.5/30	1.5/13	2/32	6	1	0



LB, 6-0, 224, Fr.
East Lincoln
Denver, N.C.

15 BEN
CUTTER

- Has played in seven career games, including three starts
- Added five solo tackles, a TFL and his first career pass breakup at UCF
- Tallied a career-high seven tackles and a TFL against Oklahoma State
- Made his first career start at Houston and posted five tackles, including three solos
- Big night at TCU included six total tackles
- Recorded a pair of tackles against Texas Tech
- Assisted four tackles and added his first career TFL against Duquesne
- Made his career debut in the season opener at Penn State

2023 Game-By-Game

Opponent	UT/AT/TT	TFL	Sacks	FF	FR	Int	PBU
Penn St.	0/0/0	0	0	0	0	0	0
Duquesne	0/4/4	1.0/2	0	0	0	0	0
Pitt	0/0/0	0	0	0	0	0	0
Texas Tech	1/1/2	0	0	0	0	0	0
TCU	2/4/6	0	0	0	0	0	0
Houston	3/2/5	0	0	0	0	0	0
Oklahoma St.	5/2/7	1.0/1	0	0	0	0	0
UCF	5/0/5	1.0/1	0	0	0	0	1
BYU							
Oklahoma							
Cincinnati							
Baylor							
Totals	16/13/29	3.0/4	0	0	0	0	1

Cutter's Defensive Statistics

Year	GP	T/A/TT	TFL	Sacks	INT	PB	FF	FR
2023	8	16/13/29	3.0/4	0	0	1	0	0



SPEAR, 6-2, 221, r-Jr.
Penn State
Oak Park, Mich.

5 LANCE
DIXON


- Has played in 25 career games with 10 starts
- Has one 10-plus tackle game in his WVU career
- Posted his first TFL of the season at Houston to go along with two tackles
- Tallied a season-high four tackles against Texas Tech
- Added a pair of stops in the Pitt game
- Recorded three tackles, along with two solos, against Duquesne
- Posted two tackles, including one solo, in the season opener at Penn State

2023 Game-By-Game

Opponent	UT/AT/TT	TFL	Sacks	FF	FR	Int	PBU
Penn St.	1/1/2	0	0	0	0	0	0
Duquesne	2/1/3	0	0	0	0	0	0
Pitt	1/1/2	0	0	0	0	0	0
Texas Tech	4/0/4	0	0	0	0	0	0
TCU	1/0/1	0	0	0	0	0	0
Houston	2/0/2	1.0/1	0	0	0	0	1
Oklahoma St.			DNP				
UCF			DNP				
BYU							
Oklahoma							
Cincinnati							
Baylor							
Totals	11/3/14	1.0/1	0	0	0	0	1

Dixon's Defensive Statistics

Year	GP	T/A/TT	TFL	Sacks	INT	PB	FF	FR
2023	6	11/3/14	1.0/1	0	0	1	0	0
2022	9	12/10/22	0.5/4	0	0	1	0	0
2021	10	24/12/36	1.0/1	0	0	1	0	0
Totals	25	47/25/72	2.5/6	0	0	3	0	0



DL, 6-4, 278, r-Fr.
Kentucky
Philadelphia, Pa.

3 TOMIWA
DUROJAIYE


- Has played in eight career games at WVU
- Posted one solo tackle at UCF
- Totaled five tackles, 1.5 TFLs and assisted on a sack at TCU
- Added three stops in the Pitt game
- Tallied a sack for the second straight game and added three total tackles against Duquesne
- Recorded a sack in the season opener at Penn State in his Mountaineer debut

2023 Game-By-Game

Opponent	UT/AT/TT	TFL	Sacks	FF	FR	Int	PBU
Penn St.	1/0/1	1.0/6	1.0/6	0	0	0	0
Duquesne	2/1/3	1.5/6	1.5/6	0	0	0	0
Pitt	1/2/3	0	0	0	0	0	0
Texas Tech	0/0/0	0	0	0	0	0	0
TCU	2/3/5	1.5/6	0.5/1	0	0	0	0
Houston	0/0/0	0	0	0	0	0	0
Oklahoma St.	0/1/1	0	0	0	0	0	0
UCF	1/0/1	0	0	0	0	0	0
BYU							
Oklahoma							
Cincinnati							
Baylor							
Totals	7/7/14	4.0/18	3.0/13	0	0	0	0

Durojaiye's Defensive Statistics

Year	GP	T/A/TT	TFL	Sacks	INT	PB	FF	FR
2023	8	7/7/14	4.0/18	3.0/13	0	0	0	0



S, 6-0, 197, r-Sr.
Murray State
Louisville, Ky.

24 MARCIS
FLOYD

- Has appeared in 18 career games, including 12 starts, for the Mountaineers
- 2023 Iron Mountaineer Award winner
- Recorded the first interception of his career, finishing with four tackles and a TFL at UCF
- Finished with five tackles and a TFL against OSU
- Posted four stops at Houston
- Added three total stops at TCU
- WVU Defnsive Champion (Texas Tech)
- Recorded the first sack of his Mountaineer career against Texas Tech; added three pass breakups and three tackles
- Made his season debut in the Pitt game, posting one tackle and a pass breakup

2023 Game-By-Game

Opponent	UT/AT/TT	TFL	Sacks	FF	FR	Int	PBU
Penn St.			DNP				
Duquesne			DNP				
Pitt	0/1/1	0	0	0	0	0	1
Texas Tech	2/1/3	1.0/14	1.0/14	0	0	0	3
TCU	2/1/3	0	0	0	0	0	0
Houston	3/1/4	0	0	0	0	0	0
Oklahoma St.	4/1/5	1.0/3	0	0	0	0	0
UCF	2/2/4	0.5/0	0	0	0	1/0	0
BYU							
Oklahoma							
Cincinnati							
Baylor							
Totals	13/7/20	2.5/17	1.0/14	0	0	1/0	4

Floyd's Defensive Statistics

Year	GP	T/A/TT	TFL	Sacks	INT	PB	FF	FR
2023	6	13/7/20	2.5/17	1.0/14	1	4	0	0
2022	12	44/19/63	1.0/4	0	0	4	0	0
Totals	18	57/26/83	3.5/21	1.0/14	1	8	0	0



DL, 6-3, 270, r-Sr.
Tennessee State
Lauderhill, Fla.

55 DAVOAN
HAWKINS

- Enrolled at WVU in January 2023
- Has played in eight career games at WVU
- Added one solo stop at UCF
- Blocked a punt against Oklahoma State
- Recorded his first career sack as a Mountaineer against Texas Tech
- Assisted on a tackle for loss against Duquesne
- Made his Mountaineer debut in the season opener at Penn State; recorded two tackles and a TFL

2023 Game-By-Game

Opponent	UT/AT/TT	TFL	Sacks	FF	FR	Int	PBU
Penn St.	0/2/2	0.5/0	0	0	0	0	1
Duquesne	0/1/1	0.5/2	0	0	0	0	0
Pitt	0/0/0	0	0	0	0	0	0
Texas Tech	1/0/1	1.0/6	1.0/6	0	0	0	0
TCU	0/0/0	0	0	0	0	0	0
Houston	0/0/0	0	0	0	0	0	0
Oklahoma St.	0/0/0	0	0	0	0	0	0
UCF	1/0/1	0	0	0	0	0	0
BYU							
Oklahoma							
Cincinnati							
Baylor							
Totals	2/3/5	2.0/8	1.0/6	0	0	0	1

Hawkins' Defensive Statistics

Year	GP	T/A/TT	TFL	Sacks	INT	PB	FF	FR
2023	8	2/3/5	2.0/8	1.0/6	0	1	0	0



LEE
LB, 6-1, 234, Sr.
East Mississippi State CC
Winston-Salem, N.C.

1 **LEE**
KPOGBA


- Has played in 51 career games, including 22 at Syracuse and 20 at WVU
- Has started all 20 career games for the Mountaineers
- Ranks No. 9 in the Big 12 in tackles per game (7.4)
- Has five 10-plus tackle games in his career
- Forced key fumble at end of third quarter at UCF
- Tallied eight stops, including a sack for a loss of 8 yards at UCF
- Added five stops and assisted a TFL against Oklahoma State
- Finished with six tackles at Houston
- WVU Defensive Champion (TCU)
- Paced the defense with 11 tackles, including eight solo stops, at TCU; also added his first sack and pass breakup of the season
- Posted seven tackles for the second straight game against Texas Tech
- Tallied seven tackles in the Pitt game, including three solos
- Added a pair of solo tackles against Duquesne
- Led the defense with 13 tackles - including seven solos - in the season opener at Penn State
- Also added 1.5 TFLs at PSU
- 2023 Senior Bowl Watch List
- 2023 Preseason All-Big 12 Conference Third Team (Athlon Sports, Lindy's)

2023 Game-By-Game

Opponent	UT/AT/TT	TFL	Sacks	FF	FR	Int	PBU
Penn St.	7/6/13	1.5/4	0	0	0	0	0
Duquesne	2/0/2	0	0	0	0	0	0
Pitt	3/4/7	0	0	0	0	0	0
Texas Tech	2/5/7	0	0	0	0	0	0
TCU	8/3/11	1.0/6	1.0/6	0	0	0	1
Houston	2/4/6	0	0	0	0	0	0
Oklahoma St.	1/4/5	0.5/1	0	0	0	0	0
UCF	5/3/8	1.0/9	1.0/9	1	0	0	0
BYU							
Oklahoma							
Cincinnati							
Baylor							
Totals	30/29/59	4.0/20	2.0/15	1	0	0	1

Kpogba's Defensive Statistics

Year	GP	T/A/TT	TFL	Sacks	INT	PB	FF	FR
2023	8	30/29/59	4.0/20	2.0/15	0	1	1	0
2022	12	44/48/92	5.5/23	3.5/19	0	0	0	1
Totals	20	74/77/151	9.5/43	5.5/34	0	1	1	1



TREY
LB, 6-1, 222, r-Fr.
Gulliver Prep
Goulds, Fla.

19 **TREY**
LATHAN


- Has played in nine career games for the Mountaineers, including five starts
- Added two solo stops before sustaining a season-ending lower leg injury at TCU
- Matched his career high with eight tackles against Texas Tech; also added his first forced fumble and a pass breakup
- Led the Mountaineer defense in tackles in the Pitt game, finishing with a career-high eight stops (three solo)
- Totaled three tackles against Duquesne and assisted on a tackle for loss
- Tallied six tackles, including three solos, in the season opener at Penn State; also added two QB hurries

2023 Game-By-Game

Opponent	UT/AT/TT	TFL	Sacks	FF	FR	Int	PBU
Penn St.	3/3/6	0	0	0	0	0	0
Duquesne	1/2/3	0.5/1	0	0	0	0	0
Pitt	3/5/8	0.5/0	0	0	0	0	1
Texas Tech	2/6/8	0	0	1	0	0	1
TCU	2/0/2	0	0	0	0	0	0
Houston			DNP				
Oklahoma St.			DNP				
UCF			DNP				
BYU			DNP				
Oklahoma							
Cincinnati							
Baylor							
Totals	11/16/27	1.0/1	0	1	0	0	2

Lathan's Defensive Statistics

Year	GP	T/A/TT	TFL	Sacks	INT	PB	FF	FR
2023	5	11/16/27	1.0/1	0	0	2	1	0
2022	4	0/6/6	0	0	0	0	0	0
Totals	9	11/22/33	1.0/1	0	0	2	1	0



MIKE
DL, 6-3, 309, r-Jr.
Georgia Tech
Birmingham, Ala.

93 **MIKE**
LOCKHART

- Has played in 20 career games, including eight starts
- Assisted on a TFL at UCF
- Finished with two tackles and a TFL against Oklahoma State
- Blocked a TCU field-goal attempt in the fourth quarter against the Horned Frogs; finished with three total tackles, including 1.5 TFLs and the first sack of his WVU career
- Assisted two tackles against Texas Tech
- WVU Defensive Champion (Duquesne)
- Added three tackles and 1.5 TFLs against Duquesne and Pitt
- Posted a pair of tackles and made his first start for the Mountaineers in the season opener at Penn State

2023 Game-By-Game

Opponent	UT/AT/TT	TFL	Sacks	FF	FR	Int	PBU
Penn St.	1/1/2	0	0	0	0	0	0
Duquesne	1/2/3	1.5/3	0	0	0	0	0
Pitt	1/2/3	1.5/3	0	0	0	0	0
Texas Tech	0/2/2	0	0	0	0	0	0
TCU	2/1/3	1.5/3	0.5/1	0	0	0	0
Houston	1/0/1	0	0	0	0	0	0
Oklahoma St.	1/1/2	1.0/5	0	0	0	0	0
UCF	0/1/1	0.5/1	0	0	0	0	0
BYU							
Oklahoma							
Cincinnati							
Baylor							
Totals	7/10/17	6.0/15	0.5/1	0	0	0	0

Lockhart's Defensive Statistics

Year	GP	T/A/TT	TFL	Sacks	INT	PB	FF	FR
2023	8	7/10/17	6.0/15	0.5/1	0	0	0	0
2022	12	5/8/13	1.0/2	0	0	1	0	0
Totals	20	12/18/30	7.5/17	0.5/1	0	1	0	0



DL, 6-5, 291, Jr.
Bluefield
Bluefield, W.Va.

91 SEAN MARTIN


- Has played in 38 career games, including 16 starts
- 2023 Preseason All-Big 12 Conference Fourth Team (Athlon Sports, Phil Steele)
- 2023 East-West Shrine Bowl 1000
- 2023 Senior Bowl Watch List
- Both of his tackles at Houston were TFLs
- Blocked TCU's game-tying field-goal attempt in the fourth quarter; finished with two assisted tackles and a QB hurry
- Posted four tackles and a QB hurry against Texas Tech
- Added a pair of solo stops in the Pitt game
- Led the team with four tackles and added a TFL against Duquesne
- Recorded three solo tackles in the season opener at Penn State

2023 Game-By-Game

Opponent	UT/AT/TT	TFL	Sacks	FF	FR	Int	PBU
Penn St.	3/0/3	0	0	0	0	0	0
Duquesne	1/3/4	1.0/1	0	0	0	0	0
Pitt	2/0/2	0	0	0	0	0	0
Texas Tech	2/2/4	0	0	0	0	0	0
TCU	0/2/2	0	0	0	0	0	0
Houston	2/0/2	2.0/5	0	0	0	0	0
Oklahoma St.	0/0/0	0	0	0	0	0	0
UCF	0/1/1	0	0	0	0	0	0
BYU							
Oklahoma							
Cincinnati							
Baylor							
Totals	10/8/16	2.0/6	0	0	0	0	0

Martin's Defensive Statistics

Year	GP	T/A/TT	TFL	Sacks	INT	PB	FF	FR
2023	8	10/8/16	2.0/6	0	0	0	0	0
2022	12	17/17/34	8.0/35	4.0/27	0	0	1	0
2021	13	5/10/15	0.5/2	0	0	0	0	1
2020	5	0/0/0	0	0	0	0	0	0
Totals	38	32/35/67	11.5/44	4.0/27	0	0	1	1



SPEAR, 6-1, 212, Jr.
Jones College
Friendship, Miss.

13 HERSHEY MCLAURIN

- Has played in 19 career games, including eight starts
- Finished with five tackles, a TFL and a pass breakup against Oklahoma State
- Totaled four tackles and 1.0 TFL at Houston
- Posted seven tackles, including five solo stops and career-high 2.0 TFLs, at TCU
- Tallied five tackles and assisted a TFL in the Pitt game
- Added a pair of tackles, a TFL and assisted on a sack against Duquesne
- Started the season opener at Penn State and tallied three solo tackles

2023 Game-By-Game

Opponent	UT/AT/TT	TFL	Sacks	FF	FR	Int	PBU
Penn St.	3/0/3	0	0	0	0	0	0
Duquesne	0/2/2	1.0/7	0.5/6	0	0	0	0
Pitt	2/3/5	0.5/0	0	0	0	0	0
Texas Tech	0/1/1	0	0	0	0	0	0
TCU	5/2/7	2.0/5	0	0	0	0	2
Houston	3/1/4	1.0/2	0	0	0	0	0
Oklahoma St.	2/3/5	1.0/2	0	0	0	0	1
UCF			DNP				
BYU							
Oklahoma							
Cincinnati							
Baylor							
Totals	15/12/27	5.5/16	0.5/6	0	0	0	3

McLaurin's Defensive Statistics

Year	GP	T/A/TT	TFL	Sacks	INT	PB	FF	FR
2023	7	15/12/27	5.5/16	0.5/6	0	2	0	0
2022	12	25/20/45	1.0/1	0	0	1	0	0
Totals	19	40/32/72	6.5/17	0.5/6	0	3	0	0



DL, 6-3, 306, r-Jr.
Penn State
Harrisburg, Pa.

54 FATORMA MULBAH

- Has played in eight games at WVU
- Recorded a pair of tackles at UCF
- Added three tackles against Oklahoma State
- Finished with a pair of stops at Houston
- Posted two tackles at TCU
- WVU Blue Collar Award (Pitt)
- Added five tackles and a TFL in the Pitt game
- Tallied his first tackles for the Mountaineers against Duquesne, totaling three stops and one TFL

2023 Game-By-Game

Opponent	UT/AT/TT	TFL	Sacks	FF	FR	Int	PBU
Penn St.	0/0/0	0	0	0	0	0	0
Duquesne	1/2/3	1.0/2	0	0	0	0	0
Pitt	2/3/5	1.0/3	0	0	0	0	0
Texas Tech	1/0/1	0	0	0	0	0	0
TCU	0/2/2	0	0	0	0	0	0
Houston	1/1/2	0	0	0	0	0	0
Oklahoma St.	2/1/3	0	0	0	0	0	0
UCF	1/1/2	0	0	0	0	0	0
BYU							
Oklahoma							
Cincinnati							
Baylor							
Totals	8/10/18	2.0/5	0	0	0	0	0

Mulbah's Defensive Statistics

Year	GP	T/A/TT	TFL	Sacks	INT	PB	FF	FR
2023	8	8/10/18	2.0/5	0	0	0	0	0



DL, 6-3, 290, r-Fr.
Collins Hill
Suwanee, Ga.

92 ASANI
REDWOOD

- Has played in 10 career games
- Made his season debut in the Pitt game, assisting on one tackle

2023 Game-By-Game

Opponent	UT/AT/TT	TFL	Sacks	FF	FR	Int	PBU
Penn St.			DNP				
Duquesne			DNP				
Pitt	0/1/1	0	0	0	0	0	0
Texas Tech	0/0/0	0	0	0	0	0	0
TCU	0/0/0	0	0	0	0	0	0
Houston	0/0/0	0	0	0	0	0	0
Oklahoma St.	0/0/0	0	0	0	0	0	0
UCF	0/0/0	0	0	0	0	0	0
BYU							
Oklahoma							
Cincinnati							
Baylor							
Totals	0/1/1	0	0	0	0	0	0

Redwood's Defensive Statistics

Year	GP	T/A/TT	TFL	Sacks	INT	PB	FF	FR
2023	6	0/1/1	0	0	0	0	0	0
2022	4	2/2/4	0.5/1	0	0	0	0	0
Totals	10	2/3/5	0.5/1	0	0	0	0	0



CB, 5-10, 193, r-Sr.
Nash Central
Nashville, N.C.

14 MALACHI
RUFFIN

- Has played in 40 career games, including 11 starts
- Tallied five solo tackles and a pass breakup at UCF
- Assisted a pair of tackles against Oklahoma State
- Finished with seven tackles, including five solos, at Houston
- Totaled two solo stops at TCU
- Posted four solo tackles against Texas Tech
- WVU Special Teams Champion (Pitt)
- Intercepted a pass in the Pitt game; also added one solo tackle
- Registered one stop against Duquesne
- Added three tackles in the season opener at Penn State, including two solo stops

2023 Game-By-Game

Opponent	UT/AT/TT	TFL	Sacks	FF	FR	Int	PBU
Penn St.	2/1/3	0	0	0	0	0	0
Duquesne	0/1/1	0	0	0	0	0	1
Pitt	1/0/1	0	0	0	0	1	0
Texas Tech	4/0/4	0	0	0	0	0	0
TCU	2/0/2	0	0	0	0	0	1
Houston	5/2/7	0	0	0	0	0	0
Oklahoma St.	0/2/2	0	0	0	0	0	0
UCF	5/0/5	0	0	0	0	0	1
BYU							
Oklahoma							
Cincinnati							
Baylor							
Totals	19/6/25	0	0	0	0	1	3

Ruffin's Defensive Statistics

Year	GP	T/A/TT	TFL	Sacks	INT	PB	FF	FR
2023	8	19/6/25	0	0	1	3	0	0
2022	12	15/11/26	0	0	2	6	0	1
2021	11	8/2/10	0	0	0	0	0	0
2020	9	3/1/4	0	0	0	0	0	0
Totals	40	45/20/65	0	0	3	9	0	1



CB, 5-11, 184, So.
American Heritage
Fort Lauderdale, Fla.

6 JACOLBY
SPELLS

- Has played in 16 career games
- Tallied his first pass breakup of the season at UCF
- Finished with one stop at Houston
- Recorded his first tackles of the season with two stops and an assist on a TFL against Duquesne

2023 Game-By-Game

Opponent	UT/AT/TT	TFL	Sacks	FF	FR	Int	PBU
Penn St.	0/0/0	0	0	0	0	0	0
Duquesne	1/1/2	0.5/0	0	0	0	0	0
Pitt	0/0/0	0	0	0	0	0	0
Texas Tech	0/0/0	0	0	0	0	0	0
TCU	0/0/0	0	0	0	0	0	0
Houston	1/0/1	0	0	0	0	0	0
Oklahoma St.	0/0/0	0	0	0	0	0	0
UCF	0/0/0	0	0	0	0	0	1
BYU							
Oklahoma							
Cincinnati							
Baylor							
Totals	2/1/3	0.5/0	0	0	0	0	0

Spells' Defensive Statistics

Year	GP	T/A/TT	TFL	Sacks	INT	PB	FF	FR
2023	8	2/1/3	0.5/0	0	0	1	0	0
2022	8	9/4/13	0	0	1	1	0	0
Totals	16	11/5/16	0.5/0	0	1	2	0	0



DT, 6-3, 283, Jr.
French Finnish School of Helsinki
Helsinki, Finland

96 EDWARD VESTERINEN

- Has played in 28 career games, including nine starts
- Assisted on a sack at Houston
- WVU Blue Collar Award (TCU, Texas Tech, Duquesne)
- Totaled four tackles and assisted on a sack at TCU
- Registered a career-best seven tackles, including three solo stops, against Texas Tech; also added a TFL
- Posted one solo stop in the Pitt game
- Assisted on a pair of tackles in the season opener at Penn State

2023 Game-By-Game

Opponent	UT/AT/TT	TFL	Sacks	FF	FR	Int	PBU
Penn St.	0/2/2	0	0	0	0	0	0
Duquesne	0/1/1	0	0	0	0	0	0
Pitt	1/0/1	0	0	0	0	0	0
Texas Tech	3/4/7	1.0/1	0	0	0	0	0
TCU	2/2/4	0.5/2	0.5/2	0	0	0	0
Houston	0/1/1	0.5/4	0.5/4	0	0	0	0
Oklahoma St.	1/0/1	0	0	0	0	0	0
UCF	0/0/0	0	0	0	0	0	0
BYU							
Oklahoma							
Cincinnati							
Baylor							
Totals	7/10/17	2.0/7	1.0/6	0	0	0	0

Vesterinen's Defensive Statistics

Year	GP	T/A/TT	TFL	Sacks	INT	PB	FF	FR
2023	8	7/10/17	2.0/7	1.0/6	0	0	0	0
2022	12	4/6/10	2.5/11	1.0/9	0	0	0	0
2021	8	1/6/7	0.5/1	0.5/1	0	0	0	0
Totals	28	12/22/34	5.0/19	2.5/16	0	0	0	0



S, 5-9, 190, r-Jr.
Georgia Southern
Columbia, S.C.

12 ANTHONY WILSON

- Has played in and started eight games for West Virginia
- Posted six solo tackles at UCF
- Finished with four stops at Houston
- WVU Blue Collar Award (TCU)
- Intercepted the first pass of his career and finished with a career-best eight tackles against Oklahoma State
- Added four tackles, including two solo stops, at TCU
- Posted his second straight seven-tackle performance against Texas Tech
- Registered six solo stops and a pass breakup in the Pitt game
- Totaled two tackles and added a pass breakup against Duquesne
- Made his Mountaineer debut in the season opener at Penn State; recorded five total tackles, including two solos, and assisted on a TFL

2023 Game-By-Game

Opponent	UT/AT/TT	TFL	Sacks	FF	FR	Int	PBU
Penn St.	2/3/5	0.5/0	0	0	0	0	0
Duquesne	1/1/2	0	0	0	0	0	1
Pitt	6/1/7	0	0	0	0	0	1
Texas Tech	6/1/7	0	0	0	0	0	0
TCU	2/2/4	0	0	0	0	0	0
Houston	2/2/4	0	0	0	0	0	0
Oklahoma St.	5/3/8	0	0	0	0	1	0
UCF	6/0/6	0	0	0	0	0	0
BYU							
Oklahoma							
Cincinnati							
Baylor							
Totals	30/13/43	0.5/0	0	0	0	1	2

Wilson's Defensive Statistics

Year	GP	T/A/TT	TFL	Sacks	INT	PB	FF	FR
2023	8	30/13/43	0.5/0	0	1	2	0	0



CB, 6-2, 175, r-So.
Washington
Massilon, Ohio

7 ANDREW WILSON-LAMP

- Has played in 22 career games for the Mountaineers, including three starts
- Posted four solo tackles in the season opener at Penn State

2023 Game-By-Game

Opponent	UT/AT/TT	TFL	Sacks	FF	FR	Int	PBU
Penn St.	4/0/4	0	0	0	0	0	0
Duquesne	0/0/0	0	0	0	0	0	0
Pitt	0/0/0	0	0	0	0	0	0
Texas Tech	0/1/1	0	0	0	0	0	0
TCU	0/0/0	0	0	0	0	0	0
Houston	0/0/0	0	0	0	0	0	0
Oklahoma St.	0/0/0	0	0	0	0	0	0
UCF							
BYU							
Oklahoma							
Cincinnati							
Baylor							
Totals	4/1/5	0	0	0	0	0	0

Wilson-Lamp's Defensive Statistics

Year	GP	T/A/TT	TFL	Sacks	INT	PB	FF	FR
2023	7	4/1/5	0	0	0	0	0	0
2022	10	5/4/9	0	0	0	2	0	0
2021	5	1/0/1	0	0	0	1	0	0
Totals	22	10/5/15	0	0	0	3	0	0



KR, 5-10, 181, r-Sr.
Minnesota
Louisville, Ky.

11 BEANIE BISHOP JR.


- Has played in eight career games at WVU
- Returned a pair of kickoffs for 31 yards against Texas Tech
- Registered one kickoff return for 18 yards in the Pitt game
- Made his Mountaineer debut in the season opener at Penn State; returned one kickoff for 20 yards in his debut

2023 Game-By-Game Kickoff Returns

Opponent	No.	Yards	Avg.	TDs	Long
Penn St.	1	20	20.0	0	20
Duquesne	0	0	0	0	0
Pitt	1	18	18.0	0	18
Texas Tech	2	31	15.5	0	16
TCU	0	0	0	0	0
Houston	0	0	0	0	0
Oklahoma St.	0	0	0	0	0
UCF	0	0	0	0	0
BYU					
Oklahoma					
Cincinnati					
Baylor					
Totals	4	69	17.3	0	20

Bishop Jr.'s Kickoff Return Statistics

Year	Games	No.	Yards	Avg.	TD	Long
2023	8	4	69	17.3	0	20



PR, 5-10, 188, r-So.
Morgantown
Morgantown, W.Va.

29 PRESTON FOX


- Has played in 23 career games
- Ranks No. 4 in the Big 12 and No. 18 nationally in yards per punt return (10.8)
- Posted two punt returns for a total of 32 yards at TCU
- WVU Special Teams Champion (Texas Tech)
- Returned three punts for 45 yards with a long of 20 against Texas Tech
- Tallied two punt returns for 15 yards in the Pitt game
- Returned three punts for 41 yards against Duquesne; long return went for 16 yards

2023 Game-By-Game Punt Returns

Opponent	No.	Yards	Avg.	TDs	Long
Penn St.	1	4	4.0	0	4
Duquesne	3	41	13.7	0	16
Pitt	2	15	7.5	0	12
Texas Tech	3	45	15.0	0	20
TCU	2	32	16.0	0	17
Houston	2	3	1.5	0	3
Oklahoma St.	0	0	0	0	0
UCF	0	0	0	0	0
BYU					
Oklahoma					
Cincinnati					
Baylor					
Totals	13	140	10.7	0	20

Fox's Punt Return Statistics

Year	Games	No.	Yards	Avg.	TD	Long
2023	8	13	140	10.7	0	20
2022	11	6	51	8.5	0	27
2021	4	0	0	0	0	0
Totals	23	19	191	10.0	0	27



K, 5-9, 187, r-Jr.
Georgia State
Florence, S.C.

22 MICHAEL HAYES

- Enrolled at WVU in January 2023
- Has played in eight career games at West Virginia
- Leads the Big 12 and ranks No. 17 nationally in field-goal percentage (.900)
- Converted two field-goal attempts at UCF, while going 5-of-5 on PATs
- Scored on a pair of field goals and went 4-for-4 on PATs against Oklahoma State
- Finished with a 27-yard field goal and seven kickoff attempts for 422 yards at Houston
- WVU Special Teams Champion (TCU)
- Scored a season-long 49-yard field goal at TCU
- Connected on two field goals against Texas Tech, including a then-season-long 46-yarder
- Scored his first field goal for the Mountaineers in the Pitt game; also registered four kickoffs for 258 yards
- WVU Special Teams Champion (Duquesne)
- Recorded six kickoffs that went for a total of 378 yards against Duquesne; also went 6-for-6 on PATs
- Made his Mountaineer debut in the season opener at Penn State; kicked off two times for a total of 130 yards and converted on one PAT

2023 Game-By-Game

Opponent	FGM/FGA	Pct.	Long	XP/XPA	Pts
Penn St.	0/0	0	0	1/1	1
Duquesne	0/0	0	0	6/6	6
Pitt	1/1	100.0	42	2/2	5
Texas Tech	2/2	100.0	46	2/2	8
TCU	1/2	50.0	49	3/3	6
Houston	1/1	100.0	27	4/4	7
Oklahoma St.	2/2	100.0	34	4/4	10
UCF	2/2	100.0	41	5/5	11
BYU					
Oklahoma					
Cincinnati					
Baylor					
Totals	9/10	90.0	49	27/27	54

2023 Field Goal Sequence

Penn St.	--
Duquesne	--
Pitt	(42)
Texas Tech	(28), (46)
TCU	58, (49)
Houston	(27)
Oklahoma St.	(34), (29)
UCF	(24), (41)
BYU	
Oklahoma	
Cincinnati	
Baylor	


Made FGs in (x)

Hayes' Field Goal Statistics

Year	FG/A	Pct.	1/29	30/39	40/49	50+	LG
2023	9/10	90.0	4/4	1/1	4/4	0/1	49

Hayes' Kickoff Statistics

Year	Kickoffs	Yards	Avg.	TB
2023	43	2,705	62.9	18



K, 5-10, 181, r-So.
Fort Hill
Cumberland, Md.

39 **DANNY**
KING

- Has played in three career games
- Kicked off three times against Duquesne, totaling 195 yards; also went 2-for-2 on PATs

2023 Game-By-Game

Opponent	FGM/FGA	Pct.	Long	XP/XPA	Pts
Penn St.			DNP		
Duquesne	0/0	0	0	2/2	2
Pitt			DNP		
Texas Tech			DNP		
TCU			DNP		
Houston			DNP		
Oklahoma St.	0/0	0	0	0/0	0
UCF			DNP		
BYU					
Oklahoma					
Cincinnati					
Baylor					
Totals	0	0	0	2/2	2

2023 Field Goal Sequence

Penn St.	--
Duquesne	--
Pitt	--
Texas Tech	--
TCU	--
Houston	--
Oklahoma St.	--
UCF	--
BYU	--
Oklahoma	--
Cincinnati	--
Baylor	--

Made FGs in (x)

King's Field Goal Statistics

Year	FG/A	Pct.	1/29	30/39	40/49	50+	LG
2023	0/0	0	0/0	0/0	0/0	0/0	0

King's Kickoff Statistics

Year	Kickoffs	Yards	Avg.	TB
2023	3	195	65.0	2
2022	4	195	48.8	1
Totals	7	390	55.7	3



P, 6-2, 210, So.
Mentone Grammar School
Melbourne, Australia

41 **OLIVER**
STRAW

- Has played in 19 career games
- Totaled 84 yards on two punts and placed two inside the 20-yard line at UCF
- Three punts against Oklahoma State traveled a total of 136 yards and an average of 45.3 yards per punt
- Punted three times for 111 yards and a long of 39 at Houston
- Had five punts for 230 yards, averaging 46.0 yards per punt at TCU; season-long of 58 yards and placed three inside the 20-yard line
- Season-high six punts went for a total of 246 yards and a long of 50 against Texas Tech
- Recorded three punts for 133 yards and a long of 50 in the Pitt game
- Lone punt against Duquesne went for 52 yards
- Punted four times for 168 yards in the season opener at Penn State, longest punt went for 50 yards
- 2023 Preseason All-Big 12 Conference Fourth Team (Phil Steele)
- 2023 Ray Guy Award Watch List

2023 Game-By-Game

Opponent	Punts	Yds.	Avg.	Lg.	TB	FC	50+	I-20
Penn St.	4	168	42.0	50	0	4	1	2
Duquesne	1	52	52.0	52	0	0	1	1
Pitt	3	133	44.3	50	0	0	1	2
Texas Tech	6	246	41.0	50	0	3	1	2
TCU	5	230	46.0	58	0	3	1	3
Houston	3	111	37.0	39	0	1	0	0
Oklahoma St.	3	136	45.3	53	0	1	1	0
UCF	2	84	42.0	43	0	1	0	2
BYU								
Oklahoma								
Cincinnati								
Baylor								
Totals	27	1,162	43.0	58	0	13	6	12

Straw's Punting Statistics

Year	Punts	Yards	Avg.	Long	TB	FC	50+	I-20
2023	27	1,162	43.0	58	0	13	6	12
2022	49	2,029	42.3	63	2	24	8	18
Totals	76	3,246	42.7	63	2	37	14	30

STATE COLLEGE, Pa. (Sept. 2, 2023) - West Virginia and Penn State opened the 2023 football season in front of 110,747 fans at Beaver Stadium, and an NBC national television audience watched as the No.7/7-ranked Nittany Lions came away with a 38-15 victory.

The Mountaineers were playing their first game at Penn State since 1991 and first game against the Nittany Lions since 1992. However, as in the overall history of the series between the two teams, Penn State prevailed to extend its record to 49-9-2 against WVU.

West Virginia made it tougher on the home team than a lot thought, especially after the Nittany Lions scored so easily on their first possession. Quarterback Drew Allar connected with KeAndre Lambert-Smith for a 72-yard aerial strike just four plays into PSU's first possession for a quick 7-0 lead.

However, West Virginia tied the game in the second quarter behind a 69-yard drive that was highlighted by a 37-yard completion from quarterback Garrett Greene to receiver Devin Carter. Running back CJ Donaldson Jr. finished the nine-play drive with a 1-yard run at the 14:14 mark of the second quarter.

Penn State finished the half missing two field goals, but did grab a 14-7 lead at the break on Nicholas Singleton's 2-yard run to end a 10-play, 81-yard drive at the 4:59 mark.

Second-half action saw Penn State outscore West Virginia 24-8 to take the victory. In the third quarter, Lambert-Smith reached the end zone again with a 12-yard reception from Allar, putting the score at 21-7 heading to the fourth quarter.

The Nittany Lions then put the game out of reach with an Alex Felkins 25-yard field goal early in the fourth and a Malik McClain 25-yard touchdown reception with 7:29 left in the game.

The Mountaineers' lone scoring drive of the second half was an impressive 10-play, 75-yard drive engineered by Greene. The quarterback completed passes of 23 and 22 yards to Carter before finishing it himself with a 1-yard run with 3:34 left in the contest.

After a WVU onside kick failed, Penn State added a late touchdown with just six seconds remaining on a 5-yard run from backup quarterback Beau Pribula.

Allar was strong in his first start, passing for 325 yards and three touchdowns on 21 completions. Singleton led the Penn State running game with 70 yards, while Lambert-Smith led all receivers with 123 yards. PSU's defensive effort was led by linebacker Curtis Jacobs with 10 tackles and one sack.

Greene rushed for 71 yards, while passing for 162 to total 233 yards of total offense. Donaldson finished with 81 yards, while Carter managed six catches for 90 yards in his Mountaineer debut. Linebacker Lee Kpogba was all over the field in leading the Mountaineer defense. The senior totaled 13 tackles and two TFLs in the effort.

Final numbers showed Penn State outgaining the Mountaineers by 170 yards. The Nittany Lions finished with 146 yards rushing and 332 passing for 478 total yards. West Virginia also gained 146 yards rushing but could only muster 162 passing yards to finish with 308 yards of total offense.

The two teams had not played each other in 31 years, but the victory now gives Penn State a five-game winning streak in the series.

GAME 1: NO. 7/7 PENN STATE 38, WEST VIRGINIA 15



MIKE LOCKHART

DEVIN CARTER

Scoring and Statistical Summary

	1	2	3	4	F
West Virginia	0	7	0	8	15
Penn State	7	7	7	17	38

- 1st PSU - KeAndre Lambert-Smith 72 pass from Drew Allar (Sander Sahaydak)
- 2nd WVU - CJ Donaldson Jr. 1 rush (Michael Hayes kick)
- PSU - Nicholas Singleton 2 rush (Sahaydak kick)
- 3rd PSU - Lambert-Smith 12 pass from Allar (Alex Felkins kick)
- 4th PSU - Felkins 25 FG
- PSU - Malik McClain 25 pass from Allar (Felkins kick) WVU - Garrett Greene 1 rush (Donaldson pass from Greene)
- PSU - Beau Pribula 5 rush (Felkins kick)

	WVU	PSU
First Downs	17	27
Rushes/Yards	40/146	35/146
Passing Yardage	162	332
Passes	16/27/0	22/30/0
Punts	4/168/42.0	2/75/37.5
Fumbles/Lost	0/0	0/0
Return Yardage	24	21
Penalties/Yards	5/55	2/75
Time of Possession	31:16	28:44

WVU RUSHING: Donaldson 18-81, Greene 15-71; WVU PASSING: Greene 16-27-0-162; WVU RECEIVING: Carter 6-90; WVU TACKLES (TFL/QS): Kpogba 13 (2/0), Bishop 7 (1/0); WVU INTERCEPTIONS: None.

PSU RUSHING: Singleton 13-70, Allen 10-51; PSU PASSING: Allar 21-29-0-325; PSU RECEIVING: Lambert-Smith 4-123, Wallace 7-72; PSU TACKLES (TFL/QS): Jacobs 10 (1/1), King 5; PSU INTERCEPTIONS: None.

Attendance - 110,747

GAME 2: WEST VIRGINIA 56, DUQUESNE 17

MORGANTOWN, W.Va. (Sept. 9, 2023)

- West Virginia got its first win of the 2023 season with a 56-17 victory over Duquesne at Milan Puskar Stadium.

The game was halted for 1:54 in the second quarter due to lightning in the area around the stadium as heavy rains dominated the early part of the evening. The delay was the first stoppage in play for lightning at Milan Puskar Stadium since 2011.

When play was stopped, West Virginia held a 14-10 lead, but when it resumed, the Mountaineers outscored the Dukes 42-7 to secure the victory.

The game also featured the emergence of redshirt freshman receiver Hudson Clement, who lit up the Dukes for 177 yards receiving and three touchdowns on five catches. Clement turned in 72 yards after the catch, and head coach Neal Brown awarded the Martinsburg, West Virginia, native a scholarship after the game.

Duquesne started the scoring in the first quarter by taking advantage of a WVU miscue by the punt return unit. The turnover gave the Dukes a fresh set of downs, and they responded with a 38-yard touchdown pass from quarterback Darius Perrantes to receiver D.J. Powell. At the 12:01 mark, Duquesne left a wake-up call and had a 7-0 advantage over the Mountaineers.

The lead was Duquesne's only in the game and it was short-lived. WVU quarterback Garrett Greene proceeded to get the Mountaineers on the board with a 14-yard scoring toss to Clement to close out a 46-yard drive.

Second-quarter action saw West Virginia up its lead to 14-7, when running back Jaylen Anderson ended a 94-yard drive with an 8-yard run. Before the rain hit, Duquesne added a 39-yard field goal by Brian Bruzdewicz, closing the visitors' deficit to 14-10.

When play resumed, the Mountaineers finished the second quarter by outscoring the Dukes 21-0. Clement struck again with a 70-yard scoring reception from Greene before the duo connected on a 46-yard aerial touchdown. Greene to Clement accounted for scores of 14, 70 and 46 yards in the first half to lead the Mountaineers.

Closing the scoring in the first half was Greene's fourth touchdown pass, a 22-yarder to Preston Fox, to give West Virginia a 35-10 lead moving to the third quarter.

Since both teams were idle for almost two hours, no halftime break was taken. West Virginia picked up where it left off as running back Jahiem White added a 19-yard rushing score on his way to leading all rushers in the game with 110 yards on 12 carries.

Duquesne stopped the 28-point Mountaineer run with a 16-yard touchdown pass from Perrantes to Tedy Afful to close the third quarter.

The Mountaineers added fourth quarter scores behind backup quarterback Nicco Marchiol's 1-yard run and a 5-yard rush from DJ Oliver, putting the final victory margin at 39 points.

Final numbers showed West Virginia with a strong and balanced 304 yards rushing and 315 passing to total 619 yards of offense. While Duquesne could only muster three yards rushing, the Dukes made up for it by passing for 231 yards to finish with 234 total yards.

The win gave the Mountaineers a 21-0 all-time record against teams from the FCS level.



HUDSON CLEMENT

JARED BARTLETT

Scoring and Statistical Summary

	1	2	3	4	F
Duquesne	7	3	7	0	17
West Virginia	7	28	7	14	56

- 1st DUQ - DJ Powell 38 pass from Darius Perrantes (Brian Bruzdewicz kick)
WVU - Hudson Clement 14 pass from Garrett Greene (Michael Hayes kick)
- 2nd WVU - Jaylen Anderson 8 rush (Hayes kick)
DUQ - Bruzdewicz 39 FG
WVU - Clement 70 pass from Greene (Hayes kick)
WVU - Clement 46 pass from Greene (Hayes kick kick)
WVU - Preston Fox 22 pass from Greene (Hayes kick)
- 3rd WVU - Jahiem White 19 pass from Greene (Hayes kick)
DUQ - Tedy Afful 16 pass from Perrantes (Bruzdewicz kick)
- 4th WVU - Nicco Marchiol 1 rush (Hayes kick)
WVU - DJ Oliver 5 rush (Hayes kick)

	DUQ	WVU
First Downs	10	30
Rushes/Yards	28/3	49/304
Passing Yardage	231	315
Passes	15/32/2	17/32/0
Punts	7/267/38.1	2/78/39.0
Fumbles/Lost	0/0	2/2
Return Yardage	0	66
Penalties/Yards	3/35	4/30
Time of Possession	28:21	31:39

WVU RUSHING: White 12-110; WVU PASSING: Greene 10-18-0-240, Marchiol 7-14-0-75; WVU RECEIVING: Clement 5-177, Taylor 3-55; WVU TACKLES (TFL/QS): Martin 4 (1/0), Bartlett 4 (2/1), Cutter 4 (1/0); WVU INTERCEPTIONS: Bishop, Wilcox.

DUQ RUSHING: Butts 10-23; DUQ PASSING: Perrantes 14-31-2-220; DUQ RECEIVING: Afful 4-83, Powell 3-74; DUQ TACKLES (TFL/QS): Epps 10, Harris 8; DUQ INTERCEPTIONS: None.

Attendance - 50,037

MORGANTOWN, W.Va. (Sept. 16, 2023) -

The 106th version of the "Backyard Brawl" saw West Virginia capture a 17-6 victory as the Mountaineers welcomed Pitt to Morgantown for the first time since 2011.

It might have been a low-scoring affair, but the anticipation and excitement was anything but as one of college football's oldest and best rivalries was played before 61,106 fans and an ABC national television audience.

At first, it looked like it was going to be a long night for the Mountaineers as Pitt marched down the field on its opening possession. In 11 plays, Pitt moved the ball 67 yards, but had to settle for a 21-yard field goal from kicker Ben Sauls as the West Virginia defense stiffened at the right time.

After quarterback Garrett Greene injured his ankle on WVU's second drive and could not return, backup Nicco Marchiol took the reins and ended the Pitt lead at the 4:45 mark of the second quarter.

An interception by WVU's Aubrey Burks set up the Mountaineer offense at the Pitt 7-yard line, one-play later, Marchiol connected with tight end Kole Taylor for a 7-yard touchdown and a lead WVU would never relinquish.

As the second quarter came to an end, Pitt used a 12-play, 57-yard drive to get into field goal range and Sauls delivered with a 36-yarder to put the score at 7-6 at the break.

Despite trailing by a point, Pitt outrushed the Mountaineers 105-71 and led the total yardage statistic by a 138-106 count after both teams combined for a meager 68 yards passing on six completions.

After holding the Panthers on the first drive of the third quarter, West Virginia then turned in its best drive of the night to take a 14-6 advantage with 4:59 left in the quarter. Possessing the ball for 7:48, the Mountaineers ran 13 plays, and running back CJ Donaldson scored from 1 yard out to extend WVU's lead.

Donaldson was impressive in the drive, carrying the ball on eight of the 13 plays and gaining 44 of the 61 yards.

As a Pitt miscue turned the momentum in West Virginia's favor in the first half, a second Phil Jurkovec interception essentially ended any hopes of a Panther comeback. West Virginia's Beanie Bishop returned the interception 40 yards to the Panther 30. Four plays later, WVU kicker Michael Hayes connected on a 42-yard field goal, giving the home team a 17-6 lead heading to the fourth quarter.

West Virginia's defense continued to come up big when needed and a third interception of Jurkovec ended one last Pitt threat as both teams went scoreless in the final quarter.

Donaldson paced a conservative Mountaineer offense with 102 rushing yards, while Hayes made his first field goal as a Mountaineer. Trey Lathan led the defense with eight tackles.

Final numbers showed West Virginia with 151 yards rushing and 60 passing to total 211 yards of offense. Pitt finished with 130 yards rushing and 81 passing to also total 211 yards of offense. In a game so evenly matched in statistics, it was Pitt's three interceptions that proved to be the difference in the game and propelled the Mountaineers to the win.

The victory gives WVU an 8-4 record in the last 12 games vs. Pitt as the Mountaineers have won four of the last five "Backyard Brawls" vs. the Panthers.

GAME 3: WEST VIRGINIA 17, PITT 6



BEANIE BISHOP JR.

CJ DONALDSON JR.

Scoring and Statistical Summary

	1	2	3	4	F
Pitt.....	3	3	0	0	6
West Virginia	0	7	10	0	17

- 1st PITT - Ben Sauls 21 FG
- 2nd WVU - Kole Taylor 7 pass from Nicco Marchiol (Michael Hayes kick)
- 2nd PITT - Sauls 36 FG
- 3rd WVU - CJ Donaldson 1 rush (Hayes kick)
- WVU - Hayes 42 FG

	PITT	WVU
First Downs	12	14
Rushes/Yards	36/130	51/151
Passing Yardage	81	60
Passes	8/20/3	6/11/0
Punts	4/204/51.0	4/133/33.2
Fumbles/Lost	0/0	1/1
Return Yardage	71	99
Penalties/Yards	9/65	4/52
Time of Possession	26:47	33:13

WVU RUSHING: Donaldson 18-102; WVU PASSING: Marchiol 6-9-0-60; WVU RECEIVING: Taylor 3-21; WVU TACKLES (TFL/QS): Lathan 8 (1/0), Wilson 7, Bishop 7, Kpogba 7; WVU INTERCEPTIONS: Bishop, Burks, Ruffin.

PITT RUSHING: Hammond 14-49, Jurkovec 11-35, Flemister 6-34; PITT PASSING: Jurkovec 8-20-3-81; PITT RECEIVING: Bartholomew 2-39, Means 2-25; PITT TACKLES (TFL/QS): McMillon 18, George 9, DeShields 8 (1/1); PITT INTERCEPTIONS: None.

Attendance - 61,106

GAME 4: WEST VIRGINIA 20, TEXAS TECH 13

MORGANTOWN, W.Va. (Sept. 23, 2023)
 - West Virginia ended a four-game losing streak to Texas Tech by defeating the Red Raiders, 20-13, on a rainy and soggy afternoon in Morgantown.

There is no doubt that West Virginia was looking to flip the script over Texas Tech. After beating the Red Raiders five straight times at one point in the series, Tech bounced back to win the last four and was the only Big 12 team before the expansion that WVU's Neal Brown hadn't defeated as the Mountaineers' head coach.

That all changed in game four of the 2023 season as West Virginia led for most of the game and held on behind a great defensive stand to defeat the Red Raiders.

The game turned out to be a battle of the backup quarterbacks. West Virginia's Garrett Greene was out with an ankle injury and backup Nicco Marchiol got his first start for the Gold and Blue. Texas Tech's starting quarterback, Tyler Shough, was injured in the first quarter and his backup, Behren Morton, finished the final three quarters for the Red Raiders.

Before leaving the game, Shough engineered the game's first score as he led the Tech offense to a 3-0 lead behind a 39-yard field goal from Gino Garcia. The 3-0 lead proved to be Texas Tech's only one in the game and was set up by a Malik Dunlap interception of Marchiol, which was returned 21 yards into West Virginia territory.

West Virginia answered the score before the end of the first quarter as the Mountaineers used 6:47 of the clock on 13 plays for a 7-3 lead behind running back CJ Donaldson's 2-yard run.

West Virginia scored the only points in the second quarter on two Michael Hayes field goals. The first one of 28 yards came at the 6:29 mark to end another six-minute-plus drive for the Mountaineers.

Leading 10-3, WVU took a 13-3 lead at the half on Hayes' 46-yard field goal, which was set up by the Mountaineer defense after it stopped the Red Raiders on fourth down in WVU territory.

Neither team scored in the third quarter, setting up a 17-point fourth and plenty of nervous excitement inside Milan Puskar Stadium.

The Red Raiders closed the deficit to 13-10 early in the quarter by taking advantage of a 27-yard run from Tahj Brooks to set up a 6-yard touchdown pass from Morton to Jerand Bradley.

However, it appeared as if West Virginia weathered the comeback, when it answered the score with a 9-yard touchdown pass from Marchiol to tight end Kole Taylor.

Tech followed with a Garcia 34-yard field goal with 4:38 left, putting the score at 20-13 in favor of WVU, but when the Mountaineer offense could not control the clock and went three-and-out, the Red Raiders had a chance to tie or win the game as they took possession with 3:45 left in the game.

The Red Raiders ran 15 plays and drove 61 yards to the WVU 11-yard line, but Morton's fourth-down pass fell incomplete with 19 seconds remaining, ending the drive and giving WVU the victory.

Neither team shined on offense as the defenses controlled the day and stood out for both teams. Final numbers showed WVU with 157 yards rushing and 99 passing for 256 total yards. Texas Tech came in at 160 yards on the ground behind the 149-yard effort from Brooks and 161 through the air for 321 total yards.

In all-time Big 12 play, the series is now tied at 6-6.



NICCO MARCHIOL

TREY LATHAN

Scoring and Statistical Summary

	1	2	3	4	F
Texas Tech	3	0	0	10	13
West Virginia	7	6	0	7	20

- 1st TTU - Gino Garcia 39 FG
- 1st WVU - CJ Donaldson 2 rush (Michael Hayes kick)
- 2nd WVU - Hayes 28 FG
- WVU - Hayes 46 FG
- 4th TTU - Jerand Bradley 6 pass from Behren Morton (Garcia kick)
- WVU - Kole Taylor 9 pass from Nicco Marchiol (Hayes kick)
- TTU - Garcia 34 FG

	TTU	WVU
First Downs	18	16
Rushes/Yards	38/160	42/157
Passing Yardage	161	99
Passes	15/43/0	13/22/2
Punts	6/294/49.0	6/246/41.0
Fumbles/Lost	2/0	0/0
Return Yardage	134	76
Penalties/Yards	9/96	3/20
Time of Possession	25:10	34:50

WVU RUSHING: Marchiol 15-72, Donaldson 15-48; WVU PASSING: Marchiol 12-21-2-78; WVU RECEIVING: Taylor 3-39; WVU TACKLES (TFL/QS): Lathan 8, Wilson 7, Kpogba 7, Burks 7 (1/0), Vesterinen 7 (1/0); WVU INTERCEPTIONS: None.

TTU RUSHING: Brooks 25-149; TTU PASSING: Morton 13-37-0-158; TTU RECEIVING: White 3-22, Bradley 3-30; TTU TACKLES (TFL/QS): Pierre 12, Roberts 11 (1/0); TTU INTERCEPTIONS: Roberts, Dunlap.

Attendance - 50,071

GAME 5: WEST VIRGINIA 24, TCU 21

FORT WORTH, TEXAS (Sept. 30, 2023) - West Virginia survived a fast start from TCU and used key special teams plays down the stretch to earn its first road victory of the 2023 season with a 24-21 win at Amon G. Carter Stadium.

Three rushing touchdowns, an impressive second-half defensive performance and two blocked field goals propelled the Mountaineers to the upset victory. West Virginia entered the game as double-digit underdogs to the Horned Frogs.

TCU certainly had a strong offensive performance in the first half, totaling 312 yards. The home team scored four plays into its first possession of the game, causing concern for the visitors.

The four plays took only 51 seconds as quarterback Chandler Morris connected with receiver JP Richardson for a 59-yard touchdown reception, giving the Horned Frogs a 7-0 lead.

Before the end of the opening quarter, West Virginia answered the score behind the running of quarterback Garrett Greene, whose 35-yard run tied the score at 7-7. Greene's 30-yard completion to Devin Carter set up the scoring run.

TCU outscored the Mountaineers, 14-7, in the second quarter. Driving 81 yards, the Horned Frogs regained the lead on Morris' 31-yard touchdown run.

West Virginia again answered the TCU score with a 1-yard run from CJ Donaldson Jr. to tie the game at 14-14 with 1:50 left in the half.

Disaster struck for the Mountaineers in the final minute as the defense was unable to keep TCU off the board. Morris hit Dylan Wright for a 36-yard scoring strike with just 24 seconds left to take a 21-14 advantage at the half.

West Virginia's defense might have given up 312 yards in the first two quarters, but the unit had a strong second half, holding TCU to just 1 yard in the third quarter and 121 total yards and zero points in the second half.

In the third quarter, the Mountaineers tied the game at 21-21 on Greene's second touchdown run in the game, a 1-yarder.

After the TCU defense turned away the Mountaineer offense with a goal-line stand, WVU took its first lead off the leg of kicker Michael Hayes, who converted a 49-yard field goal with 9:23 remaining.

The Horned Frogs then embarked on two straight drives to win the game or send it to overtime and both times, the Mountaineer defense came up big.

The first play came from tackle Mike Lockhart, who blocked a 46-yard field goal attempt from TCU kicker Griffin Kell. On the Horned Frogs' next possession, fellow defensive lineman Sean Martin reached up to block Kell's 55-yard, game-tying attempt with 32 seconds remaining to seal the upset victory for the visitors.

While West Virginia won the game, it also suffered injuries to key defensive starters Aubrey Burks and Trey Lathan as both were carted off the field. Linebacker Lee Kpogba picked up the defense with 11 tackles, and Greene led the offense with 80 yards rushing and 142 passing.

TCU got 298 yards passing from Morris and two touchdowns, while Jamoi Hodge and Shad Banks combined for 19 tackles.

Final numbers showed West Virginia with 201 yards rushing and 142 passing for 343 total yards. The Horned Frogs came in at 135 on the ground and 298 through the air for 433 offensive yards.

The win improved West Virginia to 4-1 on the season and 2-0 in the Big 12, while TCU dropped to 3-2 overall and 1-1 in conference play.



ZACH FRAZIER

SEAN MARTIN (91), MIKE LOCKHART (93)

Scoring and Statistical Summary

	1	2	3	4	F
West Virginia	7	7	7	3	24
TCU	7	14	0	0	21

1st	TCU - JP Richardson 59 pass from Chandler Morris (Griffin Kell kick)
	WVU - Garrett Greene 35 rush (Michael Hayes kick)
2nd	TCU - Morris 31 rush (Kell kick)
	WVU - CJ Donaldson 1 rush (Hayes kick)
	TCU - Dylan Wright 36 pass from Morris (Kell kick)
3rd	WVU - Greene 1 rush (Hayes kick)
4th	WVU - Hayes 49 FG

	WVU	TCU
First Downs	21	23
Rushes/Yards	43/201	38/135
Passing Yardage	142	298
Passes	10/21/0	23/41/0
Punts	5/230/46.0	5/218/43.6
Fumbles/Lost	1/0	1/0
Return Yardage	50	44
Penalties/Yards	2/10	7/39
Time of Possession	33:27	26:33

WVU RUSHING: Greene 12-80, Donaldson 22-61; WVU PASSING: Greene 10-21-0-142; WVU RECEIVING: Clement 3-43; WVU TACKLES (TFL/QS): Kpogba (1/1), Bishop 9; WVU INTERCEPTIONS: None.

TCU RUSHING: Bailey 19-55, Morris 11-51; TCU PASSING: Morris 23-41-0-298; TCU RECEIVING: Williams 4-59, Richardson 3-87, Wright 3-60; TCU TACKLES (TFL/QS): Hodge 10, Banks 9 (1/0), Obiazor 8 (1/0); TCU INTERCEPTIONS: None.

Attendance - 43,746

GAME 6: HOUSTON 41, WEST VIRGINIA 39

HOUSTON, TEXAS (Oct. 12, 2023) - Houston executed a 49-yard, Hail Mary pass, on the game's last play to defeat West Virginia, 41-39, at TDECU Stadium,

The game saw the two teams combine for 42 points in the fourth quarter as it took every tick of the clock to determine the winner on a Thursday night in front of a FS1 national television audience.

The game saw West Virginia run 82 offensive plays compared to 53 for the Cougars. The Mountaineers possessed the ball 13 minutes longer, but Houston used the quick strike on special teams and offense for the victory.

West Virginia marched down field on its first possession as the Mountaineers traveled 82 yards but could only come away with a 27-yard field goal from kicker Michael Hayes.

West Virginia's 3-0 lead didn't last long as Houston's talented kick returner, Matthew Golden, took the ensuing kickoff 100 yards, giving the Cougars a 7-3 lead with 4:03 left in the quarter.

The Mountaineers regained the lead with 13 seconds left in the opening frame as running back CJ Donaldson Jr., scored on a 5-yard run. Donaldson also contributed an 18-yard reception in the 69-yard scoring drive.

The Cougars closed the first-half scoring, when quarterback Donovan Smith rushed in from 2 yards out with 25 seconds left in the first half. Even though West Virginia outgained Houston 197-109 in total yards, the Cougars still led 14-10 at the half.

West Virginia's third quarter started off strong as the Mountaineers converted a 35-yard flea flicker from quarterback Garrett Greene to receiver Traylon Ray four plays into the quarter.

The scoring play gave the Mountaineers a 17-14 lead, which held until the 5:09 mark of the third as Houston took a 21-17 advantage on a 15-yard touchdown pass from Smith to Joseph Manjack.

The wild fourth quarter began with a Greene 1-yard touchdown run with 14:09 left, ending a 78-yard drive for the Mountaineers.

Trailing 24-21, Houston then scored on its next two possessions to open up a 35-24 advantage with 7:28 left. Smith connected with Sam Brown for an 8-yard score and then followed with a 21-yard scoring strike to Stephon Johnson for the 11-point lead.

But Greene would not let the Mountaineers go quietly as he led a 75-yard scoring drive capped by his 8-yard run. WVU's two-point conversion was successful, and the Mountaineers trailed 35-32 with 3:34 left in the game.

The Mountaineer defense gave the offense the ball back, and Greene took full advantage, completing passes of 17 and 21 yards before a 50-yard aerial strike to Hudson Clement for a 39-35 Mountaineer lead with 12 seconds remaining.

An unsportsmanlike penalty pushed the ensuing kickoff back 15 yards and ended up giving the Cougars the ball near midfield. Smith completed an 8-yard pass before heaving the 49-yard game winner into the end zone, which was caught by Johnson for the victory.

Greene passed for a career-high 391 yards in the game with 116 of those yards going to receiver Devin Carter. West Virginia totaled 546 total yards compared to 393 for Houston.

The game was the first-ever meeting on the gridiron for the two teams. The Mountaineers fell to 4-2 on the season, while Houston evened its record at 3-3.



GARRETT GREENE

SEAN MARTIN

Scoring and Statistical Summary

	1	2	3	4	F
West Virginia	10	0	7	22	39
Houston	7	7	7	20	41

1st	WVU - Michael Hayes 27 FG HOU - Matthew Golden 100 kickoff return (Jack Martin kick) WVU - CJ Donaldson 5 rush (Hayes kick)
2nd	HOU - Donovan Smith 2 rush (Martin kick)
3rd	WVU - Traylon Ray 35 pass from Garrett Greene (Hayes kick) HOU - Joseph Manjack 15 pass from Smith (Martin kick)
4th	WVU - Greene 1 rush (Hayes kick) HOU - Sam Brown 8 pass from Smith (Martin kick) HOU - Stephon Johnson 21 pass from Smith (Martin kick) WVU - Greene 8 rush (Ray conversion pass from Greene) WVU - Hudson Clement 50 pass from Greene (Hayes kick) HOU - Johnson 49 pass from Smith

	WVU	HOU
First Downs	26	20
Rushes/Yards	44/155	26/140
Passing Yardage	391	253
Passes	20/28/1	21/27/0
Punts	4/158/39.5	6/247/41.2
Fumbles/Lost	1/0	0/0
Return Yardage	95	202
Penalties/Yards	8/84	7/70
Time of Possession	36:46	23:14

WVU RUSHING: Donaldson 17-66, Greene 12-47; WVU PASSING: Greene 20-38-1-391; WVU RECEIVING: Carter 5-116, Taylor 5-62; WVU TACKLES (TFL/QS): Ruffin 7, Bartlett 7; WVU INTERCEPTIONS: None.

HOU RUSHING: Sneed 7-78; HOU PASSING: Smith 21-27-0-253; HOU RECEIVING: Johnson 4-96, Manjack 4-55; HOU TACKLES (TFL/QS): Haulcy 15 (1/0), Morris 9 (1/0), Nwankwo 9 (2/0); HOU INTERCEPTIONS: Hypolite.

Attendance - 32,152

GAME 7: OKLAHOMA STATE 48, WEST VIRGINIA 34

MORGANTOWN, W.Va. (Oct. 21, 2023) - Oklahoma State used a bruising running game to defeat West Virginia by a 48-34 score on Homecoming Day in Morgantown.

Rain fell off and on during the contest, but that didn't slow Oklahoma State running back Ollie Gordon as he finished with 282 rushing yards, four touchdowns and an average of 9.7 yards per carry. Gordon seemed to get stronger as the game went on, totaling 149 rushing yards and three touchdowns in the fourth quarter alone.

It was obvious that West Virginia had no answer for him, but the Mountaineers still took a 24-20 lead into the fourth quarter before a muffed punt and untimely penalties in the quarter took their toll on the home team.

The Cowboys started strong, taking a 10-0 lead after one quarter of play behind a 37-yard field goal from Alex Hale and Gordon's first touchdown in the game, which was a 2-yard run.

However, West Virginia not only used the second quarter to claw back into the game, but the Mountaineers took a 17-13 lead into the locker room at the half.

West Virginia outscored the Cowboys, 17-3, in the second quarter behind a 3-yard rush from running back Justin Johnson Jr., a 34-yard field goal from kicker Michael Hayes and a beautiful 45-yard touchdown strike from quarterback Garrett Greene to receiver Devin Carter.

OSU's lone score in the quarter was a 29-yard field goal from Hale, and statistically, the first half played mostly even for the two teams.

It wasn't until the fourth quarter where Oklahoma State's dominance started to take over as the third quarter played evenly as well.

The Cowboys regained the lead in the third behind a 5-yard scoring pass from quarterback Alan Bowman to receiver Jaden Bray.

The Mountaineers bounced back later in the quarter and regained the advantage on Greene's 32-yard touchdown strike to EJ Horton, giving the home team a 24-20 lead heading to the fourth.

OSU outscored the Mountaineers, 28-10, in the fourth. After a muffed punt set up a 16-yard scoring run by Gordon early in the quarter, WVU would not lead again. Hayes converted his second field goal to tie the score at 27-27 with 9:39 left but missed tackles and the powerful running from Gordon ended any hopes of a WVU win.

In the final 9:39, Oklahoma State added a 29-yard touchdown pass from Bowman to Brennan Presley and long scoring runs of 46 and 53 yards by Gordon to capture the Big 12 road win. WVU's lone touchdown in the fourth came at the 2:37 mark on CJ Donaldson Jr.'s 3-yard rush, but it wasn't enough.

Greene again proved to be a tough competitor as he finished with 249 yards passing and two scores, while rushing for an additional 117 yards to lead the Mountaineers.

Aside from Gordon's impressive performance, Bowman played a solid game with 210 yards passing and two touchdowns. Cowboy defenders Nickolas Martin, Kendal Daniels and Collin Oliver combined for 38 tackles to pace the defense for the visitors.

Final numbers showed West Virginia with 226 rushing yards and 249 passing to total 475 yards of offense. Oklahoma State finished with 281 yards on the ground and 210 through the air for 491 total yards. Considering lost yardage by his teammates, Gordon's 282 rushing yards was the entire team's effort.

The win allowed Oklahoma State to continue its dominance over WVU. OSU leads the series 10-5 overall and 9-3 in Big 12 play.



BEN CUTLER

EJ HORTON

Scoring and Statistical Summary

	1	2	3	4	F
Oklahoma State.....	10	3	7	28	48
West Virginia	0	17	7	10	34

1st	OSU - Alex Hale 37 FG OSU - Ollie Gordon 2 rush (Hale Martin kick)
2nd	WVU - Justin Johnson 3 rush (Michael Hayes kick) WVU - Hayes 34 FG OSU - Hale 29 FG WVU - Devin Carter 45 pass from Garrett Greene (Hayes kick)
3rd	OSU - Jaden Bray 5 pass from Alan Bowman (Hale kick) WVU - EJ Horton 32 pass from Greene (Hayes kick)
4th	OSU - Gordon 16 rush (Hale kick) WVU - Hayes 29 FG OSU - Brennan Presley 29 pass from Bowman (Hale kick) OSU - Gordon 46 rush (Hale kick) WVU - Donaldson 3 rush (Hayes kick) OSU - Gordon 53 rush (Hale kick)

	OSU	WVU
First Downs	21	24
Rushes/Yards	33/281	44/226
Passing Yardage	210	249
Passes	24/36/1	15/30/1
Punts	3/115/38.3	3/136/45.3
Fumbles/Lost	1/1	2/2
Return Yardage	82	21
Penalties/Yards	7/65	5/55
Time of Possession	27:24	32:36

WVU RUSHING: Greene 16-117, Johnson 14-72; WVU PASSING: Greene 15-30-1-249; WVU RECEIVING: Fox 4-81, Horton 3-79, Carter 3-54; WVU TACKLES (TFL/QS): Wilson 8, Cutter 7 (1/0); WVU INTERCEPTIONS: Wilson.

OSU RUSHING: Gordon 29-282; OSU PASSING: Bowman 24-36-1-210; OSU RECEIVING: Presley 9-62; OSU TACKLES (TFL/QS): Martin 17 (2/0), Daniels 11 (1/0), Oliver 10 (1/1); OSU INTERCEPTIONS: Black.

Attendance - 51,870



**2023-24 West Virginia Football
Results and Comparison
All games**

	Date	Opponent		Score	Overall	Conf	Time	Attend
	09/02/2023	at Penn St.	L	15-38	0-1	0-0	3:14	110747
	09/09/2023	Duquesne	W	56-17	1-1	0-0	5:09	50037
	09/16/2023	Pittsburgh	W	17-6	2-1	0-0	3:19	61106
*	09/23/2023	Texas Tech	W	20-13	3-1	1-0	3:41	50071
*	09/30/2023	at TCU	W	24-21	4-1	2-0	3:46	43736
*	10/12/2023	at Houston	L	39-41	4-2	2-1	3:35	32152
*	10/21/2023	Oklahoma St.	L	34-48	4-3	2-2	3:39	51870
*	10/28/2023	at UCF	W	41-28	5-3	3-2	3:19	44136

Opponent	Score	First Downs				Pen	Rushing Number-Yards	Passing		Total Offense Plays-Yards	Return Yards	Turn- Overs
		Total	Rush	Pass	Comp-Att.-Int			Yards				
Penn St.	15-38	17 / 27	10 / 9	7 / 16	0 / 2	40-146 / 35-146	16-27-0 / 22-30-0	162 / 332	67-308 / 65-478	24 / 17	0 / 0	
Duquesne	56-17	30 / 10	17 / 1	12 / 9	1 / 0	49-304 / 28-3	17-32-0 / 15-32-2	315 / 231	81-619 / 60-234	66 / 0	2 / 2	
Pittsburgh	17-6	14 / 12	9 / 8	3 / 3	2 / 1	51-151 / 36-130	6-11-0 / 8-20-3	60 / 81	62-211 / 56-211	99 / 71	1 / 3	
Texas Tech	20-13	16 / 18	7 / 11	4 / 7	5 / 0	42-157 / 38-160	13-22-2 / 15-43-0	99 / 161	64-256 / 81-321	76 / 134	2 / 0	
TCU	24-21	21 / 23	10 / 12	7 / 11	4 / 0	43-201 / 38-135	10-21-0 / 23-41-0	142 / 298	64-343 / 79-433	50 / 44	0 / 0	
Houston	39-41	26 / 20	11 / 4	14 / 13	1 / 3	44-155 / 26-140	20-38-1 / 21-27-0	391 / 253	82-546 / 53-393	95 / 202	1 / 0	
Oklahoma St.	34-48	24 / 21	13 / 9	9 / 10	2 / 2	44-226 / 33-281	15-30-1 / 24-36-1	249 / 210	74-475 / 69-491	21 / 82	3 / 2	
UCF	41-28	25 / 27	16 / 11	7 / 15	2 / 1	50-286 / 33-189	15-24-0 / 25-36-3	164 / 274	74-450 / 69-463	70 / 18	1 / 4	
Totals	246-212	173 / 158	93 / 65	63 / 84	17 / 9	363-1626 / 267-1184	112-205-4 / 153-265-9	1582 / 1840	568-3208 / 532-3024	501 / 568	10 / 11	



2023-24 West Virginia Football
Overall Team Statistics
All games

Team Statistics

	WVU	OPP
Scoring	246	212
Points per game	30.8	26.5
Points Off Turnovers	38	34
First Downs	173	158
Rushing	93	65
Passing	63	84
Penalty	17	9
Rushing Yardage	1626	1184
Yards gained rushing	1762	1348
Yards lost rushing	136	164
Rushing attempts	363	267
Average per rush	4.5	4.4
Average per game	203.3	148.0
TDs Rushing	21	9
Passing Yardage	1582	1840
Comp-Att-Int	112-205-4	153-265-9
Average per pass	7.7	6.9
Average per catch	14.1	12.0
Average per game	197.8	230.0
TDs Passing	10	17
Total offense	3208	3024
Total plays	568	532
Average per play	5.6	5.7
Average per game	401.0	378.0
Kick returns: #-Yards	12-217	21-509
Punt returns: #-Yards	15-138	10-17
Int returns: #-Yards	9-146	4-42
Kick return average	18.1	24.2
Punt return average	9.2	1.7
Int return average	16.2	10.5
Fumbles-Lost	10-6	5-2
Penalties-Yards	36-341	49-431
Average per game	42.6	53.9
Punts-Yards	30-1233	34-1456
Average per punt	41.1	42.8
Net punt average	41.0	37.3
Kickoffs-Yards	46-2900	41-2415
Average per kick	63.0	58.9
Net kick average	38.9	39.8
Time of possession / game	33:44	26:16
3rd-down conversion	49/114	40/107
3rd-down pct	43%	37%
4rd-down conversion	12/23	8/16



**2023-24 West Virginia Football
Overall Team Statistics
All games**

	WVU	OPP
4rd-down pct	52%	50%
Sacks by-Yards	15-99	9-53
Misc Yards	0	0
Touchdowns scored	31	27
Field goals - attempts	9-10	8-14
On-Side kicks	0-2	1-1
Red-zone scores	(29-35) 83%	(21-25) 84%
Red-zone touchdowns	(23-35) 66%	(14-25) 56%
PAT-attempts	(29-29) 100%	(26-26) 100%
2-point conversion-attempts	(2-2) 100%	(0-0) 0%
Attendance	213084	230771
Games / Avg per game	4/53271	4/57693
Neutral site games	-	0/0

Score by Periods

Team	1st	2nd	3rd	4th	OT	TOT
West Virginia	41	79	45	81	0	246
Opponents	51	44	35	82	0	212



2023-24 West Virginia Football
Individual Statistics
All games

Rushing

Player	gp	att	gain	loss	net	avg	td	lg	avg/g
CJ Donaldson	8	133	591	17	574	4.3	7	32	71.8
Garrett Greene	7	72	435	31	404	5.6	8	35	57.7
Jahiem White	7	34	277	7	270	7.9	2	39	38.6
Jaylen Anderson	6	41	141	12	129	3.1	1	15	21.5
Justin Johnson Jr.	5	23	99	9	90	3.9	1	30	18.0
Nicco Marchiol	5	29	117	39	78	2.7	1	19	15.6
Rodney Gallagher	7	10	60	0	60	6.0	0	15	8.6
DJ Oliver	3	10	38	0	38	3.8	1	6	12.7
EJ Horton	6	1	4	0	4	4.0	0	4	0.7
Team	8	10	0	21	-21	-2.1	0	0	-2.6
Total	8	363	1762	136	1626	4.5	21	39	203.3
Opponents	8	267	1348	164	1184	4.4	9	58	148.0

Passing

Player	gp	effic	comp-att-int	pct	yds	td	lg	avg/g
Garrett Greene	7	138.3	85-159-2	53.5	1340	8	70	191.4
Nicco Marchiol	5	104.8	26-45-2	57.8	221	2	29	44.2
Traylon Ray	7	276.4	1-1-0	100.0	21	0	21	3.0
Total	8	131.7	112-205-4	54.6	1582	10	70	197.8
Opponents	8	130.4	153-265-9	57.7	1840	17	72	230.0

Receiving

Player	gp	no.	yds	avg	td	lg	avg/g
Kole Taylor	8	24	262	10.9	2	29	32.8
Devin Carter	7	20	358	17.9	1	49	51.1
Preston Fox	8	15	245	16.3	1	34	30.6
Hudson Clement	7	12	298	24.8	4	70	42.6
CJ Donaldson	8	8	59	7.4	0	18	7.4
EJ Horton	6	7	162	23.1	1	45	27.0
Traylon Ray	7	7	66	9.4	1	35	9.4
Jaylen Anderson	6	4	42	10.5	0	10	7.0
Rodney Gallagher	7	4	29	7.3	0	13	4.1
Cortez Braham	4	3	17	5.7	0	9	4.3
Treylan Davis	8	2	2	1.0	0	1	0.3
CJ Cole	7	2	17	8.5	0	10	2.4
Ja'Shaun Poke	1	2	11	5.5	0	11	11.0
Jeremiah Aaron	4	1	8	8.0	0	8	2.0
Jahiem White	7	1	6	6.0	0	6	0.9
Total	8	112	1582	14.1	10	70	197.8
Opponents	8	153	1840	12.0	17	72	230.0

Punt Returns

Player	no.	yds	avg	td	lg
Preston Fox	13	140	10.8	0	20
Jacolby Spells	1	-4	-4.0	0	0
Total	15	138	9.2	0	20
Opponents	10	17	1.7	0	11

Interceptions

Player	no.	yds	avg	td	lg
Beanie Bishop Jr.	4	86	21.5	0	40
Malachi Ruffin	1	0	0.0	0	0
Marcis Floyd	1	0	0.0	0	0
Aubrey Burks	1	26	26.0	0	26
Avery Wilcox	1	34	34.0	0	34
Anthony Wilson	1	0	0.0	0	0
Total	9	146	16.2	0	40
Opponents	4	42	10.5	0	21

Kick Returns

Player	no.	yds	avg	td	lg
Jahiem White	6	110	18.3	0	24
Beanie Bishop Jr.	4	69	17.3	0	20
Preston Fox	2	38	19.0	0	19
Total	12	217	18.1	0	24
Opponents	21	509	24.2	1	100

Fumble Returns

Player	no.	yds	avg	td	lg
Jalen Thornton	1	0	0.0	0	0
Hudson Clement	1	0	0.0	0	0
Total	2	0	0.0	0	0
Opponents	6	0	0.0	0	0



2023-24 West Virginia Football
Individual Statistics
All games

Scoring

Player	td	fg	PAT				d xp	saf	pts
			kick	rush	rcv	pass			
Michael Hayes	-	9-10	27-27	-	-	-	-	-	54
Garrett Greene	8	-	-	-	-	2	-	-	48
CJ Donaldson	7	-	-	-	1	-	-	-	44
Hudson Clement	4	-	-	-	-	-	-	-	24
Jahiem White	2	-	-	-	-	-	-	-	12
Kole Taylor	2	-	-	-	-	-	-	-	12
Traylon Ray	1	-	-	-	1	-	-	-	8
Preston Fox	1	-	-	-	-	-	-	-	6
Justin Johnson Jr.	1	-	-	-	-	-	-	-	6
Nicco Marchiol	1	-	-	-	-	-	-	-	6
Jaylen Anderson	1	-	-	-	-	-	-	-	6
Devin Carter	1	-	-	-	-	-	-	-	6
EJ Horton	1	-	-	-	-	-	-	-	6
DJ Oliver	1	-	-	-	-	-	-	-	6
Danny King	-	-	2-2	-	-	-	-	-	2
Total	31	9-10	29-29	0	2	2	0	0	246
Opponents	27	8-14	26-26	0	0	0	0	0	212

Field Goals

Player	fg	pct.	01-19	20-29	30-39	40-49	50-99	lg	blk
Michael Hayes	9-10	90.0	0-0	4-4	1-1	4-4	0-1	49	0
Opponents	8-14	57.1	0-0	3-3	5-8	0-1	0-2	39	2

FG Sequence

Team Name	West Virginia	Opponents
Pittsburgh	(42)	(21),(36)
Texas Tech	(28),(46)	(39),(34)
TCU	58,(49)	53,46,55
Houston	(27)	
Oklahoma St.	(34),(29)	(37),(29),31
UCF	(24),(41)	
Penn St.		38,34,(25)
Duquesne		(39)

Numbers in (parentheses) indicate field goal was made

Total Offense

Player	g	plays	rush	pass	total	avg/g
Garrett Greene	7	231	404	1340	1744	249.1
CJ Donaldson	8	133	574	0	574	71.8
Nicco Marchiol	5	74	78	221	299	59.8
Jahiem White	7	34	270	0	270	38.6
Jaylen Anderson	6	41	129	0	129	21.5
Justin Johnson Jr.	5	23	90	0	90	18.0
Rodney Gallagher	7	10	60	0	60	8.6
DJ Oliver	3	10	38	0	38	12.7
Traylon Ray	7	1	0	21	21	3.0
EJ Horton	6	1	4	0	4	0.7
Team	8	0	-21	0	-21	-2.6
Total	8	568	1626	1582	3208	401.0
Opponents	8	532	1184	1840	3024	378.0

Punting

Player	no.	yds	avg	lg	tb	fc	i20	50+	blk
Oliver Straw	28	1207	43.1	58	0	12	12	6	0
Leighton Bechdel	1	26	26.0	26	0	0	0	0	0
Team	1	0	0.0	0	0	0	0	0	1
Total	30	1233	41.1	58	0	12	12	6	1
Opponents	34	1456	42.8	57	1	10	5	8	1

Kickoffs

Player	no.	yds	avg	tb	ob	retn	net	ydln
Michael Hayes	43	2705	62.9	18	0			
Danny King	3	195	65.0	2	0			
Total	46	2900	63.0	20	0	21	38.9	26
Opponents	41	2415	58.9	21	2	12	39.8	25



2023-24 West Virginia Football
Individual Statistics
All games

All Purpose

Player	g	rush	rcv	pr	kr	ir	total	avg/g
CJ Donaldson	8	574	59	0	0	0	633	79.1
Preston Fox	8	0	245	140	38	0	423	52.9
Garrett Greene	7	404	0	0	0	0	404	57.7
Jahiem White	7	270	6	0	110	0	386	55.1
Devin Carter	7	0	358	0	0	0	358	51.1
Hudson Clement	7	0	298	0	0	0	298	42.6
Kole Taylor	8	0	262	0	0	0	262	32.8
Jaylen Anderson	6	129	42	0	0	0	171	28.5
EJ Horton	6	4	162	0	0	0	166	27.7
Beanie Bishop Jr.	8	0	0	0	69	86	155	19.4
Justin Johnson Jr.	5	90	0	0	0	0	90	18.0
Rodney Gallagher	7	60	29	0	0	0	89	12.7
Nicco Marchiol	5	78	0	0	0	0	78	15.6
Traylon Ray	7	0	66	0	0	0	66	9.4
DJ Oliver	3	38	0	0	0	0	38	12.7
Avery Wilcox	7	0	0	0	0	34	34	4.9
Aubrey Burks	7	0	0	0	0	26	26	3.7
CJ Cole	7	0	17	0	0	0	17	2.4
Cortez Braham	4	0	17	0	0	0	17	4.3
Ja'Shaun Poke	1	0	11	0	0	0	11	11.0
Jeremiah Aaron	4	0	8	0	0	0	8	2.0
Treylan Davis	8	0	2	0	0	0	2	0.3
Jacolby Spells	7	0	0	-4	0	0	-4	-0.6
Team	8	-21	0	2	0	0	-19	-2.4
Total	8	1626	1582	138	217	146	3709	463.6
Opponents	8	1184	1840	17	509	42	3592	449.0



**2023-24 West Virginia Football
Overall Defense Statistics
All games**

Team Defense

#	Player	gp	Tackles				tfl/yds	Sacks no-yds	Pass defense			Fumbles		blkd	
			ua	a	tot				int-yds	brup	qbh	fr-yds	ff	kick	saf
1	Lee Kpogba	8	30	29	59	4-20	2-15	.	1	6	.	1	.	.	
12	Anthony Wilson	8	30	13	43	0.5-0	.	1-0	3	
11	Beanie Bishop Jr.	8	32	9	41	0.5-1	.	4-86	12	
10	Jared Bartlett	8	21	14	35	3-18	2.5-17	.	1	1	
15	Ben Cutter	8	16	13	29	3-4	.	.	1	
19	Trey Lathan	5	11	16	27	1-1	.	.	2	7	.	1	.	.	
13	Hershey McLaurin	7	15	12	27	5.5-16	0.5-6	.	3	1	
14	Malachi Ruffin	8	19	6	25	.	.	1-0	3	
2	Aubrey Burks	7	21	3	24	2.5-6	.	1-26	3	
24	Marcis Floyd	6	13	7	20	2.5-17	1-14	1-0	4	4	
54	Fatorma Mulbah	8	8	10	18	2-5	
91	Sean Martin	8	10	8	18	3-6	.	.	.	2	.	.	1	.	
96	Edward Vesterinen	8	7	10	17	2-7	1-6	.	.	1	
93	Mike Lockhart	8	7	10	17	6-15	0.5-1	1	.	
8	Tyrin Bradley	8	10	6	16	4-26	2.5-20	.	1	
3	Tomiwa Durojaiye	8	7	7	14	4-18	3-13	
5	Lance Dixon	6	11	3	14	1-1	.	.	1	
36	Caden Biser	8	5	4	9	1-1	
33	Jairo Faverus	7	3	2	5	0.5-1	
55	Davoan Hawkins	8	2	3	5	2-8	1-6	.	1	1	.	.	1	.	
7	Andrew Wilson-Lamp	7	4	1	5	
97	Jalen Thornton	8	.	4	4	0.5-1	0.5-1	.	.	.	1-0	.	.	.	
32	Raleigh Collins III	5	3	1	4	
94	Hammond Russell IV	7	2	1	3	
6	Jacolby Spells	7	2	1	3	0.5-0	.	.	1	
0	Montre Miller	1	3	.	3	
23	Keyshawn Cobb	2	.	2	2	
45	Taurus Simmons	7	2	.	2	
34	Avery Wilcox	7	.	1	1	.	.	1-34	
7	Traylon Ray	7	.	1	1	
52	Corey McIntyre Jr.	1	1	.	1	
99	Zeiqui Lawton	1	.	1	1	0.5-1	
87	Kole Taylor	8	.	1	1	
92	Asani Redwood	6	.	1	1	
54	Zach Frazier	8	.	1	1	
4	CJ Donaldson	8	.	1	1	
22	Michael Hayes	8	1	.	1	
5	Devin Carter	7	1	.	1	
31	Christion Stokes	2	.	1	1	0.5-1	
44	Oreyend Fisher	1	.	1	1	0.5-1	
58	Nick Malone	8	.	1	1	



2023-24 West Virginia Football
Overall Defense Statistics
All games

##	Player	gp	Tackles				Sacks	Pass defense			Fumbles		blkd	
			ua	a	tot	tfl/yds		no-yds	int-yds	brup	qbh	fr-yds	ff	kick
22	Josiah Jackson	1	1	.	1
26	Justin Johnson Jr.	5	1	.	1
84	Hudson Clement	7	1-0	.	.	.
Totals		8	299	206	505	51-175	15-99	9-146	37	23	2-0	2	3	0
Opponents		8	314	266	580	38-106	9-53	4-42	26	7	6-0	4	1	0



**2023-24 West Virginia Football
Team Game-by-Game Comparison
All games**

Opponent	Score	First Downs				Pen	Rushing Number-Yards	Passing		Total Offense Plays-Yards	Return Yards	Turn- Overs
		Total	Rush	Pass	Comp-Att.-Int			Yards				
Penn St.	15-38	17 / 27	10 / 9	7 / 16	0 / 2	40-146 / 35-146	16-27-0 / 22-30-0	162 / 332	67-308 / 65-478	24 / 17	0 / 0	
Duquesne	56-17	30 / 10	17 / 1	12 / 9	1 / 0	49-304 / 28-3	17-32-0 / 15-32-2	315 / 231	81-619 / 60-234	66 / 0	2 / 2	
Pittsburgh	17-6	14 / 12	9 / 8	3 / 3	2 / 1	51-151 / 36-130	6-11-0 / 8-20-3	60 / 81	62-211 / 56-211	99 / 71	1 / 3	
Texas Tech	20-13	16 / 18	7 / 11	4 / 7	5 / 0	42-157 / 38-160	13-22-2 / 15-43-0	99 / 161	64-256 / 81-321	76 / 134	2 / 0	
TCU	24-21	21 / 23	10 / 12	7 / 11	4 / 0	43-201 / 38-135	10-21-0 / 23-41-0	142 / 298	64-343 / 79-433	50 / 44	0 / 0	
Houston	39-41	26 / 20	11 / 4	14 / 13	1 / 3	44-155 / 26-140	20-38-1 / 21-27-0	391 / 253	82-546 / 53-393	95 / 202	1 / 0	
Oklahoma St.	34-48	24 / 21	13 / 9	9 / 10	2 / 2	44-226 / 33-281	15-30-1 / 24-36-1	249 / 210	74-475 / 69-491	21 / 82	3 / 2	
UCF	41-28	25 / 27	16 / 11	7 / 15	2 / 1	50-286 / 33-189	15-24-0 / 25-36-3	164 / 274	74-450 / 69-463	70 / 18	1 / 4	
Totals	246-212	173 / 158	93 / 65	63 / 84	17 / 9	363-1626 / 267-1184	112-205-4 / 153-265-9	1582 / 1840	568-3208 / 532-3024	501 / 568	10 / 11	

Opponents	3rd Down Conversion	4th Down Conversion	Time of Possession	TOP Margin	Avg Yds/Rush	Avg Yds/Pass	Avg Yds/Play	Punting Number-Avg	Penalties		Sacks
									Number-Yards	Number-Yards	
Penn St.	4-14 / 3-9	3-6 / 1-1	31:16 / 28:44	02:32	3.7 / 4.2	6.0 / 11.1	4.6 / 7.4	4-42.0 / 2-37.5	5-55.0 / 1-5.0	1 / 3	
Duquesne	6-13 / 5-16	3-5 / 0-1	31:39 / 28:21	03:18	6.2 / 0.1	9.8 / 7.2	7.6 / 3.9	2-39.0 / 7-38.1	4-30.0 / 3-35.0	3 / 1	
Pittsburgh	4-12 / 4-13	1-3 / 0-2	33:13 / 26:47	06:26	3.0 / 3.6	5.5 / 4.1	3.4 / 3.8	4-33.3 / 4-51.0	4-52.0 / 9-65.0	1 / 2	
Texas Tech	3-13 / 2-18	1-1 / 5-8	34:50 / 25:10	09:40	3.7 / 4.2	4.5 / 3.7	4.0 / 4.0	6-41.0 / 6-49.0	3-20.0 / 9-96.0	2 / 1	
TCU	4-13 / 6-16	1-3 / 1-2	33:27 / 26:33	06:54	4.7 / 3.6	6.8 / 7.3	5.4 / 5.5	5-46.0 / 5-43.6	2-10.0 / 7-39.0	5 / 0	
Houston	13-19 / 3-9	1-1 / 0-0	36:46 / 23:14	13:32	3.5 / 5.4	10.3 / 9.4	6.7 / 7.4	4-39.5 / 6-41.2	9-84.0 / 7-70.0	2 / 0	
Oklahoma St.	8-15 / 8-14	0-2 / 0-0	32:36 / 27:24	05:12	5.1 / 8.5	8.3 / 5.8	6.4 / 7.1	3-45.3 / 3-38.3	5-55.0 / 7-65.0	0 / 1	
UCF	7-15 / 9-12	2-2 / 1-2	36:06 / 23:54	12:12	5.7 / 5.7	6.8 / 7.6	6.1 / 6.7	2-42.0 / 1-36.0	4-35.0 / 6-56.0	1 / 1	
Totals	49-114 / 40-107	12-23 / 8-16	269:53 / 210:07	59:46	4.5 / 4.4	7.7 / 6.9	5.6 / 5.7	30-41.1 / 34-42.8	36-341.0 / 49-431.0	15 / 9	

Note: Game totals are displayed in the format TEAM/OPPONENT for each category



**2023-24 West Virginia Football
Team Game-by-Game
All games**

Date	Opponent	Rushing				Receiving				Passing				Kick Returns				Punt Returns				tot off
		no.	yds	td	lg	no.	yds	td	lg	cmp-att-int	yds	td	lg	no.	yds	td	lg	no.	yds	td	lg	
09/02/2023	at Penn St.	40	146	2	17	16	162	0	37	16-27-0	162	0	37	1	20	0	20	1	4	0	4	308
09/09/2023	Duquesne	49	304	4	39	17	315	4	70	17-32-0	315	4	70	0	0	0	0	4	37	0	16	619
09/16/2023	Pittsburgh	51	151	1	17	6	60	1	15	6-11-0	60	1	15	1	18	0	18	2	15	0	12	211
09/23/2023	Texas Tech	42	157	1	19	13	99	1	21	13-22-2	99	1	21	2	31	0	16	3	45	0	20	256
09/30/2023	at TCU	43	201	3	35	10	142	0	30	10-21-0	142	0	30	1	18	0	18	2	32	0	17	343
10/12/2023	at Houston	44	155	3	17	20	391	2	50	20-38-1	391	2	50	5	92	0	24	2	3	0	3	546
10/21/2023	Oklahoma St.	44	226	2	30	15	249	2	45	15-30-1	249	2	45	1	19	0	19	1	2	0	2	475
10/28/2023	at UCF	50	286	5	32	15	164	0	28	15-24-0	164	0	28	1	19	0	19	0	0	0	0	450
West Virginia		363	1626	21	39	112	1582	10	70	112-205-4	1582	10	70	12	217	0	24	15	138	0	20	3208
Opponents		267	1184	9	58	153	1840	17	72	153-265-9	1840	17	72	21	509	1	100	10	17	0	11	3024

West Virginia Averages

Games	Avg/ rush	Avg/ catch	Pass effic	KR avg	PR avg	All purpose avg/game	Total offense avg/game
8	4.5	14.1	131.7	18.1	9.2	463.6	401.0

Date	Opponent	Tackles				Sacks no-yds	Fumble ff fr-yds	Pass Defense			blkd kick	PAT attempts			off				
		ua	a	total	tfl-yds			int-yds	qbh	brup		kick	rush	rcv	saf	t/o	pts		
09/02/2023	at Penn St.	41	22	63	4.0-11	1-6	0	0-0	0-0	3	2	0	1-1	0	1	0	0	0	15
09/09/2023	Duquesne	22	34	56	14.0-39	3-19	0	0-0	2-29	4	3	0	8-8	0	0	0	14	56	
09/16/2023	Pittsburgh	32	34	66	5.0-16	1-9	0	0-0	3-66	2	4	0	2-2	0	0	0	10	17	
09/23/2023	Texas Tech	42	28	70	4.0-24	2-20	1	0-0	0-0	5	11	0	2-2	0	0	0	0	20	
09/30/2023	at TCU	45	28	73	9.0-35	5-23	0	0-0	0-0	5	6	2	3-3	0	0	0	0	24	
10/12/2023	at Houston	32	22	54	6.0-21	2-13	0	0-0	0-0	1	1	0	4-4	0	1	0	0	39	
10/21/2023	Oklahoma St.	40	24	64	6.0-18	0-0	0	1-0	1-0	2	6	1	4-4	0	0	0	0	34	
10/28/2023	at UCF	45	14	59	3.0-11	1-9	1	1-0	3-51	1	4	0	5-5	0	0	0	14	41	
West Virginia		299	206	505	51.0-175	15-99	2	2-0	9-146	23	37	3	29-29	0	2	0	38	246	
Opponents		314	266	580	38.0-106	9-53	4	6-0	4-42	7	26	1	26-26	0	0	0	34	212	

Date	Opponent	Punting										Field Goals			Kickoffs			
		no.	yds	avg	long	blkd	tb	fc	50+	i20	md-att	long	blkd	no.	yds	avg	tb	ob
09/02/2023	at Penn St.	4	168	42.0	50	0	0	3	1	2	0-0	0	0	2	130	65.0	1	0
09/09/2023	Duquesne	2	78	39.0	52	0	0	0	1	1	0-0	0	0	9	573	63.7	5	0
09/16/2023	Pittsburgh	4	133	33.3	50	1	0	0	1	2	1-1	42	0	4	258	64.5	1	0
09/23/2023	Texas Tech	6	246	41.0	50	0	0	3	1	2	2-2	46	0	5	308	61.6	0	0
09/30/2023	at TCU	5	230	46.0	58	0	0	3	1	3	1-2	49	0	5	324	64.8	3	0
10/12/2023	at Houston	4	158	39.5	47	0	0	1	0	0	1-1	27	0	7	422	60.3	2	0
10/21/2023	Oklahoma St.	3	136	45.3	53	0	0	1	1	0	2-2	34	0	6	368	61.3	2	0
10/28/2023	at UCF	2	84	42.0	43	0	0	1	0	2	2-2	41	0	8	517	64.6	6	0
West Virginia		30	1233	41.1	58	1	0	12	6	12	9-10	49	0	46	2900	63.0	20	0
Opponents		34	1456	42.8	57	1	1	10	8	5	8-14	39	2	41	2415	58.9	21	2



**2023-24 West Virginia Football
Opponents Game-by-Game
All games**

Date	Opponent	Rushing				Receiving				Passing				Kick Returns				Punt Returns				tot off
		no.	yds	td	lg	no.	yds	td	lg	cmp-att-int	yds	td	lg	no.	yds	td	lg	no.	yds	td	lg	
09/02/2023	at Penn St.	35	146	2	14	22	332	3	72	22-30-0	332	3	72	1	19	0	19	1	-2	0	0	478
09/09/2023	Duquesne	28	3	0	7	15	231	2	45	15-32-2	231	2	45	0	0	0	0	0	0	0	0	234
09/16/2023	Pittsburgh	36	130	0	16	8	81	0	27	8-20-3	81	0	27	3	69	0	29	3	2	0	9	211
09/23/2023	Texas Tech	38	160	0	27	15	161	1	26	15-43-0	161	1	26	5	108	0	32	1	0	0	0	321
09/30/2023	at TCU	38	135	1	31	23	298	2	59	23-41-0	298	2	59	2	43	0	23	2	1	0	5	433
10/12/2023	at Houston	26	140	1	58	21	253	4	49	21-27-0	253	4	49	5	184	1	100	2	18	0	11	393
10/21/2023	Oklahoma St.	33	281	4	53	24	210	2	29	24-36-1	210	2	29	4	68	0	25	1	-2	0	0	491
10/28/2023	at UCF	33	189	1	29	25	274	3	34	25-36-3	274	3	34	1	18	0	18	0	0	0	0	463
Opponents		267	1184	9	58	153	1840	17	72	153-265-9	1840	17	72	21	509	1	100	10	17	0	11	3024
West Virginia		363	1626	21	39	112	1582	10	70	112-205-4	1582	10	70	12	217	0	24	15	138	0	20	3208

Opponents Averages

Games	Avg/ rush	Avg/ catch	Pass effic	KR avg	PR avg	All purpose avg/game	Total offense avg/game
8	4.4	12.0	130.4	24.2	1.7	449.0	378.0

Date	Opponent	Tackles				Sacks no-yds	Fumble ff fr-yds	Pass Defense			blkd kick	PAT attempts			off				
		ua	a	total	tfl-yds			int-yds	qbh	brup		kick	rush	rcv	saf	t/o	pts		
09/02/2023	at Penn St.	45	20	65	6.0-22	3-17	0	0-0	0-0	3	2	0	5-5	0	0	0	0	0	38
09/09/2023	Duquesne	36	50	86	4.0-11	1-2	0	2-0	0-0	0	4	0	2-2	0	0	0	7	17	
09/16/2023	Pittsburgh	32	48	80	2.0-16	2-16	0	1-0	0-0	0	3	1	0-0	0	0	0	0	6	
09/23/2023	Texas Tech	35	42	77	4.0-13	1-6	0	0-0	2-26	0	1	0	1-1	0	0	0	3	13	
09/30/2023	at TCU	32	28	60	5.0-6	0-0	1	0-0	0-0	0	5	0	3-3	0	0	0	0	21	
10/12/2023	at Houston	48	28	76	6.0-12	0-0	0	0-0	1-0	0	7	0	5-5	0	0	0	7	41	
10/21/2023	Oklahoma St.	39	28	67	9.0-15	1-3	1	2-0	1-16	1	1	0	6-6	0	0	0	17	48	
10/28/2023	at UCF	47	22	69	2.0-11	1-9	2	1-0	0-0	3	3	0	4-4	0	0	0	0	28	
Opponents		314	266	580	38.0-106	9-53	4	6-0	4-42	7	26	1	26-26	0	0	0	34	212	
West Virginia		299	206	505	51.0-175	15-99	2	2-0	9-146	23	37	3	29-29	0	2	0	38	246	

Date	Opponent	Punting										Field Goals			Kickoffs			
		no.	yds	avg	long	blkd	tb	fc	50+	i20	md-att	long	blkd	no.	yds	avg	tb	ob
09/02/2023	at Penn St.	2	75	37.5	46	0	0	0	0	0	1-3	25	0	7	443	63.3	6	0
09/09/2023	Duquesne	7	267	38.1	49	0	0	0	0	0	1-1	39	0	4	175	43.8	0	1
09/16/2023	Pittsburgh	4	204	51.0	56	0	1	1	2	1	2-2	36	0	3	189	63.0	2	0
09/23/2023	Texas Tech	6	294	49.0	54	0	0	2	4	0	2-2	39	0	4	244	61.0	2	0
09/30/2023	at TCU	5	218	43.6	57	0	0	2	1	0	0-3	0	2	4	228	57.0	2	0
10/12/2023	at Houston	6	247	41.2	50	0	0	4	1	3	0-0	0	0	6	364	60.7	1	0
10/21/2023	Oklahoma St.	3	115	38.3	46	1	0	0	0	1	2-3	37	0	9	585	65.0	7	0
10/28/2023	at UCF	1	36	36.0	36	0	0	1	0	0	0-0	0	0	4	187	46.8	1	1
Opponents		34	1456	42.8	57	1	1	10	8	5	8-14	39	2	41	2415	58.9	21	2
West Virginia		30	1233	41.1	58	1	0	12	6	12	9-10	49	0	46	2900	63.0	20	0



**2023-24 West Virginia Football
Red-Zone Results
All games**

West Virginia Inside Opponent Red-Zone

Date	Opponent	Score	Times In RZ	Times Scored	Total		Rush TDs	Pass TDs	FGs Made	Failed to score inside RZ					
					Pts	TDs				FGA	Down	Int	Fumb	Half	Game
09/02/2023	at Penn St.	L 15-38	2	2	15	2	2	0	0	0	0	0	0	0	0
09/09/2023	Duquesne	W 56-17	6	5	35	5	4	1	0	0	0	0	1	0	0
09/16/2023	Pittsburgh	W 17-6	4	2	14	2	1	1	0	0	1	0	1	0	0
09/23/2023	Texas Tech	W 20-13	3	3	17	2	1	1	1	1	0	0	0	0	0
09/30/2023	at TCU	W 24-21	3	2	14	2	2	0	0	0	1	0	0	0	0
10/12/2023	at Houston	L 39-41	4	4	25	3	3	0	1	1	0	0	0	0	0
10/21/2023	Oklahoma St.	L 34-48	5	4	20	2	2	0	2	2	1	0	0	0	0
10/28/2023	at UCF	W 41-28	8	7	41	5	5	0	2	2	0	0	0	0	1
Totals 29 of 35 (82.9%)			35	29	181	23	20	3	6	6	3	0	2	0	1

Opponents Inside West Virginia Red-Zone

Date	Opponent	Score	Times In RZ	Times Scored	Total		Rush TDs	Pass TDs	FGs Made	Failed to score inside RZ					
					Pts	TDs				FGA	Down	Int	Fumb	Half	Game
09/02/2023	Penn St.	L 15-38	5	4	24	3	2	1	1	2	0	0	0	0	0
09/09/2023	Duquesne	W 56-17	2	2	10	1	0	1	1	1	0	0	0	0	0
09/16/2023	Pittsburgh	W 17-6	2	2	6	0	0	0	2	2	0	0	0	0	0
09/23/2023	Texas Tech	W 20-13	3	2	10	1	0	1	1	1	1	0	0	0	0
09/30/2023	TCU	W 24-21	1	0	0	0	0	0	0	0	1	0	0	0	0
10/12/2023	Houston	L 39-41	3	3	21	3	1	2	0	0	0	0	0	0	0
10/21/2023	Oklahoma St.	L 34-48	6	5	27	3	2	1	2	3	0	0	0	0	0
10/28/2023	UCF	W 41-28	3	3	21	3	1	2	0	0	0	0	0	0	0
Totals 21 of 25 (84.0%)			25	21	119	14	6	8	7	9	2	0	0	0	0



2023-24 West Virginia Football
By Quarter Statistics
All games

3rd-Down Conversions

Date	Opponent	Score	Overall		1st Qtr		2nd Qtr		3rd Qtr		4th Qtr		Overtime	
09/02/2023	at Penn St.	L 15-38	4-14	28.6	1-4	25.0	0-2	0.0	1-4	25.0	2-4	50.0	0-0	0.0
09/09/2023	Duquesne	W 56-17	6-13	46.2	3-4	75.0	0-2	0.0	1-2	50.0	2-5	40.0	0-0	0.0
09/16/2023	Pittsburgh	W 17-6	4-12	33.3	1-3	33.3	2-3	66.7	0-2	0.0	1-4	25.0	0-0	0.0
09/23/2023	Texas Tech	W 20-13	3-13	23.1	2-3	66.7	1-6	16.7	0-3	0.0	0-1	0.0	0-0	0.0
09/30/2023	at TCU	W 24-21	4-13	30.8	1-3	33.3	2-4	50.0	1-3	33.3	0-3	0.0	0-0	0.0
10/12/2023	at Houston	L 39-41	13-19	68.4	4-5	80.0	2-5	40.0	4-4	100.0	3-5	60.0	0-0	0.0
10/21/2023	Oklahoma St.	L 34-48	8-15	53.3	3-4	75.0	2-3	66.7	2-4	50.0	1-4	25.0	0-0	0.0
10/28/2023	at UCF	W 41-28	7-15	46.7	1-3	33.3	3-5	60.0	1-2	50.0	2-5	40.0	0-0	0.0
West Virginia			49-114	43.0	16-29	55.2	12-30	40.0	10-24	41.7	11-31	35.5	0-0	0.0
Opponents			40-107	37.4	9-21	42.9	13-34	38.2	11-25	44.0	7-27	25.9	0-0	0.0

4th-Down Conversions

Date	Opponent	Score	Overall		1st Qtr		2nd Qtr		3rd Qtr		4th Qtr		Overtime	
09/02/2023	at Penn St.	L 15-38	3-6	50.0	1-1	100.0	0-1	0.0	1-2	50.0	1-2	50.0	0-0	0.0
09/09/2023	Duquesne	W 56-17	3-5	60.0	0-0	0.0	1-2	50.0	0-1	0.0	2-2	100.0	0-0	0.0
09/16/2023	Pittsburgh	W 17-6	1-3	33.3	0-1	0.0	0-0	0.0	1-1	100.0	0-1	0.0	0-0	0.0
09/23/2023	Texas Tech	W 20-13	1-1	100.0	0-0	0.0	1-1	100.0	0-0	0.0	0-0	0.0	0-0	0.0
09/30/2023	at TCU	W 24-21	1-3	33.3	0-0	0.0	0-0	0.0	1-2	50.0	0-1	0.0	0-0	0.0
10/12/2023	at Houston	L 39-41	1-1	100.0	0-0	0.0	0-0	0.0	0-0	0.0	1-1	100.0	0-0	0.0
10/21/2023	Oklahoma St.	L 34-48	0-2	0.0	0-0	0.0	0-0	0.0	0-0	0.0	0-2	0.0	0-0	0.0
10/28/2023	at UCF	W 41-28	2-2	100.0	1-1	100.0	0-0	0.0	0-0	0.0	1-1	100.0	0-0	0.0
West Virginia			12-23	52.2	2-3	66.7	2-4	50.0	3-6	50.0	5-10	50.0	0-0	0.0
Opponents			8-16	50.0	0-0	0.0	2-4	50.0	1-3	33.3	5-9	55.6	0-0	0.0

Time of Possession

Date	Opponent	Score	Overall	1st Qtr	2nd Qtr	3rd Qtr	4th Qtr	Overtime
09/02/2023	at Penn St.	L 15-38	31:16	05:48	09:36	07:17	08:35	00:00
09/09/2023	Duquesne	W 56-17	31:39	04:43	09:13	06:53	10:50	00:00
09/16/2023	Pittsburgh	W 17-6	33:13	05:10	08:30	09:54	09:39	00:00
09/23/2023	Texas Tech	W 20-13	34:50	09:46	11:39	07:45	05:40	00:00
09/30/2023	at TCU	W 24-21	33:27	07:04	08:58	07:22	10:03	00:00
10/12/2023	at Houston	L 39-41	36:46	11:41	07:49	05:22	11:54	00:00
10/21/2023	Oklahoma St.	L 34-48	32:36	03:12	15:18	05:18	08:48	00:00
10/28/2023	at UCF	W 41-28	36:06	09:08	09:36	06:08	11:14	00:00
West Virginia			Total	56:32	80:39	55:59	76:43	00:00
			Avg.	07:04	10:05	07:00	09:35	00:00
Opponents			Total	44:22	58:27	45:26	61:52	00:00
			Avg.	05:33	07:18	05:41	07:44	00:00



**2023-24 West Virginia Football
Games Played
All games**

##	Player	GP-GS	PSU	DU	UP	TTU	TCU	UH	OSU	UCF
0	Jaylen Anderson	6/2	START	XXX	START	XXX	...	XXX	...	XXX
0	Montre Miller	1/0	XXX
1	Lee Kpogba	8/8	START	START	START	START	START	START	START	START
1	Jeremiah Aaron	4/0	XXX	XXX	XXX	XXX
1	Aubrey Burks	7/7	START	START	START	START	START	...	START	START
2	Rodney Gallagher	7/0	...	XXX	XXX	XXX	XXX	XXX	XXX	XXX
3	Tomiwa Durojaiye	8/0	XXX	XXX	XXX	XXX	XXX	XXX	XXX	XXX
3	Ja'Shaun Poke	1/0	...	XXX
4	CJ Donaldson	8/6	XXX	START	START	START	START	START	START	XXX
5	Lance Dixon	6/1	XXX	XXX	XXX	XXX	START	XXX
5	Devin Carter	7/7	START	...	START	START	START	START	START	START
6	Garrett Greene	7/0	START	START	START	...	START	START	START	START
6	Jacolby Spells	7/0	...	XXX	XXX	XXX	XXX	XXX	XXX	XXX
7	Andrew Wilson-Lamp	7/2	START	START	XXX	XXX	XXX	XXX	XXX	...
7	Traylon Ray	7/1	XXX	...	XXX	XXX	XXX	XXX	START	XXX
8	Nicco Marchiol	5/1	XXX	XXX	XXX	START	XXX
8	Tyrin Bradley	8/0	XXX	XXX	XXX	XXX	XXX	XXX	XXX	XXX
10	Jared Bartlett	8/8	START	START	START	START	START	START	START	START
10	Jarel Williams	8/0	XXX	XXX	XXX	XXX	XXX	XXX	XXX	XXX
11	Cortez Braham	4/2	START	START	XXX	XXX
11	Beanie Bishop Jr.	8/8	START	START	START	START	START	START	START	START
12	Anthony Wilson	8/8	START	START	START	START	START	START	START	START
13	Hershey McLaurin	7/6	START	START	START	START	XXX	START	START	...
13	EJ Horton	6/1	XXX	XXX	XXX	XXX	XXX	START
14	Malachi Ruffin	8/6	XXX	XXX	START	START	START	START	START	START
15	Ben Cutter	8/3	XXX	XXX	XXX	XXX	XXX	START	START	START
15	Scott Kean	0/0
15	Noah Massey	1/0	...	XXX
16	Sean Boyle	0/0
17	Jackson Crist	0/0
18	Tirek Austin-Cave	1/0	XXX
18	Grant Cochran	0/0
19	Graeson Malashevich	7/0	XXX	XXX	XXX	XXX	XXX	XXX	XXX	...
19	Trey Lathan	5/5	START	START	START	START	START
20	DJ Oliver	3/0	...	XXX	XXX	...	XXX
22	Michael Hayes	8/0	XXX	XXX	XXX	XXX	XXX	XXX	XXX	XXX
22	Josiah Jackson	1/0	...	XXX
22	Jahiem White	7/0	...	XXX	XXX	XXX	XXX	XXX	XXX	XXX
23	Keyshawn Cobb	2/0	XXX	XXX
24	Marcis Floyd	6/2	XXX	XXX	XXX	START	XXX	START
25	Tyler Evans	1/0	...	XXX
25	Jordan Jackson	2/0	...	XXX	XXX
26	Justin Johnson Jr.	5/1	XXX	XXX	XXX	...	XXX	START
27	Davis Mallinger	1/0	XXX
28	Aden Tagaloa-Nelson	1/0	...	XXX
29	Preston Fox	8/3	XXX	XXX	XXX	START	START	XXX	XXX	START
29	Deuce Shabazz	0/0
30	Brayden Dudley	0/0
30	Judah Price	0/0
31	Christion Stokes	2/0	...	XXX	XXX
32	Raleigh Collins III	5/0	...	XXX	...	XXX	XXX	...	XXX	XXX
33	Jairo Faverus	7/0	XXX	XXX	XXX	XXX	XXX	XXX	XXX	...
34	Avery Wilcox	7/0	...	XXX	XXX	XXX	XXX	XXX	XXX	XXX
35	Luke Hamilton	7/0	XXX	XXX	XXX	XXX	XXX	XXX	...	XXX
36	Caden Biser	8/0	XXX	XXX	XXX	XXX	XXX	XXX	XXX	XXX
36	Noah Braham	0/0
37	Jayden Bell	0/0
38	Macquire Moss	1/0	...	XXX
38	Donald Brandel	1/0	...	XXX
39	Danny King	2/0	...	XXX	XXX	...



**2023-24 West Virginia Football
Games Played
All games**

##	Player	GP-GS	PSU	DU	UP	TTU	TCU	UH	OSU	UCF
39	Quayvon Cyrus	0/0
40	Josiah Trotter	0/0
41	Oliver Straw	8/0	XXX	XXX	XXX	XXX	XXX	XXX	XXX	XXX
41	Kam Shallis	0/0
42	RJ Kocan	0/0
43	Austin Brinkman	8/0	XXX	XXX	XXX	XXX	XXX	XXX	XXX	XXX
43	Colin McBee	5/0	XXX	XXX	XXX	XXX	...	XXX
44	Oreyend Fisher	1/0	...	XXX
45	Taurus Simmons	7/0	...	XXX	XXX	XXX	XXX	XXX	XXX	XXX
46	Luke Savino	0/0
47	Anthony Del Negro	0/0
48	Tyler Cain	0/0
48	Nate Flower	0/0
49	Taran Fitzpatrick	1/0	...	XXX
49	Austin Welch	0/0
50	Brandon Yates	8/8	START	START	START	START	START	START	START	START
52	Nick Krahe	1/0	...	XXX
52	Corey McIntyre Jr.	1/0	...	XXX
54	Zach Frazier	8/8	START	START	START	START	START	START	START	START
54	Fatorma Mulbah	8/0	XXX	XXX	XXX	XXX	XXX	XXX	XXX	XXX
55	Tomas Rimac	6/6	START	START	START	START	START	START
55	Davoan Hawkins	8/0	XXX	XXX	XXX	XXX	XXX	XXX	XXX	XXX
56	Sullivan Weidman	2/0	...	XXX	XXX
56	James Heard Jr.	1/0	...	XXX
58	Nick Malone	8/2	XXX	START	XXX	XXX	XXX	START	XXX	XXX
60	Johnny Williams IV	1/0	...	XXX
63	Bryce Biggs	5/0	XXX	XXX	XXX	XXX	XXX
64	Cooper Young	1/0	...	XXX
66	Ja'Quay Hubbard	6/2	...	XXX	...	XXX	XXX	START	START	XXX
67	Landen Livingston	1/0	...	XXX
71	Maurice Hamilton	0/0
72	Doug Nester	8/8	START	START	START	START	START	START	START	START
74	Wyatt Milum	7/7	START	START	START	START	START	...	START	START
76	Charlie Katarincic	1/0	...	XXX
80	TJ Johnson	0/0
81	Treytan Davis	8/3	START	XXX	XXX	XXX	START	START	XXX	XXX
82	Victor Wikstrom	6/0	XXX	XXX	XXX	XXX	XXX	XXX
83	CJ Cole	7/0	...	XXX	XXX	XXX	XXX	XXX	XXX	XXX
84	Hudson Clement	7/6	XXX	START	START	START	START	START	START	...
85	Ryan Wolfe	0/0
86	Will Dixon	1/0	...	XXX
87	Derek Berlitz	1/0	...	XXX
87	Kole Taylor	8/7	START	START	START	START	XXX	START	START	START
88	Donovan Grayson	0/0
89	DJ Cotton	1/0	...	XXX
89	Carson Everhart	0/0
91	Sean Martin	8/8	START	START	START	START	START	START	START	START
92	Asani Redwood	6/0	XXX	XXX	XXX	XXX	XXX	XXX
93	Mike Lockhart	8/8	START	START	START	START	START	START	START	START
94	Hammond Russell IV	7/0	XXX	XXX	XXX	XXX	XXX	XXX	...	XXX
95	Zachariah Keith	0/0
96	Edward Vesterinen	8/8	START	START	START	START	START	START	START	START
97	Jalen Thornton	8/0	XXX	XXX	XXX	XXX	XXX	XXX	XXX	XXX
98	Leighton Bechdel	3/0	...	XXX	XXX	XXX
98	Harry Hilvert	1/0	...	XXX
99	Zeiqui Lawton	1/0	...	XXX
99	Ronan Swope	0/0