



# BYU COUGAR BASKETBALL



Game 19 || BYU at Oklahoma State || Wed. Jan. 17, 2024 || 6:30 p.m. CT || Gallagher-Iba Arena || Stillwater, OK || Big 12 Now on ESPN+ || BYU Radio

## 2023-24 SCHEDULE

Overall: 11-7  
Non-conference: 10-3 | Big 12: 1-4  
Home: 7-2 | Away: 1-5 | Neutral: 3-0  
Last 5: 1-4 | Last 10: 5-5 | Streak: W1

### NOVEMBER

Tue. 7	at Montana St.	W, 68-60	ESPN+
Fri. 10	Weber State	W, 77-49	ESPN+
Tue. 14	Utah Valley	W, 59-44	ESPN+
Sat. 18	vs. Wake Forest!	W, 67-44	BYUTV
Tue. 21	vs. Saint Louis!	W, 87-66	BYUTV
Sat. 25	LMU	W, 74-58	ESPN+
Tue. 28	at Wyoming	L, 74-86	MW Net.

### DECEMBER

Sat. 2	at Utah	L, 68-87	Pac-12 Net.
Tue. 5	Utah State	W, 72-66	ESPN+
Sat. 9	Boise State	W, 65-50	ESPN+
Sat. 16	Idaho State	W, 79-76 OT	ESPN+
Wed. 20	at Missouri State	L, 56-55	ESPN+
Thu. 21	vs. Nevada^	W, 72-59	BYU Radio
Sat. 30	at TCU*	L, 67-81	ESPN+

### JANUARY

Wed. 3	Oklahoma*	L, 75-63	ESPN+
Sat. 6	Iowa State*	L, 75-80	ESPN+
Wed. 10	at Houston*	L, 69-79	ESPN+
Sat. 13	Cincinnati*	W, 68-58	ESPN+
Wed. 17	at Oklahoma State*	6:30 p.m. CT	ESPN+
Sat. 20	Texas Tech*	4 p.m. MT	ESPN+
Sat. 27	at Kansas State*	4 p.m. CT	ESPN+
Wed. 31	at Kansas*	6:30 p.m. CT	ESPN+

### FEBRUARY

Sat. 3	West Virginia*	4 p.m. MT	ESPN+
Wed. 7	Baylor*	7 p.m. MT	ESPN+
Sat. 10	at Cincinnati*	12 p.m. ET	ESPN+
Tue. 13	at UCF*	6 p.m. ET	ESPN+
Sat. 17	Kansas*	4 p.m. MT	ESPN+
Wed. 21	TCU*	7 p.m. MT	ESPN+
Sat. 24	at Iowa State*	6 p.m. CT	ESPN+
Wed. 28	Houston*	7 p.m. MT	ESPN+

### MARCH

Sat. 2	at Texas	8 p.m. CT	ESPN+
Thu. 7	Big 12 1st Round	TBD	ESPN+
Fri. 8	Big 12 2nd Round	TBD	ESPN+
Sat. 9	Big 12 Quarters	TBD	ESPN+
Mon. 10	Big 12 Semis	TBD	ESPN+
Tue. 11	Big 12 Champ.	TBD	ESPN+

\* - Denotes Big 12 Game  
! - North Shore Showcase at BYU Hawaii  
^ - Played at Missouri State  
All Times Local to Site and Subject to Change  
Rankings Reflect the Newest AP Top 25 Poll

## WHERE TO WATCH, LISTEN OR STREAM



Big 12 Now on ESPN+  
Spencer Linton - PxP  
Kristan Kozlowski - Analyst



byuradio.com  
Jason Shepherd - PxP



@byuwbb



@BYUWBB



byucougathletics



byucougars.com

@byuwbb

## BYU VS. OKLAHOMA STATE AT A GLANCE

### TIPOFF

Coming off their first Big 12 win, the Cougars hit the road to take on the Oklahoma State Cowgirls at Gallagher-Iba Arena on Wednesday, Jan. 17 at 6:30 p.m. CT. The game will be broadcast live on Big 12 Now on ESPN+. Jason Shepherd will have the play-by-play call on BYU Radio 107.9 FM, BYURadio.org and the BYU Radio app.

BYU and Oklahoma State have met three times in series history, the most recent meeting coming in an 82-75 win at the Marriott Center on Dec. 29, 1990. The Cowgirls lead the all-time series 2-1.

### CLOSING IN ON HISTORY

After a season in which Lauren Gustin led all NCAA divisions, men's or women's, by grabbing 16.7 rebounds per contest in 2022-23, finished second in total rebounds at 552 behind only LSU's Angel Reese who played in three more games and bested the all-time BYU record of 462 set by BYU Hall of Famer and 1980 National Player of the Year Tina Gunn, Gustin again looks to make history.

Through 18 games, Gustin **leads** the nation in total rebounds (279), rebounding average (15.5), defensive rebounds per game (10.6) and double-doubles (16) and is **5th** in offensive rebounds per contest (4.9).

The senior sits at **1,469** career rebounds and is **14** rebounds away from breaking the all-time BYU rebounding record held by Gunn (**1,482**). She also leads the Cougars in scoring at 15.8 points per contest on 53.2 percent shooting from the field.

### PLAYING FROM BEHIND

The Cougars are 2-6 when trailing after the opening quarter this season. In its first five Big 12 games, BYU has trailed after the first 10 minutes in four of five contests. In 200 total minutes of Big 12 play, the Cougars have led for just 48:52 (.244) of game time. BYU never led at TCU or at home against Oklahoma. The Cougars led for 16:01 in the loss to Iowa State, and just 1:01 in the road loss to Houston before leading for 31:50 in the win over Cincinnati on Saturday.

### TURNOVER TROUBLE

Coach Whiting has made it clear that ball security is key to the Cougars' success, however, her squad averages 17.6 turnovers per game so far this season. BYU has turned the ball over more than its opponent in all but one game this season and holds a 22-22 record when posting a negative turnover margin under Whiting.

Against Houston on Wednesday, BYU coughed it up 25 times leading to 17 points off turnovers in a 10-point loss to the Houston Cougars.

## COUGARS VS. COWGIRLS



AT



11-7 (1-4 Big 12)  
NR/NR  
95  
Amber Whiting (2nd)  
27-24 (.529)  
Gustin (15.8)  
Gustin (15.5)  
Whiting (4.1)

'23-24 Record  
AP/Coaches Poll  
NET Ranking  
Head Coach  
Record  
Top Scorer  
Top Rebounder  
Top Assists

10-6 (3-2 Big 12)  
NR/NR  
61  
Jacie Hoyt  
(7th) 112-83 (.574)  
Heard (14.5)  
Heard (6.1)  
Asi (4.2)

## SERIES HISTORY

Overall (Streak): .....1-2 (W1)  
In Provo .....1-0  
In Stillwater .....0-1  
Neutral Site .....0-1  
Whiting vs. Oklahoma State .....0-0  
Last Meeting ..... Dec. 29, 1990 ..... W, 82-75 (Home)  
Last BYU Win ..... Dec. 29, 1990 ..... W, 82-75 (Home)  
Last BYU Loss ..... Dec. 1, 1989 ..... L, 64-59 (Neutral)

## TALE OF THE TAPE

BYU	Category	COWGIRLS
69.9	Scoring Offense	73.6
65.2	Scoring Defense	65.8
+4.7	Scoring Margin	+7.8
.459	Field Goal Percentage	.452
.385	Field Goal Percentage Def.	.413
.384	3PT Field Goal Percentage	.329
.331	3PT Field Goal Percentage Def.	.311
7.4	3-Pointers Per Game	7.8
.628	Free Throw Percentage	.734
40.3	Rebounds	35.3
+7.7	Rebounding Margin	+1.5
16.4	Assists	13.1
17.6	Turnovers	14.6
-5.1	Turnover Margin	+1.2
5.6	Steals	7.5
4.3	Blocks	2.5

## A LOOK INTO THE LINEUP



#	Name	Pos.	Height	Year	Hometown	PPG	RPG	APG	FG%	3FG%	FT%
1	Amari Whiting	G	5-10	Fr.	Boise, Idaho	11.2	4.9	4.1	.415	.327	.684
10	Kailey Woolston	G	5-11	Fr.	Highland, Utah	14.0	3.3	2.4	.475	.467	.825
11	Kaylee Smiler	G	5-10	Sr.	Hamilton, New Zealand	8.4	2.2	3.8	.500	.571	.659
12	Lauren Gustin	F	6-1	Sr.	Salem, Utah	15.8	15.5	2.1	.532	.000	.405
25	Emma Calvert	F	6-4	Jr.	Farr West, Utah	8.8	4.6	1.3	.504	.265	.639

## OFF THE BENCH

	Pos.	Ht.	Yr.	Hometown	PPG	RPG	APG	FG%	3FG%	FT%	
2	Kylie Krebs	G	5-7	Jr.	Peoria, Arizona	0.0	0.0	0.0	.000	.000	.000
4	Ali'a Mataavao	F	6-0	Fr.	Las Vegas, Nevada	0.8	0.6	0.3	.250	.000	.375
5	Arielle Mackey-Williams	G	5-9	Jr.	Ngati Porou, New Zealand	-	-	-	-	-	-
15	McKinley Willardson	F	6-1	Fr.	Corona, California	0.8	0.3	0.3	1.000	.000	.500
20	Marina Mata	F	6-1	Fr.	Barbastro, Spain	0.2	0.1	0.0	.000	.000	1.000
21	Heather Hamson	F	6-3	Jr.	Lindon, Utah	1.1	0.3	0.1	.625	.000	.333
24	Rose Bubakar	F	6-0	Jr.	Frederick, Maryland	2.8	1.8	0.9	.340	.143	.824
30	Lauren Davenport	G	5-11	Jr.	Idaho Falls, Idaho	6.4	3.2	1.0	.372	.386	.643



byucougars.com



**1** Amari Whiting  
5-10 | Guard | FR  
Boise, Idaho



**2** Kylie Krebs  
5-6 | Guard | JR  
Oahu, Hawai'i



**4** Ali'a Mataavao  
6-0 | Forward | FR  
Las Vegas, Nevada



**5** Arielle Mackey-Williams  
5-9 | Guard | JR  
Ngati Porou, New Zealand



**10** Kailey Woolston  
5-11 | Guard | FR  
Highland, Utah



**11** Kaylee Smiler  
5-8 | Guard | SR  
Hamilton, New Zealand



**12** Lauren Gustin  
6-1 | Forward | SR  
Salem, Utah



**15** McKinley Willardson  
6-10 | Forward | FR  
Los Angeles, California



**20** Marina Mata  
6-4 | Forward | FR  
Barbastro, Spain



**21** Heather Hamson  
6-3 | Forward | JR  
Lindon, Utah



**24** Rose Bubakar  
6-0 | Forward | JR  
Frederick, Maryland




**25** Emma Calvert  
6-4 | Forward | JR  
Farr West, Utah



**30** Lauren Davenport  
5-11 | Guard | JR  
Idaho Falls, Idaho



 **Amber Whiting**  
Head Coach



 **Lee Cummar**  
Assistant Coach



 **Morgan Bailey**  
Assistant Coach



 **John Wardenburg**  
Assistant Coach



 **Josh Edwards**  
Director of Player Development




 **Alli Winters**  
Director of Video and Strategy



 **Natalie Lainhart**  
Director of Basketball Operations




 **Steven Arnold**  
Strength and Conditioning Coach



 **Jeff Hurst**  
Head Trainer



 **Austin Rustand**  
Director of Communications

#	Name	Position	Height	Year	Experience*	Hometown (Previous/HS)
1	Amari Whiting	G	5-10	Fr.	HS	Burley, Idaho (Burley HS)
2	Kylie Krebs	G	5-6	So.	2nd	Oahu, Hawaii (Glendale CC)
4	Ali'a Matavao	F	6-0	Fr.	HS	Las Vegas, Nevada (Liberty HS)
5	Arielle Mackey-Williams	G	5-9	Jr.	3rd	Ngati Porou, New Zealand (Tai Wananga Ki Ruakura)
10	Kailey Woolston	G	5-11	Fr.	HS	Highland, Utah (Lone Peak HS)
11	Kaylee Smiler	G	5-8	Sr.	5th	Hamilton, New Zealand (Mellville HS)
12	Lauren Gustin	F	6-1	Sr.	4th	Salem, Utah (Salt Lake CC)
15	McKinley Willardson	F	5-11	Fr.	HS	Corona, CA (Santiago HS)
20	Marina Mata	F	6-2	Fr.	HS	Barbastro, Spain (Barbastro Basketball Club)
21	Heather Hamson	F	6-3	Jr.	4rd	Lindon, Utah (Pleasant Grove HS)
24	Rose Bubakar	F	6-0	Jr.	3rd	Frederick, Maryland (Frederick HS)
25	Emma Calvert	F	6-4	Jr.	3rd	Farr West, Utah (Fremont HS)
30	Lauren Davenport	G	5-11	Jr.	3rd	Idaho Falls, Idaho (Boston)

Head Coach: Amber Whiting (BYU, 2001)  
 Assistant Coach: Lee Cumnard (BYU, 2009)  
 Assistant Coach: Morgan Bailey (BYU, 2015)  
 Assistant Coach: John Wardenburg (BYU, 1986)  
 Director of Player Development: Josh Edwards (Saint Catherine's College, 2011)  
 Director of Video and Strategy: Alli Winters (M.A. Gonzaga, 2021)  
 Director of Basketball Operations: Natalie Lainhart  
 Graduate Assistant: Hailey Higgs (BYU, 2023)  
 Athletic Trainer: Jeff Hurst (Bond, 1995)  
 Strength and Conditioning Coach: Steven Arnold (Bond, 2018)  
 Director of Communications: Austin Rustand (BYU, 2023)  
 \* Years played at the college level

**ROSTER BY CLASSIFICATION**

**SENIORS (2)**

Lauren Gustin..... F  
 Kaylee Smiler ..... G

**JUNIORS (6)**

Rose Bubakar ..... F  
 Emma Calvert ..... F  
 Lauren Davenport..... G  
 Heather Hamson..... F  
 Arielle Mackey-Williams ..... G

**SOPHOMORES (1)**

Kylie Krebs..... G

**FRESHMAN (5)**

Marina Mata ..... F  
 A'lia Matavao..... F  
 Amari Whiting..... G  
 McKinley Willardson..... F  
 Kailey Woolston..... G

**ROSTER BY POSITION**

**Guards (7)**

Lauren Davenport..... G  
 Kylie Krebs..... G  
 Arielle Mackey-Williams ..... G  
 Kaylee Smiler ..... G  
 Amari Whiting..... G  
 Kailey Woolston..... G

**Forwards (6)**

Rose Bubakar ..... F  
 Emma Calvert ..... F  
 Heather Hamson..... F  
 Marina Mata..... F  
 A'lia Matavao..... F  
 McKinley Willardson..... F

**ROSTER BY STATE/COUNTRY**

<b>Arizona (1)</b> Kylie Krebs..... Peoria	<b>Nevada (1)</b> A'lia Matavao..... Las Vegas
<b>California (1)</b> McKinley Willardson..... Corona	<b>New Zealand (2)</b> Arielle Mackey-Williams..... Ngati Porou Kailey Smiler ..... Hamilton
<b>Idaho (2)</b> Lauren Davenport..... Idaho Falls Amari Whiting..... Burley	<b>Spain (1)</b> Marina Mata..... Barbastro
<b>Maryland (1)</b> Rose Bubakar..... Frederick	<b>Utah (5)</b> Emma Calvert ..... Farr West Lauren Gustin..... Salem Heather Hamson..... Lindon Kailey Woolston..... Highland

**PRONUNCIATION GUIDE**

Rose Bubakar ..... Rose boob-uh-car  
 Marina Mata ..... Marina Mott-uh  
 Ali'a Matavao..... uh-LEE-uh mah-tuh-VOW  
 Arielle Mackey-Williams ..... AR-ee-EL Mack-ee - Williams  
 Amari Whiting..... Ah-MAR-ee WHITE-ing  
 Amber Whiting ..... Amber WHITE-ing  
 Lee Cumnard..... Lee cuh-MARD



**BYU'S RECORD WHEN...**

	2023-24	Whiting Era
Overall Record	11-7	27-24
Leading at Half	9-1	23-10
Trailing at Half	2-6	3-12
Tied at Half	0-0	0-1
Leading with 5:00 left (regulation)	10-0	26-0
Trailing or Tied with 5:00 left	1-7	1-23
In Overtime Games	1-0	1-1
BYU scores less than 60 points	1-2	1-11
BYU scores between 60-69	4-4	13-13
BYU scores between 70-79	5-2	12-2
BYU scores between 80-89	1-0	1-0
BYU scores between 90-99	0-0	0-0
BYU scores 100+ points	0-0	0-0
Opponent scores less than 60	7-1	21-5
Opponent scores between 60-69	3-0	4-7
Opponent scores between 70-79	1-2	2-7
Opponent scores between 80-89	0-4	0-5
Opponent scores between 90-99	0-0	0-0
Opponent scores 100+	0-0	0-0
Games decided by 3 points or less	1-1	1-3
Games decided by 4-9 points	2-1	5-7
Games decided by 10-19 points	5-5	14-12
Games decided by 20 or more points	3-0	7-2
BYU shot 40% or better	11-5	27-12
BYU shot 50% or better	4-5	11-3
Opponent shot 40% or better	1-5	4-17
Opponent shot 50% or better	0-3	0-5
BYU outshoots opponent	11-4	26-11
Opponent outshoots BYU	0-3	1-13
Teams shot equal FG percentage	0-0	0-0
BYU outrebounds opponent	10-3	25-12
Opponent outrebounds BYU	0-4	1-10
BYU, opponent tie in rebounds	1-0	1-1
BYU has a positive TO margin	0-1	4-2
BYU has a negative TO margin	11-6	22-22
BYU, opponent tie in TOs	0-0	1-0
One player in double figures	0-0	0-1
Two players in double figures	1-0	3-9
Three players in double figures	3-4	16-7
Four players in double figures	3-3	5-7
Five players in double figures	2-0	3-0
Six players in double figures	0-0	0-0
Coming off a win	7-3	15-10
Coming off a loss	3-4	10-13
Two-plus days between games	10-7	20-17
One day between games	0-0	5-6
Playing the next day	1-0	2-1
On Monday	0-0	0-3
On Tuesday	4-1	5-3
On Wednesday	0-3	2-3
On Thursday	1-0	7-1
On Friday	1-0	3-1
On Saturday	5-3	10-13
In November	6-1	8-6
In December	4-3	9-6
In January	1-3	6-5
In February	0-0	2-5
In March	0-0	2-2
vs. Ranked Opponents	0-2	0-7

**MISCELLANEOUS STATS**

BYU's all-time record	929-547 (.629)
BYU's all-time conference record	485-240 (.669)
BYU's all-time overtime record	24-20
Number of 100-point games in BYU history	56
Number of 100-point games in Whiting era	0
Average attendance at Marriott Center	2,343

@byuwbb

**BYU VS. OKLAHOMA STATE: NOTES AND QUOTES**

**SHARING THE ROCK**

The Cougars have assisted on 296 of 458 (.646) made field goals this season and have had at least three or more players score in double figures in 15 of the first 18 contests.

**THREE-POINT MARKSMAN**

Kailey Woolston has burst on the scene in her first 17 games, being named the Big 12 Freshman of the Week twice (Nov. 20 & 27). Woolston is **2nd** in the conference, **10th** nationally in 3-point percentage at 46.7 percent, **2nd** in the conference and **11th** nationally in 3-point field goals made (49) and **3rd** in the conference, **35th** nationally in three-pointers per game (2.72).

**FLOOR GENERAL**

Coming off an ACL injury during her senior season at Timpview High School, Amari Whiting is averaging 11.2 points per game on 41.5 percent shooting, going 32.7 percent from downtown while grabbing 4.9 rebounds and leading the Cougars in assists at 4.1 per game.

**DEFENSE + SCORING = WINS**

Coach Whiting prides her team on their ability to defend. Her defense has held its first 18 opponents in 2023-24 to 65.2 points per game. BYU has held 11 of its 18 opponents to 66 or less points and is 10-1 in such games.

**MATCHUP BREAKDOWN**



**Last Meeting:** Dec. 29, 1990  
**Location:** Provo; UT

**OKLAHOMA STATE: NOTES AND QUOTES**

**AS BALANCED AS THEY COME**

Four of the Cowgirls' five starters average in double figures with another double-digit scorer coming off the bench.

Oklahoma State is led by Stailee Heard who averages 33.3 minutes per game and is the leading scorer and rebounder for the Pokes with 14.5 points and 6.1 rebounds per contest.

The other four are LSU transfer Hannah Gusters ath 14.1 points and 4.1 rebounds, Snaa Gret Asi at 13.9 points, 3.1 boards and 33.1 minutes, Quincy Noble with 11.5 points and 3.5 rebounds and Lior Garzon with 10.6 points, 4.2 boards. Four of the five Cowgirls to average double figures do so on over 40 percent shooting from the floor.

**"I GOT BALL"**

The Cowgirls almost exclusively matchup in a man-to-man defense, with 92 percent of their defensive plays coming in this

BYU only scored more than 65 points in 15 of 33 games last year and garnered a 12-3 record when doing so. The Cougars have exceeded the 65-point threshold in 15 of their first 18 games and hold a 10-5 record when scoring 65 or more.

**EFFICIENT AND EFFECTIVE**

The Cougars are shooting a blistering 45.9 percent from the floor and 38.4 percent from three, the 10th highest mark in the NCAA, 2nd in the Big 12. In 2022-23, Whiting's team scored 63.7 points per game compared to the 69.9 points in 2023-24.

Last season, BYU only had Lauren Gustin (16.1) and Nani Falatea (15.3) who averaged double-figure points. This year, Whiting's squad has increased that number to three with Gustin (15.8), Kailey Woolston (14.0), Amari Whiting (11.2) with Emma Calvert and Kaylee Smiler averaging 8.4 or more per game.

**FAITH OVER FEAR**

Coach Whiting spoke on the mantra of Faith over Fear saying, "That's me. I wear it every day, faith over fear, it's how I live my life. I feel like if you're prepared, and not just in basketball, but specifically in basketball when you go into a game you can't go into it fearful. You have to go into it fearless. The only way to get there is to make sure you've prepared and done everything up to that point."

**LAST 5 MEETINGS**

Date	Score	Result	Location
12/29/90	82-75	Win	Provo, UT
12/1/89	64-95	Loss	Irvine, CA (Neutral)
11/24/89	69-83	Loss	Stillwater, OK

BYU trails the all-time series 1-2  
BYU trails 0-1 in Stillwater

fashion. Oklahoma State will deploy a zone defense only eight percent of the time in an effort to shrink the floor and force the opponent to make shots from the outside.

**PUSHING THE PACE**

The Pokes make a living by pushing the ball and catching the oppositions defense sleeping. In their 70-64 loss to Kansas, the Jayhawks held Oklahoma State to seven points off turnovers and nine fast break points, a strategy BYU looks to employ on Wednesday night.

**DON'T COUNT OUT THE BENCH**

Oklahoma State's starters aren't the only players you have to account for when attempting to take down the Pokes. The Cowgirls have 10 players on their roster who average at least 4.0 points per contest with 8-of-10 shooting over 40 percent from the field on the year.



byucougars.com

# ●●● BYU WOMEN'S HOOPS

## #1 Amari Whiting

Whiting comes to BYU as the 33rd-ranked recruit in the ESPN top 100 for the class of 2023. She was named the

Due to an ACL injury suffered in September 2022, Whiting missed her senior season and chose to graduate early to enroll at BYU in January 2023.

Amari is the daughter of head coach Amber Whiting making them the second parent-player combo to play at BYU, the first being former head coach Jeff Judkins and daughters Jamie (2006-10) and Jenna (2004-06).

Whiting originally committed to play at Oregon, but after coach Amber Whiting was hired at BYU she reopened her recruitment and committed to play for Amber at BYU. Because of the family dynamic, Amari never calls Coach Whiting mom while at practice or games. Instead, she always refers to her as Amber, Coach Whiting or Coach.

## #2 Kylie Krebs

Krebs is a JUCO transfer who comes to BYU by way of Scottsdale Community College.

She comes off a season in which she averaged 5.2 points on 40.4 percent shooting, 3.6 rebounds and 0.8 assists.

## #4 Ali'a Matavao

Matavao earned back-to-back Nevada Gatorade Player of the Year honors in 2022 and 2023. She was also named the 5A Player of the Year as well as selected to the Nevada 5A First Team All-Conference in 2022 and 2023.

The true freshman was named the Liberty High School Athlete of the Year in 2023 after competing in four sports; basketball, track and field, soccer and volleyball. She won state titles in the shot put and long jump, set the school record in the long jump, 4x100 and 4x200 relays and captained the basketball and volleyball teams all during the 2022-23 campaign.

## #5 Arielle Mackey-Williams

Mackey-Williams was the third-leading scorer for BYU last season at 8.8 points on a 41.0 percent clip. She also averaged 1.9 rebounds and 2.2 assists per game during her sophomore campaign.

The rising junior also competed for the New Zealand Tall Ferns in the FIBA 3X3 Women's Series over the summer. She played in the Edmonton and Montreal stops and gained great experience leading up to the Cougars' first season as members of the Big 12 Conference.

## #10 Kailey Woolston

Woolston was named the 2023 Utah Ms. Basketball after averaging 20.8 points, 7.9 rebounds, 2.1 assists, 1.8 steals and 0.4 blocks per game during her senior season.

The freshman set the all-time scoring mark at Lone Peak with 1,653 career points and holds three of the four highest scoring seasons in program history with 435 points during the 2020-21 season (sophomore), 452 in 2021-22 (junior) and 538 in 2022-23 (senior). She also secured the top 2 spots in total three-point field goals made in a season with 64 in 2021-22 and 78 in 2022-23 as well as the top spot for rebounds in a season with 209 during her senior campaign.

As a senior at Lone Peak High School, Woolston sustained an injury in her shooting wrist due to a rigorous practice

routine of shooting over 1,000 shots per day. During that season, she shot 52.2 percent from the field and 47.5 percent from three-point land en route to Gatorade Player of the Year honors.

## #11 Kaylee Smiler

Smiler is a fifth-year senior and an unsung hero of this BYU squad. The graduate senior may not be as flashy or garner as many awards as some, but she is as reliable and tough as they come.

The New Zealand native often accepts the task of guarding the opposition's best player, and does so with tenacity and grit. She averaged nearly a steal and block per game a year ago while drawing multiple offensive fouls in crucial moments down the stretch in games.

Smiler cherishes her Maori heritage and participates in multiple clubs and groups on campus that strive to preserve and celebrate New Zealand's rich culture. More can be learned about her involvement in her episode of [Deep Blue](#).

In the Cougars' overtime win over Idaho State (Dec. 16), Smiler took an elbow to the side of her head late in the second quarter which created a two-inch laceration and lots of blood.

She was taken to the locker room where she received eight staples in the side of her head, was cleared by the team doctor to return to the game. She changed into a clean jersey and returned in the third quarter. Having only scored two points, both coming from the charity stripe, before the injury, Smiler returned to go 7-11 from the field making two threes, two rebounds, two assists and two steals in the win.

## #12 Lauren Gustin

The Preseason All-Big 12 selection began her career at the University of Idaho but transferred to Salt Lake Community College before ever playing a game for the Vandals. Shortly before beginning her freshman season at SLCC, Gustin received a scholarship offer to attend BYU but decided to finish her season before transferring. After a successful stint at SLCC, she came to BYU and has started all 86 games she has appeared in. For more on her journey to BYU, check out her episode of [Deep Blue](#).

During the 2022-23 campaign, Lauren Gustin led all NCAA divisions, men's or women's, by grabbing 16.7 rebounds per contest. She finished second in total rebounds at 552 behind only LSU's Angel Reese who played in three more games. Her 552 rebounds bested the all-time BYU record of 462 set by BYU Hall of Famer and 1980 National Player of the Year Tina Gunn.

Gustin joined Gunn as the second player in Cougar history to record 1,000 points and 1,000 rebounds in a career. Gustin also recorded 27 double-doubles during her junior campaign, the second most in the country and matching Gunn's record of 27 double-doubles during the 1979-80 season in which she was named the National Player of the Year.

After graduating with her bachelor's degree this April, Gustin briefly entered the transfer portal this summer to explore her options as a graduate transfer before choosing to return to BYU for her final year of eligibility. She talked about her experience in the portal saying,

# GAME STATS AND STORYLINES

"I'm more than happy with my decision. I think the whole experience was good for me and I don't regret going into the portal and seeing my options. Coming back to BYU has been such a great decision. My coaches and teammates have all been so great about everything and I couldn't be happier with my decision."

## #15 McKinley Willardson

Willardson was a four-year starter and team captain at Santiago High School where she led her team to the 2023 California Division I State Championship. She scored 12.1 points while grabbing 8.9 rebounds per contest during her senior year while averaging 23 points, 12 rebounds and 3 blocks per game in the California State playoffs.

She holds the Santiago High School single-game scoring record with 48 points (as a sophomore) and was named the Citrus Belt Area Female Athlete of the Year in 2023.

## #20 Marina Mata

Mata is a product of Barbaastro, Spain and is a product of Instituto Joaquim Blume en Barcelona

This past summer, Mata played for the Spanish national team in the FIBA U18 European Championship where she scored 11.2 points, grabbed 6.5 rebounds and dished 0.8 assists per contest.

## #21 Heather Hamson

Heather Hamson is the third Hamson sister (Jennifer and Sara) to follow in their mother [Tresa Spaulding's](#) footsteps by donning a BYU jersey.

Tresa was a star for the Cougars from 1983-87, with [Jennifer Hamson](#) (2010-14) earning All-American honors in 2014 and [Sara](#) played from 2017-22. Tresa (494), Sara (472) and Jennifer (340) hold the top three spots in the all-time blocks for BYU with 1,306 blocks in all.

## #24 Rose Bubakar

Bubakar is a rising junior who scored 6.7 points per game in 20.8 minutes per game a season ago. The Maryland native shot 44.6 percent from the field while pulling down 3.0 rebounds and dishing 1.0 assists per contest.

## #25 Emma Calvert

Calvert was a staple in the BYU lineup last season as she started 28 of 33 games for the Cougars. She shot the highest percentage from three-point range of any BYU forward and led the team in blocks with 34.

The rising junior is enrolled in the Marriott School of Business and is in the middle of the dreaded "Junior Core" which consists of 24 intensive business credits. Most students take no other classes during the junior core, yet Calvert is playing a large role on a Big 12 basketball team while also maintaining a 3.71 GPA.

## #30 Lauren Davenport

Davenport, a Boston University transfer, comes off a season where she played 20.0 minutes per game while scoring 5.9 points per game.

The rising junior chose to play for the Cougars in part because of BYU's closeness to her home in Idaho Falls, Idaho and her relationship with her younger brother who was diagnosed with Down Syndrome.

Davenport's brother Cole has been her best friend and inspiration throughout her basketball career.

	OVERALL	CONF.	AP	COACHES	NET	Q1	Q2	Q3	Q4	HOME	AWAY	NEUTRAL
	11-7	1-4	NR	NR	95	0-1	0-2	0-3	11-1	7-2	1-5	3-0
	10-6	3-2	NR	NR	61	0-2	1-3	3-1	6-0	7-1	3-2	0-3

As of Jan. 12, 2024



NCAA/BIG 12 TEAM STATISTICAL RANKINGS (AS OF 1/15/24)			
2023-24 Stats	NCAA	Big 12	Stat
Assist/Turnover Ratio	113	8	0.94
Assists/Game	47	7	16.4
Bench Points/Game	281	10	14.5
Blocks Per Game	57	3	4.3
Field Goal Percentage	29	5	45.9
Field Goal Defense	115	7	38.5
Fouls Per Game	203	10	17.2
Free Throw Attempts/Game	97	8	18.5
Free Throw Percentage	331	14	62.8
Free Throws Made/Game	180	11	11.61
Rebound Margin	36	6	7.7
Rebounds/Game (Def.)	26	5	29.6
Rebounds/Game (Off.)	237	12	10.7
Rebounds/Game	69	8	40.33
Scoring Defense	206	10	65.2
Scoring Margin	150	13	4.7
Scoring Offense	111	11	69.9
Steals/Game	330	13	5.6
Three Point Attempts/Game	172	10	19.4
Three Point Percentage	10	2	38.4
Three Point Defense	269	14	33.1
Three Pointers/Game	73	6	7.4
Turnover Margin	329	13	-5.11
Turnovers Forced/Game	337	13	12.44
Turnovers/Game	251	12	17.6
Winning Percentage	123	11	61.1

2023-24 BIG 12 PRESEASON POLL/ALL-BIG 12 TEAM			
Team (First Place Votes)	Points		
1. Texas (12)	168		
2. Baylor (2)	148		
3. Kansas -	138		
4. K-State	133		
5. Oklahoma	121		
6. Iowa State	107		
7. Oklahoma State	99		
8. West Virginia	80		
9. TCU	77		
10. Texas Tech	63		
11. <b>BYU</b>	56		
12. Houston	45		
13. Cincinnati	22		
14. UCF	18		

Player	Yr.	Pos.	School
Sarah Andrews*	Sr.	G	Baylor*
Darianna Littlepage-Buggs	So.	G/F	Baylor
Emily Ryan	Sr.	G	Iowa State
Zakiyah Franklin	Sr.	G	Kansas
Taiyanna Jackson*	Sr.	C	Kansas
Gabby Gregory*	Sr.	G	Kansas State
Ayoka Lee	Sr.	C	Kansas State
Skylar Vann	Sr.	F	Oklahoma
DeYona Gaston	Sr.	F	Texas
<b>Rori Harmon*</b>	Jr.	G	Texas
JJ Quinerly	Jr.	G	West Virginia

\*Unanimous Selection  
Preseason Player of the Year

Career Div. I Record: 16-17 (2nd season)  
 Assistant Coach: Lee Cumnard (BYU, 2009)  
 Assistant Coach: Morgan Bailey (BYU, 2015)  
 Assistant Coach: John Wardenburg (MBA, Southern Utah, 2021)  
 Director of Basketball Operations: Natalie Lainhart

**BYU History**  
 First Year of Basketball: 1972  
 All-Time Record: 920-540 (.630)  
 All-time Conference Record: 484-236 (.672)  
 Winning Seasons: 42 of 51 (last 2021-22)  
 Regular Season Conference Championships: 13 (last 2021-22)  
 Postseason Appearances: 27  
 Total NCAA Appearances: 12 (6-15)  
 Last NCAA Appearance: 2022  
 First Round: L vs. No. 11 seed Villanova (57-61)  
 Total WNIT Appearances: 9 (10-8)  
 Last WNIT Appearance: 2022  
 First Round: Loss vs. Rice (67-71)

BIG 12 WEEKLY HONORS	
<b>Big 12 Player of the Week</b> Nov. 13 - Madison Conner, TCU Nov. 20 - Ayoka Lee, Kansas State Nov. 27 - Sedona Prince, TCU Dec. 4 - Rori Harmon, Texas Dec. 11 - JJ Quinerly, West Virginia Dec. 18 - Harmon (UT)/Lee (KSU) Dec. 26 - Sedona Prince, TCU Jan. 2 - Jada Walker, Baylor Jan. 8 - Lee (KSU)/Booker (UT) Jan. 15 - S'Mya Nichols, Kansas	<b>Big 12 Freshman of the Week</b> Nov. 13 - Staillee Heard, OSU <b>Nov. 20 - Kailey Woolston, BYU</b> <b>Nov. 27 - Kailey Woolston, BYU</b> Dec. 4 - Madison Booker, Texas Dec. 11 - S'Mya Nichols, Kansas Dec. 18 - Audi Crooks, Iowa State Dec. 26 - Staillee Heard, Iowa State Jan. 2 - Audi Crooks, Iowa State Jan. 8 - Addy Brown, Iowa State Jan. 15 - Audi Crooks, Iowa State

**University Information**  
 Location: Provo, Utah  
 Elevation: 4,551 feet  
 Enrollment: 34,737  
 Founded: October 16, 1875  
 Owned: The Church of Jesus Christ of Latter-day Saints  
 Nickname: Cougars  
 Mascot: Cosmo the Cougar  
 Colors: Blue and White (Royal/Navy Blue)  
 Arena (capacity): Marriott Center (18,987)  
 Conference: Big 12 Conference  
 BYU President: C. Shane Reese (BYU, 1994)  
 Athletics Director: Tom Holmoe (BYU, 1983)  
 Athletic Website: BYUCougars.com

BIG 12/NCAA INDIVIDUAL STATISTICAL RANKINGS (AS OF 1/15/24)				
2023-24 Stats	Top Player	NCAA	Big 12	Stat
Assist/Turnover Ratio	Amari Whiting	151	15	1.51
Assists/Game	Amari Whiting	120	8	4.1
Blocks/Game	Emma Calvert	47	4	1.78
Double Doubles	Lauren Gustin	1	1	16
Field Goal %	Lauren Gustin	60	7	53.2
Free Throw %	--	--	--	--
Minutes/Game	Lauren Gustin	23	2	35.90
Points/Game	Lauren Gustin	127	8	15.8
Rebounds	Lauren Gustin	1	1	279
Rebounds/Game (Def)	Lauren Gustin	1	1	10.6
Rebounds/Game (Off)	Lauren Gustin	5	1	4.9
Rebounds/Game	Lauren Gustin	1	1	15.5
Three Point %	Kailey Woolston	11	2	46.7
Three Pointers Made	Kailey Woolston	11	2	49
Three Pointers/Game	Kailey Woolston	35	3	2.72

**2023-24 Preview**  
 Lettermen Returning/Lost: 6/5  
 Newcomers: 7  
 Starters Returning/Lost: 4/1  
 Returning Scoring: 71.9% (1,511 of 2,102)  
 Returning Rebounding: 72.4% (905 of 1,250)  
 Returning Assists: 60.9% (286 of 470)  
 Returning Blocks: 71.1% (86 of 121)  
 Returning Steals: 71.7% (129 of 180)  
 Returning Minutes: 72.4% (4,695 of 6,625)

**BYU Coaching Staff**  
 Head Coach: Amber Whiting  
 Alma Mater: BYU (2001)  
 Record at School: 16-17 (2nd year)

**Media Information**  
 Radio Station: BYU Sports Network  
 BYU Radio 107.9 FM, BYURadio.org and BYU Radio App  
 Play-by-Play Announcer: Jason Shepherd

**Media Relations**  
 Women's Basketball Contact: Austin Rustand  
 Cell Phone: 520-989-1799  
 Email: austin\_rustand@byu.edu

BIG 12 STANDINGS (AS OF 1/15/24)										
	Big 12	Pct.	Home	Away	Overall	Pct.	Home	Road	Neutral	Streak
Kansas State	5-0	1.000	3-0	2-0	17-1	.944	10-0	4-0	3-1	W11
Iowa State	5-0	1.000	3-0	2-0	12-4	.750	9-1	3-1	0-2	W8
Oklahoma	4-1	.800	3-0	1-1	10-6	.625	7-2	3-1	0-3	W1
Texas	3-2	.600	1-1	2-1	16-2	.889	9-1	4-1	3-0	L1
Baylor	3-2	.600	2-0	1-2	14-2	.875	9-0	2-2	3-0	L2
West Virginia	3-2	.600	1-1	2-1	14-2	.875	8-1	3-1	3-0	W1
Oklahoma State	3-2	.600	1-1	2-1	10-6	.625	7-1	3-2	0-3	L1
Texas Tech	2-3	.400	1-1	1-2	13-5	.722	10-1	1-2	2-2	L2
Houston	2-3	.400	2-1	0-2	11-5	.688	9-2	2-3	0-0	W2
Kansas	2-3	.400	2-1	0-2	9-7	.562	7-1	1-4	1-2	W2
TCU	1-4	.200	1-1	0-3	14-4	.778	12-1	0-3	2-0	L4
<b>BYU</b>	<b>1-4</b>	<b>.200</b>	<b>1-2</b>	<b>0-2</b>	<b>11-7</b>	<b>.611</b>	<b>7-2</b>	<b>1-5</b>	<b>3-0</b>	<b>W1</b>
Cincinnati	1-4	.200	1-1	0-3	9-7	.562	6-2	2-3	1-2	L1
UCF	0-5	.000	0-3	0-2	9-6	.600	6-4	0-2	3-0	L5



**AP TOP 25 POLL (1/8/24)**

No.	Team (First Place)	Ovr.	Pts.	Prev.
1.	South Carolina (36)	15-0	900	1
2.	Iowa	17-1	843	3
3.	Colorado	15-1	814	5
4.	NC State	15-1	777	6
5.	UCLA	14-1	750	2
6.	USC	13-1	744	9
7.	<b>Kansas State</b>	17-1	692	12
8.	Stanford	15-2	608	8
9.	UConn	14-3	597	13
10.	LSU	16-2	537	7
11.	<b>Texas</b>	16-2	515	10
12.	<b>Baylor</b>	14-2	492	4
13.	Louisville	15-2	460	15
14.	Virginia Tech	13-3	419	11
15.	Florida State	14-4	365	21
16.	Indiana	14-2	351	14
17.	Gonzaga	16-2	345	16
18.	Ohio State	13-3	336	17
19.	Notre Dame	12-3	301	18
20.	Utah	12-5	187	19
21.	Creighton	13-3	144	22
22.	Marquette	15-2	129	23
23.	North Carolina	12-5	106	20
24.	<b>Iowa State</b>	12-4	80	NR
25.	UNLV	14-1	69	25

RECEIVING VOTES: Oregon St. 59, West Virginia 29, Syracuse 25, Vanderbilt 8, Princeton 7, Auburn 5, Fairfield 4, Michigan St. 2.

**USA TODAY COACHES POLL (1/9/24)**

No.	Team (First Place)	Ovr.	Pts.	Prev.
1.	South Carolina (32)	14-0	800	1
2.	UCLA	14-0	768	2
3.	Iowa	15-1	727	3
4.	LSU	15-1	661	5
5.	Colorado	13-1	632	7
6.	USC	12-1	626	6
7.	<b>Baylor</b>	14-0	590	9
8.	Stanford	14-1	585	8
9.	NC State	15-1	574	4
10.	<b>Texas</b>	15-1	508	10
11.	Virginia Tech	12-2	499	11
12.	<b>Kansas State</b>	15-1	457	12
13.	Indiana	13-1	415	14
14.	UConn	12-3	394	15
15.	Louisville	13-2	337	16
16.	Ohio State	11-3	296	18
17.	Gonzaga	14-2	280	19
18.	Utah	11-4	268	12
19.	Notre Dame	10-3	191	17
20.	Florida State	12-4	146	22
21.	Creighton	11-3	129	21
22.	North Carolina	11-4	117	NR
23.	Marquette	13-2	91	20
24.	Vanderbilt	15-1	57	NR
25.	UNLV	12-1	50	NR

RECEIVING VOTES: West Virginia 46; Syracuse 45; Miami (FL) 42; Princeton 15; Washington 14; Oregon State 13; Michigan 9; TCU 7; Michigan State 5; Maryland 2; Green Bay 2; Arizona 2;

**BYU VS. RANKED OPPONENTS (SINCE THE 2000-2001 SEASON)**

Vs	Overall	Home	Away	Neutral	Last Meeting	Last Win
#1	0-2	0-1	0-0	0-1	L, 51-70 vs. UConn (3/29/14) NCAA Tournament Sweet 16	_____
#2	0-1	0-0	0-1	0-0	L, 34-80 at UConn (11/27/07)	_____
#3	0-0	0-0	0-0	0-0		
#4	0-1	0-0	0-0	0-1	L, 34-65 vs. Oregon State (12/19/19)	_____
#5	0-0	0-0	0-0	0-0		
#6	0-2	0-0	0-1	0-1	L, 54-69 at Duke (11/13/10)	
#7	0-2	0-0	0-1	0-1	L, 63-72 at Stanford (3/25/19) NCAA Tournament 2nd Round	_____
#8	0-2	0-1	0-0	0-1	L, 53-86 vs. Louisville (3/21/15) NCAA Tournament 1st Round	_____
#9	0-1	0-1	0-0	0-0	L, 70-82 – Washington (12/22/16)	_____
#10	1-0	0-0	1-0	0-0	W, 75-69 at Iowa State (2/18/2002)	Same
#11	1-1	0-0	1-0	0-1	L, 46-52 vs. Arizona (3/24/21) NCAA Tournament 2nd Round	55-52 at Stanford (11/13/06)
#12	3-2	1-0	0-2	2-0	L, 68-87 at Utah (12/2/23)	82-68 vs. Gonzaga (3/12/19) WCC Championship
#13	3-0	1-0	1-0	1-0	W, 66-64 at Gonzaga (2/16/19)	Same
#14	0-1	0-0	0-0	0-1	L, 42-43 vs. Gonzaga (3/9/21) WCC Championship Game	_____
#15	2-1	1-1	0-0	1-0	W, 56-42 – Wyoming (2/2/08)	Same
#16	3-4	2-2	0-1	1-1	L, 64-79 vs. Gonzaga (3/6/23) WCC Tournament Semi-Final	61-56 – Gonzaga (2/18/21)
#17	1-3	0-1	0-1	1-1	W, 61-54 vs. Florida State (11/25/21)	Same
#18	0-3	0-1	0-1	0-1	L, 51-58 vs. Gonzaga (2/25/23)	_____
#19	1-4	1-0	0-2	0-2	L, 56-63 at Gonzaga (2/2/21)	70-40 – Gonzaga (2/9/12)
#20	1-0	1-0	0-0	0-0	W, 62-52 vs. Gonzaga (2/15/14)	Same
#21	1-2	0-0	0-2	1-0	W, 69-66 vs. Rutgers (3/22/21) NCAA Tournament 1st Round	Same
#22	2-1	0-0	1-1	1-0	W, 58-57 vs. West Virginia (11/27/21)	Same
#23	0-5	0-3	0-2	0-0	L, 67-81 at TCU (12/30/23)	_____
#24	1-3	0-0	0-2	1-1	L, 45-70 at California (12/16/17)	90-52 vs. Florida (3/12/19) WCC Championship
#25	0-3	0-2	0-0	0-1	L, 57-61 – New Mexico (1/17/09)	_____
Total	20-44	7-13	4-17	9-14	L, 67-81 at TCU (12/30/23)	W, 58-57 vs. West Virginia (11/27/21)

at Opponent (Away) – Opponent (Home) vs. Opponent (Neutral Site)



2022-23 SCORING BY HALF (BYU-OPPONENT)

Opponent	1Q	FG%	+/-	2Q	FG%	+/-	3Q	FG%	+/-	4Q	FG%	+/-	OT	FG%	+/-	Final	FG%	+/-
at Montana State	8-19	25.0-31.3	-6.3	17-13	36.4-36.4	0.0	24-18	56.3-44.4	+11.9	19-10	50.0-18.8	+31.2	--	--	--	68-60	42.9-32.8	+10.1
<b>Weber State</b>	22-8	81.8-27.3	+54.5	23-6	53.3-16.7	+36.6	16-20	66.7-33.3	+33.4	16-15	37.5-30.8	+6.7	--	--	--	77-49	56.9-32.7	+24.2
<b>Utah Valley</b>	16-13	42.9-35.7	+7.2	18-8	50.0-33.3	+16.7	14-11	31.3-23.1	+8.2	11-12	38.5-23.5	+15.0	--	--	--	59-44	40.7-28.6	+12.1
vs. Wake Forest!	16-5	50.0-12.5	+37.5	17-10	70.0-23.1	+46.9	14-8	35.7-22.2	+13.5	20-21	42.9-46.7	-3.8	--	--	--	67-44	48.0-25.8	+22.2
vs. Saint Louis!	21-14	50.0-21.1	+28.9	18-19	42.9-41.7	+1.2	27-17	52.9-54.5	-1.6	21-16	61.5-16.7	+44.8	--	--	--	87-66	51.7-30.0	+21.7
<b>LMU</b>	17-13	60.0-41.7	+18.3	18-17	63.6-37.5	+26.1	19-12	46.7-41.7	+5.0	20-16	60.0-38.9	+21.1	--	--	--	74-58	57.4-39.7	+17.7
at Wyoming	19-28	50.0-60.0	-10.0	9-13	30.8-42.9	-12.1	19-14	63.6-50.0	+13.6	27-31	68.8-57.1	+11.7	--	--	--	74-86	53.8-53.2	+0.6
at Utah	17-27	41.2-56.3	-15.1	15-25	42.9-52.9	-10.0	19-18	47.1-53.8	-6.7	17-17	43.8-50.0	-6.2	--	--	--	68-87	43.8-53.4	-9.6
<b>Utah State</b>	20-8	50.0-20.0	+30.0	19-21	46.2-57.1	-10.9	22-21	27.3-41.2	-13.9	22-21	55.6-41.2	+14.4	--	--	--	72-66	45.1-39.0	+6.1
<b>Boise State</b>	15-13	42.9-33.3	+9.6	22-13	50.0-33.3	+16.7	16-11	42.9-25.0	+17.9	12-13	27.3-30.8	13.1	--	--	--	65-50	42.1-30.3	+11.8
<b>Idaho State</b>	22-19	46.7-42.1	+4.6	12-18	25.0-42.1	-17.1	13-20	38.5-61.5	-23.0	23-13	57.1-25.0	+32.1	9-6	33.3-14.3	+19.0	79-76	41.7-40.0	+1.7
at Missouri State	21-16	57.1-40.0	+17.1	9-16	30.0-45.5	-15.5	16-16	62.5-54.5	+8.0	9-8	28.6-25.0	+3.6	--	--	--	55-56	43.5-39.6	+3.9
vs. Nevada^	14-16	60.0-46.7	+13.3	18-6	44.4-13.3	+31.1	19-12	58.3-27.8	+30.5	21-25	54.5-50.0	+4.5	--	--	--	72-59	52.9-35.3	+17.6
at TCU*	13-22	36.4-53.3	-16.9	18-17	43.8-50.0	-6.2	12-24	26.3-62.5	-36.2	24-18	50.0-37.5	+12.5	--	--	--	67-81	38.7-50.0	-11.3
<b>Oklahoma*</b>	8-18	15.0-36.8	-21.8	15-22	31.3-56.3	-25.0	23-18	41.2-38.1	+3.1	17-17	31.3-26.3	+5.0	--	--	--	63-75	29.0-38.7	-9.7
<b>Iowa State*</b>	16-20	50.0-46.7	+3.3	17-10	57.1-31.3	+25.8	18-25	43.8-47.1	-3.3	24-25	47.6-57.1	-9.5	--	--	--	75-80	49.2-45.2	+4.0
at Houston*	12-21	45.5-53.3	-7.8	13-13	60.0-23.1	+36.9	19-17	41.7-42.9	-1.2	25-28	52.6-53.3	-0.7	--	--	--	69-79	50.0-43.9	+6.1
<b>Cincinnati*</b>	13-12	46.2-29.4	+16.8	25-14	52.9-38.5	+14.4	13-18	40.0-46.2	-6.2	17-14	50.0-25.0	+25.0	--	--	--	68-58	48.1-33.9	+14.2
at Oklahoma State*																		
<b>Texas Tech*</b>																		
at Kansas State*																		
at Kansas*																		
<b>West Virginia*</b>																		
<b>Baylor*</b>																		
at Cincinnati*																		
at UCF*																		
<b>Kansas*</b>																		
<b>TCU*</b>																		
at Iowa State*																		
<b>Houston*</b>																		
at Texas*																		
Big 12 Tournament																		
Big 12 Tournament																		
Big 12 Tournament																		
<b>Averages</b>	16.1-16.2	47.3-38.2	+9.1	16.8-14.5	46.1-37.5	+8.6	17.9-16.7	45.7-42.8	+2.9	19.2-17.8	47.6-36.3	+11.3	9.0-6.0	33.3-14.3	+19.0	69.9-65.2	46.4-38.5	+8.0

! North Shore Classic \* Big 12 Games ^Played at Missouri State

2022-23 OFFENSIVE TRENDS (BYU-OPPONENT)

Opponent	Points Off TO	Points/Paint	2nd Chance Points	Fastbreak Points	Bench Points	Big Run	Big Lead	
at Montana State	14	18	18	26	8	6	9	
<b>Weber State</b>	22	12	40	16	7	0	13	
<b>Utah Valley</b>	13	10	32	22	13	2	2	
vs. Wake Forest!	15	17	26	24	16	9	4	
vs. Saint Louis!	10	8	28	10	14	2	12	
<b>LMU</b>	17	9	32	30	7	6	7	
at Wyoming	9	13	38	48	4	20	13	
at Utah	11	14	40	26	9	6	3	
<b>Utah State</b>	23	14	28	32	3	6	19	
<b>Boise State</b>	11	10	30	28	4	7	10	
<b>Idaho State</b>	21	24	34	26	15	16	15	
at Missouri State	14	28	24	30	9	10	1	
vs. Nevada^	12	12	36	30	14	10	6	
at TCU*	5	12	20	38	5	10	7	
<b>Oklahoma*</b>	7	18	20	36	14	20	11	
<b>Iowa State*</b>	17	8	42	24	13	21	6	
at Houston*	11	27	36	28	13	10	8	
<b>Cincinnati*</b>	20	14	32	20	9	5	6	
at Oklahoma State*								
<b>Texas Tech*</b>								
at Kansas State*								
at Kansas*								
<b>West Virginia*</b>								
<b>Baylor*</b>								
at Cincinnati*								
at UCF*								
<b>Kansas*</b>								
<b>TCU*</b>								
at Iowa State*								
<b>Houston*</b>								
at Texas*								
Big 12 Tournament								
Big 12 Tournament								
Big 12 Tournament								
<b>Per Game/Total</b>	14.0 (252)	14.9 (268)	30.9 (556)	27.4 (494)	9.8 (177)	9.2 (166)	7.9 (142)	
Led/Trailed/Tied Record	Led: 8 (7-1) Trail: 9 (3-6) Tied: 1 (1-0)	Led: 12 (9-3) Trail: 6 (2-4) Tied: 0 (0-0)	Led: 10 (8-2) Trail: 8 (3-5) Tied: 0 (0-0)	Led: 8 (8-0) Trail: 6 (2-4) Tied: 4 (1-3)	Led: 5 (3-2) Trail: 13 (8-5) Tied: 0 (0-0)			





A LOOK INTO THE STARTING 5					
Opponent	(1)	(2)	(3)	(4)	(5)
at Montana State	1. Whiting	10. Woolston	11. Smiler	30. Davenport	12. Gustin
Weber State	1. Whiting	10. Woolston	11. Smiler	30. Davenport	12. Gustin
Utah Valley	1. Whiting	10. Woolston	11. Smiler	30. Davenport	12. Gustin
vs. Wake Forest!	1. Whiting	10. Woolston	11. Smiler	30. Davenport	12. Gustin
vs. Saint Louis!	1. Whiting	10. Woolston	11. Smiler	30. Davenport	12. Gustin
LMU	1. Whiting	10. Woolston	11. Smiler	30. Davenport	12. Gustin
at Wyoming	1. Whiting	10. Woolston	11. Smiler	30. Davenport	12. Gustin
at Utah	1. Whiting	3. Falatea	10. Woolston	11. Smiler	12. Gustin
Utah State	1. Whiting	10. Woolston	11. Smiler	30. Davenport	12. Gustin
Boise State	1. Whiting	10. Woolston	11. Smiler	12. Gustin	25. Calvert
Idaho State	1. Whiting	10. Woolston	11. Smiler	12. Gustin	25. Calvert
at Missouri State	1. Whiting	10. Woolston	11. Smiler	12. Gustin	25. Calvert
vs. Nevada^	1. Whiting	10. Woolston	30. Davenport	12. Gustin	25. Calvert
at TCU*	1. Whiting	10. Woolston	11. Smiler	12. Gustin	25. Calvert
Oklahoma*	1. Whiting	10. Woolston	11. Smiler	12. Gustin	25. Calvert
Iowa State*	1. Whiting	10. Woolston	11. Smiler	12. Gustin	25. Calvert
at Houston*	1. Whiting	10. Woolston	11. Smiler	12. Gustin	25. Calvert
Cincinnati*	1. Whiting	10. Woolston	11. Smiler	12. Gustin	25. Calvert
at Oklahoma State*					
Texas Tech*					
at Kansas State*					
at Kansas*					
West Virginia*					
Baylor*					
at Cincinnati*					
at UCF*					
Kansas*					
TCU*					
at Iowa State*					
Houston*					
at Texas*					
Big 12 Tournament					
Big 12 Tournament					
Big 12 Tournament					
Win-Loss Record	(1)	(2)	(3)	(4)	(5)
8-1	1. Whiting	10. Woolston	11. Smiler	30. Davenport	12. Gustin
2-5	1. Whiting	10. Woolston	11. Smiler	12. Gustin	25. Calvert
1-0	1. Whiting	10. Woolston	30. Davenport	12. Gustin	25. Calvert
0-1	1. Whiting	3. Falatea	10. Woolston	11. Smiler	12. Gustin

DOUBLE-DOUBLE TRACKER					
Player	Season	Career	Last	Pts	Reb.
Lauren Gustin	16	72	Cincinnati (1/13/24)	11	10
Emma Calvert	1	1	Cincinnati (1/13/24)	11	10
Amari Whiting	1	1	Idaho State (12/16/23)	14	12
Kailey Woolston	1	1	Utah Valley (11/14/23)	19	10
<b>BYU Total</b>	<b>16</b>	<b>12</b>	<b>2 vs. Cincinnati</b>	<b>11</b>	<b>10</b>

\*Includes double-doubles at previous NCAA Division I schools

GAMES PLAYED/STARTED				
Player	Season		Career	
	GP	GS	GP	GS
11. Kaylee Smiler	17 (10-7)	17 (10-7)	121	46
12. Lauren Gustin	18 (11-7)	18 (11-7)	104	104
25. Emma Calvert	18 (11-7)	8 (4-5)	74	37
24. Rose Bubakar	18 (11-7)	0 (0-0)	69	11
5. Arielle Mackey-Williams	0 (0-0)	0 (0-0)	52	24
30. Lauren Davenport	18 (11-7)	9 (8-1)	62*	23*
21. Heather Hamson	11 (9-2)	0 (0-0)	31	0
1. Amari Whiting	18 (11-7)	18 (11-7)	18 (11-7)	18 (11-7)
10. Kailey Woolston	18 (11-7)	18 (11-7)	18 (11-7)	18 (11-7)
4. Ali'a Matavao	16 (11-5)	0 (0-0)	16 (11-5)	0
20. Marina Mata	10 (8-2)	0 (0-0)	10 (8-2)	0
15. McKinley Willardson	4 (3-1)	0 (0-0)	4 (3-1)	0
2. Kylie Krebs	1 (1-0)	0 (0-0)	1 (1-0)	0

\*Includes games played and starts at previous NCAA Division I schools





# AMBER WHITING

## HIGHLIGHTS

- Won 2022 state championship at Burley High School (Idaho)
- 2022 4A Idaho Statesman Coach of the Year
- Conference Coach of the Year
- Back-to-back region titles in 2021 and 2022
- 70-37 record in four seasons at Burley High School

Shoe Circuit for the Natalie Williams Basketball Academy.

Whiting was the director of Utah Hard Knox, one of the most successful AAU programs in Utah, consistently producing Division I talent for both men's and women's programs across the state.

A standout at Snow College, Whiting was the team MVP for two straight years and was an All-America honorable mention in 1999 as a member of the SWAC All-Tournament team. She led team in scoring and assists and was honored as the Female Athlete of the Year in 1997 at Fremont High School.

Whiting was an All-Region Team selection in back-to-back season with the Badgers. Following her two-year career with Snow College, Whiting went on to play one season at Weber State where she averaged 5.0 points per game before transferring to BYU for the 2000-01 season.

Whiting graduated from BYU with a degree and teaching credential in history in 2001 with a minor in psychology. She went on to earn a master's degree in professional learning communities from Grand Canyon University.

She is married to former NJCAA All-American men's player Trent Whiting, who played at Snow College and Utah before finishing his collegiate career at BYU in 2001 where he averaged 14.2 points per game and was an all-conference selection. Trent played professionally overseas in Italy for 12 years.

Whiting, from Ogden, Utah, is the seventh head coach of BYU women's basketball since becoming an NCAA program in 1972. The 2023-24 season will be Whiting's second season at the helm of the program that posted a 16-17 record in her first season.

Whiting served as the head coach of the Burley High School girls team in Idaho from 2018-2022 where she won the 2022 state championship, just the third in school history. She was named the 4A Idaho Statesman Coach of the Year, the conference coach of the year and helped the Bobcats to back-to-back region titles.

While at Burley, Whiting took a program with just five wins in her first year to improvement every season including three consecutive 20-win seasons, culminating in a 25-1 campaign and title run in 2021-22. Whiting's record as a head coach at Burley was 70-37 over four seasons.

In addition to coaching at the high school level, Whiting was also the head coach for the Adidas 17U 3SSB Select Team for the Spring/Summer

### WHITING'S SECOND CAMPAIGN

#### EDUCATION

- BYU (2001, B.A. in Elementary Education)
- Grand Canyon (Professional Learning Communities)
- Newport High School in Bellevue, Wash. (1991)

#### COACHING EXPERIENCE

- BYU Head Coach (2022-present)
- Burley High School Head Coach (2018-22)
- Utah Hard Knox – Director
- Adidas 17U 3SSB Select Team - Natalie Williams Basketball Academy

#### PLAYING CAREER

Played two seasons at Snow College (1997-99)

- Team MVP for two-straight seasons
- 1999 All-American Honorable Mention
- 1999 SWAC All-Tournament Team
- Led the Badgers in scoring and assists
- 1998 and 1998 All-Region Team selection

Played one season at Weber State (1999-2000)

- Averaged 5.0 points per game
- Played one season at BYU (2000-01)

### WHITING'S HEAD COACHING RECORD

Season	School	Overall	Pct.	Home	Pct.	Away	Pct.	Neutral	Pct.	Conf.	Pct.	Conf. Tourney	WNIT	NCAA
2022-23	BYU	16-17	.485	7-9	.438	6-6	.500	3-2	.600	9-9	.500	2-1	0-1	--
2023-24	BYU	11-7	.611	7-2	.778	1-5	.167	3-0	1.000	1-4	.000	---	---	--
<b>CAREER</b>	<b>BYU</b>	<b>27-24</b>	<b>.529</b>	<b>14-11</b>	<b>.560</b>	<b>7-11</b>	<b>.389</b>	<b>6-2</b>	<b>.750</b>	<b>10-13</b>	<b>.435</b>	<b>2-1</b>	<b>0-1</b>	<b>--</b>



**WHITING VS. ALL OPPONENTS**

Opponent	Overall	Last Meeting	Score	Next Meeting
Ball State	0-1	Nov. 26, 2022	L, 61-56	
Baylor	---	---	---	Feb. 7, 2024
Boise State	2-0	Dec. 9, 2023	W, 65-50	
Carroll College	1-0	Nov. 23, 2022	W, 71-47	
Cincinnati	1-0	Jan. 13, 2024	W, 68-58	Feb. 10, 2024
Colorado	---	---	---	Dec. 13, 2023
Colorado State	0-1	Nov. 8, 2022	L, 82-62	
Gonzaga	0-3	Mar. 6, 2023	L, 79-64	
Houston	0-1	Jan. 10, 2024	L, 69-79	Feb. 28, 2024
Idaho State	1-0	Dec. 16, 2023	W, 79-76 OT	
Iowa State	0-1	Jan. 6, 2024	L, 75-80	Feb. 24, 2024
Kansas	---	---	---	Jan. 31, 2024
Kansas State	---	---	---	Jan. 27, 2024
LMU	3-0	Nov. 25, 2023	W, 74-58	
Missouri State	0-1	Dec. 20, 2023	L, 55-56	
Montana State	1-1	Nov. 7, 2023	W, 68-60	
Monmouth	1-0	Dec. 21, 2022	W, 70-50	
Oklahoma	0-2	Jan. 17, 2024	L, 75-63	
Oklahoma State	---	---	---	Jan. 17, 2024
Nevada	---	Dec. 21, 2023	W, 72-59	
Pacific	1-1	Jan. 28, 2023	L, 79-66	
Pepperdine	2-1	Mar. 3, 2023	W, 74-59	
Portland	0-2	Feb. 27, 2023	L, 61-49	
Rice	0-1	Mar. 17, 2023	L, 71-67	
Saint Louis	1-0	Nov. 21, 2023	W, 87-66	
Saint Mary's	2-0	Jan. 26, 2023	W, 74-59	
San Diego	1-1	Feb. 4, 2023	L, 52-49	
San Francisco	2-1	Mar. 4, 2023	W, 66-56	
Santa Clara	1-1	Feb. 16, 2023	W, 78-72	
TCU	0-1	Dec. 30, 2023	L, 67-81	Feb. 21, 2024
Texas	---	---	---	Mar. 2, 2024
Texas Tech	---	---	---	Jan. 20, 2024
Troy	0-1	Nov. 19, 2022	L, 68-62	
UCF	---	---	---	Feb. 13, 2024
Utah	0-2	Dec. 2, 2023	L, 68-87	
Utah State	1-0	Dec. 5, 2023	W, 72-66	
Utah Valley	1-0	Nov. 14, 2023	W, 59-44	
Wake Forest	1-0	Nov. 18, 2023	W, 67-44	
Washington State	1-0	Nov. 18, 2022	W, 65-56	
Weber State	1-0	Nov. 10, 2023	W, 77-49	
West Virginia	---	---	---	Feb. 3, 2024
Westminster	1-0	Oct. 27, 2022	W, 72-51 (Exh.)	
Wyoming	0-1	Nov. 28, 2023	L, 74-86	
<b>Overall</b>	<b>27-24</b>	<b>Home</b>	<b>14-11</b>	<b>Road</b>
<b>Career Record</b>			<b>7-11</b>	<b>Neutral</b>
				<b>6-2</b>



**WHITING VS. RANKED OPPONENTS**

Rank	Opponent	Score	Date		
12	at Utah	L, 68-87	Dec. 2, 2023		
15	Utah	L, 76-59	Dec. 10, 2022		
16	Gonzaga	L, 74-69	Mar. 6, 2023		
16	Oklahoma	L, 77-66	Nov. 18, 2023		
18	Gonzaga	L, 58-51	Feb. 25, 2023		
23	at TCU	L, 67-81	Dec. 30, 2023		
23	Gonzaga	L, 67-58	Dec. 17, 2023		
No. 1-5	No. 6-10	No. 11-15	No. 16-20	No. 21-25	Overall
<b>0-0</b>	<b>0-0</b>	<b>0-3</b>	<b>0-3</b>	<b>0-2</b>	<b>0-8</b>

**WHITING VS. ALL CONFERENCES**

ACC	1-0	Missouri Valley	0-1
American Athletic	0-1	Mountain West	6-2
Atlantic 10	1-0	Non D-1	1-0
Atlantic Sun	0-0	Ohio Valley	0-0
<b>Big 12</b>	<b>1-5</b>	Pac-12	1-2
Big East	0-0	SEC	0-0
Big Sky	3-1	Southland	0-0
Big West	0-0	Summit	0-0
Colonial Athletic	1-0	Sun Belt	0-1
Conference USA	0-0	SWAC	0-0
Horizon	0-0	WAC	1-0
MAC	0-1	West Coast	12-10

The couple has two children, Jace and Amari. Jace plays basketball at Boise State where he averaged 15.8 minutes, shot 41.6 percent from the field while averaging 3.1 points, 1.7 rebounds and 1.3 assists.. Amari missed her senior season because of injury, but will be entering her freshman year at BYU as a member of Whiting's 2023-24 squad. "I am super excited about the opportunity to be the head coach at BYU," Whiting said. "I've been in basketball my whole life playing, coaching and developing players, and I am looking forward to doing it again at this level. Coach Judkins established a great tradition of winning and a strong culture with some incredible players. I can't wait to get on board and continue that legacy and surround myself with a great staff. I am ready to get to work."



1



# AMARI WHITING

FRESHMAN | 5-10 | GUARD | BURLEY, IDAHO | BURLEY HIGH SCHOOL

**High School**

2022 Idaho Gatorade Player of the Year ... 4A All-Idaho Player of the Year (2021 & 2022) ... GB7 Conference Player of the Year (2021 & 2022) ... Times News Player of the Year (2020, 2021, 2022) ... 2022 4A Idaho State Champions ... 2022 SBlive Idaho Player of the Year ... 2022 IdahoSports 4A Tournament Player of the Year ... 2020 GB10 All-Conference First Team ... 2x WBCA Player of the Week ... 4x SBlive ID Player of the Week ... IHSAA Athlete of the Week ... 4.0 High School GPA ... High Honors Society ...

**Personal**

Born in Burley, Idaho ... Daughter of Trent and Amber Whiting ... Older brother Jace plays basketball at Boise State University ... Father Trent (2000-01) and mother Amber (2000-01) played basketball at BYU ... Also recruited by Oregon, Arizona, Stanford, UCLA, Utah ... Committed to Oregon in 2021, but flipped her commitment to BYU during the summer of 2022

Instagram: [amari.whiting](#)  
Twitter: [amari\\_whiting](#)  
TikTok: [amariwhiting](#)

SEASON HIGHS

Points:	19	Utah State (12/5/23)
Rebounds:	12	Idaho State (12/16/23)
Assists:	9	Iowa State (1/6/24)
Steals:	4 (x2)	Iowa State (1/6/24)
Blocks:	1 (x3)	Idaho State (12/16/23)
Field Goals:	6	Utah State (12/5/23)
3-Pointers:	2 (x4)	at Houston (1/10/24)
Free Throws:	8	at Montana State (11/7/23)
Minutes:	39 (OT)	Idaho State (12/16/23)
Points:	19	Utah State (12/5/23)
Rebounds:	12	Idaho State (12/16/23)
Assists:	9	Iowa State (1/6/24)
Steals:	4 (x2)	Iowa State (1/6/24)
Blocks:	1 (x3)	Idaho State (12/16/23)
Field Goals:	6	Utah State (12/5/23)
3-Pointers:	2 (x4)	at Houston (1/10/24)
Free Throws:	8	at Montana State (11/7/23)
Minutes:	39 (OT)	Idaho State (12/16/23)

CAREER HIGHS

Points:	19	Utah State (12/5/23)
Rebounds:	12	Idaho State (12/16/23)
Assists:	9	Iowa State (1/6/24)
Steals:	4 (x2)	Iowa State (1/6/24)
Blocks:	1 (x3)	Idaho State (12/16/23)
Field Goals:	6	Utah State (12/5/23)
3-Pointers:	2 (x4)	at Houston (1/10/24)
Free Throws:	8	at Montana State (11/7/23)
Minutes:	39 (OT)	Idaho State (12/16/23)

PRODUCTION TRACKER

Had a double-double	1 (1-0)	1 (1-0)
Scored 10+ points	10 (6-4)	10 (6-4)
Scored 20+ points	-(0-0)	-(0-0)
Led BYU in scoring	2 (1-1)	2 (1-1)
Led BYU in rebounds	-(0-0)	-(0-0)
Led BYU in assists	7 (3-4)	7 (3-4)
Led BYU in steals	1 (0-1)	1 (0-1)
Led BYU in blocks	1 (1-0)	1 (1-0)
Made 5+ FGs	6 (4-2)	6 (4-2)
Made 3+ 3-pt FGs	-(0-0)	-(0-0)
Had 3+ assists	13 (6-7)	13 (6-7)
Had 5+ assists	6 (2-4)	6 (2-4)
Had 3+ steals	6 (5-1)	6 (5-1)
Had 5+ rebounds	7 (4-3)	7 (4-3)

2023-24 GAME-BY-GAME

OPPONENT	DATE	MIN.	FG-FGA	PCT	3FG-FGA	PCT	FT-FTA	PCT	OFF	DEF	REB	AST	BLK	STL	PF	TO	PTS	AVG
at Montana State	11/7	29	5-9	.556	0-2	.000	8-11	.727	0	7	7	5	0	3	2	7	18	18.0
Weber State	11/10	24	3-8	.375	0-1	.000	2-4	.500	2	3	5	4	0	3	3	1	8	13.0
Utah Valley	11/14	31	5-13	.385	1-3	.333	2-3	.666	1	8	9	2	0	2	3	1	13	13.0
vs. Wake Forest	11/18	25	3-10	.300	1-1	1.000	0-0	.000	2	2	4	3	0	3	2	2	7	11.5
vs. Saint Louis	11/21	26	5-9	.556	1-2	.500	3-4	.750	2	2	4	4	0	0	4	2	14	12.0
LMU	11/25	30	2-5	.400	1-1	1.000	2-5	.400	1	0	1	1	0	1	3	2	7	11.2
at Wyoming	11/28	32	4-8	.500	2-3	.667	4-4	1.000	0	3	3	4	1	1	2	0	14	11.6
at Utah	12/2	27	3-10	.300	1-2	.500	0-0	.000	1	4	5	5	0	0	1	1	7	11.0
Utah State	12/5	29	6-11	.545	0-3	.000	7-8	.875	0	2	2	3	1	3	4	4	19	11.9
Boise State	12/9	30	1-6	.167	0-4	.000	3-4	.750	0	4	4	4	0	1	2	3	5	11.2
Idaho State	12/16	39	3-10	.300	1-3	.333	7-12	.583	1	11	12	6	1	4	1	3	14	11.5
at Missouri State	12/20	31	3-11	.272	1-5	.200	1-2	.500	0	5	5	3	0	1	4	3	8	11.2
vs. Nevada	12/21	29	4-7	.571	2-4	.500	1-2	.500	1	7	8	2	0	1	3	5	11	11.2
at TCU	12/30	34	3-8	.375	2-6	.333	5-6	.833	0	5	5	6	0	1	3	0	13	11.3
Oklahoma	1/3	35	2-10	.200	1-4	.250	1-1	1.000	2	3	5	3	0	0	3	2	6	10.9
Iowa State	1/6	33	5-9	.555	0-2	.000	2-3	.667	0	2	2	9	0	4	3	3	12	11.0
at Houston	1/10	36	5-8	.625	2-3	.667	3-4	.750	0	1	1	6	0	0	3	6	15	11.2
Cincinnati	1/13	30	4-7	.571	1-3	.333	1-3	.333	0	6	6	4	0	0	4	4	10	11.2
at Oklahoma State	1/17																	
Texas Tech	1/20																	
at Kansas State	1/27																	
at Kansas	1/31																	
West Virginia	2/3																	
Baylor	2/7																	
at Cincinnati	2/10																	
at UCF	2/13																	
Kansas	2/17																	
TCU	2/21																	
at Iowa State	2/25																	
Houston	2/28																	
at Texas	3/2																	
Big 12 1st Round	3/7																	
Big 12 2nd Round	3/8																	
Big 12 Quarterfinals	3/9																	
Big 12 Semifinals	3/11																	
Big 12 Championship	3/12																	

CAREER STATISTICS

YEAR	GP-GS	MPG	FG-FGA	PCT	3FG-A	PCT	FT-FTA	PCT	OFF-DEF-REB	R/GM	PF-D	A	A/GM	TO	BLK	B/GM	STL	S/GM	PTS	AVG
2023-2024	18-18	30.5	66-159	.415	17-52	.327	52-76	.684	13-69-82	4.6	50-0	74	4.1	49	3	0.2	28	1.6	201	11.2
--	--	--	--	--	--	--	--	--	--	--	--	--	--	--	--	--	--	--	--	--
--	--	--	--	--	--	--	--	--	--	--	--	--	--	--	--	--	--	--	--	--
--	--	--	--	--	--	--	--	--	--	--	--	--	--	--	--	--	--	--	--	--
TOTAL	18-18	30.5	66-159	.415	17-52	.327	52-76	.684	13-69-82	4.6	50-0	74	4.1	49	3	0.2	28	1.6	201	11.2

BIG 12 CAREER STATISTICS

YEAR	GP-GS	MPG	FG-FGA	PCT	3FG-A	PCT	FT-FTA	PCT	OFF-DEF-REB	R/GM	PF-D	A	A/GM	TO	BLK	B/GM	STL	S/GM	PTS	AVG
2023-24	5-5	34.4	15-35	.429	5-15	.333	11-14	.786	2-11	13	3.3	24	6.0	11	0	0.0	5	1.25	46	11.5
TOTAL	4-4	34.4	15-35	.429	5-15	.333	11-14	.786	2-11	13	3.3	24	6.0	11	0	0.0	5	1.25	46	11.5



2



# KYLIE KREBS

JUNIOR | 5-7 | GUARD | OAHU, HAWAII | GLENDALE COMMUNITY COLLEGE  
2022-23 (Glendale Community College)

2021-22 (Glendale Community College)

**Before BYU**

Two-year honor roll honoree at Glendale Community College...6A All-District First Team...6A Desert Valley All-Region Second Team...Grew up on the North Shore of Oahu, Hawaii where she was a competitive surfer

**Personal**

Born in Peoria, Arizona...Daughter of Kenny and Katharine Krebs...Brothers Brock and Kason played football for BYU, Kaulin and Kameron played football for Cal Berkeley, Kelsea played water polo for Arizona State and Kallee played rugby for Arizona State...Majoring in business

**2023-24 GAME-BY-GAME**

OPPONENT	DATE	MIN.	FG-FGA	PCT	3FG-FGA	PCT	FT-FTA	PCT	OFF	DEF	REB	AST	BLK	STL	PF	TO	PTS	AVG	
at Montana State	11/7																		
Weber State	11/10																		
Utah Valley	11/14																		
vs. Wake Forest	11/18																		
vs. Saint Louis	11/21																		
LMU	11/25																		
at Wyoming	11/28																		
at Utah	12/2																		
Utah State	12/5																		
Boise State	12/9	1	0-0	.000	0-0	.000	0-0	.000	0	0	0	0	0	0	0	0	0	0	0.0
Idaho State	12/16																		
at Missouri State	12/20																		
vs. Nevada	12/21																		
at TCU	12/30																		
Oklahoma	1/3																		
Iowa State	1/6																		
at Houston	1/10																		
Cincinnati	1/13																		
at Oklahoma State	1/17																		
Texas Tech	1/20																		
at Kansas State	1/27																		
at Kansas	1/31																		
West Virginia	2/3																		
Baylor	2/7																		
at Cincinnati	2/10																		
at UCF	2/13																		
Kansas	2/17																		
TCU	2/21																		
at Iowa State	2/25																		
Houston	2/28																		
at Texas	3/2																		
Big 12 1st Round	3/7																		
Big 12 2nd Round	3/8																		
Big 12 Quarterfinals	3/9																		
Big 12 Semifinals	3/11																		
Big 12 Championship	3/12																		

SEASON HIGHS

Instagram: N/A  
Twitter: [\\_kykrebbs](#)  
TikTok: N/A

Points: --  
Rebounds: --  
Assists: --  
Steals: --  
Blocks: --  
Field Goals: --  
3-Pointers: --  
Free Throws: --  
Minutes: 1

CAREER HIGHS

Points: --  
Rebounds: --  
Assists: --  
Steals: --  
Blocks: --  
Field Goals: --  
3-Pointers: --  
Free Throws: --  
Minutes: 1

PRODUCTION TRACKER

Had a double-double -- (0-0)  
Scored 10+ points -- (0-0)  
Scored 20+ points -- (0-0)  
Led BYU in scoring -- (0-0)  
Led BYU in rebounds -- (0-0)  
Led BYU in assists -- (0-0)  
Led BYU in steals -- (0-0)  
Led BYU in blocks -- (0-0)  
Made 5+ FGs -- (0-0)  
Made 3+ 3-pt FGs -- (0-0)  
Had 3+ assists -- (0-0)  
Had 3+ blocks -- (0-0)  
Had 5+ rebounds -- (0-0)  
Had 10+ rebounds -- (0-0)

2023-24 Career  
-- (0-0) -- (0-0)  
-- (0-0) -- (0-0)  
-- (0-0) -- (0-0)  
-- (0-0) -- (0-0)  
-- (0-0) -- (0-0)  
-- (0-0) -- (0-0)  
-- (0-0) -- (0-0)  
-- (0-0) -- (0-0)  
-- (0-0) -- (0-0)  
-- (0-0) -- (0-0)  
-- (0-0) -- (0-0)  
-- (0-0) -- (0-0)  
-- (0-0) -- (0-0)  
-- (0-0) -- (0-0)  
-- (0-0) -- (0-0)  
-- (0-0) -- (0-0)  
-- (0-0) -- (0-0)  
-- (0-0) -- (0-0)  
-- (0-0) -- (0-0)  
-- (0-0) -- (0-0)

at Kansas State 1/27  
at Kansas 1/31  
West Virginia 2/3  
Baylor 2/7  
at Cincinnati 2/10  
at UCF 2/13  
Kansas 2/17  
TCU 2/21  
at Iowa State 2/25  
Houston 2/28  
at Texas 3/2  
Big 12 1st Round 3/7  
Big 12 2nd Round 3/8  
Big 12 Quarterfinals 3/9  
Big 12 Semifinals 3/11  
Big 12 Championship 3/12

**CAREER STATISTICS**

YEAR	GP-GS	MPG	FG-FGA	PCT	3FG-A	PCT	FT-FTA	PCT	OFF-DEF-REB	R/GM	PF-D	A	A/GM	TO	BLK	B/GM	STL	S/GM	PTS	AVG
2023-2024	1-0	0.5	0-0	.000	0-0	.000	0-0	.000	0-0-0	0.0	0-0	0	0.0	0	0	0.0	0	0.0	0	0.0
--	--	--	--	--	--	--	--	--	--	--	--	--	--	--	--	--	--	--	--	--
--	--	--	--	--	--	--	--	--	--	--	--	--	--	--	--	--	--	--	--	--
--	--	--	--	--	--	--	--	--	--	--	--	--	--	--	--	--	--	--	--	--
<b>TOTAL</b>	<b>1-0</b>	<b>0.5</b>	<b>0-0</b>	<b>.000</b>	<b>0-0</b>	<b>.000</b>	<b>0-0</b>	<b>.000</b>	<b>0-0-0</b>	<b>0.0</b>	<b>0-0</b>	<b>0</b>	<b>0.0</b>	<b>0</b>	<b>0</b>	<b>0.0</b>	<b>0</b>	<b>0.0</b>	<b>0</b>	<b>0.0</b>

**BIG 12 CAREER STATISTICS**

YEAR	GP-GS	MPG	FG-FGA	PCT	3FG-A	PCT	FT-FTA	PCT	OFF-DEF-REB	AVG	PF-D	A	AVG	TO	BLK	AVG	STL	AVG	PTS	AVG
2023-24	--	--	--	--	--	--	--	--	--	--	--	--	--	--	--	--	--	--	--	--
--	--	--	--	--	--	--	--	--	--	--	--	--	--	--	--	--	--	--	--	--
<b>TOTAL</b>	<b>0-0</b>	<b>0.0</b>	<b>0-0</b>	<b>.000</b>	<b>0-0</b>	<b>.000</b>	<b>0-0</b>	<b>.000</b>	<b>0-0-0</b>	<b>0.0</b>	<b>0-0</b>	<b>0</b>	<b>0.0</b>	<b>0</b>	<b>0</b>	<b>0.0</b>	<b>0</b>	<b>0.0</b>	<b>0</b>	<b>0.0</b>



4

# ALI'A MATAVAO

FRESHMAN | 6-0 | FORWARD | LAS VEGAS, NEVADA | LIBERTY HIGH SCHOOL



**High School**

2023 Nevada Gatorade Player of the Year ... 2022 Nevada Gatorade PoY ... Nevada 5A PoY (2022 & 2023) ... Nevada 5A First Team All-Conference (2022 & 2023) ... Liberty High School Athlete of the Year (2023) ... Nevada Las Vegas Sun Super Seven (2022 & 2023) ... Max Preps First Team ... Captain of basketball and volleyball teams ... 2023 State Shot Put Champion ... 2023 State Long Jump Champion ... NIAA Championship team points leader ... Holds school records in long jump, 4x100 and 4x200 team relays ... Heavily recruited soccer forward ... Four-sport varsity athlete at Liberty High School (basketball, soccer, track/field, volleyball)

**Personal**

Born in Las Vegas, Nevada ... Parents are Newel and Leslie Mata'avao ... Second of five children: Moliki, Myla, Kingston and Isley ... Her father, Newel played football at Ricks College (1996) and Northern State University (2001) ... Her brother, Moliki currently plays football at UCLA ... Also recruited by Cal State Fullerton, Hawaii, Niagara, Portland State, San Diego State, UNLV, Washington and Wisconsin

Instagram: [aliamatavao](#)  
Twitter: [Aliamatavao](#)  
TikTok: [alialaniii](#)

**SEASON HIGHS**

Points:	5	vs. Wake Forest (11/18/23)
Rebounds:	2	Weber State (11/7/23)
Assists:	2	vs. Nevada (12/21/23)
Steals:	-	
Blocks:	1	vs. Nevada (12/21/23)
Field Goals:	1 (x3)	vs. Nevada (12/21/23)
3-Pointers:	-	
Free Throws:	3	vs. Wake Forest (11/18/23)
Minutes:	17	vs. Nevada (12/21/23)

**CAREER HIGHS**

Points:	5	vs. Wake Forest (11/18/23)
Rebounds:	2	Weber State (11/7/23)
Assists:	2	vs. Nevada (12/21/23)
Steals:	-	
Blocks:	1	vs. Nevada (12/21/23)
Field Goals:	1 (x3)	vs. Nevada (12/21/23)
3-Pointers:	-	
Free Throws:	3	vs. Wake Forest (11/18/23)
Minutes:	17	vs. Nevada (12/21/23)

**PRODUCTION TRACKER**

Had a double-double	- (0-0)	- (0-0)
Scored 10+ points	- (0-0)	- (0-0)
Scored 20+ points	- (0-0)	- (0-0)
Led BYU in scoring	- (0-0)	- (0-0)
Led BYU in rebounds	- (0-0)	- (0-0)
Led BYU in assists	- (0-0)	- (0-0)
Led BYU in steals	- (0-0)	- (0-0)
Led BYU in blocks	- (0-0)	- (0-0)
Made 5+ FGs	- (0-0)	- (0-0)
Made 3+ 3-pt FGs	- (0-0)	- (0-0)
Had 3+ assists	- (0-0)	- (0-0)
Had 3+ blocks	- (0-0)	- (0-0)
Had 5+ rebounds	- (0-0)	- (0-0)
Had 10+ rebounds	- (0-0)	- (0-0)

**2023-24 GAME-BY-GAME**

OPPONENT	DATE	MIN.	FG-FGA	PCT	3FG-FGA	PCT	FT-FTA	PCT	OFF	DEF	REB	AST	BLK	STL	PF	TO	PTS	AVG
at Montana State	11/7	1	0-0	.000	0-0	.000	0-0	.000	0	0	0	0	0	0	0	0	0	0.0
Weber State	11/10	9	0-3	.000	0-0	.000	0-0	.000	0	2	2	1	0	0	2	1	0	0.0
Utah Valley	11/14	1	0-0	.000	0-0	.000	0-0	.000	0	0	0	0	0	0	1	0	0	0.0
vs. Wake Forest	11/18	11	1-1	1.000	0-0	.000	3-6	.500	1	0	1	0	0	0	2	1	5	1.3
vs. Saint Louis	11/21	8	0-2	.000	0-1	.000	0-0	.000	0	0	0	1	0	0	2	2	0	1.0
LMU	11/25	2	1-1	1.000	0-0	.000	0-0	.000	0	0	0	0	0	0	0	1	2	1.2
at Wyoming	11/28																	DID NOT PLAY
at Utah	12/2	1	0-0	.000	0-0	.000	0-0	.000	0	0	0	0	0	0	0	0	0	1.0
Utah State	12/5	5	0-2	.000	0-1	.000	0-0	.000	0	0	0	0	0	0	1	1	0	0.9
Boise State	12/9	3	0-0	.000	0-0	.000	0-0	.000	0	0	0	0	0	0	0	0	0	0.0
Idaho State	12/16	2	1-1	1.000	0-0	.000	0-0	.000	0	0	0	0	0	0	1	0	2	0.9
at Missouri State	12/20	2	0-1	.000	0-0	.000	0-0	.000	0	0	0	0	0	0	1	1	0	0.8
vs. Nevada	12/21	17	1-6	.167	0-1	.000	0-0	.000	2	1	3	2	1	0	3	2	2	0.9
at TCU	12/30	1	0-0	.000	0-0	.000	0-0	.000	0	1	1	0	0	0	0	0	0	0.8
Oklahoma	1/3	1	0-0	.000	0-0	.000	0-0	.000	0	0	0	0	0	0	0	0	0	0.8
Iowa State	1/6																	DID NOT PLAY
at Houston	1/10	1	0-0	.000	0-0	.000	0-0	.000	0	0	0	0	0	0	0	0	0	0.7
Cincinnati	1/13	2	1-3	.333	0-1	.000	0-0	.000	2	1	3	0	0	0	0	0	2	0.8
at Oklahoma State	1/17																	
Texas Tech	1/20																	
at Kansas State	1/27																	
at Kansas	1/31																	
West Virginia	2/3																	
Baylor	2/7																	
at Cincinnati	2/10																	
at UCF	2/13																	
Kansas	2/17																	
TCU	2/21																	
at Iowa State	2/25																	
Houston	2/28																	
at Texas	3/2																	
Big 12 1st Round	3/7																	
Big 12 2nd Round	3/8																	
Big 12 Quarterfinals	3/9																	
Big 12 Semifinals	3/11																	
Big 12 Championship	3/12																	

**CAREER STATISTICS**

YEAR	GP-GS	MPG	FG-FGA	PCT	3FG-A	PCT	FT-FTA	PCT	OFF-DEF-REB	R/GM	PF-D	A	A/GM	TO	BLK	B/GM	STL	S/GM	PTS	AVG
2023-2024	16-0	4.2	5-20	.250	0-4	.000	3-8	.375	5-5-10	0.6	13-0	4	0.3	9	1	0.1	0	0.0	13	0.8
--	--	--	--	--	--	--	--	--	--	--	--	--	--	--	--	--	--	--	--	--
--	--	--	--	--	--	--	--	--	--	--	--	--	--	--	--	--	--	--	--	--
--	--	--	--	--	--	--	--	--	--	--	--	--	--	--	--	--	--	--	--	--
<b>TOTAL</b>	<b>16-0</b>	<b>4.2</b>	<b>5-20</b>	<b>.250</b>	<b>0-4</b>	<b>.000</b>	<b>3-8</b>	<b>.375</b>	<b>5-5-10</b>	<b>0.6</b>	<b>13-0</b>	<b>4</b>	<b>0.3</b>	<b>9</b>	<b>1</b>	<b>0.1</b>	<b>0</b>	<b>0.0</b>	<b>13</b>	<b>0.8</b>

**BIG 12 CAREER STATISTICS**

YEAR	GP-GS	MPG	FG-FGA	PCT	3FG-A	PCT	FT-FTA	PCT	OFF-DEF-REB	R/GM	PF-D	A	A/GM	TO	BLK	B/GM	STL	S/GM	PTS	AVG
2023-24	4-0	1.5	1-3	.333	0-1	.000	0-0	.000	2-2-4	4.0	0-0	0	0.0	0	0	0.0	0	0.0	2	0.5
--	--	--	--	--	--	--	--	--	--	--	--	--	--	--	--	--	--	--	--	--
<b>TOTAL</b>	<b>4-0</b>	<b>1.5</b>	<b>1-3</b>	<b>.333</b>	<b>0-1</b>	<b>.000</b>	<b>0-0</b>	<b>.000</b>	<b>2-2-4</b>	<b>4.0</b>	<b>0-0</b>	<b>0</b>	<b>0.0</b>	<b>0</b>	<b>0</b>	<b>0.0</b>	<b>0</b>	<b>0.0</b>	<b>2</b>	<b>0.5</b>



5



ARIELLE MACKEY-WILLIAMS

JUNIOR | 5-9 | GUARD | NGATI POROU, NEW ZEALAND | TAI WANANGA KI RUAKURA 2023-24

Mackey-Williams will miss the 2023-24 season with a knee injury sustained over the summer.

High School

Prepped at Tai Wananga Ki Ruakura in New Zealand ... Won 2021 New Zealand Maori Women's National Tournament ... Selected to 2021 New Zealand Tall Ferns camp ... Won 2020 New Zealand 3x3 Women's national basketball tournament with Auckland Dream ... Selected to Junior Tall Ferns New Zealand Women's Team ... Captained the U17 New Zealand U-17 team and named to the All-State 5 team ... 2019 WNBL Melbourne Boomers Development Squad ... 2018 NZ Under 18 3x3 Asia Cup Tournament, finish second to China and selected as the youngest player on the All-Tournament team at age 15 ...

Personal

Parents are Dawn Lavery and Joe Mackey ... Youngest of four children ... Majoring in sports media and journalism

2022-23

Was the third-leading scorer for the Cougars at 8.8 points per game on 41.0 percent shooting ... Started 24 of 32 games in 2022-23 while averaging 30.3 minutes per game Dished out 2.1 assists per game

2021-22

Played in 20 games ... Averaged 2.2 points per game in 7.7 minutes ... Season-high 9 points at Montana State ... Scored 7 points at Pacific ... Was a perfect 8 of 8 from the free-throw line ... Had 18 assists on the season, including 4 against Boise State and 4 at LMU ... Posted 3 rebounds against Boise State and Pepperdine ...

2023-24 GAME-BY-GAME

Table with columns: OPPONENT, DATE, MIN, FG-FGA, PCT, 3FG-FGA, PCT, FT-FTA, PCT, OFF, DEF, REB, AST, BLK, STL, PF, TO, PTS, AVG. Lists games from Montana State to Big 12 Championship.

Instagram: ariellemackey Twitter: ariellemackey TikTok: ariellemackey

SEASON HIGHS table with categories: Points, Rebounds, Assists, Steals, Blocks, Field Goals, 3-Pointers, Free Throws, Minutes.

CAREER HIGHS table with categories: Points, Rebounds, Assists, Steals, Blocks, Field Goals, 3-Pointers, Free Throws, Minutes.

PRODUCTION TRACKER table with categories: Had a double-double, Scored 10+ points, Scored 20+ points, Led BYU in scoring, Led BYU in rebounds, Led BYU in assists, Led BYU in blocks, Led BYU in steals, Made 5+ FGs, Made 3+ 3-pt FGs, Had 3+ assists, Had 5+ assists, Had 7+ assists, Had 5+ rebounds.

CAREER STATISTICS

Career statistics table with columns: YEAR, GP-GS, MPG, FG-FGA, PCT, 3FG-A, PCT, FT-FTA, PCT, OFF-DEF-REB, R/GM, PF-D, A, A/GM, TO, BLK, B/GM, STL, S/GM, PTS, AVG.

BIG 12 CAREER STATISTICS

Big 12 career statistics table with columns: YEAR, GP-GS, MPG, FG-FGA, PCT, 3FG-A, PCT, FT-FTA, PCT, OFF-DEF-REB, R/GM, PF-D, A, A/GM, TO, BLK, B/GM, STL, S/GM, PTS, AVG.



10

# KAILEY WOOLSTON



FRESHMAN | 5-11 | GUARD | HIGHLAND, UTAH | LONE PEAK HIGH SCHOOL

**2023-24**

Named Big 12 Freshman of the Week (Nov. 20 & Nov. 27), the first Big 12 basketball weekly honors earned by a BYU Cougar, man or woman.

**Personal**

Born in Highland, Utah ... Daughter of Spencer and Megan Woolston ... Her father, Spencer played football at Snow College (1995 & 1998) and her mother, Megan played basketball at Southern Utah (1998-2002) ... Also recruited by Iowa, Marquette, Oklahoma State, Utah, Wake Forest

**High School**

2023 Utah Gatorade Player of the Year ... 2023 Utah Miss Basketball ... 2023 Max Preps All-American ... 2023 Ball is Life All-American ... 2023 SB Live All-American ... 2023 National State Champions Invitational Most Valuable Player ... 2023 Utah 6A State Champion ... 2023 National State Champions Invitational Runner-up ... 2022 Utah 6A Most Valuable Player  
2022 Utah 6A State Champion ... 4x Utah 6A Region 4 Champions (2020, 2021, 2022, 2023) ... 3x Utah 6A Region 4 Most Valuable Player (2021, 2022, 2023) ... 4x Utah 6A All-State First Team Selection ... 2023 Academic All-State

**2023-24 GAME-BY-GAME**

OPPONENT	DATE	MIN.	FG-FGA	PCT	3FG-FGA	PCT	FT-FTA	PCT	OFF	DEF	REB	AST	BLK	STL	PF	TO	PTS	AVG
at Montana State	11/7	38	5-11	.455	3-9	.333	0-0	0.000	1	2	3	1	1	1	3	2	13	13.0
Weber State	11/10	32	5-8	.625	3-5	.600	3-4	.750	0	2	2	2	0	1	1	3	16	14.5
Utah Valley	11/14	35	7-11	.636	4-7	.571	1-2	.500	1	9	10	1	0	1	2	6	19	16.0
vs. Wake Forest	11/18	33	7-10	.700	4-6	.667	0-0	0.000	0	6	6	1	0	0	2	2	18	16.5
vs. Saint Louis	11/21	33	7-14	.500	5-7	.714	0-0	0.000	2	3	5	1	0	1	4	4	19	17.0
LMU	11/25	34	7-9	.778	4-5	.800	0-2	0.000	1	5	6	3	0	2	2	1	18	17.2
at Wyoming	11/28	31	3-6	.500	1-2	.500	1-2	.500	1	2	3	0	1	0	2	2	8	15.9
Iowa State (1/6/24)	12/2	33	7-10	.700	1-2	.500	2-2	1.000	0	1	1	1	0	2	2	2	17	16.0
Utah State	12/5	35	3-11	.272	1-4	.250	1-2	.500	2	2	4	5	0	3	2	4	8	15.1
Boise State	12/9	30	7-11	.636	4-4	1.000	0-0	0.000	0	1	1	3	0	1	2	0	18	15.4
Idaho State	12/16	44	2-9	.222	2-8	.250	6-6	1.000	1	0	1	6	0	2	3	4	12	15.1
at Missouri State	12/20	39	2-7	.286	1-5	.200	6-6	1.000	3	1	4	3	0	0	2	2	11	14.8
vs. Nevada	12/21	36	2-6	.333	2-5	.400	6-6	1.000	0	2	2	6	1	0	2	6	12	14.5
at TCU	12/30	37	6-14	.429	3-8	.375	0-0	0.000	1	0	1	4	0	1	3	0	15	14.6
Oklahoma	1/3	34	4-11	.364	4-9	.444	2-2	1.000	0	1	1	4	0	1	3	4	14	14.5
Iowa State	1/6	38	7-11	.636	4-6	.667	0-0	0.000	0	1	1	1	0	0	2	1	18	14.8
at Houston	1/10	33	0-6	.000	0-0	.000	4-4	1.000	0	4	4	1	0	1	5	3	4	14.1
Cincinnati	1/13	38	4-14	.286	3-9	.333	1-2	.500	2	3	5	1	1	0	3	0	12	
at Oklahoma State	1/17																	
Texas Tech	1/20																	
at Kansas State	1/27																	
at Kansas	1/31																	
West Virginia	2/3																	
Baylor	2/7																	
at Cincinnati	2/10																	
at UCF	2/13																	
Kansas	2/17																	
TCU	2/21																	
at Iowa State	2/25																	
Houston	2/28																	
at Texas	3/2																	
BBig 12 1st Round	3/7																	
Big 12 2nd Round	3/8																	
Big 12 Quarterfinals	3/9																	
Big 12 Semifinals	3/11																	
Big 12 Championship	3/12																	

Instagram: [kailewv\\_basketball](#)  
Twitter: [KaileyWoolston](#)

SEASON HIGHS

Points: 19 (x2) vs. Saint Louis (11/21/23)  
Rebounds: 10 Utah Valley (11/14/23)  
Assists: 6 (x2) vs. Nevada (12/21/23)  
Steals: 3 Utah State (12/5/23)  
Blocks: 1 (x4) Cincinnati (1/13/24)  
Field Goals: 7 (x7) Iowa State (1/6/24)  
3-Pointers: 5 vs. Saint Louis (11/21/23)  
Free Throws: 6 (x3) vs. Nevada (12/21/23)  
Minutes: 44 (OT) Idaho State (12/16/23)

CAREER HIGHS

Points: 19 (x2) vs. Saint Louis (11/21/23)  
Rebounds: 10 Utah Valley (11/14/23)  
Assists: 6 (x2) vs. Nevada (12/21/23)  
Steals: 3 Utah State (12/5/23)  
Blocks: 1 (x4) Cincinnati (1/13/24)  
Field Goals: 7 (x7) Iowa State (1/6/24)  
3-Pointers: 5 vs. Saint Louis (11/21/23)  
Free Throws: 6 (x3) vs. Nevada (12/21/23)  
Minutes: 44 (OT) Idaho State (12/16/23)

PRODUCTION TRACKER

2023-24	Career
Had a double-double	1 (1-0)
Scored 10+ points	15 (10-5)
Scored 20+ points	-(0-0)
Led BYU in scoring	8 (5-3)
Led BYU in rebounds	-(0-0)
Led BYU in assists	4 (3-1)
Led BYU in steals	1 (0-1)
Led BYU in blocks	1 (1-0)
Made 5+ FGs	10 (7-3)
Made 7+ FGs	7 (5-2)
Made 3+ 3-pt FGs	11 (8-3)
Made 5+ 3-pt FGs	2 (2-0)
Had 3+ assists	8 (5-3)
Had 5+ rebounds	5 (5-0)

CAREER STATISTICS


YEAR	GP-GS	MPG	FG-FGA	PCT	3FG-A	PCT	FT-FTA	PCT	OFF-DEF-REB	R/GM	PF-D	A	A/GM	TO	BLK	B/GM	STL	S/GM	PTS	AVG
2023-2024	18-18	35.2	85-179	.475	49-105	.467	33-40	.825	15-45-60	3.3	45-1	44	2.4	46	4	0.2	17	0.9	252	14.0
---	---	---	---	---	---	---	---	---	---	---	---	---	---	---	---	---	---	---	---	---
---	---	---	---	---	---	---	---	---	---	---	---	---	---	---	---	---	---	---	---	---
---	---	---	---	---	---	---	---	---	---	---	---	---	---	---	---	---	---	---	---	---
<b>TOTAL</b>	<b>18-18</b>	<b>35.2</b>	<b>85-179</b>	<b>.475</b>	<b>49-105</b>	<b>.467</b>	<b>33-40</b>	<b>.825</b>	<b>15-45-60</b>	<b>3.3</b>	<b>45-1</b>	<b>44</b>	<b>2.4</b>	<b>46</b>	<b>4</b>	<b>0.2</b>	<b>17</b>	<b>0.9</b>	<b>252</b>	<b>14.0</b>

BIG 12 CAREER STATISTICS

YEAR	GP-GS	MPG	FG-FGA	PCT	3FG-A	PCT	FT-FTA	PCT	OFF-DEF-REB	R/GM	PF-D	A	A/GM	TO	BLK	B/GM	STL	S/GM	PTS	AVG
2023-24	5-5	35.9	21-56	.375	14-36	.389	7-8	.875	3-8-11	2.2	16-1	11	2.2	8	1	0.2	2	0.4	63	12.6
---	---	---	---	---	---	---	---	---	---	---	---	---	---	---	---	---	---	---	---	---
---	---	---	---	---	---	---	---	---	---	---	---	---	---	---	---	---	---	---	---	---
<b>TOTAL</b>	<b>5-5</b>	<b>35.9</b>	<b>21-56</b>	<b>.375</b>	<b>14-36</b>	<b>.389</b>	<b>7-8</b>	<b>.875</b>	<b>3-8-11</b>	<b>2.2</b>	<b>16-1</b>	<b>11</b>	<b>2.2</b>	<b>8</b>	<b>1</b>	<b>0.2</b>	<b>2</b>	<b>0.4</b>	<b>63</b>	<b>12.6</b>







# KAYLEE SMILER

GRADUATE | 5-8 | GUARD | HAMILTON, NEW ZEALAND | MELLVILLE HIGH SCHOOL

**2022-23**

Started 29 games while appearing in 31 of 33 total games in 2022-23 ... Scored 7.2 points per game on 44.7 percent shooting, going 46.7 percent from behind the arc to lead BYU ... Recorded 27 blocks and 22 steals during her junior campaign ...

**2021-22**

Played in 22 games ... Averaged 2.5 points, 1.1 rebounds and 1.0 assists in 12.2 minutes per game ... Shot 39.6 percent from the field ... Totaled 21 assists, including three against Pepperdine and LMU ... Made 10 of 32 from behind the arc

**2020-21**

Played in 24 games, averaging 16.3 minutes per contest ... Posted the second-highest 3-point percentage on the team (.392), knocking down 20 of her 51 attempts ... Averaged 3.1 points, 1.0 assists, 1.0 rebounds and 0.7 steals per game ... Ranked eighth in the WCC in assist/turnover ratio (1.6)

**High School**

Four-year letterwinner ... Three-time Team MVP 2015, 2016 and 2017 ... Named to Tournament Team in 2017 ... Team placed fourth at National Competition in 2017 ... Played on the Waikato U19 and U23 Club Team ... Team finished first at U19 National Competition in 2017 ... Team finished first at U23 National Competition ... Named to U19 Tournament Team in 2017 ... Played four different sports in high school

**Personal**

Daughter of Phillip and Loanna Smiler ... Has three brothers and a sister ... Played with her sister on Single A national championship team ... Served as student body president at Melville HS in 2017 ... Also plays piano and sax Loves Polynesian dancing ... Human Resource Management major, working on master's degree in biology

Instagram: [kaylee\\_smiler](#)  
Twitter: [KayleeSmiler](#)  
TikTok: [kaylee\\_smiler](#)

SEASON HIGHS

Points:	17	Idaho State (12/16/23)
Rebounds:	5 (x2)	at Utah (12/2/23)
Assists:	7 (x2)	Cincinnati (1/13/24)
Steals:	4 (x2)	at Missouri State (12/20/23)
Blocks:	4	Weber State (11/10/23)
Field Goals:	5 (x2)	at Houston (1/10/24)
3-Pointers:	4	at Houston (1/10/24)
Free Throws:	5 (x3)	Oklahoma (1/3/24)
Minutes:	39 (x2)	at TCU (12/30/23)

CAREER HIGHS

Points:	19	at Saint Mary's (1/18/20)
Rebounds:	6 (x3)	San Francisco (2/18/23)
Assists:	8	at LMU (1/12/23)
Steals:	4 (x3)	at Missouri State (12/20/23)
Blocks:	4 (x2)	Weber State (11/10/23)
Field Goals:	7 (x3)	Ball State (11/26/22)
3-Pointers:	4 (x3)	at Houston (1/10/24)
Free Throws:	6	Oklahoma (11/15/22)
Minutes:	40 (2x)	vs. Washington St. (11/18/22)

PRODUCTION TRACKER

Had a double-double	– (0-0)	Career	– (0-0)
Scored 10+ points	6 (4-2)		15 (8-7)
Scored 20+ points	– (0-0)		0 (0-0)
Led BYU in scoring	1 (0-1)		1
Led BYU in rebounds	– (0-0)		–
Led BYU in assists	6 (5-1)		6
Led BYU in steals	1 (0-1)		1
Led BYU in blocks	7 (4-3)		7
Made 5+ FGs	2 (1-1)		5 (3-2)
Made 3+ 3-pt FGs	4 (2-2)		7 (5-2)
Had 3+ assists	9 (7-2)		23 (16-7)
Had 5+ assists	7 (6-1)		7 (6-1)
Had 2+ blocks	5 (4-1)		13 (10-3)
Had 2+ steals	7 (4-3)		15 (11-4)

**2023-24 GAME-BY-GAME**

OPPONENT	DATE	MIN.	FG-FGA	PCT	3FG-FGA	PCT	FT-FTA	PCT	OFF	DEF	REB	AST	BLK	STL	PF	TO	PTS	AVG
at Montana State	11/7	39	4-6	.667	3-3	1.000	3-4	.750	0	3	3	0	0	4	3	0	14	14.0
Weber State	11/10	36	4-6	.667	2-3	.667	0-0	.000	1	5	6	5	4	0	2	2	10	12.0
Utah Valley	11/14	30	0-7	.000	0-0	.000	0-0	.000	1	1	2	5	0	1	4	0	0	8.7
vs. Wake Forest	11/18	32	3-3	1.000	3-3	1.000	1-2	.500	0	1	1	3	1	2	1	4	10	8.5
vs. Saint Louis	11/21	36	2-5	.400	1-3	.333	0-0	.000	1	3	4	5	0	1	3	1	5	7.8
LMU	11/25	33	3-5	.600	1-3	.333	1-2	.500	0	2	2	7	3	1	1	0	8	7.8
at Wyoming	11/28	38	1-5	.200	0-2	.000	0-0	.000	0	0	0	2	1	2	2	1	2	7.0
at Utah	12/2	36	1-1	1.000	1-1	1.000	1-2	.500	1	4	5	4	0	2	1	2	4	6.6
Utah State	12/5	35	2-4	.500	2-3	.667	1-2	.500	0	3	3	3	1	2	5	3	7	6.7
Boise State	12/9	34	3-6	.500	2-2	1.000	0-2	.000	0	2	2	5	2	2	3	3	8	4.1
Idaho State	12/16	37	5-7	.714	2-4	.500	5-6	.833	0	3	3	2	3	0	4	3	17	7.7
at Missouri State	12/20	38	2-4	.500	1-1	1.000	0-0	.000	0	0	0	0	2	1	4	3	7	7.5
vs. Nevada	12/21																	7.5
DID NOT PLAY (INJURY)																		
at TCU	12/30	39	2-5	.400	1-2	.500	5-7	.714	0	0	0	5	1	0	3	4	9	7.6
Oklahoma	1/3	36	2-6	.333	2-4	.500	5-6	.833	1	2	3	4	1	1	0	4	11	7.9
Iowa State	1/6	33	3-9	.333	3-6	.500	0-0	.000	0	2	2	3	2	1	4	2	9	7.9
at Houston	1/10	35	5-7	.714	4-5	.800	1-2	.500	0	1	1	2	0	0	4	3	15	8.4
Cincinnati	1/13	37	2-2	1.000	1-1	1.000	4-6	.667	0	1	1	7	0	0	3	4	9	8.4
at Oklahoma State	1/17																	
Texas Tech	1/20																	
at Kansas State	1/27																	
at Kansas	1/31																	
West Virginia	2/3																	
Baylor	2/7																	
at Cincinnati	2/10																	
at UCF	2/13																	
Kansas	2/17																	
TCU	2/21																	
at Iowa State	2/25																	
Houston	2/28																	
at Texas	3/2																	
Big 12 1st Round	3/7																	
Big 12 2nd Round	3/8																	
Big 12 Quarterfinals	3/9																	
Big 12 Semifinals	3/11																	
Big 12 Championship	3/12																	

**CAREER STATISTICS**

YEAR	GP-GS	MPG	FG-FGA	PCT	3FG-A	PCT	FT-FTA	PCT	OFF-DEF-REB	R/GM	PF-D	A	A/GM	TO	BLK	B/GM	STL	S/GM	PTS	AVG
2019-2020	27-0	9.3	17-44	.386	11-28	.393	3-6	.500	9-35-44	1.6	23-0	21	0.8	17	3	0.1	7	0.3	48	1.8
2020-2021	24-0	16.3	26-66	.394	20-51	.392	2-2	1.000	3-21-24	1.0	30-0	25	1.0	26	7	0.3	16	0.7	74	3.1
2021-2022	22-0	12.2	19-48	.396	10-32	.313	6-8	.750	5-20-25	1.1	22-0	21	1.0	9	3	0.1	10	0.5	54	2.5
2022-2023	31-29	32.1	70-155	.452	45-96	.469	42-53	.788	12-46-58	1.9	82-4	64	2.1	47	28	0.9	24	0.8	227	7.3
2023-2024	17-17	35.5	44-88	.500	28-49	.571	27-41	.659	5-33-38	2.2	43-1	64	3.8	43	20	1.2	23	1.4	143	8.4
<b>TOTAL</b>	<b>121-46</b>	<b>20.7</b>	<b>176-401</b>	<b>.439</b>	<b>114-256</b>	<b>.445</b>	<b>80-110</b>	<b>.727</b>	<b>34-155-189</b>	<b>1.6</b>	<b>200-5</b>	<b>195</b>	<b>1.6</b>	<b>132</b>	<b>61</b>	<b>0.5</b>	<b>80</b>	<b>0.7</b>	<b>546</b>	<b>4.5</b>

**BIG 12 CAREER STATISTICS**

YEAR	GP-GS	MPG	FG-FGA	PCT	3FG-A	PCT	FT-FTA	PCT	OFF-DEF-REB	R/GM	PF-D	A	A/GM	TO	BLK	B/GM	STL	S/GM	PTS	AVG
2023-24	5-5	35.9	14-29	.483	10-18	.556	15-21	.714	1-6-7	1.4	11-0	21	4.2	17	4	0.8	2	0.4	53	10.6
<b>TOTAL</b>	<b>5-5</b>	<b>35.9</b>	<b>14-29</b>	<b>.483</b>	<b>10-18</b>	<b>.556</b>	<b>15-21</b>	<b>.714</b>	<b>1-6-7</b>	<b>1.4</b>	<b>11-0</b>	<b>21</b>	<b>4.2</b>	<b>17</b>	<b>4</b>	<b>0.8</b>	<b>2</b>	<b>0.4</b>	<b>53</b>	<b>10.6</b>





15



# MCKINLEY WILLARDSON

FRESHMAN | 6-1 | FORWARD | CORONA, CALIFORNIA | SANTIAGO HIGH SCHOOL

**High School**

Four-year starter and team captain at Santiago High School... California Division I All-State Honoree...Led her team to the 2023 California Division I State Championship...Scored 12.1 points while grabbing 8.9 rebounds per contest during her senior year...Citrus Belt Area Female Athlete of the Year... Holds her high school single-game scoring record with 48 points (as a sophomore)...Averaged 23 points, 12 rebounds and 3 blocks per game in the California State playoffs... Played for EYBL "Team Why Not," sponsored by Air Jordan ...4x All-Conference Scholar Athlete with a 4.0 GPA...Also recruited by St. Mary's, Portland State, San Jose St, Idaho State, Cal State Northridge, Utah Valley, Sacramento State, Cal State Monterey, Cal State Bakersfield and Cal Poly Pomona

**Personal**

Daughter of Chad and Amber Willardson...Oldest of five children...Cousins Kristen Riley, Lauren Riley and Taylor Maughan played basketball at BYU...Earned the National Seal of Biliiteracy (Spanish) in 2023...Played volleyball and lacrosse in high school...Enjoys surfing, snow skiing, flying planes, painting, concerts and plays



Instagram: [mckinleyravy](#)  
LinkedIn: [McKinley Willardson](#)

**SEASON HIGHS**

Points:	2	Weber State (11/10/23)
Rebounds:	1	Weber State (11/10/23)
Assists:	-	
Steals:	-	
Blocks:	-	
Field Goals:	1	Weber State (11/10/23)
3-Pointers:	-	
Free Throws:	1	Oklahoma (1/3/24)
Minutes:	2	vs. Wake Forest (11/18/23)

**CAREER HIGHS**

Points:	2	Weber State (11/10/23)
Rebounds:	1	Weber State (11/10/23)
Assists:	-	
Steals:	-	
Blocks:	-	
Field Goals:	1	Weber State (11/10/23)
3-Pointers:	-	
Free Throws:	1	Oklahoma (1/3/24)
Minutes:	2	vs. Wake Forest (11/18/23)

**PRODUCTION TRACKER**

Had a double-double	- (0-0)	- (0-0)
Scored 10+ points	- (0-0)	- (0-0)
Scored 20+ points	- (0-0)	- (0-0)
Led BYU in scoring	- (0-0)	- (0-0)
Led BYU in rebounds	- (0-0)	- (0-0)
Led BYU in assists	- (0-0)	- (0-0)
Led BYU in steals	- (0-0)	- (0-0)
Led BYU in blocks	- (0-0)	- (0-0)
Made 5+ FGs	- (0-0)	- (0-0)
Made 3+ 3-pt FGs	- (0-0)	- (0-0)
Had 3+ assists	- (0-0)	- (0-0)
Had 3+ blocks	- (0-0)	- (0-0)
Had 5+ rebounds	- (0-0)	- (0-0)
Had 10+ rebounds	- (0-0)	- (0-0)

**2023-24 GAME-BY-GAME**

OPPONENT	DATE	MIN.	FG-FGA	PCT	3FG-FGA	PCT	FT-FTA	PCT	OFF	DEF	REB	AST	BLK	STL	PF	TO	PTS	AVG
at Montana State	11/7																	
Weber State	11/10	1	1-1	1.000	0-0	.000	0-0	.000	1	0	1	0	0	0	0	2	2	2.0
Utah Valley	11/14																	
vs. Wake Forest	11/18	2	0-0	.000	0-0	.000	0-0	.000	0	0	0	1	0	0	0	1	0	1.0
vs. Saint Louis	11/21																	
LMU	11/25																	
at Wyoming	11/28																	
at Utah	12/2																	
Utah State	12/5																	
Boise State	12/9	1	0-0	.000	0-0	.000	0-0	.000	0	0	0	0	0	0	0	0	0	0.7
Idaho State	12/16																	
at Missouri State	12/20																	
vs. Nevada	12/21																	
at TCU	12/30																	
Oklahoma	1/3	1	0-0	.000	0-0	.000	1-2	.500	0	0	0	0	0	0	0	1	0	0.8
Iowa State	1/6																	
at Houston	1/10																	
Cincinnati	1/13																	
at Oklahoma State	1/17																	
Texas Tech	1/20																	
at Kansas State	1/27																	
at Kansas	1/31																	
West Virginia	2/3																	
Baylor	2/7																	
at Cincinnati	2/10																	
at UCF	2/13																	
Kansas	2/17																	
TCU	2/21																	
at Iowa State	2/25																	
Houston	2/28																	
at Texas	3/2																	
Big 12 1st Round	3/7																	
Big 12 2nd Round	3/8																	
Big 12 Quarterfinals	3/9																	
Big 12 Semifinals	3/11																	
Big 12 Championship	3/12																	

CAREER STATISTICS																				
YEAR	GP-GS	MPG	FG-FGA	PCT	3FG-A	PCT	FT-FTA	PCT	OFF-DEF-REB	R/GM	PF-D	A	A/GM	TO	BLK	B/GM	STL	S/GM	PTS	AVG
2023-2024	4-0	1.5	1-1	1.000	0-0	.000	1-2	.500	1-0-1	0.3	0-0	1	0.3	1	0	0.0	0	0.0	3	0.8
--	--	--	--	--	--	--	--	--	--	--	--	--	--	--	--	--	--	--	--	--
--	--	--	--	--	--	--	--	--	--	--	--	--	--	--	--	--	--	--	--	--
--	--	--	--	--	--	--	--	--	--	--	--	--	--	--	--	--	--	--	--	--
<b>TOTAL</b>	<b>4-0</b>	<b>1.5</b>	<b>1-1</b>	<b>1.000</b>	<b>0-0</b>	<b>.000</b>	<b>1-2</b>	<b>.500</b>	<b>1-0-1</b>	<b>0.3</b>	<b>0-0</b>	<b>1</b>	<b>0.3</b>	<b>1</b>	<b>0</b>	<b>0.0</b>	<b>0</b>	<b>0.0</b>	<b>3</b>	<b>0.8</b>

BIG 12 CAREER STATISTICS																				
YEAR	GP-GS	MPG	FG-FGA	PCT	3FG-A	PCT	FT-FTA	PCT	OFF-DEF-REB	R/GM	PF-D	A	A/GM	TO	BLK	B/GM	STL	S/GM	PTS	AVG
2023-24	1-0	1.2	0-0	.000	0-0	.000	1-2	.500	0-0-0	0.0	0-0	0	0.0	0	0	0.0	0	0.0	1	1.0
<b>TOTAL</b>	<b>1-0</b>	<b>1.2</b>	<b>0-0</b>	<b>.000</b>	<b>0-0</b>	<b>.000</b>	<b>1-2</b>	<b>.500</b>	<b>0-0-0</b>	<b>0.0</b>	<b>0-0</b>	<b>0</b>	<b>0.0</b>	<b>0</b>	<b>0</b>	<b>0.0</b>	<b>0</b>	<b>0.0</b>	<b>1</b>	<b>1.0</b>





# MARINA MATA

FRESHMAN | 6-1 | FORWARD | BARBASTRO, SPAIN | INSTITUTO JOAQUIM BLUME EN BARCELONA

**Before BYU**  
 Played for the U18 Spanish National Team in the U18 Women's European Championship where she helped Spain earn a bronze medal in the tournament while averaging 11.2 points, 6.5 rebounds and 0.8 assists.

**Personal**  
 Daughter of Patricia y Miguel Ángel...Has a brother named Sergio...Played for the Spanish World Cup Team...Working on a degree in psychology

In Spain's win over Latvia in the opening round, Mata went 6-for-6 from the field to total 16 points, 9 rebounds, two assists and two blocks.

Instagram: [mariinamata\\_](#)  
 Twitter: [mariinamata\\_](#)  
 TikTok: [mariinamata\\_](#)

**SEASON HIGHS**

Points:	2	vs. Wake Forest (11/18/23)
Rebounds:	1	vs. Wake Forest (11/18/23)
Assists:	—	
Steals:	—	
Blocks:	—	
Field Goals:	—	
3-Pointers:	—	
Free Throws:	2	vs. Wake Forest (11/18/23)
Minutes:	8	Weber State (11/10/23)

**CAREER HIGHS**

Points:	2	vs. Wake Forest (11/18/23)
Rebounds:	1	vs. Wake Forest (11/18/23)
Assists:	—	
Steals:	—	
Blocks:	—	
Field Goals:	—	
3-Pointers:	—	
Free Throws:	2	vs. Wake Forest (11/18/23)
Minutes:	8	Weber State (11/10/23)

**PRODUCTION TRACKER**

	2023-24	Career
Had a double-double	— (0-0)	— (0-0)
Scored 10+ points	— (0-0)	— (0-0)
Scored 20+ points	— (0-0)	— (0-0)
Led BYU in scoring	— (0-0)	— (0-0)
Led BYU in rebounds	— (0-0)	— (0-0)
Led BYU in assists	— (0-0)	— (0-0)
Led BYU in steals	— (0-0)	— (0-0)
Led BYU in blocks	— (0-0)	— (0-0)
Made 5+ FGs	— (0-0)	— (0-0)
Made 3+ 3-pt FGs	— (0-0)	— (0-0)
Had 3+ assists	— (0-0)	— (0-0)
Had 3+ blocks	— (0-0)	— (0-0)
Had 5+ rebounds	— (0-0)	— (0-0)
Had 10+ rebounds	— (0-0)	— (0-0)

**2023-24 GAME-BY-GAME**

OPPONENT	DATE	MIN.	FG-FGA	PCT	3FG-FGA	PCT	FT-FTA	PCT	OFF	DEF	REB	AST	BLK	STL	PF	TO	PTS	AVG
at Montana State	11/7																	
Weber State	11/10	8	0-1	.000	0-1	.000	0-0	.000	0	0	0	0	0	0	0	0	0	0.0
Utah Valley	11/14	1	0-0	.000	0-0	.000	0-0	.000	0	0	0	0	0	0	0	0	0	0.0
vs. Wake Forest	11/18	6	0-1	.000	0-0	.000	2-2	1.000	0	1	1	0	0	0	3	2	2	0.6
vs. Saint Louis	11/21	2	0-0	.000	0-0	.000	0-0	.000	0	0	0	0	0	0	1	1	0	0.5
LMU	11/25																	
at Wyoming	11/28																	
at Utah	12/2	1	0-0	.000	0-0	.000	0-0	.000	0	0	0	0	0	0	0	0	0	0.4
Utah State	12/5	1	0-0	.000	0-0	.000	0-0	.000	0	0	0	0	0	0	0	0	0	0.3
Boise State	12/9	2	0-0	.000	0-0	.000	0-0	.000	0	0	0	0	0	0	0	1	0	0.3
Idaho State	12/16																	
at Missouri State	12/20																	
vs. Nevada	12/21	1	0-0	.000	0-0	.000	0-0	.000	0	0	0	0	0	0	0	0	0	0.3
at TCU	12/30	1	0-0	.000	0-0	.000	0-0	.000	0	0	0	0	0	0	0	0	0	0.2
Oklahoma	1/3	1	0-0	.000	0-0	.000	0-0	.000	0	0	0	0	0	0	0	0	0	0.2
Iowa State	1/6																	
at Houston	1/10																	
Cincinnati	1/13																	
at Oklahoma State	1/17																	
Texas Tech	1/20																	
at Kansas State	1/27																	
at Kansas	1/31																	
West Virginia	2/3																	
Baylor	2/7																	
at Cincinnati	2/10																	
at UCF	2/13																	
Kansas	2/17																	
TCU	2/21																	
at Iowa State	2/25																	
Houston	2/28																	
at Texas	3/2																	
Big 12 1st Round	3/7																	
Big 12 2nd Round	3/8																	
Big 12 Quarterfinals	3/9																	
Big 12 Semifinals	3/11																	
Big 12 Championship	3/12																	

**CAREER STATISTICS**

YEAR	GP-GS	MPG	FG-FGA	PCT	3FG-A	PCT	FT-FTA	PCT	OFF-DEF-REB	R/GM	PF-D	A	A/GM	TO	BLK	B/GM	STL	S/GM	PTS	AVG
2023-2024	10-0	2.3	0-2	.000	0-1	.000	2-2	1.000	0-1-1	0.1	4-0	0	0.0	4	0	0.0	0	0.0	2	0.2
—	—	—	—	—	—	—	—	—	—	—	—	—	—	—	—	—	—	—	—	—
—	—	—	—	—	—	—	—	—	—	—	—	—	—	—	—	—	—	—	—	—
—	—	—	—	—	—	—	—	—	—	—	—	—	—	—	—	—	—	—	—	—
—	—	—	—	—	—	—	—	—	—	—	—	—	—	—	—	—	—	—	—	—
<b>TOTAL</b>	<b>10-0</b>	<b>2.3</b>	<b>0-2</b>	<b>.000</b>	<b>0-1</b>	<b>.000</b>	<b>2-2</b>	<b>1.000</b>	<b>0-1-1</b>	<b>0.1</b>	<b>4-0</b>	<b>0</b>	<b>0.0</b>	<b>4</b>	<b>0</b>	<b>0.0</b>	<b>0</b>	<b>0.0</b>	<b>2</b>	<b>0.2</b>

**BIG 12 CAREER STATISTICS**

YEAR	GP-GS	MPG	FG-FGA	PCT	3FG-A	PCT	FT-FTA	PCT	OFF-DEF-REB	R/GM	PF-D	A	A/GM	TO	BLK	B/GM	STL	S/GM	PTS	AVG
2023-24	2-0	1.0	0-0	.000	0-0	.000	0-0	.000	0-0-0	0.0	0-0	0	0-0	0	0	0.0	0	0.0	0	0.0
—	—	—	—	—	—	—	—	—	—	—	—	—	—	—	—	—	—	—	—	—
—	—	—	—	—	—	—	—	—	—	—	—	—	—	—	—	—	—	—	—	—
—	—	—	—	—	—	—	—	—	—	—	—	—	—	—	—	—	—	—	—	—
<b>TOTAL</b>	<b>2-0</b>	<b>1.0</b>	<b>0-0</b>	<b>.000</b>	<b>0-0</b>	<b>.000</b>	<b>0-0</b>	<b>.000</b>	<b>0-0-0</b>	<b>0.0</b>	<b>0-0</b>	<b>0</b>	<b>0.0</b>	<b>0</b>	<b>0</b>	<b>0.0</b>	<b>0</b>	<b>0.0</b>	<b>0</b>	<b>0.0</b>



21



# HEATHER HAMSON

JUNIOR | 6-3 | FORWARD | LINDON, UTAH | PLEASANT GROVE HIGH SCHOOL  
2022-23

Hamson appeared in 21 games for the Cougars during the 2022-23 campaign and contributed 1.1 points on 53.3 percent shooting, 0.4 rebounds per game.

**High School**

Earned Utah 5A All-State selection in 2021 at Pleasant Grove High School...Named to the Utah 5A Academic All-State Team...Also earned All-State honors in volleyball where she led Pleasant Grove to the 2019 5A volleyball state championship

**Personal**

Daughter of David and Tresa...Mother, Tresa Spaulding Hamson, played basketball at BYU from 1983-1987. Heather's sisters Jennifer and Sara also suited up for the BYU women's team...Majoring in exercise science with the desire to go into athletic training

Instagram: [heather\\_hamson21](#)  
Twitter: [heath\\_bar1312](#)

**SEASON HIGHS**

Points: 6 vs. Nevada (12/21/23)  
Rebounds: --  
Assists: 1 Weber State (11/10/23)  
Steals: 1 Weber State (11/10/23)  
Blocks: --  
Field Goals: 3 vs. Nevada (12/21/23)  
3-Pointers: --  
Free Throws: 1 Weber State (11/10/23)  
Minutes: 6 Weber State (11/10/23)

**CAREER HIGHS**

Points: 6 (x3) vs. Nevada (12/21/23)  
Rebounds: 2 (2x) Pepperdine (3/3/23)  
Assists: 1 (6x) LMU (2/11/23)  
Steals: 1 Saint Mary's (12/31/22)  
Blocks: 2 Saint Mary's (12/31/22)  
Field Goals: 3 vs. Nevada (12/21/23)  
3-Pointers: --  
Free Throws: 4 at LMU (1/12/23)  
Minutes: 14 at LMU (1/12/23)

**PRODUCTION TRACKER**

Had a double-double -- (0-0) -- (0-0)  
Scored 10+ points -- (0-0) -- (0-0)  
Scored 20+ points -- (0-0) -- (0-0)  
Led BYU in scoring -- (0-0) -- (0-0)  
Led BYU in rebounds -- (0-0) -- (0-0)  
Led BYU in assists -- (0-0) -- (0-0)  
Led BYU in steals -- (0-0) -- (0-0)  
Led BYU in blocks -- (0-0) -- (0-0)  
Made 5+ FGs -- (0-0) -- (0-0)  
Made 3+ 3-pt FGs -- (0-0) -- (0-0)  
Had 3+ assists -- (0-0) -- (0-0)  
Had 3+ blocks -- (0-0) -- (0-0)  
Had 5+ rebounds -- (0-0) -- (0-0)  
Had 10+ rebounds -- (0-0) -- (0-0)

**2023-24 GAME-BY-GAME**

OPPONENT	DATE	MIN.	FG-FGA	PCT	3FG-FGA	PCT	FT-FTA	PCT	OFF	DEF	REB	AST	BLK	STL	PF	TO	PTS	AVG
at Montana State	11/7	1	0-0	.000	0-0	.000	0-0	.000	0	0	0	0	0	0	0	0	0	0.0
Weber State	11/10	6	1-2	.500	0-0	.000	1-3	.333	0	0	0	0	0	1	0	0	3	1.5
Utah Valley	11/14	1	0-0	.000	0-0	.000	0-0	.000	0	0	0	0	0	0	1	1	0	1.0
vs. Wake Forest	11/18	4	0-1	.000	0-0	.000	0-0	.000	0	3	3	0	1	0	1	0	0	0.8
vs. Saint Louis	11/21	2	0-0	.000	0-0	.000	0-0	.000	0	0	0	0	0	0	0	0	0	0.6
LMU	11/25	2	0-0	.000	0-0	.000	0-0	.000	0	0	0	0	0	0	1	0	0	0.5
at Wyoming	11/28																	DID NOT PLAY
at Utah	12/2	1	0-0	.000	0-0	.000	0-0	.000	0	0	0	0	0	0	0	0	0	0.4
Utah State	12/5																	DID NOT PLAY
Boise State	12/9	2	1-1	1.000	0-0	.000	0-0	.000	0	0	0	0	0	0	0	2	0	0.6
Idaho State	12/16																	DID NOT PLAY
at Missouri State	12/20																	DID NOT PLAY
vs. Nevada	12/21	9	3-3	1.000	0-0	.000	0-0	.000	0	0	0	0	0	0	1	0	6	1.2
at TCU	12/30	5	0-1	.000	0-0	.000	0-0	.000	0	0	0	0	0	0	1	0	0	1.1
Oklahoma	1/3																	DID NOT PLAY
Iowa State	1/6																	DID NOT PLAY
at Houston	1/10																	DID NOT PLAY
Cincinnati	1/13																	DID NOT PLAY
at Oklahoma State	1/17																	DID NOT PLAY
Texas Tech	1/20																	DID NOT PLAY
at Kansas State	1/27																	DID NOT PLAY
at Kansas	1/31																	DID NOT PLAY
West Virginia	2/3																	DID NOT PLAY
Baylor	2/7																	DID NOT PLAY
at Cincinnati	2/10																	DID NOT PLAY
at UCF	2/13																	DID NOT PLAY
Kansas	2/17																	DID NOT PLAY
TCU	2/21																	DID NOT PLAY
at Iowa State	2/25																	DID NOT PLAY
Houston	2/28																	DID NOT PLAY
at Texas	3/2																	DID NOT PLAY
Big 12 1st Round	3/7																	DID NOT PLAY
Big 12 2nd Round	3/8																	DID NOT PLAY
Big 12 Quarterfinals	3/9																	DID NOT PLAY
Big 12 Semifinals	3/11																	DID NOT PLAY
Big 12 Championship	3/12																	DID NOT PLAY

**CAREER STATISTICS**

YEAR	GP-GS	MPG	FG-FGA	PCT	3FG-A	PCT	FT-FTA	PCT	OFF-DEF-REB	R/GM	PF-D	A	A/GM	TO	BLK	B/GM	STL	S/GM	PTS	AVG
2022-23	21-0	4.2	8-15	.533	0-0	.000	7-8	.875	4-5-9	0.4	12-0	6	0.3	8	2	0.1	1	0.1	23	1.1
2023-24	10-0	3.2	5-8	.625	0-0	.000	1-3	.333	0-3-3	0.3	3-0	1	0.1	3	1	0.1	1	0.1	11	1.1
--	--	--	--	--	--	--	--	--	--	--	--	--	--	--	--	--	--	--	--	--
--	--	--	--	--	--	--	--	--	--	--	--	--	--	--	--	--	--	--	--	--
<b>TOTAL</b>	<b>31-0</b>	<b>3.9</b>	<b>13-23</b>	<b>.565</b>	<b>0-0</b>	<b>.000</b>	<b>8-11</b>	<b>.727</b>	<b>4-8-12</b>	<b>0.4</b>	<b>15-0</b>	<b>7</b>	<b>0.2</b>	<b>11</b>	<b>3</b>	<b>0.1</b>	<b>2</b>	<b>0.1</b>	<b>34</b>	<b>1.1</b>

**BIG 12 CAREER STATISTICS**

YEAR	GP-GS	MPG	FG-FGA	PCT	3FG-A	PCT	FT-FTA	PCT	OFF-DEF-REB	R/GM	PF-D	A	A/GM	TO	BLK	B/GM	STL	S/GM	PTS	AVG
2023-24	1-0	5	0-1	.000	0-0	.000	0-0	.000	0-0-0	0.0	0-0	0	0.0	1	0	0.0	0	0.0	0	0.0
<b>TOTAL</b>	<b>1-0</b>	<b>5</b>	<b>0-1</b>	<b>.000</b>	<b>0-0</b>	<b>.000</b>	<b>0-0</b>	<b>.000</b>	<b>0-0-0</b>	<b>0.0</b>	<b>0-0</b>	<b>0</b>	<b>0.0</b>	<b>1</b>	<b>0</b>	<b>0.0</b>	<b>0</b>	<b>0.0</b>	<b>0</b>	<b>0.0</b>



24

# ROSE BUBAKAR

JUNIOR | 6-0 | GUARD | FREDERICK, MARYLAND | FREDERICK HIGH SCHOOL



**2022-23**

Appeared in all 33 games, starting in 11 for the Cougars a year ago...Bubakar contributed 6.7 points per contest on a 44.6 percent clip...the sophomore also grabbed 3.0 rebounds, dished 1.0 assists and 0.6 assists.

**Before BYU**

Prepped at Frederick High School where she was a three-time all-state selection...Two-time state champion...Won two CMS titles...Three-time CMC divisional champ...Helped win three region titles

**Personal**

Parents are Caroline and Kabeya Bubakar... Undecided on major...Loves to dance and can play guitar and piano

**2021-22**

Played in 18 games...Averaged 6.6 minutes per game, scoring 2.2 points...Shot 34.1 percent from the field...Averaged 1.6 rebounds...Season-high 8 points against Utah State...Scored 6 points against Santa Clara with two 3-pointers...Season-high 4 rebounds against Pacific...Played a season-high 11 minutes against Pepperdine and had 3 points, 1 assist, 1 steal and 3 rebounds

**2023-24 GAME-BY-GAME**

OPPONENT	DATE	MIN.	FG-FGA	PCT	3FG-FGA	PCT	FT-FTA	PCT	OFF	DEF	REB	AST	BLK	STL	PF	TO	PTS	AVG
at Montana State	11/7	11	1-4	.250	0-2	.000	0-1	.000	0	3	3	0	0	1	1	1	2	2.0
Weber State	11/10	9	1-2	.500	1-2	.500	1-2	.500	1	2	3	2	0	0	1	2	4	3.0
Utah Valley	11/14	6	0-1	.000	0-0	.000	0-0	.000	0	0	0	0	0	0	0	2	0	2.0
vs. Wake Forest	11/18	20	1-4	.250	0-3	.000	0-0	.000	1	1	2	1	0	1	1	0	2	2.0
vs. Saint Louis	11/21	20	1-5	.200	0-4	.000	6-6	1.000	1	1	2	1	0	2	2	2	8	3.2
LMU	11/25	12	0-2	.000	0-1	.000	2-2	1.000	1	1	1	0	0	0	0	1	2	3.0
at Wyoming	11/28	5	0-1	.000	0-1	.000	0-0	.000	1	0	1	0	0	0	0	0	0	2.6
at Utah	12/2	4	0-1	.000	0-1	.000	0-0	.000	1	0	1	0	0	0	1	0	1	2.3
Utah State	12/5	4	0-0	.000	0-0	.000	0-0	.000	0	0	0	0	0	0	0	0	0	2.0
Boise State	12/9	16	1-5	.200	0-1	.000	0-0	.000	1	4	5	1	0	0	1	0	2	2.0
Idaho State	12/16	7	1-1	1.000	0-0	.000	0-0	.000	2	0	2	0	0	1	1	2	2	2.0
at Missouri State	12/20	10	1-2	.500	0-1	.000	0-0	.000	0	0	0	0	0	0	0	1	2	2.0
vs. Nevada	12/21	12	0-0	.000	0-0	.000	0-0	.000	0	3	3	1	0	1	0	1	0	1.8
at TCU	12/30	9	3-5	.600	1-2	.500	0-0	.000	0	1	1	3	0	0	2	0	7	2.2
Oklahoma	1/3	11	0-4	.000	0-2	.000	3-4	.750	0	2	2	0	0	1	1	0	3	2.3
Iowa State	1/6	17	5-8	.625	1-1	1.000	0-0	.000	1	0	1	2	0	0	0	0	11	2.8
at Houston	1/10	20	1-4	.250	0-0	.000	2-2	1.000	2	4	6	3	0	0	3	3	4	2.9
Cincinnati	1/13	8	1-1	1.000	0-0	.000	0-0	.000	0	0	0	1	0	0	0	0	2	2.8
at Oklahoma State	1/17																	
Texas Tech	1/20																	
at Kansas State	1/27																	
at Kansas	1/31																	
West Virginia	2/3																	
Baylor	2/7																	
at Cincinnati	2/10																	
at UCF	2/13																	
Kansas	2/17																	
TCU	2/21																	
at Iowa State	2/25																	
Houston	2/28																	
at Texas	3/2																	
Big 12 1st Round	3/7																	
Big 12 2nd Round	3/8																	
Big 12 Quarterfinals	3/9																	
Big 12 Semifinals	3/11																	
Big 12 Championship	3/12																	

SEASON HIGHS

Instagram: [roseball24](#)  
Twitter: [roseball24](#)  
TikTok: [roseball24](#)

Points: 11 vs. Iowa State (1/6/24)  
Rebounds: 6 at Houston (1/10/24)  
Assists: 3 (x2) at Houston (1/10/24)  
Steals: 2 vs. Saint Louis (11/21/23)  
Blocks: -  
Field Goals: 5 vs. Iowa State (1/6/24)  
3-Pointers: 1 (x3) vs. Iowa State (1/6/24)  
Free Throws: 6 vs. Saint Louis (11/21/23)  
Minutes: 20 (x2) at Houston (1/10/24)

CAREER HIGHS

Points: 19 vs. Troy (11/19/22)  
Rebounds: 8 vs. Washington State (11/18/22)  
Assists: 4 vs. San Diego (1/7/23)  
Steals: 2 (x4) vs. Saint Louis (11/21/23)  
Blocks: 2 vs. San Francisco (1/19/23)  
Field Goals: 7 vs. Washington State (11/18/22)  
3-Pointers: 2 vs. LMU (2/11/23)  
Free Throws: 6 vs. Troy (11/19/22)  
Minutes: 35 at Boise State (12/1/22)

PRODUCTION TRACKER

2023-24	Career
Had a double-double	- (0-0)
Scored 10+ points	1 (0-1)
Scored 20+ points	- (0-0)
Led BYU in scoring	- (0-0)
Led BYU in rebounds	- (0-0)
Led BYU in assists	- (0-0)
Led BYU in steals	- (0-0)
Led BYU in blocks	- (0-0)
Made 5+ FGs	1 (0-1)
Made 3+ 3-pt FGs	- (0-0)
Had 3+ assists	1 (0-1)
Had 2+ steals	- (0-0)
Had 5+ rebounds	- (0-0)
Had 10+ rebounds	- (0-0)

CAREER STATISTICS

YEAR	GP-GS	MPG	FG-FGA	PCT	3FG-A	PCT	FT-FTA	PCT	OFF-DEF-REB	R/GM	PF-D	A	A/GM	TO	BLK	B/GM	STL	S/GM	PTS	AVG
2021-2022	18-0	6.6	14-41	.341	4-17	.235	7-14	.500	10-18-28	1.6	6-0	4	0.2	4	2	0.1	3	0.2	39	2.2
2022-2023	33-11	20.8	82-184	.446	14-42	.333	42-59	.712	26-72-98	3.0	26-0	33	1.0	51	6	0.2	22	0.7	220	6.7
2023-2024	18-0	11.2	17-50	.340	3-21	.143	14-17	.824	12-21-33	1.8	14-0	16	0.9	16	0	0.0	8	0.5	51	2.8
TOTAL	69-11	14.6	113-275	.411	21-80	.263	63-90	.700	48-111-159	2.3	46-0	53	0.8	71	8	0.1	33	0.5	310	4.5

BIG 12 CAREER STATISTICS

YEAR	GP-GS	MPG	FG-FGA	PCT	3FG-A	PCT	FT-FTA	PCT	OFF-DEF-REB	R/GM	PF-D	A	A/GM	TO	BLK	B/GM	STL	S/GM	PTS	AVG
2023-24	5-0	12.9	10-22	.455	2-5	.400	5-6	.833	3-7-10	2.0	6-0	9	1.80	3	0	0.0	1	0.2	27	5.4
TOTAL	5-0	12.9	10-22	.455	2-5	.400	5-6	.833	3-7-10	2.0	6-0	9	1.80	3	0	0.0	1	0.2	27	5.4



25



EMMA CALVERT

JUNIOR | 6-5 | FORWARD | FARR WEST, UTAH | FREMONT HIGH SCHOOL

2022-23

Calvert appeared in all 33 games for the Cougars, starting 28 while averaging 6.9 points on 46.5 percent shooting, 35.5 percent from three-point land and a team-best 89.2 percent from the charity stripe...the sophomore also pulled down 3.8 rebounds, dished 1.5 assists and 1.0 blocks per contest.

Before BYU

2021 Gatorade Player of the Year out of Fremont High School...A four-star ESPN recruit...Four-time all-state selection...In 2020, set the state record for field goal percentage and was named the 6A Deseret News MVP, an all-state selectin and named to all-tournament team...Two-time Deseret News MVP...USA Today All-Utah First Team in 2020 and second team in 2019...Four-time 6A all-tournament team...Helped lead Fremont to a state championship in 2018

Personal

Parents are Jon and Diane...Information Systems major in the Marriott School of Business...Also plays piano

2021-22

Played in 23 games...Averaged 4.7 points and 2.3 rebounds in 9.6 minutes per game...Shot 49.4 percent from the field Scored in double-figures twice (13 at Santa Clara, 10 vs. Utah State)...Season-high 13 points came in 8 minutes at Santa Clara...Hit two 3-pointers in a game twice (Utah State, Santa Clara)...Scored 9 against Boise State and 8 at Utah...Season-high five rebounds against Lipscomb and Utah State...Posted 17 blocks on the year, including a season-high 3 vs. Santa Clara at home...Had multiple blocks in five games

2023-24 GAME-BY-GAME

Table with columns: OPPONENT, DATE, MIN, FG-FGA, PCT, 3FG-FGA, PCT, FT-FTA, PCT, OFF, DEF, REB, AST, BLK, STL, PF, TO, PTS, AVG. Rows include games against Montana State, Weber State, Utah Valley, Wake Forest, Saint Louis, TCU, Idaho State, Wyoming, Utah Valley, Utah State, Boise State, Missouri State, Nevada, Pepperdine, Oklahoma, Iowa State, Houston, Cincinnati, Oklahoma State, Texas Tech, Kansas State, West Virginia, Baylor, and Cincinnati.

Instagram: @emmascalvert25
Twitter: @emmascalvert25
TikTok: @emmascalvert25

SEASON HIGHS

Points: 22 vs. Saint Louis (11/21/23)
Rebounds: 14 Boise State (12/9/23)
Assists: 4 vs. Saint Louis (11/21/23)
Steals: 2 (x2) at TCU (12/30/23)
Blocks: 5 Idaho State (12/16/23)
Field Goals: 8 Utah Valley (11/14/23)
3-Pointers: 3 at Wyoming (11/28/23)
Free Throws: 7 Utah State (12/5/23)
Minutes: 32 Utah State (12/5/23)

CAREER HIGHS

Points: 22 vs. Saint Louis (11/21/23)
Rebounds: 14 Boise State (12/9/23)
Assists: 5 Pepperdine (2/9/23)
Steals: 2 (x7) at TCU (12/30/23)
Blocks: 5 Idaho State (12/16/23)
Field Goals: 8 Utah Valley (11/14/23)
3-Pointers: 5 vs. San Francisco (3/4/23)
Free Throws: 5 (x2) vs. Saint Louis (11/21/22)
Minutes: 39 Pepperdine (2/9/23)

PRODUCTION TRACKER

Had a double-double 1 (1-0)
Scored 10+ points 6 (4-2)
Scored 20+ points 1 (1-0)
Led BYU in scoring 1 (1-0)
Led BYU in rebounds 1 (1-0)
Led BYU in assists - (0-0)
Led BYU in steals 2 (0-2)
Led BYU in blocks 13 (4-3)
Made 5+ FGs 4 (2-2)
Made 3+ 3-pt FGs 1 (0-1)
Had 3+ assists 3 (3-0)
Had 2+ blocks 9 (8-1)
Had 5+ rebounds 7 (6-1)
Had 10+ rebounds 2 (2-0)

CAREER STATISTICS

Table with columns: YEAR, GP-GS, MPG, FG-FGA, PCT, 3FG-A, PCT, FT-FTA, PCT, OFF-DEF-REB, R/GM, PF-D, A, A/GM, TO, BLK, B/GM, STL, S/GM, PTS, AVG. Rows for 2021-2022, 2022-2023, 2023-2024, and TOTAL.

BIG 12 CAREER STATISTICS

Table with columns: YEAR, GP-GS, MPG, FG-FGA, PCT, 3FG-A, PCT, FT-FTA, PCT, OFF-DEF-REB, R/GM, PF-D, A, A/GM, TO, BLK, B/GM, STL, S/GM, PTS, AVG. Row for 2023-24 and TOTAL.



30

LAUREN DAVENPORT

JUNIOR | 5-11 | GUARD | IDAHO FALLS, IDAHO | BOSTON UNIVERSITY

2021-22 & 2022-23 (Boston University)

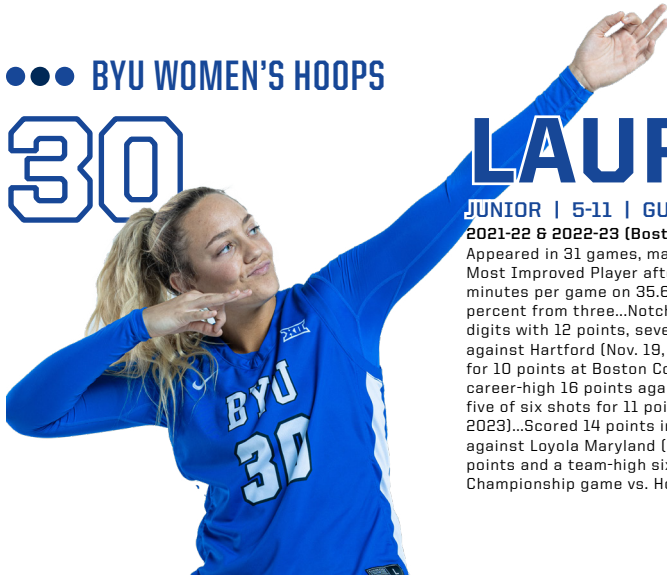
Appeared in 31 games, making 14 starts...Named the team's Most Improved Player after averaging 5.9 points in 19.9 minutes per game on 35.6 percent shooting, including 30.3 percent from three...Notched her first-career game in double digits with 12 points, seven rebounds, and five assists against Hartford (Nov. 19, 2022)...Drained two three-pointers for 10 points at Boston College (Dec. 4, 2022)...Recorded a career-high 16 points against American (Jan. 8, 2023)...Made five of six shots for 11 points at Army West Point (Jan. 15, 2023)...Scored 14 points in the Patriot League Quarterfinals against Loyola Maryland (March 6, 2023)...Registered 12 points and a team-high six boards in the Patriot League Championship game vs. Holy Cross (March 12, 2023)

High School

Idaho 5A Defensive Player of the Year (2021)...Idaho 5A First Team All-Conference (2019, 2020, 2021)...Owns six school records at Thunder Ridge High School...Played volleyball in high school...Also plays piano, loves surfing and traveling

Personal

Born in Idaho Falls, Idaho...Parents are David and Katie Davenport...Behavioral Health and Science major...Has two brothers and a sister (Cole, Connor and Paige)...Also recruited by Boise State, Gonzaga, Pepperdine, Utah and Wyoming



Instagram: @laur\_davenport

SEASON HIGHS

Points: 15 at Houston (1/10/24)
Rebounds: 7 at Montana State (11/7/23)
Assists: 3 (x2) vs. Nevada (12/21/23)
Steals: 1 (x5) Cincinnati (1/13/24)
Blocks: 2 (x4) Cincinnati (1/13/24)
Field Goals: 7 at Houston (1/10/24)
3-Pointers: 3 (x2) Cincinnati (1/13/24)
Free Throws: 4 at Montana State (11/7/23)
Minutes: 34 Utah Valley (11/14/23)

CAREER HIGHS

Points: 16 vs. American (1/8/23)
Rebounds: 8 vs. Lehigh (1/28/23)
Assists: 5 vs. Hartford (11/19/22)
Steals: 2 (x3) at Holy Cross (3/1/23)
Blocks: 2 (x8) Cincinnati (1/13/24)
Field Goals: 7 at Houston (1/10/24)
3-Pointers: 4 vs. Loyola Maryland (3/6/23)
Free Throws: 5 vs. Lehigh (1/28/23)
Minutes: 34 Utah Valley (11/14/23)

PRODUCTION TRACKER

Had a double-double - (0-0)
Scored 10+ points 5 (3-2)
Scored 20+ points - (0-0)
Led BYU in scoring 2 (0-2)
Led BYU in rebounds - (0-0)
Led BYU in assists - (0-0)
Led BYU in steals 2 (1-1)
Led BYU in blocks 2 (0-2)
Made 5+ FGs 1 (0-1)
Made 3+ 3-pt FGs 2 (1-1)
Made 5+ 3-pt FGs - (0-0)
Had 3+ assists 2 (2-0)
Had 2+ blocks 4 (3-1)
Had 5+ rebounds 3 (2-1)

2023-24 GAME-BY-GAME

Table with columns: OPPONENT, DATE, MIN, FG-FGA, PCT, 3FG-FGA, PCT, FT-FTA, PCT, OFF, DEF, REB, AST, BLK, STL, PF, TO, PTS, AVG. Rows include games against Montana State, Weber State, Utah Valley, Wake Forest, Saint Louis, LMU, Wyoming, Houston, Utah, Utah State, Boise State, Missouri State, Nevada, TCU, Oklahoma, Iowa State, Houston, Cincinnati, Oklahoma State, Texas Tech, Kansas State, West Virginia, Baylor, and Cincinnati.

CAREER STATISTICS

Table with columns: YEAR, GP-GS, MPG, FG-FGA, PCT, 3FG-A, PCT, FT-FTA, PCT, OFF-DEF-REB, R/GM, PF-D, A, A/GM, TO, BLK, B/GM, STL, S/GM, PTS, AVG. Rows for 2021-2022, 2022-2023, 2023-2024, and TOTAL.

\*At Boston University

BIG 12 CAREER STATISTICS

Table with columns: YEAR, GP-GS, MPG, FG-FGA, PCT, 3FG-A, PCT, FT-FTA, PCT, OFF-DEF-REB, R/GM, PF-D, A, A/GM, TO, BLK, B/GM, STL, S/GM, PTS, AVG. Rows for 2022-23 and TOTAL.





SEASON BOX SCORE



2023-24 BYU Women's Basketball  
Combined Team Statistics  
All games

Game Records

Record	Overall	Home	Away	Neutral
ALL GAMES	10-7	6-2	1-5	3-0
CONFERENCE	0-4	0-2	0-2	0-0
NON-CONFERENCE	10-3	6-0	1-3	3-0

Score by Period

Team	1st	2nd	3rd	4th	OT	TOT
BYU	277	278	299	328	9	1191
Opponents	280	247	277	306	6	1116

Team Box Score

No.	Player	GP-GS		Total			3-Point		F-Throw		Rebounds				Other				PTS	AVG		
		MIN	AVG	FG-FGA	FG%	3FG-3FGA	3FG%	FT-FTA	FT%	OFF	DEF	TOT	AVG	PF	DQ	A	TO	BLK			STL	
12	GUSTIN, Lauren	17-17	616:25	36.3	121-227	.533	0-5	.000	31-80	.388	87	182	269	15.8	47	1	35	57	4	7	273	16.1
10	WOOLSTON, Kailey	17-17	595:52	35.1	81-165	.491	46-96	.479	32-38	.842	13	42	55	3.2	42	1	43	46	3	17	240	14.1
1	WHITING, Amari	17-17	519:53	30.6	62-152	.408	16-49	.327	51-73	.699	13	69	82	4.8	46	0	70	45	3	28	191	11.2
3	FALATEA, Nani	3-1	63:51	21.3	7-21	.333	2-6	.333	10-10	1.000	2	8	10	3.3	2	0	14	4	1	2	26	8.7
25	CALVERT, Emma	17-8	367:45	21.6	56-112	.500	13-46	.283	22-34	.647	11	61	72	4.2	50	1	21	31	29	9	147	8.6
11	SMILER, Kaylee	16-16	566:11	35.4	42-86	.488	27-48	.563	23-35	.657	5	32	37	2.3	43	1	57	39	20	23	134	8.4
30	DAVENPORT, Lauren	17-9	376:09	22.1	38-105	.362	19-53	.358	9-14	.643	8	49	57	3.4	30	1	17	37	9	3	104	6.1
24	BUBAKAR, Rose	17-0	192:48	11.3	16-49	.327	3-21	.143	14-17	.824	12	21	33	1.9	14	0	15	16	0	8	49	2.9
21	HANSON, Heather	10-0	31:57	3.2	5-8	.625	0-0	.000	1-3	.333	0	3	3	0.3	3	0	1	3	1	1	11	1.1
15	WILLARDSON, McKinley	4-0	05:54	1.5	1-1	1.000	0-0	.000	1-2	.500	1	0	1	0.3	0	0	1	1	0	0	3	0.8
4	MATAVAO, Aii'a	15-0	64:27	4.3	4-17	.235	0-3	.000	3-8	.375	3	4	7	0.5	13	0	4	9	1	0	11	0.7
20	MATA, Marina	10-0	23:15	2.3	0-2	.000	0-1	.000	2-2	1.000	0	1	1	0.1	4	0	0	4	0	0	2	0.2
2	KREBS, Kylie	1-0	00:33	0.5	0-0	.000	0-0	.000	0-0	.000	0	0	0	0.0	0	0	0	0	0	0	0	0.0
Team											29	33	62				10					
Total		17	3425		433-945	.458	126-328	.384	199-316	.630	184	505	689	40.5	294	5	278	302	71	98	1191	70.1
Opponents		17	3425		404-1042	.388	113-347	.326	195-272	.717	167	384	551	32.4	309	6	209	212	46	132	1116	65.6

Team Statistics

	BYU	OPP
Scoring	1191	1116
Points per game	70.1	65.6
Scoring margin	+4.4	-
Field goals-att	433-945	404-1042
Field goal pct	.458	.388
3 point fg-att	126-328	113-347
3-pt fg pct	.384	.326
3-pt fg made per game	7.4	6.5
Free throws-att	199-316	195-272
Free throw pct	.630	.717
F-Throws made per game	11.7	11.5
Rebounds	689	551
Rebounds per game	40.5	32.4
Rebounding margin	+8.1	-
Assists	278	209
Assists per game	16.4	12.3
Turnovers	302	212
Turnovers per game	17.8	12.5
Turnover margin	-5.3	-
Assist:turnover ratio	0.9	1.0
Steals	98	132
Steals per game	5.8	7.8
Blocks	71	46
Blocks per game	4.2	2.7
Winning streak	0	-
Home win streak	0	-
Attendance	18742	18637
Home games-attendance	9-2283	9-3040
Neutral site-attendance	-	9-1320

Team Results

Date	Opponent	Score	Att.
11/07/2023	at Montana St.	W 68-60	5017
11/10/2023	Weber St.	W 77-49	5705
11/14/2023	Utah Valley	W 59-44	1690
11/18/2023	vs Wake Forest	W 67-44	157
11/21/2023	vs Saint Louis	W 87-65	220
11/25/2023	LMU (CA)	W 74-58	1529
11/28/2023	at Wyoming	L 74-85	2442
12/03/2023	at Utah	L 68-87	6182
12/05/2023	Utah St.	W 72-66	1565
12/09/2023	Boise St.	W 65-50	2722
12/16/2023	Idaho St.	Wot 79-76	1911
12/20/2023	at Missouri St.	L 55-56	1619
12/21/2023	vs Nevada	W 72-59	0
12/30/2023	at TCU	L 67-81	2572
01/03/2024	Oklahoma	L 63-75	1748
01/06/2024	Iowa St.	L 75-80	1872
01/10/2024	at Houston	L 69-79	805



CONFERENCE BOX SCORE



2023-24 BYU Women's Basketball  
Combined Team Statistics  
in Conference games

Game Records

Record	Overall	Home	Away	Neutral
ALL GAMES	0-4	0-2	0-2	0-0
CONFERENCE	0-4	0-2	0-2	0-0
NON-CONFERENCE	0-0	0-0	0-0	0-0

Score by Period

Team	1st	2nd	3rd	4th	OT	TOT
BYU	49	63	72	90	0	274
Opponents	81	62	84	88	0	315

Team Box Score

No.	Player	Total			3-Point			F-Throw		Rebounds				PF/DQ/A/TO/BLK/STL/PTS				AVG				
		GP-GS	MIN	AVG	FG-FGA	FG%	3FG-3FGA	3FG%	FT-FTA	FT%	OFF	DEF	TOT	AVG	PF	DQ	A		TO	BLK	STL	PTS
12	GUSTIN, Lauren	4-4	152:13	38.1	26-58	.448	0-1	.000	1-6	.167	26	41	67	16.8	12	0	5	6	1	1	53	13.3
10	WOOLSTON, Kailey	4-4	141:46	35.4	17-42	.405	11-27	.407	6-6	1.000	1	6	7	1.8	13	1	10	8	0	3	51	12.8
1	WHITING, Amari	4-4	137:34	34.4	15-35	.429	5-15	.333	11-14	.786	2	11	13	3.3	12	0	24	11	0	5	46	11.5
11	SMILER, Kaylee	4-4	142:27	35.6	12-27	.444	9-17	.529	11-15	.733	1	5	6	1.5	11	0	14	13	4	2	44	11.0
30	DAVENPORT, Lauren	4-0	83:36	20.9	13-36	.361	3-13	.231	0-0	.000	2	12	14	3.5	4	0	3	7	3	0	29	7.3
25	CALVERT, Emma	4-4	74:24	18.6	10-28	.357	5-16	.313	0-0	.000	0	8	8	2.0	10	0	3	5	2	4	25	6.3
24	BUBAKAR, Rose	4-0	56:18	14.1	9-21	.429	2-5	.400	5-6	.833	3	7	10	2.5	6	0	8	3	0	1	25	6.3
15	WILLARDSON, McKinley	1-0	01:14	1.2	0-0	.000	0-0	.000	1-2	.500	0	0	0	0.0	0	0	0	0	0	0	1	1.0
4	MATAVAO, Ali'a	3-0	03:36	1.2	0-0	.000	0-0	.000	0-0	.000	0	1	1	0.3	0	0	0	0	0	0	0	0.0
21	HAMSON, Heather	1-0	04:50	4.8	0-1	.000	0-0	.000	0-0	.000	0	0	0	0.0	0	0	0	1	0	0	0	0.0
20	MATA, Marina	2-0	02:01	1.0	0-0	.000	0-0	.000	0-0	.000	0	0	0	0.0	0	0	0	0	0	0	0	0.0
Team											7	10	17					4				
Total		4	800		102-248	.411	35-94	.372	35-49	.714	42	101	143	35.8	68	1	67	58	10	16	274	68.5
Opponents		4	800		114-257	.444	34-91	.374	53-66	.803	47	109	156	39.0	60	0	62	47	8	25	315	78.8

Team Statistics

	BYU	OPP
Scoring	274	315
Points per game	68.5	78.8
Scoring margin	-10.3	-
Field goals-att	102-248	114-257
Field goal pct	.411	.444
3 point fg-att	35-94	34-91
3-point fg pct	.372	.374
3-pt fg made per game	8.8	8.3
Free throws-att	35-49	53-66
Free throw pct	.714	.803
F-Throws made per game	8.8	7.9
Rebounds	143	156
Rebounds per game	35.8	39.0
Rebounding margin	-4.2	-
Assists	67	62
Assists per game	16.8	15.5
Turnovers	58	47
Turnovers per game	14.5	11.8
Turnover margin	-2.7	-
Assist/turnover ratio	1.2	1.3
Steals	16	25
Steals per game	4.0	6.3
Blocks	10	8
Blocks per game	2.5	2.0
Winning streak	0	-
Home win streak	0	-
Attendance	3620	3377
Home games-avg/home	2-1810	2-1599
Neutral site-avg/home	-	0-0

Team Results

Date	Opponent	Score	Att.
12/30/2023	at TCU	L 67-81	2572
01/03/2024	Oklahoma	L 63-75	1748
01/06/2024	Iowa St.	L 75-80	1872
01/10/2024	at Houston	L 69-79	805



GAME 1: AT MONTANA STATE (W, 68-60)

Official Basketball Box Score - Final
BYU at Montana St.
11:07:23 Brock Breiden Fieldhouse, Bozeman, Mont.
2023-24 Women's Basketball
Game Time: 11:00 AM
Game Duration: 1:55
Attendance: 5,017
Officials: Darren Kzesnik, Karen Lasak, Alicia Iwakki

Montana St. - 60
Record: 0-1
Shooting By Period
1st FG% 5-16 31.3%
2nd FG% 4-11 36.4%
3rd FG% 2-10 20.0%
4th FG% 3-16 18.8%
GM FG% 20-61 32.8%

Biggest lead 11 (4th 2:37)
Best Scoring Run 13 (4th 3:13)
Lead Changes 4
Times Tied 4
Time with Lead 13:25 24:41

GAME 2: VS. WEBER STATE (W, 77-49)

Official Basketball Box Score - Final
Weber St. at BYU
11:10:23 Marriott Center, Provo
2023-24 Women's Basketball
Game Time: 11:00 AM
Game Duration: 1:58
Attendance: 5,705
Officials: Doug Knight, Corey Long, Erica Parker

BYU - 77
Record: 2-0
Shooting By Period
1st FG% 9-11 81.8%
2nd FG% 2-2 100.0%
3rd FG% 6-16 37.5%
4th FG% 2-7 28.6%
GM FG% 29-51 56.9%

Biggest lead 0 (1st 10:00)
Best Scoring Run 8 (4th 4:57)
Lead Changes 0
Times Tied 0
Time with Lead 00:00 39:44

GAME 3: VS. UTAH VALLEY (W, 59-44)

Official Basketball Box Score - Final
Utah Valley at BYU
11:14:23 Marriott Center, Provo
2023-24 Women's Basketball
Game Time: 7:00 PM
Game Duration: 2:02
Attendance: 1,890
Officials: Lisa Jones, Kyle Bacon, Nadi Carey

BYU - 59
Record: 3-0
Shooting By Period
1st FG% 6-14 42.9%
2nd FG% 3-5 60.0%
3rd FG% 8-16 50.0%
4th FG% 5-13 38.5%
GM FG% 24-59 40.7%

Biggest lead 0 (1st 10:00)
Best Scoring Run 7 (4th 0:02)
Lead Changes 0
Times Tied 1
Time with Lead 00:00 37:58

GAME 4: VS. WAKE FOREST (AT BYU HAWAII)

Official Basketball Box Score - Final
Wake Forest at BYU
11:18:23 Cannon Activities Center, Lile
2023-24 Women's Basketball
Game Time: 4:30 PM
Game Duration: 1:43
Officials: Rochete Bennett, Steve Percy, Courtney Donahue

BYU - 67
Record: 4-0
Shooting By Period
1st FG% 6-12 50.0%
2nd FG% 3-4 75.0%
3rd FG% 7-10 70.0%
4th FG% 6-14 42.9%
GM FG% 24-50 48.0%

Biggest lead 1 (1st 7:00)
Best Scoring Run 8 (3rd 8:09)
Lead Changes 2
Times Tied 0
Time with Lead 00:19 37:23





GAME 9: VS. UTAH STATE



Official Basketball Box Score - Final
Utah St. at BYU
12/05/23 Marriott Center, Provo
2023-24 Women's Basketball

Game Time: 3:00 PM
Game Duration: 2:36
Attendance: 1,565

Officials: Kyle Bacon, Brian Woods, Nadi Carey

Utah St. - 66 Record: 3-5
Table with columns: NO. Name, Min, FG, 3P, FT, Rebounds, Fouls, TP, AS, TO, ST, Blocks, +/-

Shooting By Period
1st FG% 2-10 20.0%
3PT% 0-2 0.0%
2nd FG% 8-14 57.1%
3PT% 3-6 50.0%

Technical Fouls:Mullings 4th 0:06

BYU - 72 Record: 7-2
Table with columns: NO. Name, Min, FG, 3P, FT, Rebounds, Fouls, TP, AS, TO, ST, Blocks, +/-

Shooting By Period
1st FG% 9-18 50.0%
3PT% 2-4 50.0%
2nd FG% 6-13 46.2%
3PT% 2-6 33.3%

Technical Fouls:Smiler 4th 0:06

Table with columns: ISU, BYU, Points from Turnovers, Best Scoring Run, Lead Changes, Times Tied, Time with Lead

GAME 10: VS. BOISE STATE



Official Basketball Box Score - Final
Boise St. at BYU
12/09/23 Marriott Center, Provo
2023-24 Women's Basketball

Game Time: 2:00 PM
Game Duration: 1:51
Attendance: 2,722

Officials: Cameron Inouye, Brian Garland, Corey Long

Boise St. - 50 Record: 7-3
Table with columns: NO. Name, Min, FG, 3P, FT, Rebounds, Fouls, TP, AS, TO, ST, Blocks, +/-

Shooting By Period
1st FG% 6-18 33.3%
3PT% 1-2 50.0%
2nd FG% 5-15 33.3%
3PT% 0-5 0.0%

Technical Fouls:NONE

BYU - 65 Record: 8-2
Table with columns: NO. Name, Min, FG, 3P, FT, Rebounds, Fouls, TP, AS, TO, ST, Blocks, +/-

Shooting By Period
1st FG% 6-14 42.9%
3PT% 1-1 100.0%
2nd FG% 9-18 50.0%
3PT% 3-7 42.9%

Technical Fouls:NONE

Table with columns: BSU, BYU, Points from Turnovers, Best Scoring Run, Lead Changes, Times Tied, Time with Lead

GAME 11: VS. IDAHO STATE



Official Basketball Box Score - Final
Idaho St. at BYU
12/09/23 Marriott Center, Provo
2023-24 Women's Basketball

Game Time: 2:00 PM
Game Duration: 2:28
Attendance: 1,911

Officials: Maj Forsberg, Teresa Turner, Nicole Leon

Idaho St. - 76 Record: 4-5
Table with columns: NO. Name, Min, FG, 3P, FT, Rebounds, Fouls, TP, AS, TO, ST, Blocks, +/-

Shooting By Period
1st FG% 8-19 42.1%
3PT% 0-2 0.0%
2nd FG% 8-19 42.1%
3PT% 2-4 50.0%

Technical Fouls:NONE

BYU - 79 Record: 9-2
Table with columns: NO. Name, Min, FG, 3P, FT, Rebounds, Fouls, TP, AS, TO, ST, Blocks, +/-

Shooting By Period
1st FG% 7-15 46.7%
3PT% 3-7 42.9%
2nd FG% 6-13 46.2%
3PT% 2-6 33.3%

Technical Fouls:NONE

Table with columns: ISU, BYU, Points from Turnovers, Best Scoring Run, Lead Changes, Times Tied, Time with Lead

GAME 12: AT MISSOURI STATE



Official Basketball Box Score - Final
BYU at Missouri St.
12/20/23 Great Southern Bank Arena, Springfield
2023-24 Women's Basketball

Game Time: 2:30 PM
Game Duration: 2:00
Attendance: 1,619

Officials: Corey Malone, Michele Kramer, Jeremy McGraw

BYU - 55 Record: 9-3
Table with columns: NO. Name, Min, FG, 3P, FT, Rebounds, Fouls, TP, AS, TO, ST, Blocks, +/-

Shooting By Period
1st FG% 8-14 57.1%
3PT% 2-5 40.0%
2nd FG% 3-10 30.0%
3PT% 1-5 20.0%

Technical Fouls:NONE

Missouri St. - 56 Record: 5-3
Table with columns: NO. Name, Min, FG, 3P, FT, Rebounds, Fouls, TP, AS, TO, ST, Blocks, +/-

Shooting By Period
1st FG% 6-15 40.0%
3PT% 1-4 25.0%
2nd FG% 5-11 45.5%
3PT% 2-3 66.7%

Technical Fouls:NONE

Table with columns: BYU, MSU, Points from Turnovers, Best Scoring Run, Lead Changes, Times Tied, Time with Lead





**GAME 17: AT HOUSTON**

**GAME 18: VS CINCINNATI**



Official Basketball Box Score - Final  
**BYU at Houston**  
 01/10/24 Feritta Center, Houston  
 2023-24 Women's Basketball  
 Game Time: 7:00 PM  
 Game Duration: 2:01  
 Attendance: 805

Officials: Michael McConnell, Scott Yarbrough, Ileyinwa Seales

BYU - 69 Record: 10-7 (0-4)

NO. Name	Min	FG		3P		FT		Rebounds		Fouls		TP	AS	TO	ST	Blocks		+/-
		M-A	M-A	M-A	M-A	OR	DR	TOT	PF	FD	BS					BA		
12 Lauren Gustin	F 39:33	7-12	0-0	0-0	8	9	17	3	1	14	1	3	0	1	0	-12		
25 Emma Calvert	F 06:46	1-2	0-1	0-0	0	1	1	1	0	2	0	2	0	1	0	5		
1 Amari Whiting	G 36:08	5-8	2-3	3-4	0	1	1	3	5	15	6	6	0	0	0	-14		
10 Kailey Woolston	G 33:17	0-6	0-4	4-4	0	4	4	5	5	4	1	3	1	0	0	-10		
11 Kaylee Smiler	G 35:07	5-7	4-5	1-2	0	1	1	4	2	15	2	3	0	0	0	-8		
24 Rose Bubakar	19:39	1-4	0-0	2-2	2	4	6	3	1	4	3	3	0	0	0	-10		
30 Lauren Davenport	28:17	7-13	1-4	0-0	1	3	4	1	2	15	0	2	0	2	1	1		
4 Alira Matavao	01:13	0-0	0-0	0-0	0	0	0	0	0	0	0	0	0	0	0	-2		
<b>Team</b>					1	2	3				0	3						
<b>Totals</b>	26:52	7-17	10-12	12	25	37	20	16	69	13	25	1	4	1	10			

Technical Fouls: NONE

Dead Ball Rebounds: 1, 0

**Shooting By Period**

1 <sup>st</sup> FG%	5-11	45.5%
3PT%	1-3	33.3%
FT%	1-2	50%
2 <sup>nd</sup> FG%	6-10	60.0%
3PT%	1-2	50.0%
FT%	0-0	0%
3 <sup>rd</sup> FG%	5-12	41.7%
3PT%	3-6	50.0%
FT%	6-6	100%
4 <sup>th</sup> FG%	10-19	52.6%
3PT%	2-6	33.3%
FT%	3-4	75%
GM FG%	26-52	50.0%
3PT%	7-17	41.2%
FT%	10-12	83.3%

Houston - 79 Record: 10-5 (1-3)

NO. Name	Min	FG		3P		FT		Rebounds		Fouls		TP	AS	TO	ST	Blocks		+/-
		M-A	M-A	M-A	M-A	OR	DR	TOT	PF	FD	BS					BA		
1 Bria Patterson	F 21:29	0-4	0-1	2-3	0	1	1	1	3	2	1	1	1	0	0	2		
34 Kamryn Jones	F 33:17	3-7	1-2	1-2	2	2	4	2	2	8	2	2	8	1	0	16		
42 Peyton McFarland	F 22:54	4-7	0-0	1-2	4	4	8	3	2	9	0	3	0	0	0	0		
5 NYah Boyd	G 26:19	5-9	1-4	0-0	0	0	0	3	2	11	6	1	1	0	0	11		
14 Laila Blair	G 30:36	4-10	1-3	11-12	0	0	0	2	6	20	0	3	0	0	1	3		
21 Maliyah Johnson	15:12	2-4	1-1	0-0	1	1	2	0	0	5	2	0	2	0	2	15		
2 Keira Merchant	12:01	1-2	0-0	3-3	0	0	0	1	5	0	1	0	0	0	0	-4		
33 Logyn McNeil	16:01	0-2	0-0	3-4	1	2	3	1	2	3	0	1	0	0	0	9		
10 Britney Onyeje	20:42	6-11	4-8	0-0	1	5	6	4	2	16	0	1	1	0	1	2		
24 Shalaxus Aaron	01:29	0-1	0-1	0-0	0	0	0	0	0	0	0	0	0	0	0	-4		
<b>Team</b>					1	0	1				0	0						
<b>Totals</b>	25:57	8-20	21-26	10	15	25	16	20	79	11	13	13	1	4	10			

Technical Fouls: NONE

Dead Ball Rebounds: 2, 0

	BYU	HOU
Biggest lead	1 (1 <sup>st</sup> 9:05)	15 (1 <sup>st</sup> 2:11)
Best Scoring Run	14 (2 <sup>nd</sup> 5:39)	11 (1 <sup>st</sup> 5:28)
Lead Changes	2	
Times Tied	0	
Time with Lead	01:01	38:16

Points from	BYU	HOU
Turnovers	11	27
Paint	36	28
Second Chance	13	10
Fast Breaks	8	8
Bench	19	29

Period by Period Scoring	1st	2nd	3rd	4th	TOT
BYU	12	13	19	25	69
HOU	21	13	17	28	79

**GAME 19: AT OKLAHOMA STATE**

**GAME 20: VS TEXAS TECH**



**GAME 21: AT KANSAS STATE**

**GAME 22: AT KANSAS**

**GAME 23: VS WEST VIRGINIA**

**GAME 24: VS BAYLOR**





**GAME 25: AT CINCINNATI**

**GAME 26: AT UCF**

**GAME 27: VS KANSAS**

**GAME 28: VS TCU**



**GAME 29: AT IOWA STATE**

**GAME 30: VS HOUSTON**

**GAME 31: AT TEXAS**

**GAME 32: VS. TBD (BIG 12 TOURNAMENT)**



5 players scored in double figures 12/16/23 vs. Idaho State, Williams 26, George 11, Traore 11, Robinson 11, Saunders 10	Did not make a 3-point field goal 3/8/14 vs. Loyola Marymount, (0-12) W	Lost by 30-plus points 2/23/19 at Gonzaga (34) 68-102
6 players scored in double figures 1/20/21 vs. Central Methodist, Lohner 19, Baxter 13, George 11, Johnson 10, Knell 10	Opponent did not make a 3-point field goal 11/13/19 vs. Southern Utah (0-12) W	Lost by 25-plus points 12/1/20 vs. USC (26) 53-79
No players scored in double figures 2/21/05 at Air Force, 39-70 L	BYU had five or fewer turnovers 1/11/20 vs. Portland, 5 W	Played an overtime game 11/25/22 vs. Dayton, 79-75 W (OT)
One player recorded a double-double 12/10/22 vs. Creighton Fousseyni Traore, 11 points, 12 rebounds	BYU committed 25-plus turnovers 12/15/07 vs. Pepperdine, 29 W	Won in single overtime 11/25/22 vs. Dayton 79-75 (OT)
Two players recorded a double-double 2/20/20 vs. Santa Clara Yoeli Childs 22 points, 11 rebounds Jake Toolson 20 points, 10 rebounds	BYU committed 11 or less team fouls in a game 12/20/22 vs. Lindenwood, 11 W	Lost in overtime 12/1/21 at Utah Valley, 65-72 L (OT)
One player recorded a triple-double 3/16/16 vs. UAB Kyle Collinsworth, 19 points, 10 rebounds, 12 assists	BYU scored 90 points 12/20/22 vs. Lindenwood, 90-61 W	Played a double OT game 1/30/21 vs. Pacific, 95-87 W (2OT)
Two double-digit rebounders 12/1/21 at Utah Valley Caleb Lohner 11, Alex Barcello 11	BYU scored 100 points 11/29/22 vs. Westminster, 100-70 W	Played a triple OT game 1/23/14 at Portland, 114-110 L (3OT)
Six players had 5 or more rebounds 1/20/21 vs. Central Methodist, Lohner 19, Baxter 13, George 11, Johnson 10, Knell 10	BYU scored 110 points 2/11/16 at San Francisco, 114 W	Won 10-straight games 2010-11 (10)
Four players had 9 or more rebounds 12/30/06 vs. Seton Hall, Cummarid 12, Plaisted 9, Young 9, Ainge 9	BYU scored less than 50 points in a game 1/15/08 at UNLV, 41-70 L	Won 15-straight games 2009-10 (15)
Two players fouled out 12/3/22 vs. South Dakota Trey Stewart, Gideon George	Held opponent to less than 50 points in a game 12/29/22 at Pacific, 69-49 W	Lost 3-straight games 2018-19, vs. UNLV, @ San Diego State, @ Mississippi State
Three or more players fouled out 12/1/18 at Weber State Yoeli Childs, TJ Haws, Connnor Harding	BYU scored less than 40 points in a game 2/21/05 at Air Force, 39-70 L	Lost 4-straight games 2021-22, @ Santa Clara, @ Pacific, San Francisco, Gonzaga
A BYU player received a technical/flagrant foul 12/17/22 vs. Utah, Gideon George	Held opponents to less than 40 points in a game 12/22/21 vs. South Florida 54-39 W	Lost 5-straight games 2004-05, @ UNM, @ AFA, @ Utah, UNLV, vs. UNM [at MWC]
An opponent player received a technical/flagrant foul 12/31/22 vs. Portland, Chika Nduka	Shot 60% from the field 2/4/21 at Portland (.627) 42-67	Lost 9-straight games 1997-98
A BYU coach received a technical foul 12/1/21 at Utah Valley, Mark Pope	Opponent shot 60% from the field 1/13/22 at Gonzaga (.694) 43-62	Lost 10-straight games 1996-97 (21) - school record
An opponent coach received a technical foul 12/31/22 vs. Portland, Shantay Legans	Shot 70% from the field in a half 12/21/19 vs. Weber State (.800) 20-25	Played an NCAA tournament game 3/20/21 vs. UCLA - NCAA 1st Round, 62-73
A BYU player ejected from a game 2/29/20 at Pepperdine, Jake Toolson (left the bench)	Did not miss a 2-point FG attempt in a half 2/23/04 vs. Air Force, 13-13 inside the arc, (14-17, .824 overall)	Won an NCAA tournament game 3/13/12 vs. Iona - NCAA 1st Round, 78-72
An opponent player ejected from a game 1/23/20 at Pacific, Amari McCray (flagrant 2 fouls)	Shot less than 30% from the field 12/1/20 vs. USC (.275) 16-69	Won two NCAA tournament games 1980-81 Princeton 60-51, UCLA 78-55, Notre Dame 51-50, then lost to Virginia 60-74 2010-11 Wofford 74-66, Gonzaga 89-67
A coach ejected from the game 11/15/17 at Princeton Princeton coach Mitch Henderson (2 technical fouls)	Shot 100% from the free throw line 2/24/22 vs. Loyola Marymount (6-6)	Won three NCAA tournament games 1980-81 Princeton 60-51, UCLA 78-55, Notre Dame 51-50, then lost to Virginia 60-74
AT LEAST two players scored 20+ points 1/30/21 vs. Pacific, Averette - 24, Barcell - 23	Shot 90% from the free throw line (min. 10 att.) 1/27/21 at Pepperdine (.947) 18-19	Played in the NIT 2021-22
Three players scored 20+ points 2/20/20 vs. Santa Clara, Haws 28, Childs 22, Toolson 20	Shot less than 50% from the free throw line 3/19/22 vs. Northern Iowa (.333) 2-6	Won an NIT game 3/19/22 Northern Iowa, 90-71
Four players scored 20+ points 1/13/79 vs. New Mexico, D. Ainge 27, Runia 25, Durrant 20, Taylor 20	Shot 60% on 3-pointers 12/18/21 at Weber State (.615), 16-26	Won two NIT games 2021-22 LBSU, 93-72, UNI 90-71
Two players scored 25+ points 1/23/20 at Pacific, Toolson 28, Childs 26	Shot 70% on 3-pointers 12/11/13 vs. Prairie View A&M (.714), 10-14	Won three NIT games 2015-16 Advanced to NIT semifinals [appearance vacated by the NCAA] 2012-13 Advanced to NIT semifinals 1965-66 NIT Champions 1950-51 NIT Champions
A player scored 30+ points 2/12/22 at Pepperdine, Alex Barcello 33	Opponent scored less than 20 points in the 1st half 11/16/21 vs. #12 Oregon, 18 (37-18, 81-49 W)	Won a conference tournament 2000-01
A player scored 40+ points 12/23/15 vs. New Mexico, Chase Fischer 41	Opponent scored less than 20 points in the 2nd half 12/22/21 vs. South Florida, 17 (23-17, 54-39) W	Won a regular season conference title 2010-11
A player attempted 20 or more field goals 12/11/21 vs. Creighton, Alex Barcello 20	BYU scored less than 20 points in the 1st half 3/9/19 vs. San Diego, 19 (BYU trailed 19-46)	Won a conference regular season outright 2007-08
A player had 5 or more steals 1/4/20 vs. Loyola Marymount, Jake Toolson 5	BYU scored less than 20 points in the 2nd half 1/15/00 vs. Utah, 19	Defeated a ranked team 12/10/22 vs. No. 21 Creighton (21/21), 83-80
A player had 5 or more blocks 2/27/21 vs. Saint Mary's, Matt Haarms 6	Opponent scored 50 or more points in a half 11/23/22 vs. USC, 51	Defeated a ranked team at home 2/20/20 vs. Gonzaga (2/2), 91-78
A player had double-digit assists 12/21/20 vs. Texas Southern, Alex Barcello 10	BYU scored 50 or more points in the first half 3/9/21 vs. Gonzaga, 53	Defeated a ranked team on the road 12/18/20 at San Diego State (18/20), 72-62
A player made double-digit free throws 11/9/21 vs. Cleveland State, Alex Barcello 13	BYU scored 50 or more points in the second half 12/20/22 vs. Lindenwood 51	Was ranked in the Top 25 AP Poll 12/6/21 Ranked 24th
A player shot 100% from the free throw line (min. 8 att.) 12/3/22 vs. South Dakota, Rudi Williams (8-8)	BYU scored 60 or more points in the first half 11/29/22 vs. Westminster, 63	Was ranked in the Top 25 Coaches Poll 12/6/21 Ranked 23rd
A player shot 100% from the floor (min. 5 att.) 2/3/22 San Francisco, Atiki Ally Atiki (5-5)	BYU scored 60 or more points in the second half 1/30/20 vs. Pepperdine, 61	Finished season ranked in the Top 25 polls 2019-20 16th (Coaches), 18th (AP)
A player shot 100% from threes (min. 3 att.) 12/20/22 vs. Lindenwood, Jaxson Robinson (4-4) Rudi Williams (3-3)	Won by 60 or more points (largest margin ever) 12/22/06 vs. Western Oregon (62) 102-40	
	Won by 50 or more points 2/20/16 vs. San Diego (58) 91-33	
	Won by 40 or more points 2/4/21 at Portland (45) 105-60	
	Won by 30 or more points 12/15/22 vs. Western Oregon (33) (97-64)	
	Won by 25 or more points 12/20/22 vs. Lindenwood (29) (90-61)	
	Lost by 35-plus points 11/22/04 vs. North Carolina (36) 86-50	



3



# NANI FALATEA

JUNIOR | 5-9 | GUARD | SALT LAKE CITY, UTAH | EAST/HERRIMAN HIGH SCHOOL

**2022-23**

Started all 33 games for BYU during the 2022-23 campaign, averaging 35.0 minutes per game ... Averaged 15.3 points per game on 39.2 percent shooting ... Led the Cougars with 149 total assists, 4.5 assists per game ... Held the second-highest three-point percentage at 36.7 percent ... Was BYU's second-leading rebounder at 3.9 rebounds per game

**High School**

Attended East High School and Herriman High School ... Named GA MVP as a senior ... Three-time all-state first-team selection ... Named Adidas Gauntlet All-American as a junior ... Named 5A MVP sophomore season at East ... Won two state championships ... Four-time region champion ... Earned a place on the honor roll every season of high school ...

**2021-22**

Played in 28 games ... averaged 3.2 points, and 1.3 rebounds in 10.8 minutes per game ... shot 50 percent from the 3-point line (21 of 42) - BYU season record for minimum 40 attempts ... Shot 47.1 percent from the field (32-68) ... Scored a season-high 14 points against Utah State on 5 of 5 shooting, including 4 of 4 three-pointers ... totaled 19 steals, including a season-best three vs. West Virginia ... Posted 25 assists with a season-high 4 against LMU ... Had four rebounds twice (at Montana State, San Francisco) ... Scored 10 points against Pacific

**Personal**

Born in Salt Lake City, Utah ... Parents are Jamie and Charlie Falatea ... Second oldest of eight children ... Family Studies major

**2023-24 GAME-BY-GAME**

OPPONENT	DATE	MIN.	FG-FGA	PCT	3FG-FGA	PCT	FT-FTA	PCT	OFF	DEF	REB	AST	BLK	STL	PF	TO	PTS	AVG
at Montana State	11/7																	
Weber State	11/10																	
Utah Valley	11/14																	
vs. Wake Forest	11/18																	
vs. Saint Louis	11/21																	
LMU (11/25/23)	11/25	19	3-8	.375	1-3	.333	4-4	1.000	0	2	2	2	1	0	0	1	11	11.0
at Wyoming	11/28	22	3-4	.750	0-0	.000	4-4	1.000	1	4	5	7	0	1	2	2	10	10.5
at Utah	12/2	23	1-9	.111	1-3	.333	2-2	1.000	1	2	3	5	0	1	0	1	5	8.7
Utah State	12/5																	
Boise State	12/9																	
Idaho State	12/16																	
at Missouri State	12/20																	
vs. Nevada	12/21																	
at TCU	12/30																	
Oklahoma	1/3																	
Iowa State	1/6																	
at Houston	1/10																	
Cincinnati	1/13																	
at Oklahoma State	1/17																	
Texas Tech	1/20																	
at Kansas State	1/27																	
at Kansas	1/31																	
West Virginia	2/3																	
Baylor	2/7																	
at Cincinnati	2/10																	
at UCF	2/13																	
Kansas	2/17																	
TCU	2/21																	
at Iowa State	2/25																	
Houston	2/28																	
at Texas	3/2																	
Big 12 1st Round	3/7																	
Big 12 2nd Round	3/8																	
Big 12 Quarterfinals	3/9																	
Big 12 Semifinals	3/11																	
Big 12 Championship	3/12																	

Instagram: [nanifalatea](#)  
 Twitter: [nanifalatea](#)  
 TikTok: [nanifalatea3](#)

**SEASON HIGHS**

Points:	11	LMU (11/25/23)
Rebounds:	5	at Wyoming (11/28/23)
Assists:	7	at Wyoming (11/28/23)
Steals:	1 (x2)	at Utah (12/2/23)
Blocks:	1	LMU (11/25/23)
Field Goals:	3 (x2)	at Wyoming (11/28/23)
3-Pointers:	1 (x2)	at Utah (12/2/23)
Free Throws:	4 (x2)	at Wyoming (11/28/23)
Minutes:	23	at Utah (12/2/23)

**CAREER HIGHS**

Points:	27	at Pacific (1/28/23)
Rebounds:	9	at Colorado State (11/8/22)
Assists:	8	Monmouth (12/21/22)
Steals:	5	at Pacific (1/28/23)
Blocks:	3	Saint Mary's (12/31/23)
Field Goals:	10 (2x)	San Francisco (1/19/23)
3-Pointers:	6	at Pacific (1/28/23)
Free Throws:	11	at Santa Clara (2/16/23)
Minutes:	40 (4x)	vs. No. 18 Gonzaga (2/25/23)

**PRODUCTION TRACKER**

Had a double-double	0 (0-0)	0 (0-0)
Scored 10+ points	2 (1-1)	31 (18-13)
Scored 20+ points	0 (0-0)	7 (4-3)
Led BYU in scoring	0 (0-0)	0 (0-0)
Led BYU in rebounds	0 (0-0)	0 (0-0)
Led BYU in assists	2 (0-2)	2 (0-2)
Led BYU in blocks	0 (0-0)	0 (0-0)
Made 5+ FGs	0 (0-0)	21 (12-9)
Made 3+ 3-pt FGs	0 (0-0)	11 (7-4)
Had 3+ assists	2 (0-2)	30 (13-17)
Had 5+ assists	2 (0-2)	19 (12-7)
Had 7+ assists	1 (0-1)	7 (6-1)
Had 5+ rebounds	1 (0-1)	14 (8-6)

**CAREER STATISTICS**

YEAR	GP-GS	MPG	FG-FGA	PCT	3FG-A	PCT	FT-FTA	PCT	OFF-DEF-REB	R/GM	PF-D	A	A/GM	TO	BLK	B/GM	STL	S/GM	PTS	AVG
2021-2022	28-0	10.8	32-68	.471	21-42	.500	4-6	.667	3-34-37	1.3	37-0	25	0.9	21	3	0.1	19	0.7	89	3.2
2022-2023	33-33	34.8	190-485	.392	62-169	.367	62-79	.785	17-113-130	3.9	82-2	66	2.0	137	21	0.6	52	1.6	504	15.3
2023-2024	3-1	21.3	7-21	.333	2-6	.333	10-10	1.000	2-8-10	3.3	2-0	14	4.7	4	1	0.3	2	0.6	26	8.7
---	--	--	--	--	--	--	--	--	--	--	--	--	--	--	--	--	--	--	--	--
---	--	--	--	--	--	--	--	--	--	--	--	--	--	--	--	--	--	--	--	--
<b>TOTAL</b>	<b>64-34</b>	<b>23.8</b>	<b>229-574</b>	<b>.399</b>	<b>85-217</b>	<b>.392</b>	<b>76-95</b>	<b>.800</b>	<b>22-155-177</b>	<b>2.8</b>	<b>121-2</b>	<b>188</b>	<b>2.9</b>	<b>162</b>	<b>25</b>	<b>0.4</b>	<b>73</b>	<b>1.1</b>	<b>619</b>	<b>9.7</b>

**BIG 12 CAREER STATISTICS**

YEAR	GP-GS	MPG	FG-FGA	PCT	3FG-A	PCT	FT-FTA	PCT	OFF-DEF-REB	R/GM	PF-D	A	A/GM	TO	BLK	B/GM	STL	S/GM	PTS	AVG
2023-2024	--	--	--	--	--	--	--	--	--	--	--	--	--	--	--	--	--	--	--	--
---	--	--	--	--	--	--	--	--	--	--	--	--	--	--	--	--	--	--	--	--
---	--	--	--	--	--	--	--	--	--	--	--	--	--	--	--	--	--	--	--	--
---	--	--	--	--	--	--	--	--	--	--	--	--	--	--	--	--	--	--	--	--
<b>TOTAL</b>	<b>0-0</b>	<b>0.0</b>	<b>0-0</b>	<b>.000</b>	<b>0-0</b>	<b>.000</b>	<b>0-0</b>	<b>.000</b>	<b>0-0-0</b>	<b>0.0</b>	<b>0-0</b>	<b>0</b>	<b>0.0</b>	<b>0</b>	<b>0</b>	<b>0.0</b>	<b>0</b>	<b>0.0</b>	<b>0</b>	<b>0.0</b>

