



# Texas Tech LADY RAIDER BASKETBALL

1993 NCAA CHAMPIONS // 20 NCAA TOURNAMENT APPEARANCES // 5 BIG 12 TITLES

GAME 20

VS

BYU COUGARS  
Jan. 20, 2024 // 5:00 PM CT  
Marriott Center // Provo, Utah

TV: ESPN+  
Play-by-Play: Dave McCann  
Analyst: Kristen Kozlowski



RADIO: TECH SPORTS NETWORK  
Play-by-Play: Mark Finkner  
Analyst: Chuck Heinz



## 2023-24 SCHEDULE/RESULTS

Overall: 14-5 | Big 12: 3-3 | H: 11-1 | A: 1-2 | N: 2-2

### NOVEMBER • (8-0)

7	UTRGV	ESPN+	W, 95-53
10	TARLETON	ESPN+	W, 70-63
13	LAMAR	ESPN+	W, 61-44
17	TEXAS A&M-COMMERCE	ESPN+	W, 91-45
20	UTSA	ESPN+	W, 63-58
24	! vs. Rutgers	FloHoops	W, 79-72
25	! vs. Santa Clara	FloHoops	W, 61-56
29	UC IRVINE	ESPN+	W, 60-54

### DECEMBER • (4-2)

1	HOUSTON CHRISTIAN	ESPN+	W, 79-34
5	SAM HOUSTON	ESPN+	W, 93-60
13	INCARNATE WORD	ESPN+	W, 76-35
19	# vs. Tulsa	YouTube	L, 58-66
20	# vs. RV Oregon State	YouTube	L, 65-77
30	* at Houston	ESPN+	W, 79-71

### JANUARY • (2-3)

3	* #10 TEXAS	ESPN+	L, 47-74
6	* KANSAS	ESPN+	W, 73-64
10	* at Oklahoma State	ESPN+	L, 58-71
13	* at Oklahoma	ESPN+	L, 55-73
17	* IOWA STATE	ESPN+	W, 71-63
20	* at BYU	ESPN+	5 p.m.
24	* HOUSTON	ESPN+	6 p.m.
27	* TCU	ESPN+	2 p.m.

### FEBRUARY • (0-0)

3	* at Cincinnati	ESPN+	1 p.m.
6	* at West Virginia	ESPN+	6 p.m.
10	* UCF	ESPN+	7 p.m.
14	* OKLAHOMA STATE	ESPN+	6 p.m.
18	* at Baylor	ESPN2/ESPNU	3 p.m.
21	* at Texas	Longhorn Network	7 p.m.
24	* CINCINNATI	ESPN+	2 p.m.
28	* at TCU	ESPN+	6:30 p.m.

### MARCH • (0-0)

2	* KANSAS STATE	ESPN+	2 p.m.
7-12	@ Big 12 Championship	TBD	TBD

All times are Central and subject to change ... Home games in CAPS at the United Supermarkets Arena ... ! - South Point Shootout Tournament (Las Vegas, Nev.) ... # - Maui Classic (Maui, Hawaii) ... \* - Indicates Big 12 Conference Game ... @ - Big 12 Tournament (Kansas City, Mo./T-Mobile Center)

## SOCIAL MEDIA: #WreckEm | #FOTM

- X: @LadyRaiderWBB
- YouTube: TexasTechAthletics
- Instagram: @LadyRaiderWBB
- Facebook: Texas Tech Lady Raider Basketball

## TEXAS TECH LADY RAIDERS

Record	14-5, 3-3 Big 12
Rankings	AP: NR   Coaches: NR
Last Game	Won vs. #24 Iowa State, 71-63 (1/17/24)
Streak	Win 1
Head Coach	Krista Gerlich
Career Record	344-201 (18th Season)
Record at Texas Tech	55-54 (4th Season)
Texas Tech Record vs. BYU	2-1

## LADY RAIDER STORYLINES



## PROJECTED STARTERS

Pos.	#	Name	Yr.	GP-GS	PPG	RPG	APG
G/F	2	Kilah Freelon	So.	19-19	8.5	5.7	1.1
G	3	Jasmine Shavers	So.	19-18	14.6	5.6	1.4
G/F	12	Jordyn Merritt	Sr.	19-13	7.5	5.5	1.4
G	20	Bailey Maupin	So.	19-19	15.2	4.3	3.6
G	25	Ashley Chevalier	Jr.	19-17	3.6	2.0	1.3

## KEY RESERVES

G	5	Rhyle McKinney	Jr.	18-1	3.4	1.3	1.3
F	13	Elina Arike	Sr.	19-5	4.8	2.4	1.5
G	24	Jada Wynn	So.	17-1	4.5	1.8	1.6

## BYU COUGARS

Record	11-8, 1-5 Big 12
Rankings	AP: NR   Coaches: NR
Last Game	Lost at Oklahoma State, 82-50 (1/17/24)
Streak	Lose 1
Head Coach	Amber Whiting
Career Record	27-25 (2nd Season)
Record at BYU	27-25 (2nd Season)
BYU Record vs. Texas Tech	1-2

## PREVIEW

The Texas Tech Lady Raiders continue Big 12 play as they travel to Provo, Utah to take on the BYU Cougars this Saturday, January 20 at 5 p.m. CT in the Marriott Center. The Lady Raiders hold an all-time 2-1 record over the Cougars. The last time these two teams faced one another was on 12/30/88 when BYU took the game by a close 76-74 score.

## 3-POINT THRIVING

Texas Tech made a season-high 13 3-pointers in the game against No. 24 Iowa State on Wednesday. The last time Tech made 13 or more threes in a game was against Oklahoma State on 2/1/20. The 20 3-pointers remains the program record for the Lady Raiders. This is also the fourth time this season Tech has recorded double-digit 3-pointers in a game (10 vs. Kansas, 1/6/24; 10 vs. UTRGV, 11/7/23; 10 at Houston, 12/30/23).

## DEFENSIVE MINDED

The Lady Raiders defense this season has been impressive. The team ranks 46th in the NCAA in 3-point percentage defense, holding opponents to just 27.2 percent from behind the arc. Texas Tech is forcing 20.32 turnovers per game which is good for 33rd in the country and 4th in the Big 12. The Lady Raiders have forced 20 or more turnovers in 11 games so far, while forcing an average of 17.33 turnovers per game in conference play.

# 2023-24 QUICK FACTS

## GENERAL INFORMATION

School..... Texas Tech University  
 Location..... Lubbock, Texas  
 Founded..... 1923  
 Enrollment..... 40,944  
 Nickname..... Lady Raiders  
 Colors..... Scarlet & Black  
 Mascot (Official/Unofficial)..... Masked Rider/Raider Red  
 Affiliation..... Division I  
 Conference..... Big 12  
 President..... Dr. Lawrence Shovanec  
 Athletics Director..... Kirby Hocutt  
 Faculty Athletics Representative..... Brian Shannon  
 Sr. Associate AD/SWA..... Deedee Brown-Campbell  
 Compliance Director..... Jennifer Brashear  
 Ticket Office..... 806-742-TECH  
 Athletics Website..... www.texastech.com  
 Department Main Number..... @LadyRaiderWBB  
 Head Coach Twitter..... @CoachGerlich

## FACILITY INFORMATION

Facility Name..... United Supermarkets Arena  
 Capacity..... 15,098  
 Opened..... 1999

## PROGRAM HISTORY

First Season..... 1975  
 Seasons..... 48  
 Overall Record..... 990-579  
 Big 12 Record..... 199-265  
 Big 12 Championships..... 3 (1998, 1999, 2000)  
 Big 12 Tournament Record..... 18-23  
 Big 12 Tournament Titles..... 2 (1998, 1999)  
 NCAA Tournaments (Last)..... 20 (2013)  
 NCAA Tournament Record..... 30-19  
 NIT Appearances (Last)..... 6 (2023)  
 NIT Record..... 10-6  
 Sweet 16s (Last)..... 11 (2005)  
 Elite Eights (Last)..... 4 (2003)  
 Final Fours (Last)..... 1 (1993)  
 National Titles..... 1 (1993)  
 Last Postseason Game..2023, WNIT 3rd Round (L, 66-71 Arkansas)

## TEAM INFORMATION

2022-23 Record.....20-15  
 2022-23 Big 12 Record/Finish..... 6-12/8th  
 2022-23 Postseason.....WNIT Third Round  
 AP Final Ranking..... N/A  
 Coaches Poll Final Ranking..... N/A  
 Last AP Ranking.....Jan. 16, 2012 (No. 17)  
 Last Coaches Poll Ranking.....Jan. 17, 2012 (No. 20)  
 Starters Returning..... 3  
 Letterwinners Returning..... 8  
 Letterwinners Lost..... 6  
 Newcomers..... 7

## COACHING & SUPPORT STAFF

Head Coach.....Krista Gerlich (Texas Tech '93)  
 Career Record/Seasons..... 344-201 (17 seasons)  
 Tech Record/Seasons.....55-54 (3 seasons)  
 Associate Coach/Recruiting Coordinator ..Ashley Odom (Lamar '10)  
 Season at Tech..... 4th season


Associate Coach.....Plenette Pierson (Texas Tech '03)  
 Season at Tech.....2nd season  
 Assistant Coach/Recruiting Ops.....Erik DeRoo (McPherson College'14)  
 Season at Tech.....2nd season  
 Assistant Coach/Director of Ops..... Jordan Vessels (WTAMU '16)  
 Season at Tech..... 4th season  
 Assistant Coach/Dir. of Video & Scouting Ops..... Mitch Vanya (TAMU '11)  
 Season at Tech.....2nd season  
 Chief of Staff..... Jared Boyd  
 Dir. of Player Development & Social Media Recruiting.... Zuri Sanders  
 Athletic Trainer.....Brenna Ellis  
 Strength & Conditioning Coach..... Kyle Jean  
 Graduate Manager..... Ladun Akako  
 Graduate Manager..... Channing Cunyus  
 Graduate Manager..... Sarah Konstans  
 Graduate Manager..... Brice Legan  
 Graduate Manager..... Shawnisay Millar  
 Graduate Manager..... Tatum Veitenheimer

## ATHLETICS COMMUNICATIONS

Senior Associate AD..... Robert Giovannetti  
 Assistant Athletics Director..... Matt Dowdy (FB)  
 Director..... Wes Bloomquist (MBB)  
 Director..... Matt Burkholder (FB, M/W Golf)  
 Associate Director..... Chris Duarte (T&F, FB)  
 Associate Director..... Casey Montalvo (WBB, M/W TENNIS)  
 Associate Director..... Andrew Stern (SOC, BSB)  
 Associate Director..... Jay Strader (VB, SB)  
 Women's Basketball Contact..... Casey Montalvo  
 Email..... casey.montalvo@ttu.edu  
 Cell Phone..... (830) 931-1558  
 Mailing Address..... 2526 6th St.  
 ..... Lubbock, TX 79409

## MEDIA INFORMATION

Radio..... Texas Tech Sports Network, Learfield Sports  
 Radio Contact Person..... Rick Leach  
 Email..... rleach@learfieldsports.com  
 Play-By-Play..... Mark Finkner  
 Color Analyst..... Chuck Heinz



# MATCHUP INFO



## SERIES HISTORY

Games.....	3
Series Record.....	2-1
In Lubbock.....	1-0
In Provo.....	0-1
At Neutral Site.....	1-0
Current Streak.....	L1

## LAST 10 MEETINGS

vs. BYU

Date	Loc.	W/L	TECH	BYU
12/30/88	A	L	74	76
12/11/87	H	W	74	71
12/15/84	N	W	92	76

## OTHER TTU NOTABLES

• The Lady Raiders are pretty good at getting to the free-throw line as they are 59th in the nation and 4th in the Big 12 in free throw attempts per game (19.58). They are also ranked 35th nationally and 4th in conference with 14.89 free throws made per game. In addition, Bailey Maupin has a knack at drawing fouls as she checks in at 10th nationally and 1st in the Big 12 with 88 free throws made. Tech's 76.1 percent from the free throw line is also good for 44th in the NCAA and 1st in conference.

• The Texas Tech sophomore class is off to a hot start this season. Three sophomores lead the team in scoring with Bailey Maupin leading the way as she totals 15.2 ppg, followed by Jasmine Shavers with 14.6 ppg and Kilah Freelon with 8.5 ppg. The sophomore class accounts for 79 of Tech's 133 3-pointers (.594) as well as 328 of Tech's 678 rebounds (.484).

• Texas Tech forced 11 turnovers in the second quarter against UTSA, and also forced 18 turnovers in the first half of the game, which is the most in a half in at least 10 years.

• Tech has also forced 31 total turnovers twice this season, against the Roadrunners and UIW... 31 turnovers is the most this season and the first time since 2019 that Tech forced more than 25 in a game.

• Tech set or tied four program records this season. The Lady Raiders held Texas A&M-Commerce to a shutout in the first quarter on Nov. 17, making it the first time in program history a Lady Raiders team has done so. Tech also tied the program record in points scored in a quarter when they scored 37 points in the second quarter of the season opener against UTRGV. In addition, they set a record for most steals in a fourth quarter with six against both Incarnate Word and Oregon State.

• The Lady Raiders totaled 56 rebounds against the Texas A&M-Commerce Lions, which is the most in almost two years. The last time Tech had over 50 boards in a game was 51 versus Texas State on Nov. 22, 2021.

• Texas Tech held opponents to single-digit scoring in the first two quarters, as well as under 20 points in the first half, in Tech's first four contests. Against UIW on Dec. 13, Tech held the Cardinals to single-digit scoring in three of four quarters, which is the 14th time holding a team to single-digits in a quarter this year.

• The Lady Raiders are coming off their best season in 10 years as they recorded their first 20-win season since 2012-13 when Tech went 21-10. That was also the last time that the

Lady Raiders made the postseason as they qualified for the NCAA Tournament. Texas Tech is coming off a 20-15 season that saw them make it to the third round of the WNIT Tournament, losing in a close game to the Arkansas Razorbacks.

• Senior Jordyn Merritt, a transfer from the University of Florida, was named to the 2024 Cheryl Miller Small Forward of the Year Award Watchlist by The Naismith Basketball Hall of Fame and the Women's Basketball Coaches Association (WBCA). This award recognizes the top small forwards in women's NCAA Division I college basketball every season and was determined by a national committee of top college basketball personnel. Merritt became the first Lady Raider to be named to the preseason list since Vivian Gray in the 2021-22 season.

• Senior center Jazmaine Lewis is one of the Lady Raiders' key returners for the 2023-24 season. Last year, Lewis posted one of the best field goal percentages in program history after going 81-of-133 (.609) from the field. She now ranks fourth all-time in single-season field goal percentage.

• This Lady Raider squad boasts seven newcomers on the team with four freshmen and three transfers. The freshmen include Achol Magot, Loghan Johnson and Kelly Mora, while the transfers include Jazion Jackson (UTEP), Jordyn Merritt (Florida), Elina Arike (UTEP) and Jada Wynn (Colorado).

## TEXAS TECH MILESTONE WATCH

	Pts.	Rbs.	Ast.	Stl.	Blk.
Elina Arike	764	429	146	61	39
Ashley Chevalier	210	119	108	60	0
Kilah Freelon	262	198	32	38	23
Loghan Johnson	70	32	9	7	0
Jazmaine Lewis	454	272	28	18	44
Bailey Maupin	626	175	98	47	8
Rhyle McKinney	609	147	87	55	8
Jordyn Merritt	726	477	101	957	66
Kelly Mora	15	8	5	0	1
Jasmine Shavers	543	229	52	52	1
Saga Ukkonen	97	36	23	12	4
Jada Wynn	185	88	37	14	8



# NEXT OPPONENT



Date and Time.....	Jan. 24, 6:00 PM
Site.....	Lubbock, Texas
TV.....	ESPN+
Radio.....	Texas Tech Sports Network
Series History.....	39-15
Last Meeting.....	12/30/23, W 79-71

TEXAS TECH	CATEGORY	BYU
70.2	Points Per Game	68.9
59.6	Opponent Points Per Game	66.1
41.9	Field Goal Percentage	45.4
40.9	Opponent Field Goal Percentage	38.9
33.5	Three-Point Field Goal Percentage	37.3
76.1	Free Throw Percentage	62.0
35.7	Rebounds Per Game	40.3
14.2	Assists Per Game	15.9
16.5	Turnovers Per Game	18.0
0.9	Assist/Turnover Ratio	0.9
8.5	Steals Per Game	5.6
2.8	Blocks Per Game	4.2



# ROSTER BREAKDOWN

## 2023 NUMERICAL ROSTER

NO.	NAME	POS.	HT.	YR.	HOMETOWN/HS/PREVIOUS SCHOOL
1	Jazion Jackson	G	5-9	Sr.	Dallas, Texas/UTEP
2	Kilah Freelon	G/F	6-1	So.	Denver, Colo./Mullen
3	Jasmine Shavers	G	5-8	So.	Mesquite, Texas/Mississippi State
4	JoJo Nworie	F/C	6-5	R-So.	Lagos, Nigeria/College of Southern Idaho
5	Rhyle McKinney	G	5-9	Jr.	Argyle, Texas/SMU
10	Achol Magot	C	6-7	Fr.	Tucson, Ariz./Southern Arizona Volunteers Prep
11	Saga Ukkonen	G	5-9	Jr.	Helsinki, Finland/Makelanrinne
12	Jordyn Merritt	G/F	6-3	Sr.	Plano, Texas/Florida
13	Elina Arike	F	6-2	Sr.	Helsinki, Finland/Makelanrinne
20	Bailey Maupin	G	5-10	So.	Gruver, Texas/Gruver
23	Loghan Johnson	G	5-10	Fr.	Houston, Texas/Houston Christian Academy
24	Jada Wynn	G	6-1	So.	Yorba Linda, Calif./Colorado
25	Ashley Chevalier	G	5-7	Jr.	Chatsworth, Calif./Texas
30	Kelly Mora	F	6-1	Fr.	Lubbock, Texas/Monterey
42	Jazmaine Lewis	C	6-4	Sr.	Kansas City, Mo./Houston

## 2023 ALPHABETICAL ROSTER

NO.	NAME	POS.	HT.	YR.	HOMETOWN/HS/PREVIOUS SCHOOL
13	Elina Arike	F	6-2	Sr.	Helsinki, Finland/Makelanrinne
25	Ashley Chevalier	G	5-7	Jr.	Chatsworth, Calif./Texas
2	Kilah Freelon	G/F	6-1	So.	Denver, Colo./Mullen
1	Jazion Jackson	G	5-9	Sr.	Dallas, Texas/UTEP
23	Loghan Johnson	G	5-10	Fr.	Houston, Texas/Houston Christian Academy
42	Jazmaine Lewis	C	6-4	Sr.	Kansas City, Mo./Houston
10	Achol Magot	C	6-7	Fr.	Tucson, Ariz./Southern Arizona Volunteers Prep
20	Bailey Maupin	G	5-10	So.	Gruver, Texas/Gruver
5	Rhyle McKinney	G	5-9	Jr.	Argyle, Texas/SMU
12	Jordyn Merritt	G/F	6-3	Sr.	Plano, Texas/Florida
30	Kelly Mora	F	6-1	Fr.	Lubbock, Texas/Monterey
4	JoJo Nworie	F/C	6-5	R-So.	Lagos, Nigeria/College of Southern Idaho
3	Jasmine Shavers	G	5-8	So.	Mesquite, Texas/Mississippi State
11	Saga Ukkonen	G	5-9	Jr.	Helsinki, Finland/Makelanrinne
24	Jada Wynn	G	6-1	So.	Yorba Linda, Calif./Colorado

**Head Coach:** Krista Gerlich (4th season, Texas Tech '93)  
**Associate Coach/Recruiting Coordinator:** Ashley Odom (4th season, Lamar '10)  
**Associate Coach:** Plenette Pierson (2nd season, Texas Tech '03)  
**Assistant Coach/Recruiting Operations:** Erik DeRoo (3rd season, McPherson College '14)  
**Assistant Coach/Director of Operations:** Jordan Vessels (4th season, West Texas A&M '12)  
**Assistant Coach/Director of Video & Scouting Operations:** Mitch Vanya (2nd season, Texas A&M '11)  
**Chief of Staff:** Jared Boyd  
**Director of Player Development & Social Media Recruiting:** Zuri Sanders  
**Athletic Trainer:** Brenna Ellis  
**Strength & Conditioning Coach:** Kyle Jean

## PRONUNCIATION GUIDE

<b>ELINA ARIKE</b>	EE-Lean-Uh   UH-Ree-Kay
<b>Ashley CHEVALIER</b>	SHUH-Vah-Lee-Ay
<b>KILAH FREELON</b>	KY-Luh   Free-LONN
<b>JAZION Jackson</b>	Jazz-EE-On
<b>ACHOL MAGOT</b>	UH-Choll   MUH-Got
<b>Krista GERLICH</b>	Gur-LICK
<b>JoJo NWORIE</b>	NWOR-AY
<b>Saga UKKONEN</b>	OO-Kuh-Ninn

## TEXAS TECH'S RECORD WHEN...

	SEASON	BIG 12
Overall	14-5	3-3
At Home	11-1	2-1
On Road	1-2	1-2
At Neutral Sites	2-2	--
Day Games	4-1	2-1
Night Games (6 p.m.)	10-4	1-2
Overtime Games	--	--
In November	8-0	--
In December	4-2	1-0
In January	2-3	2-3
In February	--	--
In March	--	--

### SCORING

TTU Leads at Halftime	11-0	3-0
TTU Trails at Halftime	3-5	0-3
Tied at Halftime	--	--
TTU Scores < 50	0-1	0-1
TTU Scores 50-59	0-3	0-2
TTU Scores 60-69	2-1	--
TTU Scores 70-79	7-0	3-0
TTU Scores 80-89	--	--
TTU Scores 90-99	3-0	--
TTU Scores 100+	--	--

Opp. Scores < 50	4-0	--
Opp. Scores 50-59	4-0	--
Opp. Scores 60-69	4-1	2-0
Opp. Scores 70-79	2-4	1-3
Opp. Scores 80-89	--	--
Opp. Scores 90+	--	--

### REBOUNDING

Out-Rebound Opp.	11-2	2-1
Equal Rebounds	--	--
Out-Rebounded	3-3	1-2
TTU Has 40+	5-1	--
TTU Has Less Than 40	8-4	3-3

### FIELD GOALS

TTU Has Higher FG%	9-0	2-0
TTU Has Lower FG%	5-5	1-3
TTU Shoots → 40%	12-0	3-0
TTU Shoots < 40%	2-4	0-2
Opp. Shoots → 40%	6-5	2-3
Opp. Shoots < 40%	8-0	1-0

### FREE THROWS










TTU Attempts More FTs	13-3	3-2
TTU Attempts Fewer FTs	1-2	0-1
Equal FT Attempts	--	--
TTU Makes More FTs	13-3	3-2
TTU Makes Fewer FTs	0-2	0-1
Equal Free Throw Makes	1-0	--
TTU Makes 15+ FTs	7-2	2-0
TTU Makes 20+ FTs	3-0	2-0
TTU Makes 25+ FTs	1-0	--

### UNIFORMS

Wearing White	11-3	1-2
Wearing Black	3-2	2-1
Wearing Red	--	--
Wearing Pink	--	--



# TV/RADIO ROSTER

			GP-GS	MPG	PPG	RPG	APG	FG%	FT%	
1		<b>JAZION JACKSON</b>								
		G   5-9   Sr. Dallas, Texas UTEP	2023-24	--	--	--	--	--	--	--
2		<b>KILAH FREELON</b>								
		G/F   6-1   So. Denver, Colo. Mullen HS	2023-24	19-19	21.7	8.5	5.7	1.1	.509	.785
3		<b>JASMINE SHAVERS</b>								
		G   5-8   So. Mesquite, Texas Mississippi State	2023-24	19-18	25.8	14.6	5.6	1.4	.417	.851
4		<b>JOJO NWORIE</b>								
		F/C   6-5   R-So. Lagos, Nigeria College of Southern Idaho	2023-24	--	--	--	--	--	--	--
5		<b>RHYLE MCKINNEY</b>								
		G   5-9   Jr. Argyle, Texas SMU	2023-24	18-1	14.0	3.4	1.3	1.3	.420	.833
10		<b>ACHOL MAGOT</b>								
		C   6-7   Fr. Tuscon, Ariz. Southern Arizona Volunteers Prep	2023-24	--	--	--	--	--	--	--
11		<b>SAGA UKKONEN</b>								
		G   5-9   Jr. Helsinki, Finland Mäkelänrinne	2023-24	17-1	8.7	2.8	0.9	0.3	.375	.545
12		<b>JORDYN MERRITT</b>								
		G/F   6-3   Sr. Plano, Texas Florida	2023-24	19-13	22.5	7.5	5.5	1.4	.369	.607
13		<b>ELINA ARIKE</b>								
		F   6-2   Sr. Helsinki, Finland UTEP	2023-24	19-5	21.4	4.8	2.4	1.5	.420	.500
20		<b>BAILEY MAUPIN</b>								
		G   5-10   So. Gruver, Texas Gruver HS	2023-24	19-19	30.7	15.2	4.3	3.6	.425	.863
23		<b>LOGHAN JOHNSON</b>								
		G   5-10   Fr. Houston, Texas Houston Christian Academy	2023-24	19-0	12.4	3.7	1.7	0.5	.426	.563
24		<b>JADA WYNN</b>								
		G   6-1   So. Yorba Linda, Calif. Colorado	2023-24	17-1	18.4	4.5	1.8	1.6	.353	.917
25		<b>ASHLEY CHEVALIER</b>								
		G   5-7   Jr. Chatsworth, Calif. University of Texas	2023-24	19-17	21.0	3.6	2.0	1.3	.431	.750
30		<b>KELLY MORA</b>								
		F   6-1   Fr. Lubbock, Texas Monterey HS	2023-24	7-0	4.8	2.1	1.1	0.7	.462	.429
42		<b>JAZMAINE LEWIS</b>								
		C   6-4   Sr. Kansas City, Mo. Houston	2023-24	14-1	6.9	2.3	0.9	0.4	.469	1.000
			CAREER	116-24	9.6	3.9	2.3	0.2	.527	.548

# HEAD COACH KRISTA GERLICH

# ABOUT COACH GERLICH



## HEAD COACH EXPERIENCE

Texas Tech Experience	4th Season
Texas Tech Record	55-54 (16-41 Big 12)
Collegiate Experience	18th Season
Collegiate Record	344-201
Div. I Experience	11th Season
Div. I Record	176-148
Alma Mater	Texas Tech, 1993

## TEXAS TECH // 2020-PRESENT (55-54)

- In the 2022-23 season, Gerlich led the Lady Raiders to its first postseason since 2012, making it to the third round of the WNIT.
- In 2021-22, Gerlich's squad defeated three AP Top-25 Big 12 foes including No. 9 Texas. The win over UT was the program's first since the 2012-13 season.
- Under her guidance, Tech also recorded its highest conference finish under a first-year head coach in the Big 12 era.

# YEAR-BY-YEAR HEAD COACHING RECORD

Year	School	Overall	Conference	Conference Tour.	Postseason
2006-07	West Texas A&M	28-5	14-0 (1st)	2-1 (Runner-Up)	1-1 - NCAA DII Regional
2007-08	West Texas A&M*	26-5	14-0 (1st)	3-0 (Champions)	0-1 - NCAA DII Regional
2008-09	West Texas A&M*	28-6	10-2 (1st)	3-0 (Champions)	3-1 - NCAA DII Elite Eight
2009-10	West Texas A&M*	30-4	10-2 (1st)	3-0 (Champions)	1-1 - NCAA DII Regional
2010-11	West Texas A&M	17-11	10-4 (4th)	0-1	--
2011-12	West Texas A&M	19-10	16-4 (2nd)	1-1	0-1 - NCAA DII Regional
2012-13	West Texas A&M	20-12	14-6 (4th)	2-1 (Runner-Up)	--
2013-14	UT Arlington	4-25	3-15 (10th)	--	--
2014-15	UT Arlington	17-13	11-9 (T-4th)	0-1	--
2015-16	UT Arlington	15-16	10-10 (6th)	0-1	--
2016-17	UT Arlington	22-9	14-4 (2nd)	1-1 (Semifinals)	0-1 - WNIT First Round
2017-18	UT Arlington	18-12	12-6 (T-3rd)	0-1	--
2018-19	UT Arlington*	24-8	15-3 (T-1st)	0-1	1-1 - WNIT First Round
2019-20	UT Arlington	21-11	14-4 (3rd)	1-1 (Quarterfinals)	--
2020-21	Texas Tech	10-15	5-13 (7th)	0-1	--
2021-22	Texas Tech	11-19	4-14 (8th)	0-1	--
2022-23	Texas Tech	20-14	6-12 (8th)	0-1	2-1 - WNIT Third Round
2023-24	Texas Tech	14-5	3-3	--	--
<b>TOTALS</b>	<b>18th season</b>	<b>344-201</b>	<b>185-111</b>	<b>16-13</b>	

## UT ARLINGTON // 2013-20 (121-94)

- Stands as the program's all-time winningest coach at UTA.
- Led the Lady Mavs to three 20-win seasons and was named Sun Belt Coach of the Year in 2019, following a successful campaign in which her Lady Mavs tied the program record for single-season wins, and picked up the program's first postseason win as well as UTA's first Sun Belt women's basketball regular season title.
- In 2016-17, Gerlich guided UTA to a 22-9 overall record, a second-place finish in the Sun Belt and a berth to the postseason as UTA participated in the postseason for the first time since 2009.

## WEST TEXAS A&M // 2006-13 (168-53)

- Led West Texas A&M to four consecutive South Division Lone Star Conference titles and three consecutive Lone Star Conference championships.
- The quickest coach in WTAMU history to reach each of the 100, 125 and 150-win benchmarks, and led the Lady Buffs to NCAA Tournament appearances in five of her seven years leading the program, including the team's first Elite Eight appearance in 11 years in 2009.
- Named the Lone Star Conference South Division Coach of the Year in 2007 and 2010.

# STANDOUTS UNDER GERLICH

## VIVIAN GRAY

- 2020-21, 21-22 WBCA Coaches All-America
- 2020-21, 21-22 First Team All-Big 12
- 2021 Cheryl Miller Award Top-10 Finalist
- Multiple National Player of the Year Watch Lists

## CIERRA JOHNSON (UTA)

- Three-time All-Sun Belt Selection
- 2019 Sun Belt Player of the Year
- Two-time Sun Belt Defensive Player of the Year

## REBEKAH VANDIJK (UTA)

- Four-time All-Sun Belt Selection
- 2015 Sun Belt Freshman of the Year

## EMILY BRISTER (WTAMU)

- Three-time WBCA All-American
- Two-time D2CCA South Central Player of the Year
- Three-time Lone Star Conference Player of the Year
- Three-time All-Lone Star Conference pick



## MISCELLANEOUS STATS

### DOUBLE-FIGURE SCORING GAMES

Player	19-20	20-21	21-22	22-23	23-24
Elina Arike	--	3	11	17	2
Ashley Chevalier	--	3	0	0	2
Kilah Freelon	--	--	--	3	7
Jazion Jackson	7	6	14	21	--
Laghan Johnson	--	--	--	--	1
Jazmaine Lewis	0	4	1	10	1
Rhyle McKinney	--	4	9	12	2
Bailey Maupin	--	--	--	20	18
Jordyn Merritt	--	4	14	7	4
Jasmine Shavers	--	--	--	13	14
Jada Wynn	--	--	--	3	1

### 20-POINT SCORING GAMES

Player	19-20	20-21	21-22	22-23	23-24
Elina Arike	--	0	0	2	--
Jazion Jackson	0	1	0	2	--
Rhyle McKinney	--	0	1	2	--
Bailey Maupin	--	--	--	3	2
Jordyn Merritt	--	0	1	0	--
Jasmine Shavers	--	--	--	2	4
Jada Wynn	--	--	--	--	1

### DOUBLE-FIGURE REBOUNDING GAMES

Player	19-20	20-21	21-22	22-23	23-24
Elina Arike	--	--	4	1	--
Kilah Freelon	--	--	--	0	3
Jazmaine Lewis	--	0	1	0	--
Jazion Jackson	0	0	0	1	--
Jordyn Merritt	--	1	2	4	2
Jasmine Shavers	--	--	--	0	2

### DOUBLE-DOUBLES

Player	19-20	20-21	21-22	22-23	23-24
Elina Arike	--	--	2	1	--
Jazion Jackson	0	0	0	1	--
Kilah Freelon	--	--	--	0	3
Bailey Maupin	--	--	--	0	1
Jordyn Merritt	--	1	1	1	1
Jasmine Shavers	--	--	--	0	2

### 3+ STEAL GAMES

Player	19-20	20-21	21-22	22-23	23-24
Elina Arike	--	0	2	0	--
Ashley Chevalier	--	3	1	0	2
Kilah Freelon	--	--	--	1	3
Jazion Jackson	4	4	2	10	--
Rhyle McKinney	--	0	0	2	--
Jasmine Shavers	--	--	--	3	2
Bailey Maupin	--	--	--	1	3
Jordyn Merritt	--	0	3	4	3

### 3+ BLOCK GAMES

Player	19-20	20-21	21-22	22-23	23-24
Elina Arike	--	0	0	1	--
Kilah Freelon	--	--	--	0	1
Jazmaine Lewis	0	1	0	0	1
Jordyn Merritt	--	0	2	2	2

## IN THE RANKINGS

### TEAM STATISTICAL RANKINGS

CATEGORY	Stat	NCAA	Big 12
Scoring offense	70.2	108th	10th
Scoring defense	59.6	80th	7th
Scoring margin	10.6	77th	6th
FG%	.419	129th	10th
FG% defense	.409	219th	12th
3PFG/game	7.0	105th	8th
3PFG%	.335	96th	7th
FT%	.761	44th	1st
FTs Made/Game	14.89	35th	4th
Rebs/game	35.68	228th	11th
Rebound margin	3.1	126th	10th
Assists/game	14.2	124th	9th
A/TO ratio	0.86	152nd	10th
Turnovers per game	16.5	197th	11th
Steals/game	8.5	127th	6th
Blocks/game	2.8	208th	11th

## LADY RAIDERS IN THE WNBA



Year	Name	Round	Pick
1997	Sheryl Swoopes	Allocated	--
	<i>Houston Comets</i>		
1997	Michi Atkins	2	3
	<i>Charlotte Sting</i>		
1998	Alicia Thompson	1	9
	<i>New York Liberty</i>		
1999	Angie Braziel	4	9
	<i>Charlotte Sting</i>		
2000	Keitha Dickerson	2	8
	<i>Minnesota Lynx</i>		
2003	Plenette Pierson	1	2
	<i>Phoenix Mercury</i>		
2004	Jia Perkins	3	9
	<i>Charlotte Sting</i>		
2005	Cisti Greenwalt	3	9
	<i>Sacramento Monarchs</i>		
2006	Erin Grant	3	11
	<i>Seattle Storm</i>		
2020	Brittany Brewer	2	5
	<i>Atlanta Dream</i>		

## THE GOAT SHERYL SWOOPES



Perhaps no women's basketball player is more well-known or iconic as Sheryl Swoopes. The two-time All-American led Texas Tech to the 1993 National Championship while earning numerous awards including the Naismith Player of the Year and Final Four MVP. Swoopes set a single-season school record with 955 points in 1993 - the 4th most by any player in a single season in NCAA history. After leaving Tech, Swoopes went on to have a storied WNBA career as well.

### SWOOPES' WNBA HIGHLIGHTS

- 4x WNBA Champion
- 3x WNBA MVP
- 6x WNBA All-Star
- 5x All-WNBA First Team
- 2x All-WNBA Second Team
- 3x WNBA Defensive Player of the Year
- 2x WNBA Scoring Champion
- 2006 WNBA Peak Performer
- WNBA's Top 15 Players of All Time (2011)

## AROUND THE BIG 12 (AS OF JAN. 17, 2024)

Team	Big 12 Record	Pct	Home	Away	Overall	Pct	Home	Away	Neutral
Kansas State	6-0	1.000	3-0	2-0	17-1	.944	10-0	4-0	3-1
Iowa State	5-1	.857	3-0	2-1	12-5	.706	9-1	3-2	0-2
Oklahoma	4-1	.800	3-0	1-1	10-6	.625	7-2	3-1	0-3
Texas	4-2	.667	2-1	2-1	17-2	.895	10-1	4-1	3-0
West Virginia	4-2	.667	2-1	2-1	15-2	.882	9-1	3-1	3-0
Oklahoma State	4-2	.667	2-1	2-1	11-6	.647	8-1	3-2	0-3
Baylor	3-2	.600	2-0	1-2	14-2	.875	9-0	2-2	3-0
<b>Texas Tech</b>	<b>3-3</b>	<b>.500</b>	<b>2-1</b>	<b>1-2</b>	<b>14-5</b>	<b>.737</b>	<b>11-1</b>	<b>1-2</b>	<b>2-2</b>
Houston	2-4	.333	2-1	0-3	11-6	.647	9-2	2-4	--
Kansas	2-4	.333	2-1	0-3	9-8	.529	7-1	1-5	1-2
Cincinnati	1-4	.200	1-1	0-3	9-7	.562	6-2	2-3	1-2
BYU	1-5	.167	1-2	0-3	11-8	.579	7-2	1-6	3-0
TCU	1-6	.143	1-1	0-3	14-4	.778	12-1	0-3	2-0
UCF	0-5	.000	0-3	0-2	9-6	.600	6-4	0-2	3-0

### BIG 12 PRESEASON AWARDS

#### PLAYER OF THE YEAR

Rori Harmon, Texas

#### NEWCOMER OF THE YEAR

Jada Walker, Baylor

#### FRESHMAN OF THE YEAR

Madison Booker, Texas

#### ALL-BIG 12 TEAM

Sarah Andrews, Baylor\*  
 Darianna Littlepage-Buggs, Baylor  
 Emily Ryan, Iowa State  
 Zakiyah Franklin, Kansas  
 Taiyanna Jackson, Kansas\*  
 Gabby Gregory, Kansas State\*  
 Ayoka Lee, Kansas State  
 Skylar Vann, Oklahoma  
 DeYona Gaston, Texas  
 Rori Harmon, Texas\*  
 JJ Quinerly, West Virginia

\*Denotes unanimous selection

A tie for the 10th spot resulted in 11 selections

#### HONORABLE MENTION

Lauren Gustin (BYU), Holly Kersgieter (Kansas), Serena Sundell (K-State), Lior Garzon (Oklahoma State), Sedona Prince (TCU), Shaylee Gonzales (Texas), Aaliyah Moore (Texas), **Bailey Maupin (Texas Tech)**

### BIG 12 PRESEASON POLL

#### Team (1st place votes)

Team (1st place votes)	Points
1. Texas (12)	168
2. Baylor (2)	148
3. Kansas	138
4. Kansas State	133
5. Oklahoma	121
6. Iowa State	107
7. Oklahoma State	99
8. West Virginia	80
9. TCU	77
<b>10. Texas Tech</b>	<b>63</b>
11. BYU	56
12. Houston	45
13. Cincinnati	22
14. UCF	18

### TTU BIG 12 WEEKLY AWARDS

#### PLAYERS OF THE WEEK

---

#### FRESHMAN OF THE WEEK

---



## 2023-24 STARTING LINEUPS

Opponent	1	2	3	4	5
UTRGV	Chevalier	Maupin	Shavers	Freelon	Merritt
Tarleton	Chevalier	Maupin	Shavers	Freelon	Merritt
Lamar	Chevalier	Maupin	Shavers	Freelon	Merritt
Texas A&M-Commerce	Chevalier	Maupin	Shavers	Freelon	Merritt
UTSA	Chevalier	Maupin	Shavers	Freelon	Merritt
vs. Rutgers	Chevalier	Maupin	Shavers	Freelon	Merritt
vs. Santa Clara	Chevalier	Maupin	Shavers	Freelon	Arike
UC Irvine	Chevalier	Maupin	Shavers	Freelon	Arike
Houston Christian	Chevalier	Maupin	Shavers	Freelon	Arike
Sam Houston	Chevalier	Maupin	Shavers	Freelon	Arike
Incarnate Word	Chevalier	Maupin	Shavers	Freelon	Arike
vs. Tulsa	Chevalier	Maupin	Shavers	Freelon	Merritt
vs. Oregon State	Ukkonen	Maupin	Shavers	Freelon	Lewis
at Houston*	Chevalier	Maupin	Shavers	Freelon	Merritt
Texas*	Chevalier	Maupin	Shavers	Freelon	Merritt
Kansas*	Chevalier	Maupin	Shavers	Freelon	Merritt
at Oklahoma State*	Chevalier	Maupin	Shavers	Freelon	Merritt
at Oklahoma*	Chevalier	Maupin	Shavers	Freelon	Merritt
Iowa State*	McKinney	Maupin	Wynn	Freelon	Merritt
at BYU*	--	--	--	--	--
Houston*	--	--	--	--	--
TCU*	--	--	--	--	--
at Cincinnati*	--	--	--	--	--
at WVU*	--	--	--	--	--
UCF*	--	--	--	--	--
Oklahoma State*	--	--	--	--	--
at Baylor*	--	--	--	--	--
at Texas*	--	--	--	--	--
Cincinnati*	--	--	--	--	--
at TCU*	--	--	--	--	--
Kansas State*	--	--	--	--	--

## 2023-24 TEXAS TECH SPECIALTY STATS

Opponent	Paint	Off/T0	2nd	Brk	Bench
UTRGV	46	45	14	20	34
Tarleton	28	13	5	5	14
Lamar	24	18	14	14	21
Texas A&M-Commerce	50	24	21	12	31
UTSA	24	30	9	9	7
vs. Rutgers	22	22	9	5	14
vs. Santa Clara	30	9	6	12	24
UC Irvine	20	8	9	4	16
Houston Christian	58	28	10	18	40
Sam Houston	44	22	16	18	24
Incarnate Word	36	44	11	14	31
vs. Tulsa	14	14	11	6	17
vs. Oregon State	18	33	14	10	19
at Houston*	26	23	4	15	28
Texas*	14	9	3	2	11
Kansas*	12	7	7	4	19
at Oklahoma State*	20	13	7	6	12
at Oklahoma*	22	8	14	7	15
Iowa State*	16	16	7	0	19
at BYU*	--	--	--	--	--
Houston*	--	--	--	--	--
TCU*	--	--	--	--	--
at Cincinnati*	--	--	--	--	--
at WVU*	--	--	--	--	--
UCF*	--	--	--	--	--
Oklahoma State*	--	--	--	--	--
at Baylor*	--	--	--	--	--
at Texas*	--	--	--	--	--
Cincinnati*	--	--	--	--	--
at TCU*	--	--	--	--	--
Kansas State*	--	--	--	--	--
<b>Totals</b>	<b>524</b>	<b>386</b>	<b>191</b>	<b>181</b>	<b>396</b>
<b>Averages</b>	<b>27.6</b>	<b>20.3</b>	<b>10.1</b>	<b>9.5</b>	<b>20.8</b>

## TEXAS TECH RECORD BY LINEUP

Lineup (Alphabetical)	# of Starts	Record
Chevalier, Freelon, Maupin, Merritt, Shavers	12	8-4
Arike, Chevalier, Freelon, Maupin, Shavers	5	5-0
Freelon, Lewis, Maupin, Shavers, Ukkonen	1	0-1
Freelon, Maupin, McKinney, Merritt, Wynn	1	1-0

## 2023-24 OPPONENT SPECIALTY STATS

Opponent	Paint	Off/T0	2nd	Brk	Bench
UTRGV	26	8	7	9	8
Tarleton	20	13	7	5	25
Lamar	18	17	7	4	22
Texas A&M-Commerce	16	10	9	4	25
UTSA	26	16	14	6	15
vs. Rutgers	50	22	8	10	17
vs. Santa Clara	26	8	7	2	12
UC Irvine	34	19	13	10	34
Houston Christian	14	2	8	0	16
Sam Houston	22	15	23	8	13
Incarnate Word	18	15	4	10	12
vs. Tulsa	24	8	4	10	10
vs. Oregon State	28	7	20	6	12
at Houston*	30	27	9	11	23
Texas*	40	29	20	0	39
Kansas*	38	15	6	7	4
at Oklahoma State*	36	21	2	20	12
at Oklahoma*	40	28	17	15	14
Iowa State*	28	12	12	2	34
at BYU*	--	--	--	--	--
Houston*	--	--	--	--	--
TCU*	--	--	--	--	--
at Cincinnati*	--	--	--	--	--
at WVU*	--	--	--	--	--
UCF*	--	--	--	--	--
Oklahoma State*	--	--	--	--	--
at Baylor*	--	--	--	--	--
at Texas*	--	--	--	--	--
Cincinnati*	--	--	--	--	--
at TCU*	--	--	--	--	--
Kansas State*	--	--	--	--	--
<b>Total</b>	<b>534</b>	<b>292</b>	<b>197</b>	<b>139</b>	<b>347</b>
<b>Averages</b>	<b>28.1</b>	<b>15.4</b>	<b>10.4</b>	<b>7.3</b>	<b>18.3</b>



## IN THE POLLS

### AP POLL // January 15

RK	TEAM	PTS
1	South Carolina (36)	900
2	Iowa	843
3	Colorado	814
4	NC State	777
5	UCLA	750
6	USC	744
7	Kansas State*	692
8	Stanford	608
9	UConn	597
10	LSU	537
11	Texas*	515
12	Baylor*	492
13	Louisville	460
14	Virginia Tech	419
15	Florida State	365
16	Indiana	351
17	Gonzaga	345
18	Ohio State	336
19	Notre Dame	301
20	Utah	187
21	Creighton	144
22	Marquette	129
23	North Carolina	106
24	Iowa State*	80
25	UNLV	69

**Others receiving votes:** Oregon St. 59, West Virginia\* 29, Syracuse 25, Vanderbilt 8, Princeton 7, Auburn 5, Fairfield 4, Michigan St. 2.

\* - denotes Big 12 teams

### USA TODAY COACHES POLL // January 16

RK	TEAM	PTS
1	South Carolina (32)	800
2	Iowa	763
3	Colorado	726
4	USC	692
T-5	UCLA	656
T-5	NC State	656
7	Kansas State*	591
8	Stanford	549
9	LSU	516
10	UConn	511
11	Texas*	449
12	Louisville	444
13	Baylor*	406
14	Virginia Tech	368
15	Ohio State	343
16	Indiana	341
17	Gonzaga	308
18	Florida State	272
19	Notre Dame	231
20	Utah	187
21	Creighton	159
22	Marquette	135
23	UNLV	83
24	North Carolina	57
25	Syracuse	47

**Others receiving votes:** Oregon State 26; Iowa State\* 22; Princeton 20; Vanderbilt 16; West Virginia\* 8; Miami (FL) 7; Maryland 4; Green Bay 4; Michigan State 3;

\* - denotes Big 12 teams

## GERLICH AGAINST THE NATION

Abilene Christian	0-1	Oral Roberts	3-0
Alabama State	1-0	Oregon	0-1
Angelo State	1-0	Oregon State	0-1
Appalachian State	12-0	Rice	0-1
Arkansas	0-3	Rutgers	1-0
Arkansas State	5-7	Sam Houston	2-0
Ball State	1-0	San Diego State	1-0
Baylor	0-7	San Francisco	2-0
Chicago State	1-0	Santa Clara	1-0
Coastal Carolina	5-3	Seton Hall	1-1
Colorado	1-0	SMU	4-0
Eastern New Mexico	1-0	South Alabama	8-6
Fresno State	1-1	Southeastern LA	1-0
Georgia	0-1	Southern	1-0
Georgia Southern	9-1	Stephen F. Austin	2-1
Georgia State	9-3	Tarleton	1-0
Georgia Tech	0-1	TCU	4-2
Grambling State	2-0	Texas	3-4
Houston	2-1	Texas A&M-Commerce	1-0
Houston Christian	4-1	Texas A&M-Corpus Christi	3-0
Incarinate Word	4-1	Texas Southern	0-1
Iowa State	1-6	Texas State	9-8
Jackson State	0-1	Texas Tech	0-1
Jacksonville	1-0	Troy	4-8
Kansas	3-4	Tulane	0-1
Kansas State	5-8	Tulsa	0-1
Lamar	1-0	UC Irvine	1-0
Little Rock	2-10	UC Riverside	1-0
Louisiana	11-5	ULM	9-4
Louisville	0-1	UNLV	1-0
LSU	0-1	USC	0-1
Marist	0-1	Utah	0-1
McMurry	1-0	UTEP	1-0
McNeese State	1-1	UTRGV	2-1
Middle Tenn	1-0	UTSA	5-2
Miss. Valley State	1-0	VCU	0-1
Mercer	1-0	Western Kentucky	1-3
New Mexico	1-0	West Virginia	1-5
Northern Arizona	1-1	Wichita State	1-1
North Texas	3-1	Wright State	1-0
Northwestern	0-1		
Old Dominion	0-1		
Ole Miss	0-1		
Oklahoma	1-7		
Oklahoma State	0-10		

\* includes games at Texas Tech and UT-Arlington only



## 2023-24 RESULTS AND LEADERS

### Game Records

Record	Overall	Home	Away	Neutral
ALL GAMES	14-5	11-1	1-2	2-2
CONFERENCE	3-3	2-1	1-2	0-0
NON-CONFERENCE	11-2	9-0	0-0	2-2

### Team Results

Date	Opponent		Score	Att.	High Points	High Rebounds
11/07/2023	UTRGV	W	95-53	4140	(26) SHAVERS, Jasmine	(7) SHAVERS, Jasmine
11/10/2023	Tarleton St.	W	70-63	4514	(18) MERRITT, Jordyn	(8) FREELON, Kilah
11/13/2023	Lamar University	W	61-44	3678	(16) SHAVERS, Jasmine	(8) FREELON, Kilah
11/17/2023	Tex. A&M-Commerce	W	91-45	4802	(17) MAUPIN, Bailey	(11) FREELON, Kilah
11/20/2023	UTSA	W	63-58	4155	(18) MAUPIN, Bailey	(7) MERRITT, Jordyn
11/24/2023	vs Rutgers	W	79-72	0	(28) SHAVERS, Jasmine	(9) FREELON, Kilah
11/25/2023	vs Santa Clara	W	61-56	0	(11) MAUPIN, Bailey	(6) SHAVERS, Jasmine
						(6) MAUPIN, Bailey
11/29/2023	UC Irvine	W	60-54	4258	(21) MAUPIN, Bailey	(13) FREELON, Kilah
12/01/2023	Houston Christian	W	79-34	4516	(12) LEWIS, Jazmaine	(10) MERRITT, Jordyn
					(12) MERRITT, Jordyn	
12/05/2023	Sam Houston	W	93-60	4089	(22) SHAVERS, Jasmine	(8) MAUPIN, Bailey
12/13/2023	UIW	W	76-35	13743	(15) SHAVERS, Jasmine	(11) FREELON, Kilah
12/19/2023	vs Tulsa	L	58-66	267	(16) SHAVERS, Jasmine	(8) SHAVERS, Jasmine
12/20/2023	vs Oregon St.	L	65-77	1100	(19) MAUPIN, Bailey	(5) MERRITT, Jordyn
12/30/2023	at Houston	W	79-71	1975	(23) WYNN, Jada	(6) MERRITT, Jordyn
						(6) SHAVERS, Jasmine
01/03/2024	Texas	L	47-74	8207	(16) MAUPIN, Bailey	(6) MERRITT, Jordyn
01/06/2024	Kansas	W	73-64	5747	(25) SHAVERS, Jasmine	(9) SHAVERS, Jasmine
01/10/2024	at Oklahoma St.	L	58-71	1947	(17) SHAVERS, Jasmine	(10) SHAVERS, Jasmine
01/13/2024	at Oklahoma	L	55-73	5223	(13) MERRITT, Jordyn	(7) CHEVALIER, Ashley
						(7) FREELON, Kilah
01/17/2024	Iowa St.	W	71-63	4410	(16) MAUPIN, Bailey	(10) MERRITT, Jordyn

### Attendance Summary

	Games	Attend	Avg/Game
Home	12	66259	5522
Away	3	9145	3048
Neutral	4	1367	342
<b>Total</b>	<b>19</b>	<b>76771</b>	<b>4041</b>

## 2023-24 SEASON STATS

### Game Records

Record	Overall	Home	Away	Neutral
ALL GAMES	14-5	11-1	1-2	2-2
CONFERENCE	3-3	2-1	1-2	0-0
NON-CONFERENCE	11-2	9-0	0-0	2-2

### Team Box Score

No.	Player	Total				3-Point		F-Throw		Rebounds				Other Stats									
		GP-GS	MIN	AVG	FG-FGA	FG%	3FG-3FGA	3FG%	FT-FTA	FT%	OFF	DEF	TOT	AVG	PF	DQ	A	TO	BLK	STL	PTS	AVG	
20	MAUPIN, Bailey	19-19	583:13	30.7	85-200	.425	31-91	.341	88-102	.863	21	61	82	4.3	38	0	69	68	4	28	289	15.2	
3	SHAVERS, Jasmine	19-18	490:06	25.8	96-230	.417	29-85	.341	57-67	.851	22	85	107	5.6	28	0	26	36	0	27	278	14.6	
2	FREELON, Kilah	19-19	411:47	21.7	55-108	.509	1-9	.111	51-65	.785	55	53	108	5.7	45	1	20	33	10	23	162	8.5	
12	MERRITT, Jordyn	19-13	427:04	22.5	58-157	.369	9-39	.231	17-28	.607	35	69	104	5.5	44	0	27	44	20	25	142	7.5	
13	ARIKE, Elina	19-5	405:56	21.4	37-88	.420	6-23	.261	11-22	.500	19	27	46	2.4	40	0	28	28	9	8	91	4.8	
24	WYNN, Jada	17-1	312:36	18.4	24-68	.353	18-47	.383	11-12	.917	5	26	31	1.8	32	1	28	18	2	8	77	4.5	
23	JOHNSON, Loghan	19-0	234:45	12.4	23-54	.426	6-22	.273	18-32	.563	17	15	32	1.7	41	1	9	26	0	7	70	3.7	
25	CHEVALIER, Ashley	19-17	399:09	21.0	25-58	.431	7-20	.350	12-16	.750	13	25	38	2.0	27	0	24	19	0	23	69	3.6	
5	MCKINNEY, Rhyle	18-1	252:23	14.0	21-50	.420	15-33	.455	5-6	.833	5	18	23	1.3	8	0	23	9	1	8	62	3.4	
11	UKKONEN, Saga	17-1	147:38	8.7	15-40	.375	11-28	.393	6-11	.545	5	11	16	0.9	12	0	5	5	2	3	47	2.8	
42	LEWIS, Jazmaine	14-1	96:23	6.9	14-30	.467	0-0	.000	4-4	1.000	5	7	12	0.9	12	0	6	10	5	2	32	2.3	
30	MORA, Kelly	7-0	33:34	4.8	6-13	.462	0-0	.000	3-7	.429	4	4	8	1.1	4	0	5	1	1	0	15	2.1	
Team											37	34	71									16	
<b>Total</b>		<b>19</b>	<b>3795</b>		<b>459-1096</b>	<b>.419</b>	<b>133-397</b>	<b>.335</b>	<b>283-372</b>	<b>.761</b>	<b>243</b>	<b>435</b>	<b>678</b>	<b>35.7</b>	<b>331</b>	<b>3</b>	<b>270</b>	<b>313</b>	<b>54</b>	<b>162</b>	<b>1334</b>	<b>70.2</b>	
<b>Opponents</b>		<b>19</b>	<b>3807</b>		<b>419-1025</b>	<b>.409</b>	<b>97-356</b>	<b>.272</b>	<b>198-277</b>	<b>.715</b>	<b>195</b>	<b>425</b>	<b>620</b>	<b>32.6</b>	<b>381</b>	<b>14</b>	<b>218</b>	<b>386</b>	<b>60</b>	<b>142</b>	<b>1133</b>	<b>59.6</b>	

### Score by Periods

Team	1st	2nd	3rd	4th	OT	TOT
Texas Tech	288	332	337	377	0	1334
Opponents	250	279	279	325	0	1133

## 2023-24 TEXAS TECH GAME-BY-GAME STATS

Opponent	Date	Score	Total		3-Pointers		Free throws		Rebounds				Other Stats						
			FG-FGA	PCT	3FG-3FGA	PCT	FT-FTA	PCT	OFF	DEF	TOT	AVG	PF	A	TO	BLK	STL	PTS	AVG
UTRGV	11/07/2023	95-53 W	36-66	.545	10-22	.455	13-18	.722	14	31	45	45.0	27	17	20	4	12	95	95.0
Tarleton St.	11/10/2023	70-63 W	23-49	.469	6-18	.333	18-24	.750	9	23	32	38.5	15	8	21	1	6	70	82.5
Lamar University	11/13/2023	61-44 W	18-52	.346	6-23	.261	19-24	.792	13	19	32	36.3	18	10	19	5	11	61	75.3
Tex. A&M-Commerce	11/17/2023	91-45 W	34-72	.472	5-23	.217	18-21	.857	16	40	56	41.3	18	21	14	0	8	91	79.3
UTSA	11/20/2023	63-58 W	21-62	.339	7-24	.292	14-21	.667	14	16	30	39.0	15	10	14	3	16	63	76.0
vs Rutgers	11/24/2023	79-72 W	22-54	.407	9-25	.360	26-29	.897	16	19	35	38.3	19	18	19	2	5	79	76.5
vs Santa Clara	11/25/2023	61-56 W	23-54	.426	3-13	.231	12-20	.600	8	20	28	36.9	20	16	11	1	10	61	74.3
UC Irvine	11/29/2023	60-54 W	19-55	.345	8-16	.500	14-18	.778	15	27	42	37.5	13	12	19	2	6	60	72.5
Houston Christian	12/01/2023	79-34 W	34-69	.493	3-12	.250	8-9	.889	16	29	45	38.3	8	25	13	3	9	79	73.2
Sam Houston	12/05/2023	93-60 W	34-60	.567	7-21	.333	18-25	.720	14	25	39	38.4	17	25	12	3	6	93	75.2
UIW	12/13/2023	76-35 W	28-60	.467	8-24	.333	12-21	.571	20	25	45	39.0	13	21	22	2	17	76	75.3
vs Tulsa	12/19/2023	58-66 L	19-70	.271	5-24	.208	15-22	.682	22	24	46	39.6	26	6	13	1	4	58	73.8
vs Oregon St.	12/20/2023	65-77 L	23-68	.338	3-15	.200	16-21	.762	15	15	30	38.8	18	5	8	3	12	65	73.2
at Houston	12/30/2023	79-71 W	24-44	.545	10-19	.526	21-27	.778	7	21	28	38.1	15	15	22	3	9	79	73.6
Texas	01/03/2024	47-74 L	15-45	.333	6-18	.333	11-17	.647	8	16	24	37.1	23	9	25	5	5	47	71.8
Kansas	01/06/2024	73-64 W	21-52	.404	11-28	.393	20-21	.952	7	23	30	36.7	16	13	14	4	7	73	71.9
at Oklahoma St.	01/10/2024	58-71 L	21-58	.362	7-25	.280	9-10	.900	8	18	26	36.1	15	9	14	2	8	58	71.1
at Oklahoma	01/13/2024	55-73 L	20-50	.400	6-18	.333	9-13	.692	12	23	35	36.0	16	12	24	4	4	55	70.2
Iowa St.	01/17/2024	71-63 W	24-56	.429	13-29	.448	10-11	.909	9	21	30	35.7	19	18	9	6	7	71	70.2
<b>Total</b>		<b>1334</b>	<b>459-1096</b>	<b>.419</b>	<b>133-397</b>	<b>.335</b>	<b>283-372</b>	<b>.761</b>	<b>243</b>	<b>435</b>	<b>678</b>	<b>35.7</b>	<b>331</b>	<b>270</b>	<b>313</b>	<b>54</b>	<b>162</b>	<b>1334</b>	<b>70.2</b>
Opponents		1133	419-1025	.409	97-356	.272	198-277	.715	195	425	620	32.6	381	218	386	60	142	1133	59.6

### Texas Tech Averages

Games Played	Points/game	FG Pct	3FG Pct	FT Pct	Rebounds/game	Assists/game	Turnovers/game	Assist/Turnover ratio	Steals/game	Blocks/game
19	70.2	41.9	33.5	76.1	35.7	14.2	16.5	0.9	8.5	2.8

## 2023-24 OPPONENT GAME-BY-GAME STATS

Opponent	Date	Score	Total		3-Pointers		Free throws		Rebounds				Other Stats						
			FG-FGA	PCT	3FG-3FGA	PCT	FT-FTA	PCT	OFF	DEF	TOT	AVG	PF	A	TO	BLK	STL	PTS	AVG
UTRGV	11/07/2023	95-53 W	18-49	.367	4-23	.174	13-22	.591	5	18	23	23.0	19	4	24	4	8	53	53.0
Tarleton St.	11/10/2023	70-63 W	23-52	.442	9-22	.409	8-9	.889	6	20	26	24.5	23	12	20	4	9	63	58.0
Lamar University	11/13/2023	61-44 W	14-43	.326	2-9	.222	14-20	.700	9	20	29	26.0	25	4	24	1	9	44	53.3
Tex. A&M-Commerce	11/17/2023	91-45 W	14-63	.222	2-22	.091	15-18	.833	9	24	33	27.8	15	4	17	1	6	45	51.3
UTSA	11/20/2023	63-58 W	23-51	.451	4-11	.364	8-14	.571	14	29	43	30.8	24	6	31	7	6	58	52.6
vs Rutgers	11/24/2023	79-72 W	30-58	.517	4-14	.286	8-14	.571	11	18	29	30.5	29	19	20	4	5	72	55.8
vs Santa Clara	11/25/2023	61-56 W	20-45	.444	5-16	.313	11-19	.579	8	28	36	31.3	19	11	20	1	5	56	55.9
UC Irvine	11/29/2023	60-54 W	22-60	.367	1-19	.053	9-11	.818	11	23	34	31.6	23	7	14	6	12	54	55.6
Houston Christian	12/01/2023	79-34 W	13-49	.265	2-15	.133	6-6	1.000	7	19	26	31.0	11	9	22	4	6	34	53.2
Sam Houston	12/05/2023	93-60 W	22-63	.349	7-23	.304	9-17	.529	21	14	35	31.4	21	11	18	0	5	60	53.9
UIW	12/13/2023	76-35 W	14-49	.286	3-19	.158	4-5	.800	9	16	25	30.8	18	7	31	3	6	35	52.2
vs Tulsa	12/19/2023	58-66 L	20-48	.417	4-17	.235	22-31	.710	9	30	39	31.5	23	7	17	5	6	66	53.3
vs Oregon St.	12/20/2023	65-77 L	27-52	.519	11-25	.440	12-17	.706	11	28	39	32.1	22	21	24	2	6	77	55.2
at Houston	12/30/2023	79-71 W	25-54	.463	9-23	.391	12-14	.857	9	17	26	31.6	24	15	22	6	11	71	56.3
Texas	01/03/2024	47-74 L	28-60	.467	1-8	.125	17-20	.850	16	26	42	32.3	20	13	18	4	12	74	57.5
Kansas	01/06/2024	73-64 W	25-50	.500	5-15	.333	9-13	.692	3	24	27	32.0	17	9	17	3	6	64	57.9
at Oklahoma St.	01/10/2024	58-71 L	28-51	.549	9-22	.409	6-9	.667	7	29	36	32.2	15	20	21	2	8	71	58.6
at Oklahoma	01/13/2024	55-73 L	29-67	.433	8-27	.296	7-9	.778	13	19	32	32.2	18	25	12	0	11	73	59.4
Iowa St.	01/17/2024	71-63 W	24-61	.393	7-26	.269	8-9	.889	17	23	40	32.6	15	14	14	3	5	63	59.6
<b>Total</b>		<b>1133</b>	<b>419-1025</b>	<b>.409</b>	<b>97-356</b>	<b>.272</b>	<b>198-277</b>	<b>.715</b>	<b>195</b>	<b>425</b>	<b>620</b>	<b>32.6</b>	<b>381</b>	<b>218</b>	<b>386</b>	<b>60</b>	<b>142</b>	<b>1133</b>	<b>59.6</b>
Texas Tech		1334	459-1096	.419	133-397	.335	283-372	.761	243	435	678	35.7	331	270	313	54	162	1334	70.2

### Opponents Averages

Games Played	Points/game	FG Pct	3FG Pct	FT Pct	Rebounds/game	Assists/game	Turnovers/game	Assist/Turnover ratio	Steals/game	Blocks/game
19	59.6	40.9	27.2	71.5	32.6	11.5	20.3	0.6	7.5	3.2

## 2023-24 POINTS-REBOUNDS-ASSISTS

Opponent	Date	Score	W/L	2	3	5	11	12	13	20	23	24	25	30
				FREELON, KI	SHAVERS, JA	MCKINNEY, R	UKKONEN, SA	MERRITT, JO	ARIKE, ELIN	MAUPIN, BAI	JOHNSON, LO	WYNN, JADA	CHEVALIER,	MORA, KELLY
UTRGV	11/07/2023	95-53	W	7-6-1	26-7-2	10-3-0	6-1-1	6-6-4	11-3-1	16-5-4	3-4-1	2-3-1	6-2-1	2-1-0
Tarleton St.	11/10/2023	70-63	W	9-8-0	11-6-1	8-3-0	3-1-0	18-3-1	3-4-1	16-4-3	0-0-0	DNP	2-1-2	DNP
Lamar University	11/13/2023	61-44	W	7-8-0	16-3-0	3-0-2	2-1-0	4-6-1	4-1-0	13-2-3	8-3-1	DNP	0-4-1	2-2-0
Tex. A&M-Commerce	11/17/2023	91-45	W	14-11-3	14-10-2	7-3-1	5-0-1	13-5-1	6-5-1	17-5-3	3-3-1	0-5-2	2-3-3	4-2-2
UTSA	11/20/2023	63-58	W	8-2-2	15-2-2	0-0-0	DNP	7-7-2	3-3-0	18-6-3	1-2-0	3-1-0	8-2-1	DNP
vs Rutgers	11/24/2023	79-72	W	9-9-0	28-5-2	0-0-6	8-1-0	2-4-0	4-0-1	24-4-5	0-1-0	0-0-1	2-2-3	DNP
vs Santa Clara	11/25/2023	61-56	W	8-2-2	6-6-1	2-0-0	0-1-0	9-5-1	7-2-4	11-6-7	6-0-0	5-3-0	5-2-1	DNP
UC Irvine	11/29/2023	60-54	W	12-13-1	5-6-0	3-3-2	0-0-0	4-1-1	3-2-2	21-4-3	0-0-0	9-4-2	3-1-1	DNP
Houston Christian	12/01/2023	79-34	W	10-5-2	9-3-5	0-2-4	0-1-2	12-10-1	10-3-1	7-7-2	7-0-2	5-1-5	3-3-0	4-2-1
Sam Houston	12/05/2023	93-60	W	16-6-3	22-5-2	DNP	8-2-0	4-6-2	4-2-0	15-8-11	6-3-1	4-3-4	12-0-1	2-0-1
UIW	12/13/2023	76-35	W	10-11-3	15-3-2	0-2-2	7-4-1	6-7-3	6-1-2	11-2-4	11-4-0	6-3-1	3-3-2	1-1-1
vs Tulsa	12/19/2023	58-66	L	11-5-0	16-8-0	2-0-1	5-2-0	2-4-0	5-7-2	12-3-1	0-5-0	3-2-0	0-0-0	DNP
vs Oregon St.	12/20/2023	65-77	L	7-3-0	16-4-0	2-1-0	2-2-0	6-5-0	8-1-1	19-3-2	3-3-1	0-1-1	0-1-0	0-0-0
at Houston	12/30/2023	79-71	W	10-3-1	10-6-2	0-0-0	0-0-0	7-6-2	0-2-0	19-3-3	5-1-1	23-0-2	5-1-4	DNP
Texas	01/03/2024	47-74	L	2-2-0	9-3-0	6-1-0	1-0-0	7-6-0	2-2-2	16-5-4	2-2-1	0-2-1	2-0-1	DNP
Kansas	01/06/2024	73-64	W	0-1-0	25-9-1	0-1-0	DNP	9-5-3	3-3-3	10-5-4	7-1-0	9-1-0	10-2-2	DNP
at Oklahoma St.	01/10/2024	58-71	L	6-2-1	17-10-0	0-0-0	0-0-0	5-2-2	4-1-0	16-6-3	5-0-0	3-0-2	2-3-1	DNP
at Oklahoma	01/13/2024	55-73	L	8-7-1	3-4-1	4-4-3	0-0-0	13-6-2	8-2-5	12-2-0	3-0-0	0-1-0	4-7-0	DNP
Iowa St.	01/17/2024	71-63	W	8-4-0	15-7-3	15-0-2	0-0-0	8-10-1	0-2-2	16-2-4	0-0-0	5-1-6	0-1-0	DNP

Opponent	Date	Score	W/L	42 LEWIS, JAZM
UTRGV	11/07/2023	95-53	W	0-1-1
Tarleton St.	11/10/2023	70-63	W	0-1-0
Lamar University	11/13/2023	61-44	W	2-2-2
Tex. A&M-Commerce	11/17/2023	91-45	W	6-1-1
UTSA	11/20/2023	63-58	W	0-1-0
vs Rutgers	11/24/2023	79-72	W	2-0-0
vs Santa Clara	11/25/2023	61-56	W	2-0-0
UC Irvine	11/29/2023	60-54	W	0-0-0
Houston Christian	12/01/2023	79-34	W	12-3-0
Sam Houston	12/05/2023	93-60	W	0-0-0
UIW	12/13/2023	76-35	W	DNP
vs Tulsa	12/19/2023	58-66	L	2-2-2
vs Oregon St.	12/20/2023	65-77	L	2-0-0
at Houston	12/30/2023	79-71	W	DNP
Texas	01/03/2024	47-74	L	DNP
Kansas	01/06/2024	73-64	W	DNP
at Oklahoma St.	01/10/2024	58-71	L	0-0-0
at Oklahoma	01/13/2024	55-73	L	DNP



## 2023-24 TEXAS TECH TEAM GAME HIGHS

### Texas Tech - Game Highs

<b>POINTS</b>	95		UTRGV (11/07/2023)
	93		Sam Houston (12/05/2023)
	91		Tex. A&M-Commerce (11/17/2023)
	79		at Houston (12/30/2023)
	79		Houston Christian (12/01/2023)
	79		vs Rutgers (N) (11/24/2023)
<b>FIELD GOALS MADE</b>	36		UTRGV (11/07/2023)
	34		Sam Houston (12/05/2023)
	34		Houston Christian (12/01/2023)
	34		Tex. A&M-Commerce (11/17/2023)
<b>FIELD GOAL ATTEMPTS</b>	72		Tex. A&M-Commerce (11/17/2023)
	70		vs Tulsa (N) (12/19/2023)
<b>FIELD GOAL PERCENTAGE</b>	.567	(34-60)	Sam Houston (12/05/2023)
	.545	(36-66)	UTRGV (11/07/2023)
	.545	(24-44)	at Houston (12/30/2023)
<b>3 PT FG MADE</b>	13		Iowa St. (01/17/2024)
	11		Kansas (01/06/2024)
<b>3 PT FG ATTEMPTS</b>	29		Iowa St. (01/17/2024)
	28		Kansas (01/06/2024)
<b>3 PT FG PERCENTAGE</b>	.526	(10-19)	at Houston (12/30/2023)
	.500	(8-16)	UC Irvine (11/29/2023)
<b>FREE THROWS MADE</b>	26		vs Rutgers (N) (11/24/2023)
	21		at Houston (12/30/2023)
<b>FREE THROW ATTEMPTS</b>	29		vs Rutgers (N) (11/24/2023)
	27		at Houston (12/30/2023)
<b>FREE THROW PERCENTAGE</b>	.952	(20-21)	Kansas (01/06/2024)
	.909	(10-11)	Iowa St. (01/17/2024)
<b>REBOUNDS</b>	56		Tex. A&M-Commerce (11/17/2023)
	46		vs Tulsa (N) (12/19/2023)
<b>ASSISTS</b>	25		Sam Houston (12/05/2023)
	25		Houston Christian (12/01/2023)
<b>STEALS</b>	17		UIW (12/13/2023)
	16		UTSA (11/20/2023)
<b>BLOCKED SHOTS</b>	6		Iowa St. (01/17/2024)
	5		Texas (01/03/2024)
	5		Lamar University (11/13/2023)
<b>TURNOVERS</b>	25		Texas (01/03/2024)
	24		at Oklahoma (01/13/2024)
<b>FOULS</b>	27		UTRGV (11/07/2023)
	26		vs Tulsa (N) (12/19/2023)

## 2023-24 TEXAS TECH PLAYER GAME HIGHS

### Texas Tech - Individual Game Highs

<b>POINTS</b>	28		Jasmine Shavers vs Rutgers (N) (11/24/2023)
	26		Jasmine Shavers vs UTRGV (11/07/2023)
	25		Jasmine Shavers vs Kansas (01/06/2024)
	24		Bailey Maupin vs Rutgers (N) (11/24/2023)
	23		Jada Wynn at Houston (12/30/2023)
<b>FIELD GOALS MADE</b>	9		Jasmine Shavers vs UTRGV (11/07/2023)
	8		Jasmine Shavers vs Kansas (01/06/2024)
	8		Jasmine Shavers vs Oregon St. (N) (12/20/2023)
	8		Kilah Freelon vs Sam Houston (12/05/2023)
	8		Jasmine Shavers vs Sam Houston (12/05/2023)
	8		Jasmine Shavers vs Rutgers (N) (11/24/2023)
<b>FIELD GOAL ATTEMPTS</b>	21		Jasmine Shavers vs Rutgers (N) (11/24/2023)
	18		Bailey Maupin vs Oregon St. (N) (12/20/2023)
	18		Jasmine Shavers vs Tulsa (N) (12/19/2023)
<b>FIELD GOAL PERCENTAGE (min 5 made)</b>	1.000	(8-8)	Kilah Freelon vs Sam Houston (12/05/2023)
	.833	(5-6)	Rhyle McKinney vs Iowa St. (01/17/2024)
	.833	(5-6)	Elina Arike vs UTRGV (11/07/2023)
<b>3 PT FG MADE</b>	6		Jada Wynn at Houston (12/30/2023)
	5		Rhyle McKinney vs Iowa St. (01/17/2024)
<b>3 PT FG ATTEMPTS</b>	10		Jasmine Shavers vs Rutgers (N) (11/24/2023)
	8		Bailey Maupin vs Rutgers (N) (11/24/2023)
<b>3 PT FG PERCENTAGE (min 2 made)</b>	1.000	(2-2)	Ashley Chevalier vs Kansas (01/06/2024)
	1.000	(2-2)	Rhyle McKinney vs Texas (01/03/2024)
	1.000	(2-2)	Elina Arike vs Oregon St. (N) (12/20/2023)
	1.000	(2-2)	Saga Ukkonen vs UIW (12/13/2023)
	1.000	(2-2)	Rhyle McKinney vs UTRGV (11/07/2023)
<b>FREE THROWS MADE</b>	10		Bailey Maupin vs Rutgers (N) (11/24/2023)
	9		Jasmine Shavers vs Rutgers (N) (11/24/2023)
<b>FREE THROW ATTEMPTS</b>	11		Bailey Maupin vs Rutgers (N) (11/24/2023)
	9		Kilah Freelon vs Tulsa (N) (12/19/2023)
	9		Jasmine Shavers vs Rutgers (N) (11/24/2023)
<b>FREE THROW PERCENTAGE (min 3 made)</b>	1.000	(9-9)	Jasmine Shavers vs Rutgers (N) (11/24/2023)
	1.000	(6-6)	Jasmine Shavers vs Kansas (01/06/2024)
	1.000	(6-6)	Bailey Maupin vs Oregon St. (N) (12/20/2023)
	1.000	(6-6)	Bailey Maupin vs UTRGV (11/07/2023)
	1.000	(5-5)	Jada Wynn at Houston (12/30/2023)
	1.000	(4-4)	Jasmine Shavers vs Iowa St. (01/17/2024)
	1.000	(4-4)	Jordyn Merritt at Oklahoma (01/13/2024)
	1.000	(4-4)	Bailey Maupin at Oklahoma St. (01/10/2024)
	1.000	(4-4)	Loghan Johnson vs Kansas (01/06/2024)
	1.000	(4-4)	Kilah Freelon at Houston (12/30/2023)
	1.000	(4-4)	Jasmine Shavers vs UIW (12/13/2023)
	1.000	(4-4)	Kilah Freelon vs Houston Christian (12/01/2023)
	1.000	(4-4)	Bailey Maupin vs Tex. A&M-Commerce (11/17/2023)
	1.000	(4-4)	Bailey Maupin vs Lamar University (11/13/2023)
	1.000	(4-4)	Jasmine Shavers vs Lamar University (11/13/2023)
1.000	(3-3)	Bailey Maupin vs Iowa St. (01/17/2024)	
<b>REBOUNDS</b>	13		Kilah Freelon vs UC Irvine (11/29/2023)
	11		Kilah Freelon vs UIW (12/13/2023)
	11		Kilah Freelon vs Tex. A&M-Commerce (11/17/2023)
<b>ASSISTS</b>	11		Bailey Maupin vs Sam Houston (12/05/2023)
	7		Bailey Maupin vs Santa Clara (N) (11/25/2023)
<b>STEALS</b>	4		Bailey Maupin vs UIW (12/13/2023)
	4		Jordyn Merritt vs UTSA (11/20/2023)
	4		Jasmine Shavers vs Lamar University (11/13/2023)



## 2023-24 TEXAS TECH TEAM GAME LOWS

### Texas Tech - Game Lows

<b>POINTS</b>	47		Texas (01/03/2024)
	55		at Oklahoma (01/13/2024)
	58		at Oklahoma St. (01/10/2024)
	58		vs Tulsa (N) (12/19/2023)
	60		UC Irvine (11/29/2023)
<b>FIELD GOALS MADE</b>	15		Texas (01/03/2024)
	18		Lamar University (11/13/2023)
<b>FIELD GOAL ATTEMPTS</b>	44		at Houston (12/30/2023)
	45		Texas (01/03/2024)
<b>FIELD GOAL PERCENTAGE</b>	.271	(19-70)	vs Tulsa (N) (12/19/2023)
	.333	(15-45)	Texas (01/03/2024)
<b>3 PT FG MADE</b>	3		vs Oregon St. (N) (12/20/2023)
	3		Houston Christian (12/01/2023)
	3		vs Santa Clara (N) (11/25/2023)
<b>3 PT FG ATTEMPTS</b>	12		Houston Christian (12/01/2023)
	13		vs Santa Clara (N) (11/25/2023)
<b>3 PT FG PERCENTAGE</b>	.200	(3-15)	vs Oregon St. (N) (12/20/2023)
	.208	(5-24)	vs Tulsa (N) (12/19/2023)
<b>FREE THROWS MADE</b>	8		Houston Christian (12/01/2023)
	9		at Oklahoma (01/13/2024)
	9		at Oklahoma St. (01/10/2024)
<b>FREE THROW ATTEMPTS</b>	9		Houston Christian (12/01/2023)
	10		at Oklahoma St. (01/10/2024)
<b>FREE THROW PERCENTAGE</b>	.571	(12-21)	UIW (12/13/2023)
	.600	(12-20)	vs Santa Clara (N) (11/25/2023)
<b>REBOUNDS</b>	24		Texas (01/03/2024)
	26		at Oklahoma St. (01/10/2024)
<b>ASSISTS</b>	5		vs Oregon St. (N) (12/20/2023)
	6		vs Tulsa (N) (12/19/2023)
<b>STEALS</b>	4		at Oklahoma (01/13/2024)
	4		vs Tulsa (N) (12/19/2023)
<b>BLOCKED SHOTS</b>	0		Tex. A&M-Commerce (11/17/2023)
	1		vs Tulsa (N) (12/19/2023)
	1		vs Santa Clara (N) (11/25/2023)
	1		Tarleton St. (11/10/2023)
<b>TURNOVERS</b>	8		vs Oregon St. (N) (12/20/2023)
	9		Iowa St. (01/17/2024)
<b>FOULS</b>	8		Houston Christian (12/01/2023)
	13		UIW (12/13/2023)
	13		UC Irvine (11/29/2023)

## 2023-24 OPPONENT TEAM GAME HIGHS

### Opponent - Game Highs

<b>POINTS</b>	77		vs Oregon St. (N) (12/20/2023)
	74		Texas (01/03/2024)
	73		at Oklahoma (01/13/2024)
	72		vs Rutgers (N) (11/24/2023)
	71		at Oklahoma St. (01/10/2024)
	71		at Houston (12/30/2023)
<b>FIELD GOALS MADE</b>	30		vs Rutgers (N) (11/24/2023)
	29		at Oklahoma (01/13/2024)
<b>FIELD GOAL ATTEMPTS</b>	67		at Oklahoma (01/13/2024)
	63		Sam Houston (12/05/2023)
	63		Tex. A&M-Commerce (11/17/2023)
<b>FIELD GOAL PERCENTAGE</b>	.549	(28-51)	at Oklahoma St. (01/10/2024)
	.519	(27-52)	vs Oregon St. (N) (12/20/2023)
<b>3 PT FG MADE</b>	11		vs Oregon St. (N) (12/20/2023)
	9		at Oklahoma St. (01/10/2024)
	9		at Houston (12/30/2023)
	9		Tarleton St. (11/10/2023)
<b>3 PT FG ATTEMPTS</b>	27		at Oklahoma (01/13/2024)
	26		Iowa St. (01/17/2024)
<b>3 PT FG PERCENTAGE</b>	.440	(11-25)	vs Oregon St. (N) (12/20/2023)
	.409	(9-22)	at Oklahoma St. (01/10/2024)
	.409	(9-22)	Tarleton St. (11/10/2023)
<b>FREE THROWS MADE</b>	22		vs Tulsa (N) (12/19/2023)
	17		Texas (01/03/2024)
<b>FREE THROW ATTEMPTS</b>	31		vs Tulsa (N) (12/19/2023)
	22		UTRGV (11/07/2023)
<b>FREE THROW PERCENTAGE</b>	1.000	(6-6)	Houston Christian (12/01/2023)
	.889	(8-9)	Iowa St. (01/17/2024)
	.889	(8-9)	Tarleton St. (11/10/2023)
<b>REBOUNDS</b>	43		UTSA (11/20/2023)
	42		Texas (01/03/2024)
<b>ASSISTS</b>	25		at Oklahoma (01/13/2024)
	21		vs Oregon St. (N) (12/20/2023)
<b>STEALS</b>	12		Texas (01/03/2024)
	12		UC Irvine (11/29/2023)
<b>BLOCKED SHOTS</b>	7		UTSA (11/20/2023)
	6		at Houston (12/30/2023)
	6		UC Irvine (11/29/2023)
<b>TURNOVERS</b>	31		UIW (12/13/2023)
	31		UTSA (11/20/2023)
<b>FOULS</b>	29		vs Rutgers (N) (11/24/2023)
	25		Lamar University (11/13/2023)

## 2023-24 OPPONENT TEAM GAME LOWS

### Opponent - Game Lows

<b>POINTS</b>	34	Houston Christian (12/01/2023)
	35	UIW (12/13/2023)
	44	Lamar University (11/13/2023)
	45	Tex. A&M-Commerce (11/17/2023)
	53	UTRGV (11/07/2023)
<b>FIELD GOALS MADE</b>	13	Houston Christian (12/01/2023)
	14	UIW (12/13/2023)
	14	Tex. A&M-Commerce (11/17/2023)
	14	Lamar University (11/13/2023)
<b>FIELD GOAL ATTEMPTS</b>	43	Lamar University (11/13/2023)
	45	vs Santa Clara (N) (11/25/2023)
<b>FIELD GOAL PERCENTAGE</b>	.222 (14-63)	Tex. A&M-Commerce (11/17/2023)
	.265 (13-49)	Houston Christian (12/01/2023)
<b>3 PT FG MADE</b>	1	Texas (01/03/2024)
	1	UC Irvine (11/29/2023)
<b>3 PT FG ATTEMPTS</b>	8	Texas (01/03/2024)
	9	Lamar University (11/13/2023)
<b>3 PT FG PERCENTAGE</b>	.053 (1-19)	UC Irvine (11/29/2023)
	.091 (2-22)	Tex. A&M-Commerce (11/17/2023)
<b>FREE THROWS MADE</b>	4	UIW (12/13/2023)
	6	at Oklahoma St. (01/10/2024)
	6	Houston Christian (12/01/2023)
<b>FREE THROW ATTEMPTS</b>	5	UIW (12/13/2023)
	6	Houston Christian (12/01/2023)
<b>FREE THROW PERCENTAGE</b>	.529 (9-17)	Sam Houston (12/05/2023)
	.571 (8-14)	vs Rutgers (N) (11/24/2023)
	.571 (8-14)	UTSA (11/20/2023)
<b>REBOUNDS</b>	23	UTRGV (11/07/2023)
	25	UIW (12/13/2023)
<b>ASSISTS</b>	4	Tex. A&M-Commerce (11/17/2023)
	4	Lamar University (11/13/2023)
	4	UTRGV (11/07/2023)
<b>STEALS</b>	5	Iowa St. (01/17/2024)
	5	Sam Houston (12/05/2023)
	5	vs Santa Clara (N) (11/25/2023)
	5	vs Rutgers (N) (11/24/2023)
<b>BLOCKED SHOTS</b>	0	at Oklahoma (01/13/2024)
	0	Sam Houston (12/05/2023)
<b>TURNOVERS</b>	12	at Oklahoma (01/13/2024)
	14	Iowa St. (01/17/2024)
	14	UC Irvine (11/29/2023)
<b>FOULS</b>	11	Houston Christian (12/01/2023)
	15	Iowa St. (01/17/2024)
	15	at Oklahoma St. (01/10/2024)
	15	Tex. A&M-Commerce (11/17/2023)



# JAZION JACKSON //

SENIOR | 5-9 | GUARD | DALLAS, TEXAS | UTEP



## JACKSON GAME-BY-GAME STATS

PPG	RPG	FG%	MIN/G
--	--	--	--

### JACKSON SEASON HIGHS

Points.....	N/A
Field Goals.....	N/A
Field Goal Attempts.....	N/A
3-Point Field Goals.....	N/A
3-Point Field Goal Attempts.....	N/A
Free Throws Made.....	N/A
Free Throw Attempts.....	N/A
Rebounds.....	N/A
Assists.....	N/A
Blocked Shots.....	N/A
Steals.....	N/A
Minutes.....	N/A

### JACKSON CAREER HIGHS

Points.....	26, at FAU, 1/21/23
Field Goals.....	11, at FAU, 1/21/23
Field Goal Attempts.....	21, at FAU, 1/21/23
3-Point Field Goals.....	5, at La. Tech, 12/18/22
3-Point Field Goal Attempts.....	8, 2x last at Texas Tech, 3/16/23
Free Throws Made.....	8, 2x last at UTSA, 2/5/22
Free Throw Attempts.....	10, 5x last at UTSA, 1/11/23
Rebounds.....	11, vs. WKU, 2/4/23
Assists.....	8, 5x last at UAB, 2/17/23
Blocked Shots.....	2, 3x last vs. Old Dominion 3/10/21
Steals.....	6, vs. New Orleans, 11/7/22
Minutes.....	43, vs. UT Arlington, 11/20/21

### JACKSON STREAKS (IN 2023-24)

Consecutive Games with a Three-Pointer.....	N/A
Consecutive Games with Double-Digit Scoring.....	N/A

### JACKSON SUPERLATIVES (AT TEXAS TECH)

	Season	Career
Games with 10+ Points	0	0
Games with 20+ Points	0	0
Games with 30+ Points	0	0
Games with 40+ Points	0	0
Games with 5+ Rebounds	0	0
Games with 10+ Rebounds	0	0
Games with 5+ Assists	0	0
Games with 10+ Assists	0	0
Games with 2+ Steals	0	0
Games with 5+ Steals	0	0
Games with 2+ Blocks	0	0
Games with 5+ Blocks	0	0
Double-Doubles	0	0
Games Led Tech in Points	0	0
Games Led Tech in Rebounds	0	0
Games Led Tech in Assists	0	0
Games Led Tech in Steals	0	0
Games Led Tech in Blocks	0	0
Games Fouled Out	0	0

## JACKSON CAREER STATS

### JACKSON, Jazion

SEASON	TEAM	GP-GS	MIN/AVG	Field Goals		3-Point		F-Throws		Rebounds				Scoring							
				FG-FGA	FG%	3FG-3FGA	3FG%	FT-FTA	FT%	OFF	DEF	TOT	AVG	PF-FO	A	TO	BLK	STL	PTS	AVG	
2019-20	UNT	31-22	728/23.5	70-192	.365	2-29	.069	40-80	.500	33	62	95	3.1	45-0	64	85	6	33	182	5.9	
2020-21	UNT	20-20	561/28.0	58-143	.406	17-57	.298	38-54	.704	38	50	88	4.4	43-1	58	48	5	30	171	8.6	
2021-22	UNT	30-30	935/31.2	101-255	.396	22-87	.253	51-68	.750	33	80	113	3.8	50-0	87	68	7	33	275	9.2	
2022-23	UTEP	32-32	1054/32.9	124-316	.392	44-122	.361	79-109	.725	66	118	184	5.8	51-1	75	75	7	66	371	11.6	
<b>TOTAL FOR TTU</b>	<b>0-0</b>	<b>0/0.0</b>	<b>0/0.0</b>	<b>0-0</b>	<b>.000</b>	<b>0-0</b>	<b>.000</b>	<b>0-0</b>	<b>.000</b>	<b>0</b>	<b>0</b>	<b>0</b>	<b>0.0</b>	<b>0-0</b>	<b>0</b>	<b>0</b>	<b>0</b>	<b>0</b>	<b>0</b>	<b>0</b>	<b>0</b>
<b>TOTAL</b>	<b>113-104</b>	<b>3277/29.0</b>	<b>353-906</b>	<b>.390</b>	<b>85-295</b>	<b>.288</b>	<b>208-311</b>	<b>.669</b>	<b>170</b>	<b>310</b>	<b>480</b>	<b>4.2</b>	<b>189-2</b>	<b>284</b>	<b>276</b>	<b>25</b>	<b>162</b>	<b>999</b>	<b>8.8</b>		





# KILAH FREELON //

SOPHOMORE | 6-1 | GUARD/FORWARD | DENVER, COLO. | MULLEN HS

## FREELON GAME-BY-GAME STATS

PPG	RPG	FG%	MIN/G
8.5	5.7	.509	21.7

### #2 FREELON, Kilah

Opponent	Date	GS	MIN	Total		3-Pointers		Free throws		Rebounds				PF	A	TO	BLK	STL	PTS	AVG	
				FG-FGA	PCT	3FG-3FGA	PCT	FT-FTA	PCT	OFF	DEF	TOT	AVG								
UTRGV	11/07/2023	*	21:50	3-5	.600	0-1	.000	1-1	1.000	1	5	6	6.0	2	1	1	0	2	7	7.0	
Tarleton St.	11/10/2023	*	25:32	2-4	.500	0-1	.000	5-6	.833	4	4	8	7.0	2	0	5	0	0	9	8.0	
Lamar University	11/13/2023	*	22:48	2-5	.400	0-0	.000	3-4	.750	5	3	8	7.3	4	0	0	1	0	7	7.7	
Tex. A&M-Commerce	11/17/2023	*	22:02	4-7	.571	0-0	.000	6-7	.857	3	8	11	8.3	1	3	2	0	0	14	9.3	
UTSA	11/20/2023	*	21:21	3-5	.600	0-0	.000	2-2	1.000	1	1	2	7.0	4	2	2	0	3	8	9.0	
vs Rutgers	11/24/2023	*	26:21	3-6	.500	0-0	.000	3-4	.750	5	4	9	7.3	4	0	4	0	0	9	9.0	
vs Santa Clara	11/25/2023	*	22:10	3-7	.429	0-0	.000	2-4	.500	1	1	2	6.6	4	2	0	0	1	8	8.9	
UC Irvine	11/29/2023	*	36:14	4-10	.400	0-0	.000	4-6	.667	6	7	13	7.4	1	1	0	1	1	12	9.3	
Houston Christian	12/01/2023	*	19:37	3-5	.600	0-0	.000	4-4	1.000	2	3	5	7.1	1	2	1	0	3	10	9.3	
Sam Houston	12/05/2023	*	17:10	8-8	1.000	0-0	.000	0-0	.000	3	3	6	7.0	3	3	2	1	0	16	10.0	
UIW	12/13/2023	*	21:54	4-4	1.000	0-0	.000	2-3	.667	7	4	11	7.4	0	3	6	0	2	10	10.0	
vs Tulsa	12/19/2023	*	19:26	2-9	.222	0-0	.000	7-9	.778	5	0	5	7.2	5	0	1	0	1	11	10.1	
vs Oregon St.	12/20/2023	*	21:20	1-5	.200	0-1	.000	5-6	.833	2	1	3	6.8	3	0	2	1	2	7	9.8	
at Houston	12/30/2023	*	30:53	3-8	.375	0-1	.000	4-4	1.000	1	2	3	6.6	0	1	0	1	3	10	9.9	
Texas	01/03/2024	*	12:35	0-1	.000	0-0	.000	2-3	.667	1	1	2	6.3	4	0	1	2	1	2	9.3	
Kansas	01/06/2024	*	06:27	0-2	.000	0-1	.000	0-0	.000	1	0	1	5.9	2	0	0	0	0	0	8.8	
at Oklahoma St.	01/10/2024	*	19:39	3-5	.600	0-1	.000	0-0	.000	1	1	2	5.7	2	1	0	0	1	6	8.6	
at Oklahoma	01/13/2024	*	29:34	3-6	.500	1-1	1.000	1-2	.500	3	4	7	5.8	2	1	3	3	1	8	8.6	
Iowa St.	01/17/2024	*	14:53	4-6	.667	0-2	.000	0-0	.000	3	1	4	5.7	1	0	3	0	2	8	8.5	
<b>Totals</b>			<b>19</b>	<b>411:47</b>	<b>55-108</b>	<b>.509</b>	<b>1-9</b>	<b>.111</b>	<b>51-65</b>	<b>.785</b>	<b>55</b>	<b>53</b>	<b>108</b>	<b>5.7</b>	<b>45</b>	<b>20</b>	<b>33</b>	<b>10</b>	<b>23</b>	<b>162</b>	<b>8.5</b>

### Player Averages

Games Played	Minutes/game	Points/game	FG Pct	3FG Pct	FT Pct	Rebounds/game	Assists/game	Turnovers/game	Assist/Turnover ratio	Steals/game	Blocks/game
19	21.7	8.5	50.9	11.1	78.5	5.7	1.1	1.7	0.6	1.2	0.5

### FREELON SEASON HIGHS

Points.....	16
Field Goals.....	8
Field Goal Attempts.....	10
3-Point Field Goals.....	1
3-Point Field Goal Attempts.....	1
Free Throws Made.....	7
Free Throw Attempts.....	9
Rebounds.....	13
Assists.....	3
Blocked Shots.....	3
Steals.....	3
Minutes.....	36

### FREELON CAREER HIGHS

Points.....	16, vs. Sam Houston, 12/5/23
Field Goals.....	8, vs. Sam Houston, 12/5/23
Field Goal Attempts.....	10, vs. UC Irvine, 11/29/23
3-Point Field Goals.....	1, at Oklahoma, 1/13/24
3-Point Field Goal Attempts.....	1, 6x last at OK-State, 1/10/24
Free Throws Made.....	7, vs. Tulsa, 12/19/23
Free Throw Attempts.....	9, vs. Tulsa, 12/19/23
Rebounds.....	13, vs. UC Irvine, 11/29/23
Assists.....	3, 3x last vs. UIW, 12/13/23
Blocked Shots.....	3, at Oklahoma, 1/13/24
Steals.....	4, at Iowa State, 3/4/24
Minutes.....	36, vs. UC Irvine, 11/29/23

### FREELON STREAKS (IN 2023-24)

Consecutive Games with a Three-Pointer.....	0
Consecutive Games with Double-Digit Scoring.....	0

## FREELON CAREER STATS

### FREELON, Kilah

SEASON TEAM	GP-GS	MIN/AVG	Field Goals		3-Point		F-Throws		Rebounds				Scoring						
			FG-FGA	FG%	3FG-3FGA	3FG%	FT-FTA	FT%	OFF	DEF	TOT	AVG	PF-FO	A	TO	BLK	STL	PTS	AVG
2022-23 TTU	32-1	393/12.3	36-77	.468	0-1	.000	28-42	.667	40	50	90	2.8	56-3	12	31	13	15	100	3.1
2023-24 TTU	19-19	412/21.7	55-108	.509	1-9	.111	51-65	.785	55	53	108	5.7	45-1	20	33	10	23	162	8.5
<b>TOTAL</b>	<b>51-20</b>	<b>804/15.8</b>	<b>91-185</b>	<b>.492</b>	<b>1-10</b>	<b>.100</b>	<b>79-107</b>	<b>.738</b>	<b>95</b>	<b>103</b>	<b>198</b>	<b>3.9</b>	<b>101-4</b>	<b>32</b>	<b>64</b>	<b>23</b>	<b>38</b>	<b>262</b>	<b>5.1</b>

### FREELON SUPERLATIVES (AT TEXAS TECH)

	Season	Career
Games with 10+ Points	7	9
Games with 20+ Points	0	0
Games with 30+ Points	0	0
Games with 40+ Points	0	0
Games with 5+ Rebounds	11	15
Games with 10+ Rebounds	3	3
Games with 5+ Assists	0	0
Games with 10+ Assists	0	0
Games with 2+ Steals	6	8
Games with 5+ Steals	0	0
Games with 2+ Blocks	1	2
Games with 5+ Blocks	0	0
Double-Doubles	3	3
Games Led Tech in Points	0	0
Games Led Tech in Rebounds	7	9
Games Led Tech in Assists	1	1
Games Led Tech in Steals	5	6
Games Led Tech in Blocks	5	5
Games Fouled Out	1	3



3

# JASMINE SHAVERS //

SOPHOMORE | 5-8 | GUARD | MESQUITE, TEXAS | MISSISSIPPI STATE

## SHAVERS GAME-BY-GAME STATS

### #3 SHAVERS, Jasmine

Opponent	Date	GS	MIN	Total		3-Pointers		Free throws		Rebounds				PF	A	TO	BLK	STL	PTS	AVG
				FG-FGA	PCT	3FG-3FGA	PCT	FT-FTA	PCT	OFF	DEF	TOT	AVG							
UTRGV	11/07/2023	*	21:54	9-11	.818	4-5	.800	4-5	.800	1	6	7	7.0	1	2	1	0	1	26	26.0
Tarleton St.	11/10/2023	*	25:23	4-10	.400	1-2	.500	2-4	.500	1	5	6	6.5	1	1	1	0	2	11	18.5
Lamar University	11/13/2023	*	21:09	5-12	.417	2-5	.400	4-4	1.000	1	2	3	5.3	2	0	2	0	4	16	17.7
Tex. A&M-Commerce	11/17/2023	*	23:07	6-13	.462	0-5	.000	2-2	1.000	2	8	10	6.5	1	2	1	0	2	14	16.8
UTSA	11/20/2023	*	27:29	5-14	.357	1-5	.200	4-5	.800	0	2	2	5.6	3	2	0	0	3	15	16.4
vs Rutgers	11/24/2023	*	33:11	8-21	.381	3-10	.300	9-9	1.000	1	4	5	5.5	1	2	3	0	1	28	18.3
vs Santa Clara	11/25/2023	*	28:32	2-7	.286	0-1	.000	2-2	1.000	0	6	6	5.6	2	1	2	0	2	6	16.6
UC Irvine	11/29/2023	*	17:36	1-7	.143	1-3	.333	2-2	1.000	2	4	6	5.6	0	0	2	0	0	5	15.1
Houston Christian	12/01/2023	*	16:17	4-9	.444	1-3	.333	0-0	.000	0	3	3	5.3	1	5	0	0	2	9	14.4
Sam Houston	12/05/2023	*	28:22	8-15	.533	2-5	.400	4-5	.800	2	3	5	5.3	1	2	4	0	1	22	15.2
UIW	12/13/2023	*	21:59	4-11	.364	3-5	.600	4-4	1.000	1	2	3	5.1	0	2	2	0	2	15	15.2
vs Tulsa	12/19/2023	*	32:08	6-18	.333	0-7	.000	4-5	.800	0	8	8	5.3	2	0	2	0	2	16	15.3
vs Oregon St.	12/20/2023	*	26:35	8-17	.471	0-4	.000	0-0	.000	1	3	4	5.2	3	0	3	0	1	16	15.3
at Houston	12/30/2023	*	26:14	3-9	.333	1-3	.333	3-6	.500	1	5	6	5.3	2	2	1	0	1	10	14.9
Texas	01/03/2024	*	21:07	3-10	.300	1-4	.250	2-2	1.000	1	2	3	5.1	0	0	3	0	1	9	14.5
Kansas	01/06/2024	*	35:43	8-15	.533	3-5	.600	6-6	1.000	2	7	9	5.4	1	1	1	0	1	25	15.2
at Oklahoma St.	01/10/2024	*	33:14	7-15	.467	2-4	.500	1-2	.500	4	6	10	5.6	3	0	4	0	1	17	15.3
at Oklahoma	01/13/2024	*	28:56	1-6	.167	1-2	.500	0-0	.000	1	3	4	5.6	2	1	4	0	0	3	14.6
Iowa St.	01/17/2024	*	21:09	4-10	.400	3-7	.429	4-4	1.000	1	6	7	5.6	2	3	0	0	0	15	14.6
<b>Totals</b>			<b>18 490:06</b>	<b>96-230</b>	<b>.417</b>	<b>29-85</b>	<b>.341</b>	<b>57-67</b>	<b>.851</b>	<b>22</b>	<b>85</b>	<b>107</b>	<b>5.6</b>	<b>28</b>	<b>26</b>	<b>36</b>	<b>0</b>	<b>27</b>	<b>278</b>	<b>14.6</b>

### Player Averages

Games Played	Minutes/game	Points/game	FG Pct	3FG Pct	FT Pct	Rebounds/game	Assists/game	Turnovers/game	Assist/Turnover ratio	Steals/game	Blocks/game
19	25.8	14.6	41.7	34.1	85.1	5.6	1.4	1.9	0.7	1.4	0.0

## SHAVERS CAREER STATS

### SHAVERS, Jasmine

SEASON TEAM	GP-GS	MIN/AVG	Field Goals		3-Point		F-Throws		Rebounds				Scoring						
			FG-FGA	FG%	3FG-3FGA	3FG%	FT-FTA	FT%	OFF	DEF	TOT	AVG	PF-FO	A	TO	BLK	STL	PTS	AVG
2022-23 TTU	34-17	615/18.1	94-261	.360	22-82	.268	55-74	.743	35	87	122	3.6	37-0	26	27	1	25	265	7.8
2023-24 TTU	19-18	490/25.8	96-230	.417	29-85	.341	57-67	.851	22	85	107	5.6	28-0	26	36	0	27	278	14.6
<b>TOTAL</b>	<b>53-35</b>	<b>1106/20.9</b>	<b>190-491</b>	<b>.387</b>	<b>51-167</b>	<b>.305</b>	<b>112-141</b>	<b>.794</b>	<b>57</b>	<b>172</b>	<b>229</b>	<b>4.3</b>	<b>65-0</b>	<b>52</b>	<b>63</b>	<b>1</b>	<b>52</b>	<b>543</b>	<b>10.2</b>

PPG	RPG	FG%	MIN/G
14.6	5.6	.417	25.8

### SHAVERS SEASON HIGHS

Points.....	28
Field Goals.....	9
Field Goal Attempts.....	21
3-Point Field Goals.....	4
3-Point Field Goal Attempts.....	10
Free Throws Made.....	9
Free Throw Attempts.....	9
Rebounds.....	10
Assists.....	5
Blocked Shots.....	N/A
Steals.....	4
Minutes.....	36

### SHAVERS CAREER HIGHS

Points.....	28, vs. Rutgers, 11/24/23
Field Goals.....	10, at Kansas State, 1/14/23
Field Goal Attempts.....	21, vs. Rutgers, 11/24/23
3-Point Field Goals.....	4, 2x last vs. UTRGV, 11/7/23
3-Point Field Goal Attempts.....	10, vs. Rutgers, 11/24/23
Free Throws Made.....	9, vs. Rutgers, 11/24/23
Free Throw Attempts.....	9, 2x last vs. Rutgers, 11/24/23
Rebounds.....	10, 2x last at Oklahoma State, 1/10/24
Assists.....	5, vs. Houston Christian, 12/1/23
Blocked Shots.....	1, vs. WVU, 2/22/23
Steals.....	4, vs. Lamar, 11/13/23
Minutes.....	36, vs. Kansas, 1/6/24

### SHAVERS STREAKS (IN 2023-24)

Consecutive Games with a Three-Pointer.....	6
Consecutive Games with Double-Digit Scoring.....	1

### SHAVERS SUPERLATIVES (AT TEXAS TECH)

	Season	Career
Games with 10+ Points	13	26
Games with 20+ Points	4	6
Games with 30+ Points	0	0
Games with 40+ Points	0	0
Games with 5+ Rebounds	12	26
Games with 10+ Rebounds	2	2
Games with 5+ Assists	1	1
Games with 10+ Assists	0	0
Games with 2+ Steals	8	12
Games with 5+ Steals	0	0
Games with 2+ Blocks	0	0
Games with 5+ Blocks	0	0
Double-Doubles	2	2
Games Led Tech in Points	8	9
Games Led Tech in Rebounds	6	26
Games Led Tech in Assists	1	1
Games Led Tech in Steals	5	7
Games Led Tech in Blocks	0	0
Games Fouled Out	0	0





4

# JOJO NWORIE //

R-SOPHOMORE | 6-5 | FORWARD/CENTER | LAGOS, NIGERIA | COLLEGE OF SOUTHERN IDAHO

## NWORIE GAME-BY-GAME STATS

PPG	RPG	FG%	MIN/G
--	--	--	--

### NWORIE SEASON HIGHS

Points.....	N/A
Field Goals.....	N/A
Field Goal Attempts.....	N/A
3-Point Field Goals.....	N/A
3-Point Field Goal Attempts.....	N/A
Free Throws Made.....	N/A
Free Throw Attempts.....	N/A
Rebounds.....	N/A
Assists.....	N/A
Blocked Shots.....	N/A
Steals.....	N/A
Minutes.....	N/A

### NWORIE CAREER HIGHS

Points.....	
Field Goals.....	
Field Goal Attempts.....	
3-Point Field Goals.....	
3-Point Field Goal Attempts.....	
Free Throws Made.....	
Free Throw Attempts.....	
Rebounds.....	
Assists.....	
Blocked Shots.....	
Steals.....	
Minutes.....	

### NWORIE STREAKS (IN 2023-24)

Consecutive Games with a Three-Pointer.....	0
Consecutive Games with Double-Digit Scoring.....	0

## NWORIE CAREER STATS

### NWORIE SUPERLATIVES (AT TEXAS TECH)

	Season	Career
Games with 10+ Points	0	0
Games with 20+ Points	0	0
Games with 30+ Points	0	0
Games with 40+ Points	0	0
Games with 5+ Rebounds	0	0
Games with 10+ Rebounds	0	0
Games with 5+ Assists	0	0
Games with 10+ Assists	0	0
Games with 2+ Steals	0	0
Games with 5+ Steals	0	0
Games with 2+ Blocks	0	0
Games with 5+ Blocks	0	0
Double-Doubles	0	0
Games Led Tech in Points	0	0
Games Led Tech in Rebounds	0	0
Games Led Tech in Assists	0	0
Games Led Tech in Steals	0	0
Games Led Tech in Blocks	0	0
Games Fouled Out	0	0



# RHYLE MCKINNEY

JUNIOR | 5-9 | GUARD | ARGYLE, TEXAS | SMU

5

## MCKINNEY GAME-BY-GAME STATS

PPG	RPG	FG%	MIN/G
3.4	1.3	.420	14.0

### #5 MCKINNEY, Rhyle

Opponent	Date	GS	MIN	Total		3-Pointers		Free throws		Rebounds				PF	A	TO	BLK	STL	PTS	AVG
				FG-FGA	PCT	3FG-3FGA	PCT	FT-FTA	PCT	OFF	DEF	TOT	AVG							
UTRGV	11/07/2023		17:40	4-5	.800	2-2	1.000	0-0	.000	0	3	3	3.0	0	0	0	0	1	10	10.0
Tarleton St.	11/10/2023		15:33	2-4	.500	2-4	.500	2-2	1.000	1	2	3	3.0	0	0	1	0	0	8	9.0
Lamar University	11/13/2023		21:08	1-4	.250	1-3	.333	0-0	.000	0	0	0	2.0	1	2	1	0	1	3	7.0
Tex. A&M-Commerce	11/17/2023		17:53	2-4	.500	1-3	.333	2-2	1.000	0	3	3	2.3	1	1	0	0	0	7	7.0
UTSA	11/20/2023		12:37	0-1	.000	0-1	.000	0-0	.000	0	0	0	1.8	0	0	3	0	1	0	5.6
vs Rutgers	11/24/2023		13:46	0-0	.000	0-0	.000	0-0	.000	0	0	0	1.5	1	6	0	0	0	0	4.7
vs Santa Clara	11/25/2023		09:14	1-2	.500	0-0	.000	0-0	.000	0	0	0	1.3	0	0	0	0	0	2	4.3
UC Irvine	11/29/2023		19:08	1-3	.333	1-1	1.000	0-0	.000	0	3	3	1.5	1	2	1	0	1	3	4.1
Houston Christian	12/01/2023		18:34	0-2	.000	0-0	.000	0-0	.000	1	1	2	1.6	0	4	1	0	1	0	3.7
UIW	12/13/2023		14:44	0-4	.000	0-4	.000	0-0	.000	1	1	2	1.6	0	2	0	0	2	0	3.3
vs Tulsa	12/19/2023		11:18	1-3	.333	0-2	.000	0-0	.000	0	0	0	1.5	0	1	0	0	0	2	3.2
vs Oregon St.	12/20/2023		02:12	1-2	.500	0-0	.000	0-0	.000	1	0	1	1.4	0	0	0	0	0	2	3.1
at Houston	12/30/2023		00:06	0-0	.000	0-0	.000	0-0	.000	0	0	0	1.3	1	0	0	0	0	0	2.8
Texas	01/03/2024		11:47	2-3	.667	2-2	1.000	0-0	.000	0	1	1	1.3	0	0	0	0	0	6	3.1
Kansas	01/06/2024		09:25	0-1	.000	0-1	.000	0-0	.000	0	1	1	1.3	1	0	0	0	0	0	2.9
at Oklahoma St.	01/10/2024		05:18	0-1	.000	0-0	.000	0-0	.000	0	0	0	1.2	0	0	0	0	0	0	2.7
at Oklahoma	01/13/2024		26:04	1-5	.200	1-4	.250	1-2	.500	1	3	4	1.4	1	3	2	0	1	4	2.8
Iowa St.	01/17/2024	*	25:55	5-6	.833	5-6	.833	0-0	.000	0	0	0	1.3	1	2	0	1	0	15	3.4
<b>Totals</b>			<b>1 252:23</b>	<b>21-50</b>	<b>.420</b>	<b>15-33</b>	<b>.455</b>	<b>5-6</b>	<b>.833</b>	<b>5</b>	<b>18</b>	<b>23</b>	<b>1.3</b>	<b>8</b>	<b>23</b>	<b>9</b>	<b>1</b>	<b>8</b>	<b>62</b>	<b>3.4</b>

### Player Averages

Games Played	Minutes/game	Points/game	FG Pct	3FG Pct	FT Pct	Rebounds/game	Assists/game	Turnovers/game	Assist/Turnover ratio	Steals/game	Blocks/game
18	14.0	3.4	42.0	45.5	83.3	1.3	1.3	0.5	2.6	0.4	0.1

### MCKINNEY SEASON HIGHS

Points.....	15
Field Goals.....	5
Field Goal Attempts.....	6
3-Point Field Goals.....	5
3-Point Field Goal Attempts.....	6
Free Throws Made.....	2
Free Throw Attempts.....	2
Rebounds.....	4
Assists.....	6
Blocked Shots.....	1
Steals.....	2
Minutes.....	26

### MCKINNEY CAREER HIGHS

Points.....	22, vs. Colorado, 11/16/22
Rebounds.....	5, 4x last at Oklahoma State, 2/1/23
Assists.....	6, 2x last vs. Rutgers, 11/24/23
Steals.....	3, 2x last vs. Iowa State, 12/31/22
Blocks.....	2, vs. Texas State, 12/03/20
FG Made.....	9, vs. Jackson State, 11/15/22,
FG Attempts.....	19, vs. Texas State, 12/03/20
3FG Made.....	5, 2x last vs. #24 Iowa State, 1/17/24
3FG Attempts.....	8, 3x last Kansas State, 3/9/23
FT Made.....	8, vs. Weber State, 11/16/21
FT Attempts.....	8, vs. Weber State, 11/16/21

### MCKINNEY STREAKS (IN 2023-24)

Consecutive Games with a Three-Pointer.....	2
Consecutive Games with Double-Digit Scoring.....	1

## MCKINNEY CAREER STATS

### MCKINNEY, Rhyle

SEASON	TEAM	GP-GS	MIN/AVG	Field Goals		3-Point		F-Throws		Rebounds				Scoring						
				FG-FGA	FG%	3FG-3FGA	3FG%	FT-FTA	FT%	OFF	DEF	TOT	AVG	PF-FO	A	TO	BLK	STL	PTS	AVG
2020-21	SMU	6-3	166/27.7	17-67	.254	4-28	.143	10-10	1.000	4	11	15	2.5	9-0	11	15	2	8	48	8.0
2021-22	TTU	30-6	596/19.9	87-197	.442	25-63	.397	36-45	.800	6	44	50	1.7	24-0	29	34	4	19	235	7.8
2022-23	TTU	34-26	769/22.6	99-215	.460	41-99	.414	25-31	.806	5	54	59	1.7	23-0	24	24	1	20	264	7.8
2023-24	TTU	18-1	252/14.0	21-50	.420	15-33	.455	5-6	.833	5	18	23	1.3	8-0	23	9	1	8	62	3.4
<b>TOTAL FOR TTU</b>	<b>82-33</b>	<b>1618/19.7</b>	<b>207-462</b>	<b>.448</b>	<b>81-195</b>	<b>.415</b>	<b>66-82</b>	<b>.805</b>	<b>16</b>	<b>116</b>	<b>132</b>	<b>1.6</b>	<b>55-0</b>	<b>76</b>	<b>67</b>	<b>6</b>	<b>47</b>	<b>561</b>	<b>6.8</b>	
<b>TOTAL</b>	<b>88-36</b>	<b>1784/20.3</b>	<b>224-529</b>	<b>.423</b>	<b>85-223</b>	<b>.381</b>	<b>76-92</b>	<b>.826</b>	<b>20</b>	<b>127</b>	<b>147</b>	<b>1.7</b>	<b>64-0</b>	<b>87</b>	<b>82</b>	<b>8</b>	<b>55</b>	<b>609</b>	<b>6.9</b>	

### MCKINNEY SUPERLATIVES (AT TEXAS TECH)

	Season	Career
Games with 10+ Points	2	23
Games with 20+ Points	0	3
Games with 30+ Points	0	0
Games with 40+ Points	0	0
Games with 5+ Rebounds	0	3
Games with 10+ Rebounds	0	0
Games with 5+ Assists	1	2
Games with 10+ Assists	0	0
Games with 2+ Steals	1	10
Games with 5+ Steals	0	0
Games with 2+ Blocks	0	0
Games with 5+ Blocks	0	0
Double-Doubles	0	0
Games Led Tech in Points	0	5
Games Led Tech in Rebounds	0	0
Games Led Tech in Assists	1	1
Games Led Tech in Steals	1	2
Games Led Tech in Blocks	0	0
Games Fouled Out	0	0







# ACHOL MAGOT //

FRESHMAN | 6-7 | CENTER | TUCSON, ARIZ. | SOUTHERN ARIZONA VOLUNTEERS PREP

10

## MAGOT GAME-BY-GAME STATS

PPG	RPG	FG%	MIN/G
--	--	--	--

### MAGOT SEASON HIGHS

Points.....	N/A
Field Goals.....	N/A
Field Goal Attempts.....	N/A
3-Point Field Goals.....	N/A
3-Point Field Goal Attempts.....	N/A
Free Throws Made.....	N/A
Free Throw Attempts.....	N/A
Rebounds.....	N/A
Assists.....	N/A
Blocked Shots.....	N/A
Steals.....	N/A
Minutes.....	N/A

### MAGOT CAREER HIGHS

Points.....	
Field Goals.....	
Field Goal Attempts.....	
3-Point Field Goals.....	
3-Point Field Goal Attempts.....	
Free Throws Made.....	
Free Throw Attempts.....	
Rebounds.....	
Assists.....	
Blocked Shots.....	
Steals.....	
Minutes.....	

### MAGOT STREAKS (IN 2023-24)

Consecutive Games with a Three-Pointer.....	0
Consecutive Games with Double-Digit Scoring.....	0

## MAGOT CAREER STATS

### MAGOT SUPERLATIVES (AT TEXAS TECH)

	Season	Career
Games with 10+ Points	0	0
Games with 20+ Points	0	0
Games with 30+ Points	0	0
Games with 40+ Points	0	0
Games with 5+ Rebounds	0	0
Games with 10+ Rebounds	0	0
Games with 5+ Assists	0	0
Games with 10+ Assists	0	0
Games with 2+ Steals	0	0
Games with 5+ Steals	0	0
Games with 2+ Blocks	0	0
Games with 5+ Blocks	0	0
Double-Doubles	0	0
Games Led Tech in Points	0	0
Games Led Tech in Rebounds	0	0
Games Led Tech in Assists	0	0
Games Led Tech in Steals	0	0
Games Led Tech in Blocks	0	0
Games Fouled Out	0	0



# SAGA UKKONEN //

JUNIOR | 5-9 | GUARD | HELSINKI, FINLAND | MÄKELÄNRINNE



## UKKONEN GAME-BY-GAME STATS

### #11 UKKONEN, Saga

Opponent	Date	GS	MIN	Total		3-Pointers		Free throws		Rebounds				PF	A	TO	BLK	STL	PTS	AVG
				FG-FGA	PCT	3FG-3FGA	PCT	FT-FTA	PCT	OFF	DEF	TOT	AVG							
UTRGV	11/07/2023		15:49	2-5	.400	2-5	.400	0-0	.000	1	0	1	1.0	2	1	0	0	1	6	6.0
Tarleton St.	11/10/2023		04:30	1-2	.500	1-2	.500	0-0	.000	0	1	1	1.0	0	0	2	0	0	3	4.5
Lamar University	11/13/2023		16:23	0-4	.000	0-3	.000	2-2	1.000	0	1	1	1.0	0	0	0	0	0	2	3.7
Tex. A&M-Commerce	11/17/2023		13:34	1-4	.250	1-4	.250	2-2	1.000	0	0	0	0.8	2	1	0	0	0	5	4.0
vs Rutgers	11/24/2023		06:38	3-5	.600	2-4	.500	0-1	.000	1	0	1	0.8	1	0	0	0	0	8	4.8
vs Santa Clara	11/25/2023		02:55	0-0	.000	0-0	.000	0-0	.000	1	0	1	0.8	1	0	0	0	0	0	4.0
UC Irvine	11/29/2023		03:41	0-2	.000	0-1	.000	0-0	.000	0	0	0	0.7	0	0	0	0	0	0	3.4
Houston Christian	12/01/2023		18:15	0-3	.000	0-0	.000	0-0	.000	0	1	1	0.8	0	2	0	1	1	0	3.0
Sam Houston	12/05/2023		11:02	3-5	.600	2-3	.667	0-0	.000	0	2	2	0.9	1	0	0	0	0	8	3.6
UIW	12/13/2023		13:13	2-2	1.000	2-2	1.000	1-2	.500	1	3	4	1.2	1	1	1	0	1	7	3.9
vs Tulsa	12/19/2023		18:41	2-4	.500	1-3	.333	0-2	.000	1	1	2	1.3	3	0	0	1	0	5	4.0
vs Oregon St.	12/20/2023 *		12:09	1-3	.333	0-0	.000	0-0	.000	0	2	2	1.3	0	0	0	0	0	2	3.8
at Houston	12/30/2023		00:07	0-0	.000	0-0	.000	0-0	.000	0	0	0	1.2	1	0	0	0	0	0	3.5
Texas	01/03/2024		04:58	0-0	.000	0-0	.000	1-2	.500	0	0	0	1.1	0	0	1	0	0	1	3.4
at Oklahoma St.	01/10/2024		03:15	0-0	.000	0-0	.000	0-0	.000	0	0	0	1.1	0	0	1	0	0	0	3.1
at Oklahoma	01/13/2024		00:43	0-0	.000	0-0	.000	0-0	.000	0	0	0	1.0	0	0	0	0	0	0	2.9
Iowa St.	01/17/2024		01:45	0-1	.000	0-1	.000	0-0	.000	0	0	0	0.9	0	0	0	0	0	0	2.8
<b>Totals</b>		<b>1</b>	<b>147:38</b>	<b>15-40</b>	<b>.375</b>	<b>11-28</b>	<b>.393</b>	<b>6-11</b>	<b>.545</b>	<b>5</b>	<b>11</b>	<b>16</b>	<b>0.9</b>	<b>12</b>	<b>5</b>	<b>2</b>	<b>3</b>	<b>47</b>	<b>2.8</b>	

### Player Averages

Games Played	Minutes/game	Points/game	FG Pct	3FG Pct	FT Pct	Rebounds/game	Assists/game	Turnovers/game	Assist/Turnover ratio	Steals/game	Blocks/game
17	8.7	2.8	37.5	39.3	54.5	0.9	0.3	0.3	1.0	0.2	0.1

PPG	RPG	FG%	MIN/G
2.8	0.9	.375	8.7

### UKKONEN SEASON HIGHS

Points.....	8
Field Goals.....	3
Field Goal Attempts.....	5
3-Point Field Goals.....	2
3-Point Field Goal Attempts.....	5
Free Throws Made.....	2
Free Throw Attempts.....	2
Rebounds.....	4
Assists.....	2
Blocked Shots.....	1
Steals.....	1
Minutes.....	19

### UKKONEN CAREER HIGHS

Points.....	8, 2x last vs. Sam Houston, 12/5/23
Rebounds.....	4, vs. UIW, 12/13/23
Assists.....	3, vs. Texas State, 11/22/21
Blocked Shots.....	1, 2x last vs. Tulsa, 12/19/23
Steals.....	2, 2x last vs. New Mexico, 11/28/21
FG Made.....	3, 3x last vs. Sam Houston, 12/5/23
FG Attempts.....	7, vs. Mississippi Valley State, 12/27/22
Free Throws Made.....	2, 4x last vs. TAMU-Commerce, 11/17/23
Free Throw Attempts.....	2, 9x last vs. Texas, 1/3/24
3FG Made.....	2, 4x last vs. UIW, 12/13/23
3FG Attempts.....	5, 2x last vs. UTRGV, 11/7/23
Minutes.....	22, vs. West Virginia, 2/22/23

### UKKONEN STREAKS (IN 2023-24)

Consecutive Games with a Three-Pointer.....	0
Consecutive Games with Double-Digit Scoring.....	0

## UKKONEN CAREER STATS

### UKKONEN, Saga

SEASON TEAM	GP-GS	MIN/AVG	Field Goals		3-Point		F-Throws		Rebounds				Scoring							
			FG-FGA	FG%	3FG-3FGA	3FG%	FT-FTA	FT%	OFF	DEF	TOT	AVG	PF-FO	A	TO	BLK	STL	PTS	AVG	
2021-22	TTU	22-0	112/5.1	5-21	.238	3-12	.250	0-0	.000	1	4	5	0.2	7-0	6	5	0	5	13	0.6
2022-23	TTU	27-2	204/7.6	13-43	.302	5-30	.167	6-8	.750	6	9	15	0.6	17-0	12	8	2	4	37	1.4
2023-24	TTU	17-1	148/8.7	15-40	.375	11-28	.393	6-11	.545	5	11	16	0.9	12-0	5	5	2	3	47	2.8
<b>TOTAL</b>		<b>66-3</b>	<b>464/7.0</b>	<b>33-104</b>	<b>.317</b>	<b>19-70</b>	<b>.271</b>	<b>12-19</b>	<b>.632</b>	<b>12</b>	<b>24</b>	<b>36</b>	<b>0.5</b>	<b>36-0</b>	<b>23</b>	<b>18</b>	<b>4</b>	<b>12</b>	<b>97</b>	<b>1.5</b>

### UKKONEN SUPERLATIVES (AT TEXAS TECH)

	Season	Career
Games with 10+ Points	0	0
Games with 20+ Points	0	0
Games with 30+ Points	0	0
Games with 40+ Points	0	0
Games with 5+ Rebounds	0	0
Games with 10+ Rebounds	0	0
Games with 5+ Assists	0	0
Games with 10+ Assists	0	0
Games with 2+ Steals	0	0
Games with 5+ Steals	0	0
Games with 2+ Blocks	0	0
Games with 5+ Blocks	0	0
Double-Doubles	0	0
Games Led Tech in Points	0	0
Games Led Tech in Rebounds	0	0
Games Led Tech in Assists	0	0
Games Led Tech in Steals	0	0
Games Led Tech in Blocks	1	1
Games Fouled Out	0	0





12

# JORDYN MERRITT //

SENIOR | 6-3 | GUARD/FORWARD | PLANO, TEXAS | FLORIDA

## MERRITT GAME-BY-GAME STATS

#12 MERRITT, Jordyn

Opponent	Date	GS	MIN	Total		3-Pointers		Free throws		Rebounds				PF	A	TO	BLK	STL	PTS	AVG	
				FG-FGA	PCT	3FG-3FGA	PCT	FT-FTA	PCT	OFF	DEF	TOT	AVG								
UTRGV	11/07/2023	*	22:20	3-6	.500	0-0	.000	0-0	.000	1	5	6	6.0	4	4	2	3	2	6	6.0	
Tarleton St.	11/10/2023	*	28:31	6-10	.600	2-4	.500	4-5	.800	0	3	3	4.5	4	1	5	0	0	18	12.0	
Lamar University	11/13/2023	*	26:56	2-8	.250	0-2	.000	0-0	.000	0	6	6	5.0	0	1	3	2	2	4	9.3	
Tex. A&M-Commerce	11/17/2023	*	17:12	5-11	.455	1-2	.500	2-2	1.000	1	4	5	5.0	1	1	0	0	3	13	10.3	
UTSA	11/20/2023	*	28:21	3-15	.200	1-4	.250	0-4	.000	5	2	7	5.4	3	2	1	2	4	7	9.6	
vs Rutgers	11/24/2023	*	14:22	1-3	.333	0-0	.000	0-0	.000	1	3	4	5.2	2	0	2	1	0	2	8.3	
vs Santa Clara	11/25/2023		23:47	4-13	.308	0-5	.000	1-1	1.000	1	4	5	5.1	3	1	3	1	2	9	8.4	
UC Irvine	11/29/2023		12:31	2-6	.333	0-0	.000	0-0	.000	1	0	1	4.6	0	1	2	0	0	4	7.9	
Houston Christian	12/01/2023		22:28	6-12	.500	0-1	.000	0-1	.000	1	9	10	5.2	1	1	1	2	0	12	8.3	
Sam Houston	12/05/2023		16:20	1-3	.333	0-0	.000	2-2	1.000	3	3	6	5.3	4	2	0	0	2	4	7.9	
UIW	12/13/2023		21:33	3-7	.429	0-1	.000	0-2	.000	2	5	7	5.5	3	3	2	0	1	6	7.7	
vs Tulsa	12/19/2023	*	16:52	1-6	.167	0-2	.000	0-0	.000	2	2	4	5.3	1	0	3	0	0	2	7.3	
vs Oregon St.	12/20/2023		18:40	2-10	.200	0-1	.000	2-4	.500	3	2	5	5.3	2	0	1	0	3	6	7.2	
at Houston	12/30/2023	*	25:51	3-4	.750	0-1	.000	1-1	1.000	2	4	6	5.4	2	2	6	1	1	7	7.1	
Texas	01/03/2024	*	26:41	3-6	.500	1-3	.333	0-0	.000	2	4	6	5.4	4	0	4	3	1	7	7.1	
Kansas	01/06/2024	*	29:55	4-11	.364	1-5	.200	0-0	.000	3	2	5	5.4	3	3	0	2	0	9	7.3	
at Oklahoma St.	01/10/2024	*	24:56	2-8	.250	1-3	.333	0-0	.000	1	1	2	5.2	0	2	3	2	2	5	7.1	
at Oklahoma	01/13/2024	*	23:26	4-9	.444	1-3	.333	4-4	1.000	4	2	6	5.2	4	2	4	0	0	13	7.4	
Iowa St.	01/17/2024	*	26:21	3-9	.333	1-2	.500	1-2	.500	2	8	10	5.5	3	1	2	1	2	8	7.5	
<b>Totals</b>			<b>13</b>	<b>427:04</b>	<b>58-157</b>	<b>.369</b>	<b>9-39</b>	<b>.231</b>	<b>17-28</b>	<b>.607</b>	<b>35</b>	<b>69</b>	<b>104</b>	<b>5.5</b>	<b>44</b>	<b>27</b>	<b>44</b>	<b>20</b>	<b>25</b>	<b>142</b>	<b>7.5</b>

### Player Averages

Games Played	Minutes/game	Points/game	FG Pct	3FG Pct	FT Pct	Rebounds/game	Assists/game	Turnovers/game	Assist/Turnover ratio	Steals/game	Blocks/game
19	22.5	7.5	36.9	23.1	60.7	5.5	1.4	2.3	0.6	1.3	1.1

## MERRITT CAREER STATS

MERRITT, Jordyn

SEASON	TEAM	GP-GS	MIN/AVG	Field Goals		3-Point		F-Throws		Rebounds				Scoring						
				FG-FGA	FG%	3FG-3FGA	3FG%	FT-FTA	FT%	OFF	DEF	TOT	AVG	PF-FO	A	TO	BLK	STL	PTS	AVG
2020-21	UF	26-10	577/22.2	62-152	.408	12-57	.211	25-46	.543	44	74	118	4.5	39-1	21	46	3	16	161	6.2
2021-22	UF	27-19	604/22.4	96-226	.425	31-75	.413	50-72	.694	40	101	141	5.2	56-0	24	66	23	36	273	10.1
2022-23	UF	21-13	467/22.3	47-161	.292	15-63	.238	41-57	.719	42	72	114	5.4	51-1	29	45	20	20	150	7.1
2023-24	TTU	19-13	427/22.5	58-157	.369	9-39	.231	17-28	.607	35	69	104	5.5	44-0	27	44	20	25	142	7.5
<b>TOTAL FOR TTU</b>		<b>19-13</b>	<b>427/22.5</b>	<b>58-157</b>	<b>.369</b>	<b>9-39</b>	<b>.231</b>	<b>17-28</b>	<b>.607</b>	<b>35</b>	<b>69</b>	<b>104</b>	<b>5.5</b>	<b>44-0</b>	<b>27</b>	<b>44</b>	<b>20</b>	<b>25</b>	<b>142</b>	<b>7.5</b>
<b>TOTAL</b>		<b>93-55</b>	<b>2076/22.3</b>	<b>263-696</b>	<b>.378</b>	<b>67-234</b>	<b>.286</b>	<b>133-203</b>	<b>.655</b>	<b>161</b>	<b>316</b>	<b>477</b>	<b>5.1</b>	<b>190-2</b>	<b>101</b>	<b>201</b>	<b>66</b>	<b>97</b>	<b>726</b>	<b>7.8</b>

PPG	RPG	FG%	MIN/G
7.5	5.5	.369	22.5

### MERRITT SEASON HIGHS

Points	18
Field Goals	6
Field Goal Attempts	15
3-Point Field Goals	2
3-Point Field Goal Attempts	5
Free Throws Made	4
Free Throw Attempts	5
Rebounds	10
Assists	4
Blocked Shots	3
Steals	4
Minutes	30

### MERRITT CAREER HIGHS

Points	23, vs. Missouri, 2/27/22
Field Goals	7, 3x last vs. Missouri, 2/27/22
Field Goal Attempts	17, vs. Missouri, 2/27/22
3-Point Field Goals	5, at Texas A&M, 1/9/22
3-Point Field Goal Attempts	8, at Texas A&M, 1/9/22
Free Throws Made	8, vs. Green Bay, 11/24/22
Free Throw Attempts	11, vs. Georgia State, 11/9/21
Rebounds	18, vs. Charlotte, 3/19/21
Assists	6, vs. Kentucky, 3/1/23
Blocked Shots	5, at Bowling Green, 3/27/23
Steals	4, 3x last vs. UTSA, 11/20/23
Minutes	38, vs. Georgia, 12/28/21

### MERRITT STREAKS (IN 2023-24)

Consecutive Games with a Three-Pointer	5
Consecutive Games with Double-Digit Scoring	0

### MERRITT SUPERLATIVES (AT TEXAS TECH)

	Season	Career
Games with 10+ Points	4	4
Games with 20+ Points	0	0
Games with 30+ Points	0	0
Games with 40+ Points	0	0
Games with 5+ Rebounds	13	13
Games with 10+ Rebounds	2	2
Games with 5+ Assists	0	0
Games with 10+ Assists	0	0
Games with 2+ Steals	9	9
Games with 5+ Steals	0	0
Games with 2+ Blocks	5	5
Games with 5+ Blocks	0	0
Double-Doubles	1	1
Games Led Tech in Points	3	3
Games Led Tech in Rebounds	6	6
Games Led Tech in Assists	1	1
Games Led Tech in Steals	9	9
Games Led Tech in Blocks	10	10
Games Fouled Out	0	0



13

# ELINA ARIKE //

SENIOR | 6-2 | FORWARD | HELSINKI, FINLAND | MÄKELÄNRINNE

## ARIKE GAME-BY-GAME STATS

PPG	RPG	FG%	MIN/G
4.8	2.4	.420	21.4

### #13 ARIKE, Elina

Opponent	Date	GS	MIN	Total		3-Pointers		Free throws		Rebounds				PF	A	TO	BLK	STL	PTS	AVG
				FG-FGA	PCT	3FG-3FGA	PCT	FT-FTA	PCT	OFF	DEF	TOT	AVG							
UTRGV	11/07/2023		13:45	5-6	.833	0-0	.000	1-2	.500	2	1	3	3.0	4	1	3	0	1	11	11.0
Tarleton St.	11/10/2023		19:34	1-3	.333	0-1	.000	1-2	.500	2	2	4	3.5	2	1	4	0	0	3	7.0
Lamar University	11/13/2023		20:43	1-2	.500	1-2	.500	1-2	.500	0	1	1	2.7	2	0	0	1	0	4	6.0
Tex. A&M-Commerce	11/17/2023		15:56	3-9	.333	0-0	.000	0-2	.000	4	1	5	3.3	3	1	2	0	1	6	6.0
UTSA	11/20/2023		24:20	1-2	.500	1-2	.500	0-0	.000	0	3	3	3.2	2	0	1	1	1	3	5.4
vs Rutgers	11/24/2023		24:20	1-1	1.000	0-0	.000	2-2	1.000	0	0	0	2.7	0	1	1	1	1	4	5.2
vs Santa Clara	11/25/2023	*	21:19	2-3	.667	0-0	.000	3-5	.600	0	2	2	2.6	2	4	1	0	1	7	5.4
UC Irvine	11/29/2023	*	26:31	1-6	.167	0-1	.000	1-2	.500	0	2	2	2.5	2	2	2	1	1	3	5.1
Houston Christian	12/01/2023	*	16:32	5-7	.714	0-2	.000	0-0	.000	2	1	3	2.6	1	1	1	0	0	10	5.7
Sam Houston	12/05/2023	*	26:31	2-6	.333	0-1	.000	0-0	.000	0	2	2	2.5	2	0	0	1	0	4	5.5
UIW	12/13/2023	*	19:44	3-5	.600	0-0	.000	0-2	.000	0	1	1	2.4	2	2	2	0	1	6	5.5
vs Tulsa	12/19/2023		20:39	2-8	.250	1-1	1.000	0-0	.000	4	3	7	2.8	3	2	1	0	0	5	5.5
vs Oregon St.	12/20/2023		23:20	3-4	.750	2-2	1.000	0-1	.000	1	0	1	2.6	2	1	1	0	1	8	5.7
at Houston	12/30/2023		13:55	0-2	.000	0-0	.000	0-0	.000	1	1	2	2.6	1	0	3	1	0	0	5.3
Texas	01/03/2024		27:06	1-3	.333	0-0	.000	0-0	.000	2	0	2	2.5	3	2	2	0	0	2	5.1
Kansas	01/06/2024		22:37	1-6	.167	1-5	.200	0-0	.000	1	2	3	2.6	2	3	1	2	0	3	4.9
at Oklahoma St.	01/10/2024		23:24	1-3	.333	0-2	.000	2-2	1.000	0	1	1	2.5	4	0	1	0	0	4	4.9
at Oklahoma	01/13/2024		23:51	4-7	.571	0-2	.000	0-0	.000	0	2	2	2.4	2	5	2	1	0	8	5.1
Iowa St.	01/17/2024		21:48	0-5	.000	0-2	.000	0-0	.000	0	2	2	2.4	1	2	0	0	0	0	4.8
<b>Totals</b>		<b>5</b>	<b>405:56</b>	<b>37-88</b>	<b>.420</b>	<b>6-23</b>	<b>.261</b>	<b>11-22</b>	<b>.500</b>	<b>19</b>	<b>27</b>	<b>46</b>	<b>2.4</b>	<b>40</b>	<b>28</b>	<b>28</b>	<b>9</b>	<b>8</b>	<b>91</b>	<b>4.8</b>

### Player Averages

Games Played	Minutes/game	Points/game	FG Pct	3FG Pct	FT Pct	Rebounds/game	Assists/game	Turnovers/game	Assist/Turnover ratio	Steals/game	Blocks/game
19	21.4	4.8	42.0	26.1	50.0	2.4	1.5	1.5	1.0	0.4	0.5

### ARIKE SEASON HIGHS

Points	11
Field Goals	5
Field Goal Attempts	9
3-Point Field Goals	1
3-Point Field Goal Attempts	5
Free Throws Made	3
Free Throw Attempts	5
Rebounds	7
Assists	5
Blocked Shots	2
Steals	1
Minutes	27

### ARIKE CAREER HIGHS

Points	23, vs. MTSU, 3/10/23
Field Goals	8, vs. MTSU, 2/2/23
Field Goal Attempts	16, at Rice, 1/8/21
3-Point Field Goals	3, vs. MTSU, 3/10/23
3-Point Field Goal Attempts	6, vs. MTSU, 3/10/23
Free Throws Made	10, 2x last vs MTSU, 3/10/23
Free Throw Attempts	13, vs. Southern Miss, 2/19/22
Rebounds	15, vs. North Dakota, 11/13/21
Assists	6, vs. Air Force, 12/21/21
Blocked Shots	4, vs. MTSU, 2/2/23
Steals	3, 2x last at New Mexico, 12/19/21
Minutes	43, vs. Air Force, 12/21/21

### ARIKE STREAKS (IN 2023-24)

Consecutive Games with a Three-Pointer	0
Consecutive Games with Double-Digit Scoring	0

## ARIKE CAREER STATS

### ARIKE, Elina

SEASON	TEAM	GP-GS	MIN/AVG	Field Goals		3-Point		F-Throws		Rebounds				PF-FO		A		TO		BLK		STL		Scoring	
				FG-FGA	FG%	3FG-3FGA	3FG%	FT-FTA	FT%	OFF	DEF	TOT	AVG	PF	FO	A	TO	BLK	STL	PTS	AVG				
2020-21	UTEP	25-24	367/14.7	47-116	.405	1-15	.067	12-26	.462	27	30	57	2.3	35-0	24	28	6	8	107	4.3					
2021-22	UTEP	25-25	642/25.7	79-178	.444	6-21	.286	57-71	.803	69	96	165	6.6	74-3	41	69	8	21	221	8.8					
2022-23	UTEP	29-26	787/27.1	126-255	.494	13-46	.283	80-99	.808	64	97	161	5.6	83-4	53	59	16	24	345	11.9					
2023-24	TTU	19-5	406/21.4	37-88	.420	6-23	.261	11-22	.500	19	27	46	2.4	40-0	28	28	9	8	91	4.8					
<b>TOTAL FOR TTU</b>	<b>19-5</b>	<b>406/21.4</b>	<b>37-88</b>	<b>.420</b>	<b>6-23</b>	<b>.261</b>	<b>11-22</b>	<b>.500</b>	<b>19</b>	<b>27</b>	<b>46</b>	<b>2.4</b>	<b>40-0</b>	<b>28</b>	<b>28</b>	<b>9</b>	<b>8</b>	<b>91</b>	<b>4.8</b>						
<b>TOTAL</b>	<b>98-80</b>	<b>2203/22.5</b>	<b>289-637</b>	<b>.454</b>	<b>26-105</b>	<b>.248</b>	<b>160-218</b>	<b>.734</b>	<b>179</b>	<b>250</b>	<b>429</b>	<b>4.4</b>	<b>232-7</b>	<b>146</b>	<b>184</b>	<b>39</b>	<b>61</b>	<b>764</b>	<b>7.8</b>						

### ARIKE SUPERLATIVES (AT TEXAS TECH)

	Season	Career
Games with 10+ Points	2	2
Games with 20+ Points	0	0
Games with 30+ Points	0	0
Games with 40+ Points	0	0
Games with 5+ Rebounds	2	2
Games with 10+ Rebounds	0	0
Games with 5+ Assists	1	1
Games with 10+ Assists	0	0
Games with 2+ Steals	0	0
Games with 5+ Steals	0	0
Games with 2+ Blocks	1	1
Games with 5+ Blocks	0	0
Double-Doubles	0	0
Games Led Tech in Points	0	0
Games Led Tech in Rebounds	0	0
Games Led Tech in Assists	2	2
Games Led Tech in Steals	0	0
Games Led Tech in Blocks	5	5
Games Fouled Out	0	0





20

# BAILEY MAUPIN //

SOPHOMORE | 5-10 | GUARD | GRUVER, TEXAS | GRUVER HS

## MAUPIN GAME-BY-GAME STATS

PPG	RPG	FG%	MIN/G
15.2	4.3	.425	30.7

### #20 MAUPIN, Bailey

Opponent	Date	GS	MIN	Total		3-Pointers		Free throws		Rebounds				PF	A	TO	BLK	STL	PTS	AVG	
				FG-FGA	PCT	3FG-3FGA	PCT	FT-FTA	PCT	OFF	DEF	TOT	AVG								
UTRGV	11/07/2023	*	24:19	4-8	.500	2-4	.500	6-6	1.000	1	4	5	5.0	2	4	6	1	1	16	16.0	
Tarleton St.	11/10/2023	*	33:33	6-12	.500	0-3	.000	4-5	.800	1	3	4	4.5	3	3	2	1	2	16	16.0	
Lamar University	11/13/2023	*	22:08	4-12	.333	1-7	.143	4-4	1.000	0	2	2	3.7	4	3	4	0	2	13	15.0	
Tex. A&M-Commerce	11/17/2023	*	26:44	6-10	.600	1-4	.250	4-4	1.000	2	3	5	4.0	2	3	4	0	1	17	15.5	
UTSA	11/20/2023	*	38:23	4-12	.333	3-7	.429	7-8	.875	2	4	6	4.4	0	3	4	0	1	18	16.0	
vs Rutgers	11/24/2023	*	37:54	5-12	.417	4-8	.500	10-11	.909	0	4	4	4.3	3	5	4	0	0	24	17.3	
vs Santa Clara	11/25/2023	*	35:29	4-10	.400	1-1	1.000	2-4	.500	3	3	6	4.6	2	7	5	0	2	11	16.4	
UC Irvine	11/29/2023	*	38:34	6-9	.667	2-3	.667	7-8	.875	2	2	4	4.5	1	3	7	0	2	21	17.0	
Houston Christian	12/01/2023	*	18:20	3-7	.429	1-4	.250	0-0	.000	3	4	7	4.8	0	2	2	0	0	7	15.9	
Sam Houston	12/05/2023	*	35:44	4-8	.500	2-6	.333	5-7	.714	0	8	8	5.1	1	11	2	0	1	15	15.8	
UIW	12/13/2023	*	25:02	4-9	.444	1-5	.200	2-2	1.000	1	1	2	4.8	2	4	6	1	4	11	15.4	
vs Tulsa	12/19/2023	*	29:08	3-11	.273	2-6	.333	4-6	.667	2	1	3	4.7	3	1	1	0	0	12	15.1	
vs Oregon St.	12/20/2023	*	27:43	6-18	.333	1-5	.200	6-6	1.000	1	2	3	4.5	0	2	0	0	2	19	15.4	
at Houston	12/30/2023	*	36:03	6-10	.600	1-5	.200	6-8	.750	0	3	3	4.4	3	3	4	0	3	19	15.6	
Texas	01/03/2024	*	33:05	4-12	.333	2-6	.333	6-7	.857	2	3	5	4.5	4	4	7	0	1	16	15.7	
Kansas	01/06/2024	*	34:01	1-7	.143	1-4	.250	7-8	.875	0	5	5	4.5	2	4	4	0	3	10	15.3	
at Oklahoma St.	01/10/2024	*	33:32	5-14	.357	2-7	.286	4-4	1.000	0	6	6	4.6	2	3	1	0	2	16	15.4	
at Oklahoma	01/13/2024	*	23:20	5-9	.556	1-2	.500	1-1	1.000	0	2	2	4.4	1	0	5	0	1	12	15.2	
Iowa St.	01/17/2024	*	30:10	5-10	.500	3-4	.750	3-3	1.000	1	1	2	4.3	3	4	0	1	0	16	15.2	
<b>Totals</b>			<b>19</b>	<b>583:13</b>	<b>85-200</b>	<b>.425</b>	<b>31-91</b>	<b>.341</b>	<b>88-102</b>	<b>.863</b>	<b>21</b>	<b>61</b>	<b>82</b>	<b>4.3</b>	<b>38</b>	<b>69</b>	<b>68</b>	<b>4</b>	<b>28</b>	<b>289</b>	<b>15.2</b>

### Player Averages

Games Played	Minutes/game	Points/game	FG Pct	3FG Pct	FT Pct	Rebounds/game	Assists/game	Turnovers/game	Assist/Turnover ratio	Steals/game	Blocks/game
19	30.7	15.2	42.5	34.1	86.3	4.3	3.6	3.6	1.0	1.5	0.2

### MAUPIN SEASON HIGHS

Points.....	24
Field Goals.....	6
Field Goal Attempts.....	18
3-Point Field Goals.....	4
3-Point Field Goal Attempts.....	8
Free Throws Made.....	10
Free Throw Attempts.....	11
Rebounds.....	8
Assists.....	11
Blocked Shots.....	1
Steals.....	4
Minutes.....	39

### MAUPIN CAREER HIGHS

Points.....	27 vs. Mercer, 11/26/22
Field Goals.....	7, vs. SMU, 3/22/23
Field Goal Attempts.....	18, vs. Oregon State, 12/20/23
3-Point Field Goals.....	4, 2x last vs. Rutgers, 11/24/23
3-Point Field Goal Attempts.....	8, vs. Rutgers, 11/24/23
Free Throws Made.....	13, vs. Mercer, 11/16/22
Free Throw Attempts.....	13, vs. Mercer, 11/16/22
Rebounds.....	8, 2x last vs. Sam Houston, 12/5/23
Assists.....	11, vs. Sam Houston, 12/5/23
Blocked Shots.....	2, vs. Sam Houston, 12/6/22
Steals.....	4, vs. UIW, 12/13/23
Minutes.....	39, vs. UC Irvine, 11/29/23

### MAUPIN STREAKS (IN 2023-24)

Consecutive Games with a Three-Pointer.....	17
Consecutive Games with Double-Digit Scoring.....	10

## MAUPIN CAREER STATS

### MAUPIN, Bailey

SEASON TEAM	GP-GS	MIN/AVG	Field Goals		3-Point		F-Throws		Rebounds				Scoring						
			FG-FGA	FG%	3FG-3FGA	3FG%	FT-FTA	FT%	OFF	DEF	TOT	AVG	PF-FO	A	TO	BLK	STL	PTS	AVG
2022-23 TTU	33-8	708/21.4	109-263	.414	31-93	.333	88-106	.830	29	64	93	2.8	62-2	29	51	4	19	337	10.2
2023-24 TTU	19-19	583/30.7	85-200	.425	31-91	.341	88-102	.863	21	61	82	4.3	38-0	69	68	4	28	289	15.2
<b>TOTAL</b>	<b>52-27</b>	<b>1291/24.8</b>	<b>194-463</b>	<b>.419</b>	<b>62-184</b>	<b>.337</b>	<b>176-208</b>	<b>.846</b>	<b>50</b>	<b>125</b>	<b>175</b>	<b>3.4</b>	<b>100-2</b>	<b>98</b>	<b>119</b>	<b>8</b>	<b>47</b>	<b>626</b>	<b>12.0</b>

### MAUPIN SUPERLATIVES (AT TEXAS TECH)

	Season	Career
Games with 10+ Points	18	38
Games with 20+ Points	2	4
Games with 30+ Points	0	0
Games with 40+ Points	0	0
Games with 5+ Rebounds	9	15
Games with 10+ Rebounds	0	0
Games with 5+ Assists	3	3
Games with 10+ Assists	1	1
Games with 2+ Steals	9	9
Games with 5+ Steals	0	0
Games with 2+ Blocks	0	0
Games with 5+ Blocks	0	0
Double-Doubles	0	0
Games Led Tech in Points	7	13
Games Led Tech in Rebounds	2	3
Games Led Tech in Assists	12	12
Games Led Tech in Steals	9	9
Games Led Tech in Blocks	2	2
Games Fouled Out	0	2



23

# LOGHAN JOHNSON //

FRESHMAN | 5-10 | GUARD | HOUSTON, TEXAS | HOUSTON CHRISTIAN HS

## JOHNSON GAME-BY-GAME STATS

PPG	RPG	FG%	MIN/G
3.7	1.7	.426	12.4

### #23 JOHNSON, Logan

Opponent	Date	GS	MIN	Total		3-Pointers		Free throws		Rebounds				PF	A	TO	BLK	STL	PTS	AVG
				FG-FGA	PCT	3FG-3FGA	PCT	FT-FTA	PCT	OFF	DEF	TOT	AVG							
UTRGV	11/07/2023		12:12	1-4	.250	0-2	.000	1-2	.500	1	3	4	4.0	5	1	4	0	2	3	3.0
Tarleton St.	11/10/2023		12:00	0-0	.000	0-0	.000	0-0	.000	0	0	0	2.0	1	0	0	0	1	0	1.5
Lamar University	11/13/2023		12:21	2-2	1.000	1-1	1.000	3-6	.500	3	0	3	2.3	3	1	3	0	0	8	3.7
Tex. A&M-Commerce	11/17/2023		12:17	1-5	.200	1-4	.250	0-0	.000	1	2	3	2.5	3	1	1	0	1	3	3.5
UTSA	11/20/2023		12:24	0-1	.000	0-1	.000	1-2	.500	2	0	2	2.4	0	0	0	0	0	1	3.0
vs Rutgers	11/24/2023		04:14	0-1	.000	0-0	.000	0-0	.000	1	0	1	2.2	0	0	0	0	0	0	2.5
vs Santa Clara	11/25/2023		12:22	3-4	.750	0-0	.000	0-0	.000	0	0	0	1.9	3	0	0	0	0	6	3.0
UC Irvine	11/29/2023		06:47	0-1	.000	0-0	.000	0-0	.000	0	0	0	1.6	3	0	2	0	1	0	2.6
Houston Christian	12/01/2023		10:26	3-4	.750	0-0	.000	1-1	1.000	0	0	0	1.4	2	2	2	0	0	7	3.1
Sam Houston	12/05/2023		12:54	2-4	.500	0-2	.000	2-3	.667	2	1	3	1.6	2	1	2	0	1	6	3.4
UIW	12/13/2023		20:59	5-10	.500	1-4	.250	0-0	.000	2	2	4	1.8	2	0	2	0	0	11	4.1
vs Tulsa	12/19/2023		14:27	0-3	.000	0-1	.000	0-0	.000	2	3	5	2.1	2	0	1	0	0	0	3.8
vs Oregon St.	12/20/2023		18:01	0-2	.000	0-1	.000	3-4	.750	3	0	3	2.2	2	1	0	0	1	3	3.7
at Houston	12/30/2023		10:49	2-2	1.000	1-1	1.000	0-1	.000	0	1	1	2.1	3	1	2	0	0	5	3.8
Texas	01/03/2024		17:01	1-4	.250	0-1	.000	0-3	.000	0	2	2	2.1	4	1	1	0	0	2	3.7
Kansas	01/06/2024		17:42	1-2	.500	1-1	1.000	4-4	1.000	0	1	1	2.0	1	0	2	0	0	7	3.9
at Oklahoma St.	01/10/2024		13:12	1-3	.333	1-3	.333	2-2	1.000	0	0	0	1.9	2	0	2	0	0	5	3.9
at Oklahoma	01/13/2024		10:23	1-2	.500	0-0	.000	1-2	.500	0	0	0	1.8	1	0	1	0	0	3	3.9
Iowa St.	01/17/2024		04:15	0-0	.000	0-0	.000	0-0	.000	0	0	0	1.7	2	0	1	0	0	0	3.7
<b>Totals</b>		<b>0</b>	<b>234:45</b>	<b>23-54</b>	<b>.426</b>	<b>6-22</b>	<b>.273</b>	<b>18-32</b>	<b>.563</b>	<b>17</b>	<b>15</b>	<b>32</b>	<b>1.7</b>	<b>41</b>	<b>9</b>	<b>26</b>	<b>0</b>	<b>7</b>	<b>70</b>	<b>3.7</b>

### Player Averages

Games Played	Minutes/game	Points/game	FG Pct	3FG Pct	FT Pct	Rebounds/game	Assists/game	Turnovers/game	Assist/Turnover ratio	Steals/game	Blocks/game
19	12.4	3.7	42.6	27.3	56.3	1.7	0.5	1.4	0.3	0.4	0.0

### JOHNSON SEASON HIGHS

Points	11
Field Goals	5
Field Goal Attempts	10
3-Point Field Goals	1
3-Point Field Goal Attempts	4
Free Throws Made	4
Free Throw Attempts	6
Rebounds	5
Assists	2
Blocked Shots	N/A
Steals	2
Minutes	21

### JOHNSON CAREER HIGHS

Points	11, vs. UIW, 12/13/23
Field Goals	5, vs. UIW, 12/13/23
Field Goal Attempts	10, vs. UIW, 12/13/23
3-Point Field Goals	1, 6x last at Oklahoma State, 1/10/24
3-Point Field Goal Attempts	4, 2x last vs. UIW, 12/13/23
Free Throws Made	4, vs. Kansas, 1/6/24
Free Throw Attempts	6, vs. Lamar, 11/13/23
Rebounds	5, vs. Tulsa, 12/19/23
Assists	2, vs. Houston Christian, 12/1/23
Blocked Shots	
Steals	2, vs. UTRGV, 11/7/23
Minutes	21, vs. UIW, 12/13/23

### JOHNSON STREAKS

Consecutive Games with a Three-Pointer	0
Consecutive Games with Double-Digit Scoring	0

## JOHNSON CAREER STATS

### JOHNSON, Logan

SEASON TEAM	GP-GS	MIN/AVG	Field Goals		3-Point		F-Throws		Rebounds				Scoring						
			FG-FGA	FG%	3FG-3FGA	3FG%	FT-FTA	FT%	OFF	DEF	TOT	AVG	PF-FO	A	TO	BLK	STL	PTS	AVG
2023-24 TTU	19-0	235/12.4	23-54	.426	6-22	.273	18-32	.563	17	15	32	1.7	41-1	9	26	0	7	70	3.7
<b>TOTAL</b>	<b>19-0</b>	<b>235/12.4</b>	<b>23-54</b>	<b>.426</b>	<b>6-22</b>	<b>.273</b>	<b>18-32</b>	<b>.563</b>	<b>17</b>	<b>15</b>	<b>32</b>	<b>1.7</b>	<b>41-1</b>	<b>9</b>	<b>26</b>	<b>0</b>	<b>7</b>	<b>70</b>	<b>3.7</b>

### JOHNSON SUPERLATIVES (AT TEXAS TECH)

	Season	Career
Games with 10+ Points	1	1
Games with 20+ Points	0	0
Games with 30+ Points	0	0
Games with 40+ Points	0	0
Games with 5+ Rebounds	1	1
Games with 10+ Rebounds	0	0
Games with 5+ Assists	0	0
Games with 10+ Assists	0	0
Games with 2+ Steals	0	0
Games with 5+ Steals	0	0
Games with 2+ Blocks	0	0
Games with 5+ Blocks	0	0
Double-Doubles	0	0
Games Led Tech in Points	0	0
Games Led Tech in Rebounds	0	0
Games Led Tech in Assists	0	0
Games Led Tech in Steals	0	0
Games Led Tech in Blocks	0	0
Games Fouled Out	1	1





24

# JADA WYNN //

SOPHOMORE | 6-1 | GUARD | YORBA LINDA, CALIF. | COLORADO

## WYNN GAME-BY-GAME STATS

PPG	RPG	FG%	MIN/G
4.5	1.8	.353	18.4

### #24 WYNN, Jada

Opponent	Date	GS	MIN	Total		3-Pointers		Free throws		Rebounds				PF	A	TO	BLK	STL	PTS	AVG
				FG-FGA	PCT	3FG-3FGA	PCT	FT-FTA	PCT	OFF	DEF	TOT	AVG							
UTRGV	11/07/2023		15:05	1-7	.143	0-2	.000	0-0	.000	2	1	3	3.0	1	1	2	0	0	2	2.0
Tex. A&M-Commerce	11/17/2023		15:29	0-0	.000	0-0	.000	0-0	.000	1	4	5	4.0	2	2	0	0	0	0	1.0
UTSA	11/20/2023		07:55	1-1	1.000	1-1	1.000	0-0	.000	0	1	1	3.0	0	0	1	0	0	3	1.7
vs Rutgers	11/24/2023		12:17	0-3	.000	0-3	.000	0-0	.000	0	0	0	2.3	5	1	0	1	0	1.3	
vs Santa Clara	11/25/2023		20:33	1-4	.250	1-4	.250	2-2	1.000	0	3	3	2.4	2	0	0	0	1	5	2.0
UC Irvine	11/29/2023		22:37	3-6	.500	3-5	.600	0-0	.000	0	4	4	2.7	2	2	1	0	0	9	3.2
Houston Christian	12/01/2023		23:34	2-5	.400	1-2	.500	0-0	.000	0	1	1	2.4	1	5	1	0	1	5	3.4
Sam Houston	12/05/2023		19:07	1-4	.250	0-2	.000	2-2	1.000	1	2	3	2.5	2	4	0	0	1	4	3.5
UIW	12/13/2023		18:55	2-5	.400	1-3	.333	1-2	.500	1	2	3	2.6	3	1	0	1	2	6	3.8
vs Tulsa	12/19/2023		09:01	1-2	.500	1-1	1.000	0-0	.000	0	2	2	2.5	2	0	1	0	0	3	3.7
vs Oregon St.	12/20/2023		19:11	0-4	.000	0-1	.000	0-0	.000	0	1	1	2.4	2	1	1	1	0	3	4
at Houston	12/30/2023		28:42	6-8	.750	6-7	.857	5-5	1.000	0	0	0	2.2	2	2	3	0	0	23	5.0
Texas	01/03/2024		17:41	0-3	.000	0-2	.000	0-0	.000	0	2	2	2.2	2	1	4	0	0	0	4.6
Kansas	01/06/2024		20:16	3-5	.600	2-4	.500	1-1	1.000	0	1	1	2.1	2	0	2	0	0	9	4.9
at Oklahoma St.	01/10/2024		17:24	1-4	.250	1-4	.250	0-0	.000	0	0	0	1.9	2	2	0	0	0	3	4.8
at Oklahoma	01/13/2024		09:56	0-2	.000	0-2	.000	0-0	.000	0	1	1	1.9	1	0	0	0	1	0	4.5
Iowa St.	01/17/2024	*	34:52	2-5	.400	1-4	.250	0-0	.000	0	1	1	1.8	1	6	1	0	0	5	4.5
<b>Totals</b>			<b>1 312:36</b>	<b>24-68</b>	<b>.353</b>	<b>18-47</b>	<b>.383</b>	<b>11-12</b>	<b>.917</b>	<b>5</b>	<b>26</b>	<b>31</b>	<b>1.8</b>	<b>32</b>	<b>28</b>	<b>18</b>	<b>2</b>	<b>8</b>	<b>77</b>	<b>4.5</b>

### Player Averages

Games Played	Minutes/ game	Points/ game	FG Pct	3FG Pct	FT Pct	Rebounds/ game	Assists/ game	Turnovers/ game	Assist/Turnover ratio	Steals/ game	Blocks/ game
17	18.4	4.5	35.3	38.3	91.7	1.8	1.6	1.1	1.6	0.5	0.1

### WYNN SEASON HIGHS

Points.....	23
Field Goals.....	6
Field Goal Attempts.....	8
3-Point Field Goals.....	6
3-Point Field Goal Attempts.....	7
Free Throws Made.....	5
Free Throw Attempts.....	5
Rebounds.....	5
Assists.....	6
Blocked Shots.....	1
Steals.....	2
Minutes.....	35

### WYNN CAREER HIGHS

Points.....	23, vs. Houston, 12/30/23
Field Goals.....	6, vs. Houston, 12/30/23
Field Goal Attempts.....	9, at Tennessee, 11/25/22
3-Point Field Goals.....	6, vs. Houston, 12/30/23
3-Point Field Goal Attempts.....	7, vs. Houston, 12/30/23
Free Throws Made.....	5, vs. Houston, 12/30/23
Free Throw Attempts.....	5, vs. Houston, 12/30/23
Rebounds.....	6, 2x last at Tennessee, 11/25/22
Assists.....	6, vs. #24 Iowa State, 1/17/24
Blocked Shots.....	2, 2x last at Utah, 12/14/22
Steals.....	2, 2x last vs. UIW, 12/13/23
Minutes.....	35, vs. #24 Iowa State, 1/17/24

### WYNN STREAKS

Consecutive Games with a Three-Pointer.....	1
Consecutive Games with Double-Digit Scoring.....	0

## WYNN CAREER STATS

### WYNN, Jada

SEASON	TEAM	GP-GS	MIN/AVG	Field Goals		3-Point		F-Throws		Rebounds				Scoring						
				FG-FGA	FG%	3FG-3FGA	3FG%	FT-FTA	FT%	OFF	DEF	TOT	AVG	PF-FO	A	TO	BLK	STL	PTS	AVG
2022-23	CU	32-0	386/12.1	37-96	.385	24-63	.381	10-15	.667	15	42	57	1.8	33-1	9	20	6	6	108	3.4
2023-24	TTU	17-1	313/18.4	24-68	.353	18-47	.383	11-12	.917	5	26	31	1.8	32-1	28	18	2	8	77	4.5
<b>TOTAL FOR TTU</b>		<b>17-1</b>	<b>313/18.4</b>	<b>24-68</b>	<b>.353</b>	<b>18-47</b>	<b>.383</b>	<b>11-12</b>	<b>.917</b>	<b>5</b>	<b>26</b>	<b>31</b>	<b>1.8</b>	<b>32-1</b>	<b>28</b>	<b>18</b>	<b>2</b>	<b>8</b>	<b>77</b>	<b>4.5</b>
<b>TOTAL</b>		<b>49-1</b>	<b>698/14.2</b>	<b>61-164</b>	<b>.372</b>	<b>42-110</b>	<b>.382</b>	<b>21-27</b>	<b>.778</b>	<b>20</b>	<b>68</b>	<b>88</b>	<b>1.8</b>	<b>65-2</b>	<b>37</b>	<b>38</b>	<b>8</b>	<b>14</b>	<b>185</b>	<b>3.8</b>

### WYNN SUPERLATIVES (AT TEXAS TECH)

	Season	Career
Games with 10+ Points	1	1
Games with 20+ Points	1	1
Games with 30+ Points	0	0
Games with 40+ Points	0	0
Games with 5+ Rebounds	0	0
Games with 10+ Rebounds	0	0
Games with 5+ Assists	2	2
Games with 10+ Assists	0	0
Games with 2+ Steals	1	1
Games with 5+ Steals	0	0
Games with 2+ Blocks	0	0
Games with 5+ Blocks	0	0
Double-Doubles	0	0
Games Led Tech in Points	1	1
Games Led Tech in Rebounds	0	0
Games Led Tech in Assists	2	2
Games Led Tech in Steals	1	1
Games Led Tech in Blocks	2	2
Games Fouled Out	1	1



25

# ASHLEY CHEVALIER //

JUNIOR | 5-7 | GUARD | CHATSWORTH, CALIF. | TEXAS

## CHEVALIER GAME-BY-GAME STATS

PPG	RPG	FG%	MIN/G
3.6	2.0	.431	21.0

### #25 CHEVALIER, Ashley

Opponent	Date	GS	MIN	Total		3-Pointers		Free throws		Rebounds				PF	A	TO	BLK	STL	PTS	AVG	
				FG-FGA	PCT	3FG-3FGA	PCT	FT-FTA	PCT	OFF	DEF	TOT	AVG								
UTRGV	11/07/2023	*	24:21	3-5	.600	0-1	.000	0-0	.000	1	1	2	2.0	4	1	1	0	1	6	6.0	
Tarleton St.	11/10/2023	*	27:36	1-2	.500	0-1	.000	0-0	.000	0	1	1	1.5	0	2	0	0	1	2	4.0	
Lamar University	11/13/2023	*	24:09	0-0	.000	0-0	.000	0-0	.000	3	1	4	2.3	1	1	2	0	2	0	2.7	
Tex. A&M-Commerce	11/17/2023	*	21:27	1-2	.500	0-1	.000	0-0	.000	0	3	3	2.5	2	3	2	0	0	2	2.5	
UTSA	11/20/2023	*	24:28	4-10	.400	0-3	.000	0-0	.000	0	2	2	2.4	2	1	0	0	3	8	3.6	
vs Rutgers	11/24/2023	*	15:45	0-0	.000	0-0	.000	2-2	1.000	1	1	2	2.3	1	3	3	0	2	2	3.3	
vs Santa Clara	11/25/2023	*	21:04	2-3	.667	1-2	.500	0-0	.000	1	1	2	2.3	1	1	0	0	1	5	3.6	
UC Irvine	11/29/2023	*	14:01	1-4	.250	1-2	.500	0-0	.000	1	0	1	2.1	3	1	0	0	0	3	3.5	
Houston Christian	12/01/2023	*	17:12	1-4	.250	0-0	.000	1-1	1.000	1	2	3	2.2	1	0	0	0	1	3	3.4	
Sam Houston	12/05/2023	*	24:22	4-5	.800	1-2	.500	3-5	.600	0	0	0	2.0	0	1	1	0	0	12	4.3	
UIW	12/13/2023	*	17:03	1-2	.500	0-0	.000	1-2	.500	2	1	3	2.1	0	2	0	0	2	3	4.2	
vs Tulsa	12/19/2023	*	18:40	0-3	.000	0-1	.000	0-0	.000	0	0	0	1.9	3	0	2	0	1	0	3.8	
vs Oregon St.	12/20/2023	*	17:57	0-1	.000	0-0	.000	0-0	.000	0	1	1	1.8	2	0	0	0	0	0	3.5	
at Houston	12/30/2023	*	27:20	1-1	1.000	1-1	1.000	2-2	1.000	0	1	1	1.8	0	4	2	0	1	5	3.6	
Texas	01/03/2024	*	27:59	1-3	.333	0-0	.000	0-0	.000	0	0	0	1.7	2	1	0	0	1	2	3.5	
Kansas	01/06/2024	*	23:54	3-3	1.000	2-2	1.000	2-2	1.000	0	2	2	1.7	2	2	3	0	3	10	3.9	
at Oklahoma St.	01/10/2024	*	25:24	1-4	.250	0-1	.000	0-0	.000	0	3	3	1.8	0	1	2	0	2	2	3.8	
at Oklahoma	01/13/2024	*	18:21	1-4	.250	1-2	.500	1-2	.500	2	5	7	2.1	2	0	1	0	0	4	3.8	
Iowa St.	01/17/2024	*	08:05	0-2	.000	0-1	.000	0-0	.000	1	0	1	2.0	1	0	0	0	2	0	3.6	
<b>Totals</b>			<b>17</b>	<b>399:09</b>	<b>25-58</b>	<b>.431</b>	<b>7-20</b>	<b>.350</b>	<b>12-16</b>	<b>.750</b>	<b>13</b>	<b>25</b>	<b>38</b>	<b>2.0</b>	<b>27</b>	<b>24</b>	<b>19</b>	<b>0</b>	<b>23</b>	<b>69</b>	<b>3.6</b>

### Player Averages

Games Played	Minutes/game	Points/game	FG Pct	3FG Pct	FT Pct	Rebounds/game	Assists/game	Turnovers/game	Assist/Turnover ratio	Steals/game	Blocks/game
19	21.0	3.6	43.1	35.0	75.0	2.0	1.3	1.0	1.3	1.2	0.0

### CHEVALIER SEASON HIGHS

Points.....	12
Field Goals.....	4
Field Goal Attempts.....	10
3-Point Field Goals.....	2
3-Point Field Goal Attempts.....	3
Free Throws Made.....	3
Free Throw Attempts.....	5
Rebounds.....	7
Assists.....	4
Blocked Shots.....	N/A
Steals.....	3
Minutes.....	28

### CHEVALIER CAREER HIGHS

Points.....	12, vs. Sam Houston, 12/5/23
Rebounds.....	7, 2x last at Oklahoma, 1/13/24
Assists.....	6, 2x last vs. CSUN, 11/27/21
Steals.....	5, at Kansas State, 12/21/20
FG Made.....	5, vs. Iowa State, 03/12/21
FG Attempts.....	10, vs. UTSA, 11/20/23
3FG Made.....	2, 2x last vs. Kansas, 1/6/24
3FG Attempts.....	4, 2x last at Kansas, 02/24/21
FT Made.....	5, vs. Bradley, 03/22/21
FT Attempts.....	6, 2x last vs. MTSU, 11/25/22
Minutes.....	44, vs. Iowa State, 3/12/21

### CHEVALIER STREAKS

Consecutive Games with a Three-Pointer.....	0
Consecutive Games with Double-Digit Scoring.....	0

## CHEVALIER CAREER STATS

### CHEVALIER, Ashley

SEASON	TEAM	GP-GS	MIN/AVG	Field Goals		3-Point		F-Throws		Rebounds				Scoring						
				FG-FGA	FG%	3FG-3FGA	3FG%	FT-FTA	FT%	OFF	DEF	TOT	AVG	PF-FO	A	TO	BLK	STL	PTS	AVG
2020-21	UT	28-2	396/14.2	31-81	.383	7-27	.259	13-25	.520	14	25	39	1.4	40-1	42	32	0	24	82	2.9
2021-22	UT	7-0	86/12.3	6-15	.400	1-5	.200	6-8	.750	1	8	9	1.3	4-0	18	10	0	4	19	2.7
2022-23	TTU	32-0	342/10.7	11-35	.314	3-8	.375	15-27	.556	5	28	33	1.0	28-0	24	34	0	9	40	1.3
2023-24	TTU	19-17	399/21.0	25-58	.431	7-20	.350	12-16	.750	13	25	38	2.0	27-0	24	19	0	23	69	3.6
<b>TOTAL FOR TTU</b>	<b>51-17</b>	<b>741/14.5</b>	<b>36-93</b>	<b>.387</b>	<b>10-28</b>	<b>.357</b>	<b>27-43</b>	<b>.628</b>	<b>18</b>	<b>53</b>	<b>71</b>	<b>1.4</b>	<b>55-0</b>	<b>48</b>	<b>53</b>	<b>0</b>	<b>32</b>	<b>109</b>	<b>2.1</b>	
<b>TOTAL</b>	<b>86-19</b>	<b>1223/14.2</b>	<b>73-189</b>	<b>.386</b>	<b>18-60</b>	<b>.300</b>	<b>46-76</b>	<b>.605</b>	<b>33</b>	<b>86</b>	<b>119</b>	<b>1.4</b>	<b>99-1</b>	<b>108</b>	<b>95</b>	<b>0</b>	<b>60</b>	<b>210</b>	<b>2.4</b>	

### CHEVALIER SUPERLATIVES (AT TEXAS TECH)

	Season	Career
Games with 10+ Points	2	2
Games with 20+ Points	0	0
Games with 30+ Points	0	0
Games with 40+ Points	0	0
Games with 5+ Rebounds	1	1
Games with 10+ Rebounds	0	0
Games with 5+ Assists	0	0
Games with 10+ Assists	0	0
Games with 2+ Steals	6	6
Games with 5+ Steals	0	0
Games with 2+ Blocks	0	0
Games with 5+ Blocks	0	0
Double-Doubles	0	0
Games Led Tech in Points	0	0
Games Led Tech in Rebounds	1	1
Games Led Tech in Assists	2	2
Games Led Tech in Steals	5	5
Games Led Tech in Blocks	0	0
Games Fouled Out	0	0







30

# KELLY MORA //

FRESHMAN | 6-1 | FORWARD | LUBBOCK, TEXAS | MONTEREY HS

## MORA GAME-BY-GAME STATS

#30 MORA, Kelly

Opponent	Date	GS	MIN	Total		3-Pointers		Free throws		Rebounds				PF	A	TO	BLK	STL	PTS	AVG
				FG-FGA	PCT	3FG-3FGA	PCT	FT-FTA	PCT	OFF	DEF	TOT	AVG							
UTRGV	11/07/2023		05:43	1-2	.500	0-0	.000	0-2	.000	1	0	1	1.0	1	0	0	0	0	2	2.0
Lamar University	11/13/2023		03:20	0-1	.000	0-0	.000	2-2	1.000	0	2	2	1.5	1	0	0	0	0	2	2.0
Tex. A&M-Commerce	11/17/2023		04:39	2-3	.667	0-0	.000	0-0	.000	1	1	2	1.7	0	2	1	0	0	4	2.7
Houston Christian	12/01/2023		06:42	2-4	.500	0-0	.000	0-0	.000	1	1	2	1.8	0	1	0	0	0	4	3.0
Sam Houston	12/05/2023		07:21	1-2	.500	0-0	.000	0-1	.000	0	0	0	1.4	1	1	0	1	0	2	2.8
UIW	12/13/2023		04:54	0-1	.000	0-0	.000	1-2	.500	1	0	1	1.3	0	1	0	0	0	1	2.5
vs Oregon St.	12/20/2023		00:55	0-0	.000	0-0	.000	0-0	.000	0	0	0	1.1	1	0	0	0	0	2.1	
<b>Totals</b>		<b>0</b>	<b>33:34</b>	<b>6-13</b>	<b>.462</b>	<b>0-0</b>	<b>.000</b>	<b>3-7</b>	<b>.429</b>	<b>4</b>	<b>4</b>	<b>8</b>	<b>1.1</b>	<b>4</b>	<b>5</b>	<b>1</b>	<b>1</b>	<b>0</b>	<b>15</b>	<b>2.1</b>

Player Averages

Games Played	Minutes/game	Points/game	FG Pct	3FG Pct	FT Pct	Rebounds/game	Assists/game	Turnovers/game	Assist/Turnover ratio	Steals/game	Blocks/game
7	4.8	2.1	46.2	0.0	42.9	1.1	0.7	0.1	5.0	0.0	0.1

PPG	RPG	FG%	MIN/G
2.1	1.1	.462	4.8

### MORA SEASON HIGHS

Points.....	4
Field Goals.....	2
Field Goal Attempts.....	4
3-Point Field Goals.....	N/A
3-Point Field Goal Attempts.....	N/A
Free Throws Made.....	2
Free Throw Attempts.....	2
Rebounds.....	2
Assists.....	2
Blocked Shots.....	1
Steals.....	N/A
Minutes.....	7

### MORA CAREER HIGHS

Points.....	4, 2x last vs. Houston Christian, 12/1/23
Field Goals.....	2, 2x last vs. Houston Christian, 12/1/23
Field Goal Attempts.....	4, vs. Houston Christian, 12/1/23
3-Point Field Goals.....	
3-Point Field Goal Attempts.....	
Free Throws Made.....	2, vs. Lamar, 11/13/23
Free Throw Attempts.....	2, 3x last vs. UIW, 12/13/23
Rebounds.....	2, 3x last vs. Houston Christian, 12/1/23
Assists.....	2, vs. TAMU-Commerce, 11/17/23
Blocked Shots.....	1, vs. Sam Houston, 12/5/23
Steals.....	
Minutes.....	7, 2x last vs. Sam Houston, 12/5/23

### MORA STREAKS (IN 2023-24)

Consecutive Games with a Three-Pointer.....	0
Consecutive Games with Double-Digit Scoring.....	0

## MORA CAREER STATS

### MORA SUPERLATIVES (AT TEXAS TECH)

	Season	Career
Games with 10+ Points	0	0
Games with 20+ Points	0	0
Games with 30+ Points	0	0
Games with 40+ Points	0	0
Games with 5+ Rebounds	0	0
Games with 10+ Rebounds	0	0
Games with 5+ Assists	0	0
Games with 10+ Assists	0	0
Games with 2+ Steals	0	0
Games with 5+ Steals	0	0
Games with 2+ Blocks	0	0
Games with 5+ Blocks	0	0
Double-Doubles	0	0
Games Led Tech in Points	0	0
Games Led Tech in Rebounds	0	0
Games Led Tech in Assists	0	0
Games Led Tech in Steals	0	0
Games Led Tech in Blocks	1	1
Games Fouled Out	0	0

MORA, Kelly

SEASON TEAM	GP-GS	MIN/AVG	Field Goals		3-Point		F-Throws		Rebounds				Scoring						
			FG-FGA	FG%	3FG-3FGA	3FG%	FT-FTA	FT%	OFF	DEF	TOT	AVG	PF-FO	A	TO	BLK	STL	PTS	AVG
2023-24 TTU	7-0	34/4.8	6-13	.462	0-0	.000	3-7	.429	4	4	8	1.1	4-0	5	1	1	0	15	2.1
<b>TOTAL</b>	<b>7-0</b>	<b>34/4.8</b>	<b>6-13</b>	<b>.462</b>	<b>0-0</b>	<b>.000</b>	<b>3-7</b>	<b>.429</b>	<b>4</b>	<b>4</b>	<b>8</b>	<b>1.1</b>	<b>4-0</b>	<b>5</b>	<b>1</b>	<b>1</b>	<b>0</b>	<b>15</b>	<b>2.1</b>





42

# JAZMAINE LEWIS //

SENIOR | 6-4 | CENTER | KANSAS CITY, MO. | HOUSTON

## LEWIS GAME-BY-GAME STATS

PPG	RPG	FG%	MIN/G
2.3	0.9	.467	6.9

### #42 LEWIS, Jazmaine

Opponent	Date	GS	MIN	Total		3-Pointers		Free throws		Rebounds				PF	A	TO	BLK	STL	PTS	AVG
				FG-FGA	PCT	3FG-3FGA	PCT	FT-FTA	PCT	OFF	DEF	TOT	AVG							
UTRGV	11/07/2023		05:02	0-2	.000	0-0	.000	0-0	.000	1	0	1	1.0	1	1	0	0	0	0	0.0
Tarleton St.	11/10/2023		07:47	0-2	.000	0-0	.000	0-0	.000	0	1	1	1.0	2	0	1	0	0	0	0.0
Lamar University	11/13/2023		08:55	1-2	.500	0-0	.000	0-0	.000	1	1	2	1.3	0	2	1	1	0	2	0.7
Tex. A&M-Commerce	11/17/2023		09:40	3-4	.750	0-0	.000	0-0	.000	0	1	1	1.3	0	1	1	0	0	6	2.0
UTSA	11/20/2023		02:41	0-1	.000	0-0	.000	0-0	.000	1	0	1	1.2	1	0	0	0	0	0	1.6
vs Rutgers	11/24/2023		11:12	1-2	.500	0-0	.000	0-0	.000	0	0	0	1.0	1	0	1	0	0	2	1.7
vs Santa Clara	11/25/2023		02:34	1-1	1.000	0-0	.000	0-0	.000	0	0	0	0.9	0	0	0	0	0	2	1.7
UC Irvine	11/29/2023		02:20	0-1	.000	0-0	.000	0-0	.000	0	0	0	0.8	0	0	0	0	0	0	1.5
Houston Christian	12/01/2023		12:03	5-7	.714	0-0	.000	2-2	1.000	2	1	3	1.0	0	0	3	0	0	12	2.7
Sam Houston	12/05/2023		01:06	0-0	.000	0-0	.000	0-0	.000	0	0	0	0.9	0	0	1	0	0	0	2.4
vs Tulsa	12/19/2023		09:40	1-3	.333	0-0	.000	0-0	.000	0	2	2	1.0	2	2	1	0	0	2	2.4
vs Oregon St.	12/20/2023	*	11:57	1-2	.500	0-0	.000	0-0	.000	0	0	0	0.9	1	0	0	1	1	2	2.3
at Oklahoma St.	01/10/2024		00:40	0-1	.000	0-0	.000	0-0	.000	0	0	0	0.8	0	0	0	0	0	0	2.2
Iowa St.	01/17/2024		10:47	1-2	.500	0-0	.000	2-2	1.000	0	1	1	0.9	4	0	1	3	1	4	2.3
<b>Totals</b>			<b>1 96:23</b>	<b>14-30</b>	<b>.467</b>	<b>0-0</b>	<b>.000</b>	<b>4-4</b>	<b>1.000</b>	<b>5</b>	<b>7</b>	<b>12</b>	<b>0.9</b>	<b>12</b>	<b>6</b>	<b>10</b>	<b>5</b>	<b>2</b>	<b>32</b>	<b>2.3</b>

### Player Averages

Games Played	Minutes/game	Points/game	FG Pct	3FG Pct	FT Pct	Rebounds/game	Assists/game	Turnovers/game	Assist/Turnover ratio	Steals/game	Blocks/game
14	6.9	2.3	46.7	0.0	100.0	0.9	0.4	0.7	0.6	0.1	0.4

### LEWIS SEASON HIGHS

Points.....	12
Field Goals.....	5
Field Goal Attempts.....	7
3-Point Field Goals.....	N/A
3-Point Field Goal Attempts.....	N/A
Free Throws Made.....	2
Free Throw Attempts.....	2
Rebounds.....	3
Assists.....	2
Blocked Shots.....	3
Steals.....	1
Minutes.....	12

### LEWIS CAREER HIGHS

Points.....	17, vs. Sam Houston, 12/6/22
Rebounds.....	10, vs Tulsa, 01/13/21
Assists.....	3, vs. Jackson State, 11/15/22
Steals.....	2, 2x last vs. Mississippi Valley State, 12/27/22
Blocks.....	4, vs. Wichita State, 12/30/20
FG Made.....	8, vs. Sam Houston, 12/6/22
FG Attempts.....	11, vs. Sam Houston, 12/6/22
FT Made.....	5, vs. Jackson State, 11/15/22
FT Attempts.....	8, vs. Wichita State, 12/30/20
Minutes.....	32, vs. WVU, 2/22/23

### LEWIS STREAKS (IN 2023-24)

Consecutive Games with a Three-Pointer.....	0
Consecutive Games with Double-Digit Scoring.....	0

## LEWIS CAREER STATS

### LEWIS, Jazmaine

SEASON	TEAM	GP-GS	MIN/AVG	Field Goals		3-Point		F-Throws		Rebounds				Scoring						
				FG-FGA	FG%	3FG-3FGA	3FG%	FT-FTA	FT%	OFF	DEF	TOT	AVG	PF-FO	A	TO	BLK	STL	PTS	AVG
2019-20	UH	28-0	185/6.6	26-65	.400	0-0	.000	9-22	.409	20	24	44	1.6	19-0	1	15	6	3	61	2.2
2020-21	UH	23-17	291/12.6	50-92	.543	0-0	.000	14-27	.519	27	50	77	3.3	46-0	6	19	15	6	114	5.0
2021-22	UH	17-0	128/7.5	22-46	.478	0-0	.000	12-24	.500	14	21	35	2.1	17-0	1	10	6	1	56	3.3
2022-23	TTU	34-6	418/12.3	81-133	.609	0-0	.000	29-47	.617	42	62	104	3.1	51-0	14	47	12	6	191	5.6
2023-24	TTU	14-1	96/6.9	14-30	.467	0-0	.000	4-4	1.000	5	7	12	0.9	12-0	6	10	5	2	32	2.3
<b>TOTAL FOR TTU</b>		<b>48-7</b>	<b>515/10.7</b>	<b>95-163</b>	<b>.583</b>	<b>0-0</b>	<b>.000</b>	<b>33-51</b>	<b>.647</b>	<b>47</b>	<b>69</b>	<b>116</b>	<b>2.4</b>	<b>63-0</b>	<b>20</b>	<b>57</b>	<b>17</b>	<b>8</b>	<b>223</b>	<b>4.6</b>
<b>TOTAL</b>		<b>116-24</b>	<b>1118/9.6</b>	<b>193-366</b>	<b>.527</b>	<b>0-0</b>	<b>.000</b>	<b>68-124</b>	<b>.548</b>	<b>108</b>	<b>164</b>	<b>272</b>	<b>2.3</b>	<b>145-0</b>	<b>28</b>	<b>101</b>	<b>44</b>	<b>18</b>	<b>454</b>	<b>3.9</b>

### LEWIS SUPERLATIVES (AT TEXAS TECH)

	Season	Career
Games with 10+ Points	1	11
Games with 20+ Points	0	0
Games with 30+ Points	0	0
Games with 40+ Points	0	0
Games with 5+ Rebounds	0	10
Games with 10+ Rebounds	0	0
Games with 5+ Assists	0	0
Games with 10+ Assists	0	0
Games with 2+ Steals	0	0
Games with 5+ Steals	0	0
Games with 2+ Blocks	1	1
Games with 5+ Blocks	0	0
Double-Doubles	0	0
Games Led Tech in Points	0	2
Games Led Tech in Rebounds	0	2
Games Led Tech in Assists	1	1
Games Led Tech in Steals	0	0
Games Led Tech in Blocks	2	2
Games Fouled Out	0	0



## QUARTER SCHOOL RECORDS

### SINGLE QUARTER

Points	37, 2x last in 2nd quarter, vs. UTRGV (11/7/23)
Low Points	3, vs. Baylor (2/10/21)
Points Allowed	35, 1st quarter, vs. Iowa State (1/3/20)
Low Points Allowed	0, 1st quarter, vs. TAMU-Commerce (11/17/23)
Rebounds	21, 3rd quarter, vs. New Mexico (11/20/16)
Offensive Rebounds	10, 1st quarter vs. Northwestern State (11/22/19)
Assists	12, 1st quarter, vs. UTSA (12/29/19)
Steals	8, 3rd quarter, vs. SE Louisiana (11/21/15)
Turnovers	11, 1st quarter vs. Oklahoma (1/10/18)
Blocks	7, 3rd quarter, vs. Louisiana-Monroe (12/22/19)
FGs Made	15, vs. Prairie View A&M (12/13/17)
FGs Attempted	24, 5x, last: 3rd quarter vs. Kansas (2/12/20)
FG Percentage	.900 (9-10), 4th vs. Oklahoma State (1/1/17); .900 (9-10) 1st vs. OSU (2/1/23)
Low FG Percentage	.083 (1-12) vs. Baylor (2/10/21)
3-PT Made	8, 3x; last: vs. Oklahoma State (2/1/20)
3-PT Attempted	16, 1st quarter at Baylor (1/25/20)
3-PT Percentage	1.000 (3-3), 4th quarter vs. TCU (2/21/18)
FTs Made	18, 4th quarter, vs. TCU (3/3/17)
FT Attempted	22, 4th quarter, vs. TCU (3/3/17)
FT Percentage	1.000, several times

### FIRST QUARTER

Points	33, vs. North Dakota (11/13/16)
Rebounds	19, 2x; last coming at TCU (1/8/20)
Offensive Rebounds	10, vs. Northwestern State (11/22/19)
Assists	12 vs. UTSA (12/29/19)
Steals	7, 2x, last coming vs. Prairie View A&M (11/29/16)
Blocks	4 at Texas (1/15/20)

### SECOND QUARTER

Points	37, 2x last vs. UTRGV (11/7/23)
Rebounds	18 vs. Incarnate Word (12/29/20)
Offensive Rebounds	9, vs. Idaho State (11/24/15)
Assists	10, vs. Florida A&M (11/18/19)
Steals	6, 3x, last coming vs. Prairie View A&M (12/17/19)
Blocks	5, 3x, last coming vs. Louisiana-Monroe (12/22/19)

### THIRD QUARTER

Points	36 vs. Oklahoma State (2/1/20)
Rebounds	21, vs. New Mexico (11/20/16)
Offensive Rebounds	8, 2x, last coming vs. Texas A&M-CC (11/20/18)
Assists	11 vs. Oklahoma State (2/1/20)
Steals	8, vs. SE Louisiana (11/21/15)
Blocks	7, vs. Louisiana-Monroe (12/22/19)

### FOURTH QUARTER

Points	36, vs. UTSA (12/29/19)
Rebounds	19, vs. SE Louisiana (11/21/15)
Offensive Rebounds	9, at Oklahoma State (1/2/21)
Assists	11 vs. UTSA (12/29/19)
Steals	6, 2x last vs. Oregon State (12/20/23)
Blocks	5, 2x, last coming vs. Louisiana-Monroe (12/22/19)



## LAST TIME TEXAS TECH...

TEAM		TEAM (CONT.)	
Scored 80+ points	93, vs. Sam Houston (12/5/23)	Shot → 80% FTs	90.9 (10-11), vs. #24 Iowa State, (1/17/24)
Scored 85+ points	93, vs. Sam Houston (12/5/23)	Shot → 90% FTs	90.9 (10-11), vs. #24 Iowa State, (1/17/24)
Scored 90+ points	93, vs. Sam Houston (12/5/23)	Shot → 95% FTs	95.2 (20-21), vs. Kansas (1/6/24)
Scored 95+ points	95, vs. UTRGV, (11/7/23)	Shot ← 50% FTs	50.0 (4-8) vs. Iowa State (12/31/23)
Scored 100+ points	100 vs. Incarnate Word (12/29/20)	Had 45+ rebounds	46, vs. Tulsa (12/19/23)
Scored ← 50 points	47, vs. #10 Texas, (1/3/24)	Had 50+ rebounds	56, vs. TAMU-Commerce (11/17/23)
Scored ← 40 points	37 vs. Baylor (2/2/19)	Had 60+ rebounds	71, vs. New Mexico (11/20/16)
Allowed 80+ points	86, at Oklahoma State, (2/1/23)	Had 70+ rebounds	71, vs. New Mexico (11/20/16)
Allowed 85+ points	86, at Oklahoma State, (2/1/23)	Had 15+ off. reb.	22, vs. Tulsa (12/19/23)
Allowed 90+ points	97 vs. Oklahoma (1/2/22)	Had 20+ off. reb.	22, vs. Tulsa (12/19/23)
Allowed 95+ points	97 vs Oklahoma (1/2/22)	Had 25+ off. reb.	29, at Nevada (12/15/18)
Allowed 100+ points	100 vs. Baylor (3/9/19)	Allowed 45+ reb.	48 vs. Sam Houston (12/6/22)
Allowed ← 50 points	35, vs. UIW (12/13/23)	Allowed 50+ reb.	55 at Baylor (12/14/20)
Allowed ← 40 points	35, vs. UIW (12/13/23)	Allowed 15+ off. reb.	17, vs. #24 Iowa State, (1/17/24)
Scored 25+ in a QTR	26 (4th), vs. Kansas (1/6/24)	Allowed 20+ off. reb.	21, vs. Sam Houston (12/5/23)
Scored 30+ in a QTR	31 (1st), vs. Houston (12/30/23)	Allowed 25+ off. reb.	26, vs. UTA (12/22/16)
Scored ← 10 in a QTR	4, 1st, at Oklahoma State, (1/10/24)	Had 20+ assists	21, vs. UIW (12/13/23)
Allowed 25+ in a QTR	27, 2nd, vs. Rutgers, (11/24/23)	Had 25+ assists	25, vs. Sam Houston (12/5/23)
Allowed 30+ in a QTR	30, 3rd, at Oklahoma (3/7/20)	Had 30+ assists	32 vs. Oklahoma State (2/1/20)
Allowed ← 10 in a QTR	9 (1st), 9 (2nd) & 5 (4th), vs. UIW (12/13/23)	Had ← 15 turnovers	9, vs. #24 Iowa State, (1/17/24)
Allowed ← 5 in a QTR	2 (3rd), vs. Houston Christian (12/1/23)	Had ← 10 turnovers	9, vs. #24 Iowa State, (1/17/24)
Scored 40+ in a half	41 (2nd), vs. Kansas (1/6/24)	Had ← 5 turnovers	2 vs. Angelo State (12/9/20)
Scored 50+ in a half	51 (1st), vs. Houston (12/30/23)	Had 20+ turnovers	24, at Oklahoma, (1/13/24)
Scored 60+ in a half	62, 1st, vs. UTRGV, (11/7/23)	Had 25+ turnovers	25, vs. #10 Texas, (1/3/24)
Scored ← 20 in a half	17, 1st, vs. Baylor (2/10/21)	Had 30+ turnovers	30, at West Virginia (1/24/18)
Allowed 40+ in a half	40, 1st, vs. #10 Texas, (1/3/24)	Forced 20+ turnovers	21, at Oklahoma State, (1/10/24)
Allowed 50+ in a half	51, 2nd, at Oklahoma (1/11/23)	Forced 25+ turnovers	31, vs. UIW (12/13/23)
Allowed ←20 in a half	18 (1st) & 17 (2nd), vs. UIW (12/13/23)	Had 10+ steals	12, vs. Oregon State (12/20/23)
Shot → 60% FGs	61.5 at Louisiana (11/20/22)		
Shot ← 30% FGs	27.1 vs. Tulsa (12/19/23)		
Shot → 50% 3PT	52.6 (10-19), vs. Houston (12/30/23)		
Shot ← 25% 3PT	20.0 (3-15) vs. Oregon State, (12/20/23)		
Made 20+ FTs	20, vs. Kansas (1/6/24)		
Made 25+ FTs	26, vs. Rutgers, (11/24/23)		
Made 30+ FTs	34, vs. Mercer (11/26/22)		
Attempted 30+ FTs	38, vs. Mercer (11/26/22)		
Attempted 40+ FTs	41, vs. Colorado (11/16/22)		



## LAST TIME TEXAS TECH...

### INDIVIDUAL

Scored 25+ points	25, Jasmine Shavers, vs. Kansas (1/6/24)
Scored 30+ points	30, Bre'Amber Scott, vs. Oklahoma State (2/18/23)
Scored 35+ points	37, Bre'Amber Scott, at Kansas State (1/14/23)
Scored 40+ points	40, Brittany Brewer vs. Oklahoma (3/8/19)
Scored 45+ points	47, Alicia Thompson vs. Texas (2/5/97)
Scored 50+ points	53, Sheryl Swoopes vs. Texas (3/13/93)

Had 6+ players in double-figures	6 vs. Prairie View A&M (12/17/19)
Had 3+ players with a double-double	3 vs. Oklahoma State (2/1/20)
	Brittany Brewer, Chrislyn Carr, Sydney Goodson
Had 2+ players score 20+	28, Jasmine Shavers, 24, Bailey Maupin vs. Rutgers, (11/24/23)
Had 2+ players score 25+	37, Bre'Amber Scott, 26, Jasmine Shavers vs. Kansas State (1/14/23)

Scored 10+ in a QTR	10 (Jasmine Shavers, 4th Q), vs. #24 Iowa State, (1/17/24)
Had two players score 10+ in a QTR	12, Bailey Maupin and 11, Rhyle McKinney 3rd vs. Alabama State (12/1/22)
Scored 15+ in a QTR	19, Brittany Brewer ; 2nd, vs. Houston Baptist (11/24/18)
Scored 20+ in a half	21, Bryn Gerlich, 2nd half, at Oklahoma State (2/1/23)

Shot → 75% FGs (min. 5 att.) .833 (5-6) Rhyle McKinney, vs. #24 Iowa State, (1/17/24)  
 Shot → 75% 3PT (min. 4 att.) .833 (5-6) Rhyle McKinney vs. #24 Iowa State, (1/17/24)

Made 10+ FGs	10, Bryn Gerlich, at Oklahoma State (2/1/23)
Made 15+ FGs	16, Brittany Brewer vs. Oklahoma (3/8/19)

Made 10+ FTs	Bailey Maupin, 10, vs. Rutgers, (11/24/23)
--------------	--

Had 15+ rebounds	17, Taylah Thomas vs. Ball State (11/26/21)
Had 20+ rebounds	20, Zuri Sanders vs. Southern (12/18/18)
Had 25+ rebounds	27, Carolyn Thompson vs. Rice (1/29/82)

Had 10+ assists	11, Bailey Maupin vs. Sam Houston (12/5/23)
Had 15+ assists	15, Eryka Sidney vs. Abilene Christian (12/29/18)
Had 5+ steals	5, Lexi Gordon, vs. Kansas State (3/11/21)
Had 7+ steals	7, Alexis Tucker vs. Arkansas-Pine Bluff (12/20/19)
Had 15+ steals	15, Carolyn Thompson vs. West Texas State (1/12/82)

Had 7+ turnovers	7, Bailey Maupin vs. #10 Texas, (1/3/24)
Had 5+ blocks	5, Hadi Faye vs. Georgia (12/2/21)
Had 10+ blocks	16, Brittany Brewer vs. Louisiana-Monroe (12/22/19)

### OPPONENT INDIVIDUAL

Scored 30+ points	33, Tomi Taiwo vs. TCU (1/7/23)
Scored 35+ points	44, Taeler Deer vs. Texas State (11/12/17)
Scored 40+ points	44, Taeler Deer vs. Texas State (11/12/17)

Had 15+ rebounds	16, Holly Kersgieter vs. Kansas (2/20/21)
Had 20+ rebounds	22, Courtney Paris at Oklahoma (2/22/08)

Had 10+ assists	11, Talia von Oelhoffen (12/20/23)
Had 15+ assists	16, Teresa Witherspoon at Louisiana Tech (2/1/86)

Had 5+ steals	5, Nikki Tom vs. UC Irvine (11/29/23)
Had 10+ steals	10, Nicole Purdue vs. TCU (3/9/94)

Had 5+ blocks	7, Ayoka Lee vs. Kansas State (3/11/21)
Had 7+ blocks	7, Ayoka Lee vs. Kansas State (3/11/21)

Had 6+ turnovers	6, Stailee Heard, at Oklahoma State, (1/10/24)
Had 8+ turnovers	8, Maggie Espenmiller-Mcgraw at Iowa State (2/23/20)

Made buzzer beater to win	Tiffany Bias vs. Oklahoma State (2/23/14)
---------------------------	---



# CAREER PROGRAM RECORDS

## CAREER SCORING (1,000+) //

1.	2,655	Carolyn Thompson	80-84
2.	2,156	Alicia Thompson	94-98
3.	2,134	Michi Atkins	92-96
4.	1,768	Jia Perkins	00-04
5.	1,645	Sheryl Swoopes	91-93
6.	1,602	Plenette Pierson	99-03
7.	1,580	Gwen McCray	79-83
8.	1,571	Alesha Robertson	03-07
9.	1,513	Reena Lynch	86-90
10.	1,497	Rene Hanebutt	95-99
11.	1,464	Brittany Brewer	16-20
12.	1,408	Jennifer Buck	88-92
13.	1,364	Kierra Mallard	08-12
14.	1,324	Krista Kirkland	89-93
15.	1,317	LaToya Davis	02-06
16.	1,315	Stacey Siebert	86-90
17.	1,270	Jordan Murphree	06-10
18.	1,210	Noel Johnson	91-95
19.	1,192	Julie Lake	95-99
20.	1,172	Ivonne CookTaylor	13-17
21.	1,131	Angie Braziel	97-99
22.	1,130	Jill Owens	75-79
23.	1,108	Carol Dudensing	75-78
	1,108	Erin Grant	02-06
25.	1,100	Cisti Greenwalt	01-05
26.	1,096	Chynna Brown	09-13
27.	1,075	Karla Kitten	76-78
28.	1,070	Connie Robinson	93-95
29.	1,064	Lisa Logsdon	83-87
30.	1,056	Casey Morris	10-13
31.	1,038	Amber Battle	11-15
32.	1,010	Chrislyn Carr	18-20
	1,010	Camile Franklin	84-86
34.	1,008	Keitha Dickerson	96-00

## POINTS PER GAME //

1.	24.9	Sheryl Swoopes	91-93
2.	21.9	Carolyn Thompson	80-84
3.	20.0	Vivian Gray	20-22
4.	17.4	Angie Braziel	97-99
5.	17.3	Connie Robinson	93-95
6.	16.9	Alicia Thompson	94-98
7.	16.3	Tricia Clay	84-86
8.	15.7	Michi Atkins	92-96
9.	15.5	Chrislyn Carr	18-20
10.	15.4	Plenette Pierson	99-03
	15.4	Jia Perkins	00-04

## FIELD GOALS MADE //

1.	1,013	Carolyn Thompson	80-84
2.	865	Alicia Thompson	94-98
3.	822	Michi Atkins	92-96
4.	725	Sheryl Swoopes	91-93
5.	724	Jia Perkins	00-04
6.	682	Gwen McCray	79-83
7.	625	Brittany Brewer	16-Pres.
8.	611	Reena Lynch	86-90
9.	602	Plenette Pierson	99-03
10.	562	Jennifer Buck	88-92

## FIELD GOAL ATTEMPTS //

1.	1,944	Carolyn Thompson	80-84
2.	1,716	Alicia Thompson	94-98
3.	1,645	Sheryl Swoopes	91-93
4.	1,630	Jia Perkins	00-04
5.	1,556	Michi Atkins	92-96
6.	1,482	Gwen McCray	79-83
7.	1,371	Alesha Robertson	03-07
8.	1,329	Kierra Mallard	08-12
9.	1,297	Reena Lynch	86-90
10.	1,256	Ivonne CookTaylor	13-17

## FIELD GOAL PERCENTAGE //

1.	.602	LaToya Davis	(530-880, 02-06)
2.	.593	Janice Farris	(195-329, 90-94)
3.	.579	Julia Koncak	(371-641, 83-87)
4.	.562	Connie Robinson	(426-758, 93-95)
5.	.556	Cynthia Clinger	(198-356, 91-93)
6.	.545	Melinda White	(238-537, 92-96)
7.	.543	Tanisha Ellison	(180-331, 98-02)
8.	.542	Tricia Clay	(400-738, 84-86)
9.	.531	Carolyn Thompson	(1013-1944, 80-84)
10.	.527	Sheryl Swoopes	(621-1179, 91-93)

## 3-PT FIELD GOALS MADE //

1.	282	Rene Hanebutt	95-99
2.	256	Noel Johnson	91-95
3.	220	Krista Kirkland	89-93
4.	189	Natalie Ritchie	00-04
5.	183	Alesha Robertson	03-07
6.	177	Casey Morris	10-13

## 3-PT FIELD GOAL ATTEMPTS //

1.	691	Rene Hanebutt	95-99
2.	603	Noel Johnson	91-95
3.	554	Natalie Ritchie	00-04
4.	528	Krista Kirkland	89-93
5.	516	Casey Morris	10-13
6.	501	Alesha Robertson	03-07

## 3-PT FIELD GOAL PERCENTAGE //

1.	.459	Lexy Hightower	(39-85, 21-22)
2.	.444	Vicky McKenzie	(24-54, 86-88)
3.	.443	Karen Farst	(124-248, 87-90)
4.	.429	Kelsi Baker	(12-28, 10-12)
5.	.417	Krista Kirkland	(220-528, 89-93)
6.	.414	Chynna Brown	(48-116, 12-13)
7.	.411	Noel Johnson	(256-623, 91-95)
8.	.410	Sheryl Swoopes	(57-139, 91-93)

## FREE THROWS MADE //

1.	692	Carolyn Thompson	80-84
2.	490	Michi Atkins	92-96
3.	402	Alicia Thompson	94-98
4.	398	Plenette Pierson	99-03
5.	350	Alesha Robertson	03-07
6.	346	Sheryl Swoopes	91-93
7.	311	Rene Hanebutt	95-99
8.	291	Reena Lynch	86-90
9.	277	Stacey Siebert	86-90
10.	274	Jennifer Buck	88-92

## FREE THROW ATTEMPTS //

1.	986	Carolyn Thompson	80-84
2.	715	Michi Atkins	92-96
3.	644	Plenette Pierson	98-03
4.	604	Alicia Thompson	94-98
5.	463	Keitha Dickerson	96-00
6.	447	Reena Lynch	86-90
7.	443	Alesha Robertson	03-07
8.	441	Stacey Siebert	86-90
9.	419	LaToya Davis	02-06
10.	410	Sheryl Swoopes	91-93

## FREE THROW PERCENTAGE //

1.	.844	Sheryl Swoopes	(346-410, 91-93)
2.	.843	Tilmita Martin	(150-178, 08-10)
3.	.835	Lisa Logsdon	(116-139, 83-87)
4.	.834	Natalie Ritchie	(156-187, 00-04)
5.	.829	Julie Lake	(204-246, 95-99)
6.	.827	Rene Hanebutt	(311-376, 95-99)
7.	.810	Christine Hyde	(98-121, 12-13)
8.	.802	Erin Grant	(271-338, 02-06)
9.	.801	Casey Morris	(177-221, 10-13)

## BLOCKED SHOTS //

1.	300	Cisti Greenwalt	01-05
2.	289	Brittany Brewer	16-20
3.	215	Kierra Mallard	08-12
4.	191	Crystal Boles	94-98
5.	174	Carolyn Thompson	80-84
6.	154	Stacey Siebert	86-90
7.	135	Gwen McCray	79-83
8.	117	Tami Wilson	90-92
	117	Angie Braziel	97-99
	117	Erin Myrick	04-08

## REBOUNDS //

1.	1,247	Carolyn Thompson	80-84
2.	953	Alicia Thompson	94-98
3.	933	Kierra Mallard	08-12
4.	927	Michi Atkins	92-96
5.	924	Gwen McCray	79-83
6.	907	Brittany Brewer	16-Pres.
7.	887	Reena Lynch	86-90
8.	869	LaToya Davis	02-06
9.	843	Keitha Dickerson	96-00
10.	789	Cisti Greenwalt	01-05

## REBOUNDING AVERAGE //

1.	10.31	Carolyn Thompson	(1247rb/121g)
2.	9.72	Tami Wilson	(603rb/62g)
3.	8.72	Gwen McCray	(924rb/106g)
4.	8.21	Reena Lynch	(887rb/108g)
5.	8.08	Dominic Seals	(517rb/64g)
6.	8.00	Sheryl Swoopes	(528rb/66g)
7.	7.93	Kathy Freberg	(484rb/61g)
8.	7.62	Angie Braziel	(495rb/65g)
9.	7.57	Plenette Pierson	(787rb/104g)
10.	7.52	Kierra Mallard	(933rb/124g)

## ASSISTS //

1.	844	Erin Grant	02-06
2.	603	Melinda Schmucker-Pharies	96-00
3.	553	Krista Kirkland	89-93
4.	514	Monique Smalls	09-13
5.	482	Camille Franklin	82-86
6.	441	Julie Lake	95-99
7.	410	Noel Johnson	91-95
8.	391	Katrisa O'Neal	97-01
9.	376	Jia Perkins	00-04
10.	365	Tabitha Truesdale	93-95

## STEALS //

1.	352	Katrisa O'Neal	97-01
2.	305	Jia Perkins	00-04
3.	303	Camille Franklin	83-86
	303	Monique Smalls	09-13
5.	264	Noel Johnson	91-95
6.	237	Carolyn Thompson	80-84
7.	226	Sheryl Swoopes	91-93

# SEASON PROGRAM RECORDS

## SEASON SCORING (500+) //

1.	955	Sheryl Swoopes	92-93
2.	719	Alicia Thompson	97-98
3.	707	Carolyn Thompson	83-84
4.	699	Carolyn Thompson	82-83
5.	690	Sheryl Swoopes	91-92
	690	Angie Braziel	98-99
7.	686	Alicia Thompson	96-97
8.	670	Michi Atkins	95-96
	670	D'Lynn Brown	77-78
10.	647	Michi Atkins	94-95
	647	Karla Kitten	76-77
12.	639	Carolyn Thompson	81-82
13.	624	Plenette Pierson	02-03
14.	616	Connie Robinson	93-94
15.	610	Carolyn Thompson	80-81
16.	591	Marilyn Payton	77-78
17.	558	Chrislyn Carr	18-19
18.	556	Alicia Thompson	95-96
	556	Jia Perkins	02-03
20.	549	LaToya Davis	05-06
21.	546	Bre'Amber Scott	22-23

## POINTS PER GAME //

1.	28.1	Sheryl Swoopes	92-93
2.	23.7	Alicia Thompson	96-97
3.	23.6	Carolyn Thompson	83-84
4.	23.2	Alicia Thompson	97-98
5.	22.6	Carolyn Thompson	82-83
6.	21.6	Sheryl Swoopes	91-92
7.	21.3	Carolyn Thompson	81-82
8.	20.9	Michi Atkins	95-96
9.	20.3	Carolyn Thomson	80-81
	20.3	Angie Braziel	98-99

## FIELD GOALS MADE //

1.	356	Sheryl Swoopes	93-92
2.	299	Alicia Thompson	97-98
3.	294	Angie Braziel	98-99
4.	288	Carolyn Thompson	83-84
5.	270	Karla Kitten	76-77
6.	264	Alicia Thompson	96-97
7.	265	Sheryl Swoopes	91-92
8.	259	Michi Atkins	94-95
9.	257	Carolyn Thompson	82-83
10.	248	Michi Atkins	95-96

## FIELD GOAL ATTEMPTS //

1.	652	Sheryl Swoopes	92-93
2.	597	Carolyn Thompson	80-81
3.	585	Angie Braziel	98-99
4.	563	Jia Perkins	02-03
5.	551	Alicia Thompson	97-98
6.	546	Alicia Thompson	96-97
7.	542	Chrislyn Carr	18-19
8.	527	Sheryl Swoopes	91-92
9.	509	Jia Perkins	01-02
10.	502	Carolyn Thompson	83-84

## FIELD GOAL PERCENTAGE (MIN. 50 MADE) //

1.	.629	Julia Koncak	(154-245, 86-87)
2.	.617	Janice Farris	(79-128, 92-93)
3.	.613	LaToya Davis	(157-256, 04-05)
4.	<b>.609</b>	<b>Jazmaine Lewis</b>	<b>(81-133, 22-23)</b>
5.	.601	LaToya Davis	(98-163, 03-04)
6.	.600	Ella Tofaeono	(72-120, 21-22)
7.	.597	LaToya Davis	(218-365, 05-06)
8.	.594	LaToya Davis	(57-96, 02-03)
9.	.593	Keitha Dickerson	(73-123, 96-97)
10.	.588	Michi Atkins	(112-208, 92-93)

## 3-PT FIELD GOALS MADE //

1.	107	Rene Hanebutt	98-99
2.	96	Noel Johnson	93-94
3.	91	Noel Johnson	94-95
4.	79	Rene Hanebutt	96-97
5.	78	Chrislyn Carr	18-19
6.	76	Recee' Caldwell	16-17
7.	72	Krista Kirkland	91-92
8.	71	Krista Kirkland	92-93
9.	66	Amber Tarr	01-02
	66	Casey Morris	12-13

## 3-PT FIELD GOAL ATTEMPTS //

1.	261	Rene Hanebutt	98-99
2.	253	Chrislyn Carr	18-19
3.	221	Noel Johnson	94-95
4.	219	Noel Johnson	93-94
5.	209	Recee' Caldwell	16-17
6.	194	Casey Morris	12-13
7.	187	Natalie Ritchie	02-03
8.	183	Rene Hanebutt	96-97

## 3-PT FIELD GOAL PERCENTAGE //

1.	.511	Stephanie Scott	(24-47, 93-94)
2.	.460	Noel Johnson	(23-50, 91-92)
3.	.459	Lexy Hightower	(39-85, 21-22)
4.	.449	Karen Farst	(53-118, 88-89)
5.	.448	Stephanie Scott	(22-49, 92-93)

## FREE THROWS MADE //

1.	211	Sheryl Swoopes	92-93
2.	185	Carolyn Thompson	82-83
3.	183	Carolyn Thompson	81-82
4.	174	Michi Atkins	95-96
5.	169	Bre'Amber Scott	22-23
6.	148	Plenette Pierson	02-03
	148	Dominic Seals	07-08
8.	144	Tabitha Truesdale	94-95
9.	143	Alicia Thompson	96-97
10.	135	Sheryl Swoopes	91-92

## FREE THROW ATTEMPTS //

1.	342	Sheryl Swoopes	92-93
2.	302	Carolyn Thompson	81-82
3.	287	Carolyn Thompson	82-83
4.	251	Michi Atkins	95-96
5.	233	Plenette Pierson	02-03
6.	212	Carolyn Thompson	80-81
7.	210	Bre'Amber Scott	22-23
8.	207	Dominic Seals	07-08
9.	205	Plenette Pierson	00-01
10.	204	Alicia Thompson	96-97

## FREE THROW PERCENTAGE //

1.	.920	Karen Farst	(62-68, 89-90)
2.	.897	Lexy Hightower	(35-39, 21-22)
3.	.892	Larryn Brooks	(58-65, 16-17)
4.	.881	Chynna Brown	(37-42, 10-11)
5.	.873	Natalie Ritchie	(62-71, 01-02)
6.	.871	Arella Guirantes	(54-62, 16-17)
7.	.868	Sheryl Swoopes	(211-243, 92-93)
8.	.866	Alesha Robertson	(71-82, 04-05)
	.866	Tilmila Martin	(71-82, 08-09)
10.	.857	Rene Hanebutt	(84-98, 98-99)

## BLOCKED SHOTS //

1.	127	Brittany Brewer	19-20
2.	105	Cisti Greenwalt	04-05
3.	90	Crystal Boles	96-97
4.	78	Cisti Greenwalt	02-03
5.	75	Tami Wilson	90-91
6.	71	Brittany Brewer	18-19
7.	66	Kierra Mallard	10-11
8.	64	Angie Braziel	98-99
9.	62	Crystal Boles	95-96
10.	61	Kierra Mallard	11-12

## REBOUNDS //

1.	360	Carolyn Thompson	80-81
2.	355	Pam Stone	79-80
3.	336	D'Lynn Brown	77-78
4.	331	Carolyn Thompson	81-82
5.	330	Keitha Dickerson	99-00
6.	317	Michi Atkins	95-96
7.	313	Zuri Sanders	18-19
8.	312	Sheryl Swoopes	92-93
9.	305	LaToya Davis	05-06
10.	299	Brittany Brewer	19-20

## REBOUNDING AVERAGE //

1.	12.0	Carolyn Thompson	(360 rb/30g)
2.	11.0	Carolyn Thompson	(331 rb/30g)
3.	10.5	LaToya Davis	(305 rb/29g)
4.	10.4	Stacey Siebert	(291 rb/28g)
	10.4	Zuri Sanders	(313 rb/30g)
5.	10.1	Pam Stone	(355 rb/35g)
6.	10.0	Keitha Dickerson	(330 rb/33g)
7.	9.9	Michi Atkins	(317 rb/32g)
8.	9.6	Alicia Thompson	(279 rb/29g)
9.	9.17	Sheryl Swoopes	(312 rb/34g)
10.	9.13	Carolyn Thompson	(283 rb/31g)

## ASSISTS //

1.	281	Tabitha Truesdale	94-95
2.	228	Erin Grant	02-03
3.	218	Erin Grant	04-05
4.	215	Erin Grant	03-04
5.	188	Melinda Schmucker	98-99
6.	187	Melinda Schmucker-Pharies	99-00
7.	183	Erin Grant	05-06
8.	181	Krista Kirkland	92-93
9.	179	Krista Kirkland	91-92
10.	178	Camille Franklin	85-86

## STEALS //

1.	121	Louise Davis	79-80
	121	Karla Kitten	76-77
3.	116	Sheryl Swoopes	92-93
4.	110	Sheryl Swoopes	91-92
5.	107	Tabitha Truesdale	94-95
6.	104	Katrisa O'Neal	99-00
7.	95	Nikki Heath	94-95
	95	Monique Smalls	11-12
9.	94	Katrisa O'Neal	98-99
10.	92	Camille Franklin	85-86
	92	Monique Smalls	10-11

# CAREER PROGRAM RECORDS

## INDIVIDUAL

### SINGLE GAME

Points	53, Sheryl Swoopes vs. Texas (3-13-93)
Field Goals Made	18, Sheryl Swoopes vs. Texas (3-13-93)
	18, Alicia Thompson vs. Texas (2-5-97)
Field Goals Attempted	31, Sheryl Swoopes vs. Texas (3-13-93)
Field Goal Percentage	several at 1.000 the most being 8-8
	1.000, (8-8) Kilah Freelon, vs. Sam Houston (12/5/23)
3-Point Field Goals Made	9, Alesha Robertson vs. Miami (12-6-04)
	9, Christlyn Carr at Nevada (12-15-18)
3-Point Field Goal Attempts	21, Christlyn Carr at Nevada (12-15-18)
3-Point Field Goal Pct.	several at 1.000 percent the most being 6-6
	1.000, (6-6) Amber Battle vs. West Virginia (1-28-15)
Free Throws Made	19, Sheryl Swoopes vs. Houston (1-25-92)
Free Throw Attempts	20, Sheryl Swoopes vs. Houston (1-25-92)
Free Throw Percentage	several at 1.000, the most being 13-13
	1.000, (13-13) Bailey Maupin vs. Mercer (11-26-22)
Blocked Shots	16, Brittany Brewer vs. Louisiana-Monroe (12-22-19)
Rebounds	27, Carolyn Thompson vs. Rice (1-29-82)
Assists	17, Melinda Schmucker vs. Grambling (3-13-98)
Steals	15, Carolyn Thompson vs. West Texas State (1-12-82)

### SEASON

Points	955, Sheryl Swoopes (1992-93)
Field Goals Made	356, Sheryl Swoopes (1992-93)
Field Goals Attempted	652, Sheryl Swoopes (1992-93)
Field Goal Percentage	.629, (154-245), Julia Koncak (1986-87)
3-Point Goals Made	107, Rene Hanebutt (1998-99)
3-Point Field Goal Attempts	261, Rene Hanebutt (1998-99)
3-Point Field Goal Percentage	.511 (24-47), Noel Johnson (1994-95)
Free Throws Made	211, Sheryl Swoopes (1992-93)
Free Throw Attempts	302, Carolyn Thompson (1981-82)
Free Throw Percentage	.920, (62-68), Karen Farst (1989-90)
Blocked Shots	127, Brittany Brewer (2019-20)
Rebounds	360, Carolyn Thompson (1980-81)
Assists	281, Tabitha Truesdale (1994-95)
Steals	121, Louise Davis (1979-80)

### CAREER

Points	2,655, Carolyn Thompson (1980-84)
Field Goals Made	1,013, Carolyn Thompson (1980-84)
Field Goals Attempted	1,944, Carolyn Thompson (1980-84)
Field Goal Percentage	.602 (530-880), LaToya Davis (2002-06)
Three-Point Goals Made	282, Rene Hanebutt (1995-99)
Three-Point Field Goal Attempts	691, Rene Hanebutt (1995-99)
Three-Point Field Goal Pct.	.444 (24-54), Vicky McKenzie (1986-88)
Free Throws Made	692, Carolyn Thompson (1980-84)
Free Throw Attempts	986, Carolyn Thompson (1980-84)
Free Throw Percentage	.844 (346-410), Sheryl Swoopes (1991-93)
Blocked Shots	300, Cisti Greenwalt (2001-05)
Rebounds	1,247, Carolyn Thompson (1980-84)
Assists	844, Erin Grant (2002-06)
Steals	352, Katrisa O'Neal (1997-01)

## TEAM

### SINGLE GAME

Points	125, vs. Central State Oklahoma (1-18-80)
Points Allowed	113, to Wayland Baptist (2-25-78)
Fewest Points	30, vs. Wayland Baptist (2-28-76)
Rebounds	71, vs. New Mexico (11-20-16)
Offensive Rebounds	30, vs. New Mexico State (12-3-91)
Defensive Rebounds	49, vs. New Mexico (11-20-16)
Field Goals Made	51, vs. Central State Oklahoma (1-18-90)
Field Goal Attempts	93, vs. Northern Colorado (1-11-80)
Field Goal Percentage	.698 (30-43), vs. Rice (3-4-87)
Worst Field Goal Percentage	.231 (12-52), at Baylor (2-2-19)
Most 3-Point Field Goals Made	20 vs. Oklahoma State (2-1-20)
Most 3-Point Field Goal Attempts	37 at Iowa State (1-29-19)
Best 3-Point Field Goal Percentage	1.000 (3-3), vs. USC (12-22-00)
Worst 3-Point Field Goal Percentage	.000, several times
Free Throws	36: twice, (36 of 41), last vs. Colorado (11-16-22)
Personal Fouls	31, vs. Angelo State (11-21-81)
Fewest Personal Fouls	6 several times
	last coming vs. Incarnate Word (12-29-20)
Assists	40, vs. Rice (2-18-84)
Turnovers	41, vs. Western Texas (11-6-79)
Fewest Turnovers	2, vs. Savannah State (1-2-10)
	2, vs. Angelo State (12-10-20)
Steals	47, vs. Central State Oklahoma (1-18-80)
Blocked Shots	20 vs. Louisiana-Monroe (12-22-19)
Victory Margin	77 (125-48), vs. Central State (1-18-80)
Worst Loss	76 (106-30), vs. Wayland Baptist (2-28-76)
Largest Combined Score	188: Tech 90-Texas A&M 98 (11-17-16)
	188: Tech 104-Oklahoma 84 (3-8-19)
	188: Tech 109-Oklahoma State 79 (2-1-20)
	188: Tech 91, Oklahoma 97
Lowest Combined Score	85: Tech 50-Nebraska 35 (2-26-03)

### SEASON

Points	3,291 (45 games) (1977-78)
Scoring Average	86.0 (1992-93)
Lowest Scoring Average	58.1 (2013-14)
Opponents Highest Scoring Average	75.2 (2017-18)
Opponents Lowest Average	56.9 (2010-11)
Field Goals Made	1,139 (1994-95)
Field Goal Attempts	2,396 (1979-80)
Field Goal Percentage	.516 (1985-86)
Worst Field Goal Percentage	.369 (2013-14)
3-Point Field Goal Percentage	.457 (1988-89)
Worst 3-Point Field Goal Percentage	.278 (2013-14)
Free Throws Made	606 (1994-95)
Free Throw Attempts	953 (1994-95)
Free Throw Percentage	.754 (2022-23)
Rebounds	1,688 (45.6) (1995-96)
Assists	769 (1994-95)
Blocked Shots	232 (2004-05)
Personal Fouls	695 (1978-79)
Fewest Personal Fouls	378 (2020-21)
Steals	471 (1980-81)
Wins	34 (1977-78); 33 (1994-95)
Largest Victory Margin	23.0 (1992-93)
Losses	25 (1978-79)
Longest Winning Streak	24 (1992-93, 83-84)
Longest Losing Streak	18 (1978-79)
Home Wins	17 (1994-95)
Fewest Home Wins	5 (1978-79; 1980-81)
Longest Home Winning Streak	33 (12-3-94-12-14-96)
Longest Home Losing Streak	10 (2013-14)
Longest Road Winning Streak	7 (1992-93)
Longest Road Losing Streak	16 (11/17/16-1/17/18)



## OPPONENT INDIVIDUAL & TEAM RECORDS

### INDIVIDUAL

#### SINGLE GAME

Points	44, Carol Ann Schudlick of Minnesota (12-18-93)
FG Made	18, Carol Ann Schudlick of Minnesota (12-18-93)
FG Attempted	30, Andrea Labwasa of New Mexico St. (12-31-91)
FG Percentage	1.000 several, most by (8-8), Ryan Bradley of Houston (11-14-06)
3-Point FG Made	8, Tomi Taiwo of TCU (1-7-23)
3-Point FG Attempts	15, Taylor Pierce of Idaho (11/17/18)
3-Point Field Goal Pct. (min. 2 made)	1.000 several players last by Ja'Mee Asberry (6-6) of Oklahoma State (1/2/21)
Free Throws Made	16, Serena Sundell of K-State (2-5-23)
Free Throws Attempts	19, Edwina Brown of Texas (2-23-00)
Free Throw Percentage (min. 3 made)	1.000, several players
Rebounds	22, Courtney Paris of Oklahoma (2-27-08)
Assists	16, Teresa Weatherspoon of Louisiana Tech (2-1-86)
Steals	10, Nicole Purdue of TCU (3-9-94)
Blocked Shots	12, Ellen Bayer of Texas (1-2-90)

### TEAM

#### SINGLE GAME

Points	113, to Wayland Baptist (2-25-78)
Points Allowed	125, by Central State Okla. (1-18-80)
Fewest Points	26, by McMurry (2-24-78) 26, by Wyoming (12-6-03)
Fewest Points in a Half	8, by Oklahoma State (1-21-01)
FG Made	44, by Louisiana Tech (1-13-88) 44, by Baylor (3-9-19)
FG Attempts	94, by Louisiana Tech (1-13-88)
FG Percentage	.683 (41-60), by Baylor (2-2-19)
Worst FG Percentage	.162 (11-68), by Ole Miss (12-12-04)
Most 3-Point FG Made	19 (of 40) by Iowa State (1-10-21)
Most 3-Point FG Attempts	40, by Iowa State (1-10-21)
Best 3-Point FG Percentage	1.000 (3-3) at Baylor (2-2-19)
Worst 3-Point FG Percentage	.000, several times last by Kansas (0-2) (1-25-12)
Free Throws	31 (of 42), by Penn State (12-4-05)
Personal Fouls	34, by Colorado (11-16-22)
Fewest Personal Fouls	7, by Arkansas (12-3-16)
Rebounds	57, by Texas (1-16-10)
Assists	34, by Baylor (2-2-19)
Turnovers	40, by Santa Clara (1-5-00)
Fewest Turnovers	5, by Texas A&M (1-30-05)
Steals	25, by Texas (12-5-79)
Blocked Shots	16, by Texas (1-2-90)

### TOP SCORERS VS. TECH

44 – Carol Ann Schudlick, Minnesota, 12-18-93, OT, Wichita, Kan.
44 – Taeler Deer, Texas State, 11-12-17, Lubbock
40 – Brittney Griner, Baylor, 1-30-13, Lubbock
38 – Rhonda Smith, Washington, 11-22-94, championship game of inaugural Women's NIT, Lubbock
38 – Jackie Stiles, SW Missouri State, 11-25-00, at Paradise Jam Tournament, St. Thomas, U.S. Virgin Islands
35 – NyLyssa Smith, Baylor, 3-6-22, Waco, Texas
35 – Sheila Ethridge, Louisiana Tech, 1-28-91, Lubbock
35 – Corina Poto, New Zealand National Team, 11-18-87, Lubbock
34 – Venus Lacy, Louisiana Tech, 1-11-90, Ruston, La.
34 – Simone Simbek, Fresno State, 11-25-89, Reno, Nev., Classic
34 – Delmonica DeHorney, Arkansas, 1-6-90, OT, Fayetteville, Ark.
34 – Jaynetta Saunders, Texas A&M, 1-13-01, College Station, Texas
34 – Kamela Gissendanner, Penn State, 12-4-05, OT, State College, Pa.
34 – Carolyn Davis, Kansas, 1-25-12, Lawrence, Kan.
33 – Jan Jensen, Drake, 11-24-90, Rainbow Wahine Classic, Hawaii
33 – Vicki Evans, New Mexico State, 12-12-86, Lubbock
33 – Andrea Riley, Oklahoma State, 1-31-09, Lubbock
33 – Tomi Taiwo, TCU, 1/7/23, Fort Worth, Texas
32 – Matlana Martin, UCLA, 11-29-96, Los Angeles, Calif.
32 – Julie Helm, Missouri, 3-1-97, Lubbock
32 – Seimone Augustus, LSU, 11-13-05, State Farm Tip-Off Classic, Lubbock
32 – Jackie McFarland, Colorado, 3-6-07, at Big 12 Championship, Oklahoma City, Okla.
32 – Alison Lacey, Iowa State, 2-6-08, Ames, Iowa
32 -- Brittney Martin, Oklahoma State, 2-6-16, Stillwater, Okla.
32 -- Danni Williams, Texas A&M, 1-17-16, College Station, Texas
30 – Clinette Jordan, Oklahoma State, 12-4-86, Lubbock
30 – Phylesha Whaley, Oklahoma, 2-11-98, Lubbock
30 – Jennifer Smith, Michigan, 11-28-03, SMU Hoops for the Cure, Dallas, Texas
30 – Nina Stone, Oklahoma State, 1-24-04, Stillwater, Okla.
30 – Erica Smith-Taylor, Louisiana Tech, 3-22-04, second round of NCAA Championship, Missoula, Mont.
30 – Ashley Walker, California, 11-28-08, Paradise Jam, St. Thomas, U.S. Virgin Islands
30 – Danielle Adams, Texas A&M, 2-22-11, College Station, Texas
30 – Toni Young, Oklahoma State, 2-9-11, Stillwater, Okla.
30 – Chennedy Carter, Texas A&M, 11-26-17, Lubbock
30 – Natasha Mack, Oklahoma State, 2-1-20, Lubbock
30 – Charli Collier, Texas, 1-30-21, Austin, Texas
30 – Hannah Cooper, Oral Roberts, 12-14-22, Lubbock

# PREVIOUS GAME BOXES

## GAME 1

**UTRGV - 53** Official Basketball Box Score - Final  
**UTRGV at Texas Tech**  
 11/07/23 United Supermarkets Arena, Lubbock, Texas  
 2023-24 Women's Basketball  
 Game Time: 6:00 PM  
 Game Duration: 2:15  
 Attendance: 4,140  
 Officials: Bill Larance, Tiffany Bird, Corey Malone

NO.	Name	Min	FG		3P		FT		Rebounds		Fouls		TP	AS	TO	ST	Blocks		+/-		
			M/A	M/A	M/A	M/A	OR	DR	OR	DR	OR	DR					OR	DR		BS	BA
1	Charlotte O'Keefe	F	36:20	2-4	1-2	1-4	2-4	6	1	2	2	2	0	0	0	0	0	2	2	0	38
2	Iyana Dorsey	G	20:03	2-13	0-6	4-7	0	0	0	1	9	8	1	6	2	0	0	2	2	0	28
12	Kade Hackerott	G	24:18	4-8	0-2	1-1	0	3	3	3	9	1	4	1	0	1	0	1	0	28	
20	Mele Kailahi	G	36:03	3-4	1-2	4-5	1	2	3	6	11	0	2	1	0	0	0	0	0	42	
21	Arianna Sturdvant	G	30:57	4-10	1-6	2-3	0	2	2	4	4	11	0	1	0	1	0	1	0	36	
10	Ashton McCorry	09:11	0-1	0-0	0-0	0	3	3	1	0	0	2	0	0	0	0	0	0	1	15	
0	Tierra Trotter	14:30	1-4	0-2	0-0	0	1	1	3	0	2	1	2	1	0	0	0	0	4		
4	JrShelle Johnson	08:55	0-1	0-0	0-0	0	1	1	1	0	0	0	3	1	1	0	0	0	10		
33	Taylor Meyners	05:03	0-1	0-1	0-0	0	0	0	0	0	0	0	0	0	0	0	0	0	10		
22	Faith Phillips	14:40	2-3	1-2	1-2	1	1	2	0	2	6	0	0	0	0	0	0	0	1		
Team																					
Totals			18-49	4-23	13-22	5	18	23	19	27	53	4	24	8	4	4	-42				

**Texas Tech - 95** Record: 1-0

NO.	Name	Min	FG		3P		FT		Rebounds		Fouls		TP	AS	TO	ST	Blocks		+/-
			M/A	M/A	M/A	M/A	OR	DR	OR	DR	OR	DR					OR	DR	
2	Kilah Freelon	F	21:50	3-5	0-1	1-1	1	5	6	2	2	7	1	1	2	0	0	0	29
12	Jordyn Merritt	F	22:20	3-6	0-0	0-0	1	5	6	4	1	6	4	2	2	3	1	0	33
3	Jasmine Shavers	G	21:54	9-11	4-5	4-5	1	6	7	1	3	26	2	1	1	0	0	36	
20	Bailey Maupin	G	24:19	4-8	2-4	6-6	1	4	5	2	6	16	4	6	1	0	0	29	
25	Ashley Chevalier	G	24:21	3-5	0-1	0-0	1	1	2	4	1	6	1	1	1	0	0	30	
5	Rhylye McKinney	17:40	4-5	2-2	0-0	0	3	3	0	0	10	0	0	1	0	0	0	23	
13	Elna Arke	13:45	5-6	0-0	1-2	1	3	4	1	11	1	3	1	0	0	0	0	22	
24	Jada Wynn	15:05	1-7	0-2	0-0	0	1	1	1	2	1	2	0	0	0	0	0	-4	
42	Jazmine Lewis	05:02	0-2	0-0	0-0	0	2	1	1	0	0	0	0	0	0	0	0	-2	
23	Lughan Johnson	12:12	1-4	0-2	1-2	1	3	4	5	2	3	1	4	2	0	0	0	-4	
11	Saga Ukkonen	15:49	2-5	2-5	0-0	0	1	0	1	2	1	6	1	0	1	0	0	11	
30	Kelly Mora	05:43	1-2	0-0	0-2	0	1	1	1	2	0	0	0	0	0	0	0	7	
Team																			
Totals			36-66	10-22	13-18	14	31	45	27	19	95	17	20	12	4	4	42		

Biggest lead	RGV		Points from Turnovers	Paint	Second Chance	Fast Breaks	Bench
	0 (1 <sup>st</sup> 10:00)	53 (3 <sup>rd</sup> 4:44)					
Best Scoring Run	6 (4 <sup>th</sup> 1:02)	16 (2 <sup>nd</sup> 8:03)	8	26	50	9	15
Lead Changes	0	0	7	14	0	0	0
Times Tied	0	0	9	15	0	0	0
Time with Lead	00:00	39:48	8	34	0	0	0

## GAME 2

**Tarleton St. at Texas Tech** Official Basketball Box Score - Final  
 11/10/23 United Supermarkets Arena, Lubbock  
 2023-24 Women's Basketball  
 Game Time: 7:00 PM  
 Game Duration: 1:58  
 Attendance: 4,514  
 Officials: Eric Brewton, Missy Brooks, Chaney Muench

**Tarleton St. - 63** Record: 1-1

NO.	Name	Min	FG		3P		FT		Rebounds		Fouls		TP	AS	TO	ST	Blocks		+/-
			M/A	M/A	M/A	M/A	OR	DR	OR	DR	OR	DR					OR	DR	
1	Angelja Bigovic	F	27:58	3-7	1-3	0-0	1	2	3	1	2	2	0	0	0	0	0	0	-8
24	Elise Turribates	F	28:13	2-4	2-2	2-2	2	3	5	3	1	8	1	0	0	0	0	0	-8
4	Teresa Da Silva	G	20:52	4-12	3-6	0-0	0	3	3	3	2	11	1	5	3	0	1	-8	
5	Nykesha Sanders	G	23:20	2-5	0-2	1-2	0	1	1	4	2	5	3	1	1	0	0	0	-1
22	Tyler Jackson	G	34:44	3-7	1-3	0-0	0	2	1	3	2	3	7	2	4	3	0	0	-10
11	Jakorina Long	25:47	4-8	1-2	4-4	0	1	1	5	4	13	1	3	1	0	0	0	-6	
10	Miannah Little	09:34	2-4	0-1	1-1	0	0	0	1	2	5	0	1	1	0	0	0	-1	
23	Levi Bull	13:27	2-2	0-0	0-0	0	3	3	2	0	4	1	0	0	0	0	0	4	
15	Kayrn Sanford	06:33	0-1	0-1	0-0	0	1	1	0	0	0	0	0	0	0	0	0	-3	
14	Teresa Maggio	04:59	1-2	1-2	0-0	0	0	0	0	0	0	3	0	1	0	0	0	3	
13	Vitoria Carvalho	06:34	0-0	0-0	0-0	0	3	3	1	1	0	1	2	0	1	0	0	3	
Team																			
Totals			23-52	9-22	8-9	6	20	26	23	15	63	12	20	9	4	1	-7		

**Texas Tech - 70** Record: 2-0

NO.	Name	Min	FG		3P		FT		Rebounds		Fouls		TP	AS	TO	ST	Blocks		+/-
			M/A	M/A	M/A	M/A	OR	DR	OR	DR	OR	DR					OR	DR	
2	Kilah Freelon	F	25:32	2-4	0-1	5-6	4	4	8	2	5	9	0	5	0	0	0	1	7
12	Jordyn Merritt	F	26:32	6-10	2-4	4-5	4	3	4	4	18	1	5	0	0	0	2	4	
3	Jasmine Shavers	G	25:23	4-10	1-2	2-4	1	5	6	1	2	11	1	1	2	0	0	0	2
20	Bailey Maupin	G	33:33	6-12	0-3	4-5	1	3	4	3	5	16	3	2	2	1	0	8	
25	Ashley Chevalier	G	27:36	1-2	0-1	0-0	0	1	1	0	1	2	2	0	1	0	0	0	11
5	Rhylye McKinney	15:34	2-4	2-2	1-2	3	0	1	8	0	0	0	0	0	0	0	0	0	37
13	Elna Arke	19:34	1-3	0-1	1-2	2	4	2	3	0	1	4	0	0	0	0	0	1	
23	Lughan Johnson	12:00	0-0	0-0	0-0	0	0	0	0	0	0	0	0	0	0	0	0	0	
42	Jazmine Lewis	07:47	0-2	0-0	0-0	0	1	1	2	0	0	0	0	0	0	0	0	5	
11	Saga Ukkonen	04:30	1-2	1-2	0-0	0	1	1	0	0	3	0	2	0	0	0	0	3	
Team																			
Totals			23-49	6-18	18-24	9	23	32	15	23	70	8	21	6	1	4	7		

Biggest lead	TSU		Points from Turnovers	Paint	Second Chance	Fast Breaks	Bench
	0 (1 <sup>st</sup> 10:00)	15 (3 <sup>rd</sup> 6:34)					
Best Scoring Run	8 (4 <sup>th</sup> 5:36)	9 (2 <sup>nd</sup> 2:32)	13	20	28	5	5
Lead Changes	0	0	7	14	0	0	0
Times Tied	1	0	5	5	0	0	0
Time with Lead	00:00	39:26	25	14	0	0	0

## GAME 3

**Lamar University at Texas Tech** Official Basketball Box Score - Final  
 11/13/23 United Supermarkets Arena, Lubbock, Texas  
 2023-24 Women's Basketball  
 Game Time: 6:00 PM  
 Game Duration: 2:03  
 Attendance: 3,678  
 Officials: Angelica Sulten, Kim Hobbs, Kelly Bloomfield

**Lamar University - 44** Record: 2-1

NO.	Name	Min	FG		3P		FT		Rebounds		Fouls		TP	AS	TO	ST	Blocks		+/-
			M/A	M/A	M/A	M/A	OR	DR	OR	DR	OR	DR					OR	DR	
22	NJ Weems	F	08:38	0-0	0-0	0-0	0	2	2	0	0	1	0	0	0	0	0	0	0
41	Akasha Davis	C	25:42	1-3	0-0	0-0	0	3	3	3	5	0	2	1	0	0	0	0	-1
3	Sabria Dean	G	34:53	3-11	0-2	2-4	1	4	5	2	4	2	1	2	0	1	0	0	-16
4	Brooklyn Mitchell	G	10:33	0-0	0-0	0-0	0	1	1	3	0	0	2	1	0	0	0	0	-10
30	RiMani Taylor	G	24:11	3-7	1-1	2-2	1	2	2	3	9	1	5	2	1	2	0	0	-19
0	T'Alayah Miner	12:34	1-2	0-0	1-2	0	2	2	1	3	0	1	1	0	0	0	0	-8	
1	Jacei Denley	17:25	2-5	0-1	3-4	0	1	1	1	3	7	0	3	0	0	0	0	-1	
10	Malay McQueen	16:51	1-6	1-4	0-0	0	1	1											

# PREVIOUS GAME BOXES

## GAME 5



Official Basketball Box Score - Final  
**UTSA at Texas Tech**  
 11/20/23 United Supermarkets Arena, Lubbock, Texas  
 2023-24 Women's Basketball

Game Time: 6:00 PM  
 Game Duration: 1:53  
 Attendance: 4,155

Officials: Lisa Jones, Taira Cruse, Chaney Murch

UTSA - 58		Record: 3-2											
NO.	Name	Min	FG	3P	FT	Rebounds	Fouls	TP	AS	TO	ST	Blocks	+/-
			M/A	M/A	M/A	OR DR TOT	PF FD					BS BA	
0	Elyssa Coleman	F 27:45	3-8	0-0	0-2	2 6 8	2 3 5	6	0	4	0	3 2 2	2
20	Maya Linton	F 23:04	0-1	0-0	0-0	2 4 0	4 4 2	2	1	2	2	0 0 0	-10
2	Alexis Parker	G 19:01	2-3	0-1	0-0	2 2 2	1 0 4	2	1	2	1	0 0 4	0
11	Sidney Love	G 29:20	7-14	1-3	3-3	1 2 3	1 2 2	18	1	0	2	0 0 9	9
22	Kyra White	G 34:49	4-11	3-5	2-2	0 8 8	3 5 13	3	6	0	1 1	1 1	-16
12	Aysia Proctor	25:19	5-7	0-0	0-0	2 3 5	3 0 10	6	1	0	0 0 1	9	
25	Olivia Udo	14:45	1-4	0-0	1-1	2 2 4	5 1 3	0	4	0	2 0 0	0	
21	Cheyenne Rowe	09:30	1-1	0-0	0-2	1 0 1	1 2 2	1	0	0	1 0 0	-1	
4	Siena Guttaduro	08:37	0-2	0-0	0 0 0	0 0 0	0 0 0	0	2	0	0 0 0	-13	
30	Nissa Sam-Grant	04:37	0-0	0-0	0 0 0	0 0 0	0 0 0	0	0	0	0 0 0	-1	
1	Haley Atwood	03:13	0-0	0-0	0 0 0	0 2 2	0 0 0	0	2	0	0 0 0	-8	
<b>Team</b>			2 4 6		10 1		0 1		1		6 7 3		-5
<b>Totals</b>		23:51	4-11	8-14	14	29	43	24	15	58	6	31	6 7 3 -5

Technical Fouls: Coach 1<sup>st</sup> 10:00

Dead Ball Rebounds: 4, 1

Texas Tech - 63		Record: 5-0											
NO.	Name	Min	FG	3P	FT	Rebounds	Fouls	TP	AS	TO	ST	Blocks	+/-
			M/A	M/A	M/A	OR DR TOT	PF FD					BS BA	
2	Kilah Freelon	F 21:22	3-5	0-0	2-2	1 1 2	4 2 6	2	2	3	0	0 0 20	20
12	Jordyn Merritt	F 28:22	3-15	1-4	0-4	5 2 7	3 3 3	7	2	1	4	2 3 6	6
3	Jasmine Shavers	G 27:29	5-14	1-5	4-5	0 2 2	3 4 15	2	3	0	3	0 1 8	8
20	Bailey Maupin	G 38:23	4-12	3-7	7-8	2 4 6	0 1 1	18	3	4	1	0 2 7	7
25	Ashley Chevalier	G 24:28	4-10	0-3	0-0	0 2 2	2 0 8	1	0	3	0	0 0 12	12
5	Rhylye McKinney	12:37	0-1	0-1	0-0	0 0 0	0 0 0	0	3	1	1	0 0 2	2
13	Elna Arke	24:20	1-2	0-0	0 0 0	3 3 2	3 0 1	1	1	1	0 0 6	6	
23	Lughan Johnson	12:24	0-1	0-1	1-2	2 0 2	0 1 1	1	0	0	0 0 0	-11	
42	Jazmaine Lewis	02:41	0-1	0-0	0 0 0	1 0 1	1 0 0	0	0	0	0 0 1	-3	
24	Jada Wynn	07:55	1-1	1-1	0-0	0 1 1	0 1 0	3	0	1	0 0 0	-10	
<b>Team</b>			3 1 4		0 2		0		2		10 16 3		7 5
<b>Totals</b>		21:62	7-24	14-21	14	16	30	16	24	63	10	14	16 3 7 5

Technical Fouls: Bench 3<sup>rd</sup> 3:36

Dead Ball Rebounds: 4, 0

UTSA		TTU		Points from Turnovers		Period by Period Scoring			
1st	2nd	3rd	4th	TOT	1st	2nd	3rd	4th	TOT
8 (1 <sup>st</sup> 7:16)	17 (2 <sup>nd</sup> 4:10)	16	30	15	15	15	17	16	58
9 (1 <sup>st</sup> 7:16)	10 (2 <sup>nd</sup> 4:10)	26	24	15	15	15	15	16	58
1	4	6	9	22	15	15	13	16	63
03:56	36:04	15	7	22	15	13	16	63	

## GAME 6



Official Basketball Box Score - Final  
**Texas Tech at Rutgers**  
 11/24/23 South Point Arena, Las Vegas  
 2023-24 Women's Basketball

Game Time: 6:30 PM  
 Game Duration: 2:03

Officials: Poy Gubeyan, Angela Engard, Tommi Paris

Texas Tech - 79		Record: 6-0											
NO.	Name	Min	FG	3P	FT	Rebounds	Fouls	TP	AS	TO	ST	Blocks	+/-
			M/A	M/A	M/A	OR DR TOT	PF FD					BS BA	
2	Kilah Freelon	F 26:21	3-6	0-0	3-4	5 4 9	4 3 9	0	4	0	0	0 1 7	7
12	Jordyn Merritt	F 14:22	1-3	0-0	0-0	1 3 4	2 0 2	0	2	0	1 0 1	-4	
3	Jasmine Shavers	G 33:11	8-21	3-10	9-9	1 4 5	1 8 28	2	3	1	0 2 16	16	
20	Bailey Maupin	G 37:54	5-12	4-8	10-11	0 4 4	3 9 24	5	4	0	0 1 6	6	
25	Ashley Chevalier	G 15:45	0-0	0-0	2-2	1 1 2	1 2 1	4	2	3	2 0 0 3	3	
13	Elna Arke	24:20	1-1	0-0	2-2	0 0 0	0 0 0	2	4	1	1 1 0	14	
24	Jada Wynn	12:17	0-3	0-3	0-0	0 0 0	0 0 0	5	0	0	1 1 0	0	
5	Rhylye McKinney	13:46	0-0	0-0	0-0	0 0 0	0 0 0	1	1	0	0 0 0 8	8	
42	Jazmaine Lewis	11:12	1-2	0-0	0-0	0 0 0	0 0 0	1	0	2	0 0 0 0	0	
23	Lughan Johnson	04:14	0-1	0-0	0-0	1 0 1	0 0 0	0	0	0	0 0 0 0	0	
11	Saga Ukkonen	06:38	3-5	2-4	0-1	1 0 1	1 1 1	8	0	0	0 0 0 2	2	
<b>Team</b>			6 3 9		0 0		0		19		18 19		5 2 4 7
<b>Totals</b>		22:54	9-25	26-29	16	19	35	19	28	79	18	19	5 2 4 7

Technical Fouls: Lewis 4<sup>th</sup> 2:43

Dead Ball Rebounds: 1, 0

Rutgers - 72		Record: 3-4											
NO.	Name	Min	FG	3P	FT	Rebounds	Fouls	TP	AS	TO	ST	Blocks	+/-
			M/A	M/A	M/A	OR DR TOT	PF FD					BS BA	
1	Destiny Adams	F 29:18	5-7	0-0	3-4	1 2 3	5 7 13	3	5	7	13	3	1 0 0 2
4	Antonia Bates	F 27:57	3-3	1-1	0-0	1 1 1	5 0 7	3	2	1	1 0 0	-5	
54	Chrysa Cornwell	F 29:32	4-5	0-0	0-0	1 4 5	2 2 8	1	4	0	0 0 0	-9	
2	Kaylene Smikle	G 35:37	8-19	1-3	3-6	1 3 4	4 5 20	6	5	2	0 1 0	-3	
24	Lisa Thompson	G 26:11	3-7	1-2	0-0	2 2 4	1 7 2	2	1	1	0 0 6	6	
22	Kassandra Brown	27:06	5-9	0-1	1-2	3 5 8	3 1 11	3	1	1	1 1 1	-9	
0	Jillian Hueter	20:39	2-7	1-6	1-2	0 1 1	5 2 6	1	0	1	0 0 0	0	
20	Erica Lafayette	03:40	0-1	0-1	0-0	0 0 0	0 0 0	1	0	0	0 0 0	-5	
<b>Team</b>			3 2 5		0 0		0		19		20 5 4 2 17		4 2 17
<b>Totals</b>		30:58	4-14	8-14	11	18	29	29	18	72	19	20	5 4 2 17

Technical Fouls: Adams 4<sup>th</sup> 2:43

Dead Ball Rebounds: 4, 0

TTU		RUT		Points from Turnovers		Period by Period Scoring			
1st	2nd	3rd	4th	TOT	1st	2nd	3rd	4th	TOT
7 (4 <sup>th</sup> 0:12)	9 (2 <sup>nd</sup> 2:54)	22	25	15	15	15	15	16	58
8 (1 <sup>st</sup> 0:06)	8 (2 <sup>nd</sup> 7:21)	26	24	15	15	15	15	16	58
1	4	6	9	22	15	15	13	16	63
09:34	25:14	14	17	22	15	13	16	63	

## GAME 7



Official Basketball Box Score - Final  
**Santa Clara at Texas Tech**  
 11/25/23 South Point Arena, Las Vegas  
 2023-24 Women's Basketball

Game Time: 4:00 PM  
 Game Duration: 1:50

Officials: Doug Knight, Metta Christensen, Erica Parker

Santa Clara - 56		Record: 6-2											
NO.	Name	Min	FG	3P	FT	Rebounds	Fouls	TP	AS	TO	ST	Blocks	+/-
			M/A	M/A	M/A	OR DR TOT	PF FD					BS BA	
2	Kesley Frawley	F 20:24	1-2	0-1	0-0	2 1 3	1 0 2	0	3	0	0 0 0	-2	
5	Olivia Pollard	F 31:55	5-8	3-5	0-0	0 2 2	5 0 13	2	2	0	0 0 0	-3	
13	Lara Edmanson	G 19:51	3-4	0-0	2-2	1 3 4	5 2 8	0	3	0	0 0 0	6	
31	Ashley Hiraki	G 25:42	1-5	1-4	0-0	1 4 5	2 2 3	1	2	2	0 1 1	-5	
3	Tess Heel	G 34:33	5-11	0-1	8-9	0 2 2	1 1 10	18	6	5	2 0 0	-7	
23	Miyra Hudgins	22:30	3-9	1-4	1-2	3 3 6	2 4 9	0	2	0	0 0 4	4	
52	Emma Shaffer	25:21	1-4	0-0	0-4	0 5 1	3 2 2	2	1	1	1 0 0	-12	
12	Madison Naro	19:27	1-2	0-1	0-2	0 4 4	1 1 2	0	1	0	0 0 0	2	
24	Rafaila Stergaki	00:19	0-0	0-0	0-0	0 0 0	0 0 0	0	0	0	0 0 0	0	
<b>Team</b>			1 5 6		0 1		0		11		20 5 1 1		-5
<b>Totals</b>		20:45	5-16	11-19	8	28	36	19	20	56	11	20	5 1 1 -5

Technical Fouls: NONE

Dead Ball Rebounds: 5, 0

Texas Tech - 61		Record: 7-0											
NO.	Name	Min	FG	3P	FT	Rebounds	Fouls	TP	AS	TO	ST	Blocks	+/-
			M/A	M/A	M/A	OR DR TOT	PF FD					BS BA	
2	Kilah Freelon	F 22:10	3-7	0-0	2-4	1 1 2	4 2 6	2	0	1	0 0 0	4	
13	Elna Arke	F 21:19	2-3	0-0	3-5	0 2 2	2 5 7	4	1	1	0 0 4	4	
3	Jasmine Shavers	G 28:32	2-7	0-1	2-2	0 6 6	2 1 6	1	2	2	0 0 4	4	
20	Bailey Maupin	G 35:29	4-10	1-1	2-4	3 3 6	2 4 11	7	5	2	0 0 0	0	
25	Ashley Chevalier	G 21:04	2-3	1-2	0-0	1 1 2	1 2 5	1	0	1	0 0 0</		

# PREVIOUS GAME BOXES

## GAME 9

Official Basketball Box Score - Final  
**Houston Christian at Texas Tech**  
 12/01/23 United Supermarkets Arena, Lubbock, Texas  
 2023-24 Women's Basketball  
 Game Time: 6:00 PM  
 Game Duration: 1:56  
 Attendance: 4,516  
 Officials: Dee Kanner, Billy Smith, Meta Christensen

Houston Christian - 34													
Record: 3-5													
NO.	Name	Min	FG	3P	FT	Rebounds	Fouls	TP	AS	TO	ST	Blocks	+/-
			M.A.	M.A.	M.A.	OR DR TOT	PF					BS BA	
11	Jo Oly	F 27:58	0-6	0-3	0-0	3 1 4	3 0 0	4	4	0	1	0	32
12	Amy Cotton	F 26:08	0-5	0-1	0-0	1 5 6	1 0 0	0	3	1	1	1	0
14	N Denesja Collins	F 31:37	5-10	0-2	4-4	2 3 5	0 3 14	0	2	1	0	1	-23
0	Enya Maguire	G 14:30	1-3	0-2	0-0	0 0 0	2 0 2	0	0	0	0	0	-27
5	Kennedy Wilson	G 22:50	0-7	0-1	2-2	0 2 2	1 2 2	0	2	1	0	1	-35
40	Elizabeth Matadi	16:13	2-5	0-0	0-0	0 0 0	1 0 4	2	0	0	1	0	-13
10	Hannah Fields	25:30	2-5	1-2	0-0	0 4 4	0 3 5	0	2	0	0	1	-18
3	Erin Maguire	17:10	2-7	0-3	0-0	1 1 1	0 4 0	0	3	2	0	0	-18
22	Makolka Bagayegou	00:55	0-0	0-0	0-0	0 0 0	0 0 0	0	1	0	0	0	-7
1	Tove Caesar	07:29	0-0	0-0	0-0	1 1 1	0 0 0	0	1	1	0	0	-15
23	Lytic Barr	09:41	1-1	1-1	0-0	1 1 1	0 0 0	3	0	2	0	1	-10
Team						1 1 2	0 0 0	0	4				
<b>Totals</b>			13-49	2-15	6-6	7 19 26	11 8 34	9	22	6	4	3	-45

Texas Tech - 79													
Record: 9-9													
NO.	Name	Min	FG	3P	FT	Rebounds	Fouls	TP	AS	TO	ST	Blocks	+/-
			M.A.	M.A.	M.A.	OR DR TOT	PF					BS BA	
2	Kilah Freelon	F 19:37	3-5	0-0	4-4	2 3 5	1 2 10	1	3	0	0	0	30
13	Elna Arke	F 16:32	5-7	0-2	0-0	2 1 3	1 1 10	1	1	0	0	0	21
3	Jasmine Shavers	G 16:17	4-9	1-3	0-0	0 3 3	1 0 9	5	0	2	0	0	17
20	Bailey Maupin	G 18:20	3-7	1-4	0-0	3 4 7	0 1 7	2	2	0	0	0	19
25	Ashley Chevalier	G 17:12	1-4	0-0	1-1	2 3 1	1 3 0	0	1	0	1	0	25
5	Rhylin McKinney	18:34	0-2	0-0	0-0	1 1 2	0 0 1	4	1	1	0	0	13
11	Saga Ukkonen	18:15	0-3	0-0	0-0	1 1 1	0 0 0	2	0	1	1	0	22
12	Jordyn Merritt	22:28	6-12	0-1	0-1	1 9 10	1 1 12	1	1	1	0	2	22
24	Jada Wynn	23:34	2-5	1-2	0-0	1 1 1	1 0 5	5	1	1	0	0	31
42	Jazmine Lewis	12:03	5-7	0-0	2-2	1 0 3	0 3 12	0	3	0	0	0	7
23	Logan Johnson	10:26	3-4	0-0	1-1	0 0 1	2 1 7	2	2	0	0	0	13
30	Kelly Mora	06:42	2-4	0-0	0-0	1 1 2	0 0 4	1	0	0	0	1	5
Team						3 2 5	0 0 1	0	1				
<b>Totals</b>			34-69	3-12	9-9	16 29 45	8 11 79	25	13	9	3	4	45

HCU		TTU	
Biggest lead	6 (1 <sup>st</sup> 5:28)	45 (4 <sup>th</sup> 0:16)	
Best Scoring Run	6 (1 <sup>st</sup> 5:28)	19 (3 <sup>rd</sup> 4:14)	
Lead Changes	1		
Times Tied	0		
Time with Lead	06:11	33:06	

Points from		HCU		TTU	
Turnovers	2	28			
Paint	14	58			
Second Chance	8	10			
Fast Breaks	0	18			
Bench	16	40			

Period by Period Scoring	
1st	8 6 2 18 34
2nd	16 14 27 27 79

## GAME 11

Official Basketball Box Score - Final  
**UW at Texas Tech**  
 12/13/23 United Supermarkets Arena, Lubbock, Texas  
 2023-24 Women's Basketball  
 Game Time: 11:30 AM  
 Game Duration: 1:52  
 Attendance: 13,743  
 Officials: Brian Garland, Kelly Bloomfield, Demoya Pugh

UW - 35													
Record: 5-3													
NO.	Name	Min	FG	3P	FT	Rebounds	Fouls	TP	AS	TO	ST	Blocks	+/-
			M.A.	M.A.	M.A.	OR DR TOT	PF					BS BA	
14	Brianna Perez	F 10:43	0-1	0-0	0-0	1 0 1	2 1 0	0	0	1	0	0	-12
35	Raini McCrory	F 14:57	2-2	0-0	0-0	3 1 4	2 1 4	0	2	0	0	0	29
3	Nina De Leon Negron	G 28:18	3-11	0-3	0-1	1 1 2	0 3 6	3	5	3	0	0	-20
10	Destiny Terrant	G 24:27	3-6	0-0	2-2	1 2 4	3 3 8	0	2	0	0	0	-13
32	Jorja Elliott	G 25:25	1-10	1-8	2-2	0 4 4	3 2 5	1	4	1	0	0	-22
5	Myra Bell	18:37	0-2	0-1	0-0	1 1 1	2 0 0	0	5	0	1	0	-26
13	Chloe Storer	07:58	0-0	0-0	0-0	1 0 1	0 0 0	0	0	0	1	0	4
2	Kaylee Howell	13:47	2-6	0-0	0-0	0 0 0	2 0 4	0	1	2	0	2	-17
0	Hanna Wheeler	20:53	2-3	1-2	0-0	1 1 1	0 5 2	0	0	0	0	0	24
22	Breilyn Saribom	06:19	0-2	0-2	0-0	0 1 1	0 0 0	1	1	0	0	0	-5
12	Paloma Simón	12:31	0-2	0-0	0-0	1 1 1	0 0 0	0	2	0	0	0	-19
4	Sophia Griego	08:54	1-3	1-1	0-0	0 1 1	0 1 3	0	1	0	0	0	-12
21	Malory McQuator	07:10	0-1	0-1	0-0	0 0 0	2 2 0	0	2	0	1	0	-10
Team						2 2 4	0 0 0	0	5				
<b>Totals</b>			14-49	3-19	4-5	9 16 25	18 13 35	7	31	6	3	2	-41

Texas Tech - 76													
Record: 11-0													
NO.	Name	Min	FG	3P	FT	Rebounds	Fouls	TP	AS	TO	ST	Blocks	+/-
			M.A.	M.A.	M.A.	OR DR TOT	PF					BS BA	
2	Kilah Freelon	F 21:54	4-4	0-0	2-3	7 4 11	0 5 10	3	6	2	0	0	18
13	Elna Arke	F 19:44	3-5	0-0	0-2	0 1 1	2 2 6	2	2	1	0	0	26
3	Jasmine Shavers	G 21:59	4-11	3-5	4-4	1 2 3	2 0 2	15	2	2	0	0	25
20	Bailey Maupin	G 25:02	4-9	1-5	2-2	1 1 2	2 2 11	4	6	4	1	1	21
25	Ashley Chevalier	G 17:03	1-2	0-0	1-2	2 1 3	0 2 3	2	2	0	2	0	19
12	Jordyn Merritt	21:33	3-7	0-1	0-2	2 5 7	3 1 6	3	2	1	0	0	24
23	Logan Johnson	20:59	5-10	1-4	0-0	2 2 4	2 1 11	0	2	0	0	0	17
24	Jada Wynn	18:55	2-5	1-3	1-2	1 2 3	3 1 6	1	0	2	1	1	13
11	Saga Ukkonen	13:13	2-2	1-2	1 3 4	1 1 7	1 1 1	0	0	0	0	0	18
5	Rhylin McKinney	14:44	0-4	0-0	1 1 2	0 0 0	2 0 2	0	2	0	0	0	17
30	Kelly Mora	04:54	0-1	0-0	1-2	1 0 1	1 1 0	0	0	0	0	1	7
Team						1 3 4	0 0 1	0	1				
<b>Totals</b>			28-60	8-24	12-21	20 25 45	13 18 76	21	22	17	2	3	41

UW		TTU	
Biggest lead	4 (1 <sup>st</sup> 5:56)	42 (4 <sup>th</sup> 1:51)	
Best Scoring Run	7 (1 <sup>st</sup> 5:58)	15 (2 <sup>nd</sup> 8:00)	
Lead Changes	2		
Times Tied	1		
Time with Lead	04:21	34:02	

Points from		UW		TTU	
Turnovers	15	44			
Paint	18	36			
Second Chance	4	11			
Fast Breaks	10	14			
Bench	12	31			

Period by Period Scoring	
1st	9 9 12 5 35
2nd	13 16 29 18 76

## GAME 10

Official Basketball Box Score - Final  
**Sam Houston at Texas Tech**  
 12/05/23 United Supermarkets Arena, Lubbock, Texas  
 2023-24 Women's Basketball  
 Game Time: 5:00 PM  
 Game Duration: 2:00  
 Attendance: 4,089  
 Officials: Nykhesha Thompson, Maggie Tyman, Kelly Bloomfield

Sam Houston - 60													
Record: 4-3													
NO.	Name	Min	FG	3P	FT	Rebounds	Fouls	TP	AS	TO	ST	Blocks	+/-
			M.A.	M.A.	M.A.	OR DR TOT	PF					BS BA	
14	Raane Smith	F 26:49	2-3	0-0	2-4	6 0 6	3 2 6	0	0	1	0	0	-18
0	Syndee Kemp	G 26:47	2-7	1-5	0-0	1 1 2	2 1 5	3	4	0	0	0	-31
10	Kassidy Dixon	G 30:22	3-8	0-0	3-5	3 2 5	4 5 9	2	5	2	0	0	-27
13	Kaylee Jefferson	G 29:46	6-13	0-3	0-0	1 1 1	3 0 12	0	1	0	0	0	-22
25	Diarran Sissoko	G 25:42	5-13	3-6	2-4	1 1 2	2 3 15	1	3	1	0	2	-19
32	Tamiera Demough	14:23	0-3	0-0	1-2	1 2 3	1 2 1	2	2	0	0	0	-4
11	Diana Rosenthal	25:53	4-11	3-9	1-2	0 4 4	2 4 12	3	2	0	0	1	-26
12	Elena Houghton	13:11	0-1	0-0	0-0	1 3 4	0 0 0	0	0	0	1	0	-15
3	Kels Grant	06:19	0-4	0-0	0-0	3 0 3	1 0 0	0	0	0	0	0	-1
22	Shanti Henry	00:48	0-0	0-0	0-0	0 0 0	0 0 0	0	0	0	0	0	-1
Team						5 0 5	0 0 0	0	1				
<b>Totals</b>			22-63	7-23	9-17	21 14 35	21 17 60	11	18	5	0	3	-33

Texas Tech - 93													
Record: 10-0													
NO.	Name	Min	FG	3P	FT	Rebounds	Fouls	TP	AS	TO	ST	Blocks	+/-
			M.A.	M.A.	M.A.	OR DR TOT	PF					BS BA	
2	Kilah Freelon	F 17:											

# PREVIOUS GAME BOXES

## GAME 13

Official Basketball Box Score - Final  
**Texas Tech at Oregon St.**  
 12/20/23 Seaside Nat. School, Medford, Ore.  
 2023-24 Women's Basketball

Game Time: 7:30 PM  
 Game Duration: 2:11  
 Attendance: 1,100



Texas Tech - 65

Record: 11-2

NO.	Name	Min	FG	3P	FT	Rebounds	Fouls	TP	AS	TO	ST	Blocks	+/-				
			M.A.	M.A.	M.A.	OR DR TOT	PF					BS BA					
2	Kilah Freelon	F 21:20	1-5	0-1	5-6	2	1	3	3	7	0	2	1	0	-12		
42	Jazzmine Lewis	F 11:57	1-2	0-0	0-0	0	0	0	1	2	0	0	1	0	-27		
3	Jasmine Shavers	G 26:35	8-17	0-4	0-0	1	3	4	3	1	16	0	3	1	0	-23	
11	Saga Ukkonen	G 12:09	1-3	0-0	0-0	0	2	2	0	2	0	0	0	0	-27		
20	Bailey Maupin	G 27:43	6-18	1-5	6-6	1	2	3	0	4	19	2	0	0	0	-27	
12	Jordyn Merritt	F 18:40	2-10	0-1	2-4	3	2	5	2	6	0	1	3	0	1	-11	
13	Elna Arke	G 23:20	3-4	2-2	0-1	1	0	1	2	3	8	1	1	1	0	7	
24	Jada Wynn	F 19:11	0-4	0-1	0-0	0	1	1	2	0	0	1	1	1	0	-12	
25	Ashley Chevalier	G 17:57	0-1	0-0	0-0	0	1	1	2	0	0	0	0	0	0	-10	
23	Loghan Johnson	F 18:01	0-2	0-1	3-4	3	0	3	2	2	3	1	0	1	0	-14	
5	Rhylye McKinney	02:12	1-2	0-0	0-0	1	0	1	0	2	0	0	0	0	0	-2	
30	Kelly Mora	00:55	0-0	0-0	0-0	0	0	0	0	1	0	0	0	0	0	-2	
<b>Team</b>						3	3	6			0						
<b>Totals</b>			23-68	3-15	16-21	15	15	30	19	22	65	5	8	12	3	2	-12

Technical Fouls: Coach 2<sup>nd</sup> 6:03

Dead Ball Rebounds: 4.0

Oregon St. - 77

Record: 10-9

NO.	Name	Min	FG	3P	FT	Rebounds	Fouls	TP	AS	TO	ST	Blocks	+/-				
			M.A.	M.A.	M.A.	OR DR TOT	PF					BS BA					
15	Raeagan Beers	F 24:01	6-8	0-0	3-5	4	8	12	3	4	15	1	3	1	0	-22	
53	Kelsey Rees	F 33:15	5-7	2-4	0-0	1	8	9	5	3	12	2	5	1	1	0	-15
4	Dorovyn Hunter	G 31:25	6-10	3-5	0-0	0	1	1	0	2	15	3	1	1	0	0	-19
11	AJ Marotte	G 19:05	1-5	1-3	0-0	0	0	0	2	0	3	2	2	0	0	0	-28
22	Talia von Oelhoffen	G 32:04	5-9	2-5	8-9	1	2	3	2	6	20	11	4	0	1	0	-13
3	Dominika Paurova	G 20:33	1-2	0-1	0-0	0	1	1	3	0	2	1	2	1	0	0	-17
30	Timea Gardiner	19:09	3-6	3-4	1-2	1	4	5	4	3	10	1	3	1	0	-3	
1	Kennedie Shuler	08:35	0-1	0-1	0-0	0	1	1	2	0	0	0	3	1	0	-7	
24	Adisa Blacklock	04:03	0-2	0-2	0-0	1	0	1	1	0	0	0	0	0	0	0	-2
2	Lily Hansford	04:29	0-1	0-0	0-0	0	1	1	0	0	0	0	0	0	0	0	-3
32	Sela Heide	03:21	0-1	0-0	0-0	0	0	0	0	0	0	0	0	0	0	0	-6
<b>Team</b>						3	2	5			0						
<b>Totals</b>			27-52	11-25	12-17	11	28	39	22	18	77	21	24	6	2	3	12

Technical Fouls: NONE

Dead Ball Rebounds: 4.3

	TTU	OSU
Biggest lead	0 (1 <sup>st</sup> 10:00)	28 (3 <sup>rd</sup> 8:35)
Best Scoring Run	8 (2 <sup>nd</sup> 7:41)	11 (3 <sup>rd</sup> 8:35)
Lead Changes	0	0
Times Tied	0	0
Time with Lead	00:00	39:35

Points from	TTU	OSU
Turnovers	33	7
Paint	18	28
Second Chance	14	20
Fast Breaks	10	6
Bench	19	12

Period by Period Scoring	1st	2nd	3rd	4th	TOT
TTU	8	14	16	27	65
OSU	21	22	15	19	77

## GAME 14

Official Basketball Box Score - Final  
**Texas Tech at Houston**  
 12/30/23 Feritta Center, Houston  
 2023-24 Women's Basketball

Game Time: 1:00 PM  
 Game Duration: 2:02  
 Attendance: 1,975



Texas Tech - 79

Record: 12-2 (1-0)

NO.	Name	Min	FG	3P	FT	Rebounds	Fouls	TP	AS	TO	ST	Blocks	+/-				
			M.A.	M.A.	M.A.	OR DR TOT	PF					BS BA					
2	Kilah Freelon	F 30:53	3-8	0-1	4-4	1	2	3	0	3	10	1	0	3	1	3	0
12	Jordyn Merritt	F 25:51	3-4	0-1	1-1	2	4	6	2	1	7	2	6	1	1	0	6
3	Jasmine Shavers	G 26:14	3-9	1-3	3-6	1	5	6	2	4	10	2	1	1	0	1	-1
20	Bailey Maupin	G 36:03	6-10	1-5	6-8	0	3	3	3	8	19	3	4	3	0	1	-1
25	Ashley Chevalier	G 27:20	1-1	1-1	2-2	0	1	1	0	4	5	4	2	1	0	0	2
23	Loghan Johnson	10:49	2-2	1-1	0-1	0	1	1	3	1	5	1	2	0	0	0	19
24	Jada Wynn	28:42	6-8	6-7	5-5	0	0	0	2	23	2	3	0	0	0	9	
13	Elna Arke	13:55	0-2	0-0	0-0	1	1	2	1	1	0	0	0	0	1	1	4
11	Saga Ukkonen	00:07	0-0	0-0	0-0	0	0	0	1	1	0	0	0	0	0	0	-2
5	Rhylye McKinney	00:06	0-0	0-0	0-0	0	0	0	0	1	0	0	0	0	0	0	-2
<b>Team</b>						2	4	6			0						
<b>Totals</b>			24-44	10-19	21-27	7	21	28	15	24	79	15	22	9	3	6	8

Technical Fouls: NONE

Dead Ball Rebounds: 2.0

Houston - 71

Record: 9-3 (0-1)

NO.	Name	Min	FG	3P	FT	Rebounds	Fouls	TP	AS	TO	ST	Blocks	+/-				
			M.A.	M.A.	M.A.	OR DR TOT	PF					BS BA					
1	Bria Patterson	F 30:43	8-10	2-2	1-1	1	2	3	4	19	1	0	3	1	0	0	
30	Djessira Diawara	F 13:05	0-2	0-0	1-2	0	2	0	2	2	1	1	0	0	0	1	-1
34	Kamryn Jones	F 18:58	3-5	0-1	0-0	1	1	2	5	1	6	2	1	0	1	1	0
5	N'Yah Boyd	G 35:07	4-11	2-5	2-2	0	0	0	1	12	5	3	0	0	0	-3	
14	Laila Blair	G 27:51	2-9	1-4	5-6	0	5	4	5	10	4	5	0	0	0	4	
21	Malyah Johnson	27:01	5-9	4-7	2-2	1	0	1	2	2	16	0	2	1	1	0	-8
33	Logyn McNeil	09:08	1-2	0-0	1-1	1	1	1	2	1	3	0	1	1	1	0	-10
10	Briley Onyeje	18:14	1-3	0-2	0-0	0	3	4	0	2	1	3	2	2	0	0	-10
42	Peyton McFarland	09:09	1-1	0-0	0	1	0	0	0	2	0	0	0	0	1	0	-3
35	Shallexus Aaron	06:49	0-2	0-2	0-0	0	0	0	0	0	0	0	0	0	0	0	-9
2	Kiera Merchant	03:56	0-0	0-0	0-0	0	0	0	1	0	0	2	1	1	0	0	-4
<b>Team</b>						3	5	8			0						
<b>Totals</b>			25-54	9-23	12-14	9	17	26	24	15	71	15	22	11	6	3	8

Technical Fouls: NONE

Dead Ball Rebounds: 1.0

	TTU	HOU
Biggest lead	21 (2 <sup>nd</sup> 2:11)	1 (1 <sup>st</sup> 8:36)
Best Scoring Run	10 (1 <sup>st</sup> 4:53)	6 (2 <sup>nd</sup> 8:32)
Lead Changes	4	1
Times Tied	1	0
Time with Lead	38:57	00:35

Points from	TTU	HOU
Turnovers	23	27
Paint	26	30
Second Chance	4	9
Fast Breaks	15	11
Bench	28	23

Period by Period Scoring	1st	2nd	3rd	4th	TOT
TTU	31	20	14	14	79
HOU	12	21	20	18	71

## GAME 15

Official Basketball Box Score - Final  
**Texas at Texas Tech**  
 01/03/24 United Supermarkets Arena, Lubbock  
 2023-24 Women's Basketball

Game Time: 6:00 PM  
 Game Duration: 1:58  
 Attendance: 8,207



Texas - 74

Record: 14-1 (1-1)

NO.	Name	Min	FG	3P	FT	Rebounds	Fouls	TP	AS	TO	ST	Blocks	+/-			
			M.A.	M.A.	M.A.	OR DR TOT	PF					BS BA				
14	Amina Muhammad	F 13:03	0-4	0-0	0-0	0	2	3	2	0	0	0	0	2	0	
35	Madison Booker	F 32:46	6-13	0-1	6-6	0	6	3	3	18	6	6	1	0	1	25
20	Khadja Faye	G 10:21	1-3	0-0	3-4	1	0	1	4	2	5	1	3	1	0	1
2	Shaylee Gonzales	G 39:41	2-9	0-3	2-2	1	1	2	2	6	3	4	3	0	1	27

# PREVIOUS GAME BOXES

## GAME 17



Official Basketball Box Score - Final  
**Texas Tech at Oklahoma St.**  
 01/19/24 10:00 AM, Indoor Arena, Stillwater  
 2023-24 Women's Basketball

Game Time: 6:30 PM  
 Game Duration: 1:49  
 Attendance: 1,847

Officials: Dee Kanner, Billy Smith, Doug Knight

Texas Tech - 58

Record: 13-4 (2-2)

NO.	Name	Min	FG	3P	FT	Rebounds	Fouls	TP	AS	TO	ST	Blocks	+/-	
			M.A.	M.A.	M.A.	OR DR TOT	PF FD					BS BA		
2	Kilah Freelon	F 19:39	3-5	0-1	0-0	1	1	2	1	6	1	0	1	-4
12	Jordyn Merritt	F 24:56	2-8	1-3	0-0	1	1	2	2	5	2	3	2	-6
3	Jasmine Shavers	G 33:14	7-15	2-4	1-2	4	6	10	3	1	17	0	4	1
20	Bailey Maupin	G 33:32	5-14	2-7	4-4	0	6	6	2	6	3	1	2	0
25	Ashley Chevalier	G 25:25	1-4	0-1	0-0	0	3	3	0	1	2	1	2	0
13	Elna Arke	G 23:24	1-3	0-2	2-2	0	1	1	4	1	4	0	1	0
23	Lughan Johnson	G 13:12	1-3	1-3	2-2	0	0	2	1	5	0	2	0	0
24	Jada Wynn	G 17:25	1-4	1-4	0-0	0	0	1	2	0	3	2	0	0
5	Rhylie McKinney	G 05:18	0-1	0-0	0-0	0	0	0	1	1	0	0	0	0
11	Saga Ukkonen	G 03:16	0-0	0-0	0-0	0	0	0	0	0	0	0	0	0
42	Jazmine Lewis	G 00:40	0-1	0-0	0-0	0	0	0	0	0	0	0	0	0
<b>Team</b>						2	0	2		0				
<b>Totals</b>		21:58	7:25	9:10	10	18	26	15	14	58	9	14	8	2

Technical Fouls: NONE

Dead Ball Rebounds: 1, 1

Shooting By Period		
1st	FG%	2-14 14.3%
1st	3PT%	0-3 0.0%
1st	FT%	0-0 0%
2nd	FG%	7-13 53.8%
2nd	3PT%	2-5 40.0%
2nd	FT%	0-0 0%
3rd	FG%	6-14 42.9%
3rd	3PT%	3-8 37.5%
3rd	FT%	4-4 100%
4th	FG%	6-17 35.3%
4th	3PT%	2-9 22.2%
4th	FT%	5-6 83.3%
<b>GM</b>	FG%	21-58 36.2%
<b>GM</b>	3PT%	7-25 28.0%
<b>GM</b>	FT%	9-10 90.0%

## GAME 18



Official Basketball Box Score - Final  
**Texas Tech at Oklahoma**  
 01/13/24 Lloyd Noble Center, Norman  
 2023-24 Women's Basketball

Game Time: 2:00 PM  
 Game Duration: 2:01  
 Attendance: 5,223

Officials: Kevin Petreel, Tara Cruss, Brian Garland

Texas Tech - 55

Record: 13-5 (2-3)

NO.	Name	Min	FG	3P	FT	Rebounds	Fouls	TP	AS	TO	ST	Blocks	+/-	
			M.A.	M.A.	M.A.	OR DR TOT	PF FD					BS BA		
2	Kilah Freelon	F 29:34	3-6	1-1	1-2	3	4	7	2	3	8	1	3	0
12	Jordyn Merritt	F 23:26	4-9	1-3	4-4	4	2	6	4	3	13	2	4	0
3	Jasmine Shavers	G 28:56	1-6	1-2	0-0	1	3	4	2	1	3	1	4	0
20	Bailey Maupin	G 23:20	5-9	1-2	1-1	0	2	2	1	2	12	0	5	1
25	Ashley Chevalier	G 18:21	1-4	1-2	1-2	5	7	2	2	4	0	1	0	0
5	Rhylie McKinney	G 26:04	1-5	1-4	1-2	1	3	4	1	1	4	3	2	1
13	Elna Arke	G 23:51	4-7	0-2	0-0	2	2	2	2	3	8	5	2	1
24	Jada Wynn	G 09:56	0-2	0-2	0-0	1	1	1	1	1	0	0	1	0
23	Lughan Johnson	G 10:23	1-2	0-0	1-2	0	0	0	0	0	1	0	0	0
11	Saga Ukkonen	G 00:43	0-0	0-0	0-0	0	0	0	0	0	0	0	0	0
<b>Team</b>						1	1	2		0	2			
<b>Totals</b>		20:50	6:18	9:13	12	23	35	16	18	55	12	24	4	0

Technical Fouls: NONE

Dead Ball Rebounds: 3, 0

Oklahoma - 73

Record: 10-6 (4-1)

NO.	Name	Min	FG	3P	FT	Rebounds	Fouls	TP	AS	TO	ST	Blocks	+/-	
			M.A.	M.A.	M.A.	OR DR TOT	PF FD					BS BA		
32	Sahara Williams	F 20:45	5-12	0-4	0-0	2	3	5	2	2	10	4	2	0
1	Nevaha Ollis	G 29:59	1-7	1-4	0-0	0	3	3	0	3	4	1	3	0
12	Payton Verhulst	G 30:24	5-11	1-5	0-0	3	1	4	3	0	11	3	2	1
15	Lacy Keys	G 32:06	5-5	3-3	2-2	0	2	2	4	3	15	5	1	2
24	Skyler Vann	G 27:49	9-15	3-6	1-2	1	4	5	3	1	20	5	1	1
0	Bairstone Culliton	G 07:22	1-1	0-0	0-0	1	0	1	2	1	2	0	0	0
2	Reyna Scott	G 10:37	1-5	0-2	0-0	1	1	1	1	1	2	2	0	1
20	Aubrey Joens	G 18:05	0-3	0-2	0-0	1	1	1	0	0	1	0	0	0
2	Kiersten Johnson	G 19:33	3-5	0-0	3-3	3	6	2	4	9	1	2	0	0
25	Landry Allen	G 00:54	0-1	0-0	0-0	0	0	0	0	0	0	0	0	0
4	Kennedy Tucker	G 09:28	0-2	0-1	1-2	0	1	1	0	1	1	1	2	0
<b>Team</b>						3	0	3		0	0			
<b>Totals</b>		29:67	9:27	7:9	13	19	32	18	16	73	25	12	11	0

Technical Fouls: NONE

Dead Ball Rebounds: 4, 0

TTU

Biggest lead	TTU		Points from Turnovers	OU		Period by Period Scoring
	1st	2nd		3rd	4th	
2 (1st 9:13)	19	4 (5:02)	13	21	20 (4th 8:37)	TTU 12 13 14 16 55
Best Scoring Run	10 (3rd 4:04)	8 (4th 7:46)	Paint	20	36	OU 20 14 22 17 73
Lead Changes	1	Second Chance	6	20	Fast Breaks	7
Times Tied	1	Bench	12	12	OSU	13 23 14 21 71
Time with Lead	01:28	36:35				

## GAME 19



Official Basketball Box Score - Final  
**Iowa St. at Texas Tech**  
 01/17/24 United Supermarkets Arena, Lubbock, Texas  
 2023-24 Women's Basketball

Game Time: 6:00 PM  
 Game Duration: 1:43  
 Attendance: 4,410

Officials: Michael McConnell, Kim Hobbs, Bill Larance

Iowa St. - 63

Record: 12-5 (5-1)

NO.	Name	Min	FG	3P	FT	Rebounds	Fouls	TP	AS	TO	ST	Blocks	+/-	
			M.A.	M.A.	M.A.	OR DR TOT	PF FD					BS BA		
5	Nyamer Diew	F 18:51	1-7	0-5	0-0	1	1	2	0	2	1	1	2	0
24	Addy Brown	F 25:13	0-4	0-3	2-2	1	8	9	5	1	2	1	2	0
55	Audi Crooks	C 24:53	0-0	0-0	4-5	8	4	12	1	5	14	2	3	1
2	Arianna Jackson	G 14:39	0-4	0-3	0-0	0	2	2	0	0	3	1	0	0
13	Hannah Belanger	G 32:47	4-10	3-6	0-0	0	2	2	0	0	11	0	0	0
11	Emily Ryan	G 30:47	8-13	2-5	0-0	0	1	1	3	18	5	1	1	2
0	Isellel Natabou	G 11:07	2-5	0-0	0-0	5	1	6	3	3	4	0	3	0
23	Kelsey Joens	G 22:08	0-2	0-2	2-2	2	2	3	1	2	1	1	0	0
1	Jalynn Bristow	G 19:36	4-4	2-2	0-0	1	1	2	2	2	10	1	2	1
<b>Team</b>						1	1	2		0	0			
<b>Totals</b>		24:61	7:26	9:9	17	23	40	15	19	63	14	14	5	3

Technical Fouls: NONE

Dead Ball Rebounds: 0, 0

Shooting By Period		
1st	FG%	5-13 38.5%
1st	3PT%	1-4 25.0%
1st	FT%	0-1 0%
2nd	FG%	8-18 44.4%
2nd	3PT%	2-6 33.3%
2nd	FT%	0-0 0%
3rd	FG%	6-17 35.3%
3rd	3PT%	1-9 11.1%
3rd	FT%	0-0 0%
4th	FG%	5-13 38.5%
4th	3PT%	3-7 42.9%
4th	FT%	8-8 100%
<b>GM</b>	FG%	24-61 39.3%
<b>GM</b>	3PT%	7-26 26.9%
<b>GM</b>	FT%	8-9 88.9%

Texas Tech - 71

Record: 14-5 (3-3)

NO.	Name	Min	FG	3P	FT	Rebounds	Fouls	TP	AS	TO	ST	Blocks	+/-	
			M.A.	M.A.	M.A.	OR DR TOT	PF FD					BS BA		
2	Kilah Freelon	F 14:53	4-6	0-2	0-0	3	1	4	1	1	8	0	3	2
12	Jordyn Merritt	F 26:21	3-9	1-2	1-2	2	8	10	3	2	8	1	2	1
5	Rhylie McKinney	G 25:55	5-6	5-6	0-0	0	0	0	1	2	15	2	0	0
20	Bailey Maupin	G 30:10	5-10	3-4	3-3	1	1	2	3	4	16	4	0	1
24	Jada Wynn	G 34:52	2-5	1-4	0-0	0	1	1	1	1	5	6	1	0
42	Jazmine Lewis	G 10:47	1-2	0-0	2-2	0	1	1	4	1	4	0	1	3
13	Elna Arke	G 21:48	0-5	0-2	0-0	0	2	2	1	0	0	2	0	0
25	Ashley Chevalier	G 08:05	0-2	0-1	0-0	1	0	1	1	1	0	0	0	0
3	Jasmine Shavers	G 21:09	4-10	3-7	4-4	1	6	7	2	3	15	3	0	0
23	Lughan Johnson	G 04:15	0-0	0-0	0-0	0	0	0	2	0	0	0	0	0
11	Saga Ukkonen	G 01:45	0-1	0-1	0-0	0	0	0	0	0				