



BYU COUGAR BASKETBALL



Game 20 || BYU vs. Texas Tech || Sat. Jan. 20, 2024 || 4 p.m. CT || Marriott Center || Provo, UT || Big 12 Now on ESPN+ || BYU Radio

2023-24 SCHEDULE

Overall: 11-8
 Non-conference: 10-3 | Big 12: 1-5
 Home: 7-2 | Away: 1-6 | Neutral: 3-0
 Last 5: 1-4 | Last 10: 4-6 | Streak: L1

NOVEMBER

Tue. 7	at Montana St.	W, 68-60	ESPN+
Fri. 10	Weber State	W, 77-49	ESPN+
Tue. 14	Utah Valley	W, 59-44	ESPN+
Sat. 18	vs. Wake Forest!	W, 67-44	BYUTV
Tue. 21	vs. Saint Louis!	W, 87-66	BYUTV
Sat. 25	LMU	W, 74-58	ESPN+
Tue. 28	at Wyoming	L, 74-86	MW Net.

DECEMBER

Sat. 2	at Utah	L, 68-87	Pac-12 Net.
Tue. 5	Utah State	W, 72-66	ESPN+
Sat. 9	Boise State	W, 65-50	ESPN+
Sat. 16	Idaho State	W, 79-76 OT	ESPN+
Wed. 20	at Missouri State	L, 56-55	ESPN+
Thu. 21	vs. Nevada^	W, 72-59	BYU Radio
Sat. 30	at TCU*	L, 67-81	ESPN+

JANUARY

Wed. 3	Oklahoma*	L, 75-63	ESPN+
Sat. 6	Iowa State*	L, 75-80	ESPN+
Wed. 10	at Houston*	L, 69-79	ESPN+
Sat. 13	Cincinnati*	W, 68-58	ESPN+
Wed. 17	at Oklahoma State*	L, 50-82	ESPN+
Sat. 20	Texas Tech*	4 p.m. MT	ESPN+
Sat. 27	at Kansas State*	4 p.m. CT	ESPN+
Wed. 31	at Kansas*	6:30 p.m. CT	ESPN+

FEBRUARY

Sat. 3	West Virginia*	4 p.m. MT	ESPN+
Wed. 7	Baylor*	7 p.m. MT	ESPN+
Sat. 10	at Cincinnati*	12 p.m. ET	ESPN+
Tue. 13	at UCF*	6 p.m. ET	ESPN+
Sat. 17	Kansas*	4 p.m. MT	ESPN+
Wed. 21	TCU*	7 p.m. MT	ESPN+
Sat. 24	at Iowa State*	6 p.m. CT	ESPN+
Wed. 28	Houston*	7 p.m. MT	ESPN+

MARCH

Sat. 2	at Texas	8 p.m. CT	ESPN+
Thu. 7	Big 12 1st Round	TBD	ESPN+
Fri. 8	Big 12 2nd Round	TBD	ESPN+
Sat. 9	Big 12 Quarters	TBD	ESPN+
Mon. 10	Big 12 Semis	TBD	ESPN+
Tue. 11	Big 12 Champ.	TBD	ESPN+

* - Denotes Big 12 Game
 ! - North Shore Showcase at BYU Hawaii
 ^ - Played at Missouri State
 All Times Local to Site and Subject to Change
 Rankings Reflect the Newest AP Top 25 Poll

WHERE TO WATCH, LISTEN OR STREAM



Big 12 Now on ESPN+
 Spencer Linton - PxP
 Kristan Kozlowski - Analyst



@byuwbb



/byucougarathletics

@byuwbb



byuradio.com
 Jason Shepherd - PxP



@BYUWBB



byucougars.com

BYU VS. TEXAS TECH AT A GLANCE

TIPOFF

The Cougars look to get back to winning ways as they welcome the Texas Tech Lady Raiders to the Marriott Center on Saturday, Jan. 20. The game will be broadcast on Big 12 Now on ESPN+ with Spencer Linton and Kristen Kozlowski. Jason Shepherd has the play-by-play on BYU Radio, BYURadio.org and the BYU Radio app.

Texas Tech and BYU have only met on three occasions, last sharing the hardwood on Dec. 30, 1988 when the Cougars took down the Lady Raiders 76-74 at the Marriott Center. Texas Tech leads the series 2-1.

CLOSING IN ON HISTORY

After a season in which Lauren Gustin led all NCAA divisions, men's or women's, by grabbing 16.7 rebounds per contest in 2022-23, finished second in total rebounds at 552 behind only LSU's Angel Reese who played in three more games and bested the all-time BYU record of 462 set by BYU Hall of Famer and 1980 National Player of the Year Tina Gunn, Gustin again looks to make history.

Through 19 games, Gustin leads the nation in total rebounds (289), rebounding average (15.5), defensive rebounds per game (10.3) and double-doubles (17) and is 5th in offensive rebounds per contest (4.9).

The senior sits at 1,479 career rebounds and is 4 rebounds away from breaking the all-time BYU rebounding record held by Gunn (1,482). She also leads the Cougars in scoring at 15.5 points per contest on 52.9 percent shooting from the field.

PLAYING FROM BEHIND

The Cougars are 2-7 when trailing after the opening quarter this season. In its first six Big 12 games, BYU has trailed after the first 10 minutes in five of six contests. In 240 total minutes of Big 12 play, the Cougars have only led for 48:52 (.204) of game time.

BYU never led in games at TCU, at Oklahoma State or at home against Oklahoma. The Cougars led for 16:01 in a loss to Iowa State, and just 1:01 in a road loss to Houston before leading for 31:50 in the win over Cincinnati.

TURNOVER TROUBLE

Coach Whiting has made it clear that ball security is key to the Cougars' success, however, her squad averages 18.0 turnovers per game so far this season. BYU has turned the ball over more than its opponent in all but one game this season and holds a 22-23 record when posting a negative turnover margin under Whiting.

The Cougars average 16.3 turnovers per game in conference play, but against Houston and Oklahoma State combined for 50 turnovers with 65 points off turnovers for the opposition.

COUGARS VS. LADY RAIDERS



11-7 (1-4 Big 12)
 NR/NR
 95
 Amber Whiting (2nd)
 27-24 (.529)
 Gustin (15.8)
 Gustin (15.5)
 Whiting (4.1)

'23-24 Record
 AP/Coaches Poll
 NET Ranking
 Head Coach
 Record
 Top Scorer
 Top Rebounder
 Top Assists

14-5 (3-3 Big 12)
 NR/NR
 62
 Krista Gerlich (18th)
 344-201 (.631)
 Maupin (15.2)
 Freelon (5.7)
 Maupin (3.6)

SERIES HISTORY

Overall (Streak):1-2 (W1)
 In Provo1-0
 In Lubbock0-1
 Neutral Site0-1
 Whiting vs. Texas Tech0-0
 Last Meeting Dec. 30, 1988 W, 76-74 (Home)
 Last BYU Win Dec. 30, 1988 W, 76-74 (Home)
 Last BYU Loss Dec. 10, 1987 L, 71-74 (Away)

TALE OF THE TAPE

BYU	Category	TEXAS TECH
68.9	Scoring Offense	70.2
66.1	Scoring Defense	59.6
+2.8	Scoring Margin	+10.6
.454	Field Goal Percentage	.419
.389	Field Goal Percentage Def.	.409
.373	3PT Field Goal Percentage	.335
.325	3PT Field Goal Percentage Def.	.277
7.2	3-Pointers Per Game	7.0
.620	Free Throw Percentage	.761
40.3	Rebounds	35.7
+7.6	Rebounding Margin	+3.1
15.9	Assists	14.2
18.0	Turnovers	16.5
-5.6	Turnover Margin	+3.8
5.6	Steals	8.5
4.2	Blocks	2.8

A LOOK INTO THE LINEUP



#	Name	Pos.	Ht.	Year	Hometown	PPG	RPG	APG	FG%	3FG%	FT%
1	Amari Whiting	G	5-10	Fr.	Boise, Idaho	11.1	4.9	3.9	.411	.316	.667
10	Kailey Woolston	G	5-11	Fr.	Highland, Utah	13.7	3.3	2.4	.473	.455	.825
11	Kaylee Smiler	G	5-10	Sr.	Hamilton, New Zealand	8.1	2.2	3.7	.489	.571	.674
12	Lauren Gustin	F	6-1	Sr.	Salem, Utah	15.5	15.2	2.1	.529	.000	.396
25	Emma Calvert	F	6-4	Jr.	Farr West, Utah	8.6	4.5	1.2	.496	.275	.639

OFF THE BENCH

	Pos.	Ht.	Yr.	Hometown	PPG	RPG	APG	FG%	3FG%	FT%	
2	Kylie Krebs	G	5-7	Jr.	Peoria, Arizona	0.0	0.0	0.0	.000	.000	.000
4	Ali'a Matava	F	6-0	Fr.	Las Vegas, Nevada	1.0	0.7	0.2	.269	.000	.375
5	Arielle Mackey-Williams	G	5-9	Jr.	Ngati Porou, New Zealand	-	-	-	-	-	-
15	McKinley Willardson	F	6-1	Fr.	Corona, California	0.6	0.2	0.2	1.000	.000	.500
20	Marina Mata	F	6-1	Fr.	Barbastro, Spain	0.2	0.2	0.0	.000	.000	1.000
21	Heather Hamson	F	6-3	Fr.	London, Utah	1.2	0.5	0.1	.625	.000	.600
24	Rose Bubakar	F	6-0	Jr.	Frederick, Maryland	3.0	1.8	0.8	.352	.143	.762
30	Lauren Davenport	G	5-11	Jr.	Idaho Falls, Idaho	6.2	3.1	1.0	.358	.361	.625



byucougars.com



1 Amari Whiting
5-10 | Guard | FR
Boise, Idaho



2 Kylie Krebs
5-6 | Guard | JR
Oahu, Hawai'i



4 Ali'a Mataavao
6-0 | Forward | FR
Las Vegas, Nevada



5 Arielle Mackey-Williams
5-9 | Guard | JR
Ngati Porou, New Zealand



10 Kailey Woolston
5-11 | Guard | FR
Highland, Utah



11 Kaylee Smiler
5-8 | Guard | SR
Hamilton, New Zealand



12 Lauren Gustin
6-1 | Forward | SR
Salem, Utah



15 McKinley Willardson
6-10 | Forward | FR
Los Angeles, California



20 Marina Mata
6-4 | Forward | FR
Barbastro, Spain



21 Heather Hamson
6-3 | Forward | JR
Lindon, Utah



24 Rose Bubakar
6-0 | Forward | JR
Frederick, Maryland




25 Emma Calvert
6-4 | Forward | JR
Farr West, Utah



30 Lauren Davenport
5-11 | Guard | JR
Idaho Falls, Idaho



 **Amber Whiting**
Head Coach



 **Lee Cummar**
Assistant Coach



 **Morgan Bailey**
Assistant Coach



 **John Wardenburg**
Assistant Coach



 **Josh Edwards**
Director of Player Development




 **Alli Winters**
Director of Video and Strategy



 **Natalie Lainhart**
Director of Basketball Operations




 **Steven Arnold**
Strength and Conditioning Coach



 **Jeff Hurst**
Head Trainer



 **Austin Rustand**
Director of Communications

#	Name	Position	Height	Year	Experience*	Hometown (Previous/HS)
1	Amari Whiting	G	5-10	Fr.	HS	Burley, Idaho (Burley HS)
2	Kylie Krebs	G	5-6	So.	2nd	Oahu, Hawaii (Glendale CC)
4	Ali'a Matavao	F	6-0	Fr.	HS	Las Vegas, Nevada (Liberty HS)
5	Arielle Mackey-Williams	G	5-9	Jr.	3rd	Ngati Porou, New Zealand (Tai Wananga Ki Ruakura)
10	Kailey Woolston	G	5-11	Fr.	HS	Highland, Utah (Lone Peak HS)
11	Kaylee Smiler	G	5-8	Sr.	5th	Hamilton, New Zealand (Mellville HS)
12	Lauren Gustin	F	6-1	Sr.	4th	Salem, Utah (Salt Lake CC)
15	McKinley Willardson	F	5-11	Fr.	HS	Corona, CA (Santiago HS)
20	Marina Mata	F	6-2	Fr.	HS	Barbastro, Spain (Barbastro Basketball Club)
21	Heather Hamson	F	6-3	Jr.	4rd	Lindon, Utah (Pleasant Grove HS)
24	Rose Bubakar	F	6-0	Jr.	3rd	Frederick, Maryland (Frederick HS)
25	Emma Calvert	F	6-4	Jr.	3rd	Farr West, Utah (Fremont HS)
30	Lauren Davenport	G	5-11	Jr.	3rd	Idaho Falls, Idaho (Boston)

Head Coach: Amber Whiting (BYU, 2001)
 Assistant Coach: Lee Cumnard (BYU, 2009)
 Assistant Coach: Morgan Bailey (BYU, 2015)
 Assistant Coach: John Wardenburg (BYU, 1986)
 Director of Player Development: Josh Edwards (Saint Catherine's College, 2011)
 Director of Video and Strategy: Alli Winters (M.A. Gonzaga, 2021)
 Director of Basketball Operations: Natalie Lainhart
 Graduate Assistant: Hailey Higgs (BYU, 2023)
 Athletic Trainer: Jeff Hurst (Bond, 1995)
 Strength and Conditioning Coach: Steven Arnold (Bond, 2018)
 Director of Communications: Austin Rustand (BYU, 2023)
 * Years played at the college level

ROSTER BY CLASSIFICATION

SENIORS (2)

Lauren Gustin..... F
 Kaylee Smiler G

JUNIORS (6)

Rose Bubakar F
 Emma Calvert F
 Lauren Davenport..... G
 Heather Hamson..... F
 Arielle Mackey-Williams G

SOPHOMORES (1)

Kylie Krebs..... G

FRESHMAN (5)

Marina Mata F
 A'lia Matavao..... F
 Amari Whiting..... G
 McKinley Willardson..... F
 Kailey Woolston..... G

ROSTER BY POSITION

Guards (7)

Lauren Davenport..... G
 Kylie Krebs..... G
 Arielle Mackey-Williams G
 Kaylee Smiler G
 Amari Whiting..... G
 Kailey Woolston..... G

Forwards (6)

Rose Bubakar F
 Emma Calvert F
 Heather Hamson..... F
 Marina Mata..... F
 A'lia Matavao..... F
 McKinley Willardson..... F

ROSTER BY STATE/COUNTRY

Arizona (1) Kylie Krebs..... Peoria	Nevada (1) A'lia Matavao..... Las Vegas
California (1) McKinley Willardson..... Corona	New Zealand (2) Arielle Mackey-Williams..... Ngati Porou Kailey Smiler Hamilton
Idaho (2) Lauren Davenport..... Idaho Falls Amari Whiting..... Burley	Spain (1) Marina Mata..... Barbastro
Maryland (1) Rose Bubakar..... Frederick	Utah (5) Emma Calvert Farr West Lauren Gustin..... Salem Heather Hamson..... Lindon Kailey Woolston..... Highland

PRONUNCIATION GUIDE

Rose Bubakar Rose boob-uh-car
 Marina Mata Marina Mott-uh
 Ali'a Matavao..... uh-LEE-uh mah-tuh-VOW
 Arielle Mackey-Williams AR-ee-EL Mack-ee - Williams
 Amari Whiting..... Ah-MAR-ee WHITE-ing

 Amber Whiting Amber WHITE-ing
 Lee Cumnard..... Lee cuh-MARD



BYU'S RECORD WHEN...

	2023-24	Whiting Era
Overall Record	11-8	27-25
Leading at Half	9-1	23-10
Trailing at Half	2-7	3-13
Tied at Half	0-0	0-1
Leading with 5:00 left (regulation)	10-0	26-0
Trailing or Tied with 5:00 left	1-8	1-24
In Overtime Games	1-0	1-1
BYU scores less than 60 points	1-3	1-12
BYU scores between 60-69	4-4	13-13
BYU scores between 70-79	5-2	12-2
BYU scores between 80-89	1-0	1-0
BYU scores between 90-99	0-0	0-0
BYU scores 100+ points	0-0	0-0
Opponent scores less than 60	7-1	21-5
Opponent scores between 60-69	3-0	4-7
Opponent scores between 70-79	1-2	2-7
Opponent scores between 80-89	0-5	0-6
Opponent scores between 90-99	0-0	0-0
Opponent scores 100+	0-0	0-0
Games decided by 3 points or less	1-1	1-3
Games decided by 4-9 points	2-1	5-7
Games decided by 10-19 points	5-5	14-12
Games decided by 20 or more points	3-1	7-3
BYU shot 40% or better	11-5	27-12
BYU shot 50% or better	4-5	11-3
Opponent shot 40% or better	1-6	4-18
Opponent shot 50% or better	0-3	0-5
BYU outshoots opponent	11-4	26-11
Opponent outshoots BYU	0-4	1-14
Teams shot equal FG percentage	0-0	0-0
BYU outrebounds opponent	10-4	25-13
Opponent outrebounds BYU	0-4	1-10
BYU, opponent tie in rebounds	1-0	1-1
BYU has a positive TO margin	0-1	4-2
BYU has a negative TO margin	11-7	22-23
BYU, opponent tie in TOs	0-0	1-0
One player in double figures	0-1	0-2
Two players in double figures	1-0	3-9
Three players in double figures	3-4	16-7
Four players in double figures	3-3	5-7
Five players in double figures	2-0	3-0
Six players in double figures	0-0	0-0
Coming off a win	7-4	15-11
Coming off a loss	3-4	10-13
Two-plus days between games	10-8	20-18
One day between games	0-0	5-6
Playing the next day	1-0	2-1
On Monday	0-0	0-3
On Tuesday	4-1	5-3
On Wednesday	0-4	2-4
On Thursday	1-0	7-1
On Friday	1-0	3-1
On Saturday	5-3	10-13
In November	6-1	8-6
In December	4-3	9-6
In January	1-4	6-6
In February	0-0	2-5
In March	0-0	2-2
vs. Ranked Opponents	0-2	0-7
MISCELLANEOUS STATS		
BYU's all-time record	929-548 (.629)	
BYU's all-time conference record	485-241 (.669)	
BYU's all-time overtime record		24-20
Number of 100-point games in BYU history		56
Number of 100-point games in Whiting era		0
Average attendance at Marriott Center		2,343

@byuwbb

BYU VS. TEXAS TECH: NOTES AND QUOTES

SHARING THE ROCK

The Cougars have assisted on 303 of 476 (.637) made field goals this season with a goal of assisting on 75 percent of made shots. BYU has had at least three or more players score in double figures in 15 of the first 19 contests.

THREE-POINT MARKSMAN

Kailey Woolston has burst on the scene in her first 17 games, being named the Big 12 Freshman of the Week twice (Nov. 20 & 27). Woolston is **2nd** in the conference, **10th** nationally in 3-point percentage at 45.5 percent, **2nd** in the conference and **13th** nationally in 3-point field goals made (50) and **3rd** in the conference, **40th** nationally in three-pointers per game (2.63).

FLOOR GENERAL

Coming off an ACL injury during her senior season at Timpview High School, Amari Whiting is averaging 11.1 points per game on 41.1 percent shooting, going 31.6 percent from downtown while grabbing 4.9 rebounds and leading the Cougars in assists at 3.9 per game.

DEFENSE + SCORING = WINS

Coach Whiting prides her team on their ability to defend. Her defense has held its first 9 opponents in 2023-24 to 66.1 points per game. BYU has held 11 of its 19 opponents to 66 or less points and is 10-1 in

such games.

BYU only scored more than 65 points in 15 of 33 games last year and garnered a 12-3 record when doing so. The Cougars have exceeded the 65-point threshold in 15 of their first 19 games and hold a 10-5 record when scoring 65 or more.

BIG 12 SHOOTING SLUMP

The Cougars shot a blistering 47.5 percent from the floor and 38.9 percent from three in non-conference play, a top-10 mark in the country, and top-2 in the Big 12.

In the first six games of the conference schedule, BYU has still been effective from the field, shooting 41.2 percent which ranks 7th in the Big 12. However, the Cougars have struggled from downtown, shooting 34.6 percent, dropping to fourth in the Big 12.

FAITH OVER FEAR

Coach Whiting spoke on the mantra of Faith over Fear saying, "That's me. I wear it every day, faith over fear, it's how I live my life. I feel like if you're prepared, and not just in basketball, but specifically in basketball when you go into a game you can't go into it fearful. You have to go into it fearless. The only way to get there is to make sure you've prepared and done everything up to that point."

MATCHUP BREAKDOWN

Last Meeting: Dec. 29, 1990
Location: Provo; UT

LAST 5 MEETINGS

Date	Score	Result	Location
12/15/84	76-92	Loss	(Neutral)
12/10/87	71-74	Loss	Lubbock, TX
12/30/88	76-74	Win	Provo, UT

BYU trails the all-time series 1-2
BYU leads 1-0 in Provo

TEXAS TECH: NOTES AND QUOTES

LAUNCHING FROM DEEP

The Lady Raiders lit it up from behind the arc in their win over No. 24 Iowa State on Wednesday, making 13 3-pointers. Texas Tech hadn't made that many three-point attempts in a single game since Feb. 1, 2020 in which they made 20 triples, the most in a game in program history.

The 13 threes against the Cyclones was the fourth time this season that the Lady Raiders have knocked down 10 or more in a game.

NEUTRALIZING THE THREE

Texas Tech's 46th-ranked three-point defense will be challenged on Saturday as the Cougars come in as the 20th-best three-point shooting team in the country at 37.3 percent. The Lady Raiders hold their opponents to 27.2 percent on the season.

RAIDERS OF THE LOST BASKETBALL

It will be imperative for the Cougars to protect the basketball as Texas Tech forces 20.3 turnovers per game on the year, good for 33rd in the country and 4th in the Big 12.

BYU has turned the ball over 18.0 times per contest this season and has struggled in its last three games. In games against

Houston, Cincinnati and Oklahoma State, the Cougars have coughed it up 65 (21.7/game) times resulting in 79 (26.3/game) points off turnovers for the opposition.

KRISTA GERLICH

Head Coach Krista Gerlich knows what winning looks like because she is a winner. She has led her teams (West Texas A&M, UT Arlington, Texas Tech) to winning seasons in 13 of her 18 seasons as the head coach.

Gerlich also has her jersey in the rafters of United Supermarkets Arena for her time as a player. She was a member of the 1993 Texas Tech team that won the National Championship.

SOPHOMORE SCORERS

Bailey Maupin leads the Lady Raiders in points and assists with 15.2 and 3.6, respectively. The second-year guard is part of an all-sophomore backcourt that combined for 29.8 points per game on 42.1 percent shooting.

Her backcourt mate Jasmine Shavers, a transfer from Mississippi State, shoots 41.7 percent from the floor, scores 14.6 per game and averages 1.4 steals per game while Maupin snatches 1.5 per game.



byucougars.com

●●● BYU WOMEN'S HOOPS

#1 Amari Whiting

Whiting comes to BYU as the 33rd-ranked recruit in the ESPN top 100 for the class of 2023. She was named the

Due to an ACL injury suffered in September 2022, Whiting missed her senior season and chose to graduate early to enroll at BYU in January 2023.

Amari is the daughter of head coach Amber Whiting making them the second parent-player combo to play at BYU, the first being former head coach Jeff Judkins and daughters Jamie (2006-10) and Jenna (2004-06).

Whiting originally committed to play at Oregon, but after coach Amber Whiting was hired at BYU she reopened her recruitment and committed to play for Amber at BYU. Because of the family dynamic, Amari never calls Coach Whiting mom while at practice or games. Instead, she always refers to her as Amber, Coach Whiting or Coach.

#2 Kylie Krebs

Krebs is a JUCO transfer who comes to BYU by way of Scottsdale Community College.

She comes off a season in which she averaged 5.2 points on 40.4 percent shooting, 3.6 rebounds and 0.8 assists.

#4 Ali'a Matavao

Matavao earned back-to-back Nevada Gatorade Player of the Year honors in 2022 and 2023. She was also named the 5A Player of the Year as well as selected to the Nevada 5A First Team All-Conference in 2022 and 2023.

The true freshman was named the Liberty High School Athlete of the Year in 2023 after competing in four sports; basketball, track and field, soccer and volleyball. She won state titles in the shot put and long jump, set the school record in the long jump, 4x100 and 4x200 relays and captained the basketball and volleyball teams all during the 2022-23 campaign.

#5 Arielle Mackey-Williams

Mackey-Williams was the third-leading scorer for BYU last season at 8.8 points on a 41.0 percent clip. She also averaged 1.9 rebounds and 2.2 assists per game during her sophomore campaign.

The rising junior also competed for the New Zealand Tall Ferns in the FIBA 3X3 Women's Series over the summer. She played in the Edmonton and Montreal stops and gained great experience leading up to the Cougars' first season as members of the Big 12 Conference.

#10 Kailey Woolston

Woolston was named the 2023 Utah Ms. Basketball after averaging 20.8 points, 7.9 rebounds, 2.1 assists, 1.8 steals and 0.4 blocks per game during her senior season.

The freshman set the all-time scoring mark at Lone Peak with 1,653 career points and holds three of the four highest scoring seasons in program history with 435 points during the 2020-21 season (sophomore), 452 in 2021-22 (junior) and 538 in 2022-23 (senior). She also secured the top 2 spots in total three-point field goals made in a season with 64 in 2021-22 and 78 in 2022-23 as well as the top spot for rebounds in a season with 209 during her senior campaign.

As a senior at Lone Peak High School, Woolston sustained an injury in her shooting wrist due to a rigorous practice

routine of shooting over 1,000 shots per day. During that season, she shot 52.2 percent from the field and 47.5 percent from three-point land en route to Gatorade Player of the Year honors.

#11 Kaylee Smiler

Smiler is a fifth-year senior and an unsung hero of this BYU squad. The graduate senior may not be as flashy or garner as many awards as some, but she is as reliable and tough as they come.

The New Zealand native often accepts the task of guarding the opposition's best player, and does so with tenacity and grit. She averaged nearly a steal and block per game a year ago while drawing multiple offensive fouls in crucial moments down the stretch in games.

Smiler cherishes her Maori heritage and participates in multiple clubs and groups on campus that strive to preserve and celebrate New Zealand's rich culture. More can be learned about her involvement in her episode of [Deep Blue](#).

In the Cougars' overtime win over Idaho State (Dec. 16), Smiler took an elbow to the side of her head late in the second quarter which created a two-inch laceration and lots of blood.

She was taken to the locker room where she received eight staples in the side of her head, was cleared by the team doctor to return to the game. She changed into a clean jersey and returned in the third quarter. Having only scored two points, both coming from the charity stripe, before the injury, Smiler returned to go 7-11 from the field making two threes, two rebounds, two assists and two steals in the win.

#12 Lauren Gustin

The Preseason All-Big 12 selection began her career at the University of Idaho but transferred to Salt Lake Community College before ever playing a game for the Vandals. Shortly before beginning her freshman season at SLCC, Gustin received a scholarship offer to attend BYU but decided to finish her season before transferring. After a successful stint at SLCC, she came to BYU and has started all 86 games she has appeared in. For more on her journey to BYU, check out her episode of [Deep Blue](#).

During the 2022-23 campaign, Lauren Gustin led all NCAA divisions, men's or women's, by grabbing 16.7 rebounds per contest. She finished second in total rebounds at 552 behind only LSU's Angel Reese who played in three more games. Her 552 rebounds bested the all-time BYU record of 462 set by BYU Hall of Famer and 1980 National Player of the Year Tina Gunn.

Gustin joined Gunn as the second player in Cougar history to record 1,000 points and 1,000 rebounds in a career. Gustin also recorded 27 double-doubles during her junior campaign, the second most in the country and matching Gunn's record of 27 double-doubles during the 1979-80 season in which she was named the National Player of the Year.

After graduating with her bachelor's degree this April, Gustin briefly entered the transfer portal this summer to explore her options as a graduate transfer before choosing to return to BYU for her final year of eligibility. She talked about her experience in the portal saying,

GAME STATS AND STORYLINES

"I'm more than happy with my decision. I think the whole experience was good for me and I don't regret going into the portal and seeing my options. Coming back to BYU has been such a great decision. My coaches and teammates have all been so great about everything and I couldn't be happier with my decision."

#15 McKinley Willardson

Willardson was a four-year starter and team captain at Santiago High School where she led her team to the 2023 California Division I State Championship. She scored 12.1 points while grabbing 8.9 rebounds per contest during her senior year while averaging 23 points, 12 rebounds and 3 blocks per game in the California State playoffs.

She holds the Santiago High School single-game scoring record with 48 points (as a sophomore) and was named the Citrus Belt Area Female Athlete of the Year in 2023.

#20 Marina Mata

Mata is a product of Barbaastro, Spain and is a product of Instituto Joaquim Blume en Barcelona

This past summer, Mata played for the Spanish national team in the FIBA U18 European Championship where she scored 11.2 points, grabbed 6.5 rebounds and dished 0.8 assists per contest.

#21 Heather Hamson

Heather Hamson is the third Hamson sister (Jennifer and Sara) to follow in their mother [Tresa Spaulding's](#) footsteps by donning a BYU jersey.

Tresa was a star for the Cougars from 1983-87, with [Jennifer Hamson](#) (2010-14) earning All-American honors in 2014 and [Sara](#) played from 2017-22. Tresa (494), Sara (472) and Jennifer (340) hold the top three spots in the all-time blocks for BYU with 1,306 blocks in all.

#24 Rose Bubakar

Bubakar is a rising junior who scored 6.7 points per game in 20.8 minutes per game a season ago. The Maryland native shot 44.6 percent from the field while pulling down 3.0 rebounds and dishing 1.0 assists per contest.

#25 Emma Calvert

Calvert was a staple in the BYU lineup last season as she started 28 of 33 games for the Cougars. She shot the highest percentage from three-point range of any BYU forward and led the team in blocks with 34.

The rising junior is enrolled in the Marriott School of Business and is in the middle of the dreaded "Junior Core" which consists of 24 intensive business credits. Most students take no other classes during the junior core, yet Calvert is playing a large role on a Big 12 basketball team while also maintaining a 3.71 GPA.

#30 Lauren Davenport

Davenport, a Boston University transfer, comes off a season where she played 20.0 minutes per game while scoring 5.9 points per game.

The rising junior chose to play for the Cougars in part because of BYU's closeness to her home in Idaho Falls, Idaho and her relationship with her younger brother who was diagnosed with Down Syndrome.

Davenport's brother Cole has been her best friend and inspiration throughout her basketball career.

	OVERALL	CONF.	AP	COACHES	NET	Q1	Q2	Q3	Q4	HOME	AWAY	NEUTRAL
	11-7	1-4	NR	NR	95	0-1	0-2	0-3	11-1	7-2	1-5	3-0
TEXAS TECH	14-5	3-3	NR	NR	62	0-2	2-0	2-2	10-1	11-1	1-2	2-2

As of Jan. 18, 2024



NCAA/BIG 12 TEAM STATISTICAL RANKINGS (AS OF 1/18/24)			
2023-24 Stats	NCAA	Big 12	Stat
Assist/Turnover Ratio	135	9	0.89
Assists/Game	58	8	15.9
Bench Points/Game	280	10	14.5
Blocks Per Game	63	4	4.2
Field Goal Percentage	46	7	45.4
Field Goal Defense	136	9	38.9
Fouls Per Game	207	10	17.4
Free Throw Attempts/Game	91	8	18.68
Free Throw Percentage	337	14	62.0
Free Throws Made/Game	183	11	11.58
Rebound Margin	35	6	7.6
Rebounds/Game (Def.)	27	5	29.5
Rebounds/Game (Off.)	237	12	10.8
Rebounds/Game	70	8	40.32
Scoring Defense	222	12	66.1
Scoring Margin	178	13	2.8
Scoring Offense	129	12	68.9
Steals/Game	330	13	5.6
Three Point Attempts/Game	177	10	19.3
Three Point Percentage	20	4	37.3
Three Point Defense	247	13	32.5
Three Pointers/Game	82	7	7.2
Turnover Margin	336	13	-5.63
Turnovers Forced/Game	340	13	12.37
Turnovers/Game	271	13	18.0
Winning Percentage	150	12	57.9

2023-24 BIG 12 PRESEASON POLL/ALL-BIG 12 TEAM			
Team (First Place Votes)	Points		
1. Texas (12)	168		
2. Baylor (2)	148		
3. Kansas -	138		
4. K-State	133		
5. Oklahoma	121		
6. Iowa State	107		
7. Oklahoma State	99		
8. West Virginia	80		
9. TCU	77		
10. Texas Tech	63		
11. BYU	56		
12. Houston	45		
13. Cincinnati	22		
14. UCF	18		

Player	Yr.	Pos.	School
Sarah Andrews*	Sr.	G	Baylor*
Darianna Littlepage-Buggs	So.	G/F	Baylor
Emily Ryan	Sr.	G	Iowa State
Zakiyah Franklin	Sr.	G	Kansas
Taiyanna Jackson*	Sr.	C	Kansas
Gabby Gregory*	Sr.	G	Kansas State
Ayoka Lee	Sr.	C	Kansas State
Skylar Vann	Sr.	F	Oklahoma
DeYona Gaston	Sr.	F	Texas
Rori Harmon*	Jr.	G	Texas
JJ Quinerly	Jr.	G	West Virginia

*Unanimous Selection
Preseason Player of the Year

Career Div. I Record: 16-17 (2nd season)
 Assistant Coach: Lee Cumnard (BYU, 2009)
 Assistant Coach: Morgan Bailey (BYU, 2015)
 Assistant Coach: John Wardenburg (MBA, Southern Utah, 2021)
 Director of Basketball Operations: Natalie Lainhart

BYU History
 First Year of Basketball: 1972
 All-Time Record: 920-540 (.630)
 All-time Conference Record: 484-236 (.672)
 Winning Seasons: 42 of 51 (last 2021-22)
 Regular Season Conference Championships: 13 (last 2021-22)
 Postseason Appearances: 27
 Total NCAA Appearances: 12 (6-15)
 Last NCAA Appearance: 2022
 First Round: L vs. No. 11 seed Villanova (57-61)
 Total WNIT Appearances: 9 (10-8)
 Last WNIT Appearance: 2022
 First Round: Loss vs. Rice (67-71)

BIG 12 WEEKLY HONORS	
Big 12 Player of the Week	Big 12 Freshman of the Week
Nov. 13 - Madison Conner, TCU	Nov. 13 - Stailie Heard, OSU
Nov. 20 - Ayoka Lee, Kansas State	Nov. 20 - Kailey Woolston, BYU
Nov. 27 - Sedona Prince, TCU	Nov. 27 - Kailey Woolston, BYU
Dec. 4 - Rori Harmon, Texas	Dec. 4 - Madison Booker, Texas
Dec. 11 - JJ Quinerly, West Virginia	Dec. 11 - S'Mya Nichols, Kansas
Dec. 18 - Harmon (UT)/Lee (KSU)	Dec. 18 - Audi Crooks, Iowa State
Dec. 26 - Sedona Prince, TCU	Dec. 26 - Stailie Heard, Iowa State
Jan. 2 - Jada Walker, Baylor	Jan. 2 - Audi Crooks, Iowa State
Jan. 8 - Lee (KSU)/Booker (UT)	Jan. 8 - Addy Brown, Iowa State
Jan. 15 - S'Mya Nichols, Kansas	Jan. 15 - Audi Crooks, Iowa State

University Information
 Location: Provo, Utah
 Elevation: 4,551 feet
 Enrollment: 34,737
 Founded: October 16, 1875
 Owned: The Church of Jesus Christ of Latter-day Saints
 Nickname: Cougars
 Mascot: Cosmo the Cougar
 Colors: Blue and White (Royal/Navy Blue)
 Arena (capacity): Marriott Center (18,987)
 Conference: Big 12 Conference
 BYU President: C. Shane Reese (BYU, 1994)
 Athletics Director: Tom Holmoe (BYU, 1983)
 Athletic Website: BYUCougars.com

BIG 12/NCAA INDIVIDUAL STATISTICAL RANKINGS (AS OF 1/18/24)				
2023-24 Stats	Top Player	NCAA	Big 12	Stat
Assist/Turnover Ratio	Amari Whiting	158	14	1.48
Assists/Game	Amari Whiting	141	8	3.9
Blocks/Game	Emma Calvert	64	4	1.68
Double Doubles	Lauren Gustin	1	1	17
Field Goal %	Lauren Gustin	61	7	52.9
Free Throw %	--	--	--	--
Minutes/Game	Lauren Gustin	23	2	35.78
Points/Game	Lauren Gustin	67	6	294
Rebounds	Lauren Gustin	1	1	289
Rebounds/Game (Def)	Lauren Gustin	1	1	10.3
Rebounds/Game (Off)	Lauren Gustin	5	1	4.9
Rebounds/Game	Lauren Gustin	1	1	15.2
Three Point %	Kailey Woolston	13	2	45.5
Three Pointers Made	Kailey Woolston	10	2	50
Three Pointers/Game	Kailey Woolston	40	3	2.63

2023-24 Preview
 Lettermen Returning/Lost: 6/5
 Newcomers: 7
 Starters Returning/Lost: 4/1
 Returning Scoring: 71.9% (1,511 of 2,102)
 Returning Rebounding: 72.4% (905 of 1,250)
 Returning Assists: 60.9% (286 of 470)
 Returning Blocks: 71.1% (86 of 121)
 Returning Steals: 71.7% (129 of 180)
 Returning Minutes: 72.4% (4,695 of 6,625)

BYU Coaching Staff
 Head Coach: Amber Whiting
 Alma Mater: BYU (2001)
 Record at School: 16-17 (2nd year)

Media Information
 Radio Station: BYU Sports Network
 BYU Radio 107.9 FM, BYURadio.org and BYU Radio App
 Play-by-Play Announcer: Jason Shepherd

Media Relations
 Women's Basketball Contact: Austin Rustand
 Cell Phone: 520-989-1799
 Email: austin_rustand@byu.edu

BIG 12 STANDINGS (AS OF 1/18/24)										
	Big 12	Pct.	Home	Away	Overall	Pct.	Home	Road	Neutral	Streak
Kansas State	6-0	1.000	3-0	2-0	17-1	.944	10-0	4-0	3-1	W11
Iowa State	6-1	.857	3-0	2-1	12-5	.706	9-1	3-2	0-2	L1
Oklahoma	4-1	.800	3-0	1-1	10-6	.625	7-2	3-1	0-3	W1
Texas	4-2	.667	2-1	2-1	17-2	.895	10-1	4-1	3-0	W1
West Virginia	4-2	.667	2-1	2-1	15-2	.882	9-1	3-1	3-0	W2
Oklahoma State	4-2	.667	2-1	2-1	11-6	.647	8-1	3-2	0-3	W1
Baylor	3-2	.600	2-0	1-2	14-2	.875	9-0	2-2	3-0	L2
Texas Tech	3-3	.500	2-1	1-2	14-5	.737	11-1	1-2	2-2	W1
Houston	2-4	.333	2-1	0-3	11-6	.647	9-2	2-4	0-0	L1
Kansas	2-4	.333	2-1	0-3	9-8	.592	7-1	1-5	1-2	L1
Cincinnati	1-4	.200	1-1	0-3	9-7	.562	6-2	2-3	1-2	L1
BYU	1-5	.167	1-2	0-3	11-8	.579	7-2	1-6	3-0	L1
TCU	1-6	.143	1-1	0-3	14-4	.778	12-1	0-3	2-0	L4
UCF	0-5	.000	0-3	0-2	9-6	.600	6-4	0-2	3-0	L5



AP TOP 25 POLL (1/15/24)

No.	Team (First Place)	Ovr.	Pts.	Prev.
1.	South Carolina (36)	16-0	900	1
2.	Iowa	17-1	843	3
3.	Colorado	15-1	814	5
4.	NC State	15-1	777	6
5.	UCLA	14-1	750	2
6.	USC	13-1	744	9
7.	Kansas State	17-1	692	12
8.	Stanford	15-2	608	8
9.	UConn	14-3	597	13
10.	LSU	16-2	537	7
11.	Texas	16-2	515	10
12.	Baylor	14-2	492	4
13.	Louisville	15-2	460	15
14.	Virginia Tech	13-3	419	11
15.	Florida State	14-4	365	21
16.	Indiana	14-2	351	14
17.	Gonzaga	16-2	345	16
18.	Ohio State	13-3	336	17
19.	Notre Dame	12-3	301	18
20.	Utah	12-5	187	19
21.	Creighton	13-3	144	22
22.	Marquette	15-2	129	23
23.	North Carolina	12-5	106	20
24.	Iowa State	12-4	80	NR
25.	UNLV	14-1	69	25

RECEIVING VOTES: Oregon St. 59, West Virginia 29, Syracuse 25, Vanderbilt 8, Princeton 7, Auburn 5, Fairfield 4, Michigan St. 2.

USA TODAY COACHES POLL (1/16/24)

No.	Team (First Place)	Ovr.	Pts.	Prev.
1.	South Carolina (32)	16-0	800	1
2.	Iowa	17-1	763	3
3.	Colorado	15-1	726	5
4.	USC	13-1	692	6
5.	UCLA	14-1	656	2
5.	NC State	15-1	656	9
7.	Kansas State	17-1	591	12
8.	Stanford	15-2	549	8
9.	LSU	16-2	516	4
10.	UConn	14-3	511	14
11.	Texas	16-2	449	10
12.	Louisville	15-2	444	15
13.	Baylor	14-2	406	7
14.	Virginia Tech	13-3	368	11
15.	Ohio State	13-3	343	16
16.	Indiana	14-2	341	13
17.	Gonzaga	16-2	308	17
18.	Florida State	14-4	272	20
19.	Notre Dame	12-3	231	19
20.	Utah	12-5	187	18
21.	Creighton	13-3	159	21
22.	Marquette	15-2	135	23
23.	UNLV	14-1	83	25
24.	North Carolina	12-5	57	22
25.	Syracuse	14-2	47	NR

RECEIVING VOTES: Oregon State 26; Iowa State 22; Princeton 20; Vanderbilt 16; West Virginia 8; Miami (FL) 7; Maryland 4; Green Bay 4; Michigan State 3;

BYU VS. RANKED OPPONENTS (SINCE THE 2000-2001 SEASON)

Vs	Overall	Home	Away	Neutral	Last Meeting	Last Win
#1	0-2	0-1	0-0	0-1	L, 51-70 vs. UConn (3/29/14) NCAA Tournament Sweet 16	_____
#2	0-1	0-0	0-1	0-0	L, 34-80 at UConn (11/27/07)	_____
#3	0-0	0-0	0-0	0-0		
#4	0-1	0-0	0-0	0-1	L, 34-65 vs. Oregon State (12/19/19)	_____
#5	0-0	0-0	0-0	0-0		
#6	0-2	0-0	0-1	0-1	L, 54-69 at Duke (11/13/10)	
#7	0-2	0-0	0-1	0-1	L, 63-72 at Stanford (3/25/19) NCAA Tournament 2nd Round	_____
#8	0-2	0-1	0-0	0-1	L, 53-86 vs. Louisville (3/21/15) NCAA Tournament 1st Round	_____
#9	0-1	0-1	0-0	0-0	L, 70-82 - Washington (12/22/16)	_____
#10	1-0	0-0	1-0	0-0	W, 75-69 at Iowa State (2/18/2002)	Same
#11	1-1	0-0	1-0	0-1	L, 46-52 vs. Arizona (3/24/21) NCAA Tournament 2nd Round	55-52 at Stanford (11/13/06)
#12	3-2	1-0	0-2	2-0	L, 68-87 at Utah (12/2/23)	82-68 vs. Gonzaga (3/12/19) WCC Championship
#13	3-0	1-0	1-0	1-0	W, 66-64 at Gonzaga (2/16/19)	Same
#14	0-1	0-0	0-0	0-1	L, 42-43 vs. Gonzaga (3/9/21) WCC Championship Game	_____
#15	2-1	1-1	0-0	1-0	W, 56-42 - Wyoming (2/2/08)	Same
#16	3-4	2-2	0-1	1-1	L, 64-79 vs. Gonzaga (3/6/23) WCC Tournament Semi-Final	61-56 - Gonzaga (2/18/21)
#17	1-3	0-1	0-1	1-1	W, 61-54 vs. Florida State (11/25/21)	Same
#18	0-3	0-1	0-1	0-1	L, 51-58 vs. Gonzaga (2/25/23)	_____
#19	1-4	1-0	0-2	0-2	L, 56-63 at Gonzaga (2/2/21)	70-40 - Gonzaga (2/9/12)
#20	1-0	1-0	0-0	0-0	W, 62-52 vs. Gonzaga (2/15/14)	Same
#21	1-2	0-0	0-2	1-0	W, 69-66 vs. Rutgers (3/22/21) NCAA Tournament 1st Round	Same
#22	2-1	0-0	1-1	1-0	W, 58-57 vs. West Virginia (11/27/21)	Same
#23	0-5	0-3	0-2	0-0	L, 67-81 at TCU (12/30/23)	_____
#24	1-3	0-0	0-2	1-1	L, 45-70 at California (12/16/17)	90-52 vs. Florida (3/12/19) WCC Championship
#25	0-3	0-2	0-0	0-1	L, 57-61 - New Mexico (1/17/09)	_____
Total	20-44	7-13	4-17	9-14	L, 67-81 at TCU (12/30/23)	W, 58-57 vs. West Virginia (11/27/21)

at Opponent (Away) - Opponent (Home) vs. Opponent (Neutral Site)



2022-23 SCORING BY QUARTER (BYU-OPPONENT)

Opponent	1Q	FG%	+/-	2Q	FG%	+/-	3Q	FG%	+/-	4Q	FG%	+/-	OT	FG%	+/-	Final	FG%	+/-
at Montana State	8-19	25.0-31.3	-6.3	17-13	36.4-36.4	0.0	24-18	56.3-44.4	+11.9	19-10	50.0-18.8	+31.2	--	--	--	68-60	42.9-32.8	+10.1
Weber State	22-8	81.8-27.3	+54.5	23-6	53.3-16.7	+36.6	16-20	66.7-33.3	+33.4	16-15	37.5-30.8	+6.7	--	--	--	77-49	56.9-32.7	+24.2
Utah Valley	16-13	42.9-35.7	+7.2	18-8	50.0-33.3	+16.7	14-11	31.3-23.1	+8.2	11-12	38.5-23.5	+15.0	--	--	--	59-44	40.7-28.6	+12.1
vs. Wake Forest!	16-5	50.0-12.5	+37.5	17-10	70.0-23.1	+46.9	14-8	35.7-22.2	+13.5	20-21	42.9-46.7	-3.8	--	--	--	67-44	48.0-25.8	+22.2
vs. Saint Louis!	21-14	50.0-21.1	+28.9	18-19	42.9-41.7	+1.2	27-17	52.9-54.5	-1.6	21-16	61.5-16.7	+44.8	--	--	--	87-66	51.7-30.0	+21.7
LMU	17-13	60.0-41.7	+18.3	18-17	63.6-37.5	+26.1	19-12	46.7-41.7	+5.0	20-16	60.0-38.9	+21.1	--	--	--	74-58	57.4-39.7	+17.7
at Wyoming	19-28	50.0-60.0	-10.0	9-13	30.8-42.9	-12.1	19-14	63.6-50.0	+13.6	27-31	68.8-57.1	+11.7	--	--	--	74-86	53.8-53.2	+0.6
at Utah	17-27	41.2-56.3	-15.1	15-25	42.9-52.9	-10.0	19-18	47.1-53.8	-6.7	17-17	43.8-50.0	-6.2	--	--	--	68-87	43.8-53.4	-9.6
Utah State	20-8	50.0-20.0	+30.0	19-21	46.2-57.1	-10.9	22-21	27.3-41.2	-13.9	22-21	55.6-41.2	+14.4	--	--	--	72-66	45.1-39.0	+6.1
Boise State	15-13	42.9-33.3	+9.6	22-13	50.0-33.3	+16.7	16-11	42.9-25.0	+17.9	12-13	27.3-30.8	13.1	--	--	--	65-50	42.1-30.3	+11.8
Idaho State	22-19	46.7-42.1	+4.6	12-18	25.0-42.1	-17.1	13-20	38.5-61.5	-23.0	23-13	57.1-25.0	+32.1	9-6	33.3-14.3	+19.0	79-76	41.7-40.0	+1.7
at Missouri State	21-16	57.1-40.0	+17.1	9-16	30.0-45.5	-15.5	16-16	62.5-54.5	+8.0	9-8	28.6-25.0	+3.6	--	--	--	55-56	43.5-39.6	+3.9
vs. Nevada^	14-16	60.0-46.7	+13.3	18-6	44.4-13.3	+31.1	19-12	58.3-27.8	+30.5	21-25	54.5-50.0	+4.5	--	--	--	72-59	52.9-35.3	+17.6
at TCU*	13-22	36.4-53.3	-16.9	18-17	43.8-50.0	-6.2	12-24	26.3-62.5	-36.2	24-18	50.0-37.5	+12.5	--	--	--	67-81	38.7-50.0	-11.3
Oklahoma*	8-18	15.0-36.8	-21.8	15-22	31.3-56.3	-25.0	23-18	41.2-38.1	+3.1	17-17	31.3-26.3	+5.0	--	--	--	63-75	29.0-38.7	-9.7
Iowa State*	16-20	50.0-46.7	+3.3	17-10	57.1-31.3	+25.8	18-25	43.8-47.1	-3.3	24-25	47.6-57.1	-9.5	--	--	--	75-80	49.2-45.2	+4.0
at Houston*	12-21	45.5-53.3	-7.8	13-13	60.0-23.1	+36.9	19-17	41.7-42.9	-1.2	25-28	52.6-53.3	-0.7	--	--	--	69-79	50.0-43.9	+6.1
Cincinnati*	13-12	46.2-29.4	+16.8	25-14	52.9-38.5	+14.4	13-18	40.0-46.2	-6.2	17-14	50.0-25.0	+25.0	--	--	--	68-58	48.1-33.9	+14.2
at Oklahoma State*	8-18	23.1-50.0	-26.9	14-27	60.0-58.8	+1.2	18-20	40.0-46.7	-6.7	10-17	21.4-23.1	-1.7	--	--	--	50-82	34.6-45.8	-11.2
Texas Tech*																		
at Kansas State*																		
at Kansas*																		
West Virginia*																		
Baylor*																		
at Cincinnati*																		
at UCF*																		
Kansas*																		
TCU*																		
at Iowa State*																		
Houston*																		
at Texas*																		
Big 12 Tournament																		
Big 12 Tournament																		
Big 12 Tournament																		
Averages	15.7-16.3	46.0-38.8	+7.2	16.7-15.2	46.9-38.6	+8.3	17.9-16.8	45.4-43.0	+2.4	18.7-17.7	46.3-35.6	+10.6	9.0-6.0	33.3-14.3	+19.0	68.9-66.1	45.8-38.8	+7.0

! North Shore Classic * Big 12 Games ^Played at Missouri State

2022-23 OFFENSIVE TRENDS (BYU-OPPONENT)

Opponent	Points Off TO	Points/Paint	2nd Chance Points	Fastbreak Points	Bench Points	Big Run	Big Lead	
at Montana State	14	18	18	26	8	6	9	
Weber State	22	12	40	16	7	0	13	
Utah Valley	13	10	32	22	13	2	2	
vs. Wake Forest!	15	17	26	24	16	9	4	
vs. Saint Louis!	10	8	28	10	14	2	12	
LMU	17	9	32	30	7	6	7	
at Wyoming	9	13	38	48	4	20	13	
at Utah	11	14	40	26	9	6	3	
Utah State	23	14	28	32	3	6	19	
Boise State	11	10	30	28	4	7	10	
Idaho State	21	24	34	26	15	16	15	
at Missouri State	14	28	24	30	9	10	1	
vs. Nevada^	12	12	36	30	14	10	6	
at TCU*	5	12	20	38	5	10	7	
Oklahoma*	7	18	20	36	14	20	11	
Iowa State*	17	8	42	24	13	21	6	
at Houston*	11	27	36	28	13	10	8	
Cincinnati*	20	14	32	20	9	5	6	
at Oklahoma State*	17	38	26	42	8	7	8	
Texas Tech*								
at Kansas State*								
at Kansas*								
West Virginia								
Baylor								
at Cincinnati*								
at UCF*								
Kansas*								
TCU*								
at Iowa State*								
Houston								
at Texas								
Big 12 Tournament								
Big 12 Tournament								
Big 12 Tournament								
Per Game/Total	14.2 (269)	16.1 (306)	30.6 (582)	28.2 (536)	9.7 (185)	9.1 (173)	7.9 (150)	
Led/Trailed/Tied Record	Led: 8 (7-1) Trail: 10 (3-7) Tied: 1 (1-0)	Led: 12 (9-3) Trail: 7 (2-5) Tied: 0 (0-0)	Led: 11 (8-3) Trail: 8 (3-5) Tied: 0 (0-0)	Led: 8 (8-0) Trail: 7 (2-4) Tied: 4 (1-3)	Led: 6 (3-3) Trail: 13 (8-5) Tied: 0 (0-0)			



A LOOK INTO THE STARTING 5					
Opponent	(1)	(2)	(3)	(4)	(5)
at Montana State	1. Whiting	10. Woolston	11. Smiler	30. Davenport	12. Gustin
Weber State	1. Whiting	10. Woolston	11. Smiler	30. Davenport	12. Gustin
Utah Valley	1. Whiting	10. Woolston	11. Smiler	30. Davenport	12. Gustin
vs. Wake Forest!	1. Whiting	10. Woolston	11. Smiler	30. Davenport	12. Gustin
vs. Saint Louis!	1. Whiting	10. Woolston	11. Smiler	30. Davenport	12. Gustin
LMU	1. Whiting	10. Woolston	11. Smiler	30. Davenport	12. Gustin
at Wyoming	1. Whiting	10. Woolston	11. Smiler	30. Davenport	12. Gustin
at Utah	1. Whiting	3. Falatea	10. Woolston	11. Smiler	12. Gustin
Utah State	1. Whiting	10. Woolston	11. Smiler	30. Davenport	12. Gustin
Boise State	1. Whiting	10. Woolston	11. Smiler	12. Gustin	25. Calvert
Idaho State	1. Whiting	10. Woolston	11. Smiler	12. Gustin	25. Calvert
at Missouri State	1. Whiting	10. Woolston	11. Smiler	12. Gustin	25. Calvert
vs. Nevada^	1. Whiting	10. Woolston	30. Davenport	12. Gustin	25. Calvert
at TCU*	1. Whiting	10. Woolston	11. Smiler	12. Gustin	25. Calvert
Oklahoma*	1. Whiting	10. Woolston	11. Smiler	12. Gustin	25. Calvert
Iowa State*	1. Whiting	10. Woolston	11. Smiler	12. Gustin	25. Calvert
at Houston*	1. Whiting	10. Woolston	11. Smiler	12. Gustin	25. Calvert
Cincinnati*	1. Whiting	10. Woolston	11. Smiler	12. Gustin	25. Calvert
at Oklahoma State*	1. Whiting	10. Woolston	11. Smiler	12. Gustin	25. Calvert
Texas Tech*					
at Kansas State*					
at Kansas*					
West Virginia*					
Baylor*					
at Cincinnati*					
at UCF*					
Kansas*					
TCU*					
at Iowa State*					
Houston*					
at Texas*					
Big 12 Tournament					
Big 12 Tournament					
Big 12 Tournament					
Win-Loss Record	(1)	(2)	(3)	(4)	(5)
8-1	1. Whiting	10. Woolston	11. Smiler	30. Davenport	12. Gustin
2-6	1. Whiting	10. Woolston	11. Smiler	12. Gustin	25. Calvert
1-0	1. Whiting	10. Woolston	30. Davenport	12. Gustin	25. Calvert
0-1	1. Whiting	3. Falatea	10. Woolston	11. Smiler	12. Gustin

DOUBLE-DOUBLE TRACKER					
Player	Season	Career	Last	Pts	Reb.
Lauren Gustin	17	73	at Oklahoma St. (1/17/24)	10	10
Emma Calvert	1	1	Cincinnati (1/13/24)	11	10
Amari Whiting	1	1	Idaho State (12/16/23)	14	12
Kailey Woolston	1	1	Utah Valley (11/14/23)	19	10
BYU Total	20	76	at Oklahoma St. (1/17/24)	10	10

*Includes double-doubles at previous NCAA Division I schools

GAMES PLAYED/STARTED				
Player	Season		Career	
	GP	GS	GP	GS
11. Kaylee Smiler	18 (10-8)	18 (10-8)	122	47
12. Lauren Gustin	19 (11-8)	19 (11-8)	105	105
25. Emma Calvert	19 (11-8)	9 (4-6)	75	38
24. Rose Bubakar	19 (11-8)	0 (0-0)	70	11
5. Arielle Mackey-Williams	0 (0-0)	0 (0-0)	52	24
30. Lauren Davenport	19 (11-8)	9 (8-1)	63*	23*
21. Heather Hamson	12 (9-3)	0 (0-0)	32	0
1. Amari Whiting	19 (11-8)	19 (11-8)	19 (11-8)	19 (11-8)
10. Kailey Woolston	19 (11-8)	19 (11-8)	19 (11-8)	19 (11-8)
4. Ali'a Matavao	17 (11-6)	0 (0-0)	17 (11-6)	0
20. Marina Mata	11 (8-3)	0 (0-0)	11 (8-3)	0
15. McKinley Willardson	5 (3-2)	0 (0-0)	5 (3-2)	0
2. Kylie Krebs	1 (1-0)	0 (0-0)	1 (1-0)	0

*Includes games played and starts at previous NCAA Division I schools





AMBER WHITING

HIGHLIGHTS

- Won 2022 state championship at Burley High School (Idaho)
- 2022 4A Idaho Statesman Coach of the Year
- Conference Coach of the Year
- Back-to-back region titles in 2021 and 2022
- 70-37 record in four seasons at Burley High School

Shoe Circuit for the Natalie Williams Basketball Academy.

Whiting was the director of Utah Hard Knox, one of the most successful AAU programs in Utah, consistently producing Division I talent for both men's and women's programs across the state.

A standout at Snow College, Whiting was the team MVP for two straight years and was an All-America honorable mention in 1999 as a member of the SWAC All-Tournament team. She led team in scoring and assists and was honored as the Female Athlete of the Year in 1997 at Fremont High School.

Whiting was an All-Region Team selection in back-to-back season with the Badgers. Following her two-year career with Snow College, Whiting went on to play one season at Weber State where she averaged 5.0 points per game before transferring to BYU for the 2000-01 season.

Whiting graduated from BYU with a degree and teaching credential in history in 2001 with a minor in psychology. She went on to earn a master's degree in professional learning communities from Grand Canyon University.

She is married to former NJCAA All-American men's player Trent Whiting, who played at Snow College and Utah before finishing his collegiate career at BYU in 2001 where he averaged 14.2 points per game and was an all-conference selection. Trent played professionally overseas in Italy for 12 years.

Whiting, from Ogden, Utah, is the seventh head coach of BYU women's basketball since becoming an NCAA program in 1972. The 2023-24 season will be Whiting's second season at the helm of the program that posted a 16-17 record in her first season.

Whiting served as the head coach of the Burley High School girls team in Idaho from 2018-2022 where she won the 2022 state championship, just the third in school history. She was named the 4A Idaho Statesman Coach of the Year, the conference coach of the year and helped the Bobcats to back-to-back region titles.

While at Burley, Whiting took a program with just five wins in her first year to improvement every season including three consecutive 20-win seasons, culminating in a 25-1 campaign and title run in 2021-22. Whiting's record as a head coach at Burley was 70-37 over four seasons.

In addition to coaching at the high school level, Whiting was also the head coach for the Adidas 17U 3SSB Select Team for the Spring/Summer

WHITING'S SECOND CAMPAIGN

EDUCATION

- BYU (2001, B.A. in Elementary Education)
- Grand Canyon (Professional Learning Communities)
- Newport High School in Bellevue, Wash. (1991)

COACHING EXPERIENCE

- BYU Head Coach (2022-present)
- Burley High School Head Coach (2018-22)
- Utah Hard Knox – Director
- Adidas 17U 3SSB Select Team - Natalie Williams Basketball Academy

PLAYING CAREER

Played two seasons at Snow College (1997-99)

- Team MVP for two-straight seasons
- 1999 All-American Honorable Mention
- 1999 SWAC All-Tournament Team
- Led the Badgers in scoring and assists
- 1998 and 1998 All-Region Team selection

Played one season at Weber State (1999-2000)

- Averaged 5.0 points per game
- Played one season at BYU (2000-01)

WHITING'S HEAD COACHING RECORD

Season	School	Overall	Pct.	Home	Pct.	Away	Pct.	Neutral	Pct.	Conf.	Pct.	Conf. Tourney	WNIT	NCAA
2022-23	BYU	16-17	.485	7-9	.438	6-6	.500	3-2	.600	9-9	.500	2-1	0-1	--
2023-24	BYU	11-8	.579	7-2	.778	1-6	.143	3-0	1.000	1-5	.000	---	---	--
CAREER	BYU	27-25	.519	14-11	.560	7-12	.368	6-2	.750	10-14	.417	2-1	0-1	--



WHITING VS. ALL OPPONENTS

Opponent	Overall	Last Meeting	Score	Next Meeting
Ball State	0-1	Nov. 26, 2022	L, 61-56	
Baylor	---	---	---	Feb. 7, 2024
Boise State	2-0	Dec. 9, 2023	W, 65-50	
Carroll College	1-0	Nov. 23, 2022	W, 71-47	
Cincinnati	1-0	Jan. 13, 2024	W, 68-58	Feb. 10, 2024
Colorado	---	---	---	Dec. 13, 2023
Colorado State	0-1	Nov. 8, 2022	L, 82-62	
Gonzaga	0-3	Mar. 6, 2023	L, 79-64	
Houston	0-1	Jan. 10, 2024	L, 69-79	Feb. 28, 2024
Idaho State	1-0	Dec. 16, 2023	W, 79-76 OT	
Iowa State	0-1	Jan. 6, 2024	L, 75-80	Feb. 24, 2024
Kansas	---	---	---	Jan. 31, 2024
Kansas State	---	---	---	Jan. 27, 2024
LMU	3-0	Nov. 25, 2023	W, 74-58	
Missouri State	0-1	Dec. 20, 2023	L, 55-56	
Montana State	1-1	Nov. 7, 2023	W, 68-60	
Monmouth	1-0	Dec. 21, 2022	W, 70-50	
Oklahoma	0-2	Jan. 17, 2024	L, 75-63	
Oklahoma State	---	Jan. 17, 2024	L, 50-82	
Nevada	---	Dec. 21, 2023	W, 72-59	
Pacific	1-1	Jan. 28, 2023	L, 79-66	
Pepperdine	2-1	Mar. 3, 2023	W, 74-59	
Portland	0-2	Feb. 27, 2023	L, 61-49	
Rice	0-1	Mar. 17, 2023	L, 71-67	
Saint Louis	1-0	Nov. 21, 2023	W, 87-66	
Saint Mary's	2-0	Jan. 26, 2023	W, 74-59	
San Diego	1-1	Feb. 4, 2023	L, 52-49	
San Francisco	2-1	Mar. 4, 2023	W, 66-56	
Santa Clara	1-1	Feb. 16, 2023	W, 78-72	
TCU	0-1	Dec. 30, 2023	L, 67-81	Feb. 21, 2024
Texas	---	---	---	Mar. 2, 2024
Texas Tech	---	---	---	Jan. 20, 2024
Troy	0-1	Nov. 19, 2022	L, 68-62	
UCF	---	---	---	Feb. 13, 2024
Utah	0-2	Dec. 2, 2023	L, 68-87	
Utah State	1-0	Dec. 5, 2023	W, 72-66	
Utah Valley	1-0	Nov. 14, 2023	W, 59-44	
Wake Forest	1-0	Nov. 18, 2023	W, 67-44	
Washington State	1-0	Nov. 18, 2022	W, 65-56	
Weber State	1-0	Nov. 10, 2023	W, 77-49	
West Virginia	---	---	---	Feb. 3, 2024
Westminster	1-0	Oct. 27, 2022	W, 72-51 (Exh.)	
Wyoming	0-1	Nov. 28, 2023	L, 74-86	
Overall	27-25	Home	14-11	Road
Career Record			7-12	Neutral
				6-2



WHITING VS. RANKED OPPONENTS

Rank	Opponent	Score	Date		
12	at Utah	L, 68-87	Dec. 2, 2023		
15	Utah	L, 76-59	Dec. 10, 2022		
16	Gonzaga	L, 74-69	Mar. 6, 2023		
16	Oklahoma	L, 77-66	Nov. 18, 2023		
18	Gonzaga	L, 58-51	Feb. 25, 2023		
23	at TCU	L, 67-81	Dec. 30, 2023		
23	Gonzaga	L, 67-58	Dec. 17, 2023		
No. 1-5	No. 6-10	No. 11-15	No. 16-20	No. 21-25	Overall
0-0	0-0	0-3	0-3	0-2	0-8

WHITING VS. ALL CONFERENCES

ACC	1-0	Missouri Valley	0-1
American Athletic	0-1	Mountain West	6-2
Atlantic 10	1-0	Non D-1	1-0
Atlantic Sun	0-0	Ohio Valley	0-0
Big 12	1-6	Pac-12	1-2
Big East	0-0	SEC	0-0
Big Sky	3-1	Southland	0-0
Big West	0-0	Summit	0-0
Colonial Athletic	1-0	Sun Belt	0-1
Conference USA	0-0	SWAC	0-0
Horizon	0-0	WAC	1-0
MAC	0-1	West Coast	12-10

The couple has two children, Jace and Amari. Jace plays basketball at Boise State where he averaged 15.8 minutes, shot 41.6 percent from the field while averaging 3.1 points, 1.7 rebounds and 1.3 assists.. Amari missed her senior season because of injury, but will be entering her freshman year at BYU as a member of Whiting's 2023-24 squad. "I am super excited about the opportunity to be the head coach at BYU," Whiting said. "I've been in basketball my whole life playing, coaching and developing players, and I am looking forward to doing it again at this level. Coach Judkins established a great tradition of winning and a strong culture with some incredible players. I can't wait to get on board and continue that legacy and surround myself with a great staff. I am ready to get to work."



2



KYLIE KREBS

JUNIOR | 5-7 | GUARD | OAHU, HAWAII | GLENDALE COMMUNITY COLLEGE
2022-23 (Glendale Community College)

Before BYU
Two-year honor roll honoree at Glendale Community College...6A All-District First Team...6A Desert Valley All-Region Second Team...Grew up on the North Shore of Oahu, Hawaii where she was a competitive surfer

2021-22 (Glendale Community College)

Personal

Born in Peoria, Arizona...Daughter of Kenny and Katharine Krebs...Brothers Brock and Kason played football for BYU, Kaulin and Kameron played football for Cal Berkeley, Kelsea played water polo for Arizona State and Kallee played rugby for Arizona State...Majoring in business

2023-24 GAME-BY-GAME

OPPONENT	DATE	MIN.	FG-FGA	PCT	3FG-FGA	PCT	FT-FTA	PCT	OFF	DEF	REB	AST	BLK	STL	PF	TO	PTS	AVG	
at Montana State	11/7																		
Weber State	11/10																		
Utah Valley	11/14																		
vs. Wake Forest	11/18																		
vs. Saint Louis	11/21																		
LMU	11/25																		
at Wyoming	11/28																		
at Utah	12/2																		
Utah State	12/5																		
Boise State	12/9	1	0-0	.000	0-0	.000	0-0	.000	0	0	0	0	0	0	0	0	0	0	0.0
Idaho State	12/16																		
at Missouri State	12/20																		
vs. Nevada	12/21																		
at TCU	12/30																		
Oklahoma	1/3																		
Iowa State	1/6																		
at Houston	1/10																		
Cincinnati	1/13																		
at Oklahoma State	1/17																		
Texas Tech	1/20																		
at Kansas State	1/27																		
at Kansas	1/31																		
West Virginia	2/3																		
Baylor	2/7																		
at Cincinnati	2/10																		
at UCF	2/13																		
Kansas	2/17																		
TCU	2/21																		
at Iowa State	2/25																		
Houston	2/28																		
at Texas	3/2																		
Big 12 1st Round	3/7																		
Big 12 2nd Round	3/8																		
Big 12 Quarterfinals	3/9																		
Big 12 Semifinals	3/11																		
Big 12 Championship	3/12																		

SEASON HIGHS

CAREER HIGHS

PRODUCTION TRACKER

Instagram: *N/A*
Twitter: [_kykrebbs](#)
TikTok: *N/A*

Points: --
Rebounds: --
Assists: --
Steals: --
Blocks: --
Field Goals: --
3-Pointers: --
Free Throws: --
Minutes: 1 Boise State (12/9/23)

Points: --
Rebounds: --
Assists: --
Steals: --
Blocks: --
Field Goals: --
3-Pointers: --
Free Throws: --
Minutes: 1 Boise State (12/9/23)

	2023-24	Career
Had a double-double	-(0-0)	-(0-0)
Scored 10+ points	-(0-0)	-(0-0)
Scored 20+ points	-(0-0)	-(0-0)
Led BYU in scoring	-(0-0)	-(0-0)
Led BYU in rebounds	-(0-0)	-(0-0)
Led BYU in assists	-(0-0)	-(0-0)
Led BYU in steals	-(0-0)	-(0-0)
Led BYU in blocks	-(0-0)	-(0-0)
Made 5+ FGs	-(0-0)	-(0-0)
Made 3+ 3-pt FGs	-(0-0)	-(0-0)
Had 3+ assists	-(0-0)	-(0-0)
Had 3+ blocks	-(0-0)	-(0-0)
Had 5+ rebounds	-(0-0)	-(0-0)
Had 10+ rebounds	-(0-0)	-(0-0)

CAREER STATISTICS

YEAR	GP-GS	MPG	FG-FGA	PCT	3FG-A	PCT	FT-FTA	PCT	OFF-DEF-REB	R/GM	PF-D	A	A/GM	TO	BLK	B/GM	STL	S/GM	PTS	AVG
2023-2024	1-0	0.5	0-0	.000	0-0	.000	0-0	.000	0-0-0	0.0	0-0	0	0.0	0	0	0.0	0	0.0	0	0.0
--	--	--	--	--	--	--	--	--	--	--	--	--	--	--	--	--	--	--	--	--
--	--	--	--	--	--	--	--	--	--	--	--	--	--	--	--	--	--	--	--	--
--	--	--	--	--	--	--	--	--	--	--	--	--	--	--	--	--	--	--	--	--
TOTAL	1-0	0.5	0-0	.000	0-0	.000	0-0	.000	0-0-0	0.0	0-0	0	0.0	0	0	0.0	0	0.0	0	0.0

BIG 12 CAREER STATISTICS

YEAR	GP-GS	MPG	FG-FGA	PCT	3FG-A	PCT	FT-FTA	PCT	OFF-DEF-REB	AVG	PF-D	A	AVG	TO	BLK	AVG	STL	AVG	PTS	AVG
2023-24	--	--	--	--	--	--	--	--	--	--	--	--	--	--	--	--	--	--	--	--
TOTAL	0-0	0.0	0-0	.000	0-0	.000	0-0	.000	0-0-0	0.0	0-0	0	0.0	0	0	0.0	0	0.0	0	0.0



5



ARIELLE MACKEY-WILLIAMS

JUNIOR | 5-9 | GUARD | NGATI POROU, NEW ZEALAND | TAI WANANGA KI RUAKURA
2023-24

Mackey-Williams will miss the 2023-24 season with a knee injury sustained over the summer.

2022-23

Was the third-leading scorer for the Cougars at 8.8 points per game on 41.0 percent shooting ... Started 24 of 32 games in 2022-23 while averaging 30.3 minutes per game Dished out 2.1 assists per game

2021-22

Played in 20 games ... Averaged 2.2 points per game in 7.7 minutes ... Season-high 9 points at Montana State ... Scored 7 points at Pacific ... Was a perfect 8 of 8 from the free-throw line ... Had 18 assists on the season, including 4 against Boise State and 4 at LMU ... Posted 3 rebounds against Boise State and Pepperdine ...

High School

Prepped at Tai Wananga Ki Ruakura in New Zealand ... Won 2021 New Zealand Maori Women's National Tournament ... Selected to 2021 New Zealand Tall Ferns camp ... Won 2020 New Zealand 3x3 Women's national basketball tournament with Auckland Dream ... Selected to Junior Tall Ferns New Zealand Women's Team ... Captained the U17 New Zealand U-17 team and named to the All-State 5 team ... 2019 WNBL Melbourne Boomers Development Squad ... 2018 NZ Under 18 3x3 Asia Cup Tournament, finish second to China and selected as the youngest player on the All-Tournament team at age 15 ...

Personal

Parents are Dawn Lavery and Joe Mackey ... Youngest of four children ... Majoring in sports media and journalism

Instagram: [ariellemackey](#)
Twitter:
TikTok: [ariellemackey](#)

Points:	--
Rebounds:	--
Assists:	--
Steals:	--
Blocks:	--
Field Goals:	--
3-Pointers:	--
Free Throws:	--
Minutes:	--

Points:	18	at Colorado State (11/8/2022)
Rebounds:	5 (2x)	LMU (2/11/23)
Assists:	6 (2x)	at Pacific (1/28/23)
Steals:	3 (4x)	vs. Gonzaga
Blocks:	0	
Field Goals:	6	at San Francisco (2/18/2023)
3-Pointers:	4	at San Francisco (3/4/23)
Free Throws:	6	at Boise State (12/1/22)
Minutes:	42	Pepperdine (2/9/23)

Had a double-double	-- (0-0)	-- (0-0)
Scored 10+ points	-- (0-0)	0 (0-0)
Scored 20+ points	-- (0-0)	0 (0-0)
Led BYU in scoring	-- (0-0)	-- (0-0)
Led BYU in rebounds	-- (0-0)	-- (0-0)
Led BYU in assists	-- (0-0)	-- (0-0)
Led BYU in blocks	-- (0-0)	-- (0-0)
Led BYU in steals	-- (0-0)	-- (0-0)
Made 5+ FGs	-- (0-0)	-- (0-0)
Made 3+ 3-pt FGs	-- (0-0)	-- (0-0)
Had 3+ assists	-- (0-0)	-- (0-0)
Had 5+ assists	-- (0-0)	-- (0-0)
Had 7+ assists	-- (0-0)	-- (0-0)
Had 5+ rebounds	-- (0-0)	-- (0-0)

2023-24 GAME-BY-GAME

OPPONENT	DATE	MIN.	FG-FGA	PCT	3FG-FGA	PCT	FT-FTA	PCT	OFF	DEF	REB	AST	BLK	STL	PF	TO	PTS	AVG
at Montana State	11/7																	
Weber State	11/10																	
Utah Valley	11/14																	
vs. Wake Forest	11/18																	
vs. Saint Louis	11/21																	
LMU	11/25																	
at Wyoming	11/28																	
at Utah	12/2																	
Utah State	12/5																	
Boise State	12/9																	
Idaho State	12/16																	
at Missouri State	12/20																	
vs. Nevada	12/21																	
at TCU	12/30																	
Oklahoma	1/3																	
Iowa State	1/6																	
at Houston	1/10																	
Cincinnati	1/13																	
at Oklahoma State	1/17																	
Texas Tech	1/20																	
at Kansas State	1/27																	
at Kansas	1/31																	
West Virginia	2/3																	
Baylor	2/7																	
at Cincinnati	2/10																	
at UCF	2/13																	
Kansas	2/17																	
TCU	2/21																	
at Iowa State	2/25																	
Houston	2/28																	
at Texas	3/2																	
Big 12 1st Round	3/7																	
Big 12 2nd Round	3/8																	
Big 12 Quarterfinals	3/9																	
Big 12 Semifinals	3/11																	
Big 12 Championship	3/12																	

CAREER STATISTICS

YEAR	GP-GS	MPG	FG-FGA	PCT	3FG-A	PCT	FT-FTA	PCT	OFF-DEF-REB	R/GM	PF-D	A	A/GM	TO	BLK	B/GM	STL	S/GM	PTS	AVG
2021-2022	20-0	7.7	15-49	.306	5-21	.238	8-8	1.000	6-12-18	0.9	14-0	18	0.9	16	0	0.0	4	0.2	43	2.2
2022-2023	32-24	30.3	96-234	.410	40-110	.364	50-58	.862	21-40-61	1.9	67-3	69	2.2	73	0	0.0	24	0.8	282	8.8
--	--	--	--	--	--	--	--	--	--	--	--	--	--	--	--	--	--	--	--	--
--	--	--	--	--	--	--	--	--	--	--	--	--	--	--	--	--	--	--	--	--
--	--	--	--	--	--	--	--	--	--	--	--	--	--	--	--	--	--	--	--	--
TOTAL	52-24	21.6	111-283	.392	45-131	.344	58-66	.879	27-52-79	1.5	81-3	87	1.7	89	0	0.0	28	0.5	325	6.3

BIG 12 CAREER STATISTICS

YEAR	GP-GS	MPG	FG-FGA	PCT	3FG-A	PCT	FT-FTA	PCT	OFF-DEF-REB	R/GM	PF-D	A	A/GM	TO	BLK	B/GM	STL	S/GM	PTS	AVG
2023-24	--	--	--	--	--	--	--	--	--	--	--	--	--	--	--	--	--	--	--	--
TOTAL	0-0	0.0	0-0	.000	0-0	.000	0-0	.000	0-0-0	0.0	0-0	0	0.0	0	0	0.0	0	0.0	0	0.0



10

KAILEY WOOLSTON

FRESHMAN | 5-11 | GUARD | HIGHLAND, UTAH | LONE PEAK HIGH SCHOOL



2023-24

Named Big 12 Freshman of the Week (Nov. 20 & Nov. 27), the first Big 12 basketball weekly honors earned by a BYU Cougar, man or woman.

Personal

Born in Highland, Utah ... Daughter of Spencer and Megan Woolston ... Her father, Spencer played football at Snow College (1995 & 1998) and her mother, Megan played basketball at Southern Utah (1998-2002) ... Also recruited by Iowa, Marquette, Oklahoma State, Utah, Wake Forest

High School

2023 Utah Gatorade Player of the Year ... 2023 Utah Miss Basketball ... 2023 Max Preps All-American ... 2023 Ball is Life All-American ... 2023 SB Live All-American ... 2023 National State Champions Invitational Most Valuable Player ... 2023 Utah 6A State Champion ... 2023 National State Champions Invitational Runner-up ... 2022 Utah 6A Most Valuable Player ... 2022 Utah 6A State Champion ... 4x Utah 6A Region 4 Champions (2020, 2021, 2022, 2023) ... 3x Utah 6A Region 4 Most Valuable Player (2021, 2022, 2023) ... 4x Utah 6A All-State First Team Selection ... 2023 Academic All-State

2023-24 GAME-BY-GAME

Table with columns: OPPONENT, DATE, MIN, FG-FGA, PCT, 3FG-FGA, PCT, FT-FTA, PCT, OFF, DEF, REB, AST, BLK, STL, PF, TO, PTS, AVG. Lists game logs for various opponents including Montana State, Weber State, Utah Valley, etc.

Instagram: @kaileyw_basketball
Twitter: @KaileyWoolston

SEASON HIGHS

- Points: 19 (x2) vs. Saint Louis (11/21/23)
Rebounds: 10 Utah Valley (11/14/23)
Assists: 6 (x2) vs. Nevada (12/21/23)
Steals: 3 Utah State (12/5/23)
Blocks: 1 (x4) Cincinnati (1/13/24)
Field Goals: 7 (x7) Iowa State (1/6/24)
3-Pointers: 5 vs. Saint Louis (11/21/23)
Free Throws: 6 (x3) vs. Nevada (12/21/23)
Minutes: 44 (OT) Idaho State (12/16/23)

CAREER HIGHS

- Points: 19 (x2) vs. Saint Louis (11/21/23)
Rebounds: 10 Utah Valley (11/14/23)
Assists: 6 (x2) vs. Nevada (12/21/23)
Steals: 3 Utah State (12/5/23)
Blocks: 1 (x4) Cincinnati (1/13/24)
Field Goals: 7 (x7) Iowa State (1/6/24)
3-Pointers: 5 vs. Saint Louis (11/21/23)
Free Throws: 6 (x3) vs. Nevada (12/21/23)
Minutes: 44 (OT) Idaho State (12/16/23)

PRODUCTION TRACKER

- Had a double-double 1 (1-0)
Scored 10+ points 15 (10-5)
Scored 20+ points -- (0-0)
Led BYU in scoring 8 (5-3)
Led BYU in rebounds -- (0-0)
Led BYU in assists 4 (3-1)
Led BYU in steals 1 (0-1)
Led BYU in blocks 1 (1-0)
Made 5+ FGs 10 (7-3)
Made 7+ FGs 7 (5-2)
Made 3+ 3-pt FGs 11 (8-3)
Made 5+ 3-pt FGs 2 (2-0)
Had 3+ assists 8 (5-3)
Had 5+ rebounds 5 (5-0)

CAREER STATISTICS

Table with columns: YEAR, GP-GS, MPG, FG-FGA, PCT, 3FG-A, PCT, FT-FTA, PCT, OFF-DEF-REB, R/GM, PF-D, A, A/GM, TO, BLK, B/GM, STL, S/GM, PTS, AVG. Shows career totals for 2023-2024.

BIG 12 CAREER STATISTICS

Table with columns: YEAR, GP-GS, MPG, FG-FGA, PCT, 3FG-A, PCT, FT-FTA, PCT, OFF-DEF-REB, R/GM, PF-D, A, A/GM, TO, BLK, B/GM, STL, S/GM, PTS, AVG. Shows Big 12 career totals for 2023-24.



12



LAUREN GUSTIN

SENIOR | 6-1 | FORWARD | SALEM, UTAH | SALT LAKE CC/SALEM HIGH SCHOOL

2022-23 Started all 33 games...led NCAA in rebounds per game (16.7)...led NCAA in defensive rebounds per game (11.7)...second in the NCAA in double-doubles (27)...third in the NCAA in minutes per game (38.3)...fourth in offensive rebounds per game (5.0)...broke single-season BYU rebounding record (552); Gustin's 552 rebounds is good for 3rd most in NCAA history... named West Coast Conference Co-Defensive Player of the Year...Preseason and Midseason Top 10 for Katrina McClain Award...Naismith Defensive Player of the Year Watch List... Three-time WCC Player of the Week (Dec. 5, Jan. 9, Feb. 20)...averaged 16.1 points per game, 16.7 rebounds, 2.0 assists

2021-22 All-WCC First Team...Finalist for Katrina McClain Award...Led WCC and No. 8 nationally in rebounding average (11.6)...14 double-doubles (No. 28 nationally)...Career-high 21 rebounds at Oklahoma (Dec. 10, 2021)...Led WCC in total rebounds (335) and No. 17 nationally...No. 4 in single-season history at BYU with 335 boards...Led WCC with 4.3 offensive rebounds per game...WCC Player of the Week (Dec. 27, 2021)...Scored in double figures 19 times...double-digit rebounds in 23 games...Shot 50.7 percent from the field (No. 7 in WCC)...No. 14 in career rebounds at BYU with 638

2020-21

Named AP All-America Honorable Mention...Garnered All-WCC First Team honors...Named WCC Player of the Week on Jan. 18...Led the nation at one point in rebounds per game. Finished the season ranked sixth in the country in the category and first in the WCC with a 12.6 average. Ranked fifth nationally in defensive rebounds per game (9.1)...Tallied 27 points and 20 rebounds, both season-highs, versus Pepperdine on Feb. 4. Her 20 rebounds were the sixth most by a BYU women's basketball player in Marriott Center history and the most since Tina Gunn pulled down 23 boards vs. Utah State in 1980...Ranked 11th in the country in double-doubles with 15...On the team, ranked third in scoring (11.3 ppg) and second in steals (1.0 SPG)...Was the team's leading rebounder in 21 of 24 games played

2019-2020 Played one season averaging a double-double with 19.1 points and 13.1 rebounds per game...Named NJCAA All-America Honorable Mention

Personal Daughter of Scarlett and John Gustin...three brothers and one sister... Mom (Scarlett Overyly) played basketball at BYU from 1987-1989 where she was a third-team All-American and all-conference honoree...Father played quarterback at Wyoming... Brother (Porter) plays for the Miami Dolphins after playing linebacker and defensive end at USC.

2023-24 GAME-BY-GAME

Table with columns for OPPONENT, DATE, MIN., FG-FGA, PCT, 3FG-FGA, PCT, FT-FTA, PCT, OFF, DEF, REB, AST, BLK, STL, PF, TO, PTS, AVG. Includes rows for Montana State, Weber State, Utah Valley, Wake Forest, Saint Louis, LMU, Wyoming, Utah, Utah State, Boise State, Idaho State, Missouri State, Nevada, TCU, Oklahoma, Iowa State, Houston, Cincinnati, Oklahoma State, Texas Tech, Kansas State, West Virginia, Baylor, Cincinnati, UCF, Kansas, TCU, Iowa State, Houston, Texas, Big 12 1st Round, Big 12 2nd Round, Big 12 Quarterfinals, Big 12 Semifinals, Big 12 Championship.

Instagram: laurengustin9
Twitter: laurengus10
TikTok: laurengustin9

SEASON HIGHS
Points: 24 (x2) at Wyoming (11/28/23)
Rebounds: 22 vs. Wake Forest (11/18/23)
Assists: 6 Utah Valley (11/14/23)
Steals: 2 Idaho State (12/16/23)
Blocks: 1 (x4) at Houston (1/10/24)
Field Goals: 11 (2) vs. Nevada (12/21/23)
3-Pointers: -
Free Throws: 5 Utah State (12/5/23)
Minutes: 44 (OT) Idaho State (12/16/23)

CAREER HIGHS
Points: 30 (2x) at Santa Clara (2/16/23)
Rebounds: 27 San Francisco (3/4/23)
Assists: 8 vs. Troy (11/19/22)
Steals: 4 at Oklahoma (12/10/21)
Blocks: 2 (4x) San Diego (1/7/23)
Field Goals: 14 (2x) at Santa Clara (2/16/23)
3-Pointers: 1 (3x) San Francisco (1/19/23)
Free Throws: 7 at Utah State (2/7/20)
Minutes: 45 Pepperdine (2/9/23)

PRODUCTION TRACKER
Had a double-double 17 (10-7) 73 (53-20)
Scored 10+ points 18 (10-8) 79 (55-24)
Scored 20+ points 3 (2-1) 16 (11-5)
Led BYU in scoring 8 (4-4) 8
Led BYU in rebounds 19 (11-8) 19
Led BYU in assists 3 (1-2) 3
Led BYU in steals - (0-0) - (0-0)
Led BYU in blocks 1 (0-1) 1 (0-1)
Had 3+ assists 7 (3-4) 27 (15-12)
Had 2+ blocks - (0-0) - (0-0)
Had 10+ rebounds 18 (11-7) 95 (63-32)
Had 15+ rebounds 9 (6-3) 40 (27-13)
Had 20+ rebounds 5 (4-1) 17 (12-5)
Had 24+ rebounds - (0-0) 4 (3-1)

CAREER STATISTICS

Table with columns: YEAR, GP-GS, MPG, FG-FGA, PCT, 3FG-A, PCT, FT-FTA, PCT, OFF-DEF-REB, R/GM, PF-D, A, A/GM, TO, BLK, B/GM, STL, S/GM, PTS, AVG. Includes a TOTAL row.

BIG 12 CAREER STATISTICS

Table with columns: YEAR, GP-GS, MPG, FG-FGA, PCT, 3FG-A, PCT, FT-FTA, PCT, OFF-DEF-REB, R/GM, PF-D, A, A/GM, TO, BLK, B/GM, STL, S/GM, PTS, AVG. Includes a TOTAL row.



15



MCKINLEY WILLARDSON

FRESHMAN | 6-1 | FORWARD | CORONA, CALIFORNIA | SANTIAGO HIGH SCHOOL

High School

Four-year starter and team captain at Santiago High School... California Division I All-State Honoree... Led her team to the 2023 California Division I State Championship... Scored 12.1 points while grabbing 8.9 rebounds per contest during her senior year... Citrus Belt Area Female Athlete of the Year... Holds her high school single-game scoring record with 48 points (as a sophomore)... Averaged 23 points, 12 rebounds and 3 blocks per game in the California State playoffs... Played for EYBL "Team Why Not," sponsored by Air Jordan... 4x All-Conference Scholar Athlete with a 4.0 GPA... Also recruited by St. Mary's, Portland State, San Jose St, Idaho State, Cal State Northridge, Utah Valley, Sacramento State, Cal State Monterey, Cal State Bakersfield and Cal Poly Pomona

Personal

Daughter of Chad and Amber Willardson... Oldest of five children... Cousins Kristen Riley, Lauren Riley and Taylor Maughan played basketball at BYU... Earned the National Seal of Biliteracy (Spanish) in 2023... Played volleyball and lacrosse in high school... Enjoys surfing, snow skiing, flying planes, painting, concerts and plays



Instagram: [mckinleyravy](#)
LinkedIn: [McKinley Willardson](#)

SEASON HIGHS

Points: 2 Weber State (11/10/23)
Rebounds: 1 Weber State (11/10/23)
Assists: -
Steals: -
Blocks: -
Field Goals: 1 Weber State (11/10/23)
3-Pointers: -
Free Throws: 1 Oklahoma (1/3/24)
Minutes: 2 vs. Wake Forest (11/18/23)

CAREER HIGHS

Points: 2 Weber State (11/10/23)
Rebounds: 1 Weber State (11/10/23)
Assists: -
Steals: -
Blocks: -
Field Goals: 1 Weber State (11/10/23)
3-Pointers: -
Free Throws: 1 Oklahoma (1/3/24)
Minutes: 2 vs. Wake Forest (11/18/23)

PRODUCTION TRACKER

2023-24	Career
Had a double-double	- (0-0) - (0-0)
Scored 10+ points	- (0-0) - (0-0)
Scored 20+ points	- (0-0) - (0-0)
Led BYU in scoring	- (0-0) - (0-0)
Led BYU in rebounds	- (0-0) - (0-0)
Led BYU in assists	- (0-0) - (0-0)
Led BYU in steals	- (0-0) - (0-0)
Led BYU in blocks	- (0-0) - (0-0)
Made 5+ FGs	- (0-0) - (0-0)
Made 3+ 3-pt FGs	- (0-0) - (0-0)
Had 3+ assists	- (0-0) - (0-0)
Had 3+ blocks	- (0-0) - (0-0)
Had 5+ rebounds	- (0-0) - (0-0)
Had 10+ rebounds	- (0-0) - (0-0)

2023-24 GAME-BY-GAME

OPPONENT	DATE	MIN.	FG-FGA	PCT	3FG-FGA	PCT	FT-FTA	PCT	OFF	DEF	REB	AST	BLK	STL	PF	TO	PTS	AVG
at Montana State.....11/7..... DID NOT PLAY.....																		
Weber State11/10..... 1.....1-1.....1.000..... 0-0......000..... 0-0......000..... 1.....0.....0.....1.....0.....0.....0.....0.....0.....2.....2.0																		
Utah Valley11/14..... DID NOT PLAY.....																		
vs. Wake Forest.....11/18..... 2.....0-0......000..... 0-0......000..... 0-0......000..... 0.....0.....0.....1.....0.....0.....0.....1.....0.....1.0																		
vs. Saint Louis.....11/21..... DID NOT PLAY.....																		
LMU11/25..... DID NOT PLAY.....																		
at Wyoming.....11/28..... DID NOT PLAY.....																		
at Utah.....12/2..... DID NOT PLAY.....																		
Utah State12/5..... DID NOT PLAY.....																		
Boise State12/9..... 1.....0-0......000..... 0-0......000..... 0-0......000..... 0.....0.....0.....0.....0.....0.....0.....0.....0.....0.7																		
Idaho State12/16..... DID NOT PLAY.....																		
at Missouri State.....12/20..... DID NOT PLAY.....																		
vs. Nevada.....12/21..... DID NOT PLAY.....																		
at TCU.....12/30..... DID NOT PLAY.....																		
Oklahoma1/3..... 1.....0-0......000..... 0-0......000..... 1-2......500..... 0.....0.....0.....0.....0.....0.....0.....1.....0.....0.8																		
Iowa State1/6..... DID NOT PLAY.....																		
at Houston.....1/10..... DID NOT PLAY.....																		
Cincinnati1/13..... DID NOT PLAY.....																		
at Oklahoma State.....1/17..... 1.....0-0......000..... 0-0......000..... 0-0......000..... 0.....0.....0.....0.....0.....0.....1.....0.....0.....0.6																		
Texas Tech1/20.....																		
at Kansas State.....1/27.....																		
at Kansas.....1/31.....																		
West Virginia2/3.....																		
Baylor2/7.....																		
at Cincinnati.....2/10.....																		
at UCF.....2/13.....																		
Kansas2/17.....																		
TCU2/21.....																		
at Iowa State.....2/25.....																		
Houston2/28.....																		
at Texas.....3/2.....																		
Big 12 1st Round.....3/7.....																		
Big 12 2nd Round.....3/8.....																		
Big 12 Quarterfinals.....3/9.....																		
Big 12 Semifinals.....3/11.....																		
Big 12 Championship... 3/12.....																		

CAREER STATISTICS

YEAR	GP-GS	MPG	FG-FGA	PCT	3FG-A	PCT	FT-FTA	PCT	OFF-DEF-REB	R/GM	PF-D	A	A/GM	TO	BLK	B/GM	STL	S/GM	PTS	AVG
2023-2024	5-0	1.4	1-1	1.000	0-0	.000	1-2	.500	1-0-1	0.2	0-0	1	0.2	1	0	0.0	0	0.0	3	0.6
-	-	-	-	-	-	-	-	-	-	-	-	-	-	-	-	-	-	-	-	-
-	-	-	-	-	-	-	-	-	-	-	-	-	-	-	-	-	-	-	-	-
-	-	-	-	-	-	-	-	-	-	-	-	-	-	-	-	-	-	-	-	-
TOTAL	5-0	1.4	1-1	1.000	0-0	.000	1-2	.500	1-0-1	0.2	0-0	1	0.2	1	0	0.0	0	0.0	3	0.6

BIG 12 CAREER STATISTICS

YEAR	GP-GS	MPG	FG-FGA	PCT	3FG-A	PCT	FT-FTA	PCT	OFF-DEF-REB	R/GM	PF-D	A	A/GM	TO	BLK	B/GM	STL	S/GM	PTS	AVG
2023-24	2-0	1.2	0-0	.000	0-0	.000	1-2	.500	0-0-0	0.0	0-0	0	0.0	0	0	0.0	0	0.0	1	0.5
-	-	-	-	-	-	-	-	-	-	-	-	-	-	-	-	-	-	-	-	-
-	-	-	-	-	-	-	-	-	-	-	-	-	-	-	-	-	-	-	-	-
TOTAL	2-0	1.2	0-0	.000	0-0	.000	1-2	.500	0-0-0	0.0	0-0	0	0.0	0	0	0.0	0	0.0	1	0.5



20



MARINA MATA

FRESHMAN | 6-1 | FORWARD | BARBASTRO, SPAIN | INSTITUTO JOAQUIM BLUME EN BARCELONA

Before BYU
 Played for the U18 Spanish National Team in the U18 Women's European Championship where she helped Spain earn a bronze medal in the tournament while averaging 11.2 points, 6.5 rebounds and 0.8 assists.

Personal
 Daughter of Patricia y Miguel Ángel...Has a brother named Sergio...Played for the Spanish World Cup Team...Working on a degree in psychology

In Spain's win over Latvia in the opening round, Mata went 6-for-6 from the field to total 16 points, 9 rebounds, two assists and two blocks.

Instagram: [marinamata_](#)
 Twitter: [marinamata_](#)
 TikTok: [marinamata_](#)

SEASON HIGHS

Points: 2 vs. Wake Forest (11/18/23)
 Rebounds: 1 vs. Wake Forest (11/18/23)
 Assists: -
 Steals: -
 Blocks: -
 Field Goals: -
 3-Pointers: -
 Free Throws: 2 vs. Wake Forest (11/18/23)
 Minutes: 8 Weber State (11/10/23)

CAREER HIGHS

Points: 2 vs. Wake Forest (11/18/23)
 Rebounds: 1 vs. Wake Forest (11/18/23)
 Assists: -
 Steals: -
 Blocks: -
 Field Goals: -
 3-Pointers: -
 Free Throws: 2 vs. Wake Forest (11/18/23)
 Minutes: 8 Weber State (11/10/23)

PRODUCTION TRACKER

Had a double-double - (0-0) - (0-0)
 Scored 10+ points - (0-0) - (0-0)
 Scored 20+ points - (0-0) - (0-0)
 Led BYU in scoring - (0-0) - (0-0)
 Led BYU in rebounds - (0-0) - (0-0)
 Led BYU in assists - (0-0) - (0-0)
 Led BYU in steals - (0-0) - (0-0)
 Led BYU in blocks - (0-0) - (0-0)
 Made 5+ FGs - (0-0) - (0-0)
 Made 3+ 3-pt FGs - (0-0) - (0-0)
 Had 3+ assists - (0-0) - (0-0)
 Had 3+ blocks - (0-0) - (0-0)
 Had 5+ rebounds - (0-0) - (0-0)
 Had 10+ rebounds - (0-0) - (0-0)

2023-24 GAME-BY-GAME

OPPONENT	DATE	MIN.	FG-FGA	PCT	3FG-FGA	PCT	FT-FTA	PCT	OFF	DEF	REB	AST	BLK	STL	PF	TO	PTS	AVG
at Montana State	11/7																	
Weber State	11/10	8	0-1	.000	0-1	.000	0-0	.000	0	0	0	0	0	0	0	0	0	0.0
Utah Valley	11/14	1	0-0	.000	0-0	.000	0-0	.000	0	0	0	0	0	0	0	0	0	0.0
vs. Wake Forest	11/18	6	0-1	.000	0-0	.000	2-2	1.000	0	1	1	0	0	0	3	2	2	0.6
vs. Saint Louis	11/21	2	0-0	.000	0-0	.000	0-0	.000	0	0	0	0	0	0	1	1	0	0.5
LMU	11/25																	
at Wyoming	11/28																	
at Utah	12/2	1	0-0	.000	0-0	.000	0-0	.000	0	0	0	0	0	0	0	0	0	0.4
Utah State	12/5	1	0-0	.000	0-0	.000	0-0	.000	0	0	0	0	0	0	0	0	0	0.3
Boise State	12/9	2	0-0	.000	0-0	.000	0-0	.000	0	0	0	0	0	0	0	1	0	0.3
Idaho State	12/16																	
at Missouri State	12/20																	
vs. Nevada	12/21	1	0-0	.000	0-0	.000	0-0	.000	0	0	0	0	0	0	0	0	0	0.3
at TCU	12/30	1	0-0	.000	0-0	.000	0-0	.000	0	0	0	0	0	0	0	0	0	0.2
Oklahoma	1/3	1	0-0	.000	0-0	.000	0-0	.000	0	0	0	0	0	0	0	0	0	0.2
Iowa State	1/6																	
at Houston	1/10																	
Cincinnati	1/13																	
at Oklahoma State	1/17	3	0-0	.000	0-0	.000	0-0	.000	0	1	1	0	0	0	0	0	0	0.2
Texas Tech	1/20																	
at Kansas State	1/27																	
at Kansas	1/31																	
West Virginia	2/3																	
Baylor	2/7																	
at Cincinnati	2/10																	
at UCF	2/13																	
Kansas	2/17																	
TCU	2/21																	
at Iowa State	2/25																	
Houston	2/28																	
at Texas	3/2																	
Big 12 1st Round	3/7																	
Big 12 2nd Round	3/8																	
Big 12 Quarterfinals	3/9																	
Big 12 Semifinals	3/11																	
Big 12 Championship	3/12																	

CAREER STATISTICS

YEAR	GP-GS	MPG	FG-FGA	PCT	3FG-A	PCT	FT-FTA	PCT	OFF-DEF-REB	R/GM	PF-D	A	A/GM	TO	BLK	B/GM	STL	S/GM	PTS	AVG
2023-2024	11-0	2.3	0-2	.000	0-1	.000	2-2	1.000	0-2-2	0.2	4-0	0	0.0	4	0	0.0	0	0.0	2	0.2
-	-	-	-	-	-	-	-	-	-	-	-	-	-	-	-	-	-	-	-	-
-	-	-	-	-	-	-	-	-	-	-	-	-	-	-	-	-	-	-	-	-
-	-	-	-	-	-	-	-	-	-	-	-	-	-	-	-	-	-	-	-	-
-	-	-	-	-	-	-	-	-	-	-	-	-	-	-	-	-	-	-	-	-
TOTAL	11-0	2.3	0-2	.000	0-1	.000	2-2	1.000	0-2-2	0.2	4-0	0	0.0	4	0	0.0	0	0.0	2	0.2

BIG 12 CAREER STATISTICS

YEAR	GP-GS	MPG	FG-FGA	PCT	3FG-A	PCT	FT-FTA	PCT	OFF-DEF-REB	R/GM	PF-D	A	A/GM	TO	BLK	B/GM	STL	S/GM	PTS	AVG
2023-24	3-0	1.8	0-0	.000	0-0	.000	0-0	.000	0-1-1	0.3	0-0	0	0-0	0	0	0.0	0	0.0	0	0.0
-	-	-	-	-	-	-	-	-	-	-	-	-	-	-	-	-	-	-	-	-
-	-	-	-	-	-	-	-	-	-	-	-	-	-	-	-	-	-	-	-	-
-	-	-	-	-	-	-	-	-	-	-	-	-	-	-	-	-	-	-	-	-
-	-	-	-	-	-	-	-	-	-	-	-	-	-	-	-	-	-	-	-	-
TOTAL	3-0	1.8	0-0	.000	0-0	.000	0-0	.000	0-1-1	0.3	0-0	0	0-0	0	0	0.0	0	0.0	0	0.0



SEASON BOX SCORE

2023-24 BYU Women's Basketball
Combined Team Statistics
All games



Game Records

Record	Overall	Home	Away	Neutral
ALL GAMES	11-8	7-2	1-6	3-0
CONFERENCE	1-5	1-2	0-3	0-0
NON-CONFERENCE	10-3	6-0	1-3	3-0

Score by Periods

Team	1st	2nd	3rd	4th	OT	TOT
BYU	298	317	330	355	9	1309
Opponents	310	288	315	337	6	1256

Team Box Score

No.	Player	Total			3-Point			F-Throw		Rebounds				Other								
		GP-GS	MIN	AVG	FG-FGA	FG%	3FG-3FGA	3FG%	FT-FTA	FT%	OFF	DEF	TOT	AVG	PF	DQ	A	TO	BLK	STL	PTS	AVG
12	GUSTIN, Lauren	19-19	679:51	35.8	129-244	.529	0-6	.000	36-91	.396	93	196	289	15.2	51	1	40	64	4	8	294	15.5
10	WOOLSTON, Kailey	19-19	665:43	35.0	89-188	.473	50-110	.455	33-40	.825	16	47	63	3.3	47	1	45	52	4	17	261	13.7
1	WHITING, Amari	19-19	577:52	30.4	69-168	.411	18-57	.316	54-81	.667	14	79	93	4.9	52	0	74	50	4	30	210	11.1
3	FALATEA, Nani	3-1	63:51	21.3	7-21	.333	2-6	.333	10-10	1.000	2	8	10	3.3	2	0	14	4	1	2	26	8.7
25	CALVERT, Emma	19-10	416:35	21.9	63-127	.496	14-51	.275	23-36	.639	13	73	86	4.5	57	1	23	36	32	11	163	8.6
11	SMILER, Kaylee	18-18	633:49	35.2	44-90	.489	28-49	.571	29-43	.674	5	35	40	2.2	46	1	67	47	21	24	145	8.1
30	DAVENPORT, Lauren	19-9	421:28	22.2	43-120	.358	22-61	.361	10-16	.625	8	50	58	3.1	35	1	18	41	11	4	118	6.2
24	BUBAKAR, Rose	19-0	219:32	11.6	19-54	.352	3-21	.143	16-21	.762	12	22	34	1.8	16	0	16	17	0	9	57	3.0
21	HAMSON, Heather	11-0	34:12	3.1	5-8	.625	0-0	.000	3-5	.600	2	4	6	0.5	3	0	1	5	1	1	13	1.2
4	MATAVAO, Ali'a	17-0	77:57	4.6	7-26	.269	0-5	.000	3-8	.375	5	7	12	0.7	16	0	4	10	1	1	17	1.0
15	WILLARDSON, McKinley	5-0	07:04	1.4	1-1	1.000	0-0	.000	1-2	.500	1	0	1	0.2	1	0	1	1	0	0	3	0.6
20	MATA, Marina	11-0	26:33	2.4	0-2	.000	0-1	.000	2-2	1.000	0	2	2	0.2	4	0	0	4	0	0	2	0.2
2	KREBS, Kylie	1-0	00:33	0.5	0-0	.000	0-0	.000	0-0	.000	0	0	0	0.0	0	0	0	0	0	0	0	0.0
Team											35	37	72					11				
Total		19	3825		476-1049	.454	137-367	.373	220-355	.620	206	560	766	40.3	330	5	303	342	79	107	1309	68.9
Opponents		19	3825		451-1160	.389	125-385	.325	229-313	.732	186	436	622	32.7	348	6	236	235	53	157	1256	66.1

Team Statistics

	BYU	OPP
Scoring	1309	1256
Points per game	68.9	66.1
Scoring margin	+2.8	-
Field goals-att	476-1049	451-1160
Field goal pct	.454	.389
3 point fg-att	137-367	125-385
3-point FG pct	.373	.325
3-pt FG made per game	7.2	6.6
Free throws-att	220-355	229-313
Free throw pct	.620	.732
F-Throws made per game	11.6	12.1
Rebounds	766	622
Rebounds per game	40.3	32.7
Rebounding margin	+7.6	-
Assists	303	236
Assists per game	15.9	12.4
Turnovers	342	235
Turnovers per game	18.0	12.4
Turnover margin	-5.6	-
Assist/turnover ratio	0.9	1.0
Steals	107	157
Steals per game	5.6	8.3
Blocks	79	53
Blocks per game	4.2	2.8
Winning streak	0	-
Home win streak	1	-
Attendance	20528	20681
Home games-Avg/Game	9-2281	7-2954
Neutral site-Avg/Game	-	3-126

Team Results

Date	Opponent		Score	Att.
11/07/2023	at Montana St.	W	68-60	5017
11/10/2023	Weber St.	W	77-49	5705
11/14/2023	Utah Valley	W	59-44	1690
11/18/2023	vs Wake Forest	W	67-44	157
11/21/2023	vs Saint Louis	W	87-66	220
11/25/2023	LMU (CA)	W	74-58	1529
11/28/2023	at Wyoming	L	74-86	2442
12/02/2023	at Utah	L	68-87	6182
12/05/2023	Utah St.	W	72-66	1565
12/09/2023	Boise St.	W	65-50	2722
12/16/2023	Idaho St.	Wot	79-76	1911
12/20/2023	at Missouri St.	L	55-56	1619
12/21/2023	vs Nevada	W	72-59	0
12/30/2023	at TCU	L	67-81	2572
01/03/2024	Oklahoma	L	63-75	1748
01/06/2024	Iowa St.	L	75-80	1872
01/10/2024	at Houston	L	69-79	805
01/13/2024	Cincinnati	W	68-58	1786
01/17/2024	at Oklahoma St.	L	50-82	2044



CONFERENCE BOX SCORE



2023-24 BYU Women's Basketball
Combined Team Statistics
In Conference games

Game Records

Record	Overall	Home	Away	Neutral
ALL GAMES	1-5	1-2	0-3	0-0
CONFERENCE	1-5	1-2	0-3	0-0
NON-CONFERENCE	0-0	0-0	0-0	0-0

Score by Periods

Team	1st	2nd	3rd	4th	OT	TOT
BYU	70	102	103	117	0	392
Opponents	111	103	122	119	0	455

Team Box Score

No.	Player	Total			3-Point		F-Throw		Rebounds				Other Stats									
		GP-GS	MIN	AVG	FG-FGA	FG%	3FG-3FGA	3FG%	FT-FTA	FT%	OFF	DEF	TOT	AVG	PF	DQ	A	TO	BLK	STL	PTS	AVG
12	GUSTIN, Lauren	6-6	215:40	35.9	34-75	.453	0-2	.000	6-17	.353	32	55	87	14.5	16	0	10	13	1	2	74	12.3
10	WOOLSTON, Kailey	6-6	211:37	35.3	25-65	.385	15-41	.366	7-8	.875	4	11	15	2.5	18	1	12	14	1	3	72	12.0
1	WHITING, Amari	6-6	195:33	32.6	22-51	.431	7-23	.304	14-22	.636	3	21	24	4.0	18	0	28	16	1	7	65	10.8
11	SMILER, Kaylee	6-6	210:05	35.0	14-31	.452	10-18	.556	17-23	.739	1	8	9	1.5	14	0	24	21	5	3	55	9.2
30	DAVENPORT, Lauren	6-0	128:55	21.5	18-51	.353	6-21	.286	1-2	.500	2	13	15	2.5	9	0	4	11	5	1	43	7.2
25	CALVERT, Emma	6-6	123:13	20.5	17-43	.395	6-21	.286	1-2	.500	2	20	22	3.7	17	0	5	10	5	6	41	6.8
24	BUBAKAR, Rose	6-0	83:02	13.8	12-26	.462	2-5	.400	7-10	.700	3	8	11	1.8	8	0	9	4	0	2	33	5.5
4	MATAVAO, Ali'a	5-0	17:06	3.4	3-9	.333	0-2	.000	0-0	.000	2	4	6	1.2	3	0	0	1	0	1	6	1.2
21	HAMSON, Heather	2-0	07:05	3.5	0-1	.000	0-0	.000	2-2	1.000	2	1	3	1.5	0	0	0	3	0	0	2	1.0
15	WILLARDSON, McKinley	2-0	02:24	1.2	0-0	.000	0-0	.000	1-2	.500	0	0	0	0.0	1	0	0	0	0	0	1	0.5
20	MATA, Marina	3-0	05:19	1.8	0-0	.000	0-0	.000	0-0	.000	0	1	1	0.3	0	0	0	0	0	0	0	0.0
Team											13	14	27					5				
Total		6	1200		145-352	.412	46-133	.346	56-88	.636	64	156	220	36.7	104	1	92	98	18	25	392	65.3
Opponents		6	1200		161-375	.429	46-129	.357	87-107	.813	66	161	227	37.8	99	0	89	70	15	50	455	75.8

Team Statistics

	BYU	OPP
Scoring	392	455
Points per game	65.3	75.8
Scoring margin	-10.5	-
Field goals-att	145-352	161-375
Field goal pct	.412	.429
3 point fg-att	46-133	46-129
3-point FG pct	.346	.357
3-pt FG made per game	7.7	7.7
Free throws-att	56-88	87-107
Free throw pct	.636	.813
F-Throws made per game	9.3	14.5
Rebounds	220	227
Rebounds per game	36.7	37.8
Rebounding margin	-1.2	-
Assists	92	89
Assists per game	15.3	14.8
Turnovers	98	70
Turnovers per game	16.3	11.7
Turnover margin	-4.7	-
Assist/turnover ratio	0.9	1.3
Steals	25	50
Steals per game	4.2	8.3
Blocks	18	15
Blocks per game	3.0	2.5
Winning streak	0	-
Home win streak	1	-
Attendance	5406	5421
Home games-Avg/Game	3-1802	3-1807
Neutral site-Avg/Game	-	0-0

Team Results

Date	Opponent	Score	Att.
12/30/2023	at TCU	L 67-81	2572
01/03/2024	Oklahoma	L 63-75	1748
01/06/2024	Iowa St.	L 75-80	1872
01/10/2024	at Houston	L 69-79	805
01/13/2024	Cincinnati	W 68-58	1786
01/17/2024	at Oklahoma St.	L 50-82	2044



GAME 1: AT MONTANA STATE (W, 68-60)

Official Basketball Box Score - Final
BYU at Montana St.
11/07/23 Brock Breiden Fieldhouse, Bozeman, Mont.
2023-24 Women's Basketball
Game Time: 11:00 AM
Game Duration: 1:55
Attendance: 5,017
Officials: Darren Kozesnik, Karen Lasuk, Alicia Iwakki

Montana St. - 60
Record: 0-1
Shooting By Period
1st FG% 5-16 31.3%
2nd FG% 4-11 36.4%
3rd FG% 3-5 60.0%
4th FG% 3-16 18.8%
GM FG% 20-61 32.8%

Biggest lead 11 (4th 2:37)
Best Scoring Run 13 (4th 3:13)
Lead Changes 4
Times Tied 4
Time with Lead 13:25

GAME 2: VS. WEBER STATE (W, 77-49)

Official Basketball Box Score - Final
Weber St. at BYU
11/10/23 Marriott Center, Provo
2023-24 Women's Basketball
Game Time: 11:00 AM
Game Duration: 1:58
Attendance: 5,705
Officials: Doug Knight, Corey Long, Erica Parker

BYU - 77
Record: 2-0
Shooting By Period
1st FG% 9-11 81.8%
2nd FG% 2-2 100.0%
3rd FG% 6-16 37.5%
4th FG% 2-7 28.6%
GM FG% 29-51 56.9%

Biggest lead 0 (1st 10:00)
Best Scoring Run 8 (4th 4:57)
Lead Changes 0
Times Tied 0
Time with Lead 00:00

GAME 3: VS. UTAH VALLEY (W, 59-44)

Official Basketball Box Score - Final
Utah Valley at BYU
11/14/23 Marriott Center, Provo
2023-24 Women's Basketball
Game Time: 7:00 PM
Game Duration: 2:02
Attendance: 1,690
Officials: Lisa Jones, Kyle Bacon, Nadi Carey

BYU - 59
Record: 3-0
Shooting By Period
1st FG% 6-14 42.9%
2nd FG% 3-5 60.0%
3rd FG% 8-16 50.0%
4th FG% 5-13 38.5%
GM FG% 24-59 40.7%

Biggest lead 0 (1st 10:00)
Best Scoring Run 7 (4th 0:02)
Lead Changes 0
Times Tied 1
Time with Lead 00:00

GAME 4: VS. WAKE FOREST (AT BYU HAWAII)

Official Basketball Box Score - Final
Wake Forest at BYU
11/18/23 Cannon Activities Center, Lale
2023-24 Women's Basketball
Game Time: 4:30 PM
Game Duration: 1:43
Officials: Rochete Bennett, Steve Percy, Courtney Donahue

BYU - 67
Record: 4-0
Shooting By Period
1st FG% 6-12 50.0%
2nd FG% 3-4 75.0%
3rd FG% 7-10 70.0%
4th FG% 6-14 42.9%
GM FG% 24-50 48.0%

Biggest lead 1 (1st 7:00)
Best Scoring Run 8 (3rd 8:09)
Lead Changes 2
Times Tied 0
Time with Lead 00:19



GAME 9: VS. UTAH STATE

Official Basketball Box Score - Final Utah St. at BYU
Game Time: 3:00 PM Game Duration: 2:36 Attendance: 1,565
Officals: Kyle Bacon, Brian Woods, Nadl Carey
Stat table for Game 9 vs Utah State with columns for NO. Name, Min, FG, 3P, FT, Rebounds, Fouls, TP, AS, TO, ST, Blocks, +/-

Technical Fouls:Mullings 4th 0:06
Shooting By Period
1st FG% 9-18 50.0%
2nd FG% 6-13 46.2%
3rd FG% 3-11 27.3%
4th FG% 5-9 55.6%
GM FG% 23-51 45.1%
FT% 21-35 60.0%

Biggest lead 0 (1st 00:00) 16 (3rd 6:21)
Best Scoring Run 9 (3rd 3:28) 10 (1st 6:42)
Lead Changes 0
Times Tied 0
Time with Lead 00:00 39:42
Points from Turnovers 14 23
Paint 32 28
Second Chance 6 3
Fast Breaks 8 19
Bench 20 14

GAME 11: VS. IDAHO STATE

Official Basketball Box Score - Final Idaho St. at BYU
Game Time: 2:00 PM Game Duration: 2:28 Attendance: 1,911
Officals: Maj Forsberg, Teresa Turner, Nicole Leon
Stat table for Game 11 vs Idaho State

Shooting By Period
1st FG% 8-19 42.1%
2nd FG% 8-19 42.1%
3rd FG% 8-13 61.5%
4th FG% 3-12 25.0%
OT FG% 1-7 14.3%
FT% 4-4 100%
GM FG% 28-70 40.0%
FT% 6-15 40.0%

Biggest lead 13 (4th 8:23) 6 (4th 2:13)
Best Scoring Run 10 (3rd 9:38) 18 (4th 3:08)
Lead Changes 11
Times Tied 8
Time with Lead 19:57 19:52
Points from Turnovers 24 21
Paint 28 34
Second Chance 16 15
Fast Breaks 7 15
Bench 29 7

GAME 10: VS. BOISE STATE

Official Basketball Box Score - Final Boise St. at BYU
Game Time: 2:00 PM Game Duration: 1:51 Attendance: 2,722
Officals: Cameron Inouye, Brian Garland, Corey Long
Stat table for Game 10 vs Boise State

Shooting By Period
1st FG% 6-18 33.3%
2nd FG% 5-15 33.3%
3rd FG% 5-20 25.0%
4th FG% 4-13 30.8%
GM FG% 20-66 30.3%
FT% 7-17 41.2%

Biggest lead 3 (1st 6:05) 18 (4th 3:39)
Best Scoring Run 5 (3rd 7:00) 7 (2nd 9:21)
Lead Changes 3
Times Tied 2
Time with Lead 01:56 35:21
Points from Turnovers 10 11
Paint 28 30
Second Chance 7 4
Fast Breaks 5 10
Bench 19 12

GAME 12: AT MISSOURI STATE

Official Basketball Box Score - Final BYU at Missouri St.
Game Time: 2:30 PM Game Duration: 2:00 Attendance: 1,619
Officals: Corey Malone, Michele Kramer, Jeremy McHugh
Stat table for Game 12 at Missouri State

Shooting By Period
1st FG% 6-15 40.0%
2nd FG% 3-10 30.0%
3rd FG% 1-5 20.0%
4th FG% 5-8 62.5%
GM FG% 20-46 43.5%
FT% 9-13 69.2%

Biggest lead 8 (1st 6:17) 8 (4th 7:28)
Best Scoring Run 10 (1st 6:17) 8 (3rd 0:40)
Lead Changes 7
Times Tied 5
Time with Lead 22:34 13:18
Points from Turnovers 14 28
Paint 24 30
Second Chance 9 10
Fast Breaks 1 2
Bench 14 20



GAME 13: VS. NEVADA (AT MISSOURI STATE)

Official Basketball Box Score - Final
Nevada at BYU
12/21/23 Great Southern Bank Arena, Springfield
2023-24 Women's Basketball
Nevada - 59 Record: 6-7
BYU - 72 Record: 10-3
Shooting By Period, Rebounds, Fouls, TP, AS, TO, ST, Blocks, +/-

BYU - 72 Record: 10-3
Shooting By Period, Rebounds, Fouls, TP, AS, TO, ST, Blocks, +/-
Technical Fouls: NONE
Dead Ball Rebounds: 5, 0

Points from Turnovers, Paint, Second Chance, Fast Breaks, Bench
OU, BYU
Period by Period Scoring

GAME 14: AT TCU

Official Basketball Box Score - Final
BYU at TCU
12/20/23 Ed and Rae Scholmaier Arena, Fort Worth
2023-24 Women's Basketball
BYU - 67 Record: 10-4 (0-1)
TCU - 81 Record: 14-0 (1-0)
Shooting By Period, Rebounds, Fouls, TP, AS, TO, ST, Blocks, +/-

TCU - 81 Record: 14-0 (1-0)
Shooting By Period, Rebounds, Fouls, TP, AS, TO, ST, Blocks, +/-
Technical Fouls: NONE
Dead Ball Rebounds: 3, 1

Points from Turnovers, Paint, Second Chance, Fast Breaks, Bench
BYU, TCU
Period by Period Scoring

GAME 15: VS OKLAHOMA

Official Basketball Box Score - Final
Oklahoma at BYU
01/02/24 Marriott Center, Provo
2023-24 Women's Basketball
Oklahoma - 75 Record: 8-5 (2-0)
BYU - 63 Record: 10-5 (0-2)
Shooting By Period, Rebounds, Fouls, TP, AS, TO, ST, Blocks, +/-

BYU - 63 Record: 10-5 (0-2)
Shooting By Period, Rebounds, Fouls, TP, AS, TO, ST, Blocks, +/-
Technical Fouls: NONE
Dead Ball Rebounds: 2, 0

Points from Turnovers, Paint, Second Chance, Fast Breaks, Bench
OU, BYU
Period by Period Scoring

GAME 16: VS IOWA STATE

Official Basketball Box Score - Final
Iowa St. at BYU
01/06/24 Marriott Center, Provo
2023-24 Women's Basketball
Iowa St. - 80 Record: 10-4 (3-0)
BYU - 75 Record: 10-6 (0-3)
Shooting By Period, Rebounds, Fouls, TP, AS, TO, ST, Blocks, +/-

BYU - 75 Record: 10-6 (0-3)
Shooting By Period, Rebounds, Fouls, TP, AS, TO, ST, Blocks, +/-
Technical Fouls: NONE
Dead Ball Rebounds: 2, 0

Points from Turnovers, Paint, Second Chance, Fast Breaks, Bench
ISU, BYU
Period by Period Scoring



GAME 17: AT HOUSTON

Official Basketball Box Score - Final
BYU at Houston
01/10/24 Ferritt Center, Houston
2023-24 Women's Basketball
Game Time: 7:00 PM
Game Duration: 2:01
Attendance: 605

Table with columns: NO. Name, Min, FG, 3P, FT, Rebounds, Fouls, TP, AS, TO, ST, Blocks, +/-
BYU - 69 Record: 10-7 (0-4)
Totals: 26-52 7-17 10-12 12 25 37 20 16 69 13 25 1 4 1 -10

Table with columns: NO. Name, Min, FG, 3P, FT, Rebounds, Fouls, TP, AS, TO, ST, Blocks, +/-
Houston - 79 Record: 10-5 (1-3)
Totals: 25-57 8-20 21-26 10 15 25 16 20 79 11 13 13 1 4 10

Summary table with columns: BYU, HOU
Biggest lead: 1 (1st 9:05) 15 (1st 2:11)
Best Scoring Run: 14 (2nd 5:39) 11 (1st 5:28)

GAME 18: VS CINCINNATI

Official Basketball Box Score - Final
Cincinnati at BYU
01/13/24 Marriott Center, Provo
2023-24 Women's Basketball
Game Time: 4:00 PM
Game Duration: 2:02
Attendance: 1,786

Table with columns: NO. Name, Min, FG, 3P, FT, Rebounds, Fouls, TP, AS, TO, ST, Blocks, +/-
Cincinnati - 58 Record: 9-7 (1-4)
Totals: 20-59 7-15 11-16 13 23 36 18 16 58 10 12 7 2 6 -10

Table with columns: NO. Name, Min, FG, 3P, FT, Rebounds, Fouls, TP, AS, TO, ST, Blocks, +/-
BYU - 68 Record: 11-7 (1-4)
Totals: 25-52 8-21 10-17 10 28 38 16 18 68 18 15 3 6 2 10

Summary table with columns: CINCI, BYU
Biggest lead: 3 (1st 9:08) 14 (2nd 1:14)
Best Scoring Run: 9 (3rd 7:53) 8 (2nd 1:14)

GAME 19: AT OKLAHOMA STATE

Official Basketball Box Score - Final
BYU at Oklahoma State
01/17/24 Gallagher Day Arena, Stillwater
2023-24 Women's Basketball
Game Time: 6:30 PM
Game Duration: 1:57
Attendance: 2,044

Table with columns: NO. Name, Min, FG, 3P, FT, Rebounds, Fouls, TP, AS, TO, ST, Blocks, +/-
BYU - 50 Record: 11-8 (1-5)
Totals: 18-52 3-18 11-22 12 27 39 20 21 50 7 25 6 2 5 -32

Table with columns: NO. Name, Min, FG, 3P, FT, Rebounds, Fouls, TP, AS, TO, ST, Blocks, +/-
Oklahoma St. - 82 Record: 11-6 (4-2)
Totals: 27-59 5-23 23-25 6 29 35 21 20 82 17 11 18 5 2 32

Summary table with columns: BYU, OSU
Biggest lead: 0 (1st 10:00) 34 (4th 2:15)
Best Scoring Run: 6 (2nd 6:19) 13 (3rd 8:54)

GAME 20: VS TEXAS TECH

Official Basketball Box Score - Final
BYU at Texas Tech
01/23/24 Jonsson Center, Lubbock
2023-24 Women's Basketball
Game Time: 7:00 PM
Game Duration: 2:01
Attendance: 1,250

Table with columns: NO. Name, Min, FG, 3P, FT, Rebounds, Fouls, TP, AS, TO, ST, Blocks, +/-
BYU - 50 Record: 12-8 (2-5)
Totals: 20-47 5-18 12-15 12 28 40 16 18 47 10 14 10 2 4 10

Table with columns: NO. Name, Min, FG, 3P, FT, Rebounds, Fouls, TP, AS, TO, ST, Blocks, +/-
Texas Tech - 50 Record: 10-11 (4-4)
Totals: 23-47 6-18 11-15 12 28 40 16 18 47 10 14 10 2 4 10



GAME 21: AT KANSAS STATE

GAME 22: AT KANSAS

GAME 23: VS WEST VIRGINIA

GAME 24: VS BAYLOR



GAME 25: AT CINCINNATI

GAME 26: AT UCF

GAME 27: VS KANSAS

GAME 28: VS TCU



GAME 29: AT IOWA STATE

GAME 30: VS HOUSTON

GAME 31: AT TEXAS

GAME 32: VS. TBD (BIG 12 TOURNAMENT)



5 players scored in double figures 12/16/23 vs. Idaho State, Williams 26, George 11, Traore 11, Robinson 11, Saunders 10	Did not make a 3-point field goal 3/8/14 vs. Loyola Marymount, (0-12) W	Lost by 30-plus points 2/23/19 at Gonzaga (34) 68-102
6 players scored in double figures 1/20/21 vs. Central Methodist, Lohner 19, Baxter 13, George 11, Johnson 10, Knell 10	Opponent did not make a 3-point field goal 11/13/19 vs. Southern Utah (0-12) W	Lost by 25-plus points 12/1/20 vs. USC (26) 53-79
No players scored in double figures 2/21/05 at Air Force, 39-70 L	BYU had five or fewer turnovers 1/11/20 vs. Portland, 5 W	Played an overtime game 11/25/22 vs. Dayton, 79-75 W (OT)
One player recorded a double-double 12/10/22 vs. Creighton Fousseyni Traore, 11 points, 12 rebounds	BYU committed 25-plus turnovers 12/15/07 vs. Pepperdine, 29 W	Won in single overtime 11/25/22 vs. Dayton 79-75 (OT)
Two players recorded a double-double 2/20/20 vs. Santa Clara Yoeli Childs 22 points, 11 rebounds Jake Toolson 20 points, 10 rebounds	BYU committed 11 or less team fouls in a game 12/20/22 vs. Lindenwood, 11 W	Lost in overtime 12/1/21 at Utah Valley, 65-72 L (OT)
One player recorded a triple-double 3/16/16 vs. UAB Kyle Collinsworth, 19 points, 10 rebounds, 12 assists	BYU scored 90 points 12/20/22 vs. Lindenwood, 90-61 W	Played a double OT game 1/30/21 vs. Pacific, 95-87 W (2OT)
Two double-digit rebounders 12/1/21 at Utah Valley Caleb Lohner 11, Alex Barcello 11	BYU scored 100 points 11/29/22 vs. Westminster, 100-70 W	Played a triple OT game 1/23/14 at Portland, 114-110 L (3OT)
Six players had 5 or more rebounds 1/20/21 vs. Central Methodist, Lohner 19, Baxter 13, George 11, Johnson 10, Knell 10	BYU scored 110 points 2/11/16 at San Francisco, 114 W	Won 10-straight games 2010-11 (10)
Four players had 9 or more rebounds 12/30/06 vs. Seton Hall, Cummarid 12, Plaisted 9, Young 9, Ainge 9	BYU scored less than 50 points in a game 1/15/08 at UNLV, 41-70 L	Won 15-straight games 2009-10 (15)
Two players fouled out 12/3/22 vs. South Dakota Trey Stewart, Gideon George	Held opponent to less than 50 points in a game 12/29/22 at Pacific, 69-49 W	Lost 3-straight games 2018-19, vs. UNLV, @ San Diego State, @ Mississippi State
Three or more players fouled out 12/1/18 at Weber State Yoeli Childs, TJ Haws, Connnor Harding	BYU scored less than 40 points in a game 2/21/05 at Air Force, 39-70 L	Lost 4-straight games 2021-22, @ Santa Clara, @ Pacific, San Francisco, Gonzaga
A BYU player received a technical/flagrant foul 12/17/22 vs. Utah, Gideon George	Held opponents to less than 40 points in a game 12/22/21 vs. South Florida 54-39 W	Lost 5-straight games 2004-05, @ UNM, @ AFA, @ Utah, UNLV, vs. UNM [at MWC]
An opponent player received a technical/flagrant foul 12/31/22 vs. Portland, Chika Nduka	Shot 60% from the field 2/4/21 at Portland (.627) 42-67	Lost 9-straight games 1997-98
A BYU coach received a technical foul 12/1/21 at Utah Valley, Mark Pope	Opponent shot 60% from the field 1/13/22 at Gonzaga (.694) 43-62	Lost 10-straight games 1996-97 (21) - school record
An opponent coach received a technical foul 12/31/22 vs. Portland, Shantay Legans	Shot 70% from the field in a half 12/21/19 vs. Weber State (.800) 20-25	Played an NCAA tournament game 3/20/21 vs. UCLA - NCAA 1st Round, 62-73
A BYU player ejected from a game 2/29/20 at Pepperdine, Jake Toolson (left the bench)	Did not miss a 2-point FG attempt in a half 2/23/04 vs. Air Force, 13-13 inside the arc, (14-17, .824 overall)	Won an NCAA tournament game 3/13/12 vs. Iona - NCAA 1st Round, 78-72
An opponent player ejected from a game 1/23/20 at Pacific, Amari McCray (flagrant 2 fouls)	Shot less than 30% from the field 12/1/20 vs. USC (.275) 16-69	Won two NCAA tournament games 1980-81 Princeton 60-51, UCLA 78-55, Notre Dame 51-50, then lost to Virginia 60-74 2010-11 Wofford 74-66, Gonzaga 89-67
A coach ejected from the game 11/15/17 at Princeton Princeton coach Mitch Henderson (2 technical fouls)	Shot 100% from the free throw line 2/24/22 vs. Loyola Marymount (.6-6)	Won three NCAA tournament games 1980-81 Princeton 60-51, UCLA 78-55, Notre Dame 51-50, then lost to Virginia 60-74
AT LEAST two players scored 20+ points 1/30/21 vs. Pacific, Averette - 24, Barcell - 23	Shot 90% from the free throw line (min. 10 att.) 1/27/21 at Pepperdine (.947) 18-19	Played in the NIT 2021-22
Three players scored 20+ points 2/20/20 vs. Santa Clara, Haws 28, Childs 22, Toolson 20	Shot less than 50% from the free throw line 3/19/22 vs. Northern Iowa (.333) 2-6	Won an NIT game 3/19/22 Northern Iowa, 90-71
Four players scored 20+ points 1/13/79 vs. New Mexico, D. Ainge 27, Runia 25, Durrant 20, Taylor 20	Shot 60% on 3-pointers 12/18/21 at Weber State (.615), 16-26	Won two NIT games 2021-22 LBSU, 93-72, UNI 90-71
Two players scored 25+ points 1/23/20 at Pacific, Toolson 28, Childs 26	Shot 70% on 3-pointers 12/11/13 vs. Prairie View A&M (.714), 10-14	Won three NIT games 2015-16 Advanced to NIT semifinals (appearance vacated by the NCAA) 2012-13 Advanced to NIT semifinals 1965-66 NIT Champions 1950-51 NIT Champions
A player scored 30+ points 2/12/22 at Pepperdine, Alex Barcello 33	Opponent scored less than 20 points in the 1st half 11/16/21 vs. #12 Oregon, 18 (37-18, 81-49 W)	Won a conference tournament 2000-01
A player scored 40+ points 12/23/15 vs. New Mexico, Chase Fischer 41	Opponent scored less than 20 points in the 2nd half 12/22/21 vs. South Florida, 17 (23-17, 54-39) W	Won a regular season conference title 2010-11
A player attempted 20 or more field goals 12/11/21 vs. Creighton, Alex Barcello 20	BYU scored less than 20 points in the 1st half 3/9/19 vs. San Diego, 19 (BYU trailed 19-46)	Won a conference regular season outright 2007-08
A player had 5 or more steals 1/4/20 vs. Loyola Marymount, Jake Toolson 5	BYU scored less than 20 points in the 2nd half 1/15/00 vs. Utah, 19	Defeated a ranked team 12/10/22 vs. No. 21 Creighton (21/21), 83-80
A player had 5 or more blocks 2/27/21 vs. Saint Mary's, Matt Haarms 6	Opponent scored 50 or more points in a half 11/23/22 vs. USC, 51	Defeated a ranked team at home 2/20/20 vs. Gonzaga (2/2), 91-78
A player had double-digit assists 12/21/20 vs. Texas Southern, Alex Barcello 10	BYU scored 50 or more points in the first half 3/9/21 vs. Gonzaga, 53	Defeated a ranked team on the road 12/18/20 at San Diego State (18/20), 72-62
A player made double-digit free throws 11/9/21 vs. Cleveland State, Alex Barcello 13	BYU scored 50 or more points in the second half 12/20/22 vs. Lindenwood 51	Was ranked in the Top 25 AP Poll 12/6/21 Ranked 24th
A player shot 100% from the free throw line (min. 8 att.) 12/3/22 vs. South Dakota, Rudi Williams (8-8)	BYU scored 60 or more points in the first half 11/29/22 vs. Westminster, 63	Was ranked in the Top 25 Coaches Poll 12/6/21 Ranked 23rd
A player shot 100% from the floor (min. 5 att.) 2/3/22 San Francisco, Atiki Ally Atiki (5-5)	BYU scored 60 or more points in the second half 1/30/20 vs. Pepperdine, 61	Finished season ranked in the Top 25 polls 2019-20 16th (Coaches), 18th (AP)
A player shot 100% from threes (min. 3 att.) 12/20/22 vs. Lindenwood, Jaxson Robinson (4-4) Rudi Williams (3-3)	Won by 60 or more points (largest margin ever) 12/22/06 vs. Western Oregon (62) 102-40	
	Won by 50 or more points 2/20/16 vs. San Diego (58) 91-33	
	Won by 40 or more points 2/4/21 at Portland (45) 105-60	
	Won by 30 or more points 12/15/22 vs. Western Oregon (33) (97-64)	
	Won by 25 or more points 12/20/22 vs. Lindenwood (29) (90-61)	
	Lost by 35-plus points 11/22/04 vs. North Carolina (36) 86-50	

3



NANI FALATEA

JUNIOR | 5-9 | GUARD | SALT LAKE CITY, UTAH | EAST/HERRIMAN HIGH SCHOOL

2022-23

Started all 33 games for BYU during the 2022-23 campaign, averaging 35.0 minutes per game ... Averaged 15.3 points per game on 39.2 percent shooting ... Led the Cougars with 149 total assists, 4.5 assists per game ... Held the second-highest three-point percentage at 36.7 percent ... Was BYU's second-leading rebounder at 3.9 rebounds per game

2021-22

Played in 28 games ... averaged 3.2 points, and 1.3 rebounds in 10.8 minutes per game ... shot 50 percent from the 3-point line (21 of 42) - BYU season record for minimum 40 attempts ... Shot 47.1 percent from the field (32-68) ... Scored a season-high 14 points against Utah State on 5 of 5 shooting, including 4 of 4 three-pointers ... totaled 19 steals, including a season-best three vs. West Virginia ... Posted 25 assists with a season-high 4 against LMU ... Had four rebounds twice (at Montana State, San Francisco) ... Scored 10 points against Pacific

High School

Attended East High School and Herriman High School ... Named 6A MVP as a senior ... Three-time all-state first-team selection ... Named Adidas Gauntlet All-American as a junior ... Named 5A MVP sophomore season at East ... Won two state championships ... Four-time region champion ... Earned a place on the honor roll every season of high school ...

Personal

Born in Salt Lake City, Utah ... Parents are Jamie and Charlie Falatea ... Second oldest of eight children ... Family Studies major

2023-24 GAME-BY-GAME

OPPONENT	DATE	MIN.	FG-FGA	PCT	3FG-FGA	PCT	FT-FTA	PCT	OFF	DEF	REB	AST	BLK	STL	PF	TO	PTS	AVG
at Montana State	11/7																	
Weber State	11/10																	
Utah Valley	11/14																	
vs. Wake Forest	11/18																	
vs. Saint Louis	11/21																	
LMU (11/25/23)	11/25	19	3-8	.375	1-3	.333	4-4	1.000	0	2	2	2	1	0	0	1	11	11.0
at Wyoming	11/28	22	3-4	.750	0-0	.000	4-4	1.000	1	4	5	7	0	1	2	2	10	10.5
at Utah	12/2	23	1-9	.111	1-3	.333	2-2	1.000	1	2	3	5	0	1	0	1	5	8.7
Utah State	12/5																	
Boise State	12/9																	
Idaho State	12/16																	
at Missouri State	12/20																	
vs. Nevada	12/21																	
at TCU	12/30																	
Oklahoma	1/3																	
Iowa State	1/6																	
at Houston	1/10																	
Cincinnati	1/13																	
at Oklahoma State	1/17																	
Texas Tech	1/20																	
at Kansas State	1/27																	
at Kansas	1/31																	
West Virginia	2/3																	
Baylor	2/7																	
at Cincinnati	2/10																	
at UCF	2/13																	
Kansas	2/17																	
TCU	2/21																	
at Iowa State	2/25																	
Houston	2/28																	
at Texas	3/2																	
Big 12 1st Round	3/7																	
Big 12 2nd Round	3/8																	
Big 12 Quarterfinals	3/9																	
Big 12 Semifinals	3/11																	
Big 12 Championship	3/12																	

Instagram: nanifalatea
Twitter: nanifalatea
TikTok: nanifalatea3

SEASON HIGHS	
Points:	11
Rebounds:	5
Assists:	7
Steals:	1 (x2)
Blocks:	1
Field Goals:	3 (x2)
3-Pointers:	1 (x2)
Free Throws:	4 (x2)
Minutes:	23

CAREER HIGHS	
Points:	27
Rebounds:	9
Assists:	8
Steals:	5
Blocks:	3
Field Goals:	10 (2x)
3-Pointers:	6
Free Throws:	11
Minutes:	40 (4x)

PRODUCTION TRACKER	
Had a double-double	0 (0-0)
Scored 10+ points	2 (1-1)
Scored 20+ points	0 (0-0)
Led BYU in scoring	0 (0-0)
Led BYU in rebounds	0 (0-0)
Led BYU in assists	2 (0-2)
Led BYU in blocks	0 (0-0)
Made 5+ FGs	0 (0-0)
Made 3+ 3-pt FGs	0 (0-0)
Had 3+ assists	2 (0-2)
Had 5+ assists	2 (0-2)
Had 7+ assists	1 (0-1)
Had 5+ rebounds	1 (0-1)

CAREER STATISTICS

YEAR	GP-GS	MPG	FG-FGA	PCT	3FG-A	PCT	FT-FTA	PCT	OFF-DEF-REB	R/GM	PF-D	A	A/GM	TO	BLK	B/GM	STL	S/GM	PTS	AVG
2021-2022	28-0	10.8	32-68	.471	21-42	.500	4-6	.667	3-34-37	1.3	37-0	25	0.9	21	3	0.1	19	0.7	89	3.2
2022-2023	33-33	34.8	190-485	.392	62-169	.367	62-79	.785	17-113-130	3.9	82-2	66	2.0	137	21	0.6	52	1.6	504	15.3
2023-2024	3-1	21.3	7-21	.333	2-6	.333	10-10	1.000	2-8-10	3.3	2-0	14	4.7	4	1	0.3	2	0.6	26	8.7
---	---	---	---	---	---	---	---	---	---	---	---	---	---	---	---	---	---	---	---	---
---	---	---	---	---	---	---	---	---	---	---	---	---	---	---	---	---	---	---	---	---
TOTAL	64-34	23.8	229-574	.399	85-217	.392	76-95	.800	22-155-177	2.8	121-2	188	2.9	162	25	0.4	73	1.1	619	9.7

BIG 12 CAREER STATISTICS

YEAR	GP-GS	MPG	FG-FGA	PCT	3FG-A	PCT	FT-FTA	PCT	OFF-DEF-REB	R/GM	PF-D	A	A/GM	TO	BLK	B/GM	STL	S/GM	PTS	AVG
2023-2024	---	---	---	---	---	---	---	---	---	---	---	---	---	---	---	---	---	---	---	---
---	---	---	---	---	---	---	---	---	---	---	---	---	---	---	---	---	---	---	---	---
---	---	---	---	---	---	---	---	---	---	---	---	---	---	---	---	---	---	---	---	---
TOTAL	0-0	0.0	0-0	.000	0-0	.000	0-0	.000	0-0-0	0.0	0-0	0	0.0	0	0	0.0	0	0.0	0	0.0

