


K-STATE WOMEN'S BASKETBALL

1,000+ ALL-TIME VICTORIES • 26 20-WIN SEASONS
 • 17 NCAA TOURNAMENT APPEARANCES
 • 7 WNIT APPEARANCES • 2006 WNIT CHAMPIONS
 • 10 CONFERENCE TITLES • 13 ALL-AMERICANS
 • 8 WNBA DRAFT PICKS

GAME 21 | BYU AT (4/2) KANSAS STATE

JANUARY 27, 2024 | 4 p.m. | Bramlage Coliseum (11,010) | Manhattan, Kan.

AP - Coach -




BYU
COUGARS

12-8, 2-5 BIG 12

PTS	REB	AST
Lauren Gustin 15.6 ppg	Lauren Gustin 15.2 rpg	Nani Falatea 4.7 apg

AP 4 Coach 2



KANSAS STATE
WILDCATS

19-1, 8-0 BIG 12

PTS	REB	AST
Ayoka Lee 19.8 ppg	Ayoka Lee 8.2 rpg	Serena Sundell 4.8 apg

TELEVISION
 Big 12 Now on ESPN+
 Play-by-Play: Brian Smoller
 Analyst: Kristin Waller
 Sideline: Hannah Whetstone

RADIO
 K-State Sports Network
 Online: kstatesports.com
 Play-by-Play: Matt Walters
 Analyst: Shaelyn Floyd

LIVE STATS
 kstatesports.com

PROMOTIONS & TICKETS
 Promotions
 Team Hally
 Tickets
 Call (800) 221-CATS or visit kstatesports.com

NUMBER TO KNOW



- With a win on Saturday, K-State would win its ninth straight Big 12 game.
- A win would equal the longest conference win streak in program history, joining the 2002-03 and 2003-04 teams which collected nine straight wins in conference action.
- If K-State wins its ninth straight, it would mark the first time K-State has reached 9-0 since the formation of the league in 1996-97 and would mark the first time K-State swept the first half of its league slate since the Big 12 expanded to an 18-game league schedule in 2012-13.
- K-State's current eight-game winning streak in Big 12 play is the longest conference win streak in the Jeff Mittie era and tied for the third-longest.

LONGEST CONFERENCE WIN STREAKS | K-STATE

Rk.	Dates	Wins
1.	2/1/03 to 3/6/03	9
	1/27/04 to 2/29/04	9
3.	1/12/83 to 2/15/83	8
	12/30/23 to active	8
5.	2/8/84 to 3/3/84	7
	1/10/90 to 2/4/90	7
	1/8/05 to 2/2/05	7
	1/9/08 to 2/2/08	7

(4/2) K-State (19-1, 8-0 Big 12) will spend Saturday in Bramlage Coliseum, as the Wildcats welcome in BYU (12-8, 2-5) at 4 p.m.

- The Wildcats have started 19-1 for the first time in school history. The 19 wins equal K-State's win total from the 2022-23 season. A win Saturday would send K-State to the program's 27th 20-win season.
- Saturday's game can be seen on Big 12 Now on ESPN+, as Brian Smoller (play-by-play), Kristin Waller (analyst) and Hannah Whetstone (sideline) will have the call.

STARTING 5

Five names, numbers or storylines about K-State women's basketball

1. K-STATE TOP-5 IN BOTH POLLS

- For the first time since the 2002-03 season, K-State is top-5 in both national polls. The Wildcats are 4th in the Associated Press poll and second in the WBCA/USA Today Coaches Poll. The number two ranking is the program's highest in the coaches poll since the third poll of 2002-03.

2. K-STATE AMONG TOP DEFENSES IN NATION

- K-State leads the Big 12 and ranks 4th in the nation in scoring defense (52.1 ppg). The Wildcats lead the league and are 2nd in the nation in FG percentage defense (.326) and leads the nation in 3-point FG percentage defense (.216). K-State has held 18 foes to under 60 points in a game this season, including 13 straight games.

3. WE'RE GOING STREAKING!

- K-State has won 13 straight games, tied for the fourth-longest winning streak in program history and the longest since the 2008-09 squad won 14 consecutive games.

4. HOME IS WHERE THE WINS ARE

- K-State owns a 13-game home court win streak, the 9th longest in program history and tied for the 12th-longest active home court winning streak in the nation.

5. SUNDELL MOVES INTO TOP-5 IN ASSISTS

- All-American candidate **Serena Sundell** moved into fifth in program history for career assists with 456, passing Mariah White (2009-13; 455).

PROBABLE STARTERS (BASED ON PREVIOUS GAME)

(4/2) KANSAS STATE (19-1, 8-0 BIG 12)

No.	Player	Pos.	Yr.	Ht.	HOMETOWN	PPG	RPG	APG	FG%	3FG%	FT%
3	Jaelyn Glenn	G	Jr.	6-1	Kansas City, Mo.	7.2	4.3	2.1	.421	.308	.583
4	Serena Sundell	G	Jr.	6-1	Maryville, Mo.	11.1	4.2	4.8	.548	.377	.659
5	Brylee Glenn	G	Jr.	6-0	Kansas City, Mo.	5.9	2.0	1.0	.459	.319	.867
12	Gabby Grgeory	G	Sr.	6-0	Tulsa, Okla.	9.1	3.5	3.6	.359	.290	.659
30	Gisela Sanchez	F	So.	6-3	Barcelona, Spain	5.6	4.4	1.6	.385	.161	.762

Head Coach: **Jeff Mittie** (32nd season/10th at K-State) | Career Record: 637-363 (.637); Record at K-State: 183-128 (.588)

BYU (12-8, 2-5 BIG 12)

No.	Player	Pos.	Yr.	Ht.	HOMETOWN	PPG	RPG	APG	FG%	3FG%	FT%
1	Amari Whiting	G	Fr.	5-10	Boise, Idaho	10.9	5.0	3.8	.399	.310	.655
10	Kailey Woolston	G	Fr.	5-11	Highland, Utah	13.8	3.4	2.4	.477	.452	.818
11	Kaylee Smiler	G	Sr.	5-8	Hamilton, New Zealand	8.1	2.3	3.7	.495	.577	.667
12	Lauren Gustin	F	Sr.	6-1	Salem, Utah	15.6	15.2	2.1	.525	.000	.398
25	Emma Calvert	F	Jr.	6-4	Farr West, Utah	8.5	4.5	1.2	.493	.264	.639

Head Coach: **Amber Whiting** (2nd season/2nd season at BYU) | Career Record: 28-25 (.528); Record at BYU: Same

2023-24 SCHEDULE & RESULTS

OVERALL: 19-1

Big 12:	8-0	November:	6-1
Non-Conference:	12-1	December:	7-0
Home:	11-0	January:	6-0
Road:	5-0	February:	0-0
Neutral:	3-1	March:	0-0

Nov. 6 Presbyterian +		W, 69-35
Nov. 11 at Little Rock +		W, 77-39
Nov. 16 at (2/2) Iowa +		W, 65-58
Nov. 19 Wisconsin +		W, 75-57
Nov. 24 vs. Western Kentucky &+		W, 77-61
Nov. 25 vs. (18/17) North Carolina &+		W, 63-56
Nov. 26 vs. (5/6) Iowa &+		L, 77-70
Dec. 1 Jackson State +		W, 79-37
Dec. 6 McNeese State +		W, 101-39
Dec. 9 vs. Missouri +		W, 84-56
Dec. 16 North Florida +		W, 79-53
Dec. 18 Oral Roberts +		W, 102-59
Dec. 20 Southern +		W, 84-52
Dec. 30 at Cincinnati +		W, 66-41
Jan. 3 Houston +		W, 72-38
Jan. 6 at UCF +		W, 72-56
Jan. 10 Oklahoma +		W, 74-57
Jan. 13 (10/10) Texas +		W, 61-58
Jan. 17 at TCU +		W%, Forfeit
Jan. 20 Kansas +		W, 69-58
Jan. 22 at (13/13) Baylor +		W, 58-55
Jan. 27 BYU +		4 p.m.
Jan. 31 at Oklahoma +		6 p.m.
Feb. 4 at Texas +		1 p.m.
Feb. 10 Oklahoma State +		4 p.m.
Feb. 14 at Iowa State +		6:30 p.m.
Feb. 17 UCF +		4 p.m.
Feb. 21 West Virginia +		6:30 p.m.
Feb. 25 at Kansas +		1 p.m.
Feb. 28 Iowa State +		6:30 p.m.
Mar. 2 at Texas Tech +		2 p.m.

Schedule subject to change | **Bold** indicates home game | All times Central | Opponent Rankings are AP/Coaches | + - Game broadcast on K-State Sports Network and kstatesports.com | & - Gulf Coast Showcase (Estero, Fla.) | ^ - Bill Snyder Basketball Classic (St. Joseph, Mo.) | * - Big 12 game | % - TCU forfeit; only counts in league record & no contest for overall record | ! - Phillips 66 Big 12 Championship (Kansas City, Mo.)

2023-24 K-STATE WOMEN'S BASKETBALL NOTES

BY STATE

Arizona (1)

Heavenly Greer (Phoenix)

Australia (1)

Rebekah Dallinger (Sydney)

Kansas (2)

Taryn Sides (Phillipsburg); Zyanna Walker (Wichita)

Minnesota (1)

Ayoka Lee (Byron)

Missouri (4)

Brylee Glenn (Kansas City); Jaelyn Glenn (Kansas City)
Eliza Maupin (Webster Groves); Serena Sundell (Maryville)

North Carolina (1)

Imani Lester (Raleigh)

Oklahoma (2)

Gabby Gregory (Tulsa); Mikayla Parks (Norman)

Pennsylvania (1)

Alexis Hess (Blandon)

Spain (1)

Gisela Sanchez (Barcelona)

Texas (1)

Ja'Mia Harris (Lancaster)

BY POSITION

Guards (9)

Rebekah Dallinger; Brylee Glenn; Jaelyn Glenn; Gabby Gregory;
Ja'Mia Harris; Mikayla Parks; Taryn Sides; Serena Sundell;
Zyanna Walker

Forwards (5)

Heavenly Greer; Alexis Hess; Imani Lester; Eliza Maupin; Gisela Sanchez

Center (1)

Ayoka Lee

BY CLASS

Senior (3)

Rebekah Dallinger; Gabby Gregory; Ayoka Lee

Juniors (4)

Brylee Glenn; Jaelynn Glenn; Heavenly Greer; Serena Sundell

Redshirt Sophomore (1)

Gisela Sanchez

Sophomores (2)

Eliza Maupin; Mikayla Parks

Redshirt Freshman (2)

Ja'Mia Harris; Imani Lester; Zyanna Walker

Freshmen (2)

Alexis Hess; Taryn Sides

K-STATE WOMEN'S BASKETBALL SOCIAL MEDIA DIRECTORY

X (TWITTER)

K-State WBB	@KStateWBB
K-State Athletics	@KStateSports
Jeff Mittie	@JeffMittie
Ebony Gilliam	@ebony_gilliam
Ebony Haliburton	@ebony_kstate
Staci Gregorio	@stacigregorio
Mike Nicholson	@hoopsbynick
Katie Falco	@KatieFalco1
Elisabeth Brown	@BBallBrown
Dalton Smith	@DaltonSmith42
Kacie Jones	@Kacie_Jones1
Gene Taylor	@KSTATEADGT

INSTAGRAM

@kstatewbb | @kstatesports

FACEBOOK

Facebook.com/KStateSports

2023-24 K-STATE ROSTER

#	NAME	POSITION	HEIGHT	YEAR-EXP.	HOMETOWN (PREVIOUS SCHOOL)
1	Zyanna Walker	G	5-8	R-Fr.-TR	Wichita, Kan. (Louisville)
2	Ja'Mia Harris	G	5-11	R-Fr.-SQ	Lancaster, Texas (DeSoto HS)
3	Jaelyn Glenn	G	6-1	Jr.-2L	Kansas City, Mo. (The Barstow School)
4	Serena Sundell	G	6-1	Jr.-2L	Maryville, Mo. (Maryville HS)
5	Brylee Glenn	G	6-0	Jr.-2L	Kansas City, Mo. (The Barstow School)
10	Mikayla Parks	G	5-10	So.-1L	Norman, Okla. (Norman HS)
11	Taryn Sides	G	5-6	Fr.-HS	Phillipsburg, Kan. (Phillipsburg HS)
12	Gabby Gregory	G	6-0	Sr.-1L	Tulsa, Okla. (Oklahoma)
14	Rebekah Dallinger	G	5-9	Sr.-2L	Sydney, Australia (Miles [Montana] CC)
15	Heavenly Greer	F	6-3	Jr.-1L	Phoenix, Ariz. (Oklahoma)
21	Eliza Maupin	F	6-4	So.-1L	Webster Groves, Mo. (Webster Groves HS)
30	Gisela Sanchez	F	6-3	R-So.-SQ	Barcelona, Spain (Arizona)
32	Imani Lester	F	6-3	R-Fr.-TR	Raleigh, N.C. (Louisville)
35	Alexis Hess	F	6-2	Fr.-HS	Blandon, Pa. (Fleetwood Area HS)
50	Ayoka Lee	C	6-6	Sr.-3L	Byron, Minn. (Byron HS)

HEAD COACH
ASSISTANT COACH
ASSISTANT COACH
ASSISTANT COACH
CHIEF OF STAFF
RECRUITING COORDINATOR
DIR. OF STUDENT DEVELOPMENT & BRANDING
DIRECTOR OF VIDEO OPERATIONS/ANALYTICS

Jeff Mittie (Missouri Western '89 - 10th Season)
Ebony Gilliam (TCU '04 - 10th Season)
Ebony Haliburton (Oral Roberts '08 - 7th Season)
Staci Gregorio (Pacific '10 - 5th Season)
Mike Nicholson (Missouri '90 - 3rd Season)
Katie Falco (Northern Iowa '03 - 1st Season)
Elisabeth Brown (Texas A&M '19 & '22 - 1st Season)
Dalton Smith (Nebraska Kearney '20 - 2nd Season)

PRONUNCIATION GUIDE

Rebekah Dallinger	DOLL-in-jer	Ayoka Lee	a-OAK-uh
Ja'Mia Harris	jah-ME-uh	Gisela Sanchez	gee-SELL-ah

K-STATE STARTERS



3 | JAELYN GLENN
G | 6-1 | Jr.
Kansas City, Mo.

PPG	RPG	APG
7.2	4.3	2.1



4 | SERENA SUNDELL
G | 6-1 | Jr.
Maryville, Mo.

PPG	RPG	APG
11.1	4.2	4.8



5 | BRYLEE GLENN
G | 6-0 | Jr.
Kansas City, Mo.

PPG	RPG	APG
5.9	2.0	1.0



12 | GABBY GREGORY
G | 6-0 | Sr.
Tulsa, Okla.

PPG	RPG	APG
9.1	3.5	3.6



30 | GISELA SANCHEZ
F | 6-3 | So.
Barcelona, Spain

PPG	RPG	APG
5.6	4.4	1.6

K-STATE BENCH



1 | ZYANNA WALKER
G | 5-8 | R-Fr.
Wichita, Kan.

PPG	RPG	APG
8.1	3.8	1.6



2 | JA'MIA HARRIS
G | 5-11 | Fr.
Lancaster, Texas

PPG	RPG	APG
1.8	0.5	0.4



11 | TARYN SIDES
G | 5-6 | Fr.
Phillipsburg, Kan.

PPG	RPG	APG
4.1	2.7	3.9



14 | REBEKAH DALLINGER
G | 5-9 | Sr.
Sydney, Australia

PPG	RPG	APG
1.5	0.8	0.3



15 | HEAVENLY GREER
F | 6-3 | Jr.
Phoenix, Ariz.

PPG	RPG	APG
1.5	1.6	0.0



21 | ELIZA MAUPIN
F | 6-4 | So.
Webster Groves, Mo.

PPG	RPG	BPG
3.3	2.3	0.3



32 | IMANI LESTER
F | 6-3 | R-Fr.
Raleigh, N.C.

PPG	RPG	BPG
1.4	1.6	0.7



50 | AYOKA LEE
C | 6-6 | Sr.
Byron, Minn.

PPG	RPG	BPG
19.8	8.2	2.7



10 | MIKAYLA PARKS
G | 5-10 | So.
Norman, Okla.

Redshirt in 2023-24



35 | ALEXIS HESS
F | 6-2 | Fr.
Blandon, Pa.

Redshirt in 2023-24

2023-24 ALL-AMERICAN CANDIDATE

2023-24 ALL-BIG 12 CANDIDATE

2023-24 WOODEN AWARD
MIDSEASON TOP-25 CANDIDATE

2023-24 NAISMITH TROPHY
CANDIDATE

2023-24 LISA LESLIE AWARD
CANDIDATE

2023-24 PRESEASON ALL-BIG 12

2021-22 ALL-AMERICA 1ST TEAM
(SPORTS ILLUSTRATED)

2021-22 ALL-AMERICA 1ST TEAM
(THE ATHLETIC)

2021-22 ALL-AMERICA 2ND TEAM
(ASSOCIATED PRESS)

2021-22 ALL-AMERICA 2ND TEAM (USBWA)

TWO-TIME WBCA ALL-AMERICA
HONORABLE MENTION (2021 & 2022)

SET NCAA DIVISION I RECORD FOR
POINTS IN A SINGLE GAME (61)

AYOKA

LEE

SENIOR | CENTER | BYRON, MINN.





GABBY

GREGORY

SENIOR | GUARD/FORWARD | TULSA, OK

2023-24 ALL-AMERICAN CANDIDATE

2023-24 ALL-BIG 12 CANDIDATE

2023-24 NAISMITH TROPHY
CANDIDATE

2023-24 ANN MEYERS DRYSDALE
AWARD CANDIDATE

2023-24 PRESEASON ALL-BIG 12

2022-23 ALL-BIG 12 FIRST TEAM

2022-23 WACO TRIBUNE-HERALD
ALL-BIG 12 SECOND TEAM

2022-23 ANN MEYERS DRYSDALE
AWARD TOP-10

2022-23 DAWN STALEY AWARD
LATER SEASON WATCH LIST

SERENA

SUNDELL

JUNIOR | GUARD | MARYVILLE, MO

2023-24 ALL-AMERICAN CANDIDATE

2023-24 ALL-BIG 12 CANDIDATE

2023-24 NANCY LIEBERMAN AWARD
WATCH LIST

2023-24 PRESEASON ALL-BIG 12
HONORABLE MENTION

TWO-TIME ALL-BIG 12
HONORABLE MENTION (2022 & 2023)

2022-23 PRESEASON ALL-BIG 12

2022 BIG 12 ALL-FRESHMAN TEAM





HC | JEFF MITTIE

10TH SEASON AT K-STATE | 32ND SEASON AS A HEAD COACH

MITTIE'S COACHING STAFF



<< **Ebony Gilliam**
Assistant Coach



<< **Ebony Haliburton**
Assistant Coach



<< **Staci Gregorio**
Assistant Coach

MITTIE'S CAREER RECORD

- Career: 637-363 (.637) - 32nd season
- K-State: 183-128 (.588) - 10th season

Home: 395-111 (.781) - career | 121-46 (.725) - at K-State
Road: 167-201 (.454) - career | 42-64 (.396) - at K-State
Neutral: 75-51 (.595) - career | 20-18 (.526) - at K-State

Longest Winning Streak at K-State: 13, (12/1/23 - active)
Longest Losing Streak at K-State: 10 (Dec. 18, 2020 - Feb. 13, 2021)

MITTIE'S TROPHY CASE

- 2010 Mountain West Conference Coach of the Year
- 2010 Mountain West Conference Regular Season Champions
- 2005 Conference USA Tournament Champions
- 2003 Conference USA Tournament Champions
- 2002 Conference USA Coach of the Year
- 2002 Conference USA Regular Season Champions
- 2001 WAC Coach of the Year
- 2001 WAC Regular Season Champions
- 2001 WAC Tournament Champions
- 1995 MIAA Coach of the Year
- 1995 MIAA Regular Season Champions
- 1995 MIAA Tournament Champions
- 1994 MIAA Coach of the Year
- 1994 MIAA Regular Season Champions

MITTIE BY THE NUMBERS

- **.637** - Career winning percentage
- **5** - Associated Press All-Americans he has coached
- **5** - Conference Coach of the Year awards
- **9** - League titles in four different conferences
- **17** - 20-win seasons as a head coach
- **22** - Postseason appearances
- **29** - Winning seasons in 32 years as a head coach
- **58** - Academic All-Conference selections he has coached
- **69** - All-Conference selections he has coached
- **183** - Wins at Kansas State
- **637** - Career wins

MITTIE AT K-STATE

- Seven postseason appearances including four NCAA Tournament appearances
- One Associated Press All-American (Ayoka Lee - 2022)
- Three 20-win seasons
- 22 All-Big 12 selections
- Five Big 12 All-Defensive Team honorees
- One Big 12 Freshman of the Year (Ayoka Lee)
- Five Big 12 All-Freshman Team selections
- 2019 U.S. Pan American Games selection (Peyton Williams)
- 37 Academic All-Big 12 selections
- Four Big 12 Scholar-Athlete of the Year recipients
- Nine CoSIDA Academic All-District VII honorees
- Four CoSIDA Academic All-Americans (Shaelyn Martin - 2018, Peyton Williams - 2020; Ayoka Lee - 2021 & 2022)

MITTIE IN 10TH SEASON AT K-STATE

- Jeff Mittie, one of the winningest active coaches in NCAA Division I with over 600 career wins, enters his 10th season at the helm of the K-State program in 2023-24.
- Mittie, the ninth head women's basketball coach in K-State history, owns an overall career record of 637-363 (.637) in 32 years as a head coach, including a 183-128 (.588) mark in his time at K-State. He has won 19 or more games in seven of his previous nine seasons with K-State.
- Mittie registered the 600th win of his coaching career, an 83-43 victory over Central Arkansas on Nov. 7, 2022.
- His 637 career wins at NCAA programs ranks 17th amongst active NCAA Division I head coaches.
- With his 183 wins at Kansas State, Mittie ranks third for wins at the helm of the K-State program.
- Mittie is the third-longest tenured head coach in K-State women's basketball history.
- In the 2016-17 season, K-State's 23 wins were Mittie's most at the helm of the Wildcats and the most for Mittie since registering 23 in the 2007-08 season at TCU.
- He has averaged 20.0 wins per season and experienced only two losing seasons in his 30 seasons.
- Mittie has 22 postseason appearances in his career (NCAA or WNIT Tournaments), in which he has a combined record of 23-20 (.535).
- Mittie ranks second in program history for NCAA Tournament appearances with four, trailing Deb Patterson's program record nine appearances. Mittie is 3-4 in his four NCAA Tournament appearances with the Wildcats.

MITTIE'S CAREER RECORD VS. 2023-24 OPPONENTS

Non-Conference Opponents			
Opponent	W	L	.Pct.
Iowa	2	1	.667
Jackson State	1	0	1.000
Little Rock	3	0	1.000
McNeese State	1	0	1.000
Missouri	2	2	.500
North Carolina	1	1	.500
North Florida	1	0	1.000
Oral Roberts	3	1	.750
Presbyterian	1	0	1.000
Southern	3	0	1.000
Western Kentucky	5	7	.417
Wisconsin	2	0	1.000

Big 12 Conference Opponents

Opponent	W	L	.Pct.
Baylor	4	25	.138
BYU	7	8	.467
Cincinnati	5	1	.833
Houston	12	6	.667
Iowa State	8	17	.320
Kansas	20	9	.690
Oklahoma	11	20	.355
Oklahoma State	14	12	.538
TCU	11	9	.550
Texas	6	21	.222
Texas Tech	19	8	.704
UCF	2	0	1.000
West Virginia	7	20	.259

MITTIE YEAR-BY-YEAR RECORD

Year	School	Record	Postseason
2023-24	Kansas State	19-1	
2022-23	Kansas State	19-17	WNIT 3rd Round
2021-22	Kansas State	20-13	NCAA 2nd Round
2020-21	Kansas State	9-18	--
2019-20	Kansas State	16-13	DNP*
2018-19	Kansas State	21-12	NCAA 1st Round
2017-18	Kansas State	18-16	WNIT 3rd Round
2016-17	Kansas State	23-11	NCAA 2nd Round
2015-16	Kansas State	19-13	NCAA 2nd Round
2014-15	Kansas State	19-14	WNIT 2nd Round
2013-14	TCU	18-15	WNIT 1st Round
2012-13	TCU	9-21	--
2011-12	TCU	16-14	--
2010-11	TCU	22-11	WNIT 1st Round
2009-10	TCU	22-9	NCAA 1st Round
2008-09	TCU	20-11	NCAA 1st Round
2007-08	TCU	23-12	WNIT Quarterfinals
2006-07	TCU	21-11	NCAA 1st Round
2005-06	TCU	19-12	NCAA 2nd Round
2004-05	TCU	23-10	NCAA 1st Round
2003-04	TCU	25-7	NCAA 2nd Round
2002-03	TCU	20-14	NCAA 2nd Round
2001-02	TCU	24-7	NCAA 2nd Round
2000-01	TCU	25-8	NCAA 2nd Round
1999-00	TCU	16-14	--
1998-99	Arkansas State	18-14	WNIT Quarterfinals
1997-98	Arkansas State	20-10	--
1996-97	Arkansas State	20-8	--
1995-96	Arkansas State	17-10	--
1994-95	Missouri Western	31-3	NCAA D-II 3rd Place
1993-94	Missouri Western	29-3	NCAA D-II Semifinals
1992-93	Missouri Western	16-11	--

31 Years **637-363 (.637)** **22 Postseasons**

* - did not play due to COVID-19 pandemic

MOST K-STATE CAREER VICTORIES

Wins	Coach	Years
350	Deb Patterson	1996-2014
206	Judy Akers	1968-79
183	Jeff Mittie	2014-present

637

CAREER WINS

Big 12 WBB Coaches - Career NCAA Records

1.	Bill Fennelly, Iowa State	768-360
2.	Jeff Mittie, Kansas State	637-363
3.	Brandon Schneider, Kansas	518-283
4.	Mark Kellogg, West Virginia	461-122
5.	Vic Schaeffer, Texas	395-201
6.	Krista Gerlich, Texas Tech	345-202
7.	Jennie Baranczyk, Oklahoma	255-118
8.	Katrina Merriweather, Cincinnati	161-78
9.	Ronald Hughey, Houston	132-162
10.	Jacie Hoyt, Oklahoma State	113-85
11.	Sytia Messer, UCF	77-64
12.	Nicki Collen, Baylor	63-23
13.	Mark Campbell, TCU	54-28
14.	Amber Whiting, BYU	28-25

TEAM COMPARISONS

(4/2) KANSAS STATE		BYU	
19-1, 8-0 Big 12	Record	12-8, 2-5 Big 12	
Jeff Mittie (Missouri Western '89)	Head Coach	Amber Whiting (BYU '01)	
183-128 (.588; 10th season)	Record at School	28-25 (.528; 2nd season)	
637-363 (.637; 32nd season)	Career Record	Same	
W, 58-55, at (13/13) Baylor (1/22/24)	Last Game	W, 60-46, vs. Texas Tech (1/20/24)	
W13	Current Streak	W1	
Ayoka Lee (19.8 ppg)	Scoring Leaders	Lauren Gustin (15.6 ppg)	
Ayoka Lee (8.2 rpg)	Rebounding Leaders	Lauren Gustin (15.2 rpg)	
Serena Sundell (4.8 apg)	Assist Leaders	Nani Falatea (4.7 apg)	

K-STATE	STATS	BYU	K-STATE	STATS	BYU
74.9	Scoring	68.5	41.0	Rebounds/game	40.3
52.1	Scoring Defense	65.1	33.0	Opp. Rebounds/game	32.9
+22.8	Scoring Margin	+3.4	+8.0	Rebounding Margin	+7.4
.475	FG Pct.	.452	19.7	Assists/game	15.8
.326	Opp. FG Pct.	.384	13.8	Turnovers/game	17.7
.311	3-Pt. FG Pct.	.375	16.6	Opp. Turnovers/game	12.5
.216	Opp. 3-Pt. FG Pct.	.322	8.6	Steals/game	5.7
.705	FT Pct.	.618	6.1	Blocks/game	4.2

LAST TIME VS. BYU



Official Basketball Box Score -- Game Totals -- Final Statistics
BYU vs Kansas State
 11/16/11 7 p.m. at Bramlage Coliseum (Manhattan, Kan.)



BYU 46 • 1-2

##	Player	Total			3-Ptr			Rebounds			PF	TP	A	TO	Blk	Stl	Min
		FG-FGA	FT-FTA	FT-Pct	FG-FGA	FT-FTA	FT-Pct	Off	Def	Tot							
32	PETERSON, Dani	f	2-7	0-0	0-0	2	1	3	2	4	1	1	0	1	2	27	
35	RILEY, Kristen	f	1-6	0-0	0-0	0	3	3	3	2	2	3	1	2	30		
04	PARKER, Kim	g	5-10	0-4	1-1	1	2	3	2	11	1	0	0	0	31		
21	EATON, Lexi	g	6-11	0-1	4-4	0	5	5	1	16	1	2	0	1	33		
33	STEED, Haley	g	5-13	3-6	0-0	1	4	5	4	13	5	4	0	2	35		
02	ROVETTI, Stephanie		0-3	0-1	0-0	2	0	2	1	0	1	2	0	0	11		
03	GARFIELD, Ashley		0-1	0-0	0-0	2	0	2	0	0	0	1	0	0	7		
11	HARRY, Xojian		0-1	0-1	0-0	0	0	0	0	0	0	1	0	0	4		
12	VERMUNT, Stephanie		0-0	0-0	0-0	0	3	3	1	0	0	2	1	0	11		
41	BAILEY, Morgan		0-3	0-1	0-0	0	2	2	0	0	0	0	0	0	11		
Team						3	4	7									
Totals			19-55	3-14	5-5	11	24	35	14	46	11	16	2	6	200		

FG % 1st Half:	9-28	32.1%	2nd half:	10-27	37.0%	Game:	19-55	34.5%	Deadball Rebounds:	0,1
3FG % 1st Half:	2-6	33.3%	2nd half:	1-8	12.5%	Game:	3-14	21.4%		
FT % 1st Half:	1-1	100.0%	2nd half:	4-4	100.0%	Game:	5-5	100.0%		

Kansas State 59 • 2-0

##	Player	Total			3-Ptr			Rebounds			PF	TP	A	TO	Blk	Stl	Min
		FG-FGA	FT-FTA	FT-Pct	FG-FGA	FT-FTA	FT-Pct	Off	Def	Tot							
33	Childs, Jalana	f	8-17	0-1	2-3	5	4	9	1	18	0	1	1	0	36		
34	Brown, Branshea	f	2-6	0-0	0-0	2	5	7	4	4	1	1	3	1	34		
02	Chambers, Brittany	g	3-14	1-6	6-7	2	2	4	0	13	4	1	0	1	39		
13	Dickey, Tasha	g	1-4	1-3	0-0	0	6	6	0	3	0	2	0	0	21		
22	White, Mariah	g	5-11	0-3	1-1	1	3	4	1	11	5	4	0	2	36		
11	Caron, Chantay		3-4	1-1	1-1	1	0	1	1	8	0	0	0	0	10		
20	Ostermann, Emma		0-1	0-0	0-0	1	0	1	0	0	1	0	0	0	6		
21	Chisholm, JuliAnne		1-5	0-3	0-0	1	2	3	0	2	0	0	0	1	17		
23	Woods, Ashia		0-0	0-0	0-0	0	0	0	0	0	0	0	0	0	1		
Team						3	2	5									
Totals			23-62	3-17	10-12	16	24	40	7	59	11	9	4	5	200		

FG % 1st Half:	12-34	35.3%	2nd half:	11-28	39.3%	Game:	23-62	37.1%	Deadball Rebounds:	0,1
3FG % 1st Half:	3-10	30.0%	2nd half:	0-7	0.0%	Game:	3-17	17.6%		
FT % 1st Half:	2-2	100.0%	2nd half:	8-10	80.0%	Game:	10-12	83.3%		

Officials: Michael Price, Laura Morris, Jules Gallien
 Technical fouls: BYU-None. Kansas State-None.
 Attendance: 2889

Score by periods	1st	2nd	Total
BYU	21	25	46
Kansas State	29	30	59

SERIES HISTORY vs. BYU

3-0

- K-State leads the series with BYU, 3-0.
- Head coach Jeff Mittie is 7-8 in his coaching career against BYU.
- The last meeting between the teams came on Nov. 16, 2011, in Manhattan, a 59-46 K-State win.

Overall:	K-State leads, 3-0
Mittie vs. BYU:	7-8
Last Meeting:	Nov. 16, 2011 (H)
Last Result:	K-State won, 59-46
Current Streak:	K-State won 3
Last K-State Win:	Nov. 16, 2011 (H)
at K-State:	1-0
at BYU:	1-0
Neutral Site:	1-0
Last 5 Meetings:	
Nov. 16, 2011	K-State won, 59-46 (H)
Nov. 27, 2009	K-State won, 65-62 (A)
Nov. 24, 1978	K-State won, 101-96 (N)

AT A GLANCE: BYU

- BYU (12-8, 2-5 Big 12) enters Saturday's game following a 60-46 win over Texas Tech last Saturday.
- On the sideline, BYU is led by second-year head coach Amber Whiting. Whiting, a 2001 graduate of BYU, is 28-25 (.528) during her time in Provo.
- On the floor, the Cougars feature three players in double figures including senior Lauren Gustin and freshmen Kailey Woolston and Amari Whiting.
- Gustin leads the nation in rebounding at 15.2 per game. The product of Salem, Utah, is the national active career leader for rebounds with 1,214 (13.8 rpg). Gustin also paces BYU in scoring at 15.6 points per game on a .525 field goal percentage. Against Texas Tech, Gustin tallied 17 points and 14 rebounds, including eight offensive boards.
- Woolston is second on the team in scoring with 13.8 points per game on a .477 field goal percentage including a .452 three-point field goal percentage. Against the Lady Raiders, Woolston tallied 15 points.
- Whiting is third on the squad in scoring with 10.9 points per game and is second on the team in rebounding (5.0 rpg) and assists per game (3.8 apg).

K-STATE ON THIS DATE

Record: 7-9 | Streak: Won 2 |
 Last Time: 2009 - vs. Nebraska; K-State won 51-40

All-Time Games on January 27

Season	h/a/n	Opponent	Score	W/L
2008-09	h	Nebraska	51-40	W
2007-08	a	at (14) Oklahoma State	68-63	W
2006-07	a	at Iowa State	73-68	L
2003-04	h	(16) Baylor	85-65	W
2001-02	h	(12) Texas Tech	76-63	W
2000-01	h	Kansas	65-62	L
1998-99	h	Texas A&M	73-59	L
1994-95	a	at (5) Colorado	76-66	L
1993-94	h	NE Illinois	71-37	W
1989-90	a	at Kansas	63-51	W
1987-88	h	Missouri	79-66	L
1986-87	a	at Oklahoma State	75-67	L
1980-81	h	(5) Kansas	88-66	L
1978-79	h	Minnesota	68-66	L
1977-78	n	vs. UNLV	89-62	W
1971-72	a	at Kansas	33-32	L



The 2023-24 K-State Women's Basketball Media Guide can be found at kstatesports.com or by using the above QR code.

K-STATE ATHLETIC COMMUNICATIONS

Kansas State Athletic Communications
1800 College Ave., West Stadium Center
Manhattan, KS 66502
Phone: (785) 532-6735 • Fax: (785) 532-6093

Randy Peterson

Asst. Athletic Communications Director/WBB Contact
Office: (785) 532-7975 • Cell: (785) 587-7769
E-mail: rpeterson@kstatesports.com

ON THE INTERNET

All K-State releases and game notes, results, statistics, boxscores, schedules, rosters and coach and player information is available on the Internet at www.kstatesports.com. Also available at kstatesports.com, free live audio and free live stats. Recaps and statistics are updated after each game. For live video feeds of selected games, please visit kstatehd.tv.

TWICE-WEEKLY RELEASES

The Athletics Communications Office e-mails its twice-weekly women's basketball releases typically two days before the next contest. The game notes are also available at www.kstatesports.com in both text and PDF formats. If you are interested in receiving releases and game notes via e-mail, please contact **Randy Peterson** at rpeterson@kstatesports.com to be placed on the list.

MEDIA OPPORTUNITIES

COACH JEFF MITTIE AVAILABILITY

Head coach Jeff Mittie will be available for interviews twice weekly during the season (typically Mondays and Thursdays). Please contact Randy Peterson for dates and times of this availability.

PLAYER AVAILABILITY

All player interviews **MUST** be arranged through the K-State Athletics Communications Office. During the season, players are available to the media twice a week, typically Mondays and Thursdays. To arrange an interview before or after practice, please contact Randy Peterson at least one day in advance. Players will not be available for game-day interviews until the postgame press conference.

POSTGAME POLICY

Kansas State's locker room is closed. Media will be asked to submit a list of player requests to Randy Peterson with eight minutes remaining in the contest. Head coach Jeff Mittie and requested players will be available via Zoom.

WE ARE K-STATE

When referring to Kansas State University, please only use the terms **Kansas State** or **K-State**. Please refrain from using KSU, Kansas St., Kan. St., or any other variation. The only acceptable nicknames include **Wildcats** or **Cats**. In addition, K-State plays in the **Big 12 Conference** or **Big 12**. Please do not use roman numerals (Big XII) when referring to the Conference. Your cooperation is appreciated.

LAST TIME OUT

(4/7) K-State 58, at (13/13) Baylor 55 (Jan. 22, 2024; Waco, Texas)
• K-State won in Waco for the second time in program history to extend its overall win streak to 13 and its road winning streak to five, its longest since 2012-13 and 2018-19.
• The win on Monday came in head coach **Jeff Mittie's** 1,000th career game as a head coach.
• K-State was led by **Serena Sundell** with 16 points, five rebounds, four steals and three assists. **Gabby Gregory** tallied 16 points and four assists, while **Eliza Maupin** came off the bench to card a career-high 16 points on 6-of-6 shooting and hauled in nine rebounds.

WILDCATS OFF TO FAST START

• Kansas State has opened the season with a 19-1 overall record.
• This is the best 20-game start in program history.

WILDCATS WINNING STREAK

• K-State has pieced together one of the longest winning streaks in program history with its active 13-game winning streak.
• This is the longest winning streak in the **Jeff Mittie** era and is tied for the fourth-longest in school history.
• This is the 10th double-digit winning streak in school history and the longest since the 2008-09 season when the Wildcats carded a 14-game winning streak.
• K-State's winning streak is tied for the second-longest active winning streak in the nation.
• K-State's current eight-game winning streak in Big 12 play is the longest conference win streak in the **Jeff Mittie** era and tied for the third-longest conference win streak in program history. The school record for consecutive conference wins stands at nine straight in both the 2002-03 and 2003-04 seasons.

LONGEST WIN STREAKS | K-STATE

Rk.	Season (Dates)	Win Streak
1.	1981-82 (1/14/82 - 3/18/82)	17
2.	2001-02 (11/26/01 - 1/16/02)	14
	2008-09 (11/14/08 - 1/14/09)	14
4.	2002-03 (12/2/02 - 1/25/03)	13
	2023-24 (12/1/23 - active)	13

1ST MONTH THE 1ST TO 250 WINS

• January was the first month in the history of K-State women's basketball to surpass the 250-win plateau and the Wildcats own an overall record in the month of 258-192 (.573) in the first month of the year.
• Head coach **Jeff Mittie** is 38-40 (.487) in January with the Wildcats.
• K-State has registered a .500 or better record in January 34 times in the history of the program.

K-STATE AMONG THE RANKINGS

• Kansas State continued its climb in the Associated Press (AP) top-25 poll, as the Wildcats moved to 4th in the Jan. 22 poll.
• The Wildcats have achieved the program's highest ranking in the **Jeff Mittie** era (2014-present). It is the highest ranking for the program since the AP since the 2002-03 season when K-State was ranked 4th on March 3.
• Since making its poll debut on Nov. 20 this season, K-State has been ranked for 10 consecutive weeks this season. This is the longest consecutive streak for K-State since a 12-week stretch in the 2008-09 season. In its history, K-State has now been ranked for a total of 184 weeks in the AP poll.
• As an AP ranked team, K-State owns a 241-88 (.733) record.
• The Wildcats are ranked 2nd in the USA Today/WBCA Coaches Poll. This is the highest K-State has been ranked in the Coaches Poll since being ranked 2nd in the third poll of the 2002-03 season.
• This season is the first time since the 2008-09 season that K-State has been ranked in nine straight USA Today/WBCA Coaches Polls.

K-STATE AGAINST RANKED OPPONENTS

• The Wildcats are 91-239 (.276) against teams ranked in the Associated Press (AP) poll including a 57-69 (.452) mark against AP ranked teams in Manhattan.
• The Wildcats are 4-1 this season against AP top-25 opponents and are one of six teams in the nation with four wins against AP

top-25 foes.

• This is the 10th time in program history that K-State has won four or more games against AP ranked foes in a season. The four wins are the most since the 2016-17 season when the Wildcats won four games against ranked opponents.
• The Wildcats captured its second-ever win over an Associated Press number two ranked foe and first since the 1982-83 season by defeating then-second-ranked Iowa, 65-58, on Nov. 16, 2023 in Iowa City. K-State is 24-113 (.175) all-time in games against AP top-10 opponents.
• This was the highest ranked opponent K-State has defeated on the road.
• According to ESPN Stats & Info, K-State became the first NCAA Division I women's basketball program in the last 25 years to be unranked and defeat the same Associated Press top-5 team in consecutive seasons.
• According to Stats Perform, K-State is the sixth team to defeat an AP second-ranked team on the road since 1999-00.
• The wins over Iowa and 10th-ranked Texas marked the third and fourth top-10 wins for the Wildcats in three seasons, as K-State downed also fourth-ranked Iowa on Nov. 17, 2022, and 10th-ranked Baylor on Jan. 2, 2022.
• K-State is 19-62 (.235) against AP ranked opponents in head coach **Jeff Mittie's** 10 seasons.

TOP RANKED K-STATE WINS | MITTIE ERA

Rk.	Ranking, Opponent (Date)	Score
1.	2, at Iowa (11/16/23)	65-58
2.	4, Iowa (11/17/22)	84-83
3.	10, Baylor (1/2/22)	68-59
	10, Texas (1/13/24)	61-58
5.	11, Texas (1/16/19)	87-69

K-STATE TOP-20 IN NCAA HISTORY FOR WINS

• K-State is in its 56th season of action and ranks among the top programs in NCAA history for all-time wins.
• K-State's all-time record stands at 1,036-657 (.612) and the Wildcats entered the 2023-24 season ranked 19th in NCAA Division I women's basketball history for program wins. The Wildcats were the 19th program in NCAA Division I history to reach 1,000 or more wins as a program and the third among the Big 12 (Texas, Baylor). K-State is averaging 18.5 wins per season.
• Kansas State is one of four teams in the nation to be guided by an active head coach with 600 or more career wins and the program has surpassed the 1,000-win mark (Stanford, UConn, NC State).
• The Wildcats have accumulated 26 20-win seasons and have secured 391 victories inside Bramlage Coliseum.
• K-State has 227 wins in the Big 12 Conference.
• Kansas State has registered 241 victories when they were ranked in the Associated Press top-25 poll and achieved 91 wins against teams ranked in the AP poll.

ALL-TIME WINS OF BIG 12 SCHOOLS

Rk.	School	Wins
1.	Texas	1,201
2.	Baylor	1,089
3.	Kansas State	1,036
4.	Texas Tech	981
5.	Kansas	900
	Oklahoma	900
7.	BYU	880
8.	West Virginia	875
9.	Oklahoma State	777
10.	Iowa State	750
11.	Houston	729
12.	UCF	680
13.	Cincinnati	677
14.	TCU	667

HALFTIME LEAD = K-STATE 'W'

• Since the 2001-02 season, K-State is 371-50 (.881) when leading at the break, including a 16-0 record in the 2023-24 season.
• K-State is 145-17 (.895) when leading at the break under head coach **Jeff Mittie**.
• Since the start of the 2007-08 season, K-State is 277-17 (.942) when leading with five minutes to play including a 161-6 (.964) record under Mittie.

TOP K-STATE PERFORMANCES IN THE JEFF MITTIE ERA (2014-15 TO PRESENT)

MAGIC NUMBER IS 70 POINTS

- Since the 2014-15 season, K-State is 104-19 (.846) when scoring 70 or more points in a game.
- The Wildcats are averaging 74.9 points per game this season and have scored 70 or more points in a game 13 times (12-1).
- Kansas State tallied a season-high 102 points against Oral Roberts on Dec. 18 and tallied 101 points against McNeese State on Dec. 6.
- This is the first time since the 2002-03 season in which the Wildcats have scored 100 or more points in two or more games in a season.
- In its history, K-State has scored 100 or more points in a game 28 times (28-0) including five times in the **Jeff Mittie** era.
- K-State averaged 70.1 points per game in the 2022-23 season on a .402 field goal percentage. The 70.1 points per game last season was the highest since K-State averaged 71.4 in the 2004-05 season.
- The Wildcats scored 70 or more points in a game 21 times (16-5) including a season-high 93 against Northern Arizona on Nov. 25 during the Paradise Jam.
- The 21 games with 70 or more points scored were the most in the **Jeff Mittie** era and the highest since the 2001-02 season (23).

K-STATE POINTS PER GAME | MITTIE ERA

Season	FG%	PPG	Season	FG%	PPG
2023-24	.475	74.9	2018-19	.405	64.5
2022-23	.402	70.1	2017-18	.411	68.0
2021-22	.407	66.1	2016-17	.420	67.5
2020-21	.411	63.0	2015-16	.409	64.4
2019-20	.405	68.8	2014-15	.386	59.6

SKY-HIGH FIELD GOAL PERCENTAGE

- When K-State shoots 50.0 percent or better in the **Jeff Mittie** era, Kansas State has been victorious. Since the 2014-15 season, the Wildcats are 35-5 (.875) when shooting 50.0 percent or better.
- K-State tallied a season-high 56.7 percent (34-of-60) effort from the field against Southern on Dec. 20. The Wildcats have shot 50.0 percent or better from the field in a game six times this season.
- The Wildcats are shooting 47.5 percent from the field this season, which ranks second in the Big 12 and 16th in the nation.
- K-State owns 32 quarters with a field goal percentage of 50.0 percent or better. Of the 80 quarters played this season, the Wildcats have tallied a 50.0 percent field goal percentage or better in 40.0 percent of quarters played. The most quarters with a field goal percentage of 50.0 percent or better in a season came in 2016-17 with 47 quarters in 137 played (34.3 percent).
- The Wildcats made a season-high 40 field goals against McNeese State on Dec. 6 and against Oral Roberts on Dec. 18. The 40 made field goals were the most by a K-State team since making 41 field goals on Nov. 26, 2004.

TOP FIELD GOAL PERCENTAGES | MITTIE ERA

Rk.	Opponent (Date)	FG % (FGM-FGA)
1.	vs. UIW (12/3/19)	.649 (37-57)
2.	vs. TCU (2/11/15)	.635 (33-52)
3.	vs. Baylor (2/15/23)	.604 (29-48)
4.	vs. Akron (3/19/15)#	.571 (28-49)
5.	vs. Kansas (2/24/18)	.569 (33-58)

- WNIT

THREE IS NOT A CROWD, IT'S A BENEFIT

- Since 2011-12, when three or more players reach double figures in scoring in the same game, K-State is 171-81 (.679) including a 14-1 record this season.
- The Wildcats had a season-high five players reach double figures against Oklahoma on Jan. 10.
- This season, the duo of **Ayoka Lee** and **Gabby Gregory** have scored in double figures in the same game five times including a combined 40 points against Oral Roberts on Dec. 18.
- The tandem of **Jaelyn Glenn** and **Serena Sundell** have scored in double figures in the same game 25 times since teaming up in Manhattan at the start of the 2021-22 season.
- In 2022-23, the Wildcats had a tandem of players combine for 50 or more points in a game three times. Since 1986-87,

K-State has recorded 37 times in which a pair of teammates scored 50 or more points in a game, including five times in the same game.

K-STATE DOUBLE FIGURE SCORING COMBOS | 2023-24

Players	Record	Last Game
Lee, Sundell, Gregory, Walker, J. Glenn	1-0	vs. Oklahoma (1/10/24)
Lee, Gregory, Sanchez, Walker	1-0	vs. Oral Roberts (12/18/23)
Lee, J. Glenn, B. Glenn, Gregory	1-0	vs. Wisconsin (11/19/23)
J. Glenn, Lee, Sundell, Sides	1-0	vs. Jackson State (12/1/23)
Gregory, Lee, Sanchez, B. Glenn	1-0	vs. McNeese State (12/6/23)
Lee, B. Glenn, Sundell, Gregory	1-0	vs. Missouri (12/9/23)
Lee, Walker, J. Glenn	1-0	vs. Presbyterian (11/6/23)
Sundell, Lee, Sanchez	1-0	vs. N. Carolina (11/25/23)
Lee, Sundell, Walker	1-1	vs. Houston (1/3/24)
Lee, Sundell, Sides	1-0	vs. Southern (12/20/23)
Sundell, J. Glenn, Lee	2-0	vs. Texas (1/13/24)
Sundell, Walker, B. Glenn	1-0	vs. Kansas (1/20/24)
Maupin, Sundell, Gregory	1-0	at Baylor (1/22/24)

20-PT QUARTERS FOR THE WILDCATS

- Since the inception of the quarter system in the 2015-16 season, K-State owns an overall record of 127-58 (.686) when scoring 20 or more points in any quarter in a game.
- This season, K-State has 31 quarters with 20 or more points scored.
- The Wildcats scored a season-high 36 points in the third quarter against Missouri on Dec. 9. The 36 points tied the school record for points in any quarter (36, at Omaha, 12/8/21) and set the school record for points in a third quarter.
- Since the 2015-16 season, K-State has registered 298 quarters with 20 or more points with a high of 50 in the 2022-23 season.
- K-State registered five straight quarters of 20 points or more in the final two quarters against Presbyterian followed by the first three quarters at Little Rock.

MOST POINTS SCORED IN A QUARTER | 2023-24 SEASON

QTR	Opponent (Date)	Pts
1st	vs. Jackson State (12/1/23)	23
2nd	vs. Oral Roberts (12/18/23)	30
3rd	vs. Missouri (12/9/23)	36
4th	vs. McNeese State (12/6/23)	25

WILDCATS SOLID FROM THE ARC

- The Wildcats have continued to spread the floor from long range after a record pace a season ago.
- This season, K-State is shooting 31.1 percent (133-of-428) from 3-point range. K-State's 133 made 3-pointers (6.7 per game) represents 26.7 percent of its point total.
- Against Wisconsin on Nov. 19, the Wildcats made a season-high 11 three-pointers and shot 44.0 percent (11-of-25). The 11 connections came from six different players.
- In the **Jeff Mittie** era, the Wildcats have made five or more 3-pointers in a game 222 times in 311 total games including 35 games with 10 or more connections (w-l: 31-4) from deep.
- In the 10 seasons under Mittie, K-State has buried 1,889 three-pointers which is 6.07 per game.
- K-State fired away from beyond the arc in 2022-23, as they tallied a 265-of-898 (.295) effort from long range. The Wildcats received 31.5 percent of its points from 3-point range, which ranked fourth in the Big 12 and 12th among Power 5 schools.
- The Wildcats made 265 three-point field goals, surpassing the 250-mark for the third time in program history and the first time in the Mittie era. K-State's 265 three-point field goals made were the second-most in school history and the most since the 2012-13 season when K-State made a school record 325.

K-STATE 3-PT FGS MADE & PCT. - MITTIE ERA

Season	3FGM	3FG%	Season	3FGM	3FG%
2023-24	133	31.1	2018-19	188	30.2
2022-23	265	29.5	2017-18	225	30.8
2021-22	181	28.5	2016-17	196	33.3
2020-21	172	30.9	2015-16	218	32.2
2019-20	144	26.8	2014-15	176	29.5

K-STATE ATTACKING THE PAINT

- With the return of 2022 All-American center **Ayoka Lee**, the Wildcats continue to find buckets in the paint.
- K-State has scored 794 points (39.7 ppg) in the paint through

MOST POINTS SCORED

109	vs. Oral Roberts (11/18/19)	W, 109-69
-----	-----------------------------	-----------

MOST FIELD GOALS MADE

40	vs. McNeese State (12/6/23)	W, 101-39
	& vs. Oral Roberts (12/18/23)	W, 102-59

MOST 3-POINT FIELD GOALS MADE

16	at Omaha (12/8/21)	W, 87-56
----	--------------------	----------

HIGHEST FIELD GOAL PERCENTAGE

.649	vs. UIW (12/3/19)	W, 85-41
------	-------------------	----------

HIGHEST 3-POINT FIELD GOAL PERCENTAGE

.579	vs. Texas (1/16/19)	W, 87-69
------	---------------------	----------

MOST FREE THROWS MADE

29	vs. TCU (3/1/21)	W, 79-76 (ot)
----	------------------	---------------

MOST FREE THROWS ATTEMPTED

39	vs. Northern Arizona (11/25/22)	W, 93-80
----	---------------------------------	----------

HIGHEST FREE THROW PERCENTAGE

1.000	4 times; Last: vs. Texas Tech (3/11/21)	W, 75-65
-------	---	----------

MOST REBOUNDS

64	at TCU (2/1/20)	L, 65-61
----	-----------------	----------

MOST OFFENSIVE REBOUNDS

27	at TCU (2/1/20)	L, 65-61
----	-----------------	----------

MOST ASSISTS

30	vs. UIW (12/3/19)	W, 85-41
----	-------------------	----------

MOST STEALS

24	vs. Abilene Christian (12/22/14)	W, 68-53
----	----------------------------------	----------

MOST BLOCKED SHOTS

14	at Tulsa (11/13/15)	W, 75-67
----	---------------------	----------

MOST TURNOVERS FORCED

33	vs. Kansas City (12/7/22)	W, 72-45
----	---------------------------	----------

FEWEST POINTS ALLOWED

30	vs. UT Martin (11/12/21)	W, 44-30
----	--------------------------	----------

LARGEST MARGIN OF VICTORY

63	vs. Central Arkansas (11/9/21)	W, 103-40
----	--------------------------------	-----------

LOWEST FIELD GOAL PERCENTAGE ALLOWED

.175	vs. Chicago State (11/11/16)	W, 83-33
------	------------------------------	----------

WILDCATS OVERSEAS

Peyton Williams (NKA Universitas Peac Pecs; Hungary)
11.4 ppg, .656 FG%, .762 FT%, 6.3 rpg, 1.6 apg, 0.8 bpg, 1.3 spg

2023-24 K-STATE WOMEN'S BASKETBALL NOTES

2023-24 K-STATE AWARDS & HONORS

ESPN.com Team of the Week (Nov. 20)

NCAA.com Team of the Week (Nov. 21)

2023-24 USBWA/Ann Meyers Drysdale National Player of the Week

Ayoka Lee, Sr., C (Jan. 16)

Ayoka Lee, Sr., C (Nov. 21)

Associated Press National Player of the Week

Ayoka Lee, Sr., C (Nov. 21)

2023-24 Her Hoop Stats Big 12 Player of the Week

Ayoka Lee, Sr., C (Nov. 21)

2023-24 Big 12 Conference Player of the Week

Ayoka Lee, Sr., C (Jan. 8)

Ayoka Lee, Sr., C (Dec. 18)

Ayoka Lee, Sr., C (Nov. 20)

2023-24 Her Hoop Stats Big 12 Player of the Week

Ayoka Lee, Sr., C (Dec. 19)

2023-24 John R. Wooden Award presented by Principal Midseason Top-25 Watch List

Ayoka Lee, Sr., C

2023-24 John R. Wooden Award presented by Principal Watch List

Gabby Gregory, Sr. G & Ayoka Lee, Sr., C

2023-24 Jersey Mike's Naismith Trophy Watch List

Gabby Gregory, Sr. G & Ayoka Lee, Sr., C

2023-24 Lisa Leslie Award Watch List - Ayoka Lee, Sr., C

2023-24 Ann Meyers Drysdale Award Watch List - Gabby Gregory, Sr., G

2023-24 Nancy Lieberman Award Watch List - Serena Sundell, Jr., G

2023-24 Preseason All-Big 12 -

Gabby Gregory, Sr., G (unanimous selection)

Ayoka Lee, Sr., C

Serena Sundell, Jr., G (Honorable Mention)

2023-24 PLAYER MILESTONES TO WATCH

AYOKA LEE

- Needs 317 points to set the school record for career points
- Needs 54 rebounds to set the school record for career rebounds

GABBY GREGORY

- Needs 170 points to reach 1,000 points scored in her K-State career

SERENA SUNDELL

- Needs 44 assists to reach 500 career assists; would be the fifth player in school history with 500 or more career assists

JAELYN GLENN

- Needs 26 steals to reach 200 career steals; would be the 10th player in program history to reach 200 or more career steals

20 games which is 53.0 percent of K-State's overall point total this season.

- The Wildcats recorded a season-high of 58 against McNeese State on Dec. 6, 2023. This was the most points in the paint since scoring 58 against Oklahoma on Jan. 23, 2022.

- The Wildcats have scored 30 or more points in the paint in 16 games this season.

- K-State has scored 900 or more points in the paint in eight of head coach **Jeff Mittie**'s 10 seasons including a high of 1,064 points (31.3 ppg) during the 2016-17 season.

K-STATE POINTS IN THE PAINT | MITTIE ERA

Season	% Pts	Pts in Lane	Season	% Pts	Pts in Lane
2023-24	53.0	794	2018-19	43.6	928
2022-23	41.2	1,040	2017-18	39.8	920
2021-22	47.9	1,044	2016-17	46.4	1,064
2020-21	45.1	768	2015-16	44.9	926
2019-20	49.5	988	2014-15	48.2	948

GENERATING OFFENSE FROM DEFENSE

- K-State has used an opportunistic defense to create additional offensive chances this season.

- The Wildcats have tallied 336 points (16.8 ppg) off 332 opponent turnovers this season. The 336 points are 22.4 percent of K-State's overall point total.

- The Wildcats have six games with 20 or more points off turnovers, including a season-high 30 points off the turnovers against Wisconsin on November 19. The 30 points were 40.0 percent of K-State's point total that afternoon.

- Under Mittie, K-State has registered 500 or more points off turnovers in four of 10 seasons.

- Last season, the Wildcats tallied 592 points off opponent turnovers (16.4 per game). The 592 points were 23.5 percent of K-State's overall point total.

- K-State's opponents turned the ball over 614 times (171 topg) and the Wildcats ranked third in the Big 12 in turnover margin (+2.08).

- K-State had a +101 margin in points off turnovers compared to its opponents (592-491). This was the largest positive margin in points off turnovers since the 2017-18 season (+193).

K-STATE POINTS OFF TURNOVERS | MITTIE ERA

Season (GP)	K-State Pts. (PPG)	Opp. Pts. (PPG)	Margin
2023-24 (20)	336 (16.8)	207 (10.4)	+129
2022-23 (36)	592 (16.4)	491 (13.6)	+101
2021-22 (33)	497 (15.1)	408 (12.4)	+89
2020-21 (27)	299 (11.1)	475 (17.6)	-176
2019-20 (29)	390 (13.4)	434 (15.0)	-44
2018-19 (33)	497 (15.1)	512 (15.5)	-15
2017-18 (34)	581 (17.1)	388 (11.4)	+193
2016-17 (34)	515 (15.1)	437 (12.9)	+78
2015-16 (32)	491 (15.3)	450 (14.1)	+41
2014-15 (33)	576 (17.5)	420 (12.7)	+156

SHARING IS CARING

- K-State continues to be an unselfish squad at the start of the 2023-24 season.

- The Wildcats have 393 assists (19.7 apg) and own an assist to turnover ratio of 1.4. K-State has tallied an assisted shot rate of 68.1.

- K-State is third in the Big 12 and 11th in the nation for assists per game and are second in the league and rank seventh in the nation for assisted shot rate. K-State also leads the Big 12 and ranks 12th in the nation for assist to turnover ratio.

- K-State handed out 23 or more assists in six straight games from Dec. 1 to Dec. 30.

- Against McNeese State, K-State dished out 29 assists on 40 made field goals. The 29 assists were the most since handing out 30 against Incarnate Word on Dec. 3, 2019.

- Over the last 16 years, the Wildcats are 90-7 (.928) when handing out 20 or more assists.

- In the 2022-23 season, the Wildcats handed out 516 assists (14.3 apg) and recorded an assist on 61.4 percent of made field goals.

- K-State ranked sixth in the league in assists per game and assist to turnover ratio (0.96). According to HerHoopStats.com, K-State ranked 43rd in the nation and third in the Big 12 in assisted shot rate.

- Since assists became an officially tracked stat in 1981-82,

K-State has registered an assisted shot rate of 60.0 percent or higher at the end of a season 23 times in its history.

K-STATE ASSISTS | MITTIE ERA

Season	Assists	Asst %	Season	Assists	Asst %
2023-24	393	68.1	2018-19	427	56.3
2022-23	516	61.4	2017-18	525	63.6
2021-22	545	69.0	2016-17	500	61.1
2020-21	429	71.3	2015-16	476	64.5
2019-20	452	60.8	2014-15	425	61.1

WILDCATS' DEFENSE FORGES IDENTITY

- K-State has continued to be a force on the defensive end during head coach **Jeff Mittie**'s 10 seasons on the bench.

- In the 2023-24 season, K-State is holding opponents to 52.1 points per game and a field goal percentage of .326.

- The Wildcats lead the Big 12 and rank fourth in the nation for scoring defense, leads the Big 12 and are second in the nation for field goal percentage defense and leads the nation for 3-point field goal percentage defense (.216). According to HerHoopStats, K-State is second in the nation and leads the Big 12 in opponent points per 100 possessions (72.8).

- Under Mittie, K-State is 124-14 (.899) when holding its foes to 60 points or less including a 44-2 (.957) record over the last three seasons and an 18-0 record this season. During K-State's 13-game winning streak, the Wildcats have held all 13 opponents to 60 or fewer points.

- In the season-opener, K-State held Presbyterian to 35 points. This marked the fewest points allowed by the Wildcats since holding UT Martin to 30 points on November 12, 2021.

- During the last 21 seasons, K-State is 135-3 (.978) when holding an opponent to 49 points or less including a 54-0 mark in the Mittie era. During Mittie's tenure K-State has held 18 opponents to 40 or fewer points.

- The Wildcats held Iowa on Nov. 16 to 58 points, 34 points below its 2023-24 season average and their fewest points since 2019.

K-STATE POINTS PER GAME ALLOWED | MITTIE ERA

Season	Opp. FG%	OPPG	Season	Opp. FG%	OPPG
2023-24	.326	52.1	2018-19	.389	64.4
2022-23	.402	67.3	2017-18	.400	66.6
2021-22	.379	60.6	2016-17	.385	62.4
2020-21	.396	67.1	2015-16	.368	61.4
2019-20	.374	64.7	2014-15	.384	58.2

K-STATE HOLDS FOES TO SINGLE-DIGITS

- Entering the ninth season of the quarter system in women's college basketball, K-State's defense has limited its opponents point production for 10 minute durations.

- Kansas State is 91-28 (.765) when holding an opponent to single digits in any quarter in a game. The Wildcats are 13-0 this season when holding an opponent to single digits in any quarter of a game.

- This season, K-State has held its opponents to 21 quarters with single digits.

- K-State held Presbyterian and Little Rock to three quarters in each game with single digit scoring.

- The Wildcats held Cincinnati on Dec. 30 to a season-low three points in the second quarter on a 6.3 percent (1-of-16) from the field.

- Against Houston on Jan. 3, K-State limited Houston to 14 second half points including five points in the fourth quarter. The 14 points in the second half were the fewest K-State has allowed in the second half this season and fewest since holding Clemson on Nov. 24, 2022, to nine second half points.

- At Baylor on Jan. 22, the Wildcats held the Bears to 16 points in the second half allowing eight points in both the third and fourth quarters. This was the first time in 10 years that Baylor was held under 20 points in the second half of a game.

FEWEST POINTS ALLOWED IN A QUARTER | SINCE 2015-16

QTR	Opponent (Date)	Pts
1st	at Kansas (1/20/16)	2
2nd	Oklahoma State (2/20/22)	2
3rd	Three times; Last: vs. Jackson State (12/1/23)	4
4th	Florida A&M (11/17/17) & at Central Arkansas (12/5/20)	4

BLOCK IT & POCKET

- When combining blocks and steal totals in a single game, K-State is 32-1 over the last 16 seasons when achieving a combination of 20+ steals and blocks in the same game.
- K-State is 23-1 under head coach **Jeff Mittie** when achieving a combination of 20+ steals and blocks in the same game. This season, K-State has achieved this feat four times (vs. Presbyterian; vs. McNeese State; vs. Oral Roberts; vs. Houston).
- The Wildcats recorded a combination totalling 29 (18 steals/11 blocks) against Presbyterian on November 6, 2023. This was the highest total in the Mittie era.

COMBINED 20+ STEALS & BLOCKS IN SINGLE GAME | MITTIE ERA

Rk.	Opp. (Date)	Result	Stls	Blks	Total
1.	Presbyterian (11/6/23)	W	18	11	29
2.	Abilene Christian (12/22/14)	W	24	4	28
	Kansas City (12/7/22)	W	20	8	28
4.	UMKC (11/18/14)	W	16	9	25
	Kansas (2/13/21)	W	14	11	25
	McNeese State (12/6/23)	W	13	12	25

CATS SEND BACK SHOTS UNDER MITTIE

- During the **Jeff Mittie** era, K-State has dealt out rejection to its opponents and has maintained a high rate in the 2023-24 season.
- This season, K-State has registered 122 blocked shots (6.1 bpg) and lead the Big 12 and are sixth in the nation for blocks per game. Of the 13 active players on the roster, 11 have recorded at least one blocked shot.
- K-State has a blocked shot differential of +76 this season (122-46). Since blocks became official in 1982-83, K-State has 21 seasons with a positive blocked shot differential including a school record +73 (163-90) in the 2005-06 season.
- The Wildcats have four games with 10 or more blocks, with 12 against McNeese State on Dec. 6 and Oklahoma on Jan. 10, 11 blocks against Presbyterian on Nov. 6 and 10 against Oral Roberts on Dec. 18. The 12 blocks against McNeese State and Oklahoma are tied for the third-most for a single-game in program history. The 12 blocks against Oklahoma set the school record for blocked shots in a conference game.
- Of the 33 missed shots by the Blue Hose, 33 percent were due to a Wildcat blocked shot.
- Under Mittie, K-State has blocked 10 or more shots in a game 16 times, including a school record of 14 at Tulsa on Nov. 13, 2015. K-State is 15-1 during the Mittie era when blocking 10 or more shots.
- During the Mittie era, Kansas State has sent back 1,471 shots for 4.73 per game in the 311 games. K-State has blocked 120 or more shots in each of Mittie's 10 seasons, the longest streak of 120 or more blocks in program history.
- The 1,471 blocks in the 10 seasons are the most in any 10-season span in program history.

K-STATE BLOCKS & BLOCKS PER GAME | MITTIE ERA

Season	BLKs	BPG	Season	BLKs	BPG
2023-24	122	6.1	2018-19	147	4.5
2022-23	132	3.7	2017-18	160	4.7
2021-22	170*	5.2	2016-17	143	4.2
2020-21	123	4.6	2015-16	157	4.9
2019-20	163	5.6*	2014-15	156	4.7

* - School record

WILDCATS PICKING POCKETS

- The Wildcats continue to swipe the basketball at a high rate. K-State has 171 steals (8.6 spg) this season. Of the 332 opponent turnovers this season, 51.5 percent have come off a K-State steal.
- K-State has eight games with 10 or more steals this season.
- K-State opened the 2023-24 season with 18 steals against Presbyterian. Of the 24 turnovers by the Blue Hose, 75.0 percent came from a Wildcat steal.
- The Wildcats saw each member of its starting five record two or more steals, led by **Jaelyn Glenn** and **Brylee Glenn** with four steals each.
- Since joining the Wildcats as freshmen in the 2021-22 season, the trio of the Glenn sisters and **Serena Sundell** have combined for 428 steals (4.81 per game in 89 games). The 428 steals in the last three seasons are 56.9 percent of K-State's

752 total steals.

- Kansas State displayed quick hands in the 2022-23 season, as the Wildcats pocketed 336 steals and were second in the Big 12 in steals per game (9.33 spg). Of the 614 opponent turnovers, 54.7 percent came by way of a K-State steal.
- According to HerHoopStats.com, K-State ranked third in the Big 12 with a steal rate (percent of opponent plays that result in a steal) of 11.0 percent. During the **Jeff Mittie** era at K-State, the 2022-23 steal rate ranked second over the nine-season span, trailing the 2014-15 season (14.4 percent).
- K-State featured three players with 60 or more steals last season: Jaelyn Glenn (91), Sundell (67) and Brylee Glenn (61). The trio had the most combined steals of any three teammates in the Big 12 last season (219).
- Since at least the 2009-10 season, the 2022-23 season marked the first time K-State featured three players with 60 or more steals.

K-STATE STEALS & STEALS PER GAME | MITTIE ERA

Season	STLs	SPG	Season	STLs	SPG
2023-24	171	8.6	2018-19	271	8.2
2022-23	336	9.3	2017-18	294	8.6
2021-22	245	7.4	2016-17	277	8.1
2020-21	160	5.9	2015-16	289	9.0
2019-20	202	7.0	2014-15	374	11.3

BOARD WORK NOT BORING

- K-State has held the advantage on the glass this season. The Wildcats have out-rebounded its opponents in 14 games this season (13-1).
- Since the 2001-02 season, Kansas State owns a record of 280-45 (.862) when holding the edge on the glass including a 38-2 (.950) record in the last three seasons.
- For the season, the Wildcats are averaging 41.0 rebounds per game and hold an +8.0 rebound margin. K-State is second in the Big 12 and is 13th in the nation for defensive rebounds per game (30.25 drpg) and are fourth in the Big 12 and 25th in the nation in rebound margin.
- The Wildcats hauled in a season-high 61 rebounds against Oral Roberts on Dec. 18. This was the most rebounds for the Cats since pulling in 61 against Northwestern State on Nov. 27, 2021.
- K-State's largest margin on the glass this season came against McNeese State, as the Wildcats outrebounded the Cowgirls by +31 (58-27).
- The Wildcats recorded a season-high 22 second-chance points against Jackson State on Dec. 1. The 22 second-chance points were the most since scoring 23 against Kansas on Feb. 13, 2021.

BENCH BOOST

- K-State has found offense from its second unit this season.
- The Wildcats have tallied 473 points (23.7 ppg) from its bench this season and ranks fifth in the Big 12 and 55th in the nation in the category.
- K-State's bench has outscored the opposing team's bench in 17 games this season (473-247; +226, +11.3 per game).
- The Wildcats have received 20 or more points from its bench in 15 games this season, including a season-high of 47 against McNeese State on Dec. 6.

WILDCATS ON THE ROAD

- This season, K-State is 5-0 in road games. The five-game road winning streak is K-State's longest since a five-game streak in the 2012-13 and 2018-19 seasons.
- Among its five road wins this season, the Wildcats own two over AP top-25 opponents (at #2 Iowa; at #13 Baylor)
- With its win at Little Rock on Nov. 11, 2023, K-State snapped an 11-game road losing streak. This was tied for the longest road losing streak in program history.
- With its win at then second-ranked Iowa on Nov. 16, 2023, K-State secured its highest ranked road win in program history and ended a 14-game road losing streak against ranked opponents.
- K-State has a 291-321 (.475) record in road games during the program's 56-year history.
- Since the 2000-01 season, K-State owns a 131-142 (.480) mark in road contests.

2023-24 PROMOTIONS

- **Youth Team Games:** Youth teams and K-State women's basketball camp attendees can attend a select game for FREE this season with prior registration. Complete the online form no later than one week prior to the game fans wish to attend at kstatesports.com/promotions. Team/Camper games this year are:
 - Saturday, January 27 vs. BYU
 - Wednesday, February 21 vs. West Virginia

- **Wednesday Wildcat 4-Packs:** Each Wednesday home game, fans can purchase four general admission tickets and four \$10 concession vouchers for just \$50! Wildcat 4-Packs are available for these games: February 21 vs. West Virginia, and February 28 vs. Iowa State.

Special Events and Packages:

- **National Girls and Women in Sports Day** - February 10 vs. Oklahoma State: K-State will host its sixth-annual pre-game clinic for girls in first through eighth grades. The pre-game clinic will be hosted by K-State female student-athletes and feature stations highlighting many different sports. All participants in the clinic will receive a free gift and free admission to the game. Registration is required.

- **Play 4 Kay Pink Game and Barbie Night** - February 17 vs. UCF: The Wildcats continue the fight against cancer with the annual WBCA Kay Yow cancer awareness game paired with a Barbie themed evening.

- **Wine Wednesday Ticket Package** - February 28 vs. Iowa State: The fan-favorite Wine Wednesday ticket package is back this season. Each package includes a general admission ticket, access to a pre-game wine and food tasting in the Shamrock Zone, and a K-State wine glass.



GAPPY

WE ARE AN AG SCHOOL

- Fans and media may notice a stuffed four-legged friend on the K-State bench this season.
- During the summer, the K-State coaching staff encouraged the team to get "gaps" which are three consecutive stops on defense and to do this seven times in a game.
- Before the season, head coach **Jeff Mittie** asked **Serena Sundell**, **Gabby Gregory** and **Ayoka Lee** to make this their own and to embrace the three straight defensive stops. Enter Gap Goat.
- Gap Goat, who can be followed on Instagram (@GapGoat7), is hoisted aloft when the Wildcats register three consecutive defensive stops. Gappy lives at the Ice Family Basketball Center and comes to Bramlage Coliseum and on road trips to get gaps.
- Gap Goat's apparel includes a K-State jersey and gold chains with one chain featuring a goal number seven pendant, which he is awarded when the team gets seven "gaps" in a game.
- Gregory chose a goat because it is her favorite animal.

2023-24 K-STATE WOMEN'S BASKETBALL NOTES

2023-24 Big 12 Preseason Poll

1. Texas (12)	168
2. Baylor (2)	148
3. Kansas	138
4. Kansas State	133
5. Oklahoma	121
6. Iowa State	107
7. Oklahoma State	99
8. West Virginia	80
9. TCU	77
10. Texas Tech	63
11. BYU	56
12. Houston	45
13. Cincinnati	22
14. UCF	18

Preseason All-Big 12 Honors

Preseason Player of the Year: Rori Harmon, Texas
Preseason Newcomer of the Year: Jada Walker, Baylor
Preseason Freshman of the Year: Madison Booker, Texas

Preseason All-Big 12 Team

Sarah Andrews, Baylor; Darianna Littlepage-Buggs, Baylor; Emily Ryan, Iowa State; Zakiyah Franklin, Kansas; Taiyanna Jackson, Kansas; Gabby Gregory, Kansas State; Ayoka Lee, Kansas State; Skylar Vann, Oklahoma; DeYona Gaston, Texas; Rori Harmon, Texas; JJ Quinerly, West Virginia

Honorable Mention

Lauren Gustin, BYU; Holly Kersgieter, Kansas; Serena Sundell, Kansas State; Lior Garzon, Oklahoma State; Sedona Prince, TCU; Shaylee Gonzales, Texas; Aaliyah Moore, Texas; Bailey Maupin, Texas Tech

K-STATE SIGNEE

Finley Ohnstad, G/F, Elko New Market, Minn., Lakeville South HS

- 2023 *Pioneer Press* East Metro Player of the Year finalist
- 2022-23 All-Metro honors
- Three-time All-South Suburban Conference selection
- 2022-23 *Star Tribune* Preseason Player to Watch

• In his career in games played on the road, head coach **Jeff Mittie** is 167-201 (.454) including a 42-64 (.396) mark during his time at K-State.

THEY GOT THEIR EYE ON THEM

• K-State women's basketball placed three players on the Naismith Basketball Hall of Fame, Women's Basketball Coaches Association (WBCA) national positional awards watch lists. Fans can vote for these honors daily at hoophallawards.com.

• Junior guard **Serena Sundell** was chosen for the Nancy Lieberman Award watch list, given annually to the top point guard in the nation. This was the first time Sundell was named to the list.

• Senior guard **Gabby Gregory** was selected to the Ann Meyers Drysdale Award watch list, given annually to the nation's top shooting guard. Gregory was a top-10 selection for the Drysdale Award in 2023.

• Senior center **Ayoka Lee** was named to the Lisa Leslie Award watch list, given annually to the top center in the nation. This is the third time in her career that Lee was named to the Leslie Award watch list. In 2022, Lee was a finalist for the honor.

• K-State was one of 11 teams in the nation and one of three in the Big 12 (Baylor, Texas) this season to place three players on three different positional award watch lists.

• Gregory and Lee were also named to the 2023-24 Jersey Mike's Naismith Women's Player of the Year and the 2023-24 Wooden Award Player of the Year presented by Principal watch lists.

PRESEASON POLL NOT FINAL VERDICT

• K-State has a history of exceeding the expectations of the league's coaches.

• Entering the 2023-24 season, the Wildcats were voted fourth in the preseason poll.

• In its history, K-State is second among Big 12 members in exceeding preseason predictions, finishing on average +1.04 positions higher than its preseason prediction in the 25 polls that have a preseason prediction and a final standing attached to it. The 1996-97 and 2017-18 seasons are not included in these calculations, as neither had a preseason poll.

• The Wildcats have finished 18 of 25 seasons above its preseason prediction and own the largest single-season deviation in league history from its preseason prediction and its final place with a +7 by winning the Big 12 in 2007-08.

EXCEEDING PRESEASON EXPECTATIONS

Rk.	School	Avg. Deviation
1.	Oklahoma State	+1.12
2.	Kansas State	+1.04
3.	Iowa State	+0.68
4.	Oklahoma	+0.44
5.	Baylor	+0.32
6.	TCU (10 polls w/ final standing)	+0.10
7.	Texas Tech	-0.44
8.	West Virginia (10 polls w/ final standing)	-0.50
9.	Kansas	-0.52
10.	Texas	-1.64

NATIONAL POLLS

ASSOCIATED PRESS TOP 25 POLL (1/22)

Rk	School	Record	Points	PVS
1.	South Carolina (35)	17-0	875	1
2.	UCLA	15-1	833	5
3.	Colorado	16-2	763	3
4.	Kansas State	18-1	753	7
5.	Iowa	18-2	729	2
6.	Stanford	17-2	695	8
7.	NC State	16-2	646	4
8.	UConn	16-3	635	9
9.	LSU	18-2	575	10
10.	Texas	18-2	553	11
11.	USC	13-3	515	6
12.	Ohio State	15-3	493	18
13.	Baylor	15-2	480	12
14.	Indiana	16-2	396	16
15.	Notre Dame	14-3	331	19
16.	Utah	13-5	328	20
17.	Gonzaga	18-2	320	17
18.	Louisville	16-3	315	13
19.	Virginia Tech	14-4	272	14
20.	North Carolina	14-5	243	23
21.	Creighton	14-3	169	21
22.	Syracuse	16-2	131	RV
23.	Florida State	14-6	104	15
24.	West Virginia	16-2	78	RV
25.	Oregon State	15-3	43	RV

Others receiving votes:

Marquette, 37; Princeton, 21; **Iowa State**, 14; UNLV, 12; Fairfield, 8; Washington State, 3; Miami (Fla.), 2; Green Bay, 1; Richmond, 1; Virginia, 1

Bold denotes 2023-24 K-State opponent | First place votes in parentheses

USA TODAY/WBCA TOP 25 COACHES' POLL (1/23)

Rk	School	Record	Points	PVS
1.	South Carolina (32)	17-0	800	1
2.	Kansas State	19-1	724	7
3.	Colorado	16-2	678	3
4.	UCLA	15-2	673	5
5.	Stanford	17-2	657	8
	Iowa	18-2	657	2
7.	NC State	16-2	560	5
8.	UConn	16-3	556	10
9.	LSU	18-2	551	9
10.	USC	13-3	533	4
11.	Texas	18-2	497	11
12.	Ohio State	15-3	464	15
13.	Indiana	16-2	393	16
14.	Utah	14-5	379	20
15.	Baylor	15-3	339	13
16.	Louisville	16-3	322	12
17.	Gonzaga	18-2	309	17
18.	Notre Dame	14-3	296	19
19.	Virginia Tech	14-4	233	14
20.	Creighton	14-3	184	21
21.	North Carolina	14-5	171	24
22.	Syracuse	16-2	145	25
23.	West Virginia	16-2	76	RV
24.	Florida State	14-6	59	18
25.	Oregon State	15-3	36	RV

Others receiving votes:

Marquette, 31; Princeton, 29; Miami (Fla.), 16; UNLV, 14; Ball State, 6; Tennessee, 3; Vanderbilt, 3; **Iowa State**, 2; Auburn, 1; Fairfield, 1; Michigan State, 1; Richmond, 1

Bold denotes 2023-24 K-State opponent | First place votes in parentheses

K-STATE IN THE POLLS

	AP	COACHES	NCAA NET
Pre	rv	rv	-
Nov. 13	rv	rv	-
Nov. 20	16	22	-
Nov. 27	14	18	-
Dec. 4	13	16	10
Dec. 11	12	16	8
Dec. 18	12	16	8
Dec. 25	11	16	8
J. 1	11	12	9
J. 8	12	12	9
J. 15	7	7	8
J. 22	4	2	8

Other Rankings:

ESPN.com: 4 (Jan. 22)
 The Athletic: 4 (Jan. 23)
 HerHoopStats: 16 (Jan. 22)
 Massey Index: 9 (Jan. 22)



WILDCATS WITH 375+ WINS IN BRAMLAGE

- K-State is 391-154 (.717) all-time inside Bramlage Coliseum, which is in its 36th season of existence.
- This season, the Wildcats are 11-0 in Bramlage. When including its two wins in the 2023 WNIT at the end of the 2022-23 season, K-State is currently on a 13-game home court winning streak, the longest in the **Jeff Mittie** era and the ninth-longest in program history and the fifth-longest at Bramlage.
- This is the 33rd time in program history that the Wildcats reached double figures in home victories. It is the 25th season K-State has won 10 or more games in Bramlage.
- Over the last three seasons, K-State is 40-7 (.851) in home contests. This is the highest home winning percentage over a three-season span under Mittie.
- In his career in games played in his home venue, Mittie is 395-111 (.781) including an 121-46 (.725) record at K-State.
- Kansas State has protected Bramlage Coliseum with determination against non-conference foes with a record of 228-29 (.887) with an active 28-game winning streak against non-con opponents. Mittie is 74-8 (.902) in non-conference games in Bramlage.
- The Wildcats carded a 15-4 record at home in the 2022-23 season and tied the longest home-court winning streak in the Mittie era to open the season with nine wins.

LONGEST HOME COURT WINNING STREAKS | K-STATE

Rk.	Dates (Location)	Wins
1.	12/12/81 - 12/30/83 (Ahearn Field House)	31
2.	2/13/79 - 1/27/81 (Ahearn Field House)	21
3.	2/18/86 - 1/13/88 (Ahearn Field House)	19
4.	2/27/02 - 3/23/03 (Bramlage Coliseum)	18
5.	11/21/03 - 12/4/04 (Bramlage Coliseum)	16
6.	3/17/05 - 2/3/07 (Bramlage Coliseum)	15
7.	1/2/84 - 1/22/85 (Ahearn Field House)	14
	2/27/08 - 3/1/09 (Bramlage Coliseum)	14
9.	3/16/23 - active (Bramlage Coliseum)	13

FILLING UP THE PURPLE PALACE

- This season, the Wildcats rank 26th in the nation and fifth in the Big 12 for total attendance (48,268). K-State is 27th in the nation and fifth in the league in average attendance (4,388 average; 11 home games).
- K-State had a season-high 9,602 fans against Kansas on Jan. 20, 2024. This was the largest women's basketball crowd in Bramlage Coliseum since Dec. 11, 2016, against UConn.
- When the crowd is 7,500 or more in Bramlage Coliseum, K-State is 44-12 (.786) including a record of 18-5 (.783) when the crowd is 10,000 or more.
- The Wildcats moved into Bramlage Coliseum prior to the start of the 1988-89 season and have seen 2,016,604 fans pass through the doors. K-State reached the 2,000,000 mark for women's basketball attendance on Jan. 13, 2024 against Texas.

K-STATE AT HOME SINCE 2014-15

- 121** Home wins for K-State in the Jeff Mittie era
- 74** Wins against non-conference opponents
- 13** Longest home winning streak under Mittie (2023-24)

YEAR-BY-YEAR RESULTS IN BRAMLAGE COLISEUM

YEAR	RECORD	YEAR	RECORD
1988-89	11-2	2010-11	13-2
1989-90	11-2	2011-12	10-4
1990-91	8-4	2012-13	12-7
1991-92	4-9	2013-14	7-7
1992-93	6-10	2014-15	15-5
1993-94	10-3	2015-16	13-4
1994-95	9-5	2016-17	14-4
1995-96	11-4	2017-18	11-8
1996-97	11-1	2018-19	12-4
1997-98	8-5	2019-20	9-6
1998-99	10-4	2020-21	7-8
1999-00	7-6	2021-22	14-3
2000-01	7-6	2022-23	15-4
2001-02	13-2	2023-24	11-0
2002-03	19-1	TOTALS	391-154 (.717)
2003-04	13-0		
2004-05	11-2		
2005-06	14-5		
2006-07	13-5		
2007-08	12-2		
2008-09	13-1		
2009-10	7-8		

BRAMLAGE COLISEUM FACTS

Built: 1986
 Capacity: 11,010
 Seasons: 36th
 K-State's All-Time Record: 391-154 (.717)

HOME CROWDS OVER 10,000 AT BRAMLAGE COLISEUM

1.	Nebraska (1/12/02)	13,466
	Marquette (3/31/06)	13,340
	Kansas (1/17/04)	13,340
	Texas A&M (2/22/03)	13,340
	Oklahoma State (2/15/03)	13,340
	Texas (1/25/03)	13,340
	Iowa State (2/2/02)	13,340
	Texas Tech (1/27/02)	13,340
9.	Baylor (2/4/12)	12,528
	Connecticut (12/11/16)	12,528
11.	Texas Tech (3/3/04)	12,174
12.	Oklahoma (2/13/02)	11,789
13.	Arkansas (3/17/02)	11,786
14.	Colorado (1/11/03)	11,753
15.	Notre Dame (3/25/03)	11,534
16.	Kansas (2/26/05)	11,254
17.	Iowa (1/5/03)	10,913
18.	Oklahoma (1/31/04)	10,866
19.	Harvard (3/23/03)	10,732
20.	Kansas (2/26/03)	10,702
21.	Kent State (3/15/02)	10,573

2023-24 K-STATE WOMEN'S BASKETBALL NOTES

K-STATE AMONG 2023-24 NCAA STATISTICAL LEADERS

Team Stat Rankings - NCAA (1/25)

SCORING	All Games
Scoring Offense	74.9 (54th)
Scoring Defense	52.1 (4th)
Scoring Margin	+22.8 (10th)
Field Goal Pct.	.475 (16th)
3-Pt. Field Goal Pct.	.311 (173rd)
3-Pt. Field Goals Made per Game	6.7 (126th)
3-Pt. Field Goals Attempted per Game	21.4 (105th)
Free Throw Pct.	.705 (179th)
Field Goal Pct. Defense	.326 (2nd)
3-Pt. Field Goal Pct. Defense	.216 (1st)

REBOUNDING	All Games
Rebounds per Game	40.95 (45th)
Offensive Rebounds per Game	10.7 (240th)
Defensive Rebounds per Game	30.3 (13th)
Rebounding Margin	+8.0 (25th)

ADDITIONAL	All Games
Blocked Shots per Game	6.1 (6th)
Assists per Game	19.7 (11th)
Steals per Game	8.6 (122nd)
Turnovers per Game	13.8 (49th)
Turnovers Forced	16.60 (155th)
Turnover Margin	+2.85 (85th)
Assist/Turnover Ratio	1.43 (12th)
Bench Points per Game	23.7 (55th)
Personal Fouls per Game	15.1 (65th)

Player Stat Rankings - NCAA (1/25)

Ayoka Lee	All Games
Points	356 (30th)
Points per Game	19.8 (27th)
Field Goals Made	149 (10th)
Field Goal Pct.	.677 (2nd)
Rebounds	147 (89th)
Rebounds per Game	8.2 (99th)
Blocks	49 (8th)
Blocks per Game	2.72 (10th)

Serena Sundell	All Games
Assists	96 (40th)
Assists per Game	4.8 (53rd)
Assist-Turnover Ratio	1.85 (90th)

Jaelyn Glenn	All Games
Steals	37 (109th)
Steals per Game	1.85 (177th)

Taryn Sides	All Games
Assists	77 (98th)
Assists per Game	3.9 (140th)
Assist-Turnover Ratio	3.50 (2nd)

Gabby Gregory	All Games
3-pt. Field Goals Attempted	107 (120th)
Assists	72 (121st)
Assists per Game	3.6 (179th)
Assist-Turnover Ratio	1.89 (79th)

BIG 12 CONFERENCE

2023-24 STANDINGS

	Big 12			Overall		
	W	L	.Pct	W	L	.Pct
Kansas State	8	0	1.000	19	1	.950
Oklahoma	6	1	.857	12	6	.667
Iowa State	6	2	.750	12	6	.667
West Virginia	5	2	.714	16	2	.889
Texas	5	3	.625	18	3	.857
Baylor	4	3	.571	15	3	.833
Texas Tech	4	4	.500	15	6	.714
Oklahoma State	4	4	.500	11	8	.579
Kansas	3	5	.375	10	9	.526
BYU	2	5	.286	12	8	.600
Cincinnati	2	5	.286	10	8	.556
TCU	2	6	.250	15	4	.789
Houston	2	6	.250	11	8	.579
UCF	0	7	.000	9	8	.529

Note: TCU forfeited Jan. 17 and Jan. 20 games against K-State and Iowa State. This is only reflected in Conference W-L.

* - Big 12 regular season champion | < Big 12 tournament champion
\$ - NCAA Tournament participant | % - WNIT participant | @ - WNIT champion

Saturday, Jan. 27

Iowa State at West Virginia, 1 p.m.
Houston at UCF, 1 p.m.
Cincinnati at Texas, 2 p.m.
TCU at Texas Tech, 2 p.m.
BYU at Kansas State, 4 p.m.
Kansas at Oklahoma, 6 p.m.

Sunday, Jan. 28

Baylor at Oklahoma State, 1 p.m.

Tuesday, Jan. 30

UCF at West Virginia, 6 p.m.
Cincinnati at Houston, 7 p.m.

Wednesday, Jan. 31

Kansas State at Oklahoma, 6 p.m.
Oklahoma State at Iowa State, 6:30 p.m.
BYU at Kansas, 6:30 p.m.

Thursday, Feb. 1

Texas at Baylor, 7:30 p.m.

Saturday, Feb. 3

Iowa State at UCF, 11 a.m.
Texas Tech at Cincinnati, 1 p.m.
Oklahoma at Oklahoma State, 4 p.m.
West Virginia at BYU, 5 p.m.
Kansas at TCU, 6 p.m.

K-STATE AMONG 2023-24 BIG 12 STATISTICAL LEADERS

Team Stat Rankings - Big 12 (1/25)

SCORING	All Games/Big 12 Games
Scoring Offense	74.85 (7th)/ 67.43 (7th)
Scoring Defense	52.10 (1st)/ 51.86 (1st)
Scoring Margin	+22.75 (3rd)/ +15.57 (1st)
Field Goal Pct.	.475 (2nd)/ .457 (2nd)
Free Throw Pct.	.705 (11th)/ .738 (6th)
3-Pt. Field Goal Pct.	.311 (11th)/ .299 (8th)
3-Pt. Field Goals Made per Game	6.65 (9th)/ 5.86 (10th)
Field Goal Pct. Defense	.326 (1st)/ .328 (1st)
3-Pt. Field Goal Pct. Defense	.216 (1st)/ .190 (1st)

REBOUNDING	All Games/Big 12 Games
Rebounding Offense	40.95 (4th)/ 35.14 (6th)
Rebounding Defense	32.95 (7th)/ 35.43 (7th)
Rebounding Margin	+8.00 (4th)/ -0.29 (7th)
Offensive Rebounds per Game	10.70 (12th)/ 7.29 (14th)
Defensive Rebounds per Game	30.25 (2nd)/ 27.86 (3rd)

ADDITIONAL	All Games/Big 12 Games
Blocked Shots per Game	6.10 (1st)/ 6.43 (1st)
Assists per Game	19.65 (3rd)/ 16.43 (3rd)
Steals per Game	8.55 (6th)/ 8.00 (6th)
Turnover Margin	+2.85 (6th)/ +2.29 (4th)
Assist/Turnover Ratio	1.43 (1st)/ 1.13 (2nd)

Player Stat Rankings - Big 12 (1/25)

Ayoka Lee	All Games/Big 12 Games
Points per Game	19.78 (3rd)/-
Field Goal Pct.	.677 (1st)/-
Free Throw Pct.	.722 (12th)/-
Rebounds per Game	8.17 (5th)/ -
Blocks per Game	2.72 (1st)/ -
Offensive Rebounds per Game	2.94 (4th)/ -
Defensive Rebounds per Game	5.22 (5th)/ -
30-Pt Games	2 (12nd)
20-Pt Games	9 (12nd)
20-Reb. Games	1 (2nd)
10-Reb. Games	6 (15th)
Double-Doubles	6 (5th)

Serena Sundell	All Games/Big 12 Games
Points per Game	- / 14.00 (11th)
Field Goal Pct.	- / .576 (3rd)
Assists per Game	4.80 (4th)/ 4.71 (5th)
Assist/Turnover Ratio	1.85 (7th)/ -
Steals per Game	- / 1.71 (114th)
Blocks per Game	0.85 (11th)/ 1.29 (5th)
Minutes Played per Game	- / 35.10 (13th)
20-Pt. Games	2 (116th)

Gabby Gregory	All Games/Big 12 Games
Assists per Game	3.60 (14th)/ 3.43 (114th)
Assist/Turnover Ratio	1.89 (5th)/ 1.85 (3rd)
Free Throw Pct.	- / .783 (9th)

Jaelyn Glenn	All Games/Big 12 Games
Steals per Game	1.85 (9th)/ -
Defensive Rebounds per Game	- / 4.86 (11th)
Minutes Played per Game	- / 36.27 (8th)

Taryn Sides	All Games/Big 12 Games
Assists per Game	3.85 (8th)/ -
Assist/Turnover Ratio	3.50 (1st)/ -
10- Assist Games	1 (14th)/-



1 | ZYANNA WALKER

G | 5-8 | R-FR. - TR | WICHITA, KAN. (LOUISVILLE)

2023-24 Big 12 Sixth Man Award candidate

• Fifth player in the 56-year history of women's basketball at Kansas State to wear the number 1.

POINTS

2023-24 Season	15, vs. Kansas (1/20/24)
Career	15, vs. Kansas (1/20/24)

FIELD GOALS MADE/ATTEMPTED

2023-24 Season	5, seven times / 10, twice
Career	5, seven times / 10, twice

3-PT. FIELD GOALS MADE/ATTEMPTED

2023-24 Season	3, vs. Presbyterian (11/6/23) / 4, vs. ORU (12/18/23)
Career	3, vs. Presbyterian (11/6/23) / 4, vs. ORU (12/18/23)

FREE THROWS MADE/ATTEMPTED

2023-24 Season	5, vs. Kansas (1/20/24) / 6, vs. Kansas (1/20/24)
Career	5, vs. Kansas (1/20/24) / 6, vs. Kansas (1/20/24)

REBOUNDS

2023-24 Season	7, vs. Missouri (12/9/23)
Career	7, vs. Missouri (12/9/23)

ASSISTS

2023-24 Season	7, vs. Southern (12/20/23)
Career	7, vs. Southern (12/20/23)

BLOCKS

2023-24 Season	2, vs. Oral Roberts (12/18/23)
Career	2, vs. Oral Roberts (12/18/23)

STEALS

2023-24 Season	4, vs. Houston (1/3/24)
Career	4, vs. Houston (1/3/24)

MINUTES

2023-24 Season	31, vs. Texas (1/13/24)
Career	31, vs. Texas (1/13/24)

MISCELLANEOUS CAREER STATS

Double-Figure Scoring Games	9
20+ Point Games	-
Double-Figure Rebounding Games	-
5+ Rebound Games	5
Double-Doubles	-
5+ Assist Games	2
4+ Steal Games	1
2+ Steal Games	3
2+ Block Games	1
4+ Made 3-Pt. FGs	-
2+ Made 3-Pt. FGs	3

2023-24 GAME-BY-GAME

Opponent	Min	FG	3FG-3FGA	FT-FTA	O-D-Reb	PF	A	TO	Bk	St	Pts
Presbyterian	12	5-5	3-3	0-0	0-1-1	2	2	0	0	0	13
at Little Rock	18	3-6	0-2	4-4	0-6-6	2	1	1	1	1	10
at Iowa	28	5-10	1-2	1-1	1-2-3	2	2	0	0	0	12
Wisconsin	16	1-5	0-0	0-2	0-4-4	1	1	2	2	0	2
vs. Western Kentucky	14	3-8	0-1	1-2	2-1-3	1	0	2	0	0	7
vs. North Carolina	22	1-6	1-2	0-0	2-4-6	4	0	3	0	0	3
vs. Iowa	22	5-7	1-2	0-0	0-1-1	0	0	3	0	1	11
Jackson State	16	1-4	0-1	2-2	2-2-4	2	5	4	0	2	4
McNeese State	16	2-3	0-0	0-0	2-3-5	0	0	2	0	1	4
vs. Missouri	18	2-7	0-3	0-0	1-6-7	1	0	0	0	0	4
North Florida	17	3-6	0-0	0-0	0-1-1	1	0	3	0	1	6
Oral Roberts	20	5-8	2-4	2-2	1-3-4	0	1	1	2	2	14
Southern	22	4-5	1-1	0-0	0-4-4	0	7	1	0	0	9
at Cincinnati *	16	5-7	1-3	0-0	1-4-5	3	1	0	0	1	11
Houston *	22	5-9	0-2	2-2	2-2-4	1	1	4	0	4	12
at UCF *	19	0-4	0-2	0-0	0-1-1	4	3	1	1	0	0
Oklahoma *	20	5-10	1-2	2-2	0-4-4	2	2	0	0	1	13
Texas *	31	4-8	1-2	0-0	1-4-5	2	3	3	0	1	9
at TCU *					No contest						
Kansas *	28	4-8	2-3	5-6	1-3-4	2	0	1	0	0	15
at Baylor *	21	1-7	0-3	0-0	0-4-4	2	2	3	0	1	2
BYU *											
at Oklahoma *											
at Texas *											
Oklahoma State *											
at Iowa State *											
UCF *											
West Virginia *											
at Kansas *											
Iowa State *											
at Texas Tech *											

+ starts | * Big 12 | ! Big 12 Championships | % WNIT | \$ NCAA Tournament

WALKER LEADS BENCH

- Redshirt freshman and 2023-24 Big 12 Sixth Man of the Year candidate **Zyanna Walker** has been a solid bench presence for the Wildcats in her debut season in the Little Apple.
- This season, Walker has scored in double figures in eight games and is fourth on the team in scoring at 8.1 points per game on a .481 field goal percentage, including a 3-point field goal percentage of .368, and 3.8 rebounds.
- Walker has made five or more field goals in seven games. She surpassed her point total from her five games at Louisville by the conclusion of her second game at K-State (23-13).
- In her first match-up against Kansas, Walker scored a career-high 15 points on 4-of-8 shooting and 5-of-6 from the foul line.
- Against Presbyterian, Walker debuted with 13 points on 5-of-5 shooting, including 3-of-3 from beyond the arc, off the bench in just over 12 minutes of action.
- The guard from Wichita, Kansas, equaled her point total from her five games played at Louisville in 2022-23.
- According to HerHoopStats.com, Walker was the only Wildcat in any game since at least the 2009-10 season with five or more made field goals and three or more 3-point field goals made and finish perfect from the field.

REDSHIRT FRESHMAN (2023-24)

Registered career season-high for points (23), field goals made and attempted (8-11), free throws made and attempted (4-4) and assists (3)... Made K-State debut with 12 minutes off the bench against Presbyterian (11/6) and tallied a perfect night with 5-of-5 shooting, including 3-of-3 from 3-point range for 13 points, two assists and a rebound... Carded 10 points on 3-of-6 shooting, a career-high six rebounds, an assist, a block and a steal... Tallied a career-high 28 minutes off the bench at Iowa (11/16) and responded

with 12 points on 5-of-10 shooting and three rebounds... Notched 11 points on 5-of-7 shooting against Iowa (11/26)... Tallied 14 points on 5-of-8 shooting and 2-of-4 from 3-point range, four rebounds, two blocks and two steals against Oral Roberts (12/18)... Recorded 11 points on 5-of-7 shooting and five rebounds at Cincinnati (12/30)... Tallied 12 points on 5-of-9 shooting, four rebounds, and a career-high four steals against Houston (1/3)... Registered 13 points on 5-of-10 shooting, four rebounds and two assists against Oklahoma (1/10)... Carded nine points, five rebounds, three assists and a steal in 31 minutes against Texas (1/13)... Tallied a career-high 15 points on 4-of-8 shooting and a career-best 5-of-6 from the foul line and four rebounds against Kansas (1/20).

LOUISVILLE (2022-23)

Received a medical hardship after playin in five games and averaging 10.6 minutes per game... Notched 13 points (2.6 ppg) on 60.0 percent (6-of-10) shooting from the field including 1-of-2 from beyond the arc... Hauled in seven rebounds (1.4 rpg)... Made her collegiate debut against Middle Tennessee (12/4) and tallied four points and a career-high three rebounds in 13 minutes... Registered a career-high six points on 3-of-5 shooting against SIUE (12/6)... Recorded three points in 10 minutes at Pittsburgh (12/18).

HIGH SCHOOL

Rated as a four-star prospect and ranked #15 in the nation by Prep Girls Hoops... Ranked #38 overall and the #8 guard in the class of 2022 by espnW HoopGurlz... 2022 Kansas Gatorade Player of the Year... 2022 Naismith High School Trophy Underclassmen Girls Watch List... 2020 Kansas Basketball Coaches Association (KBCA) Class 6A All-State Second Team selection... All-State and All-Metro selection in sophomore and senior seasons.

WALKER'S CAREER STATISTICS

YEAR	G-GS	MIN-AVG.	FGM-FGA	PCT	3PT-A	PCT	FTM-FTA	PCT	O-D-T	AVG	PF-D	A	TO	BLK	ST	PTS-AVG
2022-23 (Louisville)	5-0	53-10.6	6-10	.600	1-2	.500	0-0	.000	1-6-7	1.4	8-0	1	3	1	2	13-2.6
2023-24 (K-State)	20-0	403-20.2	64-133	.481	14-38	.368	19-23	.826	16-59-75	3.8	32-0	31	34	4	16	161-8.1
TOTAL	25-0	452-18.1	70-143	.490	15-40	.375	19-23	.826	17-65-82	3.3	40-0	32	37	5	18	174-7.0



2 | JA'MIA HARRIS

G | 5-11 | R-FR. - HS | LANCASTER, TEXAS (DESOTO HS)

2023-24 GAME-BY-GAME

Opponent	Min	FG	3FG-3FGA	FT-FTA	O-D-Reb	PF	A	TO	Bk	St	Pts
Presbyterian	6	0-0	0-0	0-0	0-1-1	0	0	0	0	1	0
at Little Rock	8	0-3	0-2	0-0	0-1-1	2	0	0	0	0	0
at Iowa					DNP - Coach's Decision						
Wisconsin	8	2-4	1-1	0-0	0-0-0	1	1	2	0	2	5
vs. Western Kentucky	4	1-2	0-1	0-0	0-0-0	1	0	1	0	0	2
vs. North Carolina					DNP - Coach's Decision						
vs. Iowa					DNP - Coach's Decision						
Jackson State	10	1-2	0-0	0-0	0-0-0	1	0	0	0	0	2
McNeese State	16	1-4	1-4	2-2	0-1-1	3	1	2	0	0	5
vs. Missouri	3	0-0	0-0	0-0	0-1-1	1	0	1	0	0	0
North Florida	13	1-6	1-3	1-2	0-1-1	1	1	2	0	1	4
Oral Roberts	9	1-4	0-2	0-0	0-0-0	1	1	1	0	0	2
Southern	10	0-1	0-0	0-0	0-1-1	2	0	2	0	1	0
at Cincinnati*	4	0-2	0-1	0-0	0-0-0	1	0	0	0	0	0
Houston*					DNP - Coach's Decision						
at UCF*					DNP - Coach's Decision						
Oklahoma*					DNP - Coach's Decision						
Texas*					DNP - Coach's Decision						
at TCU*					No contest						
Kansas*					DNP - Coach's Decision						
at Baylor*					DNP - Coach's Decision						
BYU*											
at Oklahoma*											
at Texas*											
Oklahoma State*											
at Iowa State*											
UCF*											
West Virginia*											
at Kansas*											
Iowa State*											
at Texas Tech*											

+ starts | * Big 12 | ! Big 12 Championships | % WNIT | \$ NCAA Tournament

POINTS

2023-24 Season	5, twice
Career	5, twice

FIELD GOALS MADE/ATTEMPTED

2023-24 Season	2, vs. Wisconsin (11/19/23) / 6, vs. UNF (12/16/23)
Career	2, vs. Wisconsin (11/19/23) / 6, vs. UNF (12/16/23)

3-PT. FIELD GOALS MADE/ATTEMPTED

2023-24 Season	1, three times / 4, vs. McNeese State (12/6/23)
Career	1, four times / 4, vs. McNeese State (12/6/23)

FREE THROWS MADE/ATTEMPTED

2023-24 Season	2, vs. McNeese St. (12/6/23) / 2, twice
Career	2, vs. McNeese St. (12/6/23) / 2, twice

REBOUNDS

2023-24 Season	1, six times
Career	1, seven times

ASSISTS

2023-24 Season	1, four times
Career	2, vs. Central Arkansas (11/7/22)

BLOCKS

2023-24 Season	-
Career	-

STEALS

2023-24 Season	2, vs. Wisconsin (11/19/23)
Career	2, vs. Wisconsin (11/19/23)

MINUTES

2023-24 Season	16, vs. McNeese State (12/6/23)
Career	16, vs. McNeese State (12/6/23)

MISCELLANEOUS CAREER STATS

Double-Figure Scoring Games	-
20+ Point Games	-
Double-Figure Rebounding Games	-
Double-Doubles	-
5+ Rebound Games	-
5+ Assist Games	-
2+ Steal Games	1
2+ Block Games	-
2+ Made 3-Pt. FGs	-

REDSHIRT FRESHMAN (2023-24)

Returned from injury and made season debut against Presbyterian (11/6)... Registered five points and two steals in eight minutes against Wisconsin (11/19)... Carded five points, a rebound and an assist against McNeese State (12/6).

FRESHMAN (2022-23)

Suffered season-ending injury against Central Arkansas (11/7)... Career debut came against Central Arkansas (11/7) and tallied three points and two assists in 10 minutes.

HIGH SCHOOL

Helped DeSoto win the 2022 Texas 6A State title and a number two national ranking according to MaxPreps.com... Named 2022 Texas 6A State Championship MVP... 2022 McDonald's All-American nominee... Averaged 17 points and five rebounds in her senior season... 2020 Texas 6A Offensive MVP... 2020 All-Area Second Team selection by the *Dallas Morning News* while averaging 15.0 points per game... In the 2018-19 season, collected Texas Association of Basketball Coaches (TABC) All-Region honors.

HARRIS'S CAREER STATISTICS

YEAR	G-GS	MIN-AVG.	FGM-FGA	PCT	3PT-A	PCT	FTM-FTA	PCT	O-D-T	AVG	PF-D	A	TO	BLK	ST	PTS-AVG
2022-23	1-0	10-10.0	1-4	.250	1-3	.333	0-0	.000	0-1-1	1.0	1-0	2	0	0	0	3-3.0
2023-24	11-0	92-8.4	7-28	.250	3-14	.214	3-4	.750	0-6-6	0.5	14-0	4	11	0	5	20-1.8
TOTAL	12-0	102-8.5	8-32	.250	4-17	.235	3-4	.750	0-7-7	0.6	15-0	6	11	0	5	23-1.9



3 | JAELYN GLENN

G | 6-1 | JR. - 2L | KANSAS CITY, MO. (THE BARSTOW SCHOOL)

- Played with current K-State teammates Brylee Glenn and Serena Sundell on Run GMC from Kansas City in 2018; went 25-2 during the summer of 2018 and won the Prague 17-and-under division of the 2018 Nike Tournament of Champions in Chicago
- Second set of sisters to play for the Wildcats under Jeff Mittie; joining the Page sisters (Kaylee and Lanie) in the 2016-17 season.

CAREER

Tied for second for career games with five or more steals (8).

GLENN'S TROPHY CASE

- Big 12 Freshman of the Week (1/24/22)

POINTS

2023-24 Season	16, at UCF (1/6/24)
Career	23, vs. Northern Arizona (11/25/22)

FIELD GOALS MADE/ATTEMPTED

2023-24 Season	7, at UCF (1/6/24)/ 10, three times
Career	9, vs. NAU (11/25/22)/ 18, at Oklahoma (3/1/23)

3-PT. FIELD GOALS MADE/ATTEMPTED

2023-24 Season	3, twice/ 7, vs. Missouri (12/9/23)
Career	6, at WVU (1/8/22)/ 11, at WVU (1/8/22)

FREE THROWS MADE/ATTEMPTED

2023-24 Season	3, vs. Presbyterian (11/6/23)/ 4, vs. Presbyterian (11/6/23)
Career	8, vs. Houston (12/4/22)/ 12, vs. Houston (12/4/22)

REBOUNDS

2023-24 Season	9, vs. McNeese State (12/6/23)
Career	11, twice

ASSISTS

2023-24 Season	4, thrice
Career	8, vs. Abilene Christian (11/23/21)

BLOCKS

2023-24 Season	2, vs. Houston (1/3/24)
Career	2, six times

STEALS

2023-24 Season	4, thrice
Career	6, four times

MINUTES

2023-24 Season	40, at Baylor (1/22/24)
Career	48, vs. West Virginia (3/2/22)

MISCELLANEOUS CAREER STATS

Double-Figure Scoring Games	36
20+ Point Games	3
Double-Figure Rebounding Games	4
Double-Doubles	3
5+ Rebound Games	37
5+ Assist Games	6
4+ Steal Games	16
2+ Steal Games	48
2+ Block Games	7
4+ Made 3-Pt. FGs	5
2+ Made 3-Pt. FGs	42

2023-24 GAME-BY-GAME

Opponent	Min	FG	3FG-3FGA	FT-FTA	O-D-Reb	PF	A	TO	Bk	St	Pts
Presbyterian +	29	3-6	2-4	3-4	2-4-6	0	1	4	1	4	11
at Little Rock +	15	2-5	0-3	0-0	0-2-2	4	2	1	1	2	4
at Iowa +	24	1-3	1-1	0-2	0-3-3	4	1	2	0	1	3
Wisconsin+	30	4-7	3-5	0-0	0-2-2	1	4	1	0	3	11
vs. Western Kentucky +	35	1-5	0-4	1-2	0-6-6	3	4	3	0	1	3
vs. North Carolina +	38	1-8	0-5	0-0	0-5-5	1	1	2	1	1	2
vs. Iowa +	33	2-4	2-4	0-0	0-1-1	4	2	2	0	1	6
Jackson State +	25	5-10	3-6	0-0	0-4-4	2	2	1	0	3	13
McNeese State +	18	3-6	0-2	1-1	3-6-9	2	3	0	0	2	7
vs. Missouri +	36	1-7	1-7	0-0	0-3-3	3	3	1	0	1	3
North Florida +	27	1-2	0-0	0-0	0-2-2	0	4	1	2	4	2
Oral Roberts +	24	4-9	1-4	0-0	2-4-6	4	4	3	0	3	9
Southern +	21	2-7	2-6	0-0	1-0-1	0	2	3	0	0	6
at Cincinnati*+	33	3-8	2-6	0-0	0-3-3	1	0	2	0	1	8
Houston*+	38	2-7	0-3	0-0	0-7-7	3	2	3	2	2	4
at UCF*+	36	7-7	2-2	0-0	0-3-3	1	2	1	0	4	16
Oklahoma*+	39	5-10	1-5	0-1	1-6-7	2	1	0	1	0	11
Texas*+	32	4-10	2-5	0-0	0-3-3	2	0	2	0	2	10
at TCU*					No contest						
Kansas*+	36	3-4	1-2	2-2	0-6-6	3	2	4	0	0	9
at Baylor*+	40	2-8	1-4	0-0	0-6-6	1	2	0	1	2	5
BYU*											
at Oklahoma*											
at Texas*											
Oklahoma State*											
at Iowa State*											
UCF*											
West Virginia*											
at Kansas*											
Iowa State*											
at Texas Tech*											

+ starts | * Big 12 | ! Big 12 Championships | % WNIT | \$ NCAA Tournament

GLENN FINDS THE RANGE

- Jaelyn Glenn continued to be a perimeter threat for K-State.
- This season, the product of Kansas City, Missouri, is shooting 24-of-78 (.308) from beyond the arc. She has eight games with two or more connections from long range including a season-high three against Wisconsin and Jackson State.
- In her career, Glenn is 137-of-412 (.333) from long range. She has 42 career games with two or more connections from 3-point range including five games with four or more.
- The guard from Kansas City, Missouri, shot 71-of-195 (.364) from 3-point range in the 2022-23 season. Her 71 three-point field goals made last season were a personal single-season high and tied for fourth-most in a sophomore season in program history.
- Glenn was one of 13 sophomores in the nation in the 2022-23 season with 70 or more connections from 3-point range, including one of four in a Power 5 conference.
- Last season, she had a career-best 23 games with two or more connections from long range, including a season-high four against Northern Arizona on Nov. 25, at Iowa State on Jan. 11 and at West Virginia on Feb. 25.
- She was 10th in the Big 12 in 3-point field goals made per game (1.97).
- Glenn was unique nationally, as she was the only player in NCAA Division I with 70 or more 3-point field goals made and 90 or more steals.
- Glenn was the eighth player in program history and the second in the Jeff Mittie era (Kindred Wesemann) to tally 100 or more career 3-point field goals made and 125 or more career steals.

GLENN GAINS POSSESSION

- Jaelyn Glenn moved into the conversation during the 2022-23 season and beyond as one of the Big 12 Conference's top defenders.
- This season, Glenn has pocketed a team-leading 37 steals (1.85 spg). She ranks ninth in the Big 12 for steals per game.
- For her career, Glenn has registered 174 steals (1.98 spg) and ranks fifth in school history for steals per game. She possesses 49 games with two or more steals including 16 games with four or more steals. She needs 20 steals to move into 10th in school history for career steals.
- In the 2022-23 season, Glenn tallied a team-high 91 steals (2.53 spg). She tied for seventh in school history for steals per game in a season.
- Glenn led the Big 12 in steals per game. She paced the Big 12 and was 11th in the nation, second among Power 5 conferences, for total steals (91).
- Glenn's 91 steals were the most by a Wildcat since Carlisa Thomas registered 119 steals in the 1986-87 season.
- Glenn pocketed two or more steals in a game a career-best 27 times last season including 10 games with four or more. At Iowa State on Jan. 11, at Oklahoma on March 1 and against Wyoming on March 21, Glenn tied her career-high with six steals. She is tied for second in school history for career games with five or more steals with eight.

CAREER 5+ STEAL GAMES | K-STATE

Rk.	Players (Seasons)	Total
1.	Mary Jo Miller (1988-92)	16
2.	Kendra Wecker (2001-05)	8
	Ashia Woods (2011-15)	8
	Jaelyn Glenn (2021-present)	8
5.	Kindred Wesemann (2013-17)	6
6.	Mariah White (2009-13)	5
	Shaelyn Martin (2014-18)	5

2023-24 K-STATE WOMEN'S BASKETBALL NOTES

GLENN ATTACKS THE GLASS

- **Jaelyn Glenn** was strong on the boards in Big 12 action in the 2022-23 season.
- Glenn averaged 6.11 rebounds per game in league action, which ranked 11th in Big 12 play last season.
- The product of Kansas City, Missouri, pulled in five or more rebounds in 14 league games, including consecutive games with 10 rebounds - against West Virginia (Jan. 11) and at Iowa State (Jan. 14).
- Last season, Glenn averaged a career-best 5.4 rebounds per game and ranked 17th in the Big 12. She had 18 games in the 2022-23 season with five or more rebounds and three with 10 or more. Glenn set a single-season career-high with 194 rebounds this season.
- In her career, Glenn is averaging 4.6 rebounds per game. She owns 37 career games with five or more rebounds including four with 10 or more.

GLENN REACHES RARE LINES

- **Jaelyn Glenn** provided a unique stat line for K-State in the season-opener. Glenn tallied 11 points, six rebounds and four steals.
- In her career, Glenn owns 15 career games with 10 or more points, five or more rebounds and two or more steals in a game.
- In the 2022-23 season, Glenn's diverse stat line included averaging 11.3 points, 5.4 rebounds, 2.5 steals and 2.1 assists.
- Glenn was one of two players in the Big 12 last season to average 11 or more points, five or more rebounds, two or more assists and two or more steals.
- She was the only player in the Big 12 and one of five in the nation last season with totals of 400 or more points, 175 or more rebounds and 90 or more steals. Glenn was the first Wildcat in program history to reach 400 or more points, 175 or more rebounds and 90 or more steals in a season.
- Glenn led the Big 12 in steals per game and total steals (91). She ranked 11th in the nation for total steals.
- Glenn established career season-highs for points (406), field goals made and attempted (150-of-363), field goal percentage (.413), 3-point field goals made and attempted (71-of-195), three-point field goal percentage (.364), free throws made and attempted (35-of-52), free throw percentage (.673), steals (91) and blocked shots (17).
- Glenn notched 12 games in the 2022-23 season with the combined stat line of 10 or more points, five or more rebounds and two or more steals and 14 such games in her career.
- At Iowa State on Jan. 11, Glenn tallied 17 points, 10 rebounds, six steals, three assists and two blocks. According to HerHoopStats, Glenn was the only Power 5 player in the nation and one of just four nationally in the 2022-23 season to reach these marks in a game. She is the only K-State player to achieve these numbers in all of these categories in a game since at least 2009-10.
- Against West Virginia on Jan. 7, Glenn recorded her first career double-double with 10 points, 10 rebounds and three steals.

400 | 175 | 90

- **Jaelyn Glenn** registered the first season in program history with 400 or more points, 175 or more rebounds and 90 or more steals in program history during the 2022-23 season.
- Glenn was the only player in the Big 12 to reach these marks last season and one of just five players nationally. She was the only player from a Power 5 conference to notch these totals in the 2022-23 season.
- Since 2009-10, Glenn was the second player among Big 12 schools to register 400 or more points, 175 or more rebounds and 90 or more steals.

GLENN'S CAREER STATISTICS

YEAR	G-GS	MIN-AVG.	FGM-FGA	PCT	3PT-A	PCT	FTM-FTA	PCT	O-D-T	AVG	PF-D	A	TO	BLK	ST	PTS-AVG
2021-22	32-32	981-30.7	75-226	.332	42-139	.302	18-32	.563	20-106-126	3.9	51-0	67	44	6	46	210-6.6
2022-23	36-33	1157-32.1	150-363	.413	71-195	.364	35-52	.673	33-161-194	5.4	95-4	74	84	17	91	406-11.3
2023-24	20-20	608-30.4	56-133	.421	24-78	.308	7-12	.583	9-76-85	4.3	41-0	42	36	9	37	143-7.2
TOTAL	88-85	2746-31.2	281-722	.389	137-412	.333	60-96	.625	62-343-405	4.6	187-4	183	164	32	174	759-8.6

JUNIOR (2023-24)

Opened season with 11 points, six rebounds, four steals, a block and an assist against Presbyterian (11/6)... Registered 11 points, including 3-of-5 from 3-point range, four assists, three steals and two rebounds against Wisconsin (11/19)... Notched 13 points on 5-of-10 shooting including 3-of-6 from beyond the arc, four rebounds, three steals and two assists against Jackson State (12/1)... Registered 16 points on 7-of-7 shooting, including 2-of-2 from beyond the arc, four steals, three rebounds and two assists at UCF (1/6).

SOPHOMORE (2022-23)

Set career season-highs for every statistical category... Only player in the nation with 70 or more 3-point field goals made and 90 or more steals in the 2022-23 season... Played in all 36 games with a career-high 33 starts... Clocked a career-high 1,157 minutes played (32.1 mpg)... Tallied a career-high 406 points (11.3 ppg) on 150-of-363 (.413) from the field including 71-of-195 (.364) from 3-point range... Was 35-of-52 (.673) from the free throw line... Only player in the Big 12 and one of five in the nation with 400 or more points, 175 or more rebounds and 90 or more steals... One of two players in the Big 12 to average 11 or more points, five or more rebounds, two or more assists and two or more steals... Reached double figures in scoring in a career-best 24 games... One of 13 sophomores in the nation and one of four in a Power 5 conference to register 70 or more 3-point field goals made... Tied for the fourth-most 3-point field goals made in a sophomore season in school history... Notched 23 games with two or more connections from beyond the arc including three games with four or more made 3-point field goals... Pulled in a career-high 194 rebounds (5.4 rpg)... Ranked 17th in the Big 12 in rebounds per game... In Big 12-only games, pulled in 6.11 rebounds per game and ranked 11th in the league... Collected five or more rebounds in 18 games... Handed out a career-high 74 assists (2.1 apg)... Pocketed a career-high 91 steals (2.5 spg), led the team in steals and ranked fourth in school history for steals in a single season... Ranked 11th in the nation for total steals and 30th in the nation for steals per game... Snared two or more steals in a game 27 times, including 10 games with four or more steals... Blocked a career-high 17 shots... Registered 12 games with a combined stat line that included 10 or more points, five or more rebounds and two or more steals... Recorded 13 points on 6-of-11 shooting, four steals and two rebounds against Central Arkansas (11/7)... Came off the bench against Wisconsin (11/11) and recorded 16 points on 6-of-12 shooting including a 3-of-6 effort from 3-point range, eight rebounds, three assists and five steals in 32 minutes of action... Registered 18 points, eight rebounds and two steals against Utah Tech (11/20)... Tallied 17 points, four rebounds and two steals against Clemson (11/24)... Notched a career-high 23 points on 9-of-16 shooting including 4-of-8 from 3-point range, with four rebounds, two assists and two steals against Northern Arizona (11/25)... Carded 14 points, four rebounds and two assists against Arkansas (11/26)... Posted a diverse line of 18 points including a career-high 8-of-12 from the foul line, eight rebounds, three assists, three steals and two blocks against Houston (12/4)... Carded first career double-double with 10 points, 10 rebounds and three steals against West Virginia (1/7)... Registered the most diverse stat line of her career with 17 points, 10 rebounds, six steals, three assists and two blocks at Iowa State (1/11)... First Wildcat to reach these numbers in a game since at least the 2009-10 season... Notched 11 points, eight rebounds, two assists and two steals against TCU (1/21)... At Kansas (1/29), tallied 12 points, six rebounds, five assists and two steals... Recorded 15 points on 7-of-11 shooting, five rebounds, two assists and two steals against Iowa State (2/1)... Carded 11 points, six rebounds, four steals and three assists against Baylor (2/15)...

At West Virginia (2/25), recorded 12 points, four rebounds, three steals, two assists and a blocked shot... Registered 21 points on 8-of-18 shooting, seven rebounds, six steals and three assists at Oklahoma (3/1)... Notched 15 points, four rebounds and two steals against Texas in the quarterfinals of the 2023 Phillips 66 Big 12 Championships (3/10)... Carded 13 points on 5-of-8 shooting, 11 rebounds, two steals and a block against Wichita State (3/16) in the first round of the 2023 WNIT... Pocketed six steals against Wyoming (3/21) in the second round of the 2023 WNIT, setting the school record for steals in a Postseason WNIT game.

200 + PTS | 125+ REBS | 45+ STLs

• During her freshman season in 2021-22, **Jaelyn Glenn** became the sixth player in K-State women's basketball history with 200 or more points, 125 or more rebounds and 45 or more steals.

FRESHMAN (2021-22)

Played in and started 32 games... Carded 983 minutes (30.7 mpg)... Registered 210 points (6.6 ppg)... Scored in double figures in six games including a high of 20 at West Virginia (1/8)... Shot 33.2 percent (75-of-226) from the field... Second on the team in 3-point field goals made (42) and 3-point field goal percentage (.302)... Checked in with a free throw percentage of 56.3 percent (18-of-32)... Hauled in 126 rebounds (3.9 rpg)... Pulled in five or more rebounds in 10 games... Dished out 51 assists (2.1 apg)... Handed out five or more assists in three games... Pocketed 46 steals (1.4 spg) including 11 games with two or more steals... Ranked 13th in the Big 12 in steals per game... Made K-State debut against Central Arkansas (11/9) and tallied eight points, including a 2-of-2 effort from 3-point range, four assists, a rebound and a steal... Notched eight points, six rebounds and three steals against Western Kentucky (11/14)... Recorded eight points, including a pair of 3-pointers, two assists and a steal at NC State (11/19)... Registered 13 points, eight assists, five steals and four rebounds against Abilene Christian (11/23)... Notched 16 points, including a 4-of-7 effort from 3-point range, five rebounds and three steals at Omaha (12/8)... Achieved a career-high 20 points on 6-of-11 shooting from beyond the arc and tied her career-high with six rebounds at West Virginia (1/8)... Tallied 10 points, four rebounds, two assists and two steals against Kansas (1/19)... Carded eight points, 11 rebounds, seven assists and five steals against Oklahoma (1/23)... Notched 11 points, three steals, two assists and a block against TCU (1/29)... Recorded 16 points, five rebounds, six steals, two assists and a block against Texas Tech (2/5).



4 | SERENA SUNDELL

G | 6-1 | JR. - 2L | MARYVILLE, MO. (MARYVILLE HS)

2023-24 Lieberman Award candidate | 2023-24 All-Big 12 candidate

• Played with current K-State teammates Brylee and Jaelyn Glenn on Run GMC from Kansas City in 2018; went 25-2 during the summer of 2018 and won the Prague 17-and-under division of the 2018 Nike Tournament of Champions in Chicago

CAREER

First player in program history with 1,000 or more career points, 400 or more assists and 50 or more blocks... 45th player in program history with 1,000 or more points in a career; ranks 37th on K-State career scoring list (1,073)... Ranks fifth on the K-State career assists list (456)... Ranks 2nd on the K-State career assists per game list (5.12)... Fourth for career assist-turnover ratio (1.68; min. 100 career assists)... First player in program history with 750 or more career points & 325 or more career assists by conclusion of sophomore season... Holds school record for career blocks by a guard (66)... Ranks 10th in school history for career blocks per game (0.74).

2023-24 GAME-BY-GAME

Opponent	Min	FG	3FG-3FGA	FT-FTA	O-D-Reb	PF	A	TO	Bk	St	Pts
Presbyterian +	30	2-6	0-1	1-2	0-4-4	1	6	2	3	3	5
at Little Rock +	25	2-2	0-0	0-0	1-2-3	0	4	2	0	0	4
at Iowa +	40	3-10	1-5	0-0	2-3-5	2	3	2	1	3	7
Wisconsin +	23	1-3	1-2	0-0	0-7-7	2	2	0	0	0	3
vs. Western Kentucky +	29	8-13	2-2	3-4	2-4-6	2	4	2	2	0	21
vs. North Carolina +	36	4-7	1-3	7-10	0-5-5	2	5	6	1	0	16
vs. Iowa +	34	8-14	2-5	0-0	1-5-6	2	6	1	0	1	18
Jackson State +	24	5-6	0-1	0-1	1-6-7	1	5	1	1	1	10
McNeese State +	20	2-7	1-5	0-0	0-3-3	1	6	2	0	0	5
vs. Missouri +	23	4-8	1-4	2-2	0-2-2	4	8	1	0	2	11
North Florida +	12	2-4	0-1	0-0	1-0-1	0	2	0	0	0	4
Oral Roberts +	21	3-6	1-2	1-3	1-0-1	1	5	2	0	3	8
Southern +	23	4-5	1-1	2-2	0-5-5	1	7	2	0	1	11
at Cincinnati * +	34	2-7	0-2	0-1	0-1-1	2	6	3	1	0	4
Houston * +	27	5-7	2-3	1-1	0-1-1	0	3	4	1	3	13
at UCF * +	35	10-14	2-3	0-0	1-3-4	3	2	4	0	0	22
Oklahoma * +	35	6-11	2-5	2-4	1-4-5	0	7	4	2	1	16
Texas * +	37	4-9	0-1	4-4	1-5-6	2	5	3	1	1	12
at TCU *					No contest						
Kansas * +	39	6-9	2-3	1-2	1-5-6	0	7	3	3	3	15
at Baylor * +	38	5-9	1-4	5-8	0-5-5	2	3	8	1	4	16
BYU *											
at Oklahoma *											
at Texas *											
Oklahoma State *											
at Iowa State *											
UCF *											
West Virginia *											
at Kansas *											
Iowa State *											
at Texas Tech *											

+ starts | * Big 12 | ! Big 12 Championships | % WNIT | \$ NCAA Tournament

456

1000 | 400

Career assists by Serena Sundell; ranks 5th in K-State history

• K-State guard **Serena Sundell** is the fifth Wildcat in program history to register 1,000 or more career points and 400 or more career assists.

SUNDELL EYES TOP-5 FOR CAREER ASSISTS

- **Serena Sundell** has established herself at the point for K-State with her distribution skills.
- Sundell, who is a candidate for the 2023-24 Nancy Lieberman Award, owns a career total of 456 and ranks fifth on the K-State career assists list. She is the seventh player in school history with 400 or more career assists.
- Sundell ranks second in school history for career assists per game at 5.12.
- She has 54 career games with five or more assists including three games with 10 or more assists and a career-high of 11 assists.
- Her career assist to turnover ratio of 1.68 is fourth in program history (min. 100 career assists).
- This season, Sundell is averaging 4.80 assists per game and ranks fourth in the Big 12. She needs four assists to become the fifth player in program history with three or more consecutive seasons with 100 or more assists.
- In the 2022-23 season, Sundell handed out a career-high 184 assists (5.11 apg) including a season-high 10 against Oklahoma State on Jan. 4.
- Sundell was the second player in program history (Shalee Lehning, 368) with 350 or more assists by the conclusion of their sophomore season.
- Sundell's 184 assists last season set the school record for assists in a sophomore season and ranked as the sixth-most in a season in program history.

GLOW OF SUNDELL

- **Serena Sundell** continues to fill up the stat sheet with her diverse skills and is approaching a rare career stat line.
- Sundell is the first player in program history with 1,000 or more career points, 400 or more career assists and 50 or more career blocked shots.
- In her career, Sundell owns 34 career games with 10 or more points and five or more assists.
- Against Kansas, Sundell registered a stat line of 15 points, seven assists, six rebounds, three steals and three blocks. She is the only player in the Big 12 since at least the 2009-10 season to reach these numbers in a game.
- At the conclusion of the 2022-23 season, Sundell owned the most diverse stat line in the nation. She was the only player in the nation during the 2022-23 season with 500 or more points, 180 or more assists and 60 or more steals.
- Since 2009-10, she was one of two Wildcats (Kayla Goth, 2017-18) to achieve these marks in a single-season. In the same time frame, Sundell was one of three players in the Big 12 to achieve these marks in a single season (Goth; Danielle Robinson, Oklahoma, 2009-10).

SUNDELL'S TROPHY CASE

- 2023-24 Lieberman Award Watch List
- 2023-24 Preseason All-Big 12 Honorable Mention
- 2023 Gulf Coast Showcase All-Tournament Team
- 2023 All-Big 12 Honorable Mention
- 2022-23 College Sports Communicators Academic All-District VII
- Big 12 Player of the Week (2/27/23)
- 2022-23 Preseason All-Big 12
- 2022 All-Big 12 Honorable Mention
- 2022 Big 12 All-Freshman Team
- #3 Freshman in the Nation by ESPN.com (1/19/22)
- Five-time Big 12 Freshman of the Week
- 2021 Preseason WNIT All-Tournament Team
- 2021-22 Big 12 Academic All-Rookie Team
- Three-time Big 12 Commissioner's Honor Roll

POINTS

2023-24 Season	22, at UCF (1/6/24)
Career	33, at Oklahoma (3/1/23)

FIELD GOALS MADE/ATTEMPTED

2023-24 Season	10, at UCF (1/6/24) / 14, twice
Career	11, at Oklahoma (3/1/23) / 19, vs. Iowa (11/17/22)

3-PT. FIELD GOALS MADE/ATTEMPTED

2023-24 Season	2, six times / 5, thrice
Career	5, four times / 11, at NC State (11/19/21)

FREE THROWS MADE/ATTEMPTED

2023-24 Season	7, vs. N. Carolina (11/26/23) / 10, vs. N. Carolina (11/26/23)
Career	16, at Texas Tech (2/5/23) / 18, at Texas Tech (2/5/23)

REBOUNDS

2023-24 Season	7, twice
Career	11, vs. UTRGV (11/18/22)

ASSISTS

2023-24 Season	8, vs. Missouri (12/9/23)
Career	11, vs. Iowa State (1/11/22)

BLOCKS

2023-24 Season	3, twice
Career	4, at Oklahoma State (1/5/22)

STEALS

2023-24 Season	4, at Baylor (1/22/24)
Career	5, twice

MINUTES

2023-24 Season	40, at Iowa (11/16/23)
Career	49, vs. West Virginia (3/2/22)

MISCELLANEOUS CAREER STATS

Double-Figure Scoring Games	57
30+ Point Games	1
20+ Point Games	14
Double-Figure Rebounding Games	1
Double-Doubles	2
5+ Rebound Games	37
10+ Assist Games	3
5+ Assist Games	54
4+ Steal Games	8
2+ Steal Games	32
4+ Block Games	1
2+ Block Games	15
4+ Made 3-Pt. FGs	6
2+ Made 3-Pt. FGs	20

2023-24 K-STATE WOMEN'S BASKETBALL NOTES

SUNDELL SURPASSES 1K MARK

- In addition to her distribution skills, guard **Serena Sundell** adds a scoring punch to the K-State lineup.
- During her career, Sundell has scored 1,073 points (12.1 ppg) and was the 45th player in school history to score 1,000 points in her career and currently ranks 37th on the K-State career scoring list. She has tallied double figures in 57 career games.
- This season, Sundell is averaging 11.1 points on a career-high .548 field goal percentage. She registered a personal season-high 22 points at UCF on Jan. 6 and has scored in double figures in 12 games, including two games with 20 or more.
- During the 2022-23 season, Sundell was second on the team and 12th in the Big 12 in scoring with 13.9 points per game on a career-best .489 field goal percentage. In Big 12 games, she averaged 15.11 points and ranked eighth in the league.
- Sundell recorded a personal career-high 501 points last season. She was the seventh player in program history to score 500 or more points in their sophomore season. Her total ranked tied for sixth for a sophomore season at K-State.
- In the 2022-23 season, the product of Maryville, Missouri, scored in double figures in 26 games including eight games with 20 or more points, which ranked tied for sixth in the Big 12 last season.
- At Oklahoma on March 1, Sundell carded a career-high 33 points on 11-of-17 shooting. She joined **Gabby Gregory** as the only Wildcats last season with 30 or more points in a game.
- Sundell earned Big 12 Player of the Week honors for the first time in her career by leading the Big 12 in scoring (22.5) during the week of games on Feb. 20-26.
- Against Kansas on Feb. 22, Sundell registered the most unique stat line in the nation. According to Stats Perform, Sundell was the only player last season, one of four since 1999-00 and the only player in the Big 12 since 1999-00 to record 24 points on 80 percent shooting and also registering seven assists, five rebounds, four steals and one block.

SUNDELL USES HER LENGTH

- **Serena Sundell** continues to use her length to disrupt her opponents on the defensive end.
- This season, Sundell is averaging 1.3 steals and 0.9 blocks. She has tallied seven games with two or more steals and four games with two or more blocks.
- She has two games this season with three steals and three blocks in the same game - Presbyterian (Nov. 6) and Kansas (Jan. 20).
- In her career, Sundell owns 66 career blocked shots (0.74 bpg) and owns the school record for career blocked shots by a guard.
- Sundell has 14 games with two or more blocks including a career-high four at Oklahoma State on Jan. 5, 2022.
- She has tallied 127 steals (1.43 spg) in her career and has 32 career games with two or more steals including eight career games with four or more steals.
- In the 2022-23 season, Sundell averaged 1.86 steals per game (67 steals) and 0.72 blocks (26 blocks). She ranked fifth in the Big 12 for steals per game and 12th for blocks per game. Sundell led the Wildcats with 26 blocks.
- Sundell set a new personal season-high for blocks and set the school record for blocks in a season by a guard (26). She achieved a personal season-high for steals with 67.
- Against Baylor on Feb. 15, Sundell registered a personal season-high five steals which equaled her single-game career-high.

JUNIOR (2023-24)

Registered five points, four rebounds, six assists, three blocks and three steals against Presbyterian (11/6)... Earned Gulf Coast Showcase All-Tournament Team honors by averaging 18.3 points, 5.7 rebounds and 5.0 assists... Carded 21 points, six rebounds, four assists and two blocked against Western Kentucky (11/24)... Tallied 16 points, five rebounds and five assists against North Carolina (11/25)... Notched 18 points, six rebounds and six assists against Iowa (11/26)... Carded 10 points, seven rebounds, five assists, a steal and a block against Jackson State (12/1)... Tallied 11 points, eight assists, two steals and two rebounds against Missouri (12/9) in Bill Snyder Classic... Registered 11 points, seven assists and five rebounds against

Southern (12/20)... Notched 13 points on 5-of-7 shooting, three assists, three steals and a block against Houston (1/3)... Reached the career 1,000-point mark at UCF (1/6) and finished with 22 points on 10-of-14 shooting with four rebounds and two assists... Registered 16 points, seven assists, five rebounds, two blocks and a steal against Oklahoma (1/10)... Notched 12 points, six rebounds, five assists, a block and a steal against Texas (1/13)... Tallied a complete stat line with 15 points, seven assists, six rebounds, three blocks and three steals against Kansas (1/20)... Registered 16 points on 5-of-9 shooting, five rebounds, three assists, four steals and a blocked shot at Baylor (1/22).

SOPHOMORE (2022-23)

All-Big 12 Honorable Mention... Achieved career season-highs in almost every category... Played in and started all 36 games, only Wildcat to do so in the 2022-23 season... Clocking a team-leading 1,203 minutes (33.4 mpg)... Carded a career-high 501 points (13.9 ppg) on a career-best 157-of-321 (.489) effort from the field including 22-of-87 (.253) from 3-point range... Seventh Wildcat in program history to score 500 or more points in a sophomore season... Tallied 26 games with 10 or more points, including eight games with 20 or more points... Led K-State in field goal percentage... Led the Wildcats with a single-season school record for free throws made in a season with a 165-of-206 (.801)... She ranked third in the Big 12 in free throws made and 10th in free throw percentage... Set the K-State sophomore record for assists in a season with 184, which ranks as the sixth-highest total for a single-season in program history... Tied for third in the Big 12 for total assists and ranked fourth in the league for assists per game... Led K-State in assists in 30 games... Dished out five or more assists in 22 games... Blocked a career-high and team-leading 26 shots... Hauled in a career-high 174 rebounds (4.8 rpg)... Snagged a career-high 67 steals (1.9 spg)... Notched 17 games with two or more steals... Tallied one double-double... Registered 17 points including an 8-of-10 effort from the foul line with a career-high nine rebounds, seven assists and a steal against Wisconsin (11/11)... Notched 24 points on 9-of-19 shooting and a 5-of-7 effort from the foul line and pulled in six rebounds, dished five assists and pocketed two steals and a block against Iowa (11/17)... Tallied eight points and a career-high 11 rebounds against UTRGV (11/18)... Carded 17 points, five rebounds and four assists against Utah Tech (11/20)... Registered nine assists against Clemson (11/24)... Registered 13 points, seven rebounds, three assists, a block and a steal against Northern Arizona (11/25)... Notched 13 points and five rebounds against Arkansas (11/26)... Tallied 11 points, eight assists, six rebounds and two steals against Houston (12/4)... Carded 15 points, six assists, five rebounds, three steals and two blocks against South Dakota State (12/10)... Registered 12 points, five rebounds, four assists and two blocks against Northern Colorado (12/18)... Carded second career double-double with 14 points, 10 assists, eight rebounds, a steal and a block against Oklahoma State (1/4)... Recorded 14 points, eight assists, four rebounds, a block and a steal against West Virginia (1/7)... Registered 21 points on 7-of-13 shooting and a 7-of-8 effort from the foul line, four assists, three steals and three rebounds at Oklahoma State (1/25)... Notched 27 points and set the school record for free throws made and attempted in a conference game (16-of-18) and set the school record for free throws made in any quarter and in a third quarter (9) at Texas Tech (2/5)... Carded 12 points, five assists, four rebounds and four steals against Oklahoma (2/12)... Tallied 20 points, six assists and five steals against Baylor (2/15)... Recorded 24 points, seven assists, five rebounds, four steals and a blocked shot against Kansas (2/22)... Tallied 21 points, four rebounds, four assists, three steals and two blocks at West Virginia (2/25)... Registered a career-high 33 points on 11-of-17 shooting and 9-of-16 from the free throw line and added four assists and three steals at Oklahoma (3/1)... Notched 19 points, nine rebounds, five assists, four steals and a block against Texas Tech in the first round of the 2023 Phillips 66 Big 12 Championships (3/9)... Recorded 16 points on 5-of-10 shooting, seven assists and two steals against Wichita State (3/16) in the first round of the Postseason WNIT (3/16).

FRESHMAN (2021-22)

2022 All-Big 12 Honorable Mention... Unanimous selection to the 2022 Big 12 All-Freshman Team... Five-time Big 12 Freshman of the Week... 2021 Preseason WNIT All-Tournament Team... Started all 33 games... Averaged a team-high 32.3 minutes per game (1,067 minutes played)... First K-State freshman in program history with 350 or more points, 175 or more assists and 100 or more rebounds... First K-State freshman with 175 or more assists and 50 or more 3-point field goals made... Second on the team and 20th in the Big 12 in scoring with 351 points (10.6 ppg)... Registered double figures in scoring in 19 games including four games with 20 or more points... Ranked tied for 12th in the Big 12 with four games with 20 or more points... Shot 36.4 percent (108-of-297) from the field... Tallied eight games with five or more made field goals... Led K-State in 3-point shooting with a 35.3 percent effort (53-of-150)... Ranked 12th in the Big 12 in 3-point field goals made per game (1.6)... Made two or more 3-point field goals in 11 games including six games with four or more 3-point field goals made... Ranked eighth in school history for 3-point field goals made in a freshman season with 53... Led K-State in free throw percentage (.820; 82-of-100)... Registered six games with five or more made free throws... Ranked second in the Big 12 and led the Wildcats with 5.3 assists per game (176)... Total of 176 assists ranked second in school history for assists by a freshman... Overall, Sundell's assist total ranked seventh in school history for a single season... Handed out five or more assists in 18 games including two games with 10 or more assists... Tallied an assist-to-turnover ratio of 1.85, which ranks 10th in school history for a single season (min. of 60 assists), set the school record for assist-to-turnover ratio in a freshman season and second in school history for a career (min. 100 assists)... Ranked eighth in the Big 12 in assist-to-turnover ratio... Hauled in 111 rebounds (3.4 rpg)... Rejected 23 shots (0.7 bpg)... Her blocked shot total is second in school history for blocks in a season by a guard... Pocketed 34 steals (1.0 spg) and tallied nine games with two or more steals... Registered one double-double.

SUNDELL'S CAREER STATISTICS

YEAR	G-GS	MIN-AVG.	FGM-FGA	PCT	3PT-A	PCT	FTM-FTA	PCT	O-D-T	AVG	PF-D	A	TO	BLK	ST	PTS-AVG
2021-22	33-33	1069-32.4	108-297	.364	53-150	.353	82-100	.820	25-86-111	3.4	76-0	176	95	23	34	351-10.6
2022-23	36-36	1203-33.4	157-321	.489	22-87	.253	165-206	.801	46-128-174	4.8	93-1	184	124	26	67	501-13.9
2023-24	20-20	583-29.2	86-157	.548	20-53	.377	29-44	.659	13-70-83	4.2	28-0	96	52	17	26	221-11.1
TOTAL	89-89	2855-32.1	351-775	.453	95-290	.328	276-350	.789	84-284-368	4.1	197-1	456	271	66	127	1073-12.1



5 | BRYLEE GLENN

G | 6-0 | JR. - 2L | KANSAS CITY, MO. (THE BARSTOW SCHOOL)

2022 Big 12 All-Freshman Team

- Played with current K-State teammates Jaelyn Glenn and Serena Sundell on Run GMC from Kansas City in 2018; went 25-2 during the summer of 2018 and won the Prague 17-and-under division of the 2018 Nike Tournament of Champions in Chicago
- Second set of sisters to play for the Wildcats under Jeff Mittie; joining the Page sisters (Kaylee and Lanie) in the 2016-17 season.

GLENN'S TROPHY CASE

- 2022-23 College Sports Communicators Academic All-District VII
- 2022 Big 12 All-Freshman Team
- Big 12 Freshman of the Week (2/7/22)
- Big 12 Freshman of the Week (12/20/21)
- Big 12 Freshman of the Week (12/6/21)
- 2021-22 Big 12 Academic All-Rookie Team
- Three-time Big 12 Commissioner's Honor Roll

POINTS

2023-24 Season	13, vs. Kansas (1/20/24)
Career	24, vs. Texas Tech (1/14/23)

FIELD GOALS MADE/ATTEMPTED

2023-24 Season	5, twice / 11, vs. Kansas (1/20/24)
Career	8, twice / 14, at Oklahoma State (1/5/22)

3-PT. FIELD GOALS MADE/ATTEMPTED

2023-24 Season	2, four times / 6, vs. Kansas (1/20/24)
Career	3, twice / 9, at TCU (2/18/23)

FREE THROWS MADE/ATTEMPTED

2023-24 Season	3, vs. Kansas (1/20/24) / 3, vs. Kansas (1/20/24)
Career	7, twice / 10, twice

REBOUNDS

2023-24 Season	6, vs. Houston (1/3/24)
Career	8, vs. Northwestern State (11/27/21)

ASSISTS

2023-24 Season	3, vs. Southern (12/20/23)
Career	5, twice

BLOCKS

2023-24 Season	1, vs. Oral Roberts (12/18/23)
Career	2, four times

STEALS

2023-24 Season	5, vs. McNeese State (12/6/23)
Career	6, vs. Northern Colorado (12/18/22)

MINUTES

2023-24 Season	37, vs. Kansas (1/20/24)
Career	37, three times

MISCELLANEOUS CAREER STATS

Double-Figure Scoring Games	31
20+ Point Games	1
Double-Figure Rebounding Games	-
Double-Doubles	-
5+ Rebound Games	8
5+ Assist Games	2
4+ Steal Games	10
2+ Steal Games	31
2+ Block Games	4
2+ Made 3-Pt. FGs	16

2023-24 GAME-BY-GAME

Opponent	Min	FG	3FG-3FGA	FT-FTA	O-D-Reb	PF	A	TO	Bk	St	Pts
Presbyterian +	14	3-6	0-2	0-0	0-0-0	1	2	0	0	4	6
at Little Rock +	18	2-4	1-2	0-0	0-1-1	1	0	0	0	0	5
at Iowa +	11	1-3	0-1	0-0	0-0-0	2	1	2	0	0	2
Wisconsin +	22	4-7	2-4	1-2	0-3-3	1	2	1	0	1	11
vs. Western Kentucky +	16	4-7	0-1	0-0	0-2-2	3	1	0	0	1	8
vs. North Carolina +	10	1-3	1-2	0-0	0-2-2	1	0	2	0	0	3
vs. Iowa +	14	1-3	1-2	0-0	0-2-2	1	0	0	0	0	3
Jackson State +	16	2-4	1-3	2-2	0-3-3	0	1	0	0	1	7
McNeese State +	16	5-8	1-3	0-0	0-2-2	1	0	0	0	5	11
vs. Missouri +	20	5-7	2-4	0-0	0-2-2	0	2	2	0	1	12
North Florida +	23	2-4	2-3	0-0	0-1-1	1	1	0	0	0	6
Oral Roberts +	21	2-7	1-4	2-2	0-2-2	0	2	0	1	0	7
Southern+	24	4-5	1-1	0-0	1-1-2	0	3	0	0	2	9
at Cincinnati *+	16	2-6	0-3	0-0	0-4-4	1	0	2	0	0	4
Houston *+	18	0-1	0-1	2-2	0-6-6	1	0	1	0	1	2
at UCF *+	12	1-1	0-0	0-0	0-2-2	1	1	0	0	0	2
Oklahoma *+	10	0-3	0-2	0-0	0-0-0	0	1	1	0	0	0
Texas *+	13	1-3	0-1	2-2	0-1-1	0	0	0	0	1	4
at TCU *					No contest						
Kansas *+	37	4-11	2-6	3-3	0-4-4	1	1	0	0	2	13
at Baylor *+	27	1-5	0-2	1-2	0-1-1	0	1	2	0	4	3
BYU *											
at Oklahoma *											
at Texas *											
Oklahoma State *											
at Iowa State *											
UCF *											
West Virginia *											
at Kansas *											
Iowa State *											
at Texas Tech *											

+ starts | * Big 12 | ! Big 12 Championships | % WNIT | \$ NCAA Tournament

GLENN THROUGH THE LENS

- Guard **Brylee Glenn** continues to provide diverse stat lines for the Wildcats.
- This season, Glenn is averaging 5.9 points on a career-best .459 field goal percentage, 2.0 rebounds and 1.2 steals. She has reached double figures in scoring in four games including a season-high 13 points against Kansas on Jan. 20.
- In the 2022-23 season, Glenn averaged 8.3 points on a .381 field goal percentage, 2.8 rebounds and 1.7 steals. She reached double figures in scoring in 17 games.
- Glenn ranked ninth in the Big 12 for steals per game.
- Against Texas Tech on Jan. 14, Glenn tallied a career-high 24 points on 8-of-13 shooting and tied her career-high with three connections from beyond the arc.

JUNIOR (2023-24)


Registered six points and four steals against Presbyterian (11/6)... Tallied 11 points, three rebounds and two assists against Wisconsin (11/19)... Tallied 11 points on 5-of-8 shooting and a season-high five steals against McNeese State (12/6)... Recorded 12 points on 5-of-7 shooting, including 2-of-4 from three-point range, two rebounds and two assists against Missouri (12/9)... Notched 13 points, four rebounds and two steals against Kansas (1/20).

SOPHOMORE (2022-23)

Achieved career season-highs in every statistical category... Played in a career-high 36 games with a career-best 32 starts... Clocking a career-high 973 minutes (270 mpg)... Tallied a career-high 300 points (8.3 ppg) while shooting 102-of-268 (.381) from the field including 28-of-112 (.250) from 3-point range... Shot 68-of-98 (.694) from the foul line... Notched 17 games with 10 or more points... Made two or more 3-point field goals in a game six times... Made five or more free throws in seven games... Hauled in 99 rebounds (2.8 rpg)... Pulled in five or more rebounds in five games... Dished out a career-best 51 assists (1.4 apg)... Pocketed a career-high 61 steals (1.7 spg)... Notched two or more steals in a game 14 times... Blocked four shots... Opened season with 12 points, four rebounds, two assists and a steal against Central Arkansas (11/7)... Tallied 12 points, seven rebounds, three assists and two steals against Clemson (11/24)... Carded 14 points, five rebounds and tied her career-high with four steals against Northern Arizona (11/25)... Registered 11 points, a career-high five assists and tied her career-high with four steals against Kansas City (12/7)... Tallied 17 points and a new career-high six steals against Northern Colorado (12/18)... Registered a career-high 24 points against Texas Tech (1/14)... Carded 14 points on 5-of-7 shooting, five rebounds and three assists against Baylor (2/15)... Tallied 15 points on 5-of-11 shooting against Wichita State (3/16) in the first round of the Postseason WNIT... Notched 10 points and five rebounds against Wyoming (3/21) in the second round of the Postseason WNIT.

GLENN'S CAREER STATISTICS

YEAR	G-GS	MIN-AVG.	FGM-FGA	PCT	3PT-A	PCT	FTM-FTA	PCT	O-D-T	AVG	PF-D	A	TO	BLK	ST	PTS-AVG
2021-22	32-27	852-26.6	91-240	.379	25-92	.272	56-71	.789	18-65-83	2.6	84-4	41	40	12	43	263-8.2
2022-23	36-32	973-27.0	102-268	.381	28-112	.250	68-98	.694	9-90-99	2.8	75-2	51	51	4	61	300-8.3
2023-24	20-20	351-17.6	45-98	.459	15-47	.319	13-15	.867	1-39-40	2.0	16-0	19	13	1	23	118-5.9
TOTAL	88-79	2176-24.7	238-606	.393	68-251	.271	137-184	.745	28-194-222	2.5	175-6	111	104	17	127	681-7.7



10 | MIKAYLA PARKS

G | 5-10 | SO. - 1L | NORMAN, OKLA. (NORMAN HS)

SOPHOMORE (2023-24)

Will redshirt this season.

FRESHMAN (2022-23)

Played in nine games, carding 41 minutes (4.6 mpg) of action... Tallied seven points (0.8 ppg) on 2-of-15 (.133) shooting including 1-of-9 (.111) from 3-point range... Was 2-of-2 from the free throw line... Hauled in five rebounds (0.6 rpg)... Dished out three assists (0.3 apg)... Came off the bench to make career debut against Central Arkansas (11/7/22) and registered three points, a rebound and an assist.

HIGH SCHOOL

Named to Oklahoma Coaches Association 2022 All-State Team... Aided Norman to a pair of Oklahoma Class 6A state titles in 2019 and 2021 and was a Class 6A First Team All-State Tournament selection both seasons... As a sophomore in the 2019-20 season, averaged 11 points, three rebounds and two steals while helping the Tigers to a 24-1 overall record and the top spot in Oklahoma Class 6A before COVID-19 halted their season... In her career, Parks is averaged 11 points while shooting 42 percent from the field and 37 percent from the 3-point line, four rebounds and two assists.

POINTS

2023-24 Season	
Career	3, vs. Central Arkansas (11/7/22)

FIELD GOALS MADE/ATTEMPTED

2023-24 Season	
Career	1, twice / 5, vs. UTRGV (11/18/22)

3-PT. FIELD GOALS MADE/ATTEMPTED

2023-24 Season	
Career	1, vs. UCA (11/7/22) / 2, vs. UTRGV (11/18/22)

FREE THROWS MADE/ATTEMPTED

2023-24 Season	
Career	2, vs. Wichita State (3/16/23) / 2, vs. Wichita State (3/16/23)

REBOUNDS

2023-24 Season	
Career	3, vs. UTRGV (11/18/22)

ASSISTS

2023-24 Season	
Career	1, twice

BLOCKS

2023-24 Season	
Career	1, vs. UTRGV (11/18/22)

STEALS

2023-24 Season	
Career	1, vs. UTRGV (11/18/22)

MINUTES

2023-24 Season	
Career	12, vs. UTRGV (11/18/22)

MISCELLANEOUS CAREER STATS

Double-Figure Scoring Games	-
20+ Point Games	-
Double-Figure Rebounding Games	-
Double-Doubles	-
5+ Rebound Games	-
5+ Assist Games	-
2+ Steal Games	-
2+ Block Games	-
2+ Made 3-Pt. FGs	-

PARKS'S CAREER STATISTICS

YEAR	G-GS	MIN-AVG.	FGM-FGA	PCT	3PT-A	PCT	FTM-FTA	PCT	O-D-T	AVG	PF-D	A	TO	BLK	ST	PTS-AVG
2022-23	9-0	41-4.6	2-15	.133	1-9	.111	2-2	1.000	1-4-5	0.6	4-0	3	1	1	1	7-0.8
2023-24							Redshirt									
TOTAL	9-0	41-4.6	2-15	.133	1-9	.111	2-2	1.000	1-4-5	0.6	4-0	3	1	1	1	7-0.8

11 | TARYN SIDES

G | 5-6 | FR. - HS | PHILLIPSBURG, KAN. (PHILLIPSBURG HS)



POINTS

2023-24 Season	10, twice
Career	10, twice

FIELD GOALS MADE/ATTEMPTED

2023-24 Season	4, vs. Southern (12/20/23) / 9, vs. McNeese State (12/6/23)
Career	4, vs. Southern (12/20/23) / 9, vs. McNeese State (12/6/23)

3-PT. FIELD GOALS MADE/ATTEMPTED

2023-24 Season	3, vs. Jackson State (12/11/23) / 5, twice
Career	3, vs. Jackson State (12/11/23) / 5, twice

FREE THROWS MADE/ATTEMPTED

2023-24 Season	3, vs. McNeese St. (12/6/23) / 3, vs. McNeese St. (12/6/23)
Career	3, vs. McNeese St. (12/6/23) / 3, vs. McNeese St. (12/6/23)

REBOUNDS

2023-24 Season	7, vs. Southern (12/20/23)
Career	7, vs. Southern (12/20/23)

ASSISTS

2023-24 Season	10, vs. Oral Roberts (12/18/23)
Career	10, vs. Oral Roberts (12/18/23)

BLOCKS

2023-24 Season	1, twice
Career	1, twice

STEALS

2023-24 Season	3, vs. Western Kentucky (11/24/23)
Career	3, vs. Western Kentucky (11/24/23)

MINUTES

2023-24 Season	24, at Iowa (11/16/23)
Career	24, at Iowa (11/16/23)

MISCELLANEOUS CAREER STATS

Double-Figure Scoring Games	2
20+ Point Games	-
5+ Rebound Games	3
Double-Figure Rebounding Games	-
Double-Doubles	-
5+ Assist Games	8
Double-Figure Assist Games	1
4+ Steal Games	-
2+ Steal Games	-
2+ Block Games	-
4+ Made 3-Pt. FGs	-
2+ Made 3-Pt. FGs	6

2023-24 GAME-BY-GAME

Opponent	Min	FG	3FG-3FGA	FT-FTA	O-D-Reb	PF	A	TO	Bk	St	Pts
Presbyterian	15	0-5	0-3	0-0	0-4-4	5	1	0	1	1	0
at Little Rock	18	1-5	1-4	2-2	0-2-2	2	7	1	0	0	5
at Iowa	24	2-6	2-5	2-2	1-5-6	2	3	1	0	0	8
Wisconsin	19	1-5	1-3	0-0	0-1-1	0	5	0	0	1	3
vs. Western Kentucky	17	2-3	2-3	0-0	0-0-0	2	3	0	0	3	6
vs. North Carolina	9	0-0	0-0	2-2	1-1-2	1	3	2	0	0	2
vs. Iowa	6	0-1	0-1	0-0	0-2-2	1	1	1	0	0	0
Jackson State	20	3-6	3-4	1-2	0-5-5	2	1	1	1	0	10
McNeese State	21	3-9	0-3	3-3	0-3-3	2	8	0	0	0	9
vs. Missouri	20	3-7	2-5	0-0	0-4-4	3	6	0	0	0	8
North Florida	23	0-3	0-3	0-0	0-1-1	1	9	1	0	0	0
Oral Roberts	22	1-5	1-2	0-0	1-3-4	3	10	4	0	1	3
Southern	22	4-8	2-4	0-0	2-5-7	3	4	3	0	0	10
at Cincinnati *	19	1-3	1-3	1-2	1-2-3	2	6	1	0	0	4
Houston *	19	3-6	2-4	0-0	0-2-2	0	5	1	0	0	8
at UCF *	21	2-4	1-2	0-0	0-4-4	0	1	2	0	1	5
Oklahoma *	12	0-4	0-4	0-0	0-2-2	0	1	0	0	0	0
Texas *	9	0-2	0-2	0-0	0-1-1	0	2	2	0	0	0
at TCU *					No contest						
Kansas *	4	0-0	0-0	1-2	0-0-0	2	0	0	0	0	1
at Baylor *	4	0-1	0-1	0-0	0-0-0	1	1	2	0	0	0
BYU *											
at Oklahoma *											
at Texas *											
Oklahoma State *											
at Iowa State *											
UCF *											
West Virginia *											
at Kansas *											
Iowa State *											
at Texas Tech *											

+ starts | * Big 12 | ! Big 12 Championships | % WNIT | \$ NCAA Tournament

NO SIDE EYE FOR SIDES

- Freshman guard **Taryn Sides** has kept the offensive attack rolling in her time on the floor.
- In her debut season, the native of Phillipsburg, Kansas, is averaging 4.1 points, 2.7 rebounds and 3.85 assists. Sides is eighth in the Big 12 for assists per game and is second in the nation for assist to turnover ratio (3.50).
- This season, Sides has three games with five or more assists and no turnovers including a career-high eight assists against McNeese State on Dec. 6. She has eight games with five or more assists.
- In her first career game against a ranked opponent, at second-ranked Iowa on Nov. 16, Sides notched a season-high eight points, six rebounds and three assists. She made a pair of free throws with nine seconds left to ice the win at Iowa.

FRESHMAN (2023-24)

Made collegiate debut against Presbyterian (11/6), coming off the bench to play 15 minutes with four rebounds, an assist, a steal and a block... Recorded five points and seven assists at Little Rock (11/11)... Tallied eight points, including two free throws with 9 seconds remaining, six rebounds and three assists at Iowa (11/16)... Registered career-high 10 points including three connections from 3-point range and added five rebounds and an assist against Jackson State (12/1)... Carded nine points, eight assists and three rebounds against McNeese State (12/6)... Notched eight points, six assists and four rebounds against Missouri (12/9)... Notched a career-high 10 assists against Oral Roberts (12/18)... Registered 10 points, seven rebounds and four assists against Southern (12/20)... Tallied eight points on 3-of-6 shooting, five assists and two steals against Houston (1/3).

HIGH SCHOOL

Rated #64 player in the nation by Blue Star Basketball... 2023 McDonald's All-American nominee... Four-time Kansas Basketball Coaches Association (KBCA) All-State recipient, earning first team honors in 2020-21, 2021-22 and 2022-23 and second team honors in her freshman year in 2019-20... Claimed Kansas 3A Player of the Year honors in 2021-22 and 2022-23 and was a finalist for the honor in the previous two seasons... Two-time Kansas State High School Athletics Association (KSHSAA) All-State selection including a 2022-23 Top All-Class recipient... Four-time Wichita Eagle All-State First Team recipient and a four-time Class 3A All-State choice by the Topeka Capital Journal... Two-time Sports in Kansas 3A Player of the Year and named a two-time honoree by Sports in Kansas All-Class Top 5... 2023 Clas 3-2-1A Defensive Player of the Year finalist... Four-time All-MCL First Team honoree... Named North MVP in the Central Kansas League All-Star Game with a triple-double of 20 points, 12 assists and 11 rebounds... Owns school records for career points (2,166), assists (394), steals (502) and three-point field goals made (263)... Also owns the single-season school records for points (640), assists (115), steals (141) and three-point field goals made (75)... Concluded career ranked 15th in Kansas girls basketball history for career points... During her senior season, averaged 23.5 points including a 44.0 percent effort from 3-point range and an 86.0 percent performance at the foul line... Tallied 8.1 rebounds, 5.0 assists and 5.2 steals per game... Helped Phillipsburg to a third-place finish at the 2023 Kansas 3A State Tournament.

SIDES'S CAREER STATISTICS

YEAR	G-GS	MIN-AVG.	FGM-FGA	PCT	3PT-A	PCT	FTM-FTA	PCT	O-D-T	AVG	PF-D	A	TO	BLK	ST	PTS-AVG
2023-24	20-0	328-16.4	26-83	.313	18-56	.321	12-15	.800	6-47-53	2.7	32-1	77	22	2	7	82-4.1
TOTAL	20-0	328-16.4	26-83	.313	18-56	.321	12-15	.800	6-47-53	2.7	32-1	77	22	2	7	82-4.1



12 | GABBY GREGORY

G | 6-0 | 5TH YEAR - 1L | TULSA, OKLA. (OKLAHOMA)

2023 All-Big 12 First Team | 2023 Drysdale Award candidate | 2023 Staley Award candidate

CAREER

Has scored 1,615 points in her collegiate career (830 at K-State; 785 at Oklahoma)... Eighth in school history for career scoring average (15.1 ppg)... Fifth in K-State history for career free throw percentage (.806).

2023-24 GAME-BY-GAME

Opponent	Min	FG	3FG-3FGA	FT-FTA	O-D-Reb	PF	A	TO	Bk	St	Pts
Presbyterian +	26	2-6	2-5	0-0	1-1-2	0	3	1	0	2	6
at Little Rock +	25	1-8	1-5	0-0	3-4-7	2	2	1	0	1	3
at Iowa +	30	3-12	1-6	0-3	0-0-0	1	2	1	0	0	7
Wisconsin +	23	3-9	3-8	1-2	0-1-1	0	8	3	0	2	10
vs. Western Kentucky +	27	3-7	0-4	1-2	2-7-9	3	5	5	1	1	7
vs. North Carolina +	26	2-5	1-4	1-2	0-1-1	1	2	1	1	1	6
vs. Iowa +	27	3-8	2-6	0-2	2-3-5	1	7	0	0	0	8
Jackson State +	21	3-8	2-6	0-0	0-2-2	0	4	5	0	0	8
McNeese State +	15	5-11	2-7	4-4	1-2-3	0	3	0	1	1	16
vs. Missouri +	27	4-14	2-9	0-0	3-5-8	1	2	3	0	0	10
North Florida +	23	4-9	1-5	0-0	1-4-5	0	6	1	0	0	9
Oral Roberts +	25	6-11	3-8	1-2	3-3-6	0	3	2	1	1	16
Southern +	18	3-7	0-4	3-4	1-2-3	1	1	2	0	1	9
at Cincinnati *+	27	4-6	3-4	6-8	1-3-4	1	3	2	0	0	17
Houston *+	31	1-7	1-3	2-2	0-2-2	1	9	2	0	1	5
at UCF *+	29	3-9	0-4	3-4	1-2-3	0	3	0	1	0	9
Oklahoma *+	35	4-10	3-5	2-2	1-1-2	2	3	1	4	0	13
Texas *+	25	1-4	1-3	0-0	0-1-1	2	1	5	0	0	3
at TCU *					No contest						
Kansas *+	17	0-8	0-5	4-4	0-1-1	3	1	0	0	0	4
at Baylor *+	31	6-11	3-6	1-3	1-3-4	2	4	3	0	1	16
BYU *											
at Oklahoma *											
at Texas *											
Oklahoma State *											
at Iowa State *											
UCF *											
West Virginia *											
at Kansas *											
Iowa State *											
at Texas Tech *											

+ starts | * Big 12 | ! Big 12 Championships | % WNIT | \$ NCAA Tournament

GREGORY'S TROPHY CASE

- 2023-24 John R. Wooden Award Watch List
- 2023-24 Women's Jersey Mike's Naismith Trophy Watch List
- 2023-24 Ann Meyers-Drysdale Award Watch List
- 2023-24 Preseason All-Big 12 (unanimous selection)
- 2023 All-Big 12 First Team
- 2022-23 Ann Meyers Drysdale Award Top-10
- 2022-23 Dawn Staley Award Later Season Watch List
- Named #4 Impact Transfer of 2022-23 by ESPN.com
- 2022 Paradise Jam All-Tournament Team
- Big 12 Player of the Week (11/14/22)
- Played in 2022 Red Bull USA Basketball 3X Qualifier (Charlotte)
- 2021-22 Academic All-Big 12 Second Team
- 2021-22 Academic All-Big 12 First Team
- 2019-20 Big 12 All-Freshman Team (unanimous selection)

POINTS

2023-24 Season	17, at Cincinnati (12/30/23)
Career	35, vs. Northern Arizona (11/25/22)

FIELD GOALS MADE/ATTEMPTED

2023-24 Season	6, twice / 14, vs. Missouri (12/9/23)
Career	10, twice / 27, vs. SDSU (12/10/22)

3-PT. FIELD GOALS MADE/ATTEMPTED

2023-24 Season	3, five times / 9, vs. Missouri (12/9/23)
Career	6, three times / 14, vs. Utah Tech (11/20/22)

FREE THROWS MADE/ATTEMPTED

2023-24 Season	6, at Cincinnati (12/30/23) / 8, at Cincinnati (12/30/23)
Career	13, vs. NAU (11/25/22) / 16, vs. NAU (11/25/22)

REBOUNDS

2023-24 Season	9, vs. Western Kentucky (11/24/23)
Career	10, four times

ASSISTS

2023-24 Season	9, vs. Houston (1/3/24)
Career	9, vs. Houston (1/3/24)

BLOCKS

2023-24 Season	4, vs. Oklahoma (1/10/24)
Career	4, vs. Oklahoma (1/10/24)

STEALS

2023-24 Season	2, twice
Career	3, three times

MINUTES

2023-24 Season	35, vs. Oklahoma (1/10/24)
Career	44, twice

MISCELLANEOUS CAREER STATS

Double-Figure Scoring Games	77
30+ Point Games	3
20+ Point Games	27
Double-Figure Rebounding Games	4
Double-Doubles	3
5+ Rebound Games	51
5+ Assist Games	8
2+ Steal Games	11
4+ Block Games	1
2+ Block Games	4
4+ Made 3-Pt. FGs	12
2+ Made 3-Pt. FGs	64

GREGORY SCORES IT

- Guard **Gabby Gregory** was a dynamic addition to the K-State lineup in the 2022-23 season.
 - In her career, Gregory has scored 1,615 points (12.7 ppg). She is the first player to transfer to K-State and then reach the 1,000- and 1,500-point marks in her collegiate career. She ranks eighth in school history for career scoring average (15.1 ppg).
 - Gregory has scored in double figures 77 times in her career, including 36 games at K-State.
 - In the 2022-23 season, Gregory was second in the Big 12 in total points scored with a career-high 648 points and was second in the league in scoring average (18.51 ppg). She shot .411 from the field, including a .327 three-point percentage and an .839 free throw percentage.
 - Gregory, an All-Big 12 First Team selection, increased her scoring average by +15.9 points from the 2021-22 season (2.6 ppg) to the 2022-23 season (18.5).
 - Gregory ranked 30th in the nation in scoring average and 22nd for total points scored. This is Gregory's third career season with 300 or more points scored and was a new career single-season high.
 - She was second in the Big 12 in games with 20 or more points (19) and second for games with 30 or more points (2).
 - Gregory's 648 points made her the sixth Wildcat to score 600 or more points in a season and her point total ranks fourth in school history for a single season.
 - In Big 12-only games in the 2022-23 season, Gregory ranked third in the Big 12 in scoring average (16.94 ppg).
 - The product of Tulsa, Oklahoma, earned her first career Big 12 Player of the Week honor following the first week, as she averaged 22.0 points per contest on a 50.0 percent field goal percentage including a 40.0 percent effort from 3-point range, a 90.9 percent effort from the foul line, 8.0 rebounds and 2.5 assists.
- ## GREGORY NOTCHES 30-POINT GAMES
- Guard **Gabby Gregory** poured in points at a high rate, including a career-high effort in a single-game.
 - In the 2022-23 season, Gregory had a career-high two games with 30 or more points. She came to K-State from Oklahoma with one career game with 30 or more points in tow. Her two games with 30 or more points was second in the Big 12 last season.

- In K-State history, Gregory was the 12th player to score 30 or more points in two or more games in her Wildcat career. Gregory was the first Wildcat guard since Brittany Chambers in the 2012-13 season to notch two or more games in a season with 30 or more points in a game.
- Against Northern Arizona on Nov. 25, Gregory attained a career-high 35 points and pulled in 10 rebounds to notch her second career double-double.
- She was the 10th player in program history to score 35 or more points in a game and the point total ranks tied for 10th in school history for points in a single-game.
- This was Gregory's first career game with at least 30 points and 10 or more rebounds.
- Gregory's 35 points were the most scored by a Big 12 player last season and the most by a Wildcat since Ayoka Lee scored 61 points against Oklahoma on Jan. 23, 2022.
- Against South Dakota State on Dec. 10, Gregory carded 31 points and tallied six rebounds.

20 THE MAGIC NUMBER FOR GREGORY

- Senior **Gabby Gregory** established a personal single-season high for 20-point games during the 2022-23 season.
- Gregory was second in the Big 12 with a career-best 19 games of 20 or more points. K-State was 14-5 in games in which Gregory scored 20 or more points.
- The school record for games in a season with 20 or more points was set by Brittany Chambers in the 2012-13 season at 22. Gregory was third in program history for 20-point games in a season.
- Gregory scored 20 or more points in consecutive games nine times.
- In her collegiate career, Gregory has scored 20 or more points in a game 27 times (19 at K-State; 8 at Oklahoma).
- In the 2022-23 season, Gregory recorded a streak of five straight games with 20 or more points scored from Dec. 10 to Jan. 11. Gregory's streak of 20 or more points was the longest by a Wildcat since Brittany Chambers set the school record for consecutive games with 20 or more points at nine in the 2012-13 season.
- The streak of 20-point games for Gregory was the longest of her career.

CHARITY STRIPE FOCUS FOR GREGORY

- Guard **Gabby Gregory** has been a strong free throw shooter in her career and continued to rack up the attempts at K-State.
- In her collegiate career, Gregory is 383-of-461 (.831) from the charity stripe. She has made five or more free throws in a game 31 times including four games with 10 or more made.
- Gregory ranks fifth in program history for career free throw percentage, .806 (min. 2 free throw attempts/game) and is 191-of-237 in her 55 games with K-State.
- In the 2022-23 season, Gregory was 162-of-193 (.839) from the foul line. She ranked fifth in the Big 12 and 61st in the nation in free throw percentage. She was 20th in the nation for free throws made. Last season, Gregory is 42-of-54 (.778) from the foul line in the final five minutes of regulation and overtime.
- Her 162 made free throws in the 2022-23 season are the second most free throws made in a season in program history, trailing teammate **Serena Sundell's** 165. Gregory made five or more free throws in a game 13 times.
- Against Iowa on Nov. 17, 2022, Gregory was 12-of-14 from the foul line including a 6-of-8 effort in the final 2:13 of the game and the game-winning free throw with 3.7 seconds left.
- Against Northern Arizona on Nov. 25, Gregory reached a new career-high for free throws made and attempted, going 13-of-16 (.813). Her 13 made free throws tied for eighth in school history for a single-game, while her 16 attempts tied for 10th for a game.

K-STATE CAREER FREE THROW PCT (MIN. 2 ATTEMPTS/GAME)

Rk.	Player (Seasons)	FT Pct. (FTM-FTA Games)
1.	Kendra Wecker (2001-05)	.864 (310-359 128 gms)
2.	Kindred Wesemann (2013-17)	.819 (235-287 128 gms)
3.	Megan Deines (2015-16)	.816 (62-76 31 gms)
4.	Jennifer Jones (1982-85)	.814 (149-183 84 gms)
5.	Gabby Gregory (2022-present)	.806 (191-237 55 gms)
6.	Shawnda DeCamp (1993-95)	.798 (99-124 44 gms)
7.	Peyton Williams (2016-20)	.795 (333-419 128 gms)
	Amanda Holley (1985-86)	.795 (89-112 29 gms)

GREGORY FROM LONG RANGE

- Guard **Gabby Gregory** established a new career-best from 3-point range in the 2022-23 season and has been a 3-point threat over the course of her career.
- In her career, Gregory is 212-of-657 (.323) from long range including 115-of-364 (.316) during her time at K-State. She has made two or more 3-point field goals in a game 64 times and has 12 games with four or more connections. She has made a career-high six 3-pointers in a game three times, twice at K-State.
- In the 2022-23 season, Gregory led the Wildcats and was third in the Big 12 with 84 connections and was sixth in the league with 2.40 three-point field goals made per game. She ranked 31st in the nation for 3-point field goals made.
- Gregory's 84 threes made in the 2022-23 season were fourth in school history in a senior season and were 10th all-time for a single season. Her 257 attempts last season ranked tied for fourth in school history for a single season. She notched 26 games with two or more connections including seven games with four or more.
- Gregory achieved a new personal single-season career-high for 3-point field goals made and attempted in a season with 84 and 257, respectively. Her 84 connections were the most by a Wildcat since Kindred Wesemann made 90 in the 2016-17 season.
- Against Utah Tech on Nov. 20 and the following game against Clemson on Nov. 24, Gregory tied her career-high with six 3-pointers made. Over the two games, Gregory was 12-of-25 (.480) from 3-point range.

GREGORY GIVETH

- Guard **Gabby Gregory** is known for her scoring ability, but has been a distributor of the rock during her time at K-State.
- In her K-State career, Gregory has handed out 143 assists (2.6 apg).
- This season, Gregory has handed out a career-high 72 assists (3.60 apg) and ranks 14th in the Big 12 for assists per game. She owns an assist-to-turnover ratio of 1.89 which is fifth in the Big 12. Her assist-to-turnover ratio in Big 12 action is third in the league at 1.85.
- In her career, she has dished out five or more assists eight times with five of those games coming this season. Against Houston on Jan. 3, Gregory handed out a career-high nine assists.
- During her first season with the Wildcats, Gregory dished out a then career-high 71 assists.

5TH YEAR (2023-24)

Tallied 10 points, a career-high eight assists and two steals against Wisconsin (11/19)... Notched a diverse line of seven points, nine rebounds, five assists, a block and steal against Western Kentucky (11/24)... Carded eight points, seven assists and five rebounds against Iowa (11/26)... Scored 16 points against McNeese State (12/6)... Tallied nine points, six assists and five rebounds against North Florida (12/16)... Notched 16 points, six rebounds and three assists against Oral Roberts (12/18)... Registered a season-high 17 points on 4-of-6 shooting, including 3-of-4 from beyond the arc and 6-of-8 from the foul line and hauled in four rebounds and dished three assists at Cincinnati (12/30)... Notched 13 points, a career-high four blocked shots, three assists and two rebounds against Oklahoma (1/10)... Recorded 16 points on 6-of-11 shooting including 3-of-6 from long range, four rebounds and four assists at Baylor (1/22).

625 | 160 | 80

- K-State senior guard **Gabby Gregory** registered her first career season with 625 or more points, 160 or more free throws made and 80 or more 3-point field goals made.
- Gregory was one of four players in the nation last season with 625 or more points, 160 or more free throws made and 80 or more 3-point field goals made (Caitlin Clark, Iowa; Destiny Leo, Cleveland State; Ashley Joens, Iowa State).
- Gregory was the only player in program history to reach these marks in a season.
- According to HerHoopsStats.com, Gregory was the third player in the Big 12 since the 2009-10 season to register 625 or more points, 160 or more free throws and 80 or more 3-point field goals made in a season.

SENIOR (2022-23)

All-Big 12 First Team... 2022-23 Ann Meyers Drysdale Award candidate... 2022-23 Dawn Staley Award candidate... Established new career season-highs in every statistical category... One of four players in the nation in the 2022-23 season and the first player in K-State history with 625 or more points, 160 or more free throws made and 80 or more 3-point field goals made... One of five players in the nation in the 2022-23 season and the second in program history to average 18 or more points, five or more rebounds and two or more 3-point field goals made... Notched two double-doubles... Played in 35 games with 32 starts... Played a career-high 1,198 minutes (34.2 mpg)... Registered a career-high 648 points (18.5 ppg) while shooting 201-of-489 (.411) from the field including 84-of-257 (.327) from 3-point range... Shot 162-of-193 (.839) from the free throw line... Ranked second in the Big 12 in scoring average and total points scored... Her 648 points ranked fourth in school history for a single season... Scored in double figures in 29 games... Carded a career-high 19 games with 20 or more points... Ranked second in the Big 12 for games with 20

GREGORY'S CAREER STATISTICS

YEAR	G-GS	MIN-AVG.	FGM-FGA	PCT	3PT-A	PCT	FTM-FTA	PCT	O-D-T	AVG	PF-D	A	TO	BLK	ST	PTS-AVG
2019-20 (OU)	30-22	896-29.9	116-290	.400	43-128	.336	65-77	.844	37-91-128	4.3	77-2	46	85	9	14	340-11.3
2020-21 (OU)	24-24	901-37.5	120-289	.415	47-133	.353	111-131	.847	41-71-112	4.7	55-0	38	69	3	13	398-16.6
2021-22 (OU)	18-0	142-7.9	12-51	.235	7-32	.219	16-16	1.000	9-15-24	1.3	15-0	6	17	1	1	47-2.6
2022-23 (K-State)	35-32	1198-34.2	201-489	.411	84-257	.327	162-193	.839	59-128-187	5.3	58-0	71	87	6	24	648-18.5
2023-24 (K-State)	20-20	512-25.6	61-170	.359	31-107	.290	29-44	.659	21-48-69	3.5	21-0	72	38	9	12	182-9.1
Total at K-State	55-52	1710-31.1	262-659	.398	115-364	.316	191-237	.806	80-176-256	4.7	79-0	143	125	15	36	830-15.1
TOTAL	127-98	3645-28.7	510-1289	.396	212-657	.323	383-461	.831	167-353-520	4.1	226-2	233	296	28	64	1615-12.7



14 | REBEKAH DALLINGER

G | 5-9 | SR. - 1L | SYDNEY, AUSTRALIA (MILES [MONTANA] CC)

• First player in program history from Australia

2023-24 GAME-BY-GAME

Opponent	Min	FG	3FG-3FGA	FT-FTA	O-D-Reb	PF	A	TO	Bk	St	Pts
Presbyterian	4	1-2	0-0	0-0	0-0-0	1	0	1	0	1	2
at Little Rock	6	0-0	0-0	0-0	0-0-0	0	0	0	0	0	0
at Iowa					DNP - Coach's Decision						
Wisconsin	6	0-0	0-0	0-0	0-0-0	0	1	0	0	0	0
vs. Western Kentucky	2	0-0	0-0	0-0	0-1-1	1	0	0	0	0	0
vs. North Carolina					DNP - Coach's Decision						
vs. Iowa					DNP - Coach's Decision						
Jackson State	4	1-2	1-1	0-0	1-0-1	0	0	2	0	0	3
McNeese State	10	2-3	0-1	0-0	0-2-2	0	1	0	0	0	4
vs. Missouri					DNP - Injured						
North Florida					DNP - Injured						
Oral Roberts					DNP - Injured						
Southern					DNP - Injured						
at Cincinnati *					DNP - Injured						
Houston *					DNP - Injured						
at UCF *					DNP - Injured						
Oklahoma *					DNP - Injured						
Texas *					DNP - Injured						
at TCU *					No contest						
Kansas *					DNP - Coach's Decision						
at Baylor *					DNP - Coach's Decision						
BYU *											
at Oklahoma *											
at Texas *											
Oklahoma State *											
at Iowa State *											
UCF *											
West Virginia *											
at Kansas *											
Iowa State *											
at Texas Tech *											

POINTS

2023-24 Season	4, vs. McNeese State (12/6/23)
Career	12, vs. Morgan State (12/21/22)

FIELD GOALS MADE/ATTEMPTED

2023-24 Season	2, vs. McNeese St. (12/6/23) / 3, vs. McNeese St. (12/6/23)
Career	4, three times/ 13, vs. UCA (11/9/21)

3-PT. FIELD GOALS MADE/ATTEMPTED

2023-24 Season	1, vs. Jackson State (12/6/23) / 1, twice
Career	3, twice/ 10, vs. UCA (11/9/21)

FREE THROWS MADE/ATTEMPTED

2023-24 Season	- / -
Career	2, four times/2, five times

REBOUNDS

2023-24 Season	2, vs. McNeese State (12/6/23)
Career	4, four times

ASSISTS

2023-24 Season	1, twice
Career	7, vs. Utah Tech (11/20/22)

BLOCKS

2023-24 Season	-
Career	2, three times

STEALS

2023-24 Season	1, vs. Presbyterian (11/6/23)
Career	3, twice

MINUTES

2023-24 Season	10, vs. McNeese State (12/6/23)
Career	30, vs. Washington State (3/19/22)

MISCELLANEOUS CAREER STATS

Double-Figure Scoring Games	2
20+ Point Games	-
Double-Figure Rebounding Games	-
Double-Doubles	-
5+ Rebound Games	-
5+ Assist Games	1
2+ Steal Games	4
2+ Block Games	3
2+ Made 3-Pt. FGs	8

JUNIOR (2022-23)

Played in 25 games with one start... Carded 292 minutes (11.7 mpg)... Notched 44 points (1.8 ppg) while shooting 15-of-60 (.250) from the field, including 7-of-34 (.206) from 3-point range... Was 7-of-9 (.778) from the free throw line... Hauled in 24 rebounds (1.0 rpg)... Dished out 24 assists (1.0 apg)... Tied her career-high with 11 steals... Set a new career-high with 10 blocked shots... Recorded five points, a rebound and an assist in 14 minutes off the bench against Wisconsin (11/11)... Dished out a career-high seven assists and blocked two shots against Utah Tech (11/20)... Scored a career-high 12 points and pulled in three rebounds against Morgan State (12/21).

SOPHOMORE (2021-22)

Played in 32 games with two starts... Checked in with 517 minutes (16.2 mpg)... Notched 114 points (3.6 ppg)... Shot 27.6 percent (40-of-145)... Recorded a 24.1 percent (26-of-108) effort from 3-point range... Made two or more 3-point field goals in a game seven times... Shot 88.9 percent (8-of-9) from the free throw line... Pulled in 52 rebounds (1.6 rpg)... Dished out 33 assists (1.0 apg)... Pocketed 11 steals (0.3 spg) and blocked six shots... Made K-State debut against Central Arkansas (11/9) and recorded 11 points, including three connections from beyond the arc... Notched eight points, four rebounds and two assists off the bench against UT Martin (11/12)... Tallied nine points and three steals against North Carolina A&T (11/15)... Added nine points and two assists against Abilene Christian (11/23)... Carded nine points, two rebounds and two blocks at Omaha (12/8)... Made first career start and tallied eight points, three rebounds, three assists and a block in 29 minutes at South Dakota State (12/11)... Carded eight points, four rebounds and two steals at Oklahoma State (1/5)... Tallied six points with two connections from beyond the arc against TCU (1/29)... Carded a career-high 30 minutes and tallied four points,

four rebounds, one assist and a steal in the first round of the 2022 NCAA Tournament against Washington State (3/19).

MILES (Montana) CC (2020-21)

Named 2021 Two-Year Player of the Year by the Women's Basketball Coaches Association (WBCA)... 2021 NJCAA Division I Player of the Year... Named to 2021 WBCA Two-Year All-America First Team... 2021 World Exposure Junior College Player of the Year and Freshman of the Year... 2021 Region XIII Player of the Year... 2021 MonDak Conference Player of the Year... Led NJCAA Division I in points per game (25.8 ppg), points scored (644), field goals made (212) and free throws made (163)... Scored 20 or more points in 19 games, scored 30 or more points in nine games and reached a season-high 42 points on February 2 against Dawson CC... Played in and started 25 games and averaged 33.7 minutes per game... Shot 48.7 percent from the field including 42.9 percent from beyond the arc... Shot 71.8 percent from the free throw line... Hauled in 6.8 rebounds and dished 5.0 assists... Pocketed 2.8 steals per game... Registered four double-doubles, including a season-high 17 rebounds against Dawson CC on April 5... Helped the Pioneers to a 24-2 overall record and a trip to the NJCAA Division I Round of 16, including the school's first win in the NJCAA national tournament... Averaged 30.5 points, 6.0 rebounds, 4.0 assists and 2.5 steals in two NJCAA national tournament games.

DALLINGER'S CAREER STATISTICS

YEAR	G-GS	MIN-AVG.	FGM-FGA	PCT	3PT-A	PCT	FTM-FTA	PCT	O-D-T	AVG	PF-D	A	TO	BLK	ST	PTS-AVG
2021-22	32-2	519-16.2	40-145	.276	26-108	.241	8-9	.889	10-42-52	1.6	31-0	33	31	6	11	114-3.6
2022-23	25-1	292-11.7	15-60	.250	7-34	.206	7-9	.778	3-21-24	1.0	19-0	24	14	10	11	44-1.8
2023-24	6-0	32-5.3	4-7	.571	1-2	.500	0-0	.000	1-4-5	0.8	2-0	2	3	0	1	9-1.5
TOTAL	63-3	843-13.4	59-212	.278	34-144	.236	15-18	.833	14-67-81	1.3	52-0	59	48	16	23	167-2.7



15 | HEAVENLY GREER

F | 6-3 | JR. - 1L | PHOENIX, ARIZ. (OKLAHOMA)

• First player in program history from Arizona

GREER'S TROPHY CASE

• 2023 Academic All-Big 12 Second Team

POINTS

2023-24 Season	7, vs. McNeese State (12/6/23)
Career	10, at Baylor (1/18/23)

FIELD GOALS MADE/ATTEMPTED

2023-24 Season	3, vs. McNeese St. (12/6/23) / 4, at Little Rock (11/11/23)
Career	5, at Baylor (1/18/23)/7, vs. UTRGV (11/18/22)

3-PT. FIELD GOALS MADE/ATTEMPTED

2023-24 Season	-/-
Career	-/-

FREE THROWS MADE/ATTEMPTED

2023-24 Season	2, vs. Presbyterian (11/6/23) / 4, at Little Rock (11/11/23)
Career	4, vs. Morgan State (12/21/22) / 4, four times

REBOUNDS

2023-24 Season	6, at Little Rock (11/11/23)
Career	10, vs. Texas State (12/13/20)

ASSISTS

2023-24 Season	-
Career	1, six times

BLOCKS

2023-24 Season	2, twice
Career	3, twice

STEALS

2023-24 Season	1, twice
Career	2, vs. Arkansas (11/26/22)

MINUTES

2023-24 Season	13, at Little Rock (11/11/23)
Career	16, twice

MISCELLANEOUS CAREER STATS

Double-Figure Scoring Games	1
20+ Point Games	-
Double-Figure Rebounding Games	1
Double-Doubles	2
5+ Rebound Games	4
5+ Assist Games	-
2+ Steal Games	-
2+ Block Games	2
2+ Made 3-Pt. FGs	-

2023-24 GAME-BY-GAME

Opponent	Min	FG	3FG-3FGA	FT-FTA	O-D-Reb	PF	A	TO	Bk	St	Pts
Presbyterian	7	1-1	0-0	2-2	1-0-1	0	0	1	1	0	4
at Little Rock	13	1-4	0-0	2-4	3-3-6	3	0	1	0	0	4
at Iowa					DNP - Coach's Decision						
Wisconsin	10	1-2	0-0	0-0	1-2-3	3	0	1	0	0	2
vs. Western Kentucky	9	1-3	0-0	0-0	0-2-2	1	0	0	0	0	2
vs. North Carolina	4	0-0	0-0	0-0	0-0-0	1	0	0	0	0	0
vs. Iowa	1	0-0	0-0	0-0	0-0-0	1	0	0	0	0	0
Jackson State	6	0-0	0-0	0-0	0-0-0	4	0	0	0	1	0
McNeese State	8	3-3	0-0	1-1	2-1-3	0	0	1	2	0	7
vs. Missouri	3	0-0	0-0	0-0	0-0-0	1	0	0	0	0	0
North Florida	7	1-2	0-0	0-0	2-1-3	2	0	0	1	1	2
Oral Roberts	8	0-3	0-0	0-0	3-1-4	0	0	0	1	0	0
Southern	6	0-2	0-0	0-0	1-0-1	0	0	1	2	1	0
at Cincinnati *	1	0-0	0-0	0-0	0-0-0	2	0	1	0	0	0
Houston *					DNP - Coach's Decision						
at UCF *					DNP - Coach's Decision						
Oklahoma *					DNP - Coach's Decision						
Texas *					DNP - Coach's Decision						
at TCU *					No contest						
Kansas *					DNP - Coach's Decision						
at Baylor *	1	0-0	0-0	0-0	0-0-0	1	0	0	0	0	0
BYU *											
at Oklahoma *											
at Texas *											
Oklahoma State *											
at Iowa State *											
UCF *											
West Virginia *											
at Kansas *											
Iowa State *											
at Texas Tech *											

+ starts | * Big 12 | ! Big 12 Championships | % WNIT | \$ NCAA Tournament

REDSHIRT SOPHOMORE (2022-23)

Played in a career-best 30 games... Tallied 224 minutes (7.5 mpg)... Registered 65 points (2.2 ppg) while shooting 23-of-52 (.442) from the field... Finished 19-of-30 (.633) from the free throw line... Hauled in 61 rebounds (2.0 rpg)... Blocked 16 shots (0.5 bpg)... Pocketed 11 steals... Dished out four assists... Made K-State career debut off the bench against Central Arkansas (11/7) and tallied three points, four rebounds, an assist and a steal in 12 minutes... Recorded seven points, five rebounds and three blocks against UTRGV (11/18)... Tallied seven points and two rebounds against Kansas City (12/7)... Notched a career-high with 10 points on 5-of-5 shooting at Baylor (1/18)... Tallied a career-high three blocks against TCU (1/21).

SOPHOMORE (2021-22)

Redshirt due to NCAA transfer rules.

OKLAHOMA (2020-21)

Played in 10 games with 78 total minutes of action... Averaged 2.2 points, 2.8 rebounds and 0.2 blocks... Shot .476 from the field and .500 from the foul line... Notched a career-high four points in three games... Pulled in a career-high 10 rebounds against Texas State (12/13/20)... Blocked one shot in twice.

GREER'S CAREER STATISTICS

YEAR	G-GS	MIN-AVG.	FGM-FGA	PCT	3PT-A	PCT	FTM-FTA	PCT	O-D-T	AVG	PF-D	A	TO	BLK	ST	PTS-AVG
2020-21 (OU)	10-0	78-7.8	10-21	.476	0-0	.000	2-4	.500	4-24-28	2.8	23-1	0	11	2	1	22-2.2
2021-22 (K-State)							DNP - Redshirt									
2022-23 (K-State)	30-0	224-7.5	23-52	.442	0-0	.000	19-30	.633	18-43-61	2.0	48-1	4	24	16	11	65-2.2
2023-24 (K-State)	14-0	86-6.1	8-20	.400	0-0	.000	5-7	.714	13-10-23	1.6	19-0	0	6	7	3	21-1.5
Total at K-State	44-0	310-7.0	31-72	.431	0-0	.000	24-37	.649	31-53-84	1.9	67-1	4	30	23	14	86-2.0
TOTAL	54-0	383-7.1	41-93	.441	0-0	.000	26-41	.634	35-77-112	2.1	90-2	4	41	25	15	108-2.0



21 | ELIZA MAUPIN

F | 6-4 | SO. - 1L | WEBSTER GROVES, MO. (WEBSTER GROVES HS)

• One of 12 children of Micah and Heather Maupin (six biological and six adopted)

POINTS

2023-24 Season	16, at Baylor (1/22/24)
Career	16, at Baylor (1/22/24)

FIELD GOALS MADE/ATTEMPTED

2023-24 Season	6, at Baylor (1/22/24) / 6, at Baylor (1/22/24)
Career	6, at Baylor (1/22/24) / 9, at Oklahoma (3/1/23)

3-PT. FIELD GOALS MADE/ATTEMPTED

2023-24 Season	1, at Baylor (1/22/24) / 1, at Baylor (1/22/24)
Career	1, at Baylor (1/22/24) / 1, twice

FREE THROWS MADE/ATTEMPTED

2023-24 Season	3, at Baylor (1/22/24) / 4, four times
Career	6, at TCU (2/18/23) / 9, at TCU (2/18/23)

REBOUNDS

2023-24 Season	9, at Baylor (1/22/24)
Career	10, twice

ASSISTS

2023-24 Season	2, vs. McNeese State (12/6/23)
Career	2, vs. McNeese State (12/6/23)

BLOCKS

2023-24 Season	1, thrice
Career	2, twice

STEALS

2023-24 Season	2, twice
Career	2, three times

MINUTES

2023-24 Season	29, at Baylor (1/22/24)
Career	29, at Baylor (1/22/24)

MISCELLANEOUS CAREER STATS

Double-Figure Scoring Games	7
20+ Point Games	-
Double-Figure Rebounding Games	2
Double-Doubles	2
5+ Rebound Games	10
5+ Assist Games	-
2+ Steal Games	4
2+ Block Games	2
2+ Made 3-Pt. FGs	-

2023-24 GAME-BY-GAME

Opponent	Min	FG	3FG-3FGA	FT-FTA	O-D-Reb	PF	A	TO	Bk	St	Pts
Presbyterian	5	0-1	0-0	0-0	0-1-1	0	0	1	0	0	0
at Little Rock	11	1-1	0-0	0-0	0-2-2	1	1	1	1	0	2
at Iowa					DNP - Coach's Decision						
Wisconsin	6	2-3	0-0	0-0	2-1-3	1	0	0	0	0	4
vs. Western Kentucky	6	0-0	0-0	0-0	0-1-1	0	0	0	0	1	0
vs. North Carolina					DNP - Coach's Decision						
vs. Iowa	2	0-0	0-0	1-2	0-0-0	2	0	2	1	0	1
Jackson State	6	1-2	0-0	1-2	1-1-2	1	0	0	0	1	3
McNeese State	10	2-2	0-0	2-4	2-2-4	1	2	0	0	2	6
vs. Missouri	3	0-0	0-0	0-0	0-0-0	1	0	0	0	0	0
North Florida	7	2-4	0-0	0-0	1-0-1	2	0	0	0	1	4
Oral Roberts	7	0-1	0-0	2-4	2-0-2	1	1	0	0	1	2
Southern	8	2-2	0-0	0-1	2-2-4	1	0	0	0	0	4
at Cincinnati *	4	0-0	0-0	0-0	0-0-0	2	0	0	0	0	0
Houston *					DNP - Coach's Decision						
at UCF *					DNP - Coach's Decision						
Oklahoma *					DNP - Coach's Decision						
Texas *	3	0-0	0-0	0-0	0-0-0	0	0	0	0	0	0
at TCU *					No contest						
Kansas *	18	3-3	0-0	2-4	3-2-5	3	0	1	0	2	8
at Baylor *	29	6-6	1-1	3-4	4-5-9	2	0	1	1	1	16
BYU *											
at Oklahoma *											
at Texas *											
Oklahoma State *											
at Iowa State *											
UCF *											
West Virginia *											
at Kansas *											
Iowa State *											
at Texas Tech *											

+ starts | * Big 12 | ! Big 12 Championships | % WNIT | \$ NCAA Tournament

MAUPIN EMERGES

- Eliza Maupin has aided the K-State attack in the last two games.
- In her last two games, Maupin is averaging 12.0 points on a perfect 9-of-9 shooting, 7.0 rebounds and 1.5 steals. At Baylor, Maupin recorded a career-high 16 points with a career-best six field goals made and hauled in nine rebounds. In the two games, Maupin nearly scored more points than she had scored the entire season (24 to 26).
- This season, K-State is averaging 3.3 points on a career-best .760 field goal percentage, 2.3 rebounds and 0.6 steals. In her last three games with a field goal attempt (vs. Southern, vs. Kansas, at Baylor), Maupin is a perfect 11-of-11 from field.
- Maupin emerged as a dynamic player off the bench late in the 2022-23 season for the Wildcats.
- Over the last 10 games of the 2022-23 season, the forward from Webster Groves, Missouri, averaged 6.6 points on a .585 field goal percentage, 4.2 rebounds and 0.7 blocks in 17.0 minutes of action.
- In her first 12 Big 12 games, Maupin had scored 17 points and pulled in 11 rebounds.
- Maupin averaged 4.1 points on a .571 field goal percentage with 2.9 rebounds in the 2022-23 season. She had six games with 10 or more points including a pair of double-doubles.

SOPHOMORE (2023-24)

Registered six points, four rebounds and two steals in 10 minutes off the bench against McNeese State (12/6)... Tallied eight points on 3-of-3 shooting, five rebounds and two steals against Kansas (1/20)... Carded a career-high 16 points on a career-best 6-of-6 from the field including her first career 3-point field goal made, nine rebounds, a steal and a block in a career-high 29 minutes off the bench at Baylor (1/22).

FRESHMAN (2022-23)

Played in all 36 games with one start... Clocked 443 minutes (12.3 mpg)... Recorded 146 points (4.1 ppg) while shooting 56-of-98 (.571) from the field... Shot 34-of-56 (.607) from the free throw line... Recorded six games with 10 or more points... Tallied two double-doubles... Hauled in 104 rebounds (2.9 rpg)... Registered eight games with five or more rebounds, including two games with 10 or more... Pocketed 17 steals and blocked 15 shots... Blocked two or more shots in two games... Collected two or more steals in two games... Dished out 12 assists... Came off the bench against Central Arkansas (11/7) to make her career debut and finished with four points, five rebounds, an assist and a steal in 15 minutes... Registered a steal and a layup against Iowa (11/17)... Notched first double-double with 12 points and 10 rebounds in 13 minutes of action against Utah Tech (11/20)... Recorded four points and six rebounds in 21 minutes off the bench against Houston (12/4)... Tallied nine points on 4-of-5 shooting and three rebounds against South Dakota State (12/10)... Came off the bench and in nine minutes tallied six points, three rebounds and two blocks against Oklahoma State (1/4)... Notched nine points, six rebounds, a block and a steal in 21 minutes against Baylor (2/15)... Carded second career double-double with 10 points including a career-high 6-of-9 from the foul line and 10 rebounds in 22 minutes at TCU (2/18)... Notched 11 points and nine rebounds in 26 minutes off the bench at West Virginia (2/25)... Registered a career-high 14 points on 5-of-9 shooting with five rebounds, a steal and a block in a career-best 27 minutes... Tallied 10 points on 5-of-6 shooting in 21 minutes off the bench against Texas Tech in the first round of the 2023 Phillips 66 Big 12 Championship (3/9)... Recorded eight points and three rebounds against Wichita State (3/16) in the first round of the 2023 WNIT... Tallied six points and four rebounds against Wyoming (3/21) in the second round of the 2023 WNIT.

MAUPIN'S CAREER STATISTICS

YEAR	G-GS	MIN-AVG.	FGM-FGA	PCT	3PT-A	PCT	FTM-FTA	PCT	O-D-T	AVG	PF-D	A	TO	BLK	ST	PTS-AVG
2022-23	36-1	443-12.3	56-98	.571	0-1	.000	34-56	.607	45-59-104	2.9	60-2	12	40	15	17	146-4.1
2023-24	15-0	126-8.4	19-25	.760	1-1	1.000	11-21	.524	17-17-34	2.3	18-0	4	6	3	9	50-3.3
TOTAL	51-1	569-11.2	75-123	.610	1-2	.500	45-77	.584	62-76-138	2.7	78-2	16	46	18	26	196-3.8

30 | GISELA SANCHEZ

F | 6-3 | R-SO. - TR | BARCELONA, SPAIN (ARIZONA)



• Second player in program history from Spain

2023-24 GAME-BY-GAME

Opponent	Min	FG	3FG-3FGA	FT-FTA	O-D-Reb	PF	A	TO	Bk	St	Pts
Presbyterian	22	3-8	0-1	0-0	3-1-4	0	0	1	1	0	6
at Little Rock	14	2-5	0-3	3-4	0-1-1	0	0	0	0	1	7
at Iowa	16	2-8	0-3	0-0	2-3-5	4	2	1	0	1	4
Wisconsin	11	2-4	0-2	0-2	1-2-3	1	0	1	0	0	4
vs. Western Kentucky	15	2-4	1-2	0-0	1-4-5	1	1	0	0	0	5
vs. North Carolina	21	5-7	1-1	4-6	0-5-5	2	0	3	0	0	15
vs. Iowa	26	2-8	0-3	1-1	1-9-10	2	0	0	0	2	5
Jackson State	21	3-9	0-1	0-0	4-2-6	0	4	1	1	0	6
McNeese State	21	5-7	2-2	0-0	0-8-8	1	2	2	4	1	12
vs. Missouri	20	4-7	0-1	0-0	3-6-9	0	4	2	1	1	8
North Florida	19	1-4	0-0	2-2	1-4-5	2	3	2	1	1	4
Oral Roberts	15	5-8	1-2	2-2	1-1-2	1	1	1	0	0	13
Southern	20	2-6	0-0	0-0	0-1-1	0	2	3	1	1	4
at Cincinnati*	21	1-5	0-1	4-4	0-3-3	1	0	1	0	0	6
Houston*	11	0-3	0-0	0-0	1-4-5	0	1	3	0	0	0
at UCF*	16	3-7	0-2	0-0	0-2-2	4	3	2	0	0	6
Oklahoma*	22	1-7	0-3	0-0	2-7-9	1	5	0	0	1	2
Texas*	10	0-1	0-0	0-0	0-1-1	0	1	1	1	0	0
at TCU*											
Kansas**	18	2-9	0-3	0-0	1-3-4	3	3	2	0	0	4
at Baylor**	5	0-0	0-0	0-0	0-0-0	3	0	0	0	0	0
BYU*											
at Oklahoma*											
at Texas*											
Oklahoma State*											
at Iowa State*											
UCF*											
West Virginia*											
at Kansas*											
Iowa State*											
at Texas Tech*											

+ starts | * Big 12 | ! Big 12 Championships | % WNIT | \$ NCAA Tournament

POINTS

2023-24 Season	15, vs. North Carolina (11/25/23)
Career	15, twice

FIELD GOALS MADE/ATTEMPTED

2023-24 Season	5, three times / 9, twice
Career	6, vs. Rutgers (11/27/21) / 9, twice

3-PT. FIELD GOALS MADE/ATTEMPTED

2023-24 Season	2, vs. McNeese State (12/6/23) / 3, five times
Career	2, twice / 3, seven times

FREE THROWS MADE/ATTEMPTED

2023-24 Season	4, twice / 6, vs. N. Carolina (11/25/23)
Career	4, twice / 6, vs. N. Carolina (11/25/23)

REBOUNDS

2023-24 Season	10, vs. Iowa (11/26/23)
Career	10, vs. Iowa (11/26/23)

ASSISTS

2023-24 Season	5, vs. Oklahoma (1/10/24)
Career	5, vs. Oklahoma (1/10/24)

BLOCKS

2023-24 Season	4, vs. McNeese State (12/6/23)
Career	4, vs. McNeese State (12/6/23)

STEALS

2023-24 Season	2, vs. Iowa (11/26/23)
Career	2, vs. Iowa (11/26/23)

MINUTES

2023-24 Season	26, vs. Iowa (11/26/23)
Career	26, vs. Iowa (11/26/23)

MISCELLANEOUS CAREER STATS

Double-Figure Scoring Games	4
20+ Point Games	-
Double-Figure Rebounding Games	1
5+ Rebound Games	10
5+ Assist Games	1
Double-Doubles	-
4+ Block Games	1
2+ Block Games	2
2+ Steal Games	1
2+ Made 3-Pt. FGs	2

SANCHEZ BOOSTING BENCH

- Redshirt sophomore **Gisela Sanchez** has brought the heat to K-State's bench unit this season.
- The product of Barcelona, Spain, is averaging 5.6 points on a .385 field goal percentage, 4.4 rebounds, 1.6 assists and 0.5 blocks.
- In her brief time at K-State, the transfer from Arizona has established career season-highs in every statistical category.
- During the Gulf Coast Showcase, Sanchez had a breakout three games as she averaged 8.3 points on a .474 field goal percentage and 6.7 rebounds in 21.0 minutes off the bench.
- Against North Carolina on November 25, Sanchez notched 15 points on 5-of-7 shooting and five rebounds. Sanchez helped ice the game with four free throws in the final 30 seconds.
- Against McNeese State on December 6, Sanchez tallied 12 points, eight rebounds, a career-high four blocks, two assists and a steal in 21 minutes of action. According to HerHoopStats.com, Sanchez joins Breanna Lewis and **Ayoka Lee** as the only Wildcats since 2009-10 to register 10 or more points, 8 or more rebounds and four or more blocks in 22 minutes or less.

REDSHIRT SOPHOMORE (2023-24)

Established career season-highs in every statistical category... Made K-State debut off the bench against Presbyterian (11/6) and tallied 22 minutes of action with six points, four rebounds and a blocked shot... Notched seven points, a rebound and a steal in 14 minutes off the bench at Little Rock (11/11)... Tallied four points and equaled her career-highs for rebounds (5) and assists (2) at Iowa (11/16)... In three games at the Gulf Coast Showcase (11/24-26), averaged 8.3 points and 6.7 rebounds... Carded 15 points and five rebounds against North Carolina (11/25) including four free throws in the final 30 seconds... Registered a career-high 10 rebounds with five points and two steals against Iowa (11/26)... Tallied 12 points on 5-of-7 shooting including 2-of-2 from beyond the arc, eight rebounds, four blocks,

two assists and a steal in 21 minutes against McNeese State (12/6)... Against Missouri (12.9) in the Bill Snyder Classic, she tallied eight points, nine rebounds, four assists, a steal and a blocked shot in 20 minutes... Scored 13 points on 5-of-8 shooting against Oral Roberts (12/18)... Made first collegiate start against Kansas (1/20).

SUMMER 2023-24

Helped Spain to a bronze medal at the 2023 FIBA U20 Euro Championships in Lithuania this summer... Averaged 8.3 points, shooting 41.7 percent from the field including 47.1 percent from 3-point range with 3.3 rebounds, 0.9 assists and 0.7 steals in 15.8 minutes of play.

SOPHOMORE (2022-23)

Missed the 2022-23 season due to a knee injury suffered at the 2022 FIBA U20 Euro Championships in Sopron, Hungary and expected to return for the 2023-24 season.

ARIZONA (2021-22)

Appeared in 20 games as a true freshman while averaging 7.2 minutes per game... Averaged 2.9 points (58 points) on a .439 field goal percentage (25-of-57)... Shot 43.8 percent (7 of 16) from deep... Hauled in 1.4 rebounds per game (28 rebounds)... Dished out seven assists and pocketed three steals... Erupted for season-high 15 points on 6-of-9 shooting and four rebounds in win over Rutgers... Season high in rebounding was five in win at Washington.

SANCHEZ'S CAREER STATISTICS

YEAR	G-GS	MIN-AVG.	FGM-FGA	PCT	3PT-A	PCT	FTM-FTA	PCT	O-D-T	AVG	PF-D	A	TO	BLK	ST	PTS-AVG
2021-22 (Arizona)	20-0	145-7.3	25-57	.439	7-16	.438	1-1	1.000	12-16-28	1.4	13-0	7	12	0	3	58-2.9
2022-23 (K-State)									DNP-Injured							
2023-24 (K-State)	20-2	341-17.1	45-117	.385	5-31	.161	16-21	.762	21-67-88	4.4	26-0	32	26	10	9	111-5.6
TOTAL	40-2	489-12.2	70-174	.402	12-47	.255	17-22	.773	33-83-116	2.9	39-0	39	38	10	12	169-4.2



32 | IMANI LESTER

F | 6-3 | R-FR. - TR | RALEIGH, N.C. (LOUISVILLE)

• First player in program history from North Carolina

2023-24 GAME-BY-GAME

Opponent	Min	FG	3FG-3FGA	FT-FTA	O-D-Reb	PF	A	TO	Bk	St	Pts
Presbyterian	7	1-2	0-0	0-0	1-1-2	0	0	0	1	0	2
at Little Rock	5	0-2	0-0	1-2	0-2-2	0	0	0	0	0	1
at Iowa											
Wisconsin											
vs. Western Kentucky	5	0-0	0-0	0-0	0-0-0	3	0	1	0	0	0
vs. North Carolina	3	1-1	0-0	0-0	1-0-1	0	0	0	0	0	2
vs. Iowa											
Jackson State	6	0-1	0-0	1-2	1-2-3	1	1	0	2	0	1
McNeese State	11	0-4	0-0	0-0	1-4-5	4	0	3	3	1	0
vs. Missouri	2	0-0	0-0	0-0	0-0-0	0	0	0	0	0	0
North Florida	5	0-1	0-0	2-2	2-0-2	1	0	0	0	0	2
Oral Roberts	5	2-2	0-0	0-0	1-1-2	1	0	0	0	0	4
Southern	5	1-2	0-0	0-0	0-1-1	1	0	0	2	0	2
at Cincinnati *	5	2-3	0-0	2-3	1-2-3	0	0	0	2	0	6
Houston *	4	0-0	0-0	1-2	1-0-1	1	0	0	0	2	1
at UCF *	4	0-2	0-0	0-0	1-1-2	1	1	0	0	0	0
Oklahoma *											
Texas *	5	0-1	0-0	2-2	1-0-1	0	0	0	0	0	2
at TCU *											
Kansas *	3	0-3	0-0	0-0	0-0-0	1	0	0	0	1	0
at Baylor *	3	0-0	0-0	0-0	0-0-0	1	0	0	1	0	0
BYU *											
at Oklahoma *											
at Texas *											
Oklahoma State *											
at Iowa State *											
UCF *											
West Virginia *											
at Kansas *											
Iowa State *											
at Texas Tech *											

+ starts | * Big 12 | † Big 12 Championships | % WNIT | \$ NCAA Tournament

POINTS

2023-24 Season	6, at Cincinnati (12/30/23)
Career	6, at Cincinnati (12/30/23)

FIELD GOALS MADE/ATTEMPTED

2023-24 Season	2, twice / 4, vs. McNeese State (12/6/23)
Career	2, twice / 4, vs. McNeese State (12/6/23)

3-PT. FIELD GOALS MADE/ATTEMPTED

2023-24 Season	- / -
Career	- / -

FREE THROWS MADE/ATTEMPTED

2023-24 Season	2, three times / 3, at Cincinnati (12/30/23)
Career	2, three times / 3, at Cincinnati (12/30/23)

REBOUNDS

2023-24 Season	5, vs. McNeese State (12/6/23)
Career	5, vs. McNeese State (12/6/23)

ASSISTS

2023-24 Season	1, vs. Jackson State (12/1/23)
Career	1, vs. Jackson State (12/1/23)

BLOCKS

2023-24 Season	3, vs. McNeese State (12/6/23)
Career	3, vs. McNeese State (12/6/23)

STEALS

2023-24 Season	2, vs. Houston (1/3/24)
Career	2, vs. Houston (1/3/24)

MINUTES

2023-24 Season	11, vs. McNeese State (12/6/23)
Career	11, vs. McNeese State (12/6/23)

MISCELLANEOUS CAREER STATS

Double-Figure Scoring Games	-
20+ Point Games	-
5+ Rebound Games	1
Double-Figure Rebounding Games	-
Double-Doubles	-
5+ Assist Games	-
4+ Steal Games	-
2+ Steal Games	1
2+ Block Games	4
4+ Made 3-Pt. FGs	-
2+ Made 3-Pt. FGs	-

REDSHIRT FRESHMAN (2023-24)

Made collegiate debut against Presbyterian (11/6) and tallied two points, two rebounds and a blocked shot in seven minutes off the bench... Tallied five points, three rebounds and two blocks at Cincinnati (12/30).

LOUISVILLE (2022-23)

Did not play in a regular season or post season game.

HIGH SCHOOL

Four-star prospect... Ranked No. 57 overall and the eighth best post player by espnW HoopGurlz... Played varsity basketball since the seventh grade and reached 1,000 career points in her freshman season at North Raleigh Christian Academy... Named to 2019 North Carolina Independent Schools Athletics Association (NCISAA) 4A All-State team... Collected 2019 Triangle Independent Schools Athletic Conference (TISAC) Player of the Year... In 2022, named to the *Charlotte Observer* North Carolina First Team Super Team... Helped her team to a 25-8 record and the 2022 NCISAA state title which included 23 points, 15 rebounds and four blocks in the championship game... In 2021, averaged 16.7 points, 12.6 rebounds, 4.4 blocks, 4.3 assists and 2.7 steals a game for North Raleigh, her team finished 19-2 and were runner-ups in the NCISAA state tournament... Standout volleyball player at North Raleigh.

LESTER'S CAREER STATISTICS

YEAR	G-GS	MIN-AVG.	FGM-FGA	PCT	3PT-A	PCT	FTM-FTA	PCT	O-D-T	AVG	PF-D	A	TO	BLK	ST	PTS-AVG
2022-23 (Louisville)																
2023-24 (K-State)	16-0	78-4.9	7-24	.292	0-0	.000	9-13	.692	11-14-25	1.6	15-0	2	4	11	4	23-1.4
TOTAL	16-0	78-4.9	7-24	.292	0-0	.000	9-13	.692	11-14-25	1.6	15-0	2	4	11	4	23-1.4



35 | ALEXIS HESS

F | 6-2 | FR. - HS | BLANDON, PA. (FLEETWOOD AREA HS)

• First player in program history from Pennsylvania

FRESHMAN (2023-24)

Will redshirt this season.

POINTS

2023-24 Season	
Career	

FIELD GOALS MADE/ATTEMPTED

2023-24 Season	- / -
Career	- / -

3-PT. FIELD GOALS MADE/ATTEMPTED

2023-24 Season	- / -
Career	- / -

FREE THROWS MADE/ATTEMPTED

2023-24 Season	- / -
Career	- / -

REBOUNDS

2023-24 Season	
Career	

ASSISTS

2023-24 Season	
Career	

BLOCKS

2023-24 Season	
Career	

STEALS

2023-24 Season	
Career	

MINUTES

2023-24 Season	
Career	

MISCELLANEOUS CAREER STATS

Double-Figure Scoring Games	-
20+ Point Games	-
5+ Rebound Games	-
Double-Figure Rebounding Games	-
Double-Doubles	-
5+ Assist Games	-
4+ Steal Games	-
2+ Steal Games	-
2+ Block Games	-
4+ Made 3-Pt. FGs	-
2+ Made 3-Pt. FGs	-

HIGH SCHOOL

2023 McDonald's All-American nominee... 2022 Pennsylvania Class 5A All-State First Team... 2021 Pennsylvania Class 5A All-State Third Team... Four-time Pennsylvania Class 5A All-County First Team... Scored 35 points in 2023 Berks Girls League Senior All-Star Game, including seven 3-pointers... Recorded 1,403 career points at Fleetwood Area HS... Made over 140 career 3-point field goals... During her senior season, averaged 17.6 points which included an 83.5 percent effort from the free throw line, 9.2 rebounds and 2.9 assists... In junior season, averaged 19 points per game... During sophomore season in 2020-21, garnered Third Team Class 5A All-State honors and was First Team All-County... In freshman season, averaged 15 points per game and connected on 43 three-pointers.

HESS'S CAREER STATISTICS

YEAR	G-GS	MIN-AVG.	FGM-FGA	PCT	3PT-A	PCT	FTM-FTA	PCT	O-D-T	AVG	PF-D	A	TO	BLK	ST	PTS-AVG
2023-24																
TOTAL	-	-	-	-	-	-	-	-	-	-	-	-	-	-	-	-

Redshirt



50 | AYOKA LEE

C | 6-6 | SR. - 3L | BYRON, MINN. (BYRON HS)



VISIT [KSTATESPORTS.COM/YOKIELEE50](https://kstatesports.com/yokielee50)

2023-24 All-America candidate | 2023-24 Leslie Award candidate

LEE'S TROPHY CASE

- Three-time Wooden Award Watch List (2021, 2022 & 2024)
- Three-time Women's Jersey Mike's Naismith Trophy Watch List ('21, '22 & '24)
- Three-time Lisa Leslie Award Watch List (2021, 2022 & 2024)
- Three-time Preseason All-Big 12 Team ('20-'21, '21-'22 & '23-'24)
- 2021-22 All-America First Team by *Sports Illustrated*
- 2021-22 All-America First Team by The Athletic
- 2021-22 All-America Second Team by the Associated Press
- 2021-22 All-America Second Team by the USBWA
- Two-time WBCA All-America Honorable Mention (2021 & 2022)
- Two-time WBCA All-Region 3 (2021 & 2022)
- 2021-22 Lisa Leslie Award finalist
- Three-time All-Big 12 First Team (2020, 2021 & 2022)
- 2022 Big 12 All-Defensive Team
- 2021-22 *Waco Tribune* All-Big 12 First Team
- 2021-22 *Waco Tribune* Defensive Player of the Year
- 2022 Big 12 Player of the Year by The Next
- 2022 KC Sports Commission Sportswoman of the Year
- Two-time CoSIDA Academic All-America (2021- 2nd Team/2022 - 1st Team)
- Two-time CoSIDA Academic All-District VII First Team (2021 & 2022)
- 2022 Big 12 WBB Scholar Athlete of the Year
- Three-time Academic All-Big 12 First Team (2020, 2021 & 2022)
- 2022 Women's Jersey Mike's Naismith Trophy Midseason Team
- 2022 Wooden Award National Ballot member
- 2022 Naismith Women's Defensive Player of the Year Semifinalist
- Two-time Wade Trophy Watch List (2021 & 2022)
- 2022 Wooden Award Late Season Top-20 Watch List
- 2022 Wooden Award Midseason Top-25 Watch List
- 2022 Midseason #9 Ranked Player by ESPN.com
- 2021 Preseason WNIT All-Tournament Team & MVP
- Associated Press National Player of the Week (11/21/23)
- Four-time USBWA Ann Meyers Drysdale National Player of the Week
- Three-time ESPN.com National Player of the Week
- Seven-time Big 12 Player of the Week
- Jersey Mike's Naismith Trophy Player of the Week (1/4/22)
- Four-time HerHoopStats Power 6 Player of the Week
- 2021 Big 12/Dr. Lage Academic Achievement Award
- 2020 Her Hoop Stats Fab 15 Freshman Team
- 2020 Big 12 Freshman of the Year
- 2020 Big 12 All-Freshman Team (unanimous selection)
- 2020 *Waco Tribune* Big 12 Freshman of the Year
- 2020 *Waco Tribune* Big 12 All-Freshman Team
- Two-time USBWA National Freshman of the Week
- 12-time Big 12 Freshman of the Week

CAREER

First player in school history and third in Big 12 history with 2,000 or more points, 1,000 or more rebounds and 250 or more blocks... Only player in school history with 700 or more points, 300 or more rebounds and 90 or more blocks in a season... 4th in school history for career points (2,017)... Career scoring average (19.2) ranks first in school history and 9th in Big 12 history... 2nd in school history for career rebounds (1,034)... Owns school record for career rebound average and ranks fourth in Big 12 history (9.8)... Owns school record for career games with 15 or more rebounds (8)... 2nd in school history and fifth in Big 12 history for career field goal percentage (.595)... 3rd in school history for career field goals made (814)... Owns school record with 27 games of 10 or more made field goals... 3rd in school history for career free throws made (388)... 4th in school history for career free throws attempted (512)... Owns school record for career double-doubles (55)... 5th in Big 12 record books for career double-doubles... First player in program history with a 20-20 double-double in a game (2x)... Owns school record for career blocks (284)... Ranks 9th in Big 12 history for career blocks... Only player in program history with two or more seasons with 90 or more blocks... Holds school record and ranks seventh in Big 12 record books for career blocks per game (2.70)... Owns school record for career five-block games (19)... Holds school record for career games of seven or more blocks (5).

2023-24 GAME-BY-GAME

Opponent	Min	FG	3FG-3FGA	FT-FTA	O-D-Reb	PF	A	TO	Bk	St	Pts
Presbyterian +	22	5-11	0-0	4-6	3-4-7	0	2	0	3	2	14
at Little Rock +	22	13-16	0-0	6-8	5-5-10	0	1	1	2	0	32
at Iowa +	27	9-14	0-0	4-4	4-8-12	3	0	0	2	1	22
Wisconsin +	27	9-16	0-0	2-2	3-2-5	4	1	0	3	1	20
vs. Western Kentucky +	20	6-8	0-0	4-5	1-2-3	3	0	2	2	1	16
vs. North Carolina +	32	5-9	0-0	4-4	3-9-12	4	1	2	1	0	14
vs. Iowa +	34	8-13	0-0	2-6	0-7-7	1	0	3	1	0	18
Jackson State +	23	5-9	0-0	2-2	1-4-5	2	0	0	2	1	12
McNeese State +	18	7-10	0-0	1-2	4-2-6	0	3	1	2	0	15
vs. Missouri +	26	12-15	0-0	4-5	4-5-9	1	0	1	1	1	28
North Florida +	24	15-17	0-0	6-6	2-2-4	2	0	1	1	3	36
Oral Roberts +	23	11-17	0-0	2-7	6-15-21	4	0	0	5	1	24
Southern +	21	8-10	1-1	3-3	1-4-5	1	1	0	3	1	20
at Cincinnati* +	20	3-7	0-0	0-0	2-6-8	3	0	2	3	1	6
Houston* +	31	11-15	0-0	5-8	8-3-11	1	1	2	2	2	27
at UCF* +	28	6-9	0-0	0-1	1-5-6	2	0	1	7	1	12
Oklahoma* +	27	8-12	0-0	3-5	0-6-6	4	1	2	5	2	19
Texas* +	35	8-12	0-0	5-5	5-5-10	3	1	0	4	1	21
at TCU*											
Kansas*											
at Baylor*											
BYU*											
at Oklahoma*											
at Texas*											
Oklahoma State*											
at Iowa State*											
UCF*											
West Virginia*											
at Kansas*											
Iowa State*											
at Texas Tech*											

+ starts | * Big 12 | ! Big 12 Championships | % WNIT | \$ NCAA Tournament

POINTS

2023-24 Season	36, vs. North Florida (12/16/23)
Career	61, vs. Oklahoma (1/23/22)

FIELD GOALS MADE/ATTEMPTED

2023-24 Season	15, vs. UNF (12/16/23) / 17, twice
Career	23, vs. Oklahoma (1/23/22) / 30, twice

3-PT. FIELD GOALS MADE/ATTEMPTED

2023-24 Season	1, vs. Southern (12/20/23) / 1, vs. Southern (12/20/23)
Career	1, vs. Southern (12/20/23) / 1, vs. Southern (12/20/23)

FREE THROWS MADE/ATTEMPTED

2023-24 Season	6, twice / 8, twice
Career	15, vs. Oklahoma (1/23/22) / 17, vs. Oklahoma (1/23/22)

REBOUNDS

2023-24 Season	21, vs. Oral Roberts (12/18/23)
Career	21, vs. Oral Roberts (12/18/23)

ASSISTS

2023-24 Season	3, vs. McNeese State (12/6/23)
Career	4, vs. Texas Tech (3/11/21)

BLOCKS

2023-24 Season	7, at UCF (1/6/24)
Career	8, vs. North Dakota State (11/29/21)

STEALS

2023-24 Season	3, vs. North Florida (12/16/23)
Career	4, twice

MINUTES

2023-24 Season	35, vs. Texas (1/13/24)
Career	42, vs. West Virginia (3/2/22)

MISCELLANEOUS CAREER STATS

Double-Figure Scoring Games	95
60+ Point Games	1
40+ Point Games	2
30+ Point Games	13
20+ Point Games	44
Double-Figure Rebounding Games	56
20+ Rebound Games	2
Double-Doubles	54
5+ Rebound Games	94
4+ Block Games	28
2+ Block Games	74
2+ Steal Games	22

RECORDS PILE UP FOR LEE

• Ayoka Lee owns a number of K-State and Big 12 records. The following are the marks she has set:

- Career school record for career double-doubles (55)
- Career school record for scoring average (19.2)
- Career school record for 60+ point games (1)
- Career school record for 40+ point games (2)
- Career school record for 30+ point games (13)
- Career school record for rebound average (9.8)
- Career school record for 15+ rebound games (8)
- Career school record for blocks (284)
- Career school record for blocks average (2.70)
- Career record for games with 5+ blocks (19)
- Career record for double-doubles with 5+ blocks (14)
- Career record for games with 7+ blocks (5)

- Single season record for 40-point games (2)
- Single season record for 30-point games (8)
- Single season record for double-doubles (20)
- Single season record for consecutive double-doubles (6)
- Single-season record for field goals made (296)
- Junior record for points in a season (727)
- Single-season record for rebounds (339)
- Single-season record for rebounds per game (11.4)
- Single-season record for blocks per game (3.1)
- NCAA, Big 12 & school single-game record for points (61)
- School single-game record for points in a conference game (61)
- Big 12 & K-State single-game record for FGs made in a game (23)
- Single-game record for FGs made in a conference game (23)
- Tied single-game record for FTs made in a conference game (15)
- Single-game record for points in a half (32)
- Single-game record for points in a quarter (20)
- Single-game record for field goal attempts in a half (18)
- Single-game record for field goals made in a 2nd quarter (7)
- First 20-pt/20-reb game in school history
- Tied single-game record for field goals made in a 3rd quarter (7)
- School record for blocks in a Big 12 Championship game (7)
- Tied school record for rebounds in a NCAA Tournament game (15)
- Freshman record for rebounds (331)
- Freshman record for rebounds per game (11.4)
- Freshman record for blocks (91)
- Freshman record for blocks per game (3.1)
- Freshman record for double-doubles (19)
- Single-season school record Big 12 Player of the Week honors (4)
- Big 12 & school record 12 Big 12 Freshman of the Week honors
- Tied school record for Big 12 Player of the Week honors (7)

LEE 30-POINT GAMES | CAREER

Opponent (Date)	Pts	Rebs
Kansas City (12/14/20)	31	14
Oklahoma (1/31/21)	37	18
at Oklahoma (3/7/21)	33	13
Central Arkansas (11/9/21)	43	9
Western Kentucky (11/14/21)	33	13
North Carolina A&T (11/15/21)	31	13
at South Dakota State (12/11/21)	38	14
Baylor (1/2/22)	32	10
Iowa State (1/11/22)	38	11
Oklahoma (1/23/22)	61# *	12
Texas Tech (2/5/22)	31	7
at Little Rock (11/11/23)	32	10
vs. North Florida (12/16/23)	36	4

- NCAA Record | ^ - school record | * - school record for a conference game

LEE JOINS RARE BIG 12 CLUB

- Ayoka Lee joined one of the rarest clubs in Big 12 history during against Texas on January 13.
- When she collected her 2,000th career point, Lee became the 11th player in Big 12 history and the second in program history with 2,000 or more points and 1,000 or more rebounds in their career.
- When including her 284 career blocked shots, Lee was the third player in Big 12 history with 2,000 or more points, 1,000 or more rebounds and 275 or more blocked shots.

2,000+ PTS/1,000+ REBS/275+ BLKS | BIG 12 HISTORY

Rk.	Player (School; Yrs)	Pts	Rebs	Blks
1.	Brittney Griner (Baylor; 2010-13)	3,283	1,305	748
2.	Courtney Paris (OU; 2006-09)	2,729	2,034	446
3.	Ayoka Lee (K-State; 2018-active)	2,017	1,034	284

LEE REACHING RARE STAT LINES

- Ayoka Lee has registered unique stat lines throughout her career and this season is no different.
- At Little Rock on Nov. 11, Lee notched 32 points on 13-of-16 shooting and 10 rebounds. She is the only player in the nation this season to record a 30-point, 10-rebound game with a field goal percentage of 80.0 percent or better.
- Against North Florida on Dec. 16, Lee registered a season-high 36 points on 15-of-17 shooting from the field and 6-of-6 from the foul line in just under 24 minutes of action. She also recorded four rebounds, a season-high three steals and a blocked shot.
- According to Stats Perform, Lee is the only NCAA Division I women's player since at least the 1999-00 season to score 36 or more points, while shooting 88.0 percent or better from the field in under 25 minutes of action.
- Against Oral Roberts on Dec. 16, Lee registered a season-high 36 points on 15-of-17 shooting from the field and 6-of-6 from the foul line in just under 24 minutes of action. She also recorded four rebounds, a season-high three steals and a blocked shot.
- According to Stats Perform, Lee is the only NCAA Division I women's player since at least the 1999-00 season to tally a 20-20 double-double with five blocks in less than 25 minutes. Also, no NCAA Division I men's basketball player since 1996-97 and no NBA player since 1983-84 has achieved this stat line in fewer than 25 minutes.

NOBODY SCORES IT LIKE AYOKA LEE

- Ayoka Lee has moved into the top-5 for career scoring at K-State and has a chance to achieve the school career scoring record.
- In her career, Lee has scored 2,017 points in 105 career games (19.2 ppg) and ranks fourth in school history for career points scored. Her career scoring average of 19.2 ranks first in school history, ninth in Big 12 history and sixth among active NCAA Division I players.
- To surpass Kendra Wecker (2001-05; 2,333), Lee needs to score 317 points.
- She was the 44th player in school history with 1,000 or more career points and was the fastest player in program history to reach 1,500 career points, needing 77 games to reach the milestone. She was the first player in school history to reach the 1,000-career point mark and the 1,500-career point mark in the same season.
- Lee has scored in every game of her career (105 games) and has reached double figures in 96 games which includes a career-best streak of 28 straight games in double figures dating back to the final five games of the 2020-21 season until Feb. 9, 2022.
- This season, Lee is averaging a team-high 19.8 points per game and ranks fourth in the Big 12. She has scored in double figures in 17 games this season.

- In the 2021-22 season, Lee averaged a career-best 22.0 points per game which ranked 10th in the nation and second in the Big 12. Lee was fifth in the nation in total points scored (727).
- Her 22.0 points per game in the 2021-22 season was the highest per game average in school history and was the third time a K-State player averaged 20 or more points in a season and first since Brittany Chambers in the 2012-13 season.
- With her 727 points scored, Lee established a new career single-season high, broke the school record for points in a junior season and ranked second in school history for points in a single-season. She was the first center in school history to score 700 or more points in a season.
- Lee was the fifth player in school history with three or more consecutive seasons with 400 or more points in a season.
- With her efforts of 61 points against Oklahoma on Jan. 23 and 43 points against Central Arkansas on Nov. 9, Lee was one of three players in the nation during the 2021-22 season with two games of 40 or more points scored in a game.
- Her total of 86 points in two games from Jan. 19 to Jan. 23, set the school record for most points in consecutive games. She also set the school record for points in a 10-game span from Dec. 11, 2021 to Jan. 26, 2022, with 277 points. During that 10-game span, Lee scored 20 or more points in six games including four games with 30 or more points.

K-STATE POINTS | CAREER

Rk.	Player (Seasons)	Points
1.	Kendra Wecker (2001-05)	2,333
2.	Nicole Ohlde (2000-04)	2,241
3.	Brittany Chambers (2009-13)	2,156
4.	Ayoka Lee (2018-present)	2,017
5.	Ashley Sweat (2006-10)	1,805

LEE CAPTURES 30-PT GAME RECORD

- Ayoka Lee achieved a pair of school records with her prolific ability to score 30 or more points.
- In her career, Lee owns the school record for career games with 30 or more points as she has 13 such games.
- This season, Lee is tied for the Big 12 lead of two games with 30 or more points including a season-high 36 on 15-of-17 shooting against North Florida on Dec. 16 in 24 minutes of action.
- Lee registered 32 points on 13-of-16 shooting at Little Rock on November 11. She is the only player this season to register a 30-point, 10-rebound game with a field goal percentage of 80.0 percent or better.
- In the 2021-22 season, Lee had eight games with 30 or more points which led the Big 12. Her eight games with 30 or more points in the 2021-22 season were the most in a single season in school history. Lee was one of three players in the nation (Caitlin Clark, Iowa & Jasmine Dickey, Delaware) with two or more games of 40 or more points scored in a game.
- Against Oklahoma on January 23, 2022, in Bramlage Coliseum, Lee broke the NCAA Division I women's basketball record for points in a single game with 61 points on 23-of-30 (.767) shooting and 15-of-17 (.882) from the free throw line. The 61 points surpassed the NCAA Division I record of 60 set by Cindy Brown (Long Beach State, 1986-87) and Rachel Banham (Minnesota, 2015-16). Lee's point total broke the Big 12 record for a single game by 11 points (50, Brittney Griner, 2012-13).
- To open the 2021-22 season on Nov. 9 against Central Arkansas, Lee scored 43 points on 17-of-25 shooting from the field and 9-of-12 from the free throw line to go with nine rebounds, four blocks, three assists and three steals. According to HerHoopStats.com, no player since at least 2009-10 had recorded a single-game stat line like Lee achieved in the season-opener.
- At South Dakota State on Dec. 11, Lee tallied 38 points on 16-of-30 from the field and 6-of-8 from the foul line. She set the school record for points scored in a first quarter with 16.
- Against Baylor in the Big 12 opener on January 2, Lee tallied 32 points on 11-of-16 shooting and 10-of-13 from the free throw line. In the third quarter against the Bears, Lee set the school record for points in any quarter with 19 and outscored Baylor by herself in the frame, 19-17.

LEE EFFICIENT FROM THE FIELD

- Ayoka Lee continues to put the ball in the hoop at a high rate and is among the top-five on the K-State career field goal percentage list.
- In her career, Lee has a field goal percentage of .595 (814-of-1368) and second in program history for career field goal percentage. Among active NCAA career leaders for field goal percentage, Lee ranks 12th. Her career field goal percentage ranks fifth in Big 12 history.
- Lee is the third player in program history with 800 or more field goals made in a career, joining Kendra Wecker (935; 2001-05) and Nicole Ohlde (882; 2000-04). Lee ranks third in school history for career field goals made.
- Lee owns 75 career games with a field goal percentage of .500 or better. She has made 10 or more field goals in a game 27 times in her career - a school record.
- This season, Lee is shooting a career-high .677 (149-of-220) from the field and leads the Big 12 and ranks second in the nation for field goal percentage. She has made five or more field goals in 17 games this season including a high of 15 against North Florida on Dec. 16.
- In the 2021-22 season, Lee shot .563 (296-of-526) from the field. Lee ranked 20th in the nation and led the Big 12 in field goal percentage. She was second in the nation in total field goals made (296) and ranked 17th for field goals attempted (526).
- Lee set a new school record for field goals made in a single season. She ranked fifth in school history for field goals attempted in a season. Her 526 field goals attempted were the most by a Wildcat since Brittany Chambers in the 2012-13 season.
- Against Oklahoma on Jan. 23, Lee set the Big 12 and K-State records for field goals made with 23. Of the 23 made field goals, 22 came inside the paint and needed only three total dribbles.
- According to HerHoopStats.com, Lee was the first player since at least the 2009-10 season to record a field goal percentage of 75.0 percent or better on 26 or more field goal attempts.
- Against Iowa State on Jan. 11, Lee made 18 field goals which was fourth in school history and tied for the fifth-most made field goals in Big 12 history in a single game.
- Lee has attempted a career-high 30 field goals twice. This was the fourth-most field goals attempted in a game in school history.

LEE AT THE CHARITY STRIPE

- Ayoka Lee has been a solid free throw shooter during her career.
- The senior from Byron, Minnesota, owns a career free throw percentage of 75.8 percent (388-of-512). Lee ranks third in program history for career free throws made. She ranks fourth on the K-State career free throws attempted list.
- She has 32 career games with five or more connections from the foul line including a career-high 15-of-17 effort against Oklahoma on Jan. 23, 2022. Her 15 free throws made against the Sooners tied for the third-most in program history and the most since Nicole Ohlde made 15 against Valparaiso on March 21, 2004. She also tied the second-most free throws made in a conference game.

LEE CAREER POINTS TRACKER

2,017

CAREER SCHOOL RECORD

2,333

2023-24 K-STATE WOMEN'S BASKETBALL NOTES

LEE AGAINST TOP-25 OPPONENTS

- **Ayoka Lee** continues to pile up big numbers against some of the best competition in the nation.
- This season, Lee is averaging 18.8 points on a .625 field goal percentage, 10.3 rebounds and 2.0 blocks.
- At then second-ranked Iowa on Nov. 16, Lee tallied 22 points on 9-of-14 shooting and 12 rebounds.
- In 12 games against ranked opponents during the 2021-22 season, Lee averaged 21.3 points with a 55.6 percent effort from the field (105-of-189) and 77.6 percent from the foul line (45-of-58), 8.8 rebounds, 2.8 blocks and 1.1 steals. She registered a double-double in six of the 12 games.
- In three straight games against ranked opponents, Lee scored 30 or more points and pulled in 10 or more rebounds. She tallied an NCAA record 61 points against 14th-ranked Oklahoma on Jan. 23.

LEE vs. AP RANKED OPPONENTS | 2023-24 SEASON

Opponent (Date)	Pts	Rebs
at (2) Iowa (11/16/23)	22	12
vs. (18) North Carolina (11/25/23)	14	12
vs. Iowa (11/26/23)	18	7
Texas (1/13/24)	21	10

LEE NEARS CAREER BOARDS RECORD

- **Ayoka Lee** has continued to own the glass in her K-State career and is moving closer to the top spot in program history.
- Lee ranks second in school history for career rebounds with 1,034 and was the second player in school history with 1,000 or more career rebounds.
- With 54 rebounds, Lee will surpass Kendra Wecker (2001-05; 1,087) for the school record for rebounds in a career.
- She owns the school record for career rebounding average and ranks fourth in Big 12 history at 9.8 rebounds per game.
- Among active NCAA Division I players, Lee ranks eighth in the nation for career rebounding average and seventh for total rebounds.
- She owns the school record for career games with 15 or more rebounds (8).
- This season, Lee leads the Wildcats with 8.2 rebounds per game. She ranks seventh in the Big 12 for rebounds per game.
- In her last active season of 2021-22, Lee ranked second in the Big 12 and 31st in the nation with 10.3 rebounds per game. She ranked 17th in the nation in total rebounds (339). In Big 12-only games, Lee was second in the league in rebounding with 9.78 per game.
- With her 339 rebounds during the 2021-22 season, Lee set a new career single-season high and broke the school record for rebounds in a single-season.
- Lee was the eighth player in school history with three or more consecutive seasons with 200 or more rebounds and was the second player in program history (Peyton Williams) with two or more seasons with 300 or more rebounds.

K-STATE 15+ REBOUND GAMES | CAREER

Rk.	Player (Seasons)	15+ Reb. Games
1.	Ayoka Lee (2018-present)	8
2.	Carlisa Thomas (1984-87)	7
	Peyton Williams (2016-20)	7
4.	Nicole Ohlde (2000-04)	5

LEE OWNS DOUBLE-DOUBLE RECORD

- **Ayoka Lee** continues to be a double-double machine in her K-State career.
- Lee's 55 career double-doubles is fifth in Big 12 history for career double-doubles. She ranks sixth in the nation among active NCAA Division I women's basketball players.
- The product of Byron, Minnesota, registered her 53rd career double-double to break the school record in grand fashion with 24 points and 21 rebounds against Oral Roberts on Dec. 18. This was her second career double-double with 20 or more points and 20 or more rebounds and she is the only player in program history with a double-double of 20 points and 20 rebounds.
- This season, Lee has tallied six double-doubles to rank fifth in the Big 12 in the category.
- Earlier this season, Lee registered a double-double of 32 points

and 10 rebounds at Little Rock. Lee was the first player in NCAA Division I since at least the 1999-00 season to register a game with 32 or more points, 10 or more rebounds while shooting 81 percent or better in just 22 minutes. Lee has 10 career double-doubles with 30 or more points and 10 or more rebounds, which stands as the most such games in program history.

- She was the fastest player in program history to 50 career double-doubles.
- Lee is averaging 0.52 double-doubles per game in her career, which is the highest rate in school history.
- Lee completed the 2021-22 season with a school record 20 double-doubles. Earlier in the season, Lee tied her own school record for consecutive double-doubles with six straight. She was 11th in the nation and was second in the Big 12 during the 2021-22 season for double-doubles.
- Lee's 20 double-doubles set a school record for double-doubles in a junior season, surpassing the previous record of 15 by Nicole Ohlde in the 2002-03 season. She was one of six players in Big 12 history with 20 or more double-doubles in a season.
- Lee is the second player in program history with three or more seasons with 10 or more double-doubles (Kendra Wecker, 2001-05; 4) and is the only player in program history with two or more seasons with 15 or more double-doubles.
- Of the 20 total double-doubles during the 2022-23 season, six efforts reached 30 or more points and 10 or more rebounds.
- At South Dakota State on Dec. 11, Lee tallied 38 points, 14 rebounds and six blocks. This was her 12th career game with a double-double and five or more blocks, improving on her own school record.
- According to HerHoopStats.com, Lee was the third player since 2009-10 to register a final stat line of at least 38 points, 14 rebounds and six blocks (Elena Delle Donne, 2012; Brittney Griner, 2013).
- In her redshirt freshman season of 2019-20, the center from Byron, Minnesota, achieved a rare single-game milestone, as she became the first player in program history with 20 or more points and 20 or more rebounds in the same game, achieving the feat against Oklahoma on January 25, 2020 (23 points, 20 rebounds).

BIG 12 DOUBLE-DOUBLES | CAREER

Rk.	Player (Seasons)	Double-Doubles
1.	Courtney Paris (Oklahoma; 2006-09)	128
2.	Ashley Joens (Iowa State; 2019-23)	65
3.	Brittney Griner (Baylor; 2010-13)	63
4.	Sophia Young (Baylor; 2003-06)	61
5.	Ayoka Lee (2018-present)	55
6.	Angie Welle (Iowa State; 1999-02)	54

LEE THE QUEEN OF THE BLOCK

- **Ayoka Lee** remains one of the top shot blockers in the nation and has the numbers to back it up.
- In her career, Lee has 284 career blocked shots which is the school record for career blocks. Lee's 284 blocked shots ranks ninth in Big 12 history.
- She was the second player in school history to reach the 275-block mark. She owns the school record for career blocks per game at 2.70.
- Among active NCAA Division I players, Lee ranks fourth for career blocks and is sixth for career blocks per game average.
- She has 76 career games with two or more blocks and 19 career games with five or more blocks. She owns the school record for career games with five or more blocks. Lee holds the school record for career games with seven or more blocks (5).
- This season, Lee is averaging 2.72 blocks per game (49 blocks). She leads the Wildcats and is third in the Big 12 and 12th in the nation for blocks per game. Lee is seventh in the nation for total blocks. In league action, Lee leads the Big 12 with 4.20 blocks per game and 21 total blocks.
- In the 2021-22 season, Lee was a semifinalist for the 2022 Naismith Women's National Defensive Player of the Year and was named to her first Big 12 All-Defensive Team and was selected as the Big 12 Defensive Player of the Year by the *Waco Tribune*. She had a career-high 95 blocks (2.88 bpg) and was fourth in the nation in total blocks and sixth for blocks per game.

She also has a career-high 39 steals (1.2 spg).

- Her total of 95 blocks ranked second in school history for blocks in a season and set the school record for blocks by a junior. This was the second time in her career Lee reached 90 or more blocks in a season (91; 2019-20). She is the first player in school history with at least two seasons with 90 or more blocks.
- Lee's combined total of blocks and steals, 134, during the 2021-22 season established a new career-high and was the third-highest single season total in program history.
- Lee set a new career-high and tied for second in program history for a single-game with eight blocks against North Dakota State on Nov. 29. Her eight blocks tied for the eighth-highest total for a single-game in the 2021-22 season in the nation and were the most by a Big 12 player.

CAREER BLOCKS | BIG 12

Rk.	Player, School (Seasons)	Blks
1.	Brittney Griner, Baylor (2010-13)	748
2.	Courtney Paris, Oklahoma (2006-09)	446
3.	Ashley Gayle, Texas (2009-12)	372
4.	Lanay Montgomery, West Virginia (2014-17)	330
5.	Imani McGee-Stafford, Texas (2013-16)	303
6.	Lauren Cox, Baylor (2017-20)	301
7.	Cisti Greenwalt, Texas Tech (2002-05)	300
8.	Brittany Brewer, Texas Tech (2017-20)	289
9.	Ayoka Lee, Kansas State (2018-present)	284
10.	Breanna Lewis, Kansas State (2014-17)	282

727 | 339 | 95

- **Ayoka Lee** is the only player in program history with 725 or more points (727), 325 or more rebounds (339) and 90 or more blocks (95) in a season. She was the only player in the nation with 725 or more points, 325 or more rebounds and 90 or more blocks in the 2021-22 season.
- Lee is only player in program history to reach 700 or more points and 300 or more rebounds in a season.
- Lee and Nicole Ohlde (2000-04) are the only two players in program history with three straight seasons of 450 or more points, 200 or more rebounds and 45 or more blocks.

REDSHIRT SENIOR (2023-24)

Returned to competitive action for the first time in 595 days and registered 14 points, seven rebounds, three blocks, two steals and two assists in 22 minutes against Presbyterian (11/6)... Recorded her 50th career double-double with 32 points on 13-of-16 shooting, 10 rebounds and two blocks in 22 minutes of action at Little Rock (11/11)... Carded 22 points on 9-of-14 shooting, 12 rebounds and two blocks at Iowa (11/16)... Notched 20 points on 9-of-16 shooting, five rebounds and three blocks against Wisconsin (11/19)... Earned Gulf Coast Showcase All-Tournament Team honors by averaging 16.0 points on a .633 field goal percentage and 7.3 rebounds... Tallied 16 points on 6-of-8 shooting, three rebounds, two blocks and a steal against Western Kentucky (11/24)... Carded 14 points and 12 rebounds against North Carolina (11/25)... Registered 18 points and seven rebounds against Iowa (11/26)... Notched 15 points, six rebounds, three assists and two blocks in 18 minutes against McNeese State (12/6)... Tallied 36 points on 15-of-17 shooting and 6-of-6 from the foul line in 24 minutes of action against North Florida (12/16)... First player since at least 2009-10 to record 36 or more points with an 88.0 percent or better field goal percentage, 100.0 percent from the foul line and do it in 25 minutes or less... Broke the school record for career double-doubles with her second career 20-20 double-double, recording 24 points on 11-of-17 shooting, a career-high 21 rebounds and five blocks against Oral Roberts (12/18)... Tallied 20 points, including first career 3-pointer, five rebounds, three blocks and a steal against Southern (12/20)... Notched 27 points on 11-of-15 shooting, 11 rebounds, two blocks, two steals and an assist against Houston (1/3)... Scored 19 points on 8-of-12 shooting, six rebounds, five blocks, two steals and an assist against Oklahoma (1/10)... Surpassed the 2,000-point mark in her career with 21 points on 8-of-12 shooting, 10 rebounds, four blocks, a steal and an assist against 10th-ranked Texas (1/13).

SENIOR (2022-23)

Underwent season-ending surgery in September and expected to return for the 2023-24 season.

JUNIOR (2021-22)

2021-22 All-America First Team by Sports Illustrated... 2021-22 All-America First Team by The Athletic... 2021-22 All-America Second Team by the Associated Press... 2021-22 All-America Second Team by USBWA... 2021-22 Lisa Leslie Award Finalist... 2021-22 WBCA All-America Honorable Mention... 2021-22 WBCA All-Region 3 selection... 2021-22 All-Big 12 First Team (unanimous selection)... 2021-22 Big 12 All-Defensive Team... 2021-22 CoSIDA Academic All-America First Team... 2021-22 CoSIDA Academic All-District 7 First Team... 2021-22 Big 12 WBB Scholar-Athlete of the Year... 2021-22 Academic All-Big 12 First Team... 2021-22 Waco Tribune All-Big 12 First Team... 2021-22 Waco Tribune Big 12 Defensive Player of the Year... 2022 Big 12 Player of the Year by The Next... 2022 Wade Trophy Watch List... 2022 Naismith Trophy Midseason Team... 2022 Wooden Award Top-15 National Ballot... 2022 Naismith Women's Defensive National Player of the Year Semifinalist... 2022 Jersey Mike's Naismith Trophy Watch List... 2021-22 Midseason ESPN.com Top-25 Player (#9)... 2021-22 Preseason ESPN.com Top-25 Player (#25)... Two-time USBWA Ann Meyers Drysdale National Player of the Week... Three-time ESPN.com National Player of the Week (11/15/21; 1/3/22; 1/24/22)... Four-time Big 12 Player of the Week (11/15/21; 12/20/21; 1/3/22; 1/24/22)... Four-time HerHoopsStats Power 6 Player of the Week... 2021 Preseason WNIT MVP and All-Tournament Team... 2021-22 Preseason All-Big 12 (unanimous selection)... Played in and started a career-high 33 games... Tallied a career-high 1026 minutes of action (31.1 mpg)... First player in program history with 725 or more points and 325 or more rebounds in a season... First player in program history with 725 or more points, 325 or more rebounds and 90 or more blocks in a season... Joins Nicole Ohlde (2000-04) as the only two players with three or more seasons with 450 or more points, 200 or more rebounds and 45 or more blocks... Set the school record for double-doubles in a season with 20... Sixth player in Big 12 history with 20 or more

double-doubles in a season... One of 12 players in NCAA Division I in 2021-22 to record 20 or more double-doubles... Second player in program history to average 20.0 points and 10.0 rebounds for a season (Kendra Wecker, 2004-05)... Recorded a career-high 727 points and a career-best 22.0 points per game... Set the school record for single-season points per game average... Set the school record for points in a junior season... Point total marked just the second time a Wildcat scored 700 or more points in a season... Ranked second in the Big 12 in points per game and total points... Scored in double figures in 32 games and tallied 16 games with 20 or more points... Set the school record for games with 40 or more points in a season (2) and games with 30 or more points in a season (8)... Broke the NCAA record for points in a game with 61 points on 23-of-30 shooting and 15-of-17 from the free throw line while also adding 12 rebounds and three blocks against Oklahoma (1/23/22)... Set the Big 12 and school records for field goals made with 23... Set the single-season school record for field goals made in a season (296)... Led the Big 12 in field goal percentage (.563; 296-of-526)... Her 526 field goal attempts rank fifth in school history for a season... Set a new career-high with free throws made and attempted (135-of-175; .771)... Her 135 free throws made are tied for the fourth-most in school history for a season... Set a single-season record and new career-high for rebounds in a season with 339 (10.3 rpg)... Pulled in 10 or more rebounds in 20 games... Set a new career-high and the second-highest single-season block total in school history with 95 (2.9 bpg)... Ranked second in the Big 12 in blocks per game... Matched or surpassed the season blocked shots total of 186 NCAA Division I teams in 2021-22... Blocked three or more shots in 16 games including a career- and season-high of eight against North Dakota State (11/29/21)... Pocketed a career-high 39 steals (1.2 spg)... Registered 10 games with two or more steals... Set the school record for double-doubles in a season with her 20th against Washington State (3/19) in her NCAA Tournament debut... Recorded 20 points and 15 rebounds... Tied the school record for rebounds in an NCAA Tournament game.

SOPHOMORE (2020-21)

2021 Women's Basketball Coaches Association (WBCA) All-America Honorable Mention... 2021 WBCA All-Region 3... 2021 All-Big 12 First Team... Played in and started 25 games... Averaged 28.1 minutes per game... According to herhoopsstats.com, ranked third in the nation and led the Big 12 in PER (39.9)... Set a career-high with 478 points scored (19.1 ppg)... Highest scoring average by a Wildcat since Britany Chambers averaged a school-record 21.0 points in the 2012-13 season... Ranked 41st in the nation and seventh in the Big 12 in scoring average... Scored 20 or more points in 12 games... Ranked tied for third in the Big 12 for games with 30 or more points scored with three... Shot .621 (185-of-298) from the field... Ranked third in the nation and led the Big 12 in field goal percentage... Second-highest single-season field goal percentage in program history and the highest since the 1983-84 season... Eighth-highest single-season field goal percentage in Big 12 history... Ranked 32nd in the nation in field goals made... Career-high .812 (108-of-133) from the free throw line... Ranked fifth in the Big 12 in free throw percentage... Only player in NCAA Division I in 2020-21 to shoot 60.0 percent or better from the field and 80.0 percent or better from the free throw line... First player in program history to finish a season with a field goal percentage of 60.0 percent or better and 80.0 percent or better... Since the 1999-00 season, Lee joins Baylor's Brittney Griner (2011-12) as the only two players in the Big 12 to shoot 60.0 percent or better from the field and 80.0 percent or better from the free throw line... Ranked 38th in the nation for free throws made... Most free throws made by a Wildcat since Peyton Williams made 115 in the 2018-19 season... Pulled in 217 rebounds (8.7 rpg)... Ranked sixth in the Big 12 in rebounding... Ranked third in the Big 12 in offensive rebounds and ninth in defensive rebounds... Recorded 10 games with 10 or more rebounds and ended the season with four straight games with 10 or more rebounds... Tallied 10 double-doubles and ranked sixth in the Big 12 in the category... Blocked 49 shots (1.96 bpg)... Ranked 29th in the nation for total blocks... Ranked second in the Big 12 in blocks per

game... Blocked two or more shots in 12 games... Pocketed 17 steals (0.7 spg).

REDSHIRT FRESHMAN (2019-20)

Named as number two freshman in the nation for 2019-20 by ESPN.com... Selected to the 2020 Her Hoop Stats Fab 15 Freshman Team... Two-time USBWA National Freshman of the Week... Two-time USBWA National Freshman of the Week... Big 12 Freshman of the Year... All-Big 12 First Team... Unanimous Big 12 All-Freshman Team selection... Waco Tribune Freshman of the Year... Waco Tribune Big 12 All-Freshman Team... Played in and started all 29 games... Logged 924 minutes of action (31.9 mpg)... Led the Wildcats with 456 points (15.7 ppg), a .568 field goal percentage (184-of-324) and a .704 free throw percentage (88-of-125)... Ranked eighth in the Big 12 in scoring and second in the league in field goal percentage... Ranked 20th in the nation and fifth among freshmen in the nation for field goal percentage... Ranked as the second-highest field goal percentage in a freshman season in program history... Registered 27 games with 10 or more points... Led the Wildcats with 331 rebounds (11.4 rpg)... Fourth player in school history to average a double-double for an entire season... Her rebounds per game set a new school record for all classes and a freshman season... Ranked second in school history for rebounds in a season... Ranked second in the Big 12 and first among the league's freshmen in rebounding... Ranked tied for 10th in the nation in rebounding and second among all freshmen... Among centers in the nation, ranked second in rebounding... Led the Big 12, ranked ninth in the nation and led all freshmen in the nation with 4.3 offensive rebounds per game... Pulled in 10 or more rebounds in 21 games and had five or more rebounds in all 29 games... Blocked 91 shots (3.1 bpg)... Set the school single-season and freshmen records for blocks per game... Set the freshman record for total blocks in a season... Ranked second in school history for blocks in a season... Had eight games with five or more blocks... Pocketed 23 games with two or more blocks... First player in school history with the combination of 400 or more points, 300 or more rebounds and 90 or more blocks in a season... Set the school record and freshmen record for double-doubles in a season with 19... Set the school career record for double-double and five or more blocks in the same game with seven... In league-only games, she averaged 15.8 points, 11.7 rebounds and 3.1 blocks... Became the first player in program history with a 20-20 game, as she registered 23 points on 10-of-13 shooting, 20 rebounds, five blocks and two steals against Oklahoma (1/25).

LEE'S CAREER STATISTICS

YEAR	G-GS	MIN-AVG.	FGM-FGA	PCT	3PT-A	PCT	FTM-FTA	PCT	O-D-T	AVG	PF-D	A	TO	BLK	ST	PTS-AVG
2018-19																
2019-20	29-29	924-31.9	184-324	.568	0-0	.000	88-125	.704	126-205-331	11.4	88-1	13	47	91	24	456-15.7
2020-21	25-25	699-28.0	185-298	.621	0-0	.000	108-133	.812	84-133-217	8.7	76-3	18	34	49	17	478-19.1
2021-22	33-33	1028-31.2	296-526	.563	0-0	.000	135-175	.771	99-240-339	10.3	101-0	23	49	95	39	727-22.0
2022-23																
2023-24	18-18	460-25.6	149-220	.677	1-1	1.000	57-79	.722	53-94-147	8.2	38-0	12	18	49	19	356-19.8
TOTAL	105-105	3111-29.6	814-1368	.595	1-1	1.000	388-512	.758	362-672-1034	9.8	303-4	66	148	284	99	2017-19.2

OVERALL STATISTICS

RECORD: 19-1 ·· BIG 12: 8-0* ·· NON-CONFERENCE: 12-1 ·· HOME: 11-0 ·· AWAY: 5-0 ·· NEUTRAL: 3-1

#	Player	GP	GS	Min	Avg	FG	FGA	Pct	/----3PT----			/-----REB-----\											Pts	Avg		
									FG	FGA	Pct	FT	FTA	Pct	O	D	T	Avg	PF	FO	A	TO			Blk	Stl
50	Ayoka Lee	18	18	460	25.6	149	220	.677	1	1	1.000	57	79	.722	53	94	147	8.2	38	0	12	18	49	19	356	19.8
4	Serena Sundell	20	20	583	29.2	86	157	.548	20	53	.377	29	44	.659	13	70	83	4.2	28	0	96	52	17	26	221	11.1
12	Gabby Gregory	20	20	512	25.6	61	170	.359	31	107	.290	29	44	.659	21	48	69	3.5	21	0	72	38	9	12	182	9.1
1	Zyanna Walker	20	0	403	20.2	64	133	.481	14	38	.368	19	23	.826	16	59	75	3.8	32	0	31	34	4	16	161	8.1
3	Jaelyn Glenn	20	20	608	30.4	56	133	.421	24	78	.308	7	12	.583	9	76	85	4.3	41	0	42	36	9	37	143	7.2
5	Brylee Glenn	20	20	351	17.6	45	98	.459	15	47	.319	13	15	.867	1	39	40	2.0	16	0	19	13	1	23	118	5.9
30	Gisela Sanchez	20	2	341	17.1	45	117	.385	5	31	.161	16	21	.762	21	67	88	4.4	26	0	32	26	10	9	111	5.6
11	Taryn Sides	20	0	328	16.4	26	83	.313	18	56	.321	12	15	.800	6	47	53	2.7	32	1	77	22	2	7	82	4.1
21	Eliza Maupin	15	0	126	8.4	19	25	.760	1	1	1.000	11	21	.524	17	17	34	2.3	18	0	4	6	3	9	50	3.3
2	Ja'Mia Harris	11	0	92	8.4	7	28	.250	3	14	.214	3	4	.750	0	6	6	0.5	14	0	4	11	0	5	20	1.8
15	Heavenly Greer	14	0	86	6.1	8	20	.400	0	0	.000	5	7	.714	13	10	23	1.6	19	0	0	6	7	3	21	1.5
14	Rebekah Dallinger	6	0	32	5.3	4	7	.571	1	2	.500	0	0	.000	1	4	5	0.8	2	0	2	3	0	1	9	1.5
32	Imani Lester	16	0	78	4.9	7	24	.292	0	0	.000	9	13	.692	11	14	25	1.6	15	0	2	4	11	4	23	1.4
TM	TEAM																									
	Total	20				577	1215	.475	133	428	.311	210	298	.705	214	605	819	41.0	302	1	393	275	122	171	1497	74.8
	Opponents	20				377	1157	.326	75	348	.216	213	304	.701	204	455	659	33.0	314	-	178	332	46	148	1042	52.1

SCORE BY PERIODS:	1st	2nd	3rd	4th	OT	2OT	Total	DEADBALL REBOUNDS:	TOTAL
Kansas State	339	389	407	362			1497	Kansas State	56
Opponents	259	230	267	286			1042	Opponents	63

STATISTICS IN K-STATE NON-CONFERENCE GAMES

RECORD: 12-1 ·· HOME: 7-0 ·· AWAY: 2-0 ·· NEUTRAL: 3-1

#	Player	GP	GS	Min	Avg	FG	FGA	Pct	/----3PT----			/-----REB-----\											Pts	Avg		
									FG	FGA	Pct	FT	FTA	Pct	O	D	T	Avg	PF	FO	A	TO			Blk	Stl
50	Ayoka Lee	13	13	319	24.5	113	165	.685	1	1	1.000	44	60	.733	37	69	106	8.2	25	0	9	11	28	12	271	20.8
4	Serena Sundell	13	13	338	26.0	48	91	.527	11	32	.344	16	24	.667	9	46	55	4.2	19	0	63	23	8	14	123	9.5
12	Gabby Gregory	13	13	316	24.3	42	115	.365	20	77	.260	11	21	.524	17	35	52	4.0	10	0	48	25	4	10	115	8.8
1	Zyanna Walker	13	0	245	18.8	40	80	.500	9	21	.429	10	13	.769	11	38	49	3.8	16	0	19	22	3	8	99	7.6
30	Gisela Sanchez	13	0	239	18.4	38	85	.447	5	22	.227	12	17	.706	17	47	64	4.9	14	0	19	17	9	8	93	7.2
5	Brylee Glenn	13	13	222	17.1	36	68	.529	13	32	.406	5	6	.833	1	21	22	1.7	12	0	15	7	1	15	90	6.9
3	Jaelyn Glenn	13	13	353	27.2	30	79	.380	15	51	.294	5	9	.556	8	42	50	3.8	28	0	33	24	5	26	80	6.2
11	Taryn Sides	13	0	238	18.3	20	63	.317	14	40	.350	10	11	.909	5	36	41	3.2	27	1	61	14	2	6	64	4.9
21	Eliza Maupin	11	0	72	6.5	10	16	.625	0	0	.000	6	13	.462	10	10	20	1.8	11	0	4	4	2	6	26	2.4
2	Ja'Mia Harris	10	0	88	8.8	7	26	.269	3	13	.231	3	4	.750	0	6	6	0.6	13	0	4	11	0	5	20	2.0
15	Heavenly Greer	12	0	84	7.0	8	20	.400	0	0	.000	5	7	.714	13	10	23	1.9	16	0	0	5	7	3	21	1.8
14	Rebekah Dallinger	6	0	32	5.3	4	7	.571	1	2	.500	0	0	.000	1	4	5	0.8	2	0	2	3	0	1	9	1.5
32	Imani Lester	10	0	54	5.4	5	15	.333	0	0	.000	4	6	.667	7	11	18	1.8	11	0	1	4	8	1	14	1.4
TM	TEAM																									
	Total	13				401	830	.483	92	291	.316	131	191	.686	163	410	573	44.1	204	1	278	173	77	115	1025	78.8
	Opponents	13				246	758	.325	52	227	.229	135	190	.711	124	287	411	31.6	197	-	117	214	30	88	679	52.2

SCORE BY PERIODS:	1st	2nd	3rd	4th	OT	2OT	Total	DEADBALL REBOUNDS:	TOTAL
Kansas State	230	269	292	234			1025	Kansas State	33
Opponents	161	146	187	185			679	Opponents	39

STATISTICS IN K-STATE BIG 12 CONFERENCE GAMES

RECORD: 8-0* ·· HOME: 4-0 ·· AWAY: 3-0 (ONE WIN BY FORFEIT FROM TCU)

#	Player	GP	GS	Min	Avg	FG	FGA	Pct	/----3PT----			/-----REB-----\											Pts	Avg		
									FG	FGA	Pct	FT	FTA	Pct	O	D	T	Avg	PF	FO	A	TO			Blk	Stl
50	Ayoka Lee	5	5	141	28.2	36	55	.655	0	0	.000	13	19	.684	16	25	41	8.2	13	0	3	7	21	7	85	17.0
4	Serena Sundell	7	7	245	35.0	38	66	.576	9	21	.429	13	20	.650	4	24	28	4.0	9	0	33	29	9	12	98	14.0
12	Gabby Gregory	7	7	196	28.0	19	55	.345	11	30	.367	18	23	.783	4	13	17	2.4	11	0	24	13	5	2	67	9.6
3	Jaelyn Glenn	7	7	255	36.4	26	54	.481	9	27	.333	2	3	.667	1	34	35	5.0	13	0	9	12	4	11	63	9.0
1	Zyanna Walker	7	0	158	22.6	24	53	.453	5	17	.294	9	10	.900	5	21	26	3.7	16	0	12	12	1	8	62	8.9
21	Eliza Maupin	4	0	54	13.5	9	9	1.000	1	1	1.000	5	8	.625	7	7	14	3.5	7	0	0	2	1	3	24	6.0
5	Brylee Glenn	7	7	129	18.4	9	30	.300	2	15	.133	8	9	.889	0	18	18	2.6	4	0	4	6	0	8	28	4.0
30	Gisela Sanchez	7	2	102	14.6	7	32	.219	0	9	.000	4	4	1.000	4	20	24	3.4	12	0	13	9	1	1	18	2.6
11	Taryn Sides	7	0	90	12.9	6	20	.300	4	16	.250	2	4	.500	1	11	12	1.7	5	0	16	8	0	1	18	2.6
32	Imani Lester	6	0	24	4.0	2	9	.222	0	0	.000	5	7	.714	4	3	7	1.2	4	0	1	0	3	3	9	1.5
2	Ja'Mia Harris	1	0	4	4.0	0	2	.000	0	1	.000	0	0	.000	0	0	0	0.0	1	0	0	0	0	0	0	0.0
15	Heavenly Greer	2	0	2	1.0	0	0	.000	0	0	.000	0	0	.000	0	0	0	0.0	3	0	0	1	0	0	0	0.0
TM	TEAM																									
	Total	7				176	385	.457	41	137	.299	79	107	.738	51	195	246	35.1	98	0	115	102	45	56	472	67.4

STATISTICS IN K-STATE HOME GAMES

RECORD: 11-0 -- BIG 12: 4-0 -- NON-CONFERENCE: 7-0

#	Player	GP	GS	Min	Avg	FG	FGA	Pct	/----3PT----			FT	FTA	Pct	/-----REB-----\				PF	FO	A	TO	Blk	Stl	Pts	Avg
									FG	FGA	Pct				O	D	T	Avg								
50	Ayoka Lee	10	10	250	25.0	87	129	.674	1	1	1.000	33	46	.717	33	47	80	8.0	21	0	10	6	30	14	208	20.8
4	Serena Sundell	11	11	291	26.5	40	73	.548	10	25	.400	12	19	.632	6	40	46	4.2	9	0	55	23	11	16	102	9.3
1	Zyanna Walker	11	0	222	20.2	39	71	.549	10	18	.556	13	16	.813	9	31	40	3.6	13	0	22	21	2	12	101	9.2
12	Gabby Gregory	11	11	259	23.5	32	90	.356	18	59	.305	17	20	.850	8	20	28	2.5	9	0	42	22	6	8	99	9.0
3	Jaelyn Glenn	11	11	319	29.0	36	78	.462	15	42	.357	6	8	.750	9	44	53	4.8	19	0	25	22	6	23	93	8.5
5	Brylee Glenn	11	11	210	19.1	27	59	.458	10	30	.333	12	13	.923	1	23	24	2.2	6	0	13	3	1	17	76	6.9
30	Gisela Sanchez	11	1	188	17.1	24	66	.364	3	15	.200	4	6	.667	14	34	48	4.4	9	0	22	17	9	4	55	5.0
11	Taryn Sides	11	0	188	17.1	15	53	.283	9	32	.281	5	7	.714	3	27	30	2.7	18	1	46	12	2	3	44	4.0
21	Eliza Maupin	9	0	71	7.9	12	18	.667	0	0	.000	7	15	.467	13	9	22	2.4	10	0	3	2	0	7	31	3.4
2	Ja'Mia Harris	7	0	73	10.4	6	21	.286	3	10	.300	3	4	.750	0	4	4	0.6	9	0	4	9	0	5	18	2.6
14	Rebekah Dallinger	4	0	24	6.0	4	7	.571	1	2	.500	0	0	.000	1	3	4	1.0	1	0	2	3	0	1	9	2.3
15	Heavenly Greer	7	0	54	7.7	6	13	.462	0	0	.000	3	3	1.000	10	5	15	2.1	9	0	0	4	7	3	15	2.1
32	Imani Lester	9	0	51	5.7	4	16	.250	0	0	.000	6	8	.750	8	9	17	1.9	10	0	1	3	8	4	14	1.6
TM	TEAM														17	34	51	4.6	0			3			0	
Total		11				332	694	.478	80	234	.342	121	165	.733	132	330	462	42.0	143	1	245	150	82	117	865	78.6
Opponents		11				200	632	.316	39	173	.225	104	144	.722	114	241	355	32.3	173	-	103	205	31	79	543	49.4

SCORE BY PERIODS:

	1st	2nd	3rd	4th	OT	2OT	Total
Kansas State	200	211	241	213			865
Opponents	127	129	134	153			543

DEADBALL REBOUNDS:

	TOTAL
Kansas State	30
Opponents	31

STATISTICS IN K-STATE ROAD GAMES

RECORD: 5-0 -- BIG 12: 3-0 -- NON-CONFERENCE: 2-0

#	Player	GP	GS	Min	Avg	FG	FGA	Pct	/----3PT----			FT	FTA	Pct	/-----REB-----\				PF	FO	A	TO	Blk	Stl	Pts	Avg
									FG	FGA	Pct				O	D	T	Avg								
50	Ayoka Lee	4	4	98	24.5	31	46	.674	0	0	.000	10	13	.769	12	24	36	9.0	8	0	1	4	14	3	72	18.0
4	Serena Sundell	5	5	173	34.6	22	42	.524	4	14	.286	5	9	.556	4	14	18	3.6	9	0	18	19	3	7	53	10.6
12	Gabby Gregory	5	5	144	28.8	17	46	.370	8	25	.320	10	18	.556	6	12	18	3.6	6	0	14	7	1	2	52	10.4
3	Jaelyn Glenn	5	5	147	29.4	15	31	.484	6	16	.375	0	2	.000	0	17	17	3.4	11	0	7	6	2	10	36	7.2
1	Zyanna Walker	5	0	103	20.6	14	34	.412	2	12	.167	5	5	1.000	2	16	18	3.6	13	0	9	5	2	3	35	7.0
21	Eliza Maupin	3	0	44	14.7	7	7	1.000	1	1	1.000	3	4	.750	4	7	11	3.7	5	0	1	2	2	1	18	6.0
30	Gisela Sanchez	5	1	72	14.4	8	25	.320	0	9	.000	7	8	.875	2	9	11	2.2	12	0	5	4	0	2	23	4.6
11	Taryn Sides	5	0	87	17.4	6	19	.316	5	15	.333	5	6	.833	2	13	15	3.0	7	0	18	7	0	1	22	4.4
5	Brylee Glenn	5	5	82	16.4	7	19	.368	1	8	.125	1	2	.500	0	8	8	1.6	5	0	3	6	0	4	16	3.2
32	Imani Lester	4	0	17	4.3	2	7	.286	0	0	.000	3	5	.600	2	5	7	1.8	2	0	1	0	3	0	7	1.8
15	Heavenly Greer	3	0	15	5.0	1	4	.250	0	0	.000	2	4	.500	3	3	6	2.0	6	0	0	2	0	0	4	1.3
2	Ja'Mia Harris	2	0	12	6.0	0	5	.000	0	3	.000	0	0	.000	0	1	1	0.5	3	0	0	0	0	0	0	0.0
14	Rebekah Dallinger	1	0	6	6.0	0	0	.000	0	0	.000	0	0	.000	0	0	0	0.0	0	0	0	0	0	0	0	0.0
TM	TEAM														5	8	13	2.6	0			2			0	
Total		5				130	285	.456	27	103	.262	51	76	.671	42	137	179	35.8	87	0	77	64	27	33	338	67.6
Opponents		5				88	274	.321	13	78	.167	60	91	.659	55	126	181	36.2	77	-	41	84	9	36	249	49.8

SCORE BY PERIODS:

	1st	2nd	3rd	4th	OT	2OT	Total
Kansas State	81	95	82	80			338
Opponents	66	56	61	66			249

DEADBALL REBOUNDS:

	TOTAL
Kansas State	15
Opponents	22

STATISTICS IN K-STATE NEUTRAL SITE GAMES

RECORD: 3-1 -- NON-CONFERENCE: 3-1

#	Player	GP	GS	Min	Avg	FG	FGA	Pct	/----3PT----			FT	FTA	Pct	/-----REB-----\				PF	FO	A	TO	Blk	Stl	Pts	Avg
									FG	FGA	Pct				O	D	T	Avg								
50	Ayoka Lee	4	4	112	28.0	31	45	.689	0	0	.000	14	20	.700	8	23	31	7.8	9	0	1	8	5	2	76	19.0
4	Serena Sundell	4	4	119	29.8	24	42	.571	6	14	.429	12	16	.750	3	16	19	4.8	10	0	23	10	3	3	66	16.5
30	Gisela Sanchez	4	0	81	20.3	13	26	.500	2	7	.286	5	7	.714	5	24	29	7.3	5	0	5	5	1	3	33	8.3
12	Gabby Gregory	4	4	109	27.3	12	34	.353	5	23	.217	2	6	.333	7	16	23	5.8	6	0	16	9	2	2	31	7.8
5	Brylee Glenn	4	4	59	14.8	11	20	.550	4	9	.444	0	0	.000	0	8	8	2.0	5	0	3	4	0	2	26	6.5
1	Zyanna Walker	4	0	78	19.5	11	28	.393	2	8	.250	1	2	.500	5	12	17	4.3	6	0	0	8	0	1	25	6.3
11	Taryn Sides	4	0	53	13.3	5	11	.455	4	9	.444	2	2	1.000	1	7	8	2.0	7	0	13	3	0	3	16	4.0
3	Jaelyn Glenn	4	4	142	35.5	5	24	.208	3	20	.150	1	2	.500	0	15	15	3.8	11	0	10	8	1	4	14	3.5
2	Ja'Mia Harris	2	0	7	3.5	1	2	.500	0	1	.000	0	0	.000	0	1	1	0.5	2	0	0	2	0	0	2	1.0
32	Imani Lester	3	0	10	3.3	1	1	1.000	0	0	.000	0	0	.000	1	0	1	0.3	3	0	0	1	0	0	2	0.7
15	Heavenly Greer	4	0	17	4.3	1	3	.333	0	0	.000	0	0	.000	0	2	2	0.5	4	0	0	0	0	0	2	0.5
21	Eliza Maupin	3	0	11	3.7	0	0	.000	0	0	.000	1	2	.500	0	1	1	0.3	3	0	0	2	1	1	1	0.3
14	Rebekah Dallinger	1	0	2	2.0	0	0	.000	0	0	.000	0	0	.000	0	1	1	1.0	1	0	0	0	0	0	0	0.0
TM	TEAM														10	12	22	5.5	0							

STATISTICS IN K-STATE LAST 5 GAMES

RECORD: 5-0

#	Player	GP	GS	Min	Avg	/----3PT----\						/-----REB-----\														
						FG	FGA	Pct	FG	FGA	Pct	FT	FTA	Pct	O	D	T	Avg	PF	FO	A	TO	Blk	Stl	Pts	Avg
50	Ayoka Lee	3	3	91	30.3	22	33	.667	0	0	.000	8	11	.727	6	16	22	7.3	9	0	2	3	16	4	52	17.3
4	Serena Sundell	5	5	184	36.8	31	52	.596	7	16	.438	12	18	.667	4	22	26	5.2	7	0	24	22	7	9	81	16.2
3	Jaelyn Glenn	5	5	184	36.8	21	39	.538	7	18	.389	2	3	.667	1	24	25	5.0	9	0	7	7	2	8	51	10.2
12	Gabby Gregory	5	5	138	27.6	14	42	.333	7	23	.304	10	13	.769	3	8	11	2.2	9	0	12	9	5	1	45	9.0
21	Eliza Maupin	3	0	50	16.7	9	9	1.000	1	1	1.000	5	8	.625	7	7	14	4.7	5	0	0	2	1	3	24	8.0
1	Zyanna Walker	5	0	119	23.8	14	37	.378	4	12	.333	7	8	.875	2	15	17	3.4	12	0	10	8	1	3	39	7.8
5	Brylee Glenn	5	5	97	19.4	7	23	.304	2	11	.182	6	7	.857	0	8	8	1.6	2	0	4	3	0	7	22	4.4
30	Gisela Sanchez	5	2	70	14.0	6	24	.250	0	8	.000	0	0	.000	3	13	16	3.2	11	0	12	5	1	1	12	2.4
11	Taryn Sides	5	0	51	10.2	2	11	.182	1	9	.111	1	2	.500	0	7	7	1.4	3	0	5	6	0	1	6	1.2
32	Imani Lester	4	0	15	3.8	0	6	.000	0	0	.000	2	2	1.000	2	1	3	0.8	3	0	1	0	1	1	2	0.5
15	Heavenly Greer	1	0	1	1.0	0	0	.000	0	0	.000	0	0	.000	0	0	0	0.0	1	0	0	0	0	0	0	0.0
TM	TEAM														3	17	20	4.0	0			3			0	
	Total	5				126	276	.457	29	98	.296	53	72	.736	31	138	169	33.8	71	0	77	68	34	38	334	66.8
	Opponents	5				105	292	.360	18	85	.212	56	84	.667	59	125	184	36.8	85	-	51	76	11	41	284	56.8

SCORE BY PERIODS:	1st	2nd	3rd	4th	OT	2OT	Total
Kansas State	85	86	71	92			334
Opponents	74	70	64	76			284

DEADBALL REBOUNDS:	TOTAL
Kansas State	14
Opponents	17

STATISTICS IN K-STATE LAST 10 GAMES

RECORD: 10-0

#	Player	GP	GS	Min	Avg	/----3PT----\						/-----REB-----\														
						FG	FGA	Pct	FG	FGA	Pct	FT	FTA	Pct	O	D	T	Avg	PF	FO	A	TO	Blk	Stl	Pts	Avg
50	Ayoka Lee	8	8	208	26.0	70	99	.707	1	1	1.000	24	35	.686	25	46	71	8.9	20	0	4	8	30	12	165	20.6
4	Serena Sundell	10	10	299	29.9	47	81	.580	11	25	.440	16	25	.640	6	29	35	3.5	11	0	47	33	9	16	121	12.1
12	Gabby Gregory	10	10	262	26.2	32	82	.390	15	47	.319	22	29	.759	9	22	31	3.1	12	0	34	18	6	4	101	10.1
1	Zyanna Walker	10	0	220	22.0	36	72	.500	8	22	.364	11	12	.917	6	29	35	3.5	17	0	20	17	3	11	91	9.1
3	Jaelyn Glenn	10	10	326	32.6	33	72	.458	12	37	.324	2	3	.667	4	40	44	4.4	17	0	19	19	6	18	80	8.0
5	Brylee Glenn	10	10	195	19.5	17	46	.370	6	23	.261	10	11	.909	1	22	23	2.3	5	0	10	6	1	10	50	5.0
21	Eliza Maupin	7	0	76	10.9	13	16	.813	1	1	1.000	7	13	.538	12	9	21	3.0	11	0	1	2	1	5	34	4.9
30	Gisela Sanchez	10	2	157	15.7	15	50	.300	1	12	.083	8	8	1.000	6	26	32	3.2	15	0	19	15	3	3	39	3.9
11	Taryn Sides	10	0	157	15.7	11	36	.306	7	25	.280	2	4	.500	4	20	24	2.4	12	0	39	16	0	2	31	3.1
32	Imani Lester	9	0	39	4.3	5	14	.357	0	0	.000	7	9	.778	7	5	12	1.3	7	0	1	0	5	3	17	1.9
2	Ja'Mia Harris	4	0	37	9.3	2	13	.154	1	6	.167	1	2	.500	0	2	2	0.5	5	0	2	5	0	2	6	1.5
15	Heavenly Greer	5	0	24	4.8	1	7	.143	0	0	.000	0	0	.000	6	2	8	1.6	5	0	0	2	4	2	2	0.4
TM	TEAM														11	28	39	3.9	0			3			0	
	Total	10				282	588	.480	63	199	.317	110	151	.728	97	280	377	37.7	137	0	196	144	68	88	737	73.7
	Opponents	10				189	569	.332	37	163	.227	112	160	.700	108	224	332	33.2	163	-	91	169	20	83	527	52.7

SCORE BY PERIODS:	1st	2nd	3rd	4th	OT	2OT	Total
Kansas State	170	194	193	180			737
Opponents	139	115	127	146			527

DEADBALL REBOUNDS:	TOTAL
Kansas State	31
Opponents	35

K-STATE MARGIN OF VICTORY/DEFEAT

Points	1	2	3	4	5	6	7	8	9	10	11	12	13	14	15	16	17	18	19	20+
K-State Victory			2				2				1					2	1	1		10
K-State Defeat								1												

TEAM GAME-BY-GAME STATISTICS

DATE	OPPONENT	FG-FGA	PCT.	3P-3PA	PCT.	FT-FTA	PCT.	OR-DR-RB	A	T	B	S	PF	1Q	2Q	1H	3Q	4Q	2H	OT	PTS
11/6/23	Presbyterian	14-47	.298	4-15	.267	3-4	.750	9-22-31	11	24	2	5	17	9	6	15	11	9	20	-	35
	at (rv/rv) K-State	26-59	.441	7-19	.368	10-14	.714	12-24-36	17	11	11	18	10	16	12	28	21	20	41	-	69
11/11/23	(rv/rv) K-State	28-61	.459	3-21	.143	18-24	.750	14-33-47	18	10	5	5	17	21	25	46	20	11	31	-	77
	at Little Rock	13-51	.255	3-10	.300	10-13	.769	6-22-28	7	18	0	2	20	9	7	16	18	5	23	-	39
11/16/23	(rv/rv) K-State	26-66	.394	6-23	.261	7-12	.583	11-27-38	14	9	3	6	20	13	16	29	13	23	36	-	65
	at (2/2) Iowa	22-61	.361	2-21	.095	12-18	.667	15-32-47	9	16	4	5	12	13	17	30	14	14	28	-	58
11/19/23	Wisconsin	20-51	.392	3-18	.167	14-17	.824	5-27-32	14	19	4	6	8	9	16	25	9	23	32	-	57
	at (rv/rv) K-State	30-65	.462	11-25	.440	4-10	.400	10-27-37	25	11	3	10	15	20	15	35	25	15	40	-	75
11/24/23	Western Kentucky	21-63	.333	3-19	.158	16-23	.696	12-18-30	7	13	3	9	18	16	9	25	18	18	36	-	61
	vs. (16/22) K-State	31-60	.517	5-18	.278	10-15	.667	12-36-48	18	17	5	8	24	14	25	39	19	19	38	-	77
11/25/23	(18/17) North Carolina	23-62	.371	2-20	.100	8-13	.615	6-19-25	4	11	1	13	22	8	14	22	18	16	34	-	56
	vs. (16/22) K-State	20-46	.435	5-17	.294	18-24	.750	11-35-46	12	21	4	2	17	16	16	32	13	18	31	-	63
11/26/23	(5/6) Iowa	27-64	.422	12-32	.375	11-16	.688	8-27-35	13	6	1	6	14	27	12	39	24	14	38	-	77
	vs. (16/22) K-State	29-58	.500	8-23	.348	4-11	.364	4-32-36	16	12	2	5	15	15	23	38	16	16	32	-	70
12/1/23	Jackson State	14-65	.215	0-8	.000	9-15	.600	18-21-39	6	19	6	7	15	10	12	22	4	11	15	-	37
	vs. (14/18) K-State	30-63	.476	10-23	.435	9-13	.692	14-34-48	23	16	7	10	16	23	16	39	21	19	40	-	79
12/6/23	McNeese State	16-62	.258	3-16	.188	4-8	.500	8-19-27	6	24	4	7	15	4	12	16	12	11	23	-	39
	vs. (13/16) K-State	40-77	.519	7-27	.259	14-17	.824	16-42-58	29	13	12	13	15	18	28	46	30	25	55	-	101
12/9/23	Missouri	18-62	.290	6-26	.231	14-17	.824	9-24-33	10	13	1	5	10	15	10	25	12	19	31	-	56
	vs. (13/16) K-State	35-72	.486	8-33	.242	6-7	.857	13-35-48	25	11	2	6	16	13	19	32	36	16	52	-	84
12/16/23	North Florida	20-43	.465	6-17	.353	7-12	.583	5-17-22	10	22	1	6	12	13	12	25	18	10	28	-	53
	vs. (12/16) K-State	32-62	.516	4-15	.267	11-12	.917	12-19-31	26	11	5	12	13	20	17	37	25	17	42	-	79
12/18/23	Oral Roberts	19-67	.284	4-16	.250	17-22	.773	12-23-35	10	15	2	5	17	17	15	32	14	13	27	-	59
	vs. (12/16) K-State	40-81	.494	10-29	.345	12-22	.545	24-37-61	28	14	10	12	16	19	30	49	33	20	53	-	102
12/20/23	Southern	19-60	.317	4-9	.444	10-12	.833	11-16-27	10	14	1	12	17	11	4	15	15	22	37	-	52
	vs. (12/16) K-State	34-60	.567	8-18	.444	8-10	.800	10-29-39	27	17	8	8	10	22	27	49	20	15	35	-	84
12/30/23	(11/16) K-State	23-54	.426	7-23	.304	13-18	.722	7-29-36	16	14	6	3	19	11	18	29	22	15	37	-	66
	at Cincinnati	11-55	.200	1-16	.063	18-24	.750	11-27-38	2	17	2	8	15	11	3	14	7	20	27	-	41
1/3/24	Houston	15-52	.288	4-20	.200	4-6	.667	10-16-26	8	25	3	11	17	13	11	24	9	5	14	-	38
	vs. (11/12) K-State	27-55	.491	5-16	.313	13-17	.765	13-28-41	22	20	5	15	8	13	16	29	22	21	43	-	72
1/6/24	(11/12) K-State	32-57	.561	5-15	.333	3-5	.600	4-25-29	16	11	9	6	16	21	21	42	13	17	30	-	72
	at UCF	21-55	.382	3-12	.250	11-19	.579	12-23-35	13	13	2	6	15	14	9	23	14	19	33	-	56
1/10/24	Oklahoma	19-70	.271	7-28	.250	12-14	.857	13-36-49	12	13	3	7	20	15	10	25	11	21	32	-	57
	at (12/12) K-State	29-67	.433	7-26	.269	9-14	.643	5-37-42	21	8	12	5	11	15	22	37	10	27	37	-	74
1/13/24	(10/10) Texas	22-62	.355	2-11	.182	12-14	.857	15-18-33	6	12	4	8	17	18	13	31	14	13	27	-	58
	at (12/12) K-State	22-50	.440	4-14	.286	13-13	1.000	9-26-35	13	18	6	6	11	16	14	30	16	15	31	-	61
1/17/24	(7/7) K-State	Won by forfeit in league standings; No contest for overall record																			
	at TCU																				
1/20/24	Kansas	22-53	.415	2-15	.133	12-20	.600	8-26-34	10	18	1	5	18	8	18	26	17	15	32	-	58
	at (7/7) K-State	22-55	.400	7-22	.318	18-23	.783	7-27-34	14	11	3	8	18	18	14	32	18	19	37	-	69
1/20/24	(4/7) K-State	21-47	.447	6-21	.286	10-17	.588	6-24-30	13	20	4	13	15	15	15	30	14	14	28	-	58
	at (13/13) Baylor	21-52	.404	4-19	.211	9-17	.529	10-22-32	10	20	1	15	15	19	20	39	8	8	16	-	55

2023-24 TEAM GAME-BY-GAME HIGHS

OPPONENT	DATE	SCORE	POINTS	REBOUNDS	ASSISTS	STEALS	BLOCKS
Presbyterian	11/6	W, 69-35	14, Lee	7, Lee	6, Sundell	4, J. Glenn & B. Glenn	3, Lee & Sundell
K-State won its 13th straight season-opener; Wildcats register a combined 29 blocks and steals (11 blocks & 18 steals)							
at Little Rock	11/11	W, 77-39	32, Lee	10, Lee	7, Sides	2, J. Glenn	2, Lee
K-State ends 11-game road losing streak; Lee collects 50th career double-double							
at (2/2) Iowa	11/16	W, 65-58	22, Lee	12, Lee	3, Sundell & Sides	3, Sundell	2, Lee
K-State tallied the second win over an AP second-ranked opponent in program history; Wildcats end game on 12-0 run							
Wisconsin	11/19	W, 75-57	20, Lee	7, Sundell	8, Gregory	3, J. Glenn	3, Lee
Wildcats make season-high 11 three-pointers and dish season-high 25 assists; Lee moves into fifth on K-State career scoring list							
vs. Western Kentucky	11/24	W, 77-61	21, Sundell	9, Gregory	5, Gregory	3, Sides	2, Lee & Sundell
K-State outscores WKU in 2nd quarter, 25-9; Wildcats score 48 points in the paint; Lee moves into fourth on K-State career rebounds list							
vs. (18/17) UNC	11/25	W, 63-56	16, Sundell	12, Lee	5, Sundell	1, J. Glenn & Gregory	1, four tied
K-State secures second win over AP top-25 opponent; Lee ties school career double-doubles record (52)							
vs. (5/6) Iowa	11/26	L, 77-70	18, Lee & Sundell	10, Sanchez	7, Gregory	2, Sanchez	1, Lee & Maupin
K-State drops Gulf Coast Showcase final; Lee and Sundell named to All-Tournament Team							
Jackson State	12/1	W, 79-37	13, J. Glenn	7, Sundell	5, Sundell & Walker	3, J. Glenn	2, Lee & Lester
Wildcats register lowest opponent field goal percentage of season (.215); Lee moves into 4th on K-State career scoring list							
McNeese State	12/6	W, 101-39	16, Gregory	9, J. Glenn	8, Sides	5, B. Glenn	4, Sanchez
K-State scores season-high and makes 40 field goals for first time since 2004-05; Gregory surpasses 1,500 collegiate career points							
vs. Missouri	12/9	W, 84-56	28, Lee	9, Lee & Sanchez	8, Sundell	2, Sundell	1, Lee & Sanchez
Inaugural Bill Snyder Basketball Classic in St. Joseph, Mo.; Wildcats tie school record for points in any quarter with 36 in the third							
North Florida	12/16	W, 79-53	36, Lee	5, Gregory & Sanchez	9, Sides	4, J. Glenn	2, J. Glenn
K-State 10-1 for first time since 2016-17; Lee scores season-high 36 points on 15-of-17 shooting							
Oral Roberts	12/18	W, 102-59	24, Lee	21, Lee	10, Sides	3, J. Glenn & Sundell	5, Lee
K-State off to best start since 2008-09; Wildcats score season-high 102; Lee breaks K-State career double-doubles record with second career 20-20 game							
Southern	12/20	W, 84-52	20, Lee	7, Sides	7, Sundell & Walker	2, B. Glenn	3, Lee
K-State continues best start since 2008-09; Wildcats win 9th straight home game dating back to final to home games of 2022-23							
at Cincinnati	12/30	W, 66-41	17, Gregory	8, Lee	6, Sundell & Sides	1, three tied	3, Lee
Wildcats snap 9-game Big 12 road losing streak; K-State holds Cincinnati to 20.0 shooting							
Houston	1/3	W, 72-38	27, Lee	11, Lee	9, Gregory	4, Walker	2, Lee & J. Glenn
K-State overwhelms Houston with 43-14 second half; Wildcats win 10th straight at home							
at UCF	1/6	W, 72-56	22, Sundell	6, Lee	3, three tied	4, J. Glenn	7, Lee
K-State equals longest win streak in Mittie era (9); Serena Sundell surpasses 1,000-point mark in her career							
Oklahoma	1/10	W, 74-57	19, Lee	9, Sanchez	7, Sundell	2, Lee	5, Lee
Wildcats win 10th straight game, longest win streak since 2008-09							
(10/10) Texas	1/13	W, 61-58	21, Lee	10, Lee	5, Sundell	2, J. Glenn	4, Lee
K-State win streak hits 11 straight as Wildcats collect second win this season over AP top-10 foe; Lee surpasses 2,000 career points & sets school record for career blocks							
at TCU	1/17	No contest					
TCU did not have five healthy players and forfeited game in league standings; no contest with overall record							
Kansas	1/20	W, 69-58	15, Sundell & Walker	6, Sundell & J. Glenn	7, Sundell	3, Sundell	3, Sundell
K-State reaches 7-0 in league play for first time since 2007-08; Wildcats win streak reaches a dozen; K-State wins 13th straight home game							
at (13/13) Baylor	1/22	W, 58-55	16, three tied	9, Maupin	4, Gregory	4, Sundell & B. Glenn	1, four tied
Wildcats win 13th straight and fifth on the road; K-State collects fourth win over AP top-25 foe; First win at Baylor since 2003							

2023-24 KANSAS STATE STARTING LINEUPS

Guard	Guard	Guard/Forward	Guard/Forward	Forward/Center	23-24	All-Time	Games
J. Glenn	Sundell	B. Glenn (G)	Gregory (G)	Lee (C)	17-1	17-1	1-18
J. Glenn	Sundell	B. Glenn (G)	Gregory (G)	Sanchez (F)	2-0	2-0	19-20

Presbyterian (11/6) - W, 69-35

No.	Player	Pos.
3	Jaelyn Glenn	G
4	Serena Sundell	G
5	Brylee Glenn	G
12	Gabby Gregory	G
50	Ayoka Lee	C

vs. Oral Roberts (12/18) - W, 102-59

No.	Player	Pos.
3	Jaelyn Glenn	G
4	Serena Sundell	G
5	Brylee Glenn	G
12	Gabby Gregory	G
50	Ayoka Lee	C

at Little Rock (11/11) - W, 77-39

No.	Player	Pos.
3	Jaelyn Glenn	G
4	Serena Sundell	G
5	Brylee Glenn	G
12	Gabby Gregory	G
50	Ayoka Lee	C

vs. Southern (12/20) - W, 84-52

No.	Player	Pos.
3	Jaelyn Glenn	G
4	Serena Sundell	G
5	Brylee Glenn	G
12	Gabby Gregory	G
50	Ayoka Lee	C

at (2/2) Iowa (11/16) - W, 65-58

No.	Player	Pos.
3	Jaelyn Glenn	G
4	Serena Sundell	G
5	Brylee Glenn	G
12	Gabby Gregory	G
50	Ayoka Lee	C

at Cincinnati (12/30) - W, 66-41

No.	Player	Pos.
3	Jaelyn Glenn	G
4	Serena Sundell	G
5	Brylee Glenn	G
12	Gabby Gregory	G
50	Ayoka Lee	C

Wisconsin (11/19) - W, 75-57

No.	Player	Pos.
3	Jaelyn Glenn	G
4	Serena Sundell	G
5	Brylee Glenn	G
12	Gabby Gregory	G
50	Ayoka Lee	C

Houston (1/3) - W, 72-38

No.	Player	Pos.
3	Jaelyn Glenn	G
4	Serena Sundell	G
5	Brylee Glenn	G
12	Gabby Gregory	G
50	Ayoka Lee	C

vs. Western Kentucky (11/24) - W, 77-61

No.	Player	Pos.
3	Jaelyn Glenn	G
4	Serena Sundell	G
5	Brylee Glenn	G
12	Gabby Gregory	G
50	Ayoka Lee	C

at UCF (1/6) - W, 72-56

No.	Player	Pos.
3	Jaelyn Glenn	G
4	Serena Sundell	G
5	Brylee Glenn	G
12	Gabby Gregory	G
50	Ayoka Lee	C

vs. (18/17) North Carolina (11/25) - W, 63-56

No.	Player	Pos.
3	Jaelyn Glenn	G
4	Serena Sundell	G
5	Brylee Glenn	G
12	Gabby Gregory	G
50	Ayoka Lee	C

Oklahoma (1/10) - W, 74-57

No.	Player	Pos.
3	Jaelyn Glenn	G
4	Serena Sundell	G
5	Brylee Glenn	G
12	Gabby Gregory	G
50	Ayoka Lee	C

vs. (5/6) Iowa (11/26) - L, 77-70

No.	Player	Pos.
3	Jaelyn Glenn	G
4	Serena Sundell	G
5	Brylee Glenn	G
12	Gabby Gregory	G
50	Ayoka Lee	C

(10/10) Texas (1/13) - W, 61-58

No.	Player	Pos.
3	Jaelyn Glenn	G
4	Serena Sundell	G
5	Brylee Glenn	G
12	Gabby Gregory	G
50	Ayoka Lee	C

vs. Jackson State (12/1) - W, 79-37

No.	Player	Pos.
3	Jaelyn Glenn	G
4	Serena Sundell	G
5	Brylee Glenn	G
12	Gabby Gregory	G
50	Ayoka Lee	C

Kansas (1/20) - W, 69-58

No.	Player	Pos.
3	Jaelyn Glenn	G
4	Serena Sundell	G
5	Brylee Glenn	G
12	Gabby Gregory	G
30	Gisela Sanchez	F

vs. McNeese State (12/6) - W, 101-39

No.	Player	Pos.
3	Jaelyn Glenn	G
4	Serena Sundell	G
5	Brylee Glenn	G
12	Gabby Gregory	G
50	Ayoka Lee	C

at (13/13) Baylor (1/22) - W, 58-55

No.	Player	Pos.
3	Jaelyn Glenn	G
4	Serena Sundell	G
5	Brylee Glenn	G
12	Gabby Gregory	G
30	Gisela Sanchez	F

vs. Missouri (12/9) - W, 84-56

No.	Player	Pos.
3	Jaelyn Glenn	G
4	Serena Sundell	G
5	Brylee Glenn	G
12	Gabby Gregory	G
50	Ayoka Lee	C

vs. North Florida (12/16) - W, 79-53

No.	Player	Pos.
3	Jaelyn Glenn	G
4	Serena Sundell	G
5	Brylee Glenn	G
12	Gabby Gregory	G
50	Ayoka Lee	C

CAREER STARTS

PLAYER	19-20	20-21	21-22	22-23	23-24	CAREER
A. Lee	29	25	33	--	18	105
G. Gregory	22	24	0	32	20	98
S. Sundell	--	--	33	36	20	89
J. Glenn	--	--	32	34	20	86
B. Glenn	--	--	27	32	20	79
R. Dallinger	--	--	2	1		3
E. Maupin	--	--	--	1		1
G. Sanchez	--	--	--	--	2	2

GAME-BY-GAME STATISTICS

2023-24 POINTS-REBOUNDS-ASSISTS

OPPONENT	1 WALKER	2 HARRIS	3 J. GLENN	4 SUNDELL	5 B. GLENN	10 PARKS	11 SIDES	12 GREGORY	14 DALLINGER	15 GREER	21 MAUPIN	30 SANCHEZ	32 LESTER	35 HESS	50 LEE
Presbyterian	13-1-2	0-1-0	11-6-1	5-4-6	6-0-2	DNP-RS	0-4-1	6-2-3	2-0-0	4-1-0	0-1-0	6-4-0	2-2-0	DNP-RS	14-7-2
at Little Rock	10-6-1	0-1-0	4-2-2	4-3-4	5-1-0	DNP-RS	5-2-7	3-7-2	0-0-0	4-6-0	2-2-1	7-1-0	1-2-0	DNP-RS	32-10-1
at (2/2) Iowa	12-3-2	DNP-CD	3-3-1	7-5-3	2-0-1	DNP-RS	8-6-3	7-0-2	DNP-CD	DNP-CD	DNP-CD	4-5-2	DNP-CD	DNP-RS	22-12-0
Wisconsin	2-4-1	5-0-1	11-2-4	3-7-2	11-3-2	DNP-RS	3-1-5	10-1-8	0-0-1	2-3-0	4-3-0	4-3-0	DNP-S	DNP-RS	20-5-1
vs. Western Kentucky	7-3-0	2-0-0	3-6-4	21-6-4	8-2-1	DNP-RS	6-0-3	7-9-5	0-1-0	2-2-0	0-1-0	5-5-1	0-0-0	DNP-RS	16-3-0
vs. (18/17) North Carolina	3-6-0	DNP-CD	2-5-1	16-5-5	3-2-0	DNP-RS	2-2-3	6-1-2	DNP-CD	0-0-0	DNP-CD	15-5-0	2-1-0	DNP-RS	14-12-1
vs. (5/6) Iowa	11-1-0	DNP-CD	6-1-2	18-6-6	3-2-0	DNP-RS	0-2-1	8-5-7	DNP-CD	0-0-0	1-0-0	5-10-0	DNP-CD	DNP-RS	18-7-0
Jackson State	4-4-5	2-0-0	13-4-2	10-7-5	7-3-1	DNP-RS	10-5-1	8-2-4	3-1-0	0-0-0	3-2-0	6-6-4	1-3-1	DNP-RS	12-5-0
McNeese State	4-5-0	5-1-1	7-9-3	5-3-6	11-2-0	DNP-RS	9-3-8	16-3-3	4-2-1	7-3-0	6-4-2	12-8-2	0-5-0	DNP-RS	15-6-3
vs. Missouri	4-7-0	0-1-0	3-3-3	11-2-8	12-2-2	DNP-RS	8-4-6	10-8-2	DNP-INJ	0-0-0	0-0-0	8-9-4	0-0-0	DNP-RS	28-9-0
North Florida	6-1-0	4-1-1	2-2-4	4-1-2	6-1-1	DNP-RS	0-1-9	9-5-6	DNP-INJ	2-3-0	4-1-0	4-5-3	2-2-0	DNP-RS	36-4-0
Oral Roberts	14-4-1	2-0-1	9-6-4	8-1-5	7-2-2	DNP-RS	3-4-10	16-6-3	DNP-INJ	0-4-0	2-2-1	13-2-1	4-2-0	DNP-RS	24-21-0
Southern	9-4-7	0-1-0	6-1-2	11-5-7	9-2-3	DNP-RS	10-7-4	9-3-1	DNP-INJ	0-1-0	4-4-0	4-1-2	2-1-0	DNP-RS	20-5-1
at Cincinnati	11-5-1	0-0-0	8-3-0	4-1-6	4-4-0	DNP-RS	4-3-6	17-4-3	DNP-INJ	0-0-0	0-0-0	6-3-0	6-3-0	DNP-RS	6-8-0
Houston	12-4-1	DNP-CD	4-7-2	13-1-3	2-6-0	DNP-RS	8-2-5	5-2-9	DNP-INJ	DNP-CD	DNP-CD	0-5-1	1-1-0	DNP-RS	27-11-1
at UCF	0-1-3	DNP-CD	16-3-2	22-4-2	2-2-1	DNP-RS	5-4-1	9-3-3	DNP-INJ	DNP-CD	DNP-CD	6-2-3	0-2-1	DNP-RS	12-6-0
Oklahoma	13-4-2	DNP-CD	11-7-1	16-5-7	0-0-1	DNP-RS	0-2-1	13-2-3	DNP-INJ	DNP-CD	DNP-CD	2-9-5	DNP-CD	DNP-RS	19-6-1
(10/10) Texas	9-5-3	DNP-CD	10-3-0	12-6-5	4-1-0	DNP-RS	0-1-2	3-1-1	DNP-INJ	DNP-CD	0-0-0	0-1-1	2-1-0	DNP-RS	21-10-1
Kansas	15-4-0	DNP-CD	9-6-2	15-6-7	13-4-1	DNP-RS	1-0-0	4-1-1	DNP-CD	DNP-CD	8-5-0	4-4-3	0-0-0	DNP-RS	DNP-INJ
at (13/13) Baylor	2-4-2	DNP-CD	5-6-2	16-5-3	3-1-1	DNP-RS	0-0-1	16-4-4	DNP-CD	0-0-0	16-9-0	0-0-0	0-0-0	DNP-RS	DNP-RS

DNP-CD: Did Not Play-Coach's Decision; DNP-RS: Did Not Play - Red-shirting; DNP-S: Did Not Play-Sick; DNP-INJ: Did Not Play-Injured; DNP-SUS: Did Not Play-Suspended; DNP-ADMIN: Did Not Play-Administrative

SCORING BREAKDOWN (K-State/Opponent)

	Pts in Paint	Pts off TOs	2nd ch. Pts	Fast Break Pts	Starter	Bench	Largest Lead	Largest Deficit	Lead Changes	Ties	Time Led	Time Trailed	Result
Presbyterian	28/14	22/9	10/6	11/0	42/29	27/6	36	-	-	-	39:50	0:00	W, 69-35
at Little Rock	46/12	17/7	14/2	21/7	48/33	29/6	40	-	-	2	38:13	0:00	W, 77-39
at (2/2) Iowa	32/30	14/5	18/9	4/2	41/40	24/18	7	6	9	8	18:05	13:21	W, 65-58
Wisconsin	34/28	30/12	8/1	14/7	55/53	20/4	28	-	-	-	39:11	0:00	W, 75-57
vs. Western Kentucky	48/32	18/16	8/9	0/8	55/50	22/11	20	4	5	5	28:30	5:42	W, 77-61
vs. (18/17) North Carolina	26/30	8/15	6/6	2/9	41/38	22/18	14	2	1	2	36:36	1:22	W, 63-56
vs. (5/6) Iowa	38/30	7/9	5/10	0/6	53/67	17/10	2	13	10	3	3:06	35:38	L, 77-70
Jackson State	38/18	17/11	22/9	10/0	50/24	29/13	45	-	-	-	38:47	0:00	W, 79-37
McNeese State	58/18	24/10	21/5	11/0	54/29	47/10	64	-	-	-	39:00	0:00	W, 101-39
vs. Missouri	44/20	17/9	21/13	17/8	64/49	20/7	36	7	3	5	26:44	8:51	W, 84-56
North Florida	52/18	22/10	14/5	6/0	57/44	22/9	27	3	4	-	37:06	2:36	W, 79-53
Oral Roberts	52/20	20/5	18/7	19/10	64/42	38/17	43	-	-	1	38:45	0:00	W, 102-59
Southern	40/18	12/7	12/8	6/2	55/21	29/31	42	-	-	1	39:21	0:00	W, 84-52
at Cincinnati	30/14	16/9	14/13	2/0	39/35	27/6	31	2	3	5	29:30	4:39	W, 66-41
Houston	44/16	26/12	13/3	10/13	51/26	21/12	34	5	1	3	31:49	3:56	W, 72-38
at UCF	52/22	15/10	5/9	8/8	61/46	11/10	23	2	1	1	37:59	1:07	W, 72-56
Oklahoma	40/22	15/12	4/15	2/6	59/48	15/9	17	8	2	2	32:01	6:54	W, 74-57
(10/10) Texas	36/32	10/14	11/11	5/6	50/48	11/10	7	6	12	11	18:44	16:20	W, 61-58
Kansas	28/36	11/10	8/9	3/1	45/44	24/14	15	2	4	1	37:54	1:14	W, 69-58
at (13/13) Baylor	28/30	15/15	9/8	6/4	40/29	18/26	3	13	5	6	4:07	31:33	W, 58-55
Totals	794/460	336/207	241/158	157/97	1,024/795	473/247							
Per Game	39.7/23.0	16.8/10.4	12.1/7.9	7.9/4.9	51.2/39.8	23.7/12.4							

Kansas State's Record When 2023-24

Vs. AP Top 25	4-1
Vs. AP Top 10	2-1

In overtime -

Scoring first	11-0
Ahead at the half	16-0
Behind at the half	3-1
Tied at the half	-

Leading entering 4th quarter	17-0
Trailing entering 4th quarter	2-1
Tied entering 4th quarter	-
Leading with 5:00 remaining	17-0
Trailing with 5:00 remaining	2-1
Tied with 5:00 remaining	-

In games decided by 3 points or less	2-0
In games decided by 4-10 points	2-1
In games decided by 11-15 points	1-0
In games decided by 16-20 points	4-0
In games decided by 21 or more points	10-0

K-State scores 100 or more points	2-0
K-State scores 90-99 points	-
K-State scores 80-89 points	2-0
K-State scores 70-79 points	8-1
K-State scores 60-69 points	6-0
K-State scores 50-59 points	1-0
K-State scores less than 50 points	-

Opponent scores 100 or more points	-
Opponent scores 90-99 points	-
Opponent scores 80-89 points	-
Opponent scores 70-79 points	0-1
Opponent scores 60-69 points	1-0
Opponent scores 50-59 points	12-0
Opponent scores less than 50 points	6-0

K-State shoots 50% or better	5-1
K-State shoots less than 50%	14-0
K-State shoots better than opponent	18-1
K-State shoots same as opponent	-

Opponent shoots 50% or better	-
Opponent shoots less than 50%	19-1
Opponent shoots better than K-State	1-0

K-State shoots 40% or better from 3-point arc	3-0
K-State shoots 70% or better from FT line	11-0
K-State has more FT attempts	6-0
Opponent has more FT attempts	9-1
K-State equals opponent in FT attempts	4-0

K-State out-rebounds opponent	13-1
Opponent out-rebounds K-State	5-0
K-State equals opponent in rebounds	1-0

K-State has more turnovers than opponent	4-1
K-State has less turnovers than opponent	14-0
K-State equals opponent in turnovers	1-0

On Mondays	3-0
On Tuesdays	-
On Wednesdays	5-0
On Thursdays	1-0
On Fridays	2-0
On Saturdays	8-0
On Sundays	1-1

In November	6-1
In December	7-0
In January	6-0
In February	-
In March	-

K-State vs. Conferences	23-24	All-Time
vs. ACC	1-0	9-11
vs. Atlantic Sun	1-0	9-0
vs. Big Ten	2-1	76-61
vs. Big 12	8-0	227-237
vs. Big South	1-0	1-1
vs. Conference USA	1-0	15-13
vs. OVC	1-0	18-2
vs. SEC	1-0	72-68
vs. Southland	1-0	11-1
vs. Summit League	1-0	43-6
vs. SWAC	2-0	27-0

LAST TIME...

SCORING (PLAYER)

K-State player scored 60+ points
61* <# by Ayoka Lee vs. Oklahoma (1/23/22)

K-State player scored 50+ points
61* <# by Ayoka Lee vs. Oklahoma (1/23/22)

K-State player scored 40+ points
61* <# by Ayoka Lee vs. Oklahoma (1/23/22)

K-State player scored 30+ points
36 by Ayoka Lee vs. North Florida (12/16/23)

K-State player with consecutive games of 30+ points
2 by Ayoka Lee vs. WKU (33; 11/14/21), vs. N.C. A&T (31; 11/15/21)

K-State player with consecutive games of 20+ points
4 by Ayoka Lee - (12/19/23 to 12/30/23)

2 K-State players with 20+ points same game
Serena Sundell (33)
Jaelyn Glenn (21), at Oklahoma (3/1/23)

K-State player made 15+ FGs
15 by Ayoka Lee vs. North Florida (12/16/23)

K-State player made 10+ FGs
10 by Serena Sundell at UCF (1/6/24)

K-State player attempted 30+ FGs
30 by Ayoka Lee vs. Oklahoma (1/23/22)

K-State player attempted 25+ FGs
27 by Gabby Gregory vs. South Dakota State (12/10/22)

K-State player attempted 20+ FGs
21 by Gabby Gregory vs. Kansas (2/22/23)

K-State player made 10+ 3-point FGs
10 by Laurie Koehn vs. Iowa (1/5/03)

K-State player made 6+ 3-point FGs
6 by Gabby Gregory vs. Clemson (11/24/22)

K-State player attempted 15+ 3-point FGs
15 by Rachel Ranke vs. Chicago State (12/18/17)

K-State player attempted 10+ 3-point FGs
10 by Jaelyn Glenn at Oklahoma (3/1/23)

K-State player made 15+ FTs
16 by Serena Sundell at Texas Tech (2/5/23)

K-State player made 10+ FTs
10 by Gabby Gregory vs. Oklahoma (2/12/23)

K-State player attempted 20+ FTs
21 by Nicole Ohlde vs. Valparaiso (3/21/04)

K-State player attempted 10+ FTs
10 by Serena Sundell vs. North Carolina (11/25/23)

Opponent scored 40+ points
40, by Odyssey Sims, Baylor (1/2/14)

Opponent scored 30+ points
32, by Caitlin Clark, Iowa (11/26/23)

Opponent made 15+ FGs
15, by Morgan Bertsch, UC Davis (3/23/18)

Opponent attempted 30+ FGs
32, by Caitlin Clark, Iowa (11/16/23)

Opponent made 7+ 3-point FGs
7, by Caitlin Clark, Iowa (11/26/23)

Opponent attempted 15+ 3-point FGs
16, by Caitlin Clark, Iowa (11/26/23)

Opponent made 10+ FTs
17<, by Bre'Amber Scott, Texas Tech (1/14/23)

Opponent attempted 15+ FTs
19<, by Bre'Amber Scott, Texas Tech (1/14/23)

REBOUNDING (PLAYER)

K-State player had 20+ rebounds
21 < by Ayoka Lee vs. Oral Roberts (12/18/23)

K-State player had 15+ rebounds
21 < by Ayoka Lee vs. Oral Roberts (12/18/23)

K-State player had 10+ rebounds
10 by Ayoka Lee vs. Texas (1/13/24)

Opponent had 20+ rebounds
20, by Teviani Scott, Sacramento State (3/3/94)

Opponent had 15+ rebounds
19, Esmery Martinez, West Virginia (3/2/22)

SCORING (TEAM)

K-State scored 100+ points
102-59, vs. Oral Roberts (12/18/23)

K-State scored 90+ points
102-59, vs. Oral Roberts (12/18/23)

K-State scored fewer than 50 points
55-48 (L), at Washington (3/24/23)

K-State scored fewer than 50 points & won
50-40 (W), vs. Washington State (3/19/22)

K-State scored fewer than 40 points
60-30 (L), at West Virginia (1/26/19)

K-State scored fewer than 40 points & won
37-33 (W) vs. Missouri (2/10/10)

K-State scored 50 or more points in a half
53 (2H), vs. Oral Roberts (12/18/23)

K-State shot over 60% from the field
.604 vs. Baylor (2/15/23)

K-State shot under 35% from the field
.340, at Washington (3/24/23)

K-State won by 20+ points
72-38, vs. Houston (1/3/24)

K-State won by 30+ points
72-38, vs. Houston (1/3/24)

K-State won by 40+ points
102-59, vs. Oral Roberts (12/18/23)

K-State made 40+ FGs
40 vs. Oral Roberts (12/18/23)

K-State attempted 80+ FGs
81 vs. Oral Roberts (12/18/23)

K-State made 15+ 3-point FGs
16&, at Omaha (12/7/21)

K-State made 12+ 3-point FGs
12, at Kansas (1/29/23)

K-State made 10+ 3-point FGs
10, vs. Oral Roberts (12/18/23)

K-State attempted 30+ 3-point FGs
33, vs. Missouri (12/9/23)

K-State made 20+ FTs
25, vs. Wyoming (3/21/23)

K-State made 30+ FTs
31, vs. Colorado (1/13/90)

K-State attempted 35+ FTs
39, vs. Northern Arizona (11/25/22)

K-State attempted 40+ FTs
41, vs. Colorado (1/13/90)

K-State attempted 45+ FTs
48, vs. Iowa State (1/25/89)

Opponent scored 100+ points
105-70, (16) Ohio State (12/19/94)

Opponent scored 90+ points
90-86 (ot), Oklahoma (3/1/23)

Opponent scored fewer than 50 points
72-38, Houston (1/3/24)

Opponent scored fewer than 40 points
72-38, Houston (1/3/24)

Opponent scored fewer than 15 points in a half
14 (2nd half), Houston (1/3/24)

Opponent shot under 35% from the field
.271, Oklahoma (1/10/24)

Opponent won by 20+ points
80-52, (12/17) Texas (3/4/23)

Opponent won by 30+ points
87-41, at Texas (12/31/22)

Opponent made 10+ 3-point FGs
12, Iowa (11/26/23)

Opponent made 20+ FTs
20, Kansas (1/29/23)

Opponent made 30+ FTs
35, UTEP (11/16/13)

REBOUNDING (TEAM)

K-State had 60+ rebounds
61, vs. Oral Roberts (12/18/23)

K-State had 50+ rebounds
58, vs. McNeese State (12/6/23)

K-State had 20+ offensive rebounds
24, vs. Oral Roberts (12/18/23)

K-State had 30+ defensive rebounds
37, vs. Oklahoma (1/10/24)

K-State had 40+ defensive rebounds
42, vs. McNeese State (12/6/23)

Opponent had 50+ rebounds
51, Oklahoma (3/1/23)

OTHER STATISTICS (TEAM)

K-State had 20+ assists
21, vs. Oklahoma (1/10/24)

K-State had 30+ assists
30, vs. UIW (12/3/19)

K-State had 35+ assists
37, vs. Arkansas-Pine Bluff (12/2/02)

K-State had 20+ steals
20, vs. Kansas City (12/7/22)

K-State had 25+ steals
25<, vs. Baylor (1/12/00)

K-State had 10+ blocks
12, vs. Oklahoma (1/10/24)

K-State had 20+ turnovers
20, at Baylor (1/22/24)

K-State had 30+ turnovers
34, vs. (20/22) Texas (12/21/20)

Opponent had 20+ assists
25, Texas (3/4/23)

Opponent had 20+ steals
21<, Texas (1/19/20)

Opponent had 15+ steals
15, West Virginia (2/25/23)

Opponent had 10+ blocks
12 <, Kansas (1/19/22)

OTHER STATISTICS (PLAYER)

K-State player had 10+ assists
10 by Taryn Sides vs. Oral Roberts (12/18/23)

K-State player had 6+ assists
7 by Serena Sundell vs. Kansas (1/20/24)

K-State player had 10+ steals
10 by Jenny Coalson vs. Missouri (2/15/98)

K-State player had 6+ steals
6 by Jaelyn Glenn vs. Wyoming (3/21/23)

K-State player had 5+ blocks
5 by Ayoka Lee vs. Oklahoma (1/10/24)

3+ K-State players registered a double-double
Kayla Goth (20 pts, 10 assts)
Peyton Williams (18 pts, 12 rebs)
Kali Jones (10 pts, 10 rebs), vs. Lamar (12/5/18)

K-State player registered a triple-double
16 pts, 11 rebs, 12 asst
by Shalee Lehning, at Colorado (3/7/09)

Opponent player had 10+ assists
12, by Rori Harmon, Texas (3/4/23)

Opponent player had 10+ steals
14, by Heidi Caruso, Lafayette (12/5/92)

Opponent player had 5+ blocks
5, by Taiyanna Jackson, Kansas (2/12/22)

Opponent player registered a triple-double
21 pts, 10 rebs, 11 asst
by Sabrina Ionescu, Oregon (12/21/19)

OVERTIME

Won in overtime
79-76 (ot), vs. TCU (3/1/21)

Lost in overtime
90-86 (ot), at Oklahoma (3/1/23)

Won in double overtime
93-90 (2ot) at Missouri (2/22/04)

Lost in double overtime
74-62 (2ot), vs. West Virginia (3/2/22)

Played 3+ overtimes
79-89 (3ot), at Wyoming (WNIT Semifinals, 3/28/07)

MISCELLANEOUS (TEAM)

K-State had a 5+ game winning streak
13, Dec. 1, 2023 to current

K-State had a 10+ game winning streak
13, Dec. 1, 2023 to current

K-State had a 15+ game winning streak
17, Jan. 14, 1982 to March 20, 1982

NATIONAL RANKINGS

K-State defeated an AP ranked opponent
58-55, at (13) Baylor (1/22/24)

K-State defeated a top-5 ranked opponent
65-58, at (2) Iowa (11/16/23)

K-State was ranked among the AP top-25
No. 4 on Jan. 22, 2024

K-State was ranked among the Coaches top-25
No. 2 on Jan. 23, 2024

& - tied school record; * - school record
< - Bramlage Coliseum record
- Big 12 record
\$ - NCAA record

2023-24 MISCELLANEOUS STATS

	K-State	Opponents
3-second violations	5	1
5-second violations	1	1
10-second violations	-	-
Lane violations	3	1
Shot clock violations	6	16
4-point plays	-	1
Technical fouls (player)	-	-
Technical fouls (bench)	-	-
Flagrant foul	-	-
Points in the Paint	794	460
Points off Turnovers	336	207
Second Chance Points	241	158
Fast Break Points	157	97
Bench Points	473	247

LEADS AND DEFICITS

Largest Halftime Lead	34, vs. Southern (12/20/23)
Largest Halftime Lead Blown	-
Largest Halftime Deficit	9, at Baylor (1/22/24)
Largest Halftime	-
Deficit Overcome for Win	9, at Baylor (1/22/24)
Largest Lead	64, vs. McNeese State (12/6/23)
Largest Lead Blown	-
Largest Deficit	13, vs. Iowa (11/26/23) & at Baylor (1/22/24)
Largest Deficit Overcome for Win	13, at Baylor (1/22/24)

FTS IN LAST

5 MIN. & OT	19-20	20-21	21-22	22-23	23-24	CAREER
Serena Sundell	--	--	30-36	52-62	4-8	86-106
Ayoka Lee	17-24	17-18	24-29	--	8-8	66-78
Gabby Gregory	--	--	--	42-54	4-8	46-62
Brylee Glenn	--	--	19-23	12-18	4-4	35-45
Jaelyn Glenn	--	--	4-4	12-20	2-4	18-28
Eliza Maupin	--	--	--	6-15	5-8	11-23
Taryn Sides	--	--	--	--	6-8	6-8
Heavenly Greer	--	--	--	4-4	2-2	6-6
Zyanna Walker	--	--	--	--	4-6	4-6
Gisela Sanchez	--	--	--	--	5-5	5-5
Imani Lester	--	--	--	--	4-5	4-5
Mikayla Parks	--	--	--	2-2	-	2-2

CHARGES DRAWN

	19-20	20-21	21-22	22-23	23-24	CAREER
Ayoka Lee	1	8	4	--	1	14
Serena Sundell	--	--	3	5	-	8
Rebekah Dallinger	--	--	4	3	1	8
Brylee Glenn	--	--	1	-	1	2
Heavenly Greer	--	--	--	1	-	1

DOUBLE-FIGURE

SCORING	19-20	20-21	21-22	22-23	23-24	CAREER
Ayoka Lee	27	20	32	--	17	96
Gabby Gregory	18	22	1	29	7	77
Serena Sundell	--	--	19	26	12	57
Jaelyn Glenn	--	--	6	24	6	36
Brylee Glenn	--	--	10	17	4	31
Zyanna Walker	--	--	--	--	9	9
Eliza Maupin	--	--	--	6	1	7
Gisela Sanchez	--	--	--	1	--	3
Rebekah Dallinger	--	--	1	1	-	2
Taryn Sides	--	--	--	--	2	2
Heavenly Greer	--	0	--	1	-	1

DOUBLE-FIGURE

REBOUNDING	19-20	20-21	21-22	22-23	23-24	CAREER
Ayoka Lee	21	10	20	--	6	57
Jaelyn Glenn	--	--	1	3	-	4
Gabby Gregory	--	--	--	3	-	3
Taylor Lauterbach	--	2	0	-	-	2
Eliza Maupin	--	--	--	2	-	2
Serena Sundell	--	--	0	1	-	1

DOUBLE-FIGURE

ASSISTS	19-20	20-21	21-22	22-23	23-24	CAREER
Serena Sundell	--	--	2	1	-	3
Taryn Sides	--	--	--	--	1	1

DOUBLE-DOUBLES

	19-20	20-21	21-22	22-23	23-24	CAREER
Ayoka Lee	19	10	20	--	6	55
Gabby Gregory	1*	0	0	2	-	3
Jaelyn Glenn	--	--	--	3	-	3
Serena Sundell	--	--	1	1	-	2
Eliza Maupin	--	--	--	2	-	2

* - at Oklahoma

CONSECUTIVE GAME SCORING	19-20	20-21	21-22	22-23	23-24	CAREER
Ayoka Lee	29*	25*	33*	--	18*	105*
Brylee Glenn	--	--	32	35	16	67
Serena Sundell	--	--	23	36*	20*	65*
Jaelyn Glenn	--	--	10	35*	20*	56*
Gabby Gregory	30	24	6	35*	20*	54
Rebekah Dallinger	--	--	10	4*	2*	10
Zyanna Walker	--	--	--	2	15	15
Eliza Maupin	--	--	--	8	2*	8
Gisela Sanchez	--	--	3	--	13	13
Taryn Sides	--	--	--	--	5	5
Heavenly Greer	--	--	--	3	4	4
Ja Mia Harris	--	--	--	1	4	4
Mikayla Parks	--	--	--	2	-	2
Imani Lester	--	--	--	--	2	2

* - current

GAMES LEADING K-STATE IN...

SCORING	19-20	20-21	21-22	22-23	23-24	CAREER
Ayoka Lee	9	15	24	--	12	60
Gabby Gregory	--	--	--	22	3	25
Serena Sundell	--	--	7	9	6	22
Jaelyn Glenn	--	--	0	5	1	6
Brylee Glenn	--	--	3	1	-	4
Zyanna Walker	--	--	--	--	1	1
Eliza Maupin	--	--	--	0	1	1

REBOUNDING	19-20	20-21	21-22	22-23	23-24	CAREER
Ayoka Lee	15	16	30	--	10	71
Jaelyn Glenn	--	--	1	12	2	15
Gabby Gregory	--	--	--	10	2	12
Serena Sundell	--	--	1	8	3	12
Gisela Sanchez	--	--	--	--	4	4
Eliza Maupin	--	--	--	3	1	4
Brylee Glenn	--	--	--	1	-	1
Heavenly Greer	--	--	--	1	-	1
Taryn Sides	--	--	--	--	1	1

ASSISTS	19-20	20-21	21-22	22-23	23-24	CAREER
Serena Sundell	--	--	26	30	10	66
Gabby Gregory	--	--	--	2	6	8
Jaelyn Glenn	--	--	2	4	-	6
Taryn Sides	--	--	--	--	6	6
Rebekah Dallinger	--	--	2	1	-	3
Zyanna Walker	--	--	--	--	3	3
Ayoka Lee	0	1	0	--	-	1
Brylee Glenn	--	--	--	1	-	1
Gisela Sanchez	--	--	--	--	1	1

PTS BY CLASS	Fr.	So.	Jr.	Sr.
Presbyterian	15	6	26	22
at Little Rock	16	9	17	35
at (2/2) Iowa	20	4	12	29
Wisconsin	10	8	27	30
vs. Western Kentucky	15	5	34	23
vs. (18/17) North Carolina	7	15	21	20
vs. (5/6) Iowa	11	6	27	26
Jackson State	17	9	30	23
McNeese State	18	18	30	35
vs. Missouri	12	8	26	38
North Florida	10	8	16	45
Oral Roberts	23	15	24	40
Southern	21	8	26	29
at Cincinnati	21	6	16	23
Houston	21	0	19	32
at UCF	5	6	40	21
Oklahoma	13	2	27	32
(10/10) Texas	11	0	26	24
Kansas	16	12	37	4
at (13/13) Baylor	2	16	24	16
Totals	284	161	505	547
Per Game	14.2	8.1	25.3	27.4

HOW MANY TIMES A K-STATE PLAYER...

Scored 30 or more Points

Ayoka Lee (2)	
<i>Top efforts of each player in this category:</i>	
Ayoka Lee, vs. North Florida (12/16/23)	36
Ayoka Lee, at Little Rock (11/11/23)	32

Scored 20 or more Points

Ayoka Lee (7), Serena Sundell (2)	
<i>Top efforts of each player in this category:</i>	
Ayoka Lee, vs. Missouri (12/9/23)	28
Serena Sundell, at UCF (1/6/24)	22

Scored 15 or more Points

Ayoka Lee (4), Gabby Gregory (4), Serena Sundell (4), Gisela Sanchez (1), Jaelyn Glenn (1), Zyanna Walker (1), Eliza Maupin	
<i>Top efforts of each player in this category:</i>	
Ayoka Lee, vs. Oklahoma (1/10/24)	19
Serena Sundell, vs. Iowa (11/26/23)	18
Gabby Gregory, at Cincinnati (12/30/23)	17
Jaelyn Glenn, at UCF (1/6/24)	16
Eliza Maupin, at Baylor (1/22/24)	16
Gisela Sanchez, vs. North Carolina (11/25/23)	15
Zyanna Walker, vs. Kansas (1/20/24)	15

Grabbed 15 or more Rebounds

Ayoka Lee (1)	
<i>Top efforts of each player in this category:</i>	
Ayoka Lee, vs. Oral Roberts (12/18/23)	21

Grabbed 10 or more Rebounds

Ayoka Lee (6), Gisela Sanchez (1)	
<i>Top efforts of each player in this category:</i>	
Ayoka Lee, vs. Oral Roberts (12/18/23)	21
Gisela Sanchez, vs. Iowa (11/26/23)	10

Dished out 10 or more Assists

Taryn Sides (1)	
<i>Top efforts of each player in this category:</i>	
Taryn Sides, vs. Oral Roberts (12/18/23)	10

Recorded 5 or more Steals

Brylee Glenn (1)	
<i>Top efforts of each player in this category:</i>	
Brylee Glenn, vs. McNeese State (12/6/23)	5

Blocked 3 or more Shots

Ayoka Lee (8), Serena Sundell (2), Gisela Sanchez (1), Imani Lester (1), Gabby Gregory (1)	
<i>Top efforts of each player in this category:</i>	
Ayoka Lee, at UCF (1/6/24)	7
Gisela Sanchez, vs. McNeese State (12/6/23)	4
Gabby Gregory, vs. Oklahoma (1/10/24)	4
Serena Sundell, twice	3
Imani Lester, vs. McNeese State (12/6/23)	3

HOW K-STATE SCORED FIRST POINTS

	Times.....	Record
Jump Shot.....	-	-
3-Pointer.....	5	4-1
Layup.....	15	15-0
Free Throw.....	-	-

QUARTER HIGHS & LOWS

Most First Quarter Points K-State 23, vs. Jackson State (12/1/23) Opp. 27, Iowa (11/26/23)	Most Second Quarter Points K-State 30, vs. ORU (12/18/23) Opp. 20, Baylor (1/22/24)	Most First Half Points K-State 49, twice Opp. 39, twice	Most Third Quarter Points K-State 36, vs. Missouri (12/9/23) Opp. 24, Iowa (11/26/23)	Most Fourth Quarter Points K-State 27, vs. Oklahoma (1/10/24) Opp. 23, Wisconsin (11/19/23)	Most Second Half Points K-State 55, vs. McNeese St. (12/6/23) Opp. 38, Iowa (11/26/23)
Fewest First Quarter Points K-State 11, at Cincinnati (12/30/23) Opp. 4, McNeese St. (12/6/23)	Fewest Second Quarter Points K-State 12, vs. Presbyterian (11/6/23) Opp. 3, Cincinnati (12/30/23)	Fewest First Half Points K-State 28, vs. Presbyterian (11/6/23) Opp. 14, Cincinnati (12/30/23)	Fewest Third Quarter Points K-State 10, vs. Oklahoma (1/10/24) Opp. 4, Jackson State (12/1/23)	Fewest Fourth Quarter Points K-State 11, at Little Rock (11/11/23) Opp. 5, twice	Fewest Second Half Points K-State 30, at UCF (1/6/24) Opp. 14, Houston (1/3/24)

2023-24 INDIVIDUAL SEASON-HIGHS

KANSAS STATE	CATEGORY	OPPONENT
36, Ayoka Lee, vs. North Florida (12/16/23)	Points	32, Caitlin Clark, Iowa (11/26/23)
15, Ayoka Lee, vs. North Florida (12/16/23)	Field Goals Made	11, Acacia Hayes, Western Kentucky (11/24/23)
17, Ayoka Lee, twice	Field Goals Attempted	32, Caitlin Clark, Iowa (11/16/23)
1.000 (5-5), Zyanna Walker, vs. Presbyterian (11/6/23)	FG Pct. (min. 5 made)	.733 (11-15), Acacia Hayes, Western Kentucky (11/24/23)
1.000 (7-7), Jaelyn Glenn, at UCF (1/6/24)		
1.000 (6-6), Eliza Maupin, at Baylor (1/22/24)		
3, Zyanna Walker, vs. Presbyterian (11/6/23)	3-Pt. FG Made	7, Caitlin Clark, Iowa (11/26/23)
3, Gabby Gregory, five times		
3, Jaelyn Glenn, vs. Jackson State (12/1/23)		
9, Gabby Gregory, vs. Missouri (12/9/23)	3-Pt. FG Att.	16, Caitlin Clark, Iowa, twice
.600, Jaelyn Glenn, vs. Wisconsin (11/19/23)	3-Pt. FG Pct. (min. 5 attempts)	.500, Nevaeh Tot, Oklahoma (1/10/24)
.600, Gabby Gregory, vs. Oklahoma (1/10/24)		
7, Serena Sundell, vs. North Carolina (11/25/23)	Free Throws Made	7, Serah Williams, Wisconsin (11/19/23) 7, Acacia Hayes, Western Kentucky (11/24/23) 7, Madison Booker, Texas (1/13/24)
10, Serena Sundell, vs. North Carolina (11/25/23)	Free Throws Attempted	10, Serah Williams, Wisconsin (11/19/23)
1.000, Ayoka Lee, twice	Free Throw Pct. (min. 5 attempts)	1.000 (6-6), Taleyah Jones, Oral Roberts (12/18/23) 1.000 (7-7), Madison Booker, Texas (1/13/24)
8, Ayoka Lee, vs. Houston (1/3/24)	Offensive Rebounds	5, two tied
15, Ayoka Lee, vs. Oral Roberts (12/18/23)	Defensive Rebounds	9, Holly Kersgieter, Kansas (1/20/24)
21%, Ayoka Lee, vs. Oral Roberts (12/18/23)	Rebounds	11, two tied
10, Taryn Sides, vs. Oral Roberts (12/18/23)	Assists	6, four tied
8, Serena Sundell, at Baylor (1/22/24)	Turnovers	7, Laila Blair, Houston (1/3/24)
7, Ayoka Lee, at UCF (1/6/24)	Blocked Shots	3, Serah Williams, Wisconsin (11/19/23) 3, Angel Jackson, Jackson State (12/1/23) 3, Payton Verhulst, Oklahoma (1/10/24)
5, Brylee Glenn, vs. McNeese State (12/6/23)	Steals	5, Acacia Hayes, Western Kentucky (11/24/23) 5, Deja Kelly, North Carolina (11/25/23)
40:00, Jaelyn Glenn, at Baylor (1/22/24)	Minutes Played	40:00, Shay Holle, Texas (1/13/24)

* - school record | % - Bramlage Coliseum record | # - Big 12 record | \$ - NCAA record

2023-24 TEAM SUPERLATIVES

K-STATE HIGH	K-STATE LOW	CATEGORY	OPPONENT HIGH	OPPONENT LOW
102, vs. Oral Roberts (12/18/23)	58, at Baylor (1/22/24)	Points	77, Iowa (11/26/23)	35, Presbyterian (11/6/23)
40, twice	20, vs. North Carolina (11/25/23)	Field Goals	27, Iowa (11/26/23)	11, Cincinnati (12/30/23)
81, vs. Oral Roberts (12/18/23)	46, vs. North Carolina (11/25/23)	Field Goals Attempted	70, Oklahoma (1/10/24)	43, North Florida (12/16/23)
.567, vs. Southern (12/20/23)	.394, at Iowa (11/16/23)	FG Pct.	.465, North Florida (12/16/23)	.200, Cincinnati (12/30/23)
11, vs. Wisconsin (11/19/23)	3, at Little Rock (11/11/23)	3-Pt. FG Made	12, Iowa (11/26/23)	0, Jackson State (12/1/23)
33, vs. Missouri (12/9/23)	14, vs. Texas (1/13/24)	3-Pt. FG Att.	32, Iowa (11/26/23)	8, Jackson State (12/1/23)
.444 vs. Southern (12/20/23)	.143, at Little Rock (11/11/23)	3-Pt. FG Pct.	.444, Southern (12/20/23)	.000, Jackson State (12/1/23)
18, three times	3, at UCF (1/6/24)	Free Throws	18, Cincinnati (12/30/23)	3, Presbyterian (11/6/23)
24, twice	5, at UCF (1/6/24)	Free Throws Attempted	24, Cincinnati (12/30/23)	4, Presbyterian (11/6/23)
1.000, vs. Texas (1/13/24)	.364, vs. Iowa (11/26/23)	Free Throw Pct.	.857, twice	.500, McNeese State (12/6/23)
24, vs. Oral Roberts (12/18/23)	4, twice	Offensive Rebounds	18, Jackson State (12/1/23)	5, Wisconsin (11/19/23) & North Florida (12/16/23)
42, vs. McNeese State (12/6/23)	24, twice	Defensive Rebounds	36, Oklahoma (1/10/24)	16, twice
61, vs. Oral Roberts (12/18/23)	29, at UCF (1/6/24)	Rebounds	49, Oklahoma (1/10/24)	22, North Florida (12/16/23)
24, vs. Western Kentucky (11/24/23)	8, vs. Houston (1/3/24)	Fouls	22, North Carolina (11/25/23)	8, Wisconsin (11/19/23)
29, vs. McNeese State (12/6/23)	12, vs. North Carolina (11/25/23)	Assists	14, Wisconsin (11/19/23)	2, Cincinnati (12/30/23)
21, vs. North Carolina (11/25/23)	8, vs. Oklahoma (1/10/24)	Turnovers	25, Houston (1/3/24)	6, Iowa (11/26/23)
12, twice	2, twice	Blocked Shots	6, Jackson State (12/1/23)	0, Little Rock (11/11/23)
18, vs. Presbyterian (11/6/23)	2, vs. North Carolina (11/25/23)	Steals	15, Baylor (1/22/24)	2, Little Rock (11/11/23)
.778 (4Q), vs. Texas (1/13/24)	.286, twice	FG Pct. in a Qtr	.700 (2Q), Baylor (1/22/24)	.063 (2Q), Cincinnati (12/30/23)
.636 (2H), vs. McNeese State (12/6/23)	.310 (1H), at Cincinnati (12/30/23)	FG Pct. in a Half	.524 (1H), North Florida (12/16/23)	.147 (2H), Jackson State (12/1/23)
.750 (2H), vs. Presbyterian (11/6/23)	.091, twice	3-Pt. FG Pct. in a Half	.600 (1H), North Florida (12/16/23)	.000, nine times
1.000, six times	.200 (1H), vs. Iowa (11/26/23)	FT Pct. in a Half	1.000, twice	.000, North Florida (12/16/23)

* - school record | % - Bramlage Coliseum record

K-STATE CAREER LISTS

CAREER POINTS

1. Kendra Wecker (2001-05).....	2,333
2. Nicole Ohlde (2000-04).....	2,241
3. Brittany Chambers (2009-13).....	2,156
4. Ayoka Lee (2018-present).....	2,017
5. Ashley Sweat (2006-10).....	1,805
6. Laurie Koehn (2001-05).....	1,733
7. Diana Miller (1987-91).....	1,705
8. Eileen Feeney (1976-80).....	1,670
Nadira Hazim (1987-91).....	1,670
10. Peyton Williams (2016-20).....	1,553
11. Breanna Lewis (2013-17).....	1,552
12. Tammie Romstad (1978-82).....	1,548
13. Brit Jacobson (1994-98).....	1,519
14. Shanele Stires (1992-95).....	1,344
15. Kimberly Dietz (2004-08).....	1,321
16. Gayla Williams (1977-81).....	1,320
17. Angie Finkes (1996-00).....	1,314
18. Marlies Gipson (2005-09).....	1,313
19. Megan Mahoney (2001-05).....	1,307
20. Kindred Wesemann (2013-17).....	1,295
21. Cassandra Jones (1982-86).....	1,271
22. Kayla Goth (2015-19).....	1,253
23. Jalana Childs (2008-12).....	1,237
24. Claire Coggins (2003-07).....	1,236
25. Janet Reusser (1972-76).....	1,227
26. Shalee Lehning (2005-09).....	1,189
27. Angie Bonner (1981-84).....	1,170
28. Priscilla Gary (1981-83).....	1,169
29. Jan Laughlin (1971-75).....	1,165
30. Marsha Poppe (1973-77).....	1,152
31. Andria Jones (1993-97).....	1,126
32. Kim Price (1978-83).....	1,120
33. Carlisa Thomas (1983-87).....	1,116
34. Kristin Rethman (1998-02).....	1,099
35. Nicky Ramage (1996-00).....	1,096
36. Mary Jo Miller (1988-92).....	1,091
37. Serena Sundell (2021-present).....	1,073
38. Sue Leiding (1983-87).....	1,071
39. Kim Woodlee (1997-2001).....	1,058
40. Laurie Miller (1975-79).....	1,053
41. LeAnn Wilcox (1976-80).....	1,049
42. Rachel Ranke (2017-22).....	1,037
43. Susie Norton (1972-76).....	1,036
44. Kristie Bahner (1987-91).....	1,017
45. Susan Green (1984-87).....	1,001

On the verge:

Gabby Gregory (2022-present)..... 830

CAREER POINTS/GAME

1. Ayoka Lee (2018-present).....	19.2
2. Priscilla Gary (1981-83).....	18.3
3. Kendra Wecker (2001-05).....	18.2
4. Nicole Ohlde (2000-04).....	17.8
5. Shanele Stires (1992-95).....	16.6
6. Brittany Chambers (2009-13).....	16.0
7. Tammie Romstad (1978-82).....	15.2
8. Gabby Gregory (2022-present).....	15.1

CAREER ASSISTS

1. Shalee Lehning (2005-09).....	800*
2. Megan Mahoney (2001-05).....	589
3. Mary Jo Miller (1988-92).....	562
4. Kayla Goth (2015-19).....	540
5. Serena Sundell (2021-present).....	456
6. Mariah White (2009-13).....	455
7. Shaelyn Martin (2014-18).....	423
8. Carlisa Thomas (1983-87).....	398
9. Kendra Wecker (2001-05).....	379
Cassandra Jones (1982-86).....	379
11. Nicole Ohlde (2000-04).....	367
12. Brittany Chambers (2009-13).....	363
13. Kindred Wesemann (2013-17).....	329
14. Betsy Sloan (1979-83).....	322
15. Kimberly Dietz (2004-08).....	306
16. Kristin Rethman (1998-02).....	294
17. Nadira Hazim (1987-91).....	278
18. Jenny Coalson (1995-00).....	277
19. Brit Jacobson (1994-98).....	276
20. Susan Green (1983-87).....	275
21. Gayla Williams (1979-81).....	249
22. Chelsea Domenico (2001-05).....	240
23. Diana Miller (1987-91).....	236
24. Emilee Ebert (2019-23).....	236
25. Kim Woodlee (1997-01).....	233

CAREER REBOUNDS

1. Kendra Wecker (2001-05).....	1,087
2. Ayoka Lee (2018-present).....	1,034
3. Nicole Ohlde (2000-04).....	995
4. Peyton Williams (2016-20).....	967
5. Carlisa Thomas (1984-87).....	923
6. Shalee Lehning (2005-09).....	914
7. Breanna Lewis (2013-17).....	865
8. Brittany Chambers (2009-13).....	862
9. Marlies Gipson (2005-09).....	811
10. Megan Mahoney (2001-05).....	804
11. Eileen Feeney (1976-80).....	783
12. Shaelyn Martin (2014-18).....	782
13. Tammie Romstad (1978-82).....	779
14. Diana Miller (1987-91).....	747
15. Laurie Miller (1975-79).....	726
16. Shanele Stires (1992-95).....	701
17. Kristie Bahner (1987-91).....	698
18. Angie Finkes (1997-00).....	627
19. Ashley Sweat (2006-10).....	604
20. Kim Price (1978-83).....	585
21. Leah Honeycutt (1989-93).....	580
22. Marsha Poppe (1973-77).....	579
23. Nicky Ramage (1997-00).....	561
24. Nadira Hazim (1988-91).....	554
25. Angie Bonner (1981-84).....	540
26. Brit Jacobson (1995-98).....	539
Branshea Brown (2008-12).....	539
28. Beth Boggs (1976-79).....	530
29. Andria Jones (1994-97).....	515
30. Margo Jones (1975-78).....	513

CAREER REBOUNDS/GAME

1. Ayoka Lee (2018-present).....	9.8
2. Shanele Stires (1992-95).....	8.7
3. Kendra Wecker (2001-05).....	8.5
4. Carlisa Thomas (1984-87).....	8.1
5. Marsha Poppe (1974-77).....	8.0
6. Nicole Ohlde (2000-04).....	7.9
7. Jan Laughlin (1972-75).....	7.7
8. Peyton Williams (2016-20).....	7.6
9. Tammie Romstad (1979-82).....	7.3
10. Andria Jones (1994-97).....	7.1
Marlies Gipson (2005-09).....	7.1

CAREER BLOCKS

1. Ayoka Lee (2018-present).....	284
2. Breanna Lewis (2013-17).....	282
3. Marlies Gipson (2005-09).....	257
4. Nicole Ohlde (2000-04).....	204
5. Shana Wheeler (2004-08).....	146
6. Peyton Williams (2016-20).....	119
7. Brie Madden (2001-05).....	104
8. Olga Firsova (1998-00).....	100
9. Jessica Sheble (2013-17).....	77
10. Branshea Brown (2008-12).....	76

CAREER STEALS

1. Cassandra Jones (1982-86).....	382
2. Carlisa Thomas (1983-87).....	340
3. Mary Jo Miller (1988-92).....	288
4. Nadira Hazim (1987-91).....	260
5. Shalee Lehning (2005-09).....	235
6. Kendra Wecker (2001-05).....	227
7. Brit Jacobson (1994-98).....	219
8. Shaelyn Martin (2014-18).....	212
9. Mariah White (2009-13).....	209
10. Ashia Woods (2011-15).....	193
Kindred Wesemann (2013-17).....	193

On the verge:

Jaelyn Glenn (2021-present)..... 174

CAREER STEALS/GAME

1. Cassandra Jones (1982-86).....	3.50 (382 stls)
2. Carlisa Thomas (1983-87).....	2.51 (340 stls)
3. Mary Jo Miller (1988-92).....	2.55 (288 stls)
4. Nadira Hazim (1987-91).....	2.32 (260 stls)
5. Jaelyn Glenn (2021-present).....	1.98 (174 stls)
6. Brit Jacobson (1994-98).....	1.96 (219 stls)
7. Shalee Lehning (2005-09).....	1.81 (235 stls)
8. Kendra Wecker (2001-05).....	1.77 (227 stls)
Ashia Woods (2011-15).....	1.77 (193 stls)
9. Mariah White (2009-13).....	1.62 (209 stls)
10. Shaelyn Martin (2014-18).....	1.62 (212 stls)

CAREER FGs MADE

1. Kendra Wecker (2001-05).....	935
2. Nicole Ohlde (2000-04).....	882
3. Ayoka Lee (2018-present).....	814
4. Eileen Feeney (1976-80).....	758
5. Brittany Chambers (2009-13).....	751
6. Breanna Lewis (2013-17).....	666
7. Diana Miller (1987-91).....	657
8. Nadira Hazim (1987-91).....	655
Tammie Romstad (1978-82).....	655
10. Ashley Sweat (2006-10).....	637
11. Peyton Williams (2016-20).....	585
12. Laurie Koehn (2001-05).....	574
13. Marlies Gipson (2005-09).....	568
14. Brit Jacobson (1994-98).....	562
15. Angie Finkes (1996-00).....	539

CAREER FG PCT. (MIN. 350 ATTEMPTS)

1. Tina Dixon (1982-84).....	.607 (242-399)
2. Ayoka Lee (2018-present).....	.595 (814-1368)
3. Angie Bonner (1981-84).....	.593 (422-712)
4. Priscilla Gary (1981-83).....	.558 (497-890)
5. Nicole Ohlde (2000-04).....	.557 (882-1584)
6. Jennifer Jones (1982-85).....	.551 (411-746)
7. Nicky Ramage (1996-00).....	.540 (422-781)
8. Tammie Romstad (1978-82).....	.529 (655-1237)
9. Kristie Bahner (1987-91).....	.524 (369-704)
10. Breanna Lewis (2013-17).....	.524 (666-1271)

CAREER FTs MADE

1. Nicole Ohlde (2000-04).....	476
2. Ashley Sweat (2006-10).....	421
3. Ayoka Lee (2018-present).....	388
4. Brit Jacobson (1994-98).....	348
5. Nadira Hazim (1987-91).....	334
6. Peyton Williams (2016-20).....	333
7. Mary Jo Miller (1988-92).....	327
8. Angie Bonner (1982-84).....	326
9. Kendra Wecker (2001-05).....	310
10. Brittany Chambers (2009-13).....	304

CAREER FTs ATTEMPTED

1. Nicole Ohlde (2000-04).....	707
2. Ashley Sweat (2006-10).....	545
3. Brit Jacobson (1994-98).....	541
4. Ayoka Lee (2018-present).....	512
5. Mary Jo Miller (1988-92).....	497
6. Angie Bonner (1982-84).....	469
7. Nadira Hazim (1987-91).....	466
8. Shalee Lehning (2005-09).....	440
9. Sue Leiding (1983-87).....	437
10. Marsha Poppe (1973-77).....	427

CAREER 3-PT FGs MADE

1. Laurie Koehn (2001-05).....	392
2. Brittany Chambers (2009-13).....	350
3. Kim Woodlee (1997-01).....	285
4. Kristin Rethman (1998-02).....	266
5. Kindred Wesemann (2013-17).....	264
6. Kimberly Dietz (2004-08).....	230
7. Rachel Ranke (2017-22).....	230
8. Claire Coggins (2003-07).....	185
9. Missy Decker (1993-97).....	176
10. Christianna Carr (2018-21).....	166

On the verge:

Jaelyn Glenn (2021-present)..... 137

CAREER 3-PT FGs ATTEMPTED

1. Brittany Chambers (2009-13).....	974
2. Laurie Koehn (2001-05).....	942
3. Kindred Wesemann (2013-17).....	764
4. Kim Woodlee (1997-01).....	682
5. Kimberly Dietz (2004-08).....	679
6. Kristin Rethman (1998-02).....	609
7. Bri Craig (2012-16).....	607
8. Rachel Ranke (2017-22).....	543
9. Claire Coggins (2003-07).....	534
10. Missy Decker (1993-97).....	461

On the verge:

Jaelyn Glenn (2021-present)..... 412
Gabby Gregory (2022-present)..... 364

K-STATE PROGRAM INFORMATION

Seasons.....	56th (First Year: 1968-69)
Total Games.....	1,693 (1,036-657, 612)
Big 12 Games.....	464 (227-237, 489)
Big 12 Championships.....	2 (2003-04 and 2007-08)
NCAA Tournament Appearances.....	17 (Last in 2022)
NCAA Tournament Games (Record).....	31 (14-17, 452)
WNIT Tournament Appearances.....	7 (Last in 2023)
WNIT Tournament Games (Record).....	24 (18-6, 750)
20-Win Seasons.....	26 (Last: 2021-22)
Overtime Games.....	59 (29-30, 492)
Double Overtime Games.....	7 (3-4, 429)
Triple Overtime Games.....	1 (0-1, 000)
100-Point Games.....	28 (28-0, 1,000)
Bramlage Coliseum Games.....	545 (391-154, 717)

Wins

First Win.....	38-25 vs. Bethel (1968)
100th Win.....	80-37 vs. Kansas (1/24/75)
200th Win.....	64-62 at Missouri (2/6/79)
300th Win.....	78-68 at Kansas (2/23/83)
400th Win.....	73-54 at Missouri State (12/19/89)
500th Win.....	80-67* vs. Oklahoma (1/21/96)
600th Win.....	82-68 vs. Arkansas (3/17/02)
700th Win +.....	77-63 vs. Nebraska (3/24/06)
800th Win %.....	69-64 at Nebraska (2/19/11)
900th Win !.....	62-49 vs. UT-Arlington (12/7/16)
1,000th Win.....	77-63, vs. Wisconsin [Milwaukee, Wis.] (11/11/22)
1st Big Eight Win.....	62-53 vs. Nebraska (1/16/76)
1st Big 12 Win.....	68-67 vs. Texas (1/11/97)
50th Big 12 Win.....	88-49 at Kansas (1/8/03)
100th Big 12 Win.....	45-42 at Iowa State (2/13/08)
150th Big 12 Win.....	52-51 vs. Oklahoma State (1/28/15)
200th Big 12 Win.....	60-51 vs. Iowa State (2/26/20)

* - win later forfeited by institution; + - 2006 Postseason WNIT quarterfinals; % - 13th women's team in NCAA Division I history to reach 800 wins; ! - 20th women's team in NCAA Division I history to reach 900 wins

2023-24 K-STATE GAME BOX SCORES

GAME 1 Presbyterian (rv/rv) Kansas State 35 69
November 6, 2023 | Manhattan, Kan.

No.	N A M E	FG	3FG	FT	RB	PF	TP	A	MIN	
22	Nuria Cunill	f	3-6	0-0	0-0	2-13	2	6	4	20
34	Bryanna Brady	c	1-2	0-0	1-2	0-0-0	4	3	0	19
04	Tilda Sjoqvist	g	1-1	0-2	2-2	0-4-4	0	4	4	31
05	Christina Kline	g	2-5	2-4	0-0	2-5-7	3	6	2	26
35	Aubrie Kierscht	g	4-10	2-5	0-0	0-2-2	2	10	0	29
00	Dennaye Hinds	g	0-0	0-0	0-0	0-1-1	2	0	0	7
01	Natalie Herrin	g	0-2	0-0	0-0	0-1-1	0	0	0	7
02	Laila Grant	g	0-5	0-3	0-0	0-0-0	0	0	0	16
03	Ashley Carrillo	g	2-4	0-0	0-0	1-3-4	1	4	1	22
11	Sonia Sato	g	0-1	0-1	0-0	0-2-2	1	0	0	8
15	Paige Kindseth	g	0-0	0-0	0-0	0-0-0	0	0	0	4
20	Dagne Apsite	g	0-0	0-0	0-0	0-0-0	0	0	0	3
23	Laney Scoggins	g	1-1	0-0	0-0	1-1-2	2	2	0	8
TEAM	Totals		14-47	4-15	3-4	9-22-31	17	35	11	200

	1st Q	2nd Q	3rd Q	4th Q	Game
Field Goals	.273	.333	.313	.286	.298
Three-Point FG	.500	.000	.250	.200	.267
Free Throws	.500	1.000	.000	.000	.750
Blocks: 2 (Brady, 2); Steals: 5 (Kline, 2; Sjoqvist; Kierscht; Apsite)					

No.	N A M E	FG	3FG	FT	RB	PF	TP	A	MIN	
50	Ayoka Lee	c	5-11	0-0	4-6	3-4-7	0	14	2	23
03	Jaelyn Glenn	g	3-6	2-4	3-4	2-4-6	0	11	1	29
04	Serena Sundell	g	2-6	0-1	1-2	0-4-4	1	5	6	30
05	Brylee Glenn	g	3-6	0-2	0-0	0-0-0	1	6	2	15
12	Gabby Gregory	g	2-6	2-5	0-0	1-1-2	0	6	3	25
01	Zyanna Walker	g	5-5	3-3	0-0	0-1-1	2	13	2	12
02	Ja'Mia Harris	g	0-0	0-0	0-0	0-1-1	0	0	0	6
11	Taryn Sides	g	0-5	0-3	0-0	0-4-4	5	0	1	16
14	Rebekah Dallinger	g	1-2	0-0	0-0	0-0-0	1	2	0	4
15	Heavenly Greer	g	1-1	0-0	2-2	1-0-1	0	4	0	7
21	Eliza Maupin	g	0-1	0-0	0-0	0-1-1	0	0	0	6
30	Gisela Sanchez	g	3-8	0-1	0-0	3-4-4	0	6	0	21
32	Imani Lester	g	1-2	0-0	0-0	1-1-2	0	2	0	6
TEAM	Totals		26-59	7-19	10-14	12-24-36	10	69	17	200

	1st Q	2nd Q	3rd Q	4th Q	Game
Field Goals	.333	.313	.667	.538	.441
Three-Point FG	.000	.250	1.000	.600	.368
Free Throws	1.000	.500	.500	.750	.714
Blocks: 11 (Lee, 3; Sundell, 3; J. Glenn; Sanchez; Lester; Sides; Greer); Steals: 18 (J. Glenn, 4; B. Glenn, 4; Sundell, 3; Lee, 2; Gregory, 2; Sides; Harris; Dallinger)					

Officials: Missy Brooks, Chaney Muench, Nick Marshall
Technical Fouls: Presbyterian - None; Kansas State-None | Attendance: 2868

Score by Periods	1st	2nd	3rd	4th	Total
Presbyterian	9	6	11	9	35
Kansas State	16	12	21	20	69

GAME 2 (rv/rv) Kansas State 77 39
November 11, 2023 | Little Rock, Ark.

No.	N A M E	FG	3FG	FT	RB	PF	TP	A	MIN	
50	Ayoka Lee	c	13-16	0-0	6-8	5-10	0	32	1	22
3	Jaelyn Glenn	g	2-5	0-3	0-0	0-2-2	4	4	2	15
4	Serena Sundell	g	2-2	0-0	0-0	1-2-3	0	4	4	26
5	Brylee Glenn	g	2-4	1-2	0-0	0-1-1	1	5	0	18
12	Gabby Gregory	g	1-8	1-5	0-0	3-4-7	3	2	2	25
01	Zyanna Walker	g	3-6	0-2	4-4	0-6-6	2	10	1	19
2	Ja'Mia Harris	g	0-3	0-2	0-0	0-1-1	2	0	0	8
11	Taryn Sides	g	1-5	1-4	2-2	0-2-2	2	5	7	18
14	Rebekah Dallinger	g	0-0	0-0	0-0	0-0-0	0	0	0	6
15	Heavenly Greer	g	1-4	0-0	2-4	3-3-6	3	4	0	13
21	Eliza Maupin	g	1-1	0-0	0-0	0-2-2	1	2	1	11
30	Gisela Sanchez	g	2-5	0-3	3-4	0-1-1	0	7	0	14
32	Imani Lester	g	0-2	0-0	1-2	0-2-2	0	1	0	5
TEAM	Totals		28-61	3-21	18-24	14-33-47	17	77	18	200

	1st Q	2nd Q	3rd Q	4th Q	Game
Field Goals	.500	.611	.286	.385	.459
Three-Point FG	.000	.333	.000	.200	.143
Free Throws	.625	.500	.857	.000	.750
Blocks: 5 (Lee, 2; J. Glenn; Walker; Maupin); Steals: 5 (J. Glenn, 2; Gregory; Sanchez; Walker)					

No.	N A M E	FG	3FG	FT	RB	PF	TP	A	MIN	
5	Jordan Holman	f	3-8	3-4	4-4	0-2-2	3	13	0	30
11	Faith Lee	f	5-10	0-0	5-7	1-4-5	5	15	0	26
24	Camryn James	c	1-7	0-0	0-0	1-5-6	2	2	0	23
3	Jayla Brooks	g	0-5	0-3	0-0	1-2-3	5	0	4	35
10	Lamarye Williams	g	1-7	0-0	1-2	0-2-2	2	3	2	37
0	Lailani Wimbish-Gay	g	0-3	0-1	0-0	0-1-1	1	0	0	10
1	Mira Hanna	g	1-2	0-0	0-0	1-3-4	2	2	1	12
4	Sha'Nequa Henry	g	2-6	0-2	0-0	2-0-2	0	4	0	21
22	Mesi Triplett	g	0-3	0-0	0-0	0-0-0	0	0	0	5
23	Annamarie Batista	g	0-0	0-0	0-0	0-0-0	0	0	0	1
TEAM	Totals		13-51	3-10	10-13	6-22-28	20	39	7	200

	1st Q	2nd Q	3rd Q	4th Q	Game
Field Goals	.300	.200	.417	.143	.255
Three-Point FG	.000	.333	.333	.250	.300
Free Throws	.750	.000	.778	.000	.769
Blocks: -; Steals: 2 (Holman; Williams)					

Officials: Kylie Galloway, Molly Caldwell, Maria Gearhart
Technical Fouls: Kansas State-None; Little Rock-None | Attendance: 756

Score by Periods	1st	2nd	3rd	4th	Total
Kansas State	21	25	20	11	77
Little Rock	9	7	18	5	39

GAME 3 (rv/rv) Kansas State 65 58
(2/2) Iowa November 16, 2023 | Iowa City, Iowa

No.	N A M E	FG	3FG	FT	RB	PF	TP	A	MIN	
50	Ayoka Lee	c	9-14	0-0	4-4	4-8-12	3	22	0	28
03	Jaelyn Glenn	g	1-3	1-1	0-2	0-3-3	4	3	1	23
04	Serena Sundell	g	3-10	1-5	0-0	2-3-5	2	7	3	40
05	Brylee Glenn	g	1-3	0-1	0-0	0-0-0	2	2	1	10
12	Gabby Gregory	g	3-12	1-6	0-3	0-0-0	1	7	2	31
01	Zyanna Walker	g	5-10	1-2	1-1	1-2-3	2	12	2	28
11	Taryn Sides	g	2-6	2-5	1-2	1-5-6	2	8	3	24
30	Gisela Sanchez	g	2-8	0-3	0-0	2-3-5	4	4	2	16
TEAM	Totals		26-66	6-23	7-12	11-27-38	20	65	14	200

	1st Q	2nd Q	3rd Q	4th Q	Game
Field Goals	.294	.353	.375	.563	.394
Three-Point FG	.375	.400	.000	.200	.261
Free Throws	.000	1.000	1.000	.444	.583
Blocks: 3 (Lee, 2; Sundell); Steals: 6 (Sundell, 3; Lee; J. Glenn; Sanchez)					

No.	N A M E	FG	3FG	FT	RB	PF	TP	A	MIN	
45	Hannah Stuelke	f	4-6	0-0	1-1	3-8-11	1	9	1	33
03	Sydney Affolter	g	2-5	0-1	1-3	2-2-4	3	5	1	27
20	Kate Martin	g	0-3	0-2	0-0	3-5-8	4	0	1	21
22	Caitlin Clark	g	9-32	2-16	4-5	0-6-6	0	24	3	37
24	Gabbie Marshall	g	1-4	0-1	0-0	1-2-3	2	2	3	24
01	Molly Davis	g	3-3	0-0	4-5	0-1-1	0	10	0	22
04	Kylie Fueserbach	g	0-2	0-1	0-0	0-0-0	0	0	0	5
40	Sharon Goodman	g	2-3	0-0	2-4	4-4-8	0	6	0	19
44	Addison O'Grady	g	1-3	0-0	0-0	1-3-4	2	2	0	12
TEAM	Totals		22-61	2-21	12-18	15-32-47	12	58	9	200

	1st Q	2nd Q	3rd Q	4th Q	Game
Field Goals	.250	.421	.400	.375	.361
Three-Point FG	.000	.200	.250	.000	.095
Free Throws	.714	.000	.833	.500	.667
Blocks: 4 (Martin, 2; Affolter; O'Grady); Steals: 5 (Affolter, 2; Marshall; Goodman; O'Grady)					

Officials: Felicia Grinter, Jesse Dickerson, Tim Daley
Technical Fouls: Kansas State-None; Iowa-None | Attendance: 14,998

Score by Periods	1st	2nd	3rd	4th	Total
Kansas State	13	16	13	23	65
Iowa	13	17	14	14	58

GAME 4 Wisconsin (rv/rv) Kansas State 57 75
November 19, 2023 | Manhattan, Kan.

No.	N A M E	FG	3FG	FT	RB	PF	TP	A	MIN	
25	Serah Williams	f	7-15	1-3	7-10	1-8-9	1	22	0	29
03	Brooke Schrammek	g	5-12	1-4	0-0	0-8-8	1	11	2	32
13	Ronnie Porter	g	6-14	0-3	3-3	1-3-4	0	15	6	35
15	Sania Copeland	g	2-5	1-4	0-0	0-1-1	0	5	2	30
24	Natalie Leuzinger	g	0-3	0-3	0-0	2-2-4	3	0	3	29
05	Leena Patibandla	g	0-0	0-0	2-2	0-0-0	0	2	0	2
11	Ana Guillen	g	0-1	0-1	0-0	0-0-0	0	0	0	2
12	Tessa Grady	g	0-0	0-0	0-0	1-2-3	1	0	0	15
23	D'Yanis Jimenez	g	0-1	0-0	2-2	0-2-2	1	2	0	24
31	Imbie Jones	g	0-0	0-0	0-0	0-0-0	1	0	1	2
TEAM	Totals		20-51	3-18	14-17	5-27-32	8	57	14	200

	1st Q	2nd Q	3rd Q	4th Q	Game
Field Goals	.273	.400	.333	.538	.392
Three-Point FG	.250	.286	.000	.000	.167
Free Throws	1.000	1.000	.500	.818	.824
Blocks: 4 (Williams, 3; Jimenez); Steals: 6 (Porter, 3; Copeland, 2; Leuzinger)					

No.	N A M E	FG	3FG	FT	RB	PF	TP	A	MIN	
50	Ayoka Lee	c	9-16	0-0	2-2	3-2-5	4	20	1	27
03	Jaelyn Glenn	g	4-7	3-5	0-0	0-2-2	1	11	4	30
04	Serena Sundell	g	1-3	1-2	0-0	0-7-7	2	3	2	23
05	Brylee Glenn	g	4-7	2-4	1-2	0-3-3	1	11	2	21
12	Gabby Gregory	g	3-9	3-8	1-2	0-1-1	0	10	8	23
01	Zyanna Walker	g	1-5	0-0	0-2	0-4-4	1	2	1	16
02	Ja'Mia Harris	g	2-4	1-1	0-0	0-0-0	1	5	1	

2023-24 K-STATE WOMEN'S BASKETBALL NOTES

GAME 7 (5/6) Iowa 77
(16/22) Kansas State 70
November 26, 2023 | Estero, Fla.

No.	N A M E	FG	3FG	FT	RB	PF	TP	A	MIN		
40	Sharon Goodman	c	4-6	0-0	0-0	1-6	5	8	0	18	
01	Molly Davis	g	5-9	1-2	2-2	0-4-4	1	13	4	35	
20	Kate Martin	g	4-6	2-4	1-2	3-7-10	1	11	1	35	
22	Caitlin Clark	g	10-25	7-16	5-8	1-4-5	1	32	6	39	
24	Gabbie Marshall	g	1-7	1-6	0-4	0-0-0	0	3	1	32	
02	Taylor McCabe	g	0-1	0-1	0-4	0-0-0	0	0	0	3	
03	Sydney Alfoller	g	0-3	0-2	1-2	0-3-3	3	1	1	14	
04	Kylie Feuerbach	g	1-2	1-1	0-4	0-0-0	0	3	0	7	
34	AJ Ediger	g	0-0	0-0	0-0	0-0-0	0	0	0	2	
44	Addison O'Grady	g	2-5	0-0	2-2	0-2-2	3	6	0	15	
TEAM											
Totals		27-64		12-32		11-16		8-27-35		14 77 13 200	

1st Q	2nd Q	3rd Q	4th Q	Game
Field Goals	.500	.333	.529	.422
Three-Point FG	.444	.250	.444	.333
Free Throws	.833	.000	1.000	.500

Blocks: 1 (Goodman); Steals: 6 (Clark, 3; Davis; Martin; Alfoller)

Kansas State (6-1)

No.	N A M E	FG	3FG	FT	RB	PF	TP	A	MIN		
50	Ayoka Lee	c	8-13	0-0	2-6	0-7-7	1	18	0	34	
03	Jaelyn Glenn	g	2-4	2-4	0-0	0-1-1	4	6	2	33	
04	Serena Sundell	g	8-14	2-5	0-0	1-6-6	2	18	6	33	
05	Brylee Glenn	g	1-3	1-2	0-0	0-2-2	1	3	0	14	
12	Gabby Gregory	g	3-8	2-6	0-2	2-3-5	1	8	7	28	
01	Zyanna Walker	g	5-7	1-2	0-0	0-1-1	0	11	0	23	
11	Taryn Sides	g	0-1	0-1	0-0	0-2-2	1	0	1	6	
15	Heavenly Greer	g	0-0	0-0	0-0	0-0-0	1	0	0	1	
21	Eliza Maupin	g	0-0	0-0	1-2	0-0-0	2	1	0	2	
30	Gisela Sanchez	g	2-8	0-3	1-1	1-9-10	2	5	0	26	
TEAM											
Totals		29-58		8-23		4-11		4-32-36		15 70 16 200	

1st Q	2nd Q	3rd Q	4th Q	Game
Field Goals	.429	.625	.467	.462
Three-Point FG	.400	.429	.200	.333
Free Throws	.250	.000	1.000	.400

Blocks: 2 (Lee; Maupin); Steals: 5 (Sanchez, 2; Walker; J. Glenn; Sundell)

Officials: Kevin Pethelt, Natasha Camy, Maggie Tieman
Technical Fouls: Iowa - None; Kansas State - None | Attendance: 3,007

Score by Periods

	1st	2nd	3rd	4th	Total
Iowa	27	12	24	14	77
Kansas State	15	23	16	16	70

GAME 8 Jackson State 37
(14/18) Kansas State 79
December 1, 2023 | Manhattan, Kan.

Jackson State (5-2)

No.	N A M E	FG	3FG	FT	RB	PF	TP	A	MIN		
12	Miya Crump	f	1-7	0-1	2-4	1-4-5	3	4	0	29	
21	Daphne White	f	2-7	0-0	0-0	1-2-3	2	4	0	13	
15	Angel Jackson	c	5-11	0-0	2-2	1-3-4	3	12	0	25	
01	Titan Boler	g	1-9	0-3	0-0	0-2-2	0	2	0	18	
10	Keshuna Luckett	g	1-6	0-1	0-0	0-1-1	1	2	1	16	
00	Taylor Woodhouse	g	0-1	0-1	0-0	0-0-0	0	0	0	5	
03	Mya Pratcher	g	0-0	0-0	0-0	1-1-2	1	0	0	5	
05	Laila Walker	g	1-2	0-0	1-3	2-2-4	0	3	0	10	
11	Maddison Roshelle	g	2-4	0-0	2-2	0-3-3	0	6	0	16	
20	Areyanna Hunter	g	1-11	0-1	1-2	0-1-1	2	3	5	24	
22	Zakiya Mahoney	g	0-4	0-0	0-0	2-2-2	0	0	0	19	
23	Jaleah Hickmon	g	0-0	0-0	1-2	2-1-3	2	1	0	9	
30	Hayleigh Breland	g	0-3	0-1	0-0	0-0-0	1	0	0	11	
TEAM											
Totals		14-65		0-8		9-15		18-21-39		15 37 6 200	

1st Q	2nd Q	3rd Q	4th Q	Game
Field Goals	.222	.385	.105	.200
Three-Point FG	.000	.00	.000	.000
Free Throws	.500	.667	.000	.625

Blocks: 6 (Jackson, 3; White, 2; Pratcher); Steals: 7 (Hickmon, 3; Breland, 2; Jackson; Boler)

Kansas State (7-1)

No.	N A M E	FG	3FG	FT	RB	PF	TP	A	MIN		
50	Ayoka Lee	c	5-9	0-0	2-2	1-4-5	2	12	0	23	
03	Jaelyn Glenn	g	5-10	3-6	0-0	0-4-4	2	13	2	25	
04	Serena Sundell	g	5-6	0-1	0-1	1-6-7	1	10	5	25	
05	Brylee Glenn	g	2-4	1-3	2-2	0-3-3	0	7	1	17	
12	Gabby Gregory	g	3-8	2-6	0-0	0-2-2	0	8	4	22	
01	Zyanna Walker	g	1-4	0-1	2-2	2-4-4	2	4	5	15	
02	Ja'Mia Harris	g	1-2	0-0	0-0	0-0-0	1	2	0	10	
11	Taryn Sides	g	3-6	3-4	1-2	0-5-5	2	10	1	20	
15	Heavenly Greer	g	1-2	1-1	0-0	1-1-1	0	3	0	4	
21	Eliza Maupin	g	0-0	0-0	0-0	0-0-0	4	0	0	6	
30	Gisela Sanchez	g	3-9	0-1	0-0	4-2-6	0	6	4	20	
32	Imani Lester	g	0-1	0-0	1-2	1-3-3	1	1	1	7	
TEAM											
Totals		30-63		10-23		9-13		14-34-48		16 79 23 200	

1st Q	2nd Q	3rd Q	4th Q	Game
Field Goals	.588	.500	.353	.471
Three-Point FG	.375	.500	.500	.333
Free Throws	.000	.667	.833	.500

Blocks: 7 (Lee, 2; Lester, 2; Sundell; Sanchez; Sides); Steals: 10 (J. Glenn, 3; Walker, 2; Lee; Sundell; B. Glenn; Greer; Maupin)

Officials: Tiara Cruse, Eric Brewton, Missy Brooks
Technical Fouls: Jackson State - None; Kansas State - None | Attendance: 3236

Score by Periods

	1st	2nd	3rd	4th	Total
Jackson State	10	12	4	11	37
Kansas State	23	16	21	19	79

2023-24 K-STATE GAME BOX SCORES

GAME 9 McNeese State 39
(13/16) Kansas State 101
December 6, 2023 | Manhattan, Kan.

McNeese State (3-6)

No.	N A M E	FG	3FG	FT	RB	PF	TP	A	MIN		
4	Julia Puente Valverde	f	3-7	0-0	1-3	1-2-3	5	7	0	13	
12	Alva Mofak	f	4-10	2-5	0-0	1-3-4	2	10	0	32	
1	Azhar Reeves	g	2-14	0-6	0-0	0-5-5	1	4	3	36	
6	Ana Cabanas Lloren	g	1-4	0-1	0-0	0-0-0	1	2	0	14	
21	Boston Berry	g	3-12	0-1	0-1	0-4-4	2	6	3	37	
3	Crystal Hayes	g	0-1	0-0	0-0	0-0-0	0	0	0	3	
13	Helena Galunic	g	0-3	0-1	0-0	1-2-3	1	0	0	15	
14	Mireia Yespes	g	0-0	0-0	0-0	0-0-0	2	0	0	15	
20	Clara Rosini	g	0-0	0-0	0-0	0-0-0	0	0	0	6	
23	Emilia Tenbrock	g	3-11	1-2	3-4	1-3-4	1	10	0	29	
TEAM											
Totals		16-62		3-16		4-8		8-19-27		15 39 6 200	

1st Q	2nd Q	3rd Q	4th Q	Game
Field Goals	.118	.417	.267	.278
Three-Point FG	.000	.400	.333	.000
Free Throws	.000	.000	.600	.333

Blocks: 4 (Mofak, 2; Reeves; Tenbrock); Steals: 7 (Reeves, 2; Tenbrock, 2; Puente Valverde; Yespes; Galunic)

Kansas State (8-1)

No.	N A M E	FG	3FG	FT	RB	PF	TP	A	MIN		
50	Ayoka Lee	c	7-10	0-0	1-2	4-2-6	0	15	3	17	
03	Jaelyn Glenn	g	3-6	0-2	1-1	3-6-9	2	7	3	18	
4	Serena Sundell	g	2-7	1-5	0-0	0-3-3	1	5	6	21	
5	Brylee Glenn	g	5-8	1-3	0-0	0-2-2	1	11	0	16	
12	Gabby Gregory	g	5-11	2-7	4-4	1-2-3	0	16	3	15	
01	Zyanna Walker	g	2-3	0-0	0-0	2-3-5	0	4	0	15	
2	Ja'Mia Harris	g	1-4	1-4	2-2	0-1-1	3	5	1	16	
11	Taryn Sides	g	3-9	0-3	3-3	0-3-3	2	9	8	21	
14	Rebekah Dallinger	g	2-3	0-1	0-0	0-2-2	0	4	1	10	
15	Heavenly Greer	g	3-3	0-0	1-1	2-1-3	0	7	0	9	
21	Eliza Maupin	g	2-2	0-0	2-4	2-2-4	1	6	2	10	
30	Gisela Sanchez	g	5-7	2-2	0-0	0-8-8	1	12	2	21	
32	Imani Lester	g	0-4	0-0	0-0	1-4-5	4	0	0	11	
TEAM											
Totals		40-77		7-27		14-17		16-42-58		15 101 29 200	

1st Q	2nd Q	3rd Q	4th Q	Game
Field Goals	.318	.545	.647	.625
Three-Point FG	.100	.286	.600	.250
Free Throws	.750	1.000	1.000	.667

Blocks: 12 (Sanchez, 4; Lester, 3; Lee, 2; Greer, 2; Gregory); Steals: 13 (B. Glenn, 5; J. Glenn, 2; Maupin, 2; Gregory; Sanchez; Lester; Walker)

Officials: Julie Krommenhoek, Zac Brost, Demoya Pugh
Technical Fouls: McNeese State - None; Kansas State - None | Attendance: 3245

Score by Periods

	1st	2nd	3rd	4th	Total
McNeese State	4	12	12	11	39
Kansas State	18	28	30	25	101

GAME 10 Missouri 56
(13/16) Kansas State 84
December 9, 2023 | St. Joseph, Mo.

Missouri (7-4)

No.	N A M E	FG	3FG	FT	RB	PF	TP	A	MIN	
14	Abby Feit	f	4-11	2-6	3-3	2-6-8	1	13	1	29
43	Hayley Frank	f	5-11	1-4	2-2	3-6-9	5	13	1	32
0	Grace Slaughter	g	2-10	2-7	0-0	0-2-2	1	6	0	29
4	Marna Dembele	g	3-7	0-0	5-6	0-4-4	0	11	6	34
24	Ashton Judd	g	2-14	0-4	2-2	0-3-3	1	6	0	30
5	Hilke Feldrapp	g	0-1	0-0						

2023-24 K-STATE GAME BOX SCORES

GAME 13 Southern (12/16) Kansas State 52 84
December 20, 2023 | Manhattan, Kan.

No.	N A M E	FG	3FG	FT	RB	PF	TP	A	MIN
3	Taylor Williams	f	2-4	0-0	1-2	1-0	1	5	17
15	Sky Castro	f	1-5	0-0	0-0	1-0	4	2	14
2	Aleighyah Fontenot	g	3-7	1-2	0-0	0-1	2	7	23
4	Chloe Fleming	g	0-7	0-1	2-2	0-3	0	2	25
14	Soniayah Reed	g	2-4	1-2	0-0	1-0	0	5	12
1	Aniya Gourdine		4-8	2-2	1-0	1-3	12	0	16
11	Cayla Obillo		0-3	0-1	0-0	0-1	2	0	15
21	Tionna Lidge		3-8	0-0	1-2	2-3	3	7	26
22	Sirivva Legions		0-1	0-0	0-0	0-0	0	0	15
24	Kyanna Morgan		1-4	0-1	0-0	0-5	1	2	18
25	Genevva Johnson		3-9	0-0	4-4	0-3	1	10	19
TEAM				5-0-5					
Totals		19-60	4-9	10-12	11-16-27	17	52	10	200

	1st Q	2nd Q	3rd Q	4th Q	Game
Field Goals	.250	.071	.333	.600	.317
Three-Point FG	.000	.000	.333	.750	.444
Free Throws	.750	1.000	1.000	.500	.833

Blocks: 1 (Lidge); Steals: 2 (Fleming, 2; Lidge, 2; Legions, 2; Morgan, 2; Castro; Fontenot; Reed; Gourdine)

No.	N A M E	FG	3FG	FT	RB	PF	TP	A	MIN	
50	Ayoka Lee	c	8-10	1-1	3-3	1-4-5	1	20	1	21
3	Jaelyn Glenn	g	2-7	2-6	0-0	1-0	1	6	2	20
4	Serena Sundell	g	4-5	1-1	2-2	0-5-5	1	11	7	22
5	Brylee Glenn	g	4-5	1-1	0-0	1-1-2	0	9	3	24
12	Gabby Gregory	g	3-7	0-4	3-4	1-2-3	1	9	1	19
1	Zyanna Walker	g	4-5	1-1	0-0	0-4-4	0	9	7	23
2	Ja'Mia Harris		0-1	0-0	0-0	0-1-1	2	0	0	10
11	Taryn Sides		4-8	2-4	0-0	2-7	3	10	4	22
15	Heavenly Greer		0-2	0-0	0-0	1-0-1	0	0	0	6
21	Eliza Maupin		2-2	0-0	0-1	2-2-4	1	4	0	8
30	Gisela Sanchez		2-6	0-0	0-0	0-1-1	0	4	2	20
32	Imani Lester		1-2	0-0	0-0	0-1-1	1	2	0	5
TEAM				1-3-4						
Totals		34-60	8-18	8-10	10-29-39	10	84	27	200	

	1st Q	2nd Q	3rd Q	4th Q	Game
Field Goals	.529	.611	.667	.462	.567
Three-Point FG	.600	.200	.500	.500	.444
Free Throws	1.000	.800	1.000	.500	.800

Blocks: 8 (Lee, 3; Greer, 2; Lester, 2; Sanchez); Steals: 8 (B. Glenn, 2; Lee; Sundell; Gregory; Greer; Sanchez; Harris)

Officials: Missy Brooks, Zac Brost, Nick Marshall
Technical Fouls: Southern - None; Kansas State-None | Attendance: 3191

Score by Periods	1st	2nd	3rd	4th	Total
Southern	11	4	15	22	52
Kansas State	22	27	20	15	84

GAME 14 (11/16) Kansas State Cincinnati 66 41
December 30, 2023 | Cincinnati, Ohio

No.	N A M E	FG	3FG	FT	RB	PF	TP	A	MIN	
50	Ayoka Lee	c	3-7	0-0	0-0	2-6-8	3	6	0	20
3	Jaelyn Glenn	g	3-8	2-6	0-0	0-3-3	1	8	0	33
4	Serena Sundell	g	2-7	0-2	0-1	0-1-1	2	4	6	34
5	Brylee Glenn	g	2-6	0-3	0-0	0-4-4	1	4	0	15
12	Gabby Gregory	g	4-6	3-4	6-8	1-3-4	1	17	3	27
1	Zyanna Walker	g	5-7	1-3	0-0	1-4-5	3	11	1	16
2	Ja'Mia Harris		0-2	0-1	0-0	0-0-0	1	0	0	4
11	Taryn Sides		1-3	1-3	1-2	1-2-3	2	4	6	20
15	Heavenly Greer		0-0	0-0	0-0	0-0-0	2	0	0	1
21	Eliza Maupin		0-0	0-0	0-0	0-0-0	2	0	0	4
30	Gisela Sanchez		1-5	0-1	4-4	0-3-3	1	6	0	21
32	Imani Lester		2-3	0-0	2-3	1-2-3	0	6	0	5
TEAM				1-1-2						
Totals		23-54	7-23	13-18	7-29-36	19	66	16	200	

	1st Q	2nd Q	3rd Q	4th Q	Game
Field Goals	.313	.308	.714	.364	.426
Three-Point FG	.125	.286	.500	.500	.304
Free Throws	.000	.727	.000	.714	.722

Blocks: 6 (Lee, 3; Lester, 2; Sundell); Steals: 3 (Lee; J. Glenn; Walker)

No.	N A M E	FG	3FG	FT	RB	PF	TP	A	MIN	
20	Jillian Hayes	f	4-7	0-1	6-8	4-5-9	3	14	0	27
22	Malea Williams	f	3-11	0-4	2-2	1-6-6	3	8	0	24
3	Reagan Jackson	g	0-7	0-2	2-2	0-0-0	1	2	1	28
6	Aicha Dia	g	0-6	0-2	2-2	0-4-4	1	2	0	27
34	Ariel Jackson	g	3-15	1-5	2-4	0-3-3	1	9	1	29
1	Nia Clark		0-0	0-0	0-0	0-1-1	0	0	0	12
7	Abby Holtman		0-1	0-1	2-4	0-1-1	0	2	0	8
10	Brianna Byars		1-5	0-0	0-0	2-3-5	0	2	0	18
11	Ti Ziah Jenks		0-1	0-0	0-0	0-2-2	3	0	0	11
33	Delaney Snyder		0-1	0-1	0-0	0-0-0	0	0	0	3
42	Clarissa Craig		0-1	0-0	2-2	1-1-2	3	2	0	13
TEAM				3-2-5						
Totals		11-55	1-16	18-24	11-27-38	15	41	2	200	

	1st Q	2nd Q	3rd Q	4th Q	Game
Field Goals	.286	.063	.200	.267	.200
Three-Point FG	.250	.000	.000	.000	.063
Free Throws	1.000	.500	.500	.857	.750

Blocks: 2 (Hayes; Dia); Steals: 8 (Williams, 2; Hayes; R. Jackson; Dia; A. Jackson; Jenks; Clark)

Officials: Julie Krommenhoek, Doug Knight, Jamie Broderick
Technical Fouls: Kansas State-None; Cincinnati-None | Attendance: 1472

Score by Periods	1st	2nd	3rd	4th	Total
Kansas State	11	18	22	15	66
Cincinnati	11	3	7	20	41

GAME 15 Houston (11/12) Kansas State 38 72
January 3, 2024 | Manhattan, Kan.

No.	N A M E	FG	3FG	FT	RB	PF	TP	A	MIN	
1	Bria Patterson	f	3-11	0-3	0-0	2-2-4	0	6	1	30
34	Kamryn Jones	f	0-1	0-0	0-0	2-2-4	1	0	0	20
42	Peyton McFarland	f	1-3	0-0	1-1	1-3-4	3	3	0	24
5	N'Yah Boyd	g	0-3	0-2	0-0	0-2-2	2	0	4	24
14	Laila Blair	g	7-18	2-7	1-3	0-1-1	4	17	2	28
2	Kierra Merchant		0-0	0-0	0-0	0-0-0	0	0	0	4
10	Britney Onyeje		1-5	1-4	0-0	0-2-2	1	3	0	19
21	Maliyah Johnson		2-5	0-2	0-0	1-2-3	0	4	0	27
30	Djessira Diawara		0-1	0-0	2-2	1-0-1	1	2	0	5
33	Logyn McNeil		0-2	0-0	0-0	2-1-3	3	0	0	9
35	Shaleous Aaron		1-3	1-2	0-0	0-0-0	2	3	1	10
TEAM				1-1-2						
Totals		15-52	4-20	4-6	10-16-26	17	38	8	200	

	1st Q	2nd Q	3rd Q	4th Q	Game
Field Goals	.357	.417	.286	.083	.288
Three-Point FG	.429	.250	.000	.000	.200
Free Throws	.000	.000	1.000	.600	.667

Blocks: 3 (Patterson; McFarland; Merchant); Steals: 11 (Johnson, 4; Onyeje, 2; Patterson; Jones; McFarland; Blair; McNeil)

No.	N A M E	FG	3FG	FT	RB	PF	TP	A	MIN	
50	Ayoka Lee	c	11-15	0-0	5-8	8-3-11	1	27	1	30
3	Jaelyn Glenn	g	2-7	0-3	0-0	0-7-7	3	4	2	38
4	Serena Sundell	g	5-7	2-3	1-1	0-1-1	0	13	3	27
5	Brylee Glenn	g	0-1	0-1	2-2	0-6-6	1	2	0	17
12	Gabby Gregory	g	1-7	1-3	2-2	0-2-2	1	5	9	31
1	Zyanna Walker	g	5-9	0-2	2-2	2-2-4	1	12	1	23
11	Taryn Sides		3-6	2-4	0-0	0-2-2	0	8	5	19
30	Gisela Sanchez		0-3	0-0	0-0	1-4-5	0	0	1	11
32	Imani Lester		0-0	0-0	1-2	1-0-1	1	1	0	4
TEAM				1-3-4						
Totals		27-55	5-16	13-17	13-28-41	8	72	22	200	

	1st Q	2nd Q	3rd Q	4th Q	Game
Field Goals	.500	.462	.500	.500	.491
Three-Point FG	.200	.400	.250	.500	.313
Free Throws	.000	.667	.875	.667	.765

Blocks: 5 (Lee, 2; J. Glenn, 2; Sundell); Steals: 15 (Walker, 4; Sundell, 3; Lee, 2; J. Glenn, 2; Lester, 2; B. Glenn; Gregory)

Officials: Maj Forsberg, Lisa Jones, Bill Larence
Technical Fouls: Houston-None; Kansas State-None | Attendance: 3397

Score by Periods	1st	2nd	3rd	4th	Total
Houston	13	11	9	5	38
Kansas State	13	16	22	21	72

GAME 16 (11/12) Kansas State UCF 72 56
January 6, 2024 | Orlando, Fla.

No.	N A M E	FG	3FG	FT	RB	PF	TP	A	MIN	
50	Ayoka Lee	c	6-9	0-0	0-1	1-5-6	2	12	0	28
3	Jaelyn Glenn	g	7-7	2-2	0-0	0-3-3	1	16	2	36
4	Serena Sundell	g	10-14	2-3	0-0	1-3-4	3	22	2	35
5	Brylee Glenn	g	1-1	0-0	0-0	0-2-2	1	2	1	12
12	Gabby Gregory	g	3-9	0-4	3-4	1-2-3	0	9	3	30
1	Zyanna Walker	g	0-4	0-2	0-0	0-1-1	4	0	3	19
11	Taryn Sides		2-4	1-2	0-0	0-4-4	0	5	1	20
30	Gisela Sanchez		3-7	0-2	0-0	0-2-2	4	6	3	16
32	Imani Lester		0-2	0-0	0-0	1-1-2	1	0	1	4
TEAM				0-2-2						

2023-24 K-STATE WOMEN'S BASKETBALL NOTES

GAME (7/7) Kansas State -
- TCU -
January 17, 2024 | Fort Worth, Texas

Due to a lack of healthy players, TCU forfeited the Jan. 17, 2024 game to K-State. K-State's Big 12 record improved to 6-0, however overall record remained at 17-1 per NCAA policy of no contest.

GAME (4/7) Kansas State 58
20 (13/13) Baylor 55
January 22, 2024 | Waco, Texas

Kansas State (19-1, 8-0)

No.	N A M E	FG	3FG	FT	RB	PF	TP	A	MIN	
30	Gisela Sanchez	f	0-0	0-0	0-0	0-0	3	0	5	
3	Jaelyn Glenn	g	2-8	1-4	0-0	0-6	1	5	2	
4	Serena Sundell	g	5-9	1-4	5-8	0-5	2	16	3	
5	Brylee Glenn	g	1-5	0-2	1-2	0-1	0	3	1	
12	Gabby Gregory	g	6-11	3-6	1-3	1-3	2	16	4	
1	Zyanna Walker		1-7	0-3	0-0	0-3	2	2	2	
11	Taryn Sides		0-1	0-1	0-0	0-0	1	0	1	
15	Heavenly Greer		0-0	0-0	0-0	0-0	1	0	0	
21	Eliza Maupin		6-6	1-1	3-4	4-5	2	16	0	
32	Imani Lester		0-0	0-0	0-0	0-0	1	0	0	
TEAM					1-0-1					
Totals			21-47	6-21	10-17	6-23	29	15	58	13

	1st Q	2nd Q	3rd Q	4th Q	Game
Field Goals	.385	.625	.455	.400	.447
Three-Point FG	.167	.600	.000	.286	.286
Free Throws	1.000	1.000	.400	.000	.588

Blocks: 4 (J. Glenn; Sundell; Maupin; Lester); Steals: 13 (Sundell, 4; B. Glenn, 4; J. Glenn, 2; Gregory; Maupin; Walker)

Baylor (15-3, 4-3)

No.	N A M E	FG	3FG	FT	RB	PF	TP	A	MIN	
5	D. Littlepage-Buggs	f	0-3	0-0	0-0	0-2	2	0	0	
44	Dre'luna Edwards	f	5-7	0-2	1-4	2-6	4	11	1	
11	Jada Walker	g	1-7	0-2	0-0	0-1	1	2	0	
24	Sarah Andrews	g	2-8	0-4	2-3	1-3	2	6	3	
33	Aijha Blackwell	g	4-9	0-1	2-4	5-6	1	10	1	
1	Danae Fritz		1-2	0-1	0-0	0-0	1	2	1	
2	Yaya Felder		2-6	1-3	1-2	1-1	1	6	3	
4	Jana Van Gyltenbeek		2-4	2-4	0-0	0-0	0	6	0	
22	Bella Fontleroy		4-6	1-2	3-3	1-2	3	12	1	
TEAM					1-1-2					
Totals			21-52	4-19	9-17	11-22	33	15	55	10

	1st Q	2nd Q	3rd Q	4th Q	Game
Field Goals	.500	.700	.231	.231	.404
Three-Point FG	.333	.500	.200	.111	.211
Free Throws	.333	.625	1.000	.500	.529

Blocks: 1 (Andrews); Steals: 15 (Walker, 4; Andrews, 3; Fontleroy, 3; Blackwell, 2; Edwards; Felder; Fritz)

Officials: Dee Kantner, Julie Krommenhoek, Angelica Suffren
 Technical Fouls: Kansas State-None; Baylor-None | Attendance: 4536

Score by Periods	1st	2nd	3rd	4th	Total
Kansas State	15	15	14	14	58
Baylor	19	20	8	8	55

GAME Kansas 58
19 (7/7) Kansas State 69
January 20, 2024 | Manhattan, Kan.

Kansas (9-9, 2-5)

No.	N A M E	FG	3FG	FT	RB	PF	TP	A	MIN	
1	Taiyanna Jackson	c	1-1	0-0	0-0	0-2	0	2	0	
0	Wyvette Mayberry	g	0-3	0-1	0-0	0-1	5	0	2	
12	S'Miya Nichols	g	3-10	0-1	6-9	1-4	2	12	1	
13	Holly Kersgieter	g	5-15	1-7	1-2	1-9	2	12	1	
15	Zakiyah Franklin	g	6-13	1-3	5-9	0-1	2	18	3	
5	Ryan Cobbins		4-5	0-0	0-0	3-3	3	8	0	
6	Lala Conesa		1-3	0-2	0-0	0-0	2	2	0	
14	Danaei Papadopolou		0-0	0-0	0-0	0-1	0	0	0	
23	Zsafia Telegdy		2-3	0-1	0-0	0-3	2	4	3	
TEAM					3-2-5					
Totals			22-53	2-15	12-20	8-26	34	18	58	10

	1st Q	2nd Q	3rd Q	4th Q	Game
Field Goals	.182	.533	.400	.500	.415
Three-Point FG	.000	.000	.000	.667	.133
Free Throws	.500	1.000	.833	.250	.600

Blocks: 1 (Telegdy); Steals: 5 (Kersgieter, 2; Telegdy, 2; Franklin)

Kansas State (18-1, 7-0)

No.	N A M E	FG	3FG	FT	RB	PF	TP	A	MIN	
30	Gisela Sanchez	f	2-9	0-3	0-0	1-3	3	4	3	
3	Jaelyn Glenn	g	3-4	1-2	2-2	0-6	3	9	2	
4	Serena Sundell	g	6-9	2-3	1-2	1-5	0	15	7	
5	Brylee Glenn	g	4-11	2-6	3-3	0-4	1	13	1	
12	Gabby Gregory	g	0-8	0-5	4-4	0-1	3	4	1	
1	Zyanna Walker		4-8	2-3	5-6	1-3	2	15	0	
11	Taryn Sides		0-0	0-0	1-2	0-0	2	1	0	
21	Eliza Maupin		3-3	0-0	2-4	3-2	3	8	0	
32	Imani Lester		0-3	0-0	0-0	0-0	1	0	0	
TEAM					1-3-4					
Totals			22-55	7-22	18-23	7-27	34	18	69	14
















	1st Q	2nd Q	3rd Q	4th Q	Game
Field Goals	.429	.375	.375	.444	.400
Three-Point FG	.286	.500	.167	.400	.318
Free Throws	.667	.000	.714	.900	.783

Blocks: 3 (Sundell, 3); Steals: 8 (Sundell, 3; B. Glenn, 2; Maupin, 2; Lester)

Officials: Brian Garland, Bryan Enterline, Zac Brost
 Technical Fouls: Kansas-None; Kansas State-None | Attendance: 9602

Score by Periods	1st	2nd	3rd	4th	Total
Kansas	8	18	17	15	58
Kansas State	18	14	18	19	69

2023-24 PLAYER QUICK HIT STATS & NOTES

1		Zyanna WALKER Guard 5-8 R-Fr-TR Wichita, Kan. / Louisville	<table border="1"> <thead> <tr> <th></th> <th>GP/S</th> <th>MIN</th> <th>PTS</th> <th>REB</th> <th>AST</th> <th>FG</th> <th>3FG</th> <th>FT</th> </tr> </thead> <tbody> <tr> <td>23-24</td> <td>20/0</td> <td>20.0</td> <td>8.1</td> <td>3.8</td> <td>1.6</td> <td>.481</td> <td>.368</td> <td>.826</td> </tr> <tr> <td>Career*</td> <td>25/0</td> <td>18.1</td> <td>7.0</td> <td>3.3</td> <td>1.3</td> <td>.490</td> <td>.375</td> <td>.826</td> </tr> </tbody> </table> <p>* - Total includes a season at Louisville (2022-23)</p>		GP/S	MIN	PTS	REB	AST	FG	3FG	FT	23-24	20/0	20.0	8.1	3.8	1.6	.481	.368	.826	Career*	25/0	18.1	7.0	3.3	1.3	.490	.375	.826	<ul style="list-style-type: none"> • Career-high 15 pts vs. Kansas (1/20/24) • Career-high 7 rebs vs. Missouri (12/9/23) • Career-high 7 assts vs. Southern (12/20/23) • Career-high 4 stls vs. Houston (1/3/24) • 2022 Kansas Gatorade Player of the Year
	GP/S	MIN	PTS	REB	AST	FG	3FG	FT																							
23-24	20/0	20.0	8.1	3.8	1.6	.481	.368	.826																							
Career*	25/0	18.1	7.0	3.3	1.3	.490	.375	.826																							
2		Ja'Mia HARRIS Guard 5-11 R-Fr-SQ Lancaster, Texas / DeSoto HS	<table border="1"> <thead> <tr> <th></th> <th>GP/S</th> <th>MIN</th> <th>PTS</th> <th>REB</th> <th>AST</th> <th>FG</th> <th>3FG</th> <th>FT</th> </tr> </thead> <tbody> <tr> <td>23-24</td> <td>11/0</td> <td>8.3</td> <td>1.8</td> <td>0.5</td> <td>0.4</td> <td>.250</td> <td>.214</td> <td>.750</td> </tr> <tr> <td>Career</td> <td>12/0</td> <td>8.5</td> <td>1.9</td> <td>0.6</td> <td>0.5</td> <td>.250</td> <td>.235</td> <td>.750</td> </tr> </tbody> </table>		GP/S	MIN	PTS	REB	AST	FG	3FG	FT	23-24	11/0	8.3	1.8	0.5	0.4	.250	.214	.750	Career	12/0	8.5	1.9	0.6	0.5	.250	.235	.750	<ul style="list-style-type: none"> • Career-high 5 pts vs. Wisconsin (11/19/23) • Career-high 2 stls vs. Wisconsin (11/19/23) • Named 2022 Texas 6A State Championship MVP • 2022 McDonald's All-American nominee • Averaged 17 ppg & 5 rpg in senior season • 2020 Texas 6A Offensive MVP
	GP/S	MIN	PTS	REB	AST	FG	3FG	FT																							
23-24	11/0	8.3	1.8	0.5	0.4	.250	.214	.750																							
Career	12/0	8.5	1.9	0.6	0.5	.250	.235	.750																							
3		Jaelyn GLENN Guard 6-1 Jr.-2L Kansas City, Mo. / The Barstow School	<table border="1"> <thead> <tr> <th></th> <th>GP/S</th> <th>MIN</th> <th>PTS</th> <th>REB</th> <th>AST</th> <th>FG</th> <th>3FG</th> <th>FT</th> </tr> </thead> <tbody> <tr> <td>23-24</td> <td>20/20</td> <td>30.4</td> <td>7.2</td> <td>4.3</td> <td>2.1</td> <td>.421</td> <td>.308</td> <td>.583</td> </tr> <tr> <td>Career</td> <td>88/85</td> <td>31.2</td> <td>8.6</td> <td>4.6</td> <td>2.1</td> <td>.389</td> <td>.333</td> <td>.625</td> </tr> </tbody> </table> <p>Career 20-pt Games: 3 (Last - 21, at Oklahoma 3/1/23)</p>		GP/S	MIN	PTS	REB	AST	FG	3FG	FT	23-24	20/20	30.4	7.2	4.3	2.1	.421	.308	.583	Career	88/85	31.2	8.6	4.6	2.1	.389	.333	.625	<ul style="list-style-type: none"> • Career-high 23 pts vs. Northern Arizona (11/25/22) • Career-high 6 3s at West Virginia (1/8/22) • Career-high 8 assts vs. ACU (11/23/21) • Career-high 11 rebs - twice • Career-high 6 stls - four times • Three career double-doubles
	GP/S	MIN	PTS	REB	AST	FG	3FG	FT																							
23-24	20/20	30.4	7.2	4.3	2.1	.421	.308	.583																							
Career	88/85	31.2	8.6	4.6	2.1	.389	.333	.625																							
4		Serena SUNDELL Guard 6-1 Jr.-2L Maryville, Mo. / Maryville HS	<table border="1"> <thead> <tr> <th></th> <th>GP/S</th> <th>MIN</th> <th>PTS</th> <th>REB</th> <th>AST</th> <th>FG</th> <th>3FG</th> <th>FT</th> </tr> </thead> <tbody> <tr> <td>23-24</td> <td>20/20</td> <td>29.3</td> <td>11.1</td> <td>4.2</td> <td>4.8</td> <td>.548</td> <td>.377</td> <td>.659</td> </tr> <tr> <td>Career</td> <td>89/89</td> <td>32.1</td> <td>12.1</td> <td>4.1</td> <td>5.1</td> <td>.453</td> <td>.328</td> <td>.789</td> </tr> </tbody> </table> <p>Two-time All-Big 12 Honorable Mention 2022 Big 12 All-Freshman Team Career 20-pt Games: 14 (Last - 22, at UCF, 1/6/24)</p>		GP/S	MIN	PTS	REB	AST	FG	3FG	FT	23-24	20/20	29.3	11.1	4.2	4.8	.548	.377	.659	Career	89/89	32.1	12.1	4.1	5.1	.453	.328	.789	<ul style="list-style-type: none"> • 1st K-State player w/ 1,000 pts/400 assts/50 blks • 37th at K-State for career pts (1,073) • Career-high 33 pts at Oklahoma (3/1/23) • Ranks 5th at K-State for career assts (456) • Career-high 11 assts vs. Iowa St. (1/11/22) • Owns school career record for blocks by a guard (66)
	GP/S	MIN	PTS	REB	AST	FG	3FG	FT																							
23-24	20/20	29.3	11.1	4.2	4.8	.548	.377	.659																							
Career	89/89	32.1	12.1	4.1	5.1	.453	.328	.789																							
5		Brylee GLENN Guard 6-0 Jr.-2L Kansas City, Mo. / The Barstow School	<table border="1"> <thead> <tr> <th></th> <th>GP/S</th> <th>MIN</th> <th>PTS</th> <th>REB</th> <th>AST</th> <th>FG</th> <th>3FG</th> <th>FT</th> </tr> </thead> <tbody> <tr> <td>23-24</td> <td>20/20</td> <td>17.8</td> <td>5.9</td> <td>2.0</td> <td>1.0</td> <td>.459</td> <td>.319</td> <td>.867</td> </tr> <tr> <td>Career</td> <td>88/79</td> <td>24.8</td> <td>7.7</td> <td>2.5</td> <td>1.3</td> <td>.393</td> <td>.271</td> <td>.745</td> </tr> </tbody> </table> <p>2022 Big 12 All-Freshman Team Career 20-pt Games: 1 (Last - 24, vs. Texas Tech 1/14/23)</p>		GP/S	MIN	PTS	REB	AST	FG	3FG	FT	23-24	20/20	17.8	5.9	2.0	1.0	.459	.319	.867	Career	88/79	24.8	7.7	2.5	1.3	.393	.271	.745	<ul style="list-style-type: none"> • Career-high 24 vs. Texas Tech (1/14/23) • Career-high 8 rebs vs. Northwestern State (11/27/21) • Career-high 6 stls vs. Northern Colorado (12/18/22) • Career-high 2 blks - four times • Career-high 5 assts - twice • 3x Big 12 Freshman of the Week in 2021-22
	GP/S	MIN	PTS	REB	AST	FG	3FG	FT																							
23-24	20/20	17.8	5.9	2.0	1.0	.459	.319	.867																							
Career	88/79	24.8	7.7	2.5	1.3	.393	.271	.745																							
10		Mikayla PARKS Guard 5-10 So.-1L Norman, Okla.	<table border="1"> <thead> <tr> <th></th> <th>GP/S</th> <th>MIN</th> <th>PTS</th> <th>REB</th> <th>AST</th> <th>FG</th> <th>3FG</th> <th>FT</th> </tr> </thead> <tbody> <tr> <td>23-24</td> <td>9/0</td> <td>4.5</td> <td>0.8</td> <td>0.6</td> <td>0.3</td> <td>.133</td> <td>.111</td> <td>1.000</td> </tr> <tr> <td>Career</td> <td>9/0</td> <td>4.5</td> <td>0.8</td> <td>0.6</td> <td>0.3</td> <td>.133</td> <td>.111</td> <td>1.000</td> </tr> </tbody> </table> <p>Redshirt</p>		GP/S	MIN	PTS	REB	AST	FG	3FG	FT	23-24	9/0	4.5	0.8	0.6	0.3	.133	.111	1.000	Career	9/0	4.5	0.8	0.6	0.3	.133	.111	1.000	<ul style="list-style-type: none"> • Redshirt in 2023-24 • 2022 Oklahoma Coaches Association All-State Team • Two-time Class 6A First Team All-State Tournament selection • Averaged 11 points while shooting 42 percent from the field and 37 percent from the 3-point line, four rebounds and two assts
	GP/S	MIN	PTS	REB	AST	FG	3FG	FT																							
23-24	9/0	4.5	0.8	0.6	0.3	.133	.111	1.000																							
Career	9/0	4.5	0.8	0.6	0.3	.133	.111	1.000																							
11		Taryn SIDES Guard 5-6 Fr.-HS Phillipsburg, Kan. / Phillipsburg HS	<table border="1"> <thead> <tr> <th></th> <th>GP/S</th> <th>MIN</th> <th>PTS</th> <th>REB</th> <th>AST</th> <th>FG</th> <th>3FG</th> <th>FT</th> </tr> </thead> <tbody> <tr> <td>23-24</td> <td>20/0</td> <td>16.2</td> <td>4.1</td> <td>2.7</td> <td>3.9</td> <td>.313</td> <td>.321</td> <td>.800</td> </tr> <tr> <td>Career</td> <td>20/0</td> <td>16.2</td> <td>4.1</td> <td>2.7</td> <td>3.9</td> <td>.313</td> <td>.321</td> <td>.800</td> </tr> </tbody> </table>		GP/S	MIN	PTS	REB	AST	FG	3FG	FT	23-24	20/0	16.2	4.1	2.7	3.9	.313	.321	.800	Career	20/0	16.2	4.1	2.7	3.9	.313	.321	.800	<ul style="list-style-type: none"> • Career-high 10 pts (2x) • Career-high 10 assts vs. Oral Roberts (12/18/23) • Second in the nation in asst/turnover ratio (3.50) • Career-high 7 rebs vs. Southern (12/20/23) • 4x KBCA All-State recipient • 2x Kansas 3A Player of the Year
	GP/S	MIN	PTS	REB	AST	FG	3FG	FT																							
23-24	20/0	16.2	4.1	2.7	3.9	.313	.321	.800																							
Career	20/0	16.2	4.1	2.7	3.9	.313	.321	.800																							
12		Gabby GREGORY Guard 6-0 Gr.-1L Tulsa, Okla. / Oklahoma	<table border="1"> <thead> <tr> <th></th> <th>GP/S</th> <th>MIN</th> <th>PTS</th> <th>REB</th> <th>AST</th> <th>FG</th> <th>3FG</th> <th>FT</th> </tr> </thead> <tbody> <tr> <td>23-24</td> <td>20/20</td> <td>25.4</td> <td>9.1</td> <td>3.5</td> <td>3.6</td> <td>.359</td> <td>.290</td> <td>.659</td> </tr> <tr> <td>Career*</td> <td>127/98</td> <td>28.7</td> <td>12.7</td> <td>4.1</td> <td>1.8</td> <td>.396</td> <td>.323</td> <td>.831</td> </tr> </tbody> </table> <p>* - Total includes three seasons at Oklahoma 2023 All-Big 12 First Team 2019-20 Big 12 All-Freshman Team Career 20-pt Games: 26 (Last - 21, at Washington, 3/24/23)</p>		GP/S	MIN	PTS	REB	AST	FG	3FG	FT	23-24	20/20	25.4	9.1	3.5	3.6	.359	.290	.659	Career*	127/98	28.7	12.7	4.1	1.8	.396	.323	.831	<ul style="list-style-type: none"> • 24 Drysdale, Naismith, Wooden awards candidate • Reached 1,500 career pts; Career-high 648 pts in '22-23 • 77 career games w/ 10+ pts • Career-high 162 FTS made in '22-23 • Career-high 6 3-pt FGS made (three times) • Three career double-doubles
	GP/S	MIN	PTS	REB	AST	FG	3FG	FT																							
23-24	20/20	25.4	9.1	3.5	3.6	.359	.290	.659																							
Career*	127/98	28.7	12.7	4.1	1.8	.396	.323	.831																							
14		Rebekah DALLINGER Guard 5-9 Sr.-2L Sydney, Australia / Miles (Montana) CC	<table border="1"> <thead> <tr> <th></th> <th>GP/S</th> <th>MIN</th> <th>PTS</th> <th>REB</th> <th>AST</th> <th>FG</th> <th>3FG</th> <th>FT</th> </tr> </thead> <tbody> <tr> <td>23-24</td> <td>6/0</td> <td>5.4</td> <td>1.5</td> <td>0.8</td> <td>0.3</td> <td>.571</td> <td>.500</td> <td>.000</td> </tr> <tr> <td>Career</td> <td>63/3</td> <td>13.3</td> <td>2.7</td> <td>1.3</td> <td>0.9</td> <td>.278</td> <td>.236</td> <td>.833</td> </tr> </tbody> </table>		GP/S	MIN	PTS	REB	AST	FG	3FG	FT	23-24	6/0	5.4	1.5	0.8	0.3	.571	.500	.000	Career	63/3	13.3	2.7	1.3	0.9	.278	.236	.833	<ul style="list-style-type: none"> • Career-high 12 pts vs. Morgan State (12/21/22) • Career-high 7 assts vs. Utah Tech (11/20/22) • Made two or more 3-pt FGS eight times • 2021 Two-Year Player of the Year by WBCA • 2021 NCAA Division I Player of the Year • 2021 WBCA Two-Year All-America First Team
	GP/S	MIN	PTS	REB	AST	FG	3FG	FT																							
23-24	6/0	5.4	1.5	0.8	0.3	.571	.500	.000																							
Career	63/3	13.3	2.7	1.3	0.9	.278	.236	.833																							
15		Heavenly GREER Forward 6-3 Jr.-1L Phoenix, Ariz. / Oklahoma	<table border="1"> <thead> <tr> <th></th> <th>GP/S</th> <th>MIN</th> <th>PTS</th> <th>REB</th> <th>AST</th> <th>FG</th> <th>3FG</th> <th>FT</th> </tr> </thead> <tbody> <tr> <td>23-24</td> <td>14/0</td> <td>6.1</td> <td>1.5</td> <td>1.6</td> <td>0.0</td> <td>.400</td> <td>.000</td> <td>.714</td> </tr> <tr> <td>Career*</td> <td>54/0</td> <td>7.1</td> <td>2.0</td> <td>2.1</td> <td>0.1</td> <td>.441</td> <td>.000</td> <td>.634</td> </tr> </tbody> </table> <p>* - Total includes a season at Oklahoma</p>		GP/S	MIN	PTS	REB	AST	FG	3FG	FT	23-24	14/0	6.1	1.5	1.6	0.0	.400	.000	.714	Career*	54/0	7.1	2.0	2.1	0.1	.441	.000	.634	<ul style="list-style-type: none"> • 23 Academic All-Big 12 Second Team • Career-high 10 pts at Baylor (1/18/23) • Career-high 10 rebs vs. Texas State (12/13/20) • Career-high 3 blks - twice • Redshirt in 2021-22 • Rated #23 PF in nation by ESPN.com in 2020
	GP/S	MIN	PTS	REB	AST	FG	3FG	FT																							
23-24	14/0	6.1	1.5	1.6	0.0	.400	.000	.714																							
Career*	54/0	7.1	2.0	2.1	0.1	.441	.000	.634																							
21		Eliza MAUPIN Forward 6-4 So.-1L Webster Groves, Mo. / Webster Groves HS	<table border="1"> <thead> <tr> <th></th> <th>GP/S</th> <th>MIN</th> <th>PTS</th> <th>REB</th> <th>AST</th> <th>FG</th> <th>3FG</th> <th>FT</th> </tr> </thead> <tbody> <tr> <td>23-24</td> <td>15/0</td> <td>8.3</td> <td>3.3</td> <td>2.3</td> <td>0.3</td> <td>.760</td> <td>1.000</td> <td>.524</td> </tr> <tr> <td>Career</td> <td>51/1</td> <td>11.2</td> <td>3.8</td> <td>2.7</td> <td>0.3</td> <td>.610</td> <td>.500</td> <td>.584</td> </tr> </tbody> </table>		GP/S	MIN	PTS	REB	AST	FG	3FG	FT	23-24	15/0	8.3	3.3	2.3	0.3	.760	1.000	.524	Career	51/1	11.2	3.8	2.7	0.3	.610	.500	.584	<ul style="list-style-type: none"> • Career-high 16 pts at Baylor (1/22/24) • Seven games w/ 10+ pts • Career-high 10 rebs - twice • Two career double-doubles • #21 prospect in Class of 2022 by Prep Girls Hoops Missouri
	GP/S	MIN	PTS	REB	AST	FG	3FG	FT																							
23-24	15/0	8.3	3.3	2.3	0.3	.760	1.000	.524																							
Career	51/1	11.2	3.8	2.7	0.3	.610	.500	.584																							
30		Gisela SANCHEZ Forward 6-3 So.-TR Barcelona, Spain / Arizona	<table border="1"> <thead> <tr> <th></th> <th>GP/S</th> <th>MIN</th> <th>PTS</th> <th>REB</th> <th>AST</th> <th>FG</th> <th>3FG</th> <th>FT</th> </tr> </thead> <tbody> <tr> <td>23-24</td> <td>20/2</td> <td>17.3</td> <td>5.6</td> <td>4.4</td> <td>1.6</td> <td>.385</td> <td>.161</td> <td>.762</td> </tr> <tr> <td>Career*</td> <td>40/2</td> <td>12.2</td> <td>4.2</td> <td>2.9</td> <td>1.0</td> <td>.402</td> <td>.255</td> <td>.773</td> </tr> </tbody> </table> <p>* - Total includes a season at Arizona</p>		GP/S	MIN	PTS	REB	AST	FG	3FG	FT	23-24	20/2	17.3	5.6	4.4	1.6	.385	.161	.762	Career*	40/2	12.2	4.2	2.9	1.0	.402	.255	.773	<ul style="list-style-type: none"> • Won bronze w/ Spain's 2023 FIBA U20 Women's European Championship team • Career-high 15 pts twice • Career-high 10 rebs vs. Iowa (11/26/23) • Career-high 4 assts vs. Jackson State (12/1/23) • 2nd player in program history from Spain
	GP/S	MIN	PTS	REB	AST	FG	3FG	FT																							
23-24	20/2	17.3	5.6	4.4	1.6	.385	.161	.762																							
Career*	40/2	12.2	4.2	2.9	1.0	.402	.255	.773																							
32		Imani LESTER Forward 6-3 R-Fr-TR Raleigh, N.C. / Louisville	<table border="1"> <thead> <tr> <th></th> <th>GP/S</th> <th>MIN</th> <th>PTS</th> <th>REB</th> <th>AST</th> <th>FG</th> <th>3FG</th> <th>FT</th> </tr> </thead> <tbody> <tr> <td>23-24</td> <td>16/0</td> <td>4.9</td> <td>1.4</td> <td>1.6</td> <td>0.1</td> <td>.292</td> <td>.000</td> <td>.692</td> </tr> <tr> <td>Career</td> <td>16/0</td> <td>4.9</td> <td>1.4</td> <td>1.6</td> <td>0.1</td> <td>.292</td> <td>.000</td> <td>.692</td> </tr> </tbody> </table>		GP/S	MIN	PTS	REB	AST	FG	3FG	FT	23-24	16/0	4.9	1.4	1.6	0.1	.292	.000	.692	Career	16/0	4.9	1.4	1.6	0.1	.292	.000	.692	<ul style="list-style-type: none"> • Career-high 6 pts at Cincinnati (12/30/23) • Transferred from Louisville (DNP in '22-23) • Ranked #57 overall & 8th best post player by espnW Hoopgurlz • Won 2022 NCISAA state title w/ North Raleigh Christian Academy
	GP/S	MIN	PTS	REB	AST	FG	3FG	FT																							
23-24	16/0	4.9	1.4	1.6	0.1	.292	.000	.692																							
Career	16/0	4.9	1.4	1.6	0.1	.292	.000	.692																							
35		Alexis HESS Forward 6-2 Fr.-HS Blandon, Pa. / Fleetwood Area HS	<table border="1"> <thead> <tr> <th></th> <th>GP/S</th> <th>MIN</th> <th>PTS</th> <th>REB</th> <th>BLK</th> <th>FG</th> <th>3FG</th> <th>FT</th> </tr> </thead> <tbody> <tr> <td>23-24</td> <td>-</td> <td>-</td> <td>-</td> <td>-</td> <td>-</td> <td>-</td> <td>-</td> <td>-</td> </tr> <tr> <td>Career</td> <td>-</td> <td>-</td> <td>-</td> <td>-</td> <td>-</td> <td>-</td> <td>-</td> <td>-</td> </tr> </tbody> </table> <p>Redshirt</p>		GP/S	MIN	PTS	REB	BLK	FG	3FG	FT	23-24	-	-	-	-	-	-	-	-	Career	-	-	-	-	-	-	-	-	<ul style="list-style-type: none"> • Redshirt in 2023-24 • 2023 McDonald's All-American nominee • 2022 Pennsylvania Class 5A All-State First Team • 2021 Pennsylvania Class 5A All-State Third Team • 4x Pennsylvania Class 5A All-County
	GP/S	MIN	PTS	REB	BLK	FG	3FG	FT																							
23-24	-	-	-	-	-	-	-	-																							
Career	-	-	-	-	-	-	-	-																							
50		Ayoka LEE Center 6-6 Sr.-3L Byron, Minn. / Byron HS	<table border="1"> <thead> <tr> <th></th> <th>GP/S</th> <th>MIN</th> <th>PTS</th> <th>REB</th> <th>BLK</th> <th>FG</th> <th>3FG</th> <th>FT</th> </tr> </thead> <tbody> <tr> <td>22-23</td> <td>18/18</td> <td>25.6</td> <td>19.8</td> <td>8.2</td> <td>2.7</td> <td>.677</td> <td>1.000</td> <td>.722</td> </tr> <tr> <td>Career</td> <td>105/105</td> <td>29.7</td> <td>19.2</td> <td>9.8</td> <td>2.7</td> <td>.595</td> <td>1.000</td> <td>.758</td> </tr> </tbody> </table> <p>2022 All-America 1st Team (SI & The Athletic) 2022 All-America 2nd Team (AP & USBWA) Career 20-pt Games: 45 (Last - 21, vs. Texas 1/13/24)</p>		GP/S	MIN	PTS	REB	BLK	FG	3FG	FT	22-23	18/18	25.6	19.8	8.2	2.7	.677	1.000	.722	Career	105/105	29.7	19.2	9.8	2.7	.595	1.000	.758	<ul style="list-style-type: none"> • 24 Leslie & Naismith awards candidate • NCAA record 61 pts vs. Oklahoma (1/23/22) • 55 career double-doubles; 1st player in program history with a 20-pt/20-reb double-double (2x) • 1st K-State player w/ 2000 pts/1000 rebs/250 blks • 2x CoSIDA Academic All-American
	GP/S	MIN	PTS	REB	BLK	FG	3FG	FT																							
22-23	18/18	25.6	19.8	8.2	2.7	.677	1.000	.722																							
Career	105/105	29.7	19.2	9.8	2.7	.595	1.000	.758																							