



BYU COUGAR BASKETBALL



Game 21 || BYU vs. No. 4 Kansas State || Sat. Jan. 27, 2024 || 4 p.m. CT || Bramlage Coliseum || Manhattan, KS || Big 12 Now on ESPN+ || BYU Radio

2023-24 SCHEDULE

Overall: 12-8
Non-conference: 10-3 | Big 12: 2-5
Home: 8-2 | Away: 1-6 | Neutral: 3-0
Last 5: 2-4 | Last 10: 4-6 | Streak: W1

NOVEMBER

Tue. 7	at Montana St.	W, 68-60	ESPN+
Fri. 10	Weber State	W, 77-49	ESPN+
Tue. 14	Utah Valley	W, 59-44	ESPN+
Sat. 18	vs. Wake Forest!	W, 67-44	BYUTV
Tue. 21	vs. Saint Louis!	W, 87-66	BYUTV
Sat. 25	LMU	W, 74-58	ESPN+
Tue. 28	at Wyoming	L, 74-86	MW Net.

DECEMBER

Sat. 2	at Utah	L, 68-87	Pac-12 Net.
Tue. 5	Utah State	W, 72-66	ESPN+
Sat. 9	Boise State	W, 65-50	ESPN+
Sat. 16	Idaho State	W, 79-76 OT	ESPN+
Wed. 20	at Missouri State	L, 56-55	ESPN+
Thu. 21	vs. Nevada^	W, 72-59	BYU Radio
Sat. 30	at TCU*	L, 67-81	ESPN+

JANUARY

Wed. 3	Oklahoma*	L, 75-63	ESPN+
Sat. 6	Iowa State*	L, 75-80	ESPN+
Wed. 10	at Houston*	L, 69-79	ESPN+
Sat. 13	Cincinnati*	W, 68-58	ESPN+
Wed. 17	at Oklahoma State*	L, 50-82	ESPN+
Sat. 20	Texas Tech*	W, 60-48	ESPN+
Sat. 27	at Kansas State*	4 p.m. CT	ESPN+
Wed. 31	at Kansas*	6:30 p.m. CT	ESPN+

FEBRUARY

Sat. 3	West Virginia*	4 p.m. MT	ESPN+
Wed. 7	Baylor*	7 p.m. MT	ESPN+
Sat. 10	at Cincinnati*	12 p.m. ET	ESPN+
Tue. 13	at UCF*	6 p.m. ET	ESPN+
Sat. 17	Kansas*	4 p.m. MT	ESPN+
Wed. 21	TCU*	7 p.m. MT	ESPN+
Sat. 24	at Iowa State*	6 p.m. CT	ESPN+
Wed. 28	Houston*	7 p.m. MT	ESPN+

MARCH

Sat. 2	at Texas	8 p.m. CT	ESPN+
Thu. 7	Big 12 1st Round	TBD	ESPN+
Fri. 8	Big 12 2nd Round	TBD	ESPN+
Sat. 9	Big 12 Quarters	TBD	ESPN+
Mon. 10	Big 12 Semis	TBD	ESPN+
Tue. 11	Big 12 Champ.	TBD	ESPN+

* - Denotes Big 12 Game
! - North Shore Showcase at BYU Hawaii
^ - Played at Missouri State
All Times Local to Site and Subject to Change
Rankings Reflect the Newest AP Top 25 Poll

WHERE TO WATCH, LISTEN OR STREAM



Big 12 Now on ESPN+
Spencer Linton - PxP
Kristan Kozlowski - Analyst



byuradio.com
Jason Shepherd - PxP



@byuwbb



@BYUWBB



/byucougathletics



byucougars.com

@byuwbb

BYU VS. KANSAS STATE AT A GLANCE

TIPOFF

Coming off their second Big 12 win of the year, BYU faces its toughest test yet as they travel to Manhattan, Kansas to take on the 7th-ranked Kansas State Wildcats.

The Cougars and Wildcats have met only three times in series history with all three games won by Kansas State. The most recent meeting came on November 16, 2011 at Bramlage Coliseum with BYU falling to K-State 59-46.

GUSTIN STANDS ALONE

With her fourth of 17 rebounds on Saturday, senior forward Lauren Gustin became the all-time leading rebounder in BYU women's basketball history. She finished the game with 17 rebounds increasing her career total to 1,493. The previous record was set by 1980 National Player of the Year and BYU hall of famer Tina Gunn Robison and has stood for 44 years.

After a season in which Lauren Gustin led all NCAA divisions, men's or women's, by grabbing 16.7 rebounds per contest in 2022-23, finished second in total rebounds at 552 behind only LSU's Angel Reese who played in three more games and bested the all-time BYU record of 462 set by BYU Hall of Famer and 1980 National Player of the Year Tina Gunn.

Through 19 games, Gustin leads the nation in total rebounds (303), rebounding average (15.2), defensive rebounds per game (10.1) and double-doubles (18) and is 4th in offensive rebounds per contest (5.1). Gustin also leads the Cougars in scoring at 15.6 points per contest on 52.5 percent shooting from the field.

PLAYING FROM BEHIND

The Cougars are 2-7 when trailing after the opening quarter this season. In its first seven Big 12 games, BYU has trailed after the first 10 minutes in five of seven contests. In 280 total minutes of Big 12 play, the Cougars have only led for 85:52 (.307) of game time.

In their five Big 12 losses, the Cougars have led for a grand total of 17:01 (3.4 min/game) with three wire-to-wire losses. In two wins, BYU has led for 68:51 (34.5 min/game).

TURNOVER TROUBLE

Coach Whiting has made it clear that ball security is key to the Cougars' success, however, her squad averages 17.7 turnovers per game so far this season. BYU has turned the ball over more than its opponent in all but two game this season and holds a 22-23 record when posting a negative turnover margin under Whiting.

The Cougars average 15.7 turnovers per game in conference play, but against Houston and Oklahoma State combined for 50 turnovers with 65 points off turnovers for the opposition.

COUGARS VS. NO. 4 WILDCATS



12-8 (2-5 Big 12)
NR/NR
91
Amber Whiting (2nd)
28-25 (.528)
Gustin (15.8)
Gustin (15.5)
Whiting (4.1)

'23-24 Record
AP/Coaches Poll
NET Ranking
Head Coach
Record
Top Scorer
Top Rebounder
Top Assists

19-1 (11-0 Big 12)
4/2
8
Jeff Mittie (32nd)
637-363 (.637)
Lee (19.8)
Lee (8.2)
Sundell (4.9)

SERIES HISTORY

Overall (Streak): 0-3 (L3)
In Provo 0-2
In Manhattan 0-1
Neutral Site 0-1
Whiting vs. Kansas State 0-0
Last Meeting Nov. 16, 2011 L, 46-59 (Away)
Last BYU Win
Last BYU Loss Nov. 16, 2011 L, 46-59 (Away)

TALE OF THE TAPE

COUGS	Category	K-STATE
68.5	Scoring Offense	74.9
65.1	Scoring Defense	52.1
+3.4	Scoring Margin	+22.8
.452	Field Goal Percentage	.475
.384	Field Goal Percentage Def.	.326
.375	3PT Field Goal Percentage	.311
.322	3PT Field Goal Percentage Def.	.216
7.2	3-Pointers Per Game	6.7
.618	Free Throw Percentage	.705
40.3	Rebounds	41.0
+7.4	Rebounding Margin	+8.0
15.8	Assists	19.7
17.7	Turnovers	13.8
-5.3	Turnover Margin	+2.8
5.7	Steals	8.6
4.2	Blocks	6.1

A LOOK INTO THE LINEUP



#	Name	Pos.	Ht.	Yr.	Hometown	PPG	RPG	APG	FG%	3FG%	FT%
1	Amari Whiting	G	5-10	Fr.	Boise, Idaho	10.9	5.0	3.8	.399	.310	.655
10	Kailey Woolston	G	5-11	Fr.	Highland, Utah	13.8	3.4	2.4	.477	.452	.818
11	Kaylee Smiler	G	5-10	Sr.	Hamilton, New Zealand	8.1	2.3	3.7	.495	.577	.667
12	Lauren Gustin	F	6-1	Sr.	Salem, Utah	15.6	15.2	2.1	.525	.000	.398
25	Emma Calvert	F	6-4	Jr.	Farr West, Utah	8.5	4.5	1.2	.493	.264	.639

OFF THE BENCH

	Pos.	Ht.	Yr.	Hometown	PPG	RPG	APG	FG%	3FG%	FT%	
2	Kylie Krebs	G	5-7	Jr.	Peoria, Arizona	0.0	0.0	0.0	.000	.000	.000
4	Ali'a Mataavao	F	6-0	Fr.	Las Vegas, Nevada	1.0	0.7	0.2	.269	.000	.375
5	Arielle Mackey-Williams	G	5-9	Jr.	Ngati Porou, New Zealand	-	-	-	-	-	-
15	McKinley Willardson	F	6-1	Fr.	Corona, California	0.6	0.2	0.2	1.000	.000	.500
20	Marina Mata	F	6-1	Fr.	Barbastro, Spain	0.2	0.2	0.0	.000	.000	1.000
21	Heather Hamson	F	6-3	Jr.	Lindon, Utah	1.2	0.5	0.1	.625	.000	.600
24	Rose Bubakar	F	6-0	Jr.	Frederick, Maryland	3.0	1.8	0.9	.357	.182	.762
30	Lauren Davenport	G	5-11	Jr.	Idaho Falls, Idaho	6.1	3.1	1.0	.352	.365	.625



byucougars.com



1 Amari Whiting
5-10 | Guard | FR
Boise, Idaho



2 Kylie Krebs
5-6 | Guard | JR
Oahu, Hawai'i



4 Ali'a Mata'avao
6-0 | Forward | FR
Las Vegas, Nevada



5 Arielle Mackey-Williams
5-9 | Guard | JR
Ngati Porou, New Zealand



10 Kailey Woolston
5-11 | Guard | FR
Highland, Utah



11 Kaylee Smiler
5-8 | Guard | SR
Hamilton, New Zealand



12 Lauren Gustin
6-1 | Forward | SR
Salem, Utah



15 McKinley Willardson
6-10 | Forward | FR
Los Angeles, California



20 Marina Mata
6-4 | Forward | FR
Barbastro, Spain



21 Heather Hamson
6-3 | Forward | JR
Lindon, Utah



24 Rose Bubakar
6-0 | Forward | JR
Frederick, Maryland



25 Emma Calvert
6-4 | Forward | JR
Farr West, Utah




30 Lauren Davenport
5-11 | Guard | JR
Idaho Falls, Idaho



 **Amber Whiting**
Head Coach



 **Lee Cummar**
Assistant Coach



 **Morgan Bailey**
Assistant Coach



 **John Wardenburg**
Assistant Coach



 **Josh Edwards**
Director of Player Development




 **Alli Winters**
Director of Video and Strategy



 **Natalie Lainhart**
Director of Basketball Operations




 **Steven Arnold**
Strength and Conditioning Coach



 **Jeff Hurst**
Head Trainer



 **Austin Rustand**
Director of Communications

#	Name	Position	Height	Year	Experience*	Hometown (Previous/HS)
1	Amari Whiting	G	5-10	Fr.	HS	Burley, Idaho (Burley HS)
2	Kylie Krebs	G	5-6	So.	2nd	Oahu, Hawaii (Glendale CC)
4	Ali'a Matavao	F	6-0	Fr.	HS	Las Vegas, Nevada (Liberty HS)
5	Arielle Mackey-Williams	G	5-9	Jr.	3rd	Ngati Porou, New Zealand (Tai Wananga Ki Ruakura)
10	Kailey Woolston	G	5-11	Fr.	HS	Highland, Utah (Lone Peak HS)
11	Kaylee Smiler	G	5-8	Sr.	5th	Hamilton, New Zealand (Mellville HS)
12	Lauren Gustin	F	6-1	Sr.	4th	Salem, Utah (Salt Lake CC)
15	McKinley Willardson	F	5-11	Fr.	HS	Corona, CA (Santiago HS)
20	Marina Mata	F	6-2	Fr.	HS	Barbastro, Spain (Barbastro Basketball Club)
21	Heather Hamson	F	6-3	Jr.	4rd	Lindon, Utah (Pleasant Grove HS)
24	Rose Bubakar	F	6-0	Jr.	3rd	Frederick, Maryland (Frederick HS)
25	Emma Calvert	F	6-4	Jr.	3rd	Farr West, Utah (Fremont HS)
30	Lauren Davenport	G	5-11	Jr.	3rd	Idaho Falls, Idaho (Boston)

Head Coach: Amber Whiting (BYU, 2001)
 Assistant Coach: Lee Cumnard (BYU, 2009)
 Assistant Coach: Morgan Bailey (BYU, 2015)
 Assistant Coach: John Wardenburg (BYU, 1986)
 Director of Player Development: Josh Edwards (Saint Catherine's College, 2011)
 Director of Video and Strategy: Alli Winters (M.A. Gonzaga, 2021)
 Director of Basketball Operations: Natalie Lainhart
 Graduate Assistant: Hailey Higgs (BYU, 2023)
 Athletic Trainer: Jeff Hurst (Bond, 1995)
 Strength and Conditioning Coach: Steven Arnold (Bond, 2018)
 Director of Communications: Austin Rustand (BYU, 2023)
 * Years played at the college level

ROSTER BY CLASSIFICATION

SENIORS (2)

Lauren Gustin..... F
 Kaylee Smiler G

JUNIORS (6)

Rose Bubakar F
 Emma Calvert F
 Lauren Davenport..... G
 Heather Hamson..... F
 Arielle Mackey-Williams G

SOPHOMORES (1)

Kylie Krebs..... G

FRESHMAN (5)

Marina Mata F
 A'lia Matavao..... F
 Amari Whiting..... G
 McKinley Willardson..... F
 Kailey Woolston..... G

ROSTER BY POSITION

Guards (7)

Lauren Davenport..... G
 Kylie Krebs..... G
 Arielle Mackey-Williams G
 Kaylee Smiler G
 Amari Whiting..... G
 Kailey Woolston..... G

Forwards (6)

Rose Bubakar F
 Emma Calvert F
 Heather Hamson..... F
 Marina Mata..... F
 A'lia Matavao..... F
 McKinley Willardson..... F

ROSTER BY STATE/COUNTRY

Arizona (1) Kylie Krebs..... Peoria	Nevada (1) A'lia Matavao..... Las Vegas
California (1) McKinley Willardson..... Corona	New Zealand (2) Arielle Mackey-Williams..... Ngati Porou Kailey Smiler Hamilton
Idaho (2) Lauren Davenport..... Idaho Falls Amari Whiting..... Burley	Spain (1) Marina Mata..... Barbastro
Maryland (1) Rose Bubakar..... Frederick	Utah (5) Emma Calvert Farr West Lauren Gustin..... Salem Heather Hamson..... Lindon Kailey Woolston..... Highland

PRONUNCIATION GUIDE

Rose Bubakar Rose boob-uh-car
 Marina Mata Marina Mott-uh
 Ali'a Matavao..... uh-LEE-uh mah-tuh-VOW
 Arielle Mackey-Williams AR-ee-EL Mack-ee - Williams
 Amari Whiting..... Ah-MAR-ee WHITE-ing

 Amber Whiting Amber WHITE-ing
 Lee Cumnard..... Lee cuh-MARD



BYU'S RECORD WHEN...

	2023-24	Whiting Era
Overall Record	12-8	28-25
Leading at Half	10-1	24-10
Trailing at Half	2-7	3-13
Tied at Half	0-0	0-1
Leading with 5:00 left (regulation)	11-0	27-0
Trailing or Tied with 5:00 left	1-8	1-24
In Overtime Games	1-0	1-1
BYU scores less than 60 points	1-3	1-12
BYU scores between 60-69	5-4	14-13
BYU scores between 70-79	5-2	12-2
BYU scores between 80-89	1-0	1-0
BYU scores between 90-99	0-0	0-0
BYU scores 100+ points	0-0	0-0
Opponent scores less than 60	8-1	22-5
Opponent scores between 60-69	3-0	4-7
Opponent scores between 70-79	1-2	2-7
Opponent scores between 80-89	0-5	0-6
Opponent scores between 90-99	0-0	0-0
Opponent scores 100+	0-0	0-0
Games decided by 3 points or less	1-1	1-3
Games decided by 4-9 points	2-1	5-7
Games decided by 10-19 points	6-5	15-12
Games decided by 20 or more points	3-1	7-3
BYU shot 40% or better	12-5	28-12
BYU shot 50% or better	4-5	11-3
Opponent shot 40% or better	1-6	4-18
Opponent shot 50% or better	0-3	0-5
BYU outshoots opponent	12-4	27-11
Opponent outshoots BYU	0-4	1-14
Teams shot equal FG percentage	0-0	0-0
BYU outrebounds opponent	11-4	26-13
Opponent outrebounds BYU	0-4	1-10
BYU, opponent tie in rebounds	1-0	1-1
BYU has a positive TO margin	1-1	5-2
BYU has a negative TO margin	11-7	22-23
BYU, opponent tie in TOs	0-0	1-0
One player in double figures	0-1	0-2
Two players in double figures	2-0	4-9
Three players in double figures	3-4	16-7
Four players in double figures	3-3	5-7
Five players in double figures	2-0	3-0
Six players in double figures	0-0	0-0
Coming off a win	7-4	15-11
Coming off a loss	4-4	11-13
Two-plus days between games	11-8	21-18
One day between games	0-0	5-6
Playing the next day	1-0	2-1
On Monday	0-0	0-3
On Tuesday	4-1	5-3
On Wednesday	0-4	2-4
On Thursday	1-0	7-1
On Friday	1-0	3-1
On Saturday	6-3	11-13
In November	6-1	8-6
In December	4-3	9-6
In January	2-4	7-6
In February	0-0	2-5
In March	0-0	2-2
vs. Ranked Opponents	0-2	0-7
MISCELLANEOUS STATS		
BYU's all-time record	930-548 (.629)	
BYU's all-time conference record	486-241 (.669)	
BYU's all-time overtime record	24-20	
Number of 100-point games in BYU history	56	
Number of 100-point games in Whiting era	0	
Average attendance at Marriott Center	2,343	

@byuwbb

BYU VS. KANSAS STATE: NOTES AND QUOTES

SHARING THE ROCK

The Cougars have assisted on 315 of 499 (.631) made field goals this season with a goal of assisting on 75 percent of made shots. BYU has had at least three or more players score in double figures in 15 of the first 20 contests.

THREE-POINT MARKSMAN

Kailey Woolston has burst on the scene in her first 17 games, being named the Big 12 Freshman of the Week twice (Nov. 20 & 27). Woolston is **2nd** in the conference, **10th** nationally in 3-point percentage at 45.5 percent, **2nd** in the conference and **13th** nationally in 3-point field goals made (50) and **3rd** in the conference, **40th** nationally in three-pointers per game (2.63).

FLOOR GENERAL

Coming off an ACL injury during her senior season at Timpview High School, Amari Whiting is averaging 11.1 points per game on 41.1 percent shooting, going 31.6 percent from downtown while grabbing 4.9 rebounds and leading the Cougars in assists at 3.9 per game.

DEFENSE + SCORING = WINS

Coach Whiting prides her team on their ability to defend. Her defense has held its first 9 opponents in 2023-24 to 66.1 points per game. BYU has held 11 of its 19 opponents to 66 or less points and is 10-1 in

such games.

BYU only scored more than 65 points in 15 of 33 games last year and garnered a 12-3 record when doing so. The Cougars have exceeded the 65-point threshold in 15 of their first 19 games and hold a 10-5 record when scoring 65 or more.

BIG 12 SHOOTING SLUMP

The Cougars shot a blistering 47.5 percent from the floor and 38.9 percent from three in non-conference play, a top-10 mark in the country, and top-2 in the Big 12.

In the first six games of the conference schedule, BYU has still been effective from the field, shooting 41.2 percent which ranks 7th in the Big 12. However, the Cougars have struggled from downtown, shooting 34.6 percent, dropping to fourth in the Big 12.

FAITH OVER FEAR

Coach Whiting spoke on the mantra of Faith over Fear saying, "That's me. I wear it every day, faith over fear, it's how I live my life. I feel like if you're prepared, and not just in basketball, but specifically in basketball when you go into a game you can't go into it fearful. You have to go into it fearless. The only way to get there is to make sure you've prepared and done everything up to that point."

MATCHUP BREAKDOWN



Last Meeting: Nov. 16, 2011
Location: Manhattan, KS

LAST 3 MEETINGS

Date	Score	Result	Location
11/24/78	96-101	Loss	(Neutral)
11/27/09	62-65	Loss	Provo, UT
11/16/11	46-59	Loss	Manhattan, KS

BYU trails the all-time series 0-3



byucougars.com

●●● BYU WOMEN'S HOOPS

#1 Amari Whiting

Whiting comes to BYU as the 33rd-ranked recruit in the ESPN top 100 for the class of 2023. She was named the

Due to an ACL injury suffered in September 2022, Whiting missed her senior season and chose to graduate early to enroll at BYU in January 2023.

Amari is the daughter of head coach Amber Whiting making them the second parent-player combo to play at BYU, the first being former head coach Jeff Judkins and daughters Jamie (2006-10) and Jenna (2004-06).

Whiting originally committed to play at Oregon, but after coach Amber Whiting was hired at BYU she reopened her recruitment and committed to play for Amber at BYU. Because of the family dynamic, Amari never calls Coach Whiting mom while at practice or games. Instead, she always refers to her as Amber, Coach Whiting or Coach.

#2 Kylie Krebs

Krebs is a JUCO transfer who comes to BYU by way of Scottsdale Community College.

She comes off a season in which she averaged 5.2 points on 40.4 percent shooting, 3.6 rebounds and 0.8 assists.

#4 Ali'a Matavao

Matavao earned back-to-back Nevada Gatorade Player of the Year honors in 2022 and 2023. She was also named the 5A Player of the Year as well as selected to the Nevada 5A First Team All-Conference in 2022 and 2023.

The true freshman was named the Liberty High School Athlete of the Year in 2023 after competing in four sports; basketball, track and field, soccer and volleyball. She won state titles in the shot put and long jump, set the school record in the long jump, 4x100 and 4x200 relays and captained the basketball and volleyball teams all during the 2022-23 campaign.

#5 Arielle Mackey-Williams

Mackey-Williams was the third-leading scorer for BYU last season at 8.8 points on a 41.0 percent clip. She also averaged 1.9 rebounds and 2.2 assists per game during her sophomore campaign.

The rising junior also competed for the New Zealand Tall Ferns in the FIBA 3X3 Women's Series over the summer. She played in the Edmonton and Montreal stops and gained great experience leading up to the Cougars' first season as members of the Big 12 Conference.

#10 Kailey Woolston

Woolston was named the 2023 Utah Ms. Basketball after averaging 20.8 points, 7.9 rebounds, 2.1 assists, 1.8 steals and 0.4 blocks per game during her senior season.

The freshman set the all-time scoring mark at Lone Peak with 1,653 career points and holds three of the four highest scoring seasons in program history with 435 points during the 2020-21 season (sophomore), 452 in 2021-22 (junior) and 538 in 2022-23 (senior). She also secured the top 2 spots in total three-point field goals made in a season with 64 in 2021-22 and 78 in 2022-23 as well as the top spot for rebounds in a season with 209 during her senior campaign.

As a senior at Lone Peak High School, Woolston sustained an injury in her shooting wrist due to a rigorous practice

routine of shooting over 1,000 shots per day. During that season, she shot 52.2 percent from the field and 47.5 percent from three-point land en route to Gatorade Player of the Year honors.

#11 Kaylee Smiler

Smiler is a fifth-year senior and an unsung hero of this BYU squad. The graduate senior may not be as flashy or garner as many awards as some, but she is as reliable and tough as they come.

The New Zealand native often accepts the task of guarding the opposition's best player, and does so with tenacity and grit. She averaged nearly a steal and block per game a year ago while drawing multiple offensive fouls in crucial moments down the stretch in games.

Smiler cherishes her Maori heritage and participates in multiple clubs and groups on campus that strive to preserve and celebrate New Zealand's rich culture. More can be learned about her involvement in her episode of [Deep Blue](#).

In the Cougars' overtime win over Idaho State (Dec. 16), Smiler took an elbow to the side of her head late in the second quarter which created a two-inch laceration and lots of blood.

She was taken to the locker room where she received eight staples in the side of her head, was cleared by the team doctor to return to the game. She changed into a clean jersey and returned in the third quarter. Having only scored two points, both coming from the charity stripe, before the injury, Smiler returned to go 7-11 from the field making two threes, two rebounds, two assists and two steals in the win.

#12 Lauren Gustin

The Preseason All-Big 12 selection began her career at the University of Idaho but transferred to Salt Lake Community College before ever playing a game for the Vandals. Shortly before beginning her freshman season at SLCC, Gustin received a scholarship offer to attend BYU but decided to finish her season before transferring. After a successful stint at SLCC, she came to BYU and has started all 86 games she has appeared in. For more on her journey to BYU, check out her episode of [Deep Blue](#).

During the 2022-23 campaign, Lauren Gustin led all NCAA divisions, men's or women's, by grabbing 16.7 rebounds per contest. She finished second in total rebounds at 552 behind only LSU's Angel Reese who played in three more games. Her 552 rebounds bested the all-time BYU record of 462 set by BYU Hall of Famer and 1980 National Player of the Year Tina Gunn.

Gustin joined Gunn as the second player in Cougar history to record 1,000 points and 1,000 rebounds in a career. Gustin also recorded 27 double-doubles during her junior campaign, the second most in the country and matching Gunn's record of 27 double-doubles during the 1979-80 season in which she was named the National Player of the Year.

After graduating with her bachelor's degree this April, Gustin briefly entered the transfer portal this summer to explore her options as a graduate transfer before choosing to return to BYU for her final year of eligibility. She talked about her experience in the portal saying,

GAME STATS AND STORYLINES

"I'm more than happy with my decision. I think the whole experience was good for me and I don't regret going into the portal and seeing my options. Coming back to BYU has been such a great decision. My coaches and teammates have all been so great about everything and I couldn't be happier with my decision."

#15 McKinley Willardson

Willardson was a four-year starter and team captain at Santiago High School where she led her team to the 2023 California Division I State Championship. She scored 12.1 points while grabbing 8.9 rebounds per contest during her senior year while averaging 23 points, 12 rebounds and 3 blocks per game in the California State playoffs.

She holds the Santiago High School single-game scoring record with 48 points (as a sophomore) and was named the Citrus Belt Area Female Athlete of the Year in 2023.

#20 Marina Mata

Mata is a product of Barbaastro, Spain and is a product of Instituto Joaquim Blume en Barcelona

This past summer, Mata played for the Spanish national team in the FIBA U18 European Championship where she scored 11.2 points, grabbed 6.5 rebounds and dished 0.8 assists per contest.

#21 Heather Hamson

Heather Hamson is the third Hamson sister (Jennifer and Sara) to follow in their mother [Tresa Spaulding's](#) footsteps by donning a BYU jersey.

Tresa was a star for the Cougars from 1983-87, with [Jennifer Hamson](#) (2010-14) earning All-American honors in 2014 and [Sara](#) played from 2017-22. Tresa (494), Sara (472) and Jennifer (340) hold the top three spots in the all-time blocks for BYU with 1,306 blocks in all.

#24 Rose Bubakar

Bubakar is a rising junior who scored 6.7 points per game in 20.8 minutes per game a season ago. The Maryland native shot 44.6 percent from the field while pulling down 3.0 rebounds and dishing 1.0 assists per contest.

#25 Emma Calvert

Calvert was a staple in the BYU lineup last season as she started 28 of 33 games for the Cougars. She shot the highest percentage from three-point range of any BYU forward and led the team in blocks with 34.


The rising junior is enrolled in the Marriott School of Business and is in the middle of the dreaded "Junior Core" which consists of 24 intensive business credits. Most students take no other classes during the junior core, yet Calvert is playing a large role on a Big 12 basketball team while also maintaining a 3.71 GPA.

#30 Lauren Davenport

Davenport, a Boston University transfer, comes off a season where she played 20.0 minutes per game while scoring 5.9 points per game.

The rising junior chose to play for the Cougars in part because of BYU's closeness to her home in Idaho Falls, Idaho and her relationship with her younger brother who was diagnosed with Down Syndrome.

Davenport's brother Cole has been her best friend and inspiration throughout her basketball career.

	OVERALL	CONF.	AP	COACHES	NET	Q1	Q2	Q3	Q4	HOME	AWAY	NEUTRAL
	12-8	2-5	NR	NR	93	0-1	0-3	1-1	11-3	7-2	1-5	3-0
K-STATE	19-1	8-0	4	2	8	3-1	3-0	3-0	10-0	11-0	5-0	3-1

As of Jan. 25, 2024



NCAA/BIG 12 TEAM STATISTICAL RANKINGS (AS OF 1/25/24)			
2023-24 Stats	NCAA	Big 12	Stat
Assist/Turnover Ratio	137	9	0.89
Assists/Game	59	8	15.8
Bench Points/Game	287	10	14.1
Blocks Per Game	62	4	4.2
Field Goal Percentage	41	7	45.2
Field Goal Defense	100	6	38.4
Fouls Per Game	200	9	17.3
Free Throw Attempts/Game	99	7	18.45
Free Throw Percentage	340	14	61.8
Free Throws Made/Game	195	11	11.40
Rebound Margin	32	5	7.4
Rebounds/Game (Def.)	28	5	29.4
Rebounds/Game (Off.)	226	11	10.9
Rebounds/Game	67	7	40.25
Scoring Defense	202	10	65.1
Scoring Margin	168	11	3.4
Scoring Offense	137	11	68.5
Steals/Game	329	13	5.7
Three Point Attempts/Game	179	10	19.1
Three Point Percentage	15	3	37.5
Three Point Defense	237	13	32.2
Three Pointers/Game	91	7	7.2
Turnover Margin	334	13	-5.25
Turnovers Forced/Game	340	13	12.45
Turnovers/Game	265	13	17.7
Winning Percentage	136	9	60.0

2023-24 BIG 12 PRESEASON POLL/ALL-BIG 12 TEAM			
Team (First Place Votes)	Points		
1. Texas (12)	168		
2. Baylor (2)	148		
3. Kansas -	138		
4. K-State	133		
5. Oklahoma	121		
6. Iowa State	107		
7. Oklahoma State	99		
8. West Virginia	80		
9. TCU	77		
10. Texas Tech	63		
11. BYU	56		
12. Houston	45		
13. Cincinnati	22		
14. UCF	18		

Player	Yr.	Pos.	School
Sarah Andrews*	Sr.	G	Baylor*
Darianna Littlepage-Buggs	So.	G/F	Baylor
Emily Ryan	Sr.	G	Iowa State
Zakiyah Franklin	Sr.	G	Kansas
Taiyanna Jackson*	Sr.	C	Kansas
Gabby Gregory*	Sr.	G	Kansas State
Ayoka Lee	Sr.	C	Kansas State
Skylar Vann	Sr.	F	Oklahoma
DeYona Gaston	Sr.	F	Texas
Rori Harmon*	Jr.	G	Texas
JJ Quinerly	Jr.	G	West Virginia

*Unanimous Selection
Preseason Player of the Year

Career Div. I Record: 16-17 (2nd season)
 Assistant Coach: Lee Cumard (BYU, 2009)
 Assistant Coach: Morgan Bailey (BYU, 2015)
 Assistant Coach: John Wardenburg (MBA, Southern Utah, 2021)
 Director of Basketball Operations: Natalie Lainhart

BYU History
 First Year of Basketball: 1972
 All-Time Record: 920-540 (.630)
 All-time Conference Record: 484-236 (.672)
 Winning Seasons: 42 of 51 (last 2021-22)
 Regular Season Conference Championships: 13 (last 2021-22)
 Postseason Appearances: 27
 Total NCAA Appearances: 12 (6-15)
 Last NCAA Appearance: 2022
 First Round: L vs. No. 11 seed Villanova (57-61)
 Total WNIT Appearances: 9 (10-8)
 Last WNIT Appearance: 2022
 First Round: Loss vs. Rice (67-71)

BIG 12 WEEKLY HONORS	
Big 12 Player of the Week	Big 12 Freshman of the Week
Nov. 13 - Madison Conner, TCU	Nov. 13 - Stailie Heard, OSU
Nov. 20 - Ayoka Lee, Kansas State	Nov. 20 - Kailey Woolston, BYU
Nov. 27 - Sedona Prince, TCU	Nov. 27 - Kailey Woolston, BYU
Dec. 4 - Rori Harmon, Texas	Dec. 4 - Madison Booker, Texas
Dec. 11 - JJ Quinerly, West Virginia	Dec. 11 - S'Mya Nichols, Kansas
Dec. 18 - Harmon (UT)/Lee (KSU)	Dec. 18 - Audi Crooks, Iowa State
Dec. 26 - Sedona Prince, TCU	Dec. 26 - Stailie Heard, Iowa State
Jan. 2 - Jada Walker, Baylor	Jan. 2 - Audi Crooks, Iowa State
Jan. 8 - Lee (KSU)/Booker (UT)	Jan. 8 - Addy Brown, Iowa State
Jan. 15 - S'Mya Nichols, Kansas	Jan. 15 - Audi Crooks, Iowa State
Jan. 22 - JJ Quinerly, West Virginia	Jan. 22 - Madison Booker, Texas

University Information
 Location: Provo, Utah
 Elevation: 4,551 feet
 Enrollment: 34,737
 Founded: October 16, 1875
 Owned: The Church of Jesus Christ of Latter-day Saints
 Nickname: Cougars
 Mascot: Cosmo the Cougar
 Colors: Blue and White (Royal/Navy Blue)
 Arena (capacity): Marriott Center (18,987)
 Conference: Big 12 Conference
 BYU President: C. Shane Reese (BYU, 1994)
 Athletics Director: Tom Holmoe (BYU, 1983)
 Athletic Website: BYUCougars.com

BIG 12/NCAA INDIVIDUAL STATISTICAL RANKINGS (AS OF 1/25/24)				
2023-24 Stats	Top Player	NCAA	Big 12	Stat
Assist/Turnover Ratio	Amari Whiting	165	13	1.46
Assists/Game	Amari Whiting	145	9	3.8
Blocks/Game	Emma Calvert	50	3	1.75
Double Doubles	Lauren Gustin	1	1	18
Field Goal %	Lauren Gustin	58	5	52.5
Free Throw %	--	--	--	--
Minutes/Game	Lauren Gustin	25	2	35.84
Points/Game	Lauren Gustin	132	7	15.6
Rebounds	Lauren Gustin	1	1	303
Rebounds/Game (Def)	Lauren Gustin	1	1	10.1
Rebounds/Game (Off)	Lauren Gustin	4	1	5.1
Rebounds/Game	Lauren Gustin	1	1	15.2
Three Point %	Kailey Woolston	16	1	45.2
Three Pointers Made	Kailey Woolston	17	2	52
Three Pointers/Game	Kailey Woolston	43	2	2.60

2023-24 Preview
 Lettermen Returning/Lost: 6/5
 Newcomers: 7
 Starters Returning/Lost: 4/1
 Returning Scoring: 71.9% (1,511 of 2,102)
 Returning Rebounding: 72.4% (905 of 1,250)
 Returning Assists: 60.9% (286 of 470)
 Returning Blocks: 71.1% (86 of 121)
 Returning Steals: 71.7% (129 of 180)
 Returning Minutes: 72.4% (4,695 of 6,625)

BYU Coaching Staff
 Head Coach: Amber Whiting
 Alma Mater: BYU (2001)
 Record at School: 16-17 (2nd year)

Media Information
 Radio Station: BYU Sports Network
 BYU Radio 107.9 FM, BYURadio.org and BYU Radio App
 Play-by-Play Announcer: Jason Shepherd

Media Relations
 Women's Basketball Contact: Austin Rustand
 Cell Phone: 520-989-1799
 Email: austin_rustand@byu.edu

BIG 12 STANDINGS (AS OF 1/25/24)										
	Big 12	Pct.	Home	Away	Overall	Pct.	Home	Road	Neutral	Streak
Kansas State	8-0	1.000	4-0	3-0	19-1	.950	11-0	5-0	3-1	W13
Oklahoma	6-1	.857	3-0	3-1	12-6	.667	7-2	5-1	0-3	W3
Iowa State	6-2	.750	3-0	2-2	12-6	.667	9-1	3-3	0-2	L2
West Virginia	5-2	.714	2-1	3-1	16-2	.889	9-1	4-1	3-0	W3
Texas	5-3	.625	2-2	3-1	18-3	.857	10-2	5-1	3-0	L1
Baylor	4-3	.571	3-1	1-2	15-3	.833	10-1	2-2	3-0	L1
Texas Tech	4-4	.500	3-1	1-3	15-6	.714	12-1	1-3	2-2	W1
Oklahoma State	4-4	.500	2-2	2-2	11-8	.579	8-2	3-3	0-3	L2
Kansas	3-5	.375	3-1	0-4	10-9	.526	8-1	1-6	1-2	W1
BYU	2-5	.286	2-2	0-3	12-8	.600	8-2	1-6	3-0	W1
Cincinnati	2-5	.286	2-2	0-3	10-8	.556	7-3	2-3	1-2	W1
TCU	2-6	.250	2-1	0-3	15-4	.789	13-1	0-3	2-0	W1
Houston	2-6	.250	2-2	0-4	11-8	.579	9-3	2-5	0-0	L3
UCF	0-7	.000	0-3	0-4	9-8	.529	6-4	0-4	3-0	L7



AP TOP 25 POLL (1/22/24)

No.	Team (First Place)	Ovr.	Pts.	Prev.
1.	South Carolina (36)	17-0	875	1
2.	UCLA	15-1	833	5
3.	Colorado	16-2	763	3
4.	Kansas State	18-1	753	7
5.	Iowa	18-2	729	2
6.	Stanford	17-2	695	8
7.	NC State	16-2	646	4
8.	UConn	16-3	635	9
9.	LSU	18-2	575	10
10.	Texas	18-2	553	11
11.	Southern Cal	13-3	515	6
12.	Ohio State	15-3	493	18
13.	Baylor	15-2	480	12
14.	Indiana	16-2	396	16
15.	Notre Dame	14-3	331	19
16.	Utah	13-5	328	20
17.	Gonzaga	18-2	320	17
18.	Louisville	16-3	315	13
19.	Virginia Tech	14-4	272	14
20.	North Carolina	14-5	243	23
21.	Creighton	14-3	169	21
22.	Syracuse	16-2	131	NR
23.	Florida State	14-6	104	15
24.	West Virginia	16-2	78	NR
25.	Oregon State	15-3	43	NR

RECEIVING VOTES: Marquette 37; Princeton 21; Iowa St. 14; UNLV 12; Fairfield 8; Washington St. 3; Miami 2; Green Bay 1; Richmond 1; Virginia 1.

USA TODAY COACHES POLL (1/23/24)

No.	Team (First Place)	Ovr.	Pts.	Prev.
1.	South Carolina (32)	17-0	800	1
2.	Kansas State	19-1	724	7
3.	Colorado	16-2	678	3
4.	UCLA	15-2	673	5
5.	Stanford	17-2	657	8
5.	Iowa	18-2	657	2
7.	N. Carolina State	16-2	560	5
8.	Connecticut	16-3	556	10
9.	LSU	18-2	551	9
10.	Southern Cal	13-3	533	4
11.	Texas	18-2	497	11
12.	Ohio State	15-3	464	15
13.	Indiana	16-2	393	16
14.	Utah	14-5	379	20
15.	Baylor	15-3	339	13
16.	Louisville	16-3	322	12
17.	Gonzaga	18-2	309	17
18.	Notre Dame	14-3	296	19
19.	Virginia Tech	14-4	233	14
20.	Creighton	14-3	184	21
21.	North Carolina	14-5	171	24
22.	Syracuse	16-2	145	25
23.	West Virginia	16-2	76	NR
24.	Florida State	14-6	59	18
25.	Oregon State	15-3	36	NR

RECEIVING VOTES: Marquette 31; Princeton 29; Miami (Fla.) 16; UNLV 14; Ball State 6; Tennessee 3; Vanderbilt 3; Iowa St. 2; Auburn 1; Fairfield 1; Michigan St. 1; Richmond 1.

BYU VS. RANKED OPPONENTS (SINCE THE 2000-2001 SEASON)

Vs	Overall	Home	Away	Neutral	Last Meeting	Last Win
#1	0-2	0-1	0-0	0-1	L, 51-70 vs. UConn (3/29/14) NCAA Tournament Sweet 16	_____
#2	0-1	0-0	0-1	0-0	L, 34-80 at UConn (11/27/07)	_____
#3	0-0	0-0	0-0	0-0		
#4	0-1	0-0	0-0	0-1	L, 34-65 vs. Oregon State (12/19/19)	_____
#5	0-0	0-0	0-0	0-0		
#6	0-2	0-0	0-1	0-1	L, 54-69 at Duke (11/13/10)	
#7	0-2	0-0	0-1	0-1	L, 63-72 at Stanford (3/25/19) NCAA Tournament 2nd Round	_____
#8	0-2	0-1	0-0	0-1	L, 53-86 vs. Louisville (3/21/15) NCAA Tournament 1st Round	_____
#9	0-1	0-1	0-0	0-0	L, 70-82 - Washington (12/22/16)	_____
#10	1-0	0-0	1-0	0-0	W, 75-69 at Iowa State (2/18/2002)	Same
#11	1-1	0-0	1-0	0-1	L, 46-52 vs. Arizona (3/24/21) NCAA Tournament 2nd Round	55-52 at Stanford (11/13/06)
#12	3-2	1-0	0-2	2-0	L, 68-87 at Utah (12/2/23)	82-68 vs. Gonzaga (3/12/19) WCC Championship
#13	3-0	1-0	1-0	1-0	W, 66-64 at Gonzaga (2/16/19)	Same
#14	0-1	0-0	0-0	0-1	L, 42-43 vs. Gonzaga (3/9/21) WCC Championship Game	_____
#15	2-1	1-1	0-0	1-0	W, 56-42 - Wyoming (2/2/08)	Same
#16	3-4	2-2	0-1	1-1	L, 64-79 vs. Gonzaga (3/6/23) WCC Tournament Semi-Final	61-56 - Gonzaga (2/18/21)
#17	1-3	0-1	0-1	1-1	W, 61-54 vs. Florida State (11/25/21)	Same
#18	0-3	0-1	0-1	0-1	L, 51-58 vs. Gonzaga (2/25/23)	_____
#19	1-4	1-0	0-2	0-2	L, 56-63 at Gonzaga (2/2/21)	70-40 - Gonzaga (2/9/12)
#20	1-0	1-0	0-0	0-0	W, 62-52 vs. Gonzaga (2/15/14)	Same
#21	1-2	0-0	0-2	1-0	W, 69-66 vs. Rutgers (3/22/21) NCAA Tournament 1st Round	Same
#22	2-1	0-0	1-1	1-0	W, 58-57 vs. West Virginia (11/27/21)	Same
#23	0-5	0-3	0-2	0-0	L, 67-81 at TCU (12/30/23)	_____
#24	1-3	0-0	0-2	1-1	L, 45-70 at California (12/16/17)	90-52 vs. Florida (3/12/19) WCC Championship
#25	0-3	0-2	0-0	0-1	L, 57-61 - New Mexico (1/17/09)	_____
Total	20-44	7-13	4-17	9-14	L, 67-81 at TCU (12/30/23)	W, 58-57 vs. West Virginia (11/27/21)

at Opponent (Away) - Opponent (Home) vs. Opponent (Neutral Site)



2022-23 SCORING BY QUARTER (BYU-OPPONENT)																		
Opponent	1Q	FG%	+/-	2Q	FG%	+/-	3Q	FG%	+/-	4Q	FG%	+/-	OT	FG%	+/-	Final	FG%	+/-
at Montana State	8-19	25.0-31.3	-6.3	17-13	36.4-36.4	0.0	24-18	56.3-44.4	+11.9	19-10	50.0-18.8	+31.2	--	--	--	68-60	42.9-32.8	+10.1
Weber State	22-8	81.8-27.3	+54.5	23-6	53.3-16.7	+36.6	16-20	66.7-33.3	+33.4	16-15	37.5-30.8	+6.7	--	--	--	77-49	56.9-32.7	+24.2
Utah Valley	16-13	42.9-35.7	+7.2	18-8	50.0-33.3	+16.7	14-11	31.3-23.1	+8.2	11-12	38.5-23.5	+15.0	--	--	--	59-44	40.7-28.6	+12.1
vs. Wake Forest!	16-5	50.0-12.5	+37.5	17-10	70.0-23.1	+46.9	14-8	35.7-22.2	+13.5	20-21	42.9-46.7	-3.8	--	--	--	67-44	48.0-25.8	+22.2
vs. Saint Louis!	21-14	50.0-21.1	+28.9	18-19	42.9-41.7	+1.2	27-17	52.9-54.5	-1.6	21-16	61.5-16.7	+44.8	--	--	--	87-66	51.7-30.0	+21.7
LMU	17-13	60.0-41.7	+18.3	18-17	63.6-37.5	+26.1	19-12	46.7-41.7	+5.0	20-16	60.0-38.9	+21.1	--	--	--	74-58	57.4-39.7	+17.7
at Wyoming	19-28	50.0-60.0	-10.0	9-13	30.8-42.9	-12.1	19-14	63.6-50.0	+13.6	27-31	68.8-57.1	+11.7	--	--	--	74-86	53.8-53.2	+0.6
at Utah	17-27	41.2-56.3	-15.1	15-25	42.9-52.9	-10.0	19-18	47.1-53.8	-6.7	17-17	43.8-50.0	-6.2	--	--	--	68-87	43.8-53.4	-9.6
Utah State	20-8	50.0-20.0	+30.0	19-21	46.2-57.1	-10.9	22-21	27.3-41.2	-13.9	22-21	55.6-41.2	+14.4	--	--	--	72-66	45.1-39.0	+6.1
Boise State	15-13	42.9-33.3	+9.6	22-13	50.0-33.3	+16.7	16-11	42.9-25.0	+17.9	12-13	27.3-30.8	13.1	--	--	--	65-50	42.1-30.3	+11.8
Idaho State	22-19	46.7-42.1	+4.6	12-18	25.0-42.1	-17.1	13-20	38.5-61.5	-23.0	23-13	57.1-25.0	+32.1	9-6	33.3-14.3	+19.0	79-76	41.7-40.0	+1.7
at Missouri State	21-16	57.1-40.0	+17.1	9-16	30.0-45.5	-15.5	16-16	62.5-54.5	+8.0	9-8	28.6-25.0	+3.6	--	--	--	55-56	43.5-39.6	+3.9
vs. Nevada^	14-16	60.0-46.7	+13.3	18-6	44.4-13.3	+31.1	19-12	58.3-27.8	+30.5	21-25	54.5-50.0	+4.5	--	--	--	72-59	52.9-35.3	+17.6
at TCU*	13-22	36.4-53.3	-16.9	18-17	43.8-50.0	-6.2	12-24	26.3-62.5	-36.2	24-18	50.0-37.5	+12.5	--	--	--	67-81	38.7-50.0	-11.3
Oklahoma*	8-18	15.0-36.8	-21.8	15-22	31.3-56.3	-25.0	23-18	41.2-38.1	+3.1	17-17	31.3-26.3	+5.0	--	--	--	63-75	29.0-38.7	-9.7
Iowa State*	16-20	50.0-46.7	+3.3	17-10	57.1-31.3	+25.8	18-25	43.8-47.1	-3.3	24-25	47.6-57.1	-9.5	--	--	--	75-80	49.2-45.2	+4.0
at Houston*	12-21	45.5-53.3	-7.8	13-13	60.0-23.1	+36.9	19-17	41.7-42.9	-1.2	25-28	52.6-53.3	-0.7	--	--	--	69-79	50.0-43.9	+6.1
Cincinnati*	13-12	46.2-29.4	+16.8	25-14	52.9-38.5	+14.4	13-18	40.0-46.2	-6.2	17-14	50.0-25.0	+25.0	--	--	--	68-58	48.1-33.9	+14.2
at Oklahoma State*	8-18	23.1-50.0	-26.9	14-27	60.0-58.8	+1.2	18-20	40.0-46.7	-6.7	10-17	21.4-23.1	-1.7	--	--	--	50-82	34.6-45.8	-11.2
Texas Tech*	17-11	40.0-26.7	+13.3	11-13	38.5-25.0	+13.5	17-14	46.7-38.5	+8.2	15-8	41.7-16.7	+25	--	--	--	60-46	41.8-26.9	+14.9
at Kansas State*																		
at Kansas*																		
West Virginia*																		
Baylor*																		
at Cincinnati*																		
at UCF*																		
Kansas*																		
TCU*																		
at Iowa State*																		
Houston*																		
at Texas*																		
Big 12 Tournament																		
Big 12 Tournament																		
Big 12 Tournament																		
Averages	15.8-16.1	45.7-38.2	+7.5	16.4-15.1	46.5-37.9	+8.5	17.9-16.7	45.5-42.8	+2.7	18.5-17.3	46.0-34.7	+11.4	9.0-6.0	33.3-14.3	+19.0	68.5-65.1	45.6-38.2	+7.4

! North Shore Classic * Big 12 Games ^Played at Missouri State

2022-23 OFFENSIVE TRENDS (BYU-OPPONENT)													
Opponent	Points Off TO		Points/Paint		2nd Chance Points		Fastbreak Points		Bench Points		Big Run	Big Lead	
at Montana State	14	18	18	26	8	6	9	6	2	23	13	11	
Weber State	22	12	40	16	7	0	13	2	16	10	23	33	
Utah Valley	13	10	32	22	13	2	2	2	9	23	7	7	
vs. Wake Forest!	15	17	26	24	16	9	4	6	16	19	13	27	
vs. Saint Louis!	10	8	28	10	14	2	12	8	30	26	8	24	
LMU	17	9	32	30	7	6	7	3	19	22	12	19	
at Wyoming	9	13	38	48	4	20	13	2	24	31	8	2	
at Utah	11	14	40	26	9	6	3	10	18	11	9	0	
Utah State	23	14	28	32	3	6	19	8	14	20	10	16	
Boise State	11	10	30	28	4	7	10	5	12	19	7	18	
Idaho State	21	24	34	26	15	16	15	7	7	29	18	6	
at Missouri State	14	28	24	30	9	10	1	2	14	20	10	8	
vs. Nevada^	12	12	36	30	14	10	6	12	8	15	13	21	
at TCU*	5	12	20	38	5	10	7	12	12	0	10	0	
Oklahoma*	7	18	20	36	14	20	11	14	11	29	10	0	
Iowa State*	17	8	42	24	13	21	6	6	13	16	8	8	
at Houston*	11	27	36	28	13	10	8	8	19	29	14	1	
Cincinnati*	20	14	32	20	9	5	6	1	15	8	8	14	
at Oklahoma State*	17	38	26	42	8	7	8	20	15	2	6	0	
Texas Tech*	11	12	28	18	15	11	5	2	6	25	9	15	
at Kansas State*													
at Kansas*													
West Virginia													
Baylor													
at Cincinnati*													
at UCF*													
Kansas*													
TCU*													
at Iowa State*													
Houston													
at Texas													
Big 12 Tournament													
Big 12 Tournament													
Big 12 Tournament													
Per Game/Total	14.0 (280)	15.9 (318)	30.5 (610)	27.7 (554)	10.0 (200)	9.2 (184)	7.8 (155)	6.8 (135)	14.0 (280)	18.9 (377)	23	33	
Led/Trailed/Tied Record	Led: 8 (7-1) Trail: 11 (4-7) Tied: 1 (1-0)	Led: 13 (10-3) Trail: 7 (2-5) Tied: 0 (0-0)	Led: 11 (8-3) Trail: 8 (3-5) Tied: 0 (0-0)	Led: 9 (9-0) Trail: 7 (2-4) Tied: 4 (1-3)	Led: 6 (3-3) Trail: 14 (9-5) Tied: 0 (0-0)								



A LOOK INTO THE STARTING 5					
Opponent	(1)	(2)	(3)	(4)	(5)
at Montana State	1. Whiting	10. Woolston	11. Smiler	30. Davenport	12. Gustin
Weber State	1. Whiting	10. Woolston	11. Smiler	30. Davenport	12. Gustin
Utah Valley	1. Whiting	10. Woolston	11. Smiler	30. Davenport	12. Gustin
vs. Wake Forest!	1. Whiting	10. Woolston	11. Smiler	30. Davenport	12. Gustin
vs. Saint Louis!	1. Whiting	10. Woolston	11. Smiler	30. Davenport	12. Gustin
LMU	1. Whiting	10. Woolston	11. Smiler	30. Davenport	12. Gustin
at Wyoming	1. Whiting	10. Woolston	11. Smiler	30. Davenport	12. Gustin
at Utah	1. Whiting	3. Falatea	10. Woolston	11. Smiler	12. Gustin
Utah State	1. Whiting	10. Woolston	11. Smiler	30. Davenport	12. Gustin
Boise State	1. Whiting	10. Woolston	11. Smiler	12. Gustin	25. Calvert
Idaho State	1. Whiting	10. Woolston	11. Smiler	12. Gustin	25. Calvert
at Missouri State	1. Whiting	10. Woolston	11. Smiler	12. Gustin	25. Calvert
vs. Nevada^	1. Whiting	10. Woolston	30. Davenport	12. Gustin	25. Calvert
at TCU*	1. Whiting	10. Woolston	11. Smiler	12. Gustin	25. Calvert
Oklahoma*	1. Whiting	10. Woolston	11. Smiler	12. Gustin	25. Calvert
Iowa State*	1. Whiting	10. Woolston	11. Smiler	12. Gustin	25. Calvert
at Houston*	1. Whiting	10. Woolston	11. Smiler	12. Gustin	25. Calvert
Cincinnati*	1. Whiting	10. Woolston	11. Smiler	12. Gustin	25. Calvert
at Oklahoma State*	1. Whiting	10. Woolston	11. Smiler	12. Gustin	25. Calvert
Texas Tech*	1. Whiting	10. Woolston	11. Smiler	12. Gustin	25. Calvert
at Kansas State*					
at Kansas*					
West Virginia*					
Baylor*					
at Cincinnati*					
at UCF*					
Kansas*					
TCU*					
at Iowa State*					
Houston*					
at Texas*					
Big 12 Tournament					
Big 12 Tournament					
Big 12 Tournament					
Win-Loss Record	(1)	(2)	(3)	(4)	(5)
8-1	1. Whiting	10. Woolston	11. Smiler	30. Davenport	12. Gustin
3-6	1. Whiting	10. Woolston	11. Smiler	12. Gustin	25. Calvert
1-0	1. Whiting	10. Woolston	30. Davenport	12. Gustin	25. Calvert
0-1	1. Whiting	3. Falatea	10. Woolston	11. Smiler	12. Gustin

DOUBLE-DOUBLE TRACKER					
Player	Season	Career	Last	Pts	Reb.
Lauren Gustin	18	74	vs. Texas Tech (1/20/24)	17	14
Emma Calvert	1	1	Cincinnati (1/13/24)	11	10
Amari Whiting	1	1	Idaho State (12/16/23)	14	12
Kailey Woolston	1	1	Utah Valley (11/14/23)	19	10
BYU Total	20	76	at Oklahoma St. (1/17/24)	10	10

*Includes double-doubles at previous NCAA Division I schools

GAMES PLAYED/STARTED				
Player	Season		Career	
	GP	GS	GP	GS
11. Kaylee Smiler	19 (11-8)	19 (11-8)	123	48
12. Lauren Gustin	20 (12-8)	20 (12-8)	106	106
25. Emma Calvert	20 (12-8)	11 (5-6)	76	39
24. Rose Bubakar	20 (12-8)	0 (0-0)	71	11
5. Arielle Mackey-Williams	0 (0-0)	0 (0-0)	52	24
30. Lauren Davenport	20 (12-8)	9 (8-1)	64*	23*
21. Heather Hamson	12 (9-3)	0 (0-0)	32	0
1. Amari Whiting	20 (12-8)	20 (12-8)	20 (12-8)	20 (12-8)
10. Kailey Woolston	20 (12-8)	20 (12-8)	20 (12-8)	20 (12-8)
4. Ali'a Matavao	17 (11-6)	0 (0-0)	17 (11-6)	0
20. Marina Mata	11 (8-3)	0 (0-0)	11 (8-3)	0
15. McKinley Willardson	5 (3-2)	0 (0-0)	5 (3-2)	0
2. Kylie Krebs	1 (1-0)	0 (0-0)	1 (1-0)	0

*Includes games played and starts at previous NCAA Division I schools





AMBER WHITING

HIGHLIGHTS

- Won 2022 state championship at Burley High School (Idaho)
- 2022 4A Idaho Statesman Coach of the Year
- Conference Coach of the Year
- Back-to-back region titles in 2021 and 2022
- 70-37 record in four seasons at Burley High School

Shoe Circuit for the Natalie Williams Basketball Academy.

Whiting was the director of Utah Hard Knox, one of the most successful AAU programs in Utah, consistently producing Division I talent for both men's and women's programs across the state.

A standout at Snow College, Whiting was the team MVP for two straight years and was an All-America honorable mention in 1999 as a member of the SWAC All-Tournament team. She led team in scoring and assists and was honored as the Female Athlete of the Year in 1997 at Fremont High School.

Whiting was an All-Region Team selection in back-to-back season with the Badgers. Following her two-year career with Snow College, Whiting went on to play one season at Weber State where she averaged 5.0 points per game before transferring to BYU for the 2000-01 season.

Whiting graduated from BYU with a degree and teaching credential in history in 2001 with a minor in psychology. She went on to earn a master's degree in professional learning communities from Grand Canyon University.

She is married to former NJCAA All-American men's player Trent Whiting, who played at Snow College and Utah before finishing his collegiate career at BYU in 2001 where he averaged 14.2 points per game and was an all-conference selection. Trent played professionally overseas in Italy for 12 years.

Whiting, from Ogden, Utah, is the seventh head coach of BYU women's basketball since becoming an NCAA program in 1972. The 2023-24 season will be Whiting's second season at the helm of the program that posted a 16-17 record in her first season.

Whiting served as the head coach of the Burley High School girls team in Idaho from 2018-2022 where she won the 2022 state championship, just the third in school history. She was named the 4A Idaho Statesman Coach of the Year, the conference coach of the year and helped the Bobcats to back-to-back region titles.

While at Burley, Whiting took a program with just five wins in her first year to improvement every season including three consecutive 20-win seasons, culminating in a 25-1 campaign and title run in 2021-22. Whiting's record as a head coach at Burley was 70-37 over four seasons.

In addition to coaching at the high school level, Whiting was also the head coach for the Adidas 17U 3SSB Select Team for the Spring/Summer

WHITING'S SECOND CAMPAIGN

EDUCATION

- BYU (2001, B.A. in Elementary Education)
- Grand Canyon (Professional Learning Communities)
- Newport High School in Bellevue, Wash. (1991)

COACHING EXPERIENCE

- BYU Head Coach (2022-present)
- Burley High School Head Coach (2018-22)
- Utah Hard Knox – Director
- Adidas 17U 3SSB Select Team - Natalie Williams Basketball Academy

PLAYING CAREER

Played two seasons at Snow College (1997-99)

- Team MVP for two-straight seasons
- 1999 All-American Honorable Mention
- 1999 SWAC All-Tournament Team
- Led the Badgers in scoring and assists
- 1998 and 1998 All-Region Team selection

Played one season at Weber State (1999-2000)

- Averaged 5.0 points per game
- Played one season at BYU (2000-01)

WHITING'S HEAD COACHING RECORD

Season	School	Overall	Pct.	Home	Pct.	Away	Pct.	Neutral	Pct.	Conf.	Pct.	Conf. Tourney	WNIT	NCAA
2022-23	BYU	16-17	.485	7-9	.438	6-6	.500	3-2	.600	9-9	.500	2-1	0-1	--
2023-24	BYU	12-8	.600	8-2	.778	1-6	.143	3-0	1.000	2-5	.286	---	---	--
CAREER	BYU	28-25	.528	15-11	.577	7-12	.368	6-2	.750	11-14	.417	2-1	0-1	--



WHITING VS. ALL OPPONENTS

Opponent	Overall	Last Meeting	Score	Next Meeting
Ball State	0-1	Nov. 26, 2022	L, 61-56	
Baylor	---	---	---	Feb. 7, 2024
Boise State	2-0	Dec. 9, 2023	W, 65-50	
Carroll College	1-0	Nov. 23, 2022	W, 71-47	
Cincinnati	1-0	Jan. 13, 2024	W, 68-58	Feb. 10, 2024
Colorado State	0-1	Nov. 8, 2022	L, 82-62	
Gonzaga	0-3	Mar. 6, 2023	L, 79-64	
Houston	0-1	Jan. 10, 2024	L, 69-79	Feb. 28, 2024
Idaho State	1-0	Dec. 16, 2023	W, 79-76 OT	
Iowa State	0-1	Jan. 6, 2024	L, 75-80	Feb. 24, 2024
Kansas	---	---	---	Jan. 31, 2024
Kansas State	---	---	---	Jan. 27, 2024
LMU	3-0	Nov. 25, 2023	W, 74-58	
Missouri State	0-1	Dec. 20, 2023	L, 55-56	
Montana State	1-1	Nov. 7, 2023	W, 68-60	
Monmouth	1-0	Dec. 21, 2022	W, 70-50	
Oklahoma	0-2	Jan. 17, 2024	L, 75-63	
Oklahoma State	---	Jan. 17, 2024	L, 50-82	
Nevada	---	Dec. 21, 2023	W, 72-59	
Pacific	1-1	Jan. 28, 2023	L, 79-66	
Pepperdine	2-1	Mar. 3, 2023	W, 74-59	
Portland	0-2	Feb. 27, 2023	L, 61-49	
Rice	0-1	Mar. 17, 2023	L, 71-67	
Saint Louis	1-0	Nov. 21, 2023	W, 87-66	
Saint Mary's	2-0	Jan. 26, 2023	W, 74-59	
San Diego	1-1	Feb. 4, 2023	L, 52-49	
San Francisco	2-1	Mar. 4, 2023	W, 66-56	
Santa Clara	1-1	Feb. 16, 2023	W, 78-72	
TCU	0-1	Dec. 30, 2023	L, 67-81	Feb. 21, 2024
Texas	---	---	---	Mar. 2, 2024
Texas Tech	1-0	Jan. 20, 2024	W, 60-48	Jan. 20, 2024
Troy	0-1	Nov. 19, 2022	L, 68-62	
UCF	---	---	---	Feb. 13, 2024
Utah	0-2	Dec. 2, 2023	L, 68-87	
Utah State	1-0	Dec. 5, 2023	W, 72-66	
Utah Valley	1-0	Nov. 14, 2023	W, 59-44	
Wake Forest	1-0	Nov. 18, 2023	W, 67-44	
Washington State	1-0	Nov. 18, 2022	W, 65-56	
Weber State	1-0	Nov. 10, 2023	W, 77-49	
West Virginia	---	---	---	Feb. 3, 2024
Westminster	1-0	Oct. 27, 2022	W, 72-51 (Exh.)	
Wyoming	0-1	Nov. 28, 2023	L, 74-86	



WHITING VS. RANKED OPPONENTS

Rank	Opponent	Score	Date
12	at Utah	L, 68-87	Dec. 2, 2023
15	Utah	L, 76-59	Dec. 10, 2022
16	Gonzaga	L, 74-69	Mar. 6, 2023
16	Oklahoma	L, 77-66	Nov. 18, 2023
18	Gonzaga	L, 58-51	Feb. 25, 2023
23	at TCU	L, 67-81	Dec. 30, 2023
23	Gonzaga	L, 67-58	Dec. 17, 2023

No. 1-5	No. 6-10	No. 11-15	No. 16-20	No. 21-25	Overall
0-0	0-0	0-3	0-3	0-2	0-8

WHITING VS. ALL CONFERENCES

ACC	1-0	Missouri Valley	0-1
American Athletic	0-1	Mountain West	6-2
Atlantic 10	1-0	Non D-1	1-0
Atlantic Sun	0-0	Ohio Valley	0-0
Big 12	2-6	Pac-12	1-2
Big East	0-0	SEC	0-0
Big Sky	3-1	Southland	0-0
Big West	0-0	Summit	0-0
Colonial Athletic	1-0	Sun Belt	0-1
Conference USA	0-0	SWAC	0-0
Horizon	0-0	WAC	1-0
MAC	0-1	West Coast	12-10

Career Record	Overall	Home	Road	Neutral
	28-25	15-11	7-12	6-2

The couple has two children, Jace and Amari. Jace plays basketball at Boise State where he averaged 15.8 minutes, shot 41.6 percent from the field while averaging 3.1 points, 1.7 rebounds and 1.3 assists.. Amari missed her senior season because of injury, but will be entering her freshman year at BYU as a member of Whiting's 2023-24 squad. "I am super excited about the opportunity to be the head coach at BYU," Whiting said. "I've been in basketball my whole life playing, coaching and developing players, and I am looking forward to doing it again at this level. Coach Judkins established a great tradition of winning and a strong culture with some incredible players. I can't wait to get on board and continue that legacy and surround myself with a great staff. I am ready to get to work."



1



AMARI WHITING

FRESHMAN | 5-10 | GUARD | BURLEY, IDAHO | BURLEY HIGH SCHOOL

High School

2022 Idaho Gatorade Player of the Year ... 4A All-Idaho Player of the Year (2021 & 2022) ... GB7 Conference Player of the Year (2021 & 2022) ... Times News Player of the Year (2020, 2021, 2022) ... 2022 4A Idaho State Champions ... 2022 SBlive Idaho Player of the Year ... 2022 IdahoSports 4A Tournament Player of the Year ... 2020 GB10 All-Conference First Team ... 2x WBCA Player of the Week ... 4x SBlive ID Player of the Week ... IHSAA Athlete of the Week ... 4.0 High School GPA ... High Honors Society ...

Personal

Born in Burley, Idaho ... Daughter of Trent and Amber Whiting ... Older brother Jace plays basketball at Boise State University ... Father Trent (2000-01) and mother Amber (2000-01) played basketball at BYU ... Also recruited by Oregon, Arizona, Stanford, UCLA, Utah ... Committed to Oregon in 2021, but flipped her commitment to BYU during the summer of 2022

Instagram: [amari.whiting](#)
Twitter: [amari_whiting](#)
TikTok: [amariwhiting](#)

SEASON HIGHS

Points: 19 Utah State (12/5/23)
Rebounds: 12 Idaho State (12/16/23)
Assists: 9 Iowa State (1/6/24)
Steals: 4 (x2) Iowa State (1/6/24)
Blocks: 1 (x4) at Oklahoma St. (1/17/24)
Field Goals: 6 Utah State (12/5/23)
3-Pointers: 2 (x4) at Houston (1/10/24)
Free Throws: 8 at Montana State (11/7/23)
Minutes: 39 (OT) Idaho State (12/16/23)

CAREER HIGHS

Points: 19 Utah State (12/5/23)
Rebounds: 12 Idaho State (12/16/23)
Assists: 9 Iowa State (1/6/24)
Steals: 4 (x2) Iowa State (1/6/24)
Blocks: 1 (x4) at Oklahoma St. (1/17/24)
Field Goals: 6 Utah State (12/5/23)
3-Pointers: 2 (x4) at Houston (1/10/24)
Free Throws: 8 at Montana State (11/7/23)
Minutes: 39 (OT) Idaho State (12/16/23)

PRODUCTION TRACKER

Had a double-double	1 (1-0)	1 (1-0)
Scored 10+ points	10 (6-4)	10 (6-4)
Scored 20+ points	-(0-0)	-(0-0)
Led BYU in scoring	2 (1-1)	2 (1-1)
Led BYU in rebounds	-(0-0)	-(0-0)
Led BYU in assists	7 (3-4)	7 (3-4)
Led BYU in steals	2 (0-2)	2 (0-2)
Led BYU in blocks	2 (1-1)	2 (1-1)
Made 5+ FGs	6 (4-2)	6 (4-2)
Made 3+ 3-pt FGs	-(0-0)	-(0-0)
Had 3+ assists	13 (6-7)	13 (6-7)
Had 5+ assists	6 (2-4)	6 (2-4)
Had 3+ steals	6 (5-1)	6 (5-1)
Had 5+ rebounds	7 (4-3)	7 (4-3)

2023-24 GAME-BY-GAME

OPPONENT	DATE	MIN.	FG-FGA	PCT	3FG-FGA	PCT	FT-FTA	PCT	OFF	DEF	REB	AST	BLK	STL	PF	TO	PTS	AVG
at Montana State	11/7	29	5-9	.556	0-2	.000	8-11	.727	0	7	7	5	0	3	2	7	18	18.0
Weber State	11/10	24	3-8	.375	0-1	.000	2-4	.500	2	3	5	4	0	3	3	1	8	13.0
Utah Valley	11/14	31	5-13	.385	1-3	.333	2-3	.666	1	8	9	2	0	2	3	1	13	13.0
vs. Wake Forest	11/18	25	3-10	.300	1-1	1.000	0-0	.000	2	2	4	3	0	3	2	2	7	11.5
vs. Saint Louis	11/21	26	5-9	.556	1-2	.500	3-4	.750	2	2	4	4	0	0	4	2	14	12.0
LMU	11/25	30	2-5	.400	1-1	1.000	2-5	.400	1	0	1	1	0	1	3	2	7	11.2
at Wyoming	11/28	32	4-8	.500	2-3	.667	4-4	1.000	0	3	3	4	1	1	2	0	14	11.6
at Utah	12/2	27	3-10	.300	1-2	.500	0-0	.000	1	4	5	5	0	0	1	1	7	11.0
Utah State	12/5	29	6-11	.545	0-3	.000	7-8	.875	0	2	2	3	1	3	4	4	19	11.9
Boise State	12/9	30	1-6	.167	0-4	.000	3-4	.750	0	4	4	4	0	1	2	3	5	11.2
Idaho State	12/16	39	3-10	.300	1-3	.333	7-12	.583	1	11	12	6	1	4	1	3	14	11.5
at Missouri State	12/20	31	3-11	.272	1-5	.200	1-2	.500	0	5	5	3	0	1	4	3	8	11.2
vs. Nevada	12/21	29	4-7	.571	2-4	.500	1-2	.500	1	7	8	2	0	1	3	5	11	11.2
at TCU	12/30	34	3-8	.375	2-6	.333	5-6	.833	0	5	5	6	0	1	3	0	13	11.3
Oklahoma	1/3	35	2-10	.200	1-4	.250	1-1	1.000	2	3	5	3	0	0	3	2	6	10.9
Iowa State	1/6	33	5-9	.555	0-2	.000	2-3	.667	0	2	2	9	0	4	3	3	12	11.0
at Houston	1/10	36	5-8	.625	2-3	.667	3-4	.750	0	1	1	6	0	0	3	6	15	11.2
Cincinnati	1/13	30	4-7	.571	1-3	.333	1-3	.333	0	6	6	4	0	0	4	4	10	11.2
at Oklahoma State	1/17	28	3-9	.333	1-2	.200	2-5	.400	1	4	5	0	1	2	2	1	9	11.1
Texas Tech	1/20	31	2-10	.200	0-1	.000	3-6	.500	2	4	6	2	0	2	1	2	7	10.3
at Kansas State	1/27																	
at Kansas	1/31																	
West Virginia	2/3																	
Baylor	2/7																	
at Cincinnati	2/10																	
at UCF	2/13																	
Kansas	2/17																	
TCU	2/21																	
at Iowa State	2/25																	
Houston	2/28																	
at Texas	3/2																	
Big 12 1st Round	3/7																	
Big 12 2nd Round	3/8																	
Big 12 Quarterfinals	3/9																	
Big 12 Semifinals	3/11																	
Big 12 Championship	3/12																	

CAREER STATISTICS

YEAR	GP-GS	MPG	FG-FGA	PCT	3FG-A	PCT	FT-FTA	PCT	OFF-DEF-REB	R/GM	PF-D	A	A/GM	TO	BLK	B/GM	STL	S/GM	PTS	AVG
2023-2024	20-20	30.5	71-178	.399	18-58	.310	57-87	.655	16-83-99	5.0	52-0	76	3.8	52	4	0.2	32	1.6	217	10.9
--	--	--	--	--	--	--	--	--	--	--	--	--	--	--	--	--	--	--	--	--
--	--	--	--	--	--	--	--	--	--	--	--	--	--	--	--	--	--	--	--	--
--	--	--	--	--	--	--	--	--	--	--	--	--	--	--	--	--	--	--	--	--
TOTAL	20-20	30.5	71-178	.399	18-58	.310	57-87	.655	16-83-99	5.0	52-0	76	3.8	52	4	0.2	32	1.6	217	10.9

BIG 12 CAREER STATISTICS

YEAR	GP-GS	MPG	FG-FGA	PCT	3FG-A	PCT	FT-FTA	PCT	OFF-DEF-REB	R/GM	PF-D	A	A/GM	TO	BLK	B/GM	STL	S/GM	PTS	AVG
2023-24	7-7	32.5	24-61	.393	7-24	.292	17-28	.607	5-25-30	4.3	19-0	30	4.3	18	1	0.2	9	1.3	72	10.3
--	--	--	--	--	--	--	--	--	--	--	--	--	--	--	--	--	--	--	--	--
TOTAL	7-7	32.5	24-61	.393	7-24	.292	17-28	.607	5-25-30	4.3	19-0	30	4.3	18	1	0.2	9	1.3	72	10.3



2



KYLIE KREBS

JUNIOR | 5-7 | GUARD | OAHU, HAWAII | GLENDALE COMMUNITY COLLEGE
2022-23 (Glendale Community College)

2021-22 (Glendale Community College)

Before BYU

Two-year honor roll honoree at Glendale Community College...6A All-District First Team...6A Desert Valley All-Region Second Team...Grew up on the North Shore of Oahu, Hawaii where she was a competitive surfer

Personal

Born in Peoria, Arizona...Daughter of Kenny and Katharine Krebs...Brothers Brock and Kason played football for BYU, Kaulin and Kameron played football for Cal Berkeley, Kelsea played water polo for Arizona State and Kallee played rugby for Arizona State...Majoring in business

2023-24 GAME-BY-GAME

OPPONENT	DATE	MIN.	FG-FGA	PCT	3FG-FGA	PCT	FT-FTA	PCT	OFF	DEF	REB	AST	BLK	STL	PF	TO	PTS	AVG
at Montana State	11/7																	
Weber State	11/10																	
Utah Valley	11/14																	
vs. Wake Forest	11/18																	
vs. Saint Louis	11/21																	
LMU	11/25																	
at Wyoming	11/28																	
at Utah	12/2																	
Utah State	12/5																	
Boise State	12/9	1	0-0	.000	0-0	.000	0-0	.000	0	0	0	0	0	0	0	0	0	0.0
Idaho State	12/16																	
at Missouri State	12/20																	
vs. Nevada	12/21																	
at TCU	12/30																	
Oklahoma	1/3																	
Iowa State	1/6																	
at Houston	1/10																	
Cincinnati	1/13																	
at Oklahoma State	1/17																	
Texas Tech	1/20																	
at Kansas State	1/27																	
at Kansas	1/31																	
West Virginia	2/3																	
Baylor	2/7																	
at Cincinnati	2/10																	
at UCF	2/13																	
Kansas	2/17																	
TCU	2/21																	
at Iowa State	2/25																	
Houston	2/28																	
at Texas	3/2																	
Big 12 1st Round	3/7																	
Big 12 2nd Round	3/8																	
Big 12 Quarterfinals	3/9																	
Big 12 Semifinals	3/11																	
Big 12 Championship	3/12																	

SEASON HIGHS

Instagram: N/A
Twitter: [_kykrebbs](#)
TikTok: N/A

Points:	—
Rebounds:	—
Assists:	—
Steals:	—
Blocks:	—
Field Goals:	—
3-Pointers:	—
Free Throws:	—
Minutes:	1 Boise State (12/9/23)

CAREER HIGHS

Points:	—
Rebounds:	—
Assists:	—
Steals:	—
Blocks:	—
Field Goals:	—
3-Pointers:	—
Free Throws:	—
Minutes:	1 Boise State (12/9/23)

PRODUCTION TRACKER

	2023-24	Career
Had a double-double	— (0-0)	— (0-0)
Scored 10+ points	— (0-0)	— (0-0)
Scored 20+ points	— (0-0)	— (0-0)
Led BYU in scoring	— (0-0)	— (0-0)
Led BYU in rebounds	— (0-0)	— (0-0)
Led BYU in assists	— (0-0)	— (0-0)
Led BYU in steals	— (0-0)	— (0-0)
Led BYU in blocks	— (0-0)	— (0-0)
Made 5+ FGs	— (0-0)	— (0-0)
Made 3+ 3-pt FGs	— (0-0)	— (0-0)
Had 3+ assists	— (0-0)	— (0-0)
Had 3+ blocks	— (0-0)	— (0-0)
Had 5+ rebounds	— (0-0)	— (0-0)
Had 10+ rebounds	— (0-0)	— (0-0)

CAREER STATISTICS

YEAR	GP-GS	MPG	FG-FGA	PCT	3FG-A	PCT	FT-FTA	PCT	OFF-DEF-REB	R/GM	PF-D	A	A/GM	TO	BLK	B/GM	STL	S/GM	PTS	AVG
2023-2024	1-0	0.5	0-0	.000	0-0	.000	0-0	.000	0-0-0	0.0	0-0	0	0.0	0	0	0.0	0	0.0	0	0.0
—	—	—	—	—	—	—	—	—	—	—	—	—	—	—	—	—	—	—	—	—
—	—	—	—	—	—	—	—	—	—	—	—	—	—	—	—	—	—	—	—	—
—	—	—	—	—	—	—	—	—	—	—	—	—	—	—	—	—	—	—	—	—
TOTAL	1-0	0.5	0-0	.000	0-0	.000	0-0	.000	0-0-0	0.0	0-0	0	0.0	0	0	0.0	0	0.0	0	0.0

BIG 12 CAREER STATISTICS

YEAR	GP-GS	MPG	FG-FGA	PCT	3FG-A	PCT	FT-FTA	PCT	OFF-DEF-REB	AVG	PF-D	A	AVG	TO	BLK	AVG	STL	AVG	PTS	AVG
2023-24	—	—	—	—	—	—	—	—	—	—	—	—	—	—	—	—	—	—	—	—
—	—	—	—	—	—	—	—	—	—	—	—	—	—	—	—	—	—	—	—	—
—	—	—	—	—	—	—	—	—	—	—	—	—	—	—	—	—	—	—	—	—
TOTAL	0-0	0.0	0-0	.000	0-0	.000	0-0	.000	0-0-0	0.0	0-0	0	0.0	0	0	0.0	0	0.0	0	0.0



4

ALI'A MATAVAO

FRESHMAN | 6-0 | FORWARD | LAS VEGAS, NEVADA | LIBERTY HIGH SCHOOL



High School

2023 Nevada Gatorade Player of the Year ... 2022 Nevada Gatorade PoY ... Nevada 5A PoY (2022 & 2023) ... Nevada 5A First Team All-Conference (2022 & 2023) ... Liberty High School Athlete of the Year (2023) ... Nevada Las Vegas Sun Super Seven (2022 & 2023) ... Max Preps First Team ... Captain of basketball and volleyball teams ... 2023 State Shot Put Champion ... 2023 State Long Jump Champion ... NIAA Championship team points leader ... Holds school records in long jump, 4x100 and 4x200 team relays ... Heavily recruited soccer forward ... Four-sport varsity athlete at Liberty High School (basketball, soccer, track/field, volleyball)

Personal

Born in Las Vegas, Nevada ... Parents are Newel and Leslie Mata'avao ... Second of five children: Moliki, Myla, Kingston and Isley ... Her father, Newel played football at Ricks College (1996) and Northern State University (2001) ... Her brother, Moliki currently plays football at UCLA ... Also recruited by Cal State Fullerton, Hawaii, Niagara, Portland State, San Diego State, UNLV, Washington and Wisconsin

Instagram: [aliamatavao](#)
Twitter: [Aliamatavao](#)
TikTok: [alialaniii](#)

SEASON HIGHS

Points:	5	vs. Wake Forest (11/18/23)
Rebounds:	2 (x2)	at Oklahoma St. (1/17/24)
Assists:	2	vs. Nevada (12/21/23)
Steals:	1	at Oklahoma St. (1/17/24)
Blocks:	1	vs. Nevada (12/21/23)
Field Goals:	2	at Oklahoma St. (1/17/24)
3-Pointers:	-	
Free Throws:	3	vs. Wake Forest (11/18/23)
Minutes:	17	vs. Nevada (12/21/23)

CAREER HIGHS

Points:	5	vs. Wake Forest (11/18/23)
Rebounds:	2 (x2)	at Oklahoma St. (1/17/24)
Assists:	2	vs. Nevada (12/21/23)
Steals:	1	at Oklahoma St. (1/17/24)
Blocks:	1	vs. Nevada (12/21/23)
Field Goals:	2	at Oklahoma St. (1/17/24)
3-Pointers:	-	
Free Throws:	3	vs. Wake Forest (11/18/23)
Minutes:	17	vs. Nevada (12/21/23)

PRODUCTION TRACKER

Had a double-double	- (0-0)	- (0-0)
Scored 10+ points	- (0-0)	- (0-0)
Scored 20+ points	- (0-0)	- (0-0)
Led BYU in scoring	- (0-0)	- (0-0)
Led BYU in rebounds	- (0-0)	- (0-0)
Led BYU in assists	- (0-0)	- (0-0)
Led BYU in steals	- (0-0)	- (0-0)
Led BYU in blocks	- (0-0)	- (0-0)
Made 5+ FGs	- (0-0)	- (0-0)
Made 3+ 3-pt FGs	- (0-0)	- (0-0)
Had 3+ assists	- (0-0)	- (0-0)
Had 3+ blocks	- (0-0)	- (0-0)
Had 5+ rebounds	- (0-0)	- (0-0)
Had 10+ rebounds	- (0-0)	- (0-0)

2023-24 GAME-BY-GAME

OPPONENT	DATE	MIN.	FG-FGA	PCT	3FG-FGA	PCT	FT-FTA	PCT	OFF	DEF	REB	AST	BLK	STL	PF	TO	PTS	AVG
at Montana State	11/7	1	0-0	.000	0-0	.000	0-0	.000	0	0	0	0	0	0	0	0	0	0.0
Weber State	11/10	9	0-3	.000	0-0	.000	0-0	.000	0	2	2	1	0	0	2	1	0	0.0
Utah Valley	11/14	1	0-0	.000	0-0	.000	0-0	.000	0	0	0	0	0	0	1	0	0	0.0
vs. Wake Forest	11/18	11	1-1	1.000	0-0	.000	3-6	.500	1	0	1	0	0	0	2	1	5	1.3
vs. Saint Louis	11/21	8	0-2	.000	0-1	.000	0-0	.000	0	0	0	1	0	0	2	2	0	1.0
LMU	11/25	2	1-1	1.000	0-0	.000	0-0	.000	0	0	0	0	0	0	0	1	2	1.2
at Wyoming	11/28																	DID NOT PLAY
at Utah	12/2	1	0-0	.000	0-0	.000	0-0	.000	0	0	0	0	0	0	0	0	0	1.0
Utah State	12/5	5	0-2	.000	0-1	.000	0-0	.000	0	0	0	0	0	0	1	1	0	0.9
Boise State	12/9	3	0-0	.000	0-0	.000	0-0	.000	0	0	0	0	0	0	0	0	0	0.0
Idaho State	12/16	2	1-1	1.000	0-0	.000	0-0	.000	0	0	0	0	0	0	1	0	2	0.9
at Missouri State	12/20	2	0-1	.000	0-0	.000	0-0	.000	0	0	0	0	0	0	1	1	0	0.8
vs. Nevada	12/21	17	1-6	.167	0-1	.000	0-0	.000	2	1	3	2	1	0	3	2	2	0.9
at TCU	12/30	1	0-0	.000	0-0	.000	0-0	.000	0	1	1	0	0	0	0	0	0	0.8
Oklahoma	1/3	1	0-0	.000	0-0	.000	0-0	.000	0	0	0	0	0	0	0	0	0	0.8
Iowa State	1/6																	DID NOT PLAY
at Houston	1/10	1	0-0	.000	0-0	.000	0-0	.000	0	0	0	0	0	0	0	0	0	0.7
Cincinnati	1/13	2	1-3	.333	0-1	.000	0-0	.000	2	1	3	0	0	0	0	0	2	0.8
at Oklahoma State	1/17	11	2-6	.333	0-1	.000	0-0	.000	0	2	2	0	0	1	3	1	4	1.0
Texas Tech	1/20																	DID NOT PLAY
at Kansas State	1/27																	
at Kansas	1/31																	
West Virginia	2/3																	
Baylor	2/7																	
at Cincinnati	2/10																	
at UCF	2/13																	
Kansas	2/17																	
TCU	2/21																	
at Iowa State	2/25																	
Houston	2/28																	
at Texas	3/2																	
Big 12 1st Round	3/7																	
Big 12 2nd Round	3/8																	
Big 12 Quarterfinals	3/9																	
Big 12 Semifinals	3/11																	
Big 12 Championship	3/12																	

CAREER STATISTICS

YEAR	GP-GS	MPG	FG-FGA	PCT	3FG-A	PCT	FT-FTA	PCT	OFF-DEF-REB	R/GM	PF-D	A	A/GM	TO	BLK	B/GM	STL	S/GM	PTS	AVG
2023-2024	17-0	4.6	7-26	.269	0-5	.000	3-8	.375	5-7-12	0.7	16-0	4	0.2	10	1	0.1	1	0.1	17	1.0
-	-	-	-	-	-	-	-	-	-	-	-	-	-	-	-	-	-	-	-	-
-	-	-	-	-	-	-	-	-	-	-	-	-	-	-	-	-	-	-	-	-
-	-	-	-	-	-	-	-	-	-	-	-	-	-	-	-	-	-	-	-	-
-	-	-	-	-	-	-	-	-	-	-	-	-	-	-	-	-	-	-	-	-
TOTAL	17-0	4.6	7-26	.269	0-5	.000	3-8	.375	5-7-12	0.7	16-0	4	0.2	10	1	0.1	1	0.1	17	1.0

BIG 12 CAREER STATISTICS

YEAR	GP-GS	MPG	FG-FGA	PCT	3FG-A	PCT	FT-FTA	PCT	OFF-DEF-REB	R/GM	PF-D	A	A/GM	TO	BLK	B/GM	STL	S/GM	PTS	AVG
2023-24	5-0	3.4	3-9	.333	0-2	.000	0-0	.000	2-4-6	1.2	3-0	0	0.0	1	0	0.0	1	0.2	6	1.2
-	-	-	-	-	-	-	-	-	-	-	-	-	-	-	-	-	-	-	-	-
-	-	-	-	-	-	-	-	-	-	-	-	-	-	-	-	-	-	-	-	-
-	-	-	-	-	-	-	-	-	-	-	-	-	-	-	-	-	-	-	-	-
TOTAL	5-0	3.4	3-9	.333	0-2	.000	0-0	.000	2-4-6	1.2	3-0	0	0.0	1	0	0.0	1	0.2	6	1.2



5



ARIELLE MACKEY-WILLIAMS

JUNIOR | 5-9 | GUARD | NGATI POROU, NEW ZEALAND | TAI WANANGA KI RUAKURA

2023-24

Mackey-Williams will miss the 2023-24 season with a knee injury sustained over the summer.

High School

Prepped at Tai Wananga Ki Ruakura in New Zealand ... Won 2021 New Zealand Maori Women's National Tournament ... Selected to 2021 New Zealand Tall Ferns camp ... Won 2020 New Zealand 3x3 Women's national basketball tournament with Auckland Dream ... Selected to Junior Tall Ferns New Zealand Women's Team ... Captained the U17 New Zealand U-17 team and named to the All-State 5 team ... 2019 WNBL Melbourne Boomers Development Squad ... 2018 NZ Under 18 3x3 Asia Cup Tournament, finish second to China and selected as the youngest player on the All-Tournament team at age 15 ...

2022-23

Was the third-leading scorer for the Cougars at 8.8 points per game on 41.0 percent shooting ... Started 24 of 32 games in 2022-23 while averaging 30.3 minutes per game Dished out 2.1 assists per game

Personal

Parents are Dawn Lavery and Joe Mackey ... Youngest of four children ... Majoring in sports media and journalism

2021-22

Played in 20 games ... Averaged 2.2 points per game in 7.7 minutes ... Season-high 9 points at Montana State ... Scored 7 points at Pacific ... Was a perfect 8 of 8 from the free-throw line ... Had 18 assists on the season, including 4 against Boise State and 4 at LMU ... Posted 3 rebounds against Boise State and Pepperdine ...

2023-24 GAME-BY-GAME

OPPONENT	DATE	MIN.	FG-FGA	PCT	3FG-FGA	PCT	FT-FTA	PCT	OFF	DEF	REB	AST	BLK	STL	PF	TO	PTS	AVG
at Montana State	11/7																	
Weber State	11/10																	
Utah Valley	11/14																	
vs. Wake Forest	11/18																	
vs. Saint Louis	11/21																	
LMU	11/25																	
at Wyoming	11/28																	
at Utah	12/2																	
Utah State	12/5																	
Boise State	12/9																	
Idaho State	12/16																	
at Missouri State	12/20																	
vs. Nevada	12/21																	
at TCU	12/30																	
Oklahoma	1/3																	
Iowa State	1/6																	
at Houston	1/10																	
Cincinnati	1/13																	
at Oklahoma State	1/17																	
Texas Tech	1/20																	
at Kansas State	1/27																	
at Kansas	1/31																	
West Virginia	2/3																	
Baylor	2/7																	
at Cincinnati	2/10																	
at UCF	2/13																	
Kansas	2/17																	
TCU	2/21																	
at Iowa State	2/25																	
Houston	2/28																	
at Texas	3/2																	
Big 12 1st Round	3/7																	
Big 12 2nd Round	3/8																	
Big 12 Quarterfinals	3/9																	
Big 12 Semifinals	3/11																	
Big 12 Championship	3/12																	

Instagram: [ariellemackey](#)
Twitter: [ariellemackey](#)
TikTok: [ariellemackey](#)

SEASON HIGHS

Points:	—
Rebounds:	—
Assists:	—
Steals:	—
Blocks:	—
Field Goals:	—
3-Pointers:	—
Free Throws:	—
Minutes:	—

CAREER HIGHS

Points:	18	at Colorado State (11/8/2022)
Rebounds:	5 (2x)	LMU (2/11/23)
Assists:	6 (2x)	at Pacific (1/28/23)
Steals:	3 (4x)	vs. Gonzaga
Blocks:	0	
Field Goals:	6	at San Francisco (2/18/2023)
3-Pointers:	4	at San Francisco (3/4/23)
Free Throws:	6	at Boise State (12/1/22)
Minutes:	42	Pepperdine (2/9/23)

PRODUCTION TRACKER

Had a double-double	— (0-0)	— (0-0)
Scored 10+ points	— (0-0)	0 (0-0)
Scored 20+ points	— (0-0)	0 (0-0)
Led BYU in scoring	— (0-0)	— (0-0)
Led BYU in rebounds	— (0-0)	— (0-0)
Led BYU in assists	— (0-0)	— (0-0)
Led BYU in blocks	— (0-0)	— (0-0)
Led BYU in steals	— (0-0)	— (0-0)
Made 5+ FGs	— (0-0)	— (0-0)
Made 3+ 3-pt FGs	— (0-0)	— (0-0)
Had 3+ assists	— (0-0)	— (0-0)
Had 5+ assists	— (0-0)	— (0-0)
Had 7+ assists	— (0-0)	— (0-0)
Had 5+ rebounds	— (0-0)	— (0-0)

CAREER STATISTICS

YEAR	GP-GS	MPG	FG-FGA	PCT	3FG-A	PCT	FT-FTA	PCT	OFF-DEF-REB	R/GM	PF-D	A	A/GM	TO	BLK	B/GM	STL	S/GM	PTS	AVG
2021-2022	20-0	7.7	15-49	.306	5-21	.238	8-8	1.000	6-12-18	0.9	14-0	18	0.9	16	0	0.0	4	0.2	43	2.2
2022-2023	32-24	30.3	96-234	.410	40-110	.364	50-58	.862	21-40-61	1.9	67-3	69	2.2	73	0	0.0	24	0.8	282	8.8
—	—	—	—	—	—	—	—	—	—	—	—	—	—	—	—	—	—	—	—	—
—	—	—	—	—	—	—	—	—	—	—	—	—	—	—	—	—	—	—	—	—
—	—	—	—	—	—	—	—	—	—	—	—	—	—	—	—	—	—	—	—	—
TOTAL	52-24	21.6	111-283	.392	45-131	.344	58-66	.879	27-52-79	1.5	81-3	87	1.7	89	0	0.0	28	0.5	325	6.3

BIG 12 CAREER STATISTICS

YEAR	GP-GS	MPG	FG-FGA	PCT	3FG-A	PCT	FT-FTA	PCT	OFF-DEF-REB	R/GM	PF-D	A	A/GM	TO	BLK	B/GM	STL	S/GM	PTS	AVG
2023-24	—	—	—	—	—	—	—	—	—	—	—	—	—	—	—	—	—	—	—	—
—	—	—	—	—	—	—	—	—	—	—	—	—	—	—	—	—	—	—	—	—
—	—	—	—	—	—	—	—	—	—	—	—	—	—	—	—	—	—	—	—	—
TOTAL	0-0	0.0	0-0	.000	0-0	.000	0-0	.000	0-0-0	0.0	0-0	0	0.0	0	0	0.0	0	0.0	0	0.0



10

KAILEY WOOLSTON

FRESHMAN | 5-11 | GUARD | HIGHLAND, UTAH | LONE PEAK HIGH SCHOOL

2023-24

Named Big 12 Freshman of the Week (Nov. 20 & Nov. 27), the first Big 12 basketball weekly honors earned by a BYU Cougar, man or woman.

Personal

Born in Highland, Utah ... Daughter of Spencer and Megan Woolston ... Her father, Spencer played football at Snow College (1995 & 1998) and her mother, Megan played basketball at Southern Utah (1998-2002) ... Also recruited by Iowa, Marquette, Oklahoma State, Utah, Wake Forest

High School

2023 Utah Gatorade Player of the Year ... 2023 Utah Miss Basketball ... 2023 Max Preps All-American ... 2023 Ball is Life All-American ... 2023 SB Live All-American ... 2023 National State Champions Invitational Most Valuable Player ... 2023 Utah 6A State Champion ... 2023 National State Champions Invitational Runner-up ... 2022 Utah 6A Most Valuable Player
2022 Utah 6A State Champion ... 4x Utah 6A Region 4 Champions (2020, 2021, 2022, 2023) ... 3x Utah 6A Region 4 Most Valuable Player (2021, 2022, 2023) ... 4x Utah 6A All-State First Team Selection ... 2023 Academic All-State



2023-24 GAME-BY-GAME

OPPONENT	DATE	MIN.	FG-FGA	PCT	3FG-FGA	PCT	FT-FTA	PCT	OFF	DEF	REB	AST	BLK	STL	PF	TO	PTS	AVG
at Montana State	11/7	38	5-11	.455	3-9	.333	0-0	.000	1	2	3	1	1	1	3	2	13	13.0
Weber State	11/10	32	5-8	.625	3-5	.600	3-4	.750	0	2	2	2	0	1	1	3	16	14.5
Utah Valley	11/14	35	7-11	.636	4-7	.571	1-2	.500	1	9	10	1	0	1	2	6	19	16.0
vs. Wake Forest	11/18	33	7-10	.700	4-6	.667	0-0	.000	0	6	6	1	0	0	2	2	18	16.5
vs. Saint Louis	11/21	33	7-14	.500	5-7	.714	0-0	.000	2	3	5	1	0	1	4	4	19	17.0
LMU	11/25	34	7-9	.778	4-5	.800	0-2	.000	1	5	6	3	0	0	2	1	18	17.2
at Wyoming	11/28	31	3-6	.500	1-2	.500	1-2	.500	1	2	3	0	1	0	2	2	8	15.9
at Utah	12/2	33	7-10	.700	1-2	.500	2-2	1.000	0	1	1	1	0	2	2	2	17	16.0
Utah State	12/5	35	3-11	.272	1-4	.250	1-2	.500	2	2	4	5	0	3	2	4	8	15.1
Boise State	12/9	30	7-11	.636	4-4	1.000	0-0	.000	0	1	1	3	0	1	2	0	18	15.4
Idaho State	12/16	44	2-9	.222	2-8	.250	6-6	1.000	1	0	1	6	0	2	3	4	12	15.1
at Missouri State	12/20	39	2-7	.286	1-5	.200	6-6	1.000	3	1	4	3	0	0	2	2	11	14.8
vs. Nevada	12/21	36	2-6	.333	2-5	.400	6-6	1.000	0	2	2	6	1	0	2	6	12	14.5
at TCU	12/30	37	6-14	.429	3-8	.375	0-0	.000	1	0	1	4	0	1	3	0	15	14.6
Oklahoma	1/3	34	4-11	.364	4-9	.444	2-2	1.000	0	1	1	4	0	1	3	4	14	14.5
Iowa State	1/6	38	7-11	.636	4-6	.667	0-0	.000	0	1	1	1	0	0	2	1	18	14.8
at Houston	1/10	33	0-6	.000	0-0	.000	4-4	1.000	0	4	4	1	0	1	5	3	4	14.1
Cincinnati	1/13	38	4-14	.286	3-9	.333	1-2	.500	2	3	5	1	1	0	3	0	12	14.0
at Oklahoma State	1/17	32	4-9	.444	1-5	.200	0-0	.000	1	2	3	0	0	0	2	6	9	13.7
Texas Tech	1/20	33	5-9	.556	2-5	.400	3-4	.750	1	3	4	2	0	1	2	2	15	12.4
at Kansas State	1/27																	
at Kansas	1/31																	
West Virginia	2/3																	
Baylor	2/7																	
at Cincinnati	2/10																	
at UCF	2/13																	
Kansas	2/17																	
TCU	2/21																	
at Iowa State	2/25																	
Houston	2/28																	
at Texas	3/2																	
BBig 12 1st Round	3/7																	
Big 12 2nd Round	3/8																	
Big 12 Quarterfinals	3/9																	
Big 12 Semifinals	3/11																	
Big 12 Championship	3/12																	

SEASON HIGHS

Instagram: [kaileyw_basketball](#)
Twitter: [KaileyWoolston](#)

Points:	19 (x2)	vs. Saint Louis (11/21/23)
Rebounds:	10	Utah Valley (11/14/23)
Assists:	6 (x2)	vs. Nevada (12/21/23)
Steals:	3	Utah State (12/5/23)
Blocks:	1 (x4)	Cincinnati (1/13/24)
Field Goals:	7 (x7)	Iowa State (1/6/24)
3-Pointers:	5	vs. Saint Louis (11/21/23)
Free Throws:	6 (x3)	vs. Nevada (12/21/23)
Minutes:	44 (OT)	Idaho State (12/16/23)

CAREER HIGHS

Points:	19 (x2)	vs. Saint Louis (11/21/23)
Rebounds:	10	Utah Valley (11/14/23)
Assists:	6 (x2)	vs. Nevada (12/21/23)
Steals:	3	Utah State (12/5/23)
Blocks:	1 (x4)	Cincinnati (1/13/24)
Field Goals:	7 (x7)	Iowa State (1/6/24)
3-Pointers:	5	vs. Saint Louis (11/21/23)
Free Throws:	6 (x3)	vs. Nevada (12/21/23)
Minutes:	44 (OT)	Idaho State (12/16/23)

PRODUCTION TRACKER

Had a double-double	1 (1-0)	1 (1-0)
Scored 10+ points	16 (11-5)	16 (11-5)
Scored 20+ points	-(0-0)	-(0-0)
Led BYU in scoring	8 (5-3)	8 (5-3)
Led BYU in rebounds	-(0-0)	-(0-0)
Led BYU in assists	4 (3-1)	4 (3-1)
Led BYU in steals	1 (0-1)	1 (0-1)
Led BYU in blocks	1 (1-0)	1 (1-0)
Made 5+ FGs	10 (7-3)	10 (7-3)
Made 7+ FGs	7 (5-2)	7 (5-2)
Made 3+ 3-pt FGs	11 (8-3)	11 (8-3)
Made 5+ 3-pt FGs	2 (2-0)	2 (2-0)
Had 3+ assists	8 (5-3)	8 (5-3)
Had 5+ rebounds	5 (5-0)	5 (5-0)

CAREER STATISTICS

YEAR	GP-GS	MPG	FG-FGA	PCT	3FG-A	PCT	FT-FTA	PCT	OFF-DEF-REB	R/GM	PF-D	A	A/GM	TO	BLK	B/GM	STL	S/GM	PTS	AVG
2023-2024	20-20	35.0	94-197	.477	52-115	.452	36-44	.818	17-50-67	3.4	49-1	47	2.4	54	4	0.2	18	0.9	276	13.8
--	--	--	--	--	--	--	--	--	--	--	--	--	--	--	--	--	--	--	--	--
--	--	--	--	--	--	--	--	--	--	--	--	--	--	--	--	--	--	--	--	--
--	--	--	--	--	--	--	--	--	--	--	--	--	--	--	--	--	--	--	--	--
TOTAL	20-20	35.0	94-197	.477	52-115	.452	36-44	.818	17-50-67	3.4	49-1	47	2.4	54	4	0.2	18	0.9	276	13.8

BIG 12 CAREER STATISTICS

YEAR	GP-GS	MPG	FG-FGA	PCT	3FG-A	PCT	FT-FTA	PCT	OFF-DEF-REB	R/GM	PF-D	A	A/GM	TO	BLK	B/GM	STL	S/GM	PTS	AVG
2023-24	7-7	35.1	30-74	.405	17-46	.370	10-12	.833	5-14-19	2.7	19-1	14	2.0	16	1	0.2	4	0.6	87	12.4
TOTAL	7-7	35.1	30-74	.405	17-46	.370	10-12	.833	5-14-19	2.7	19-1	14	2.0	16	1	0.2	4	0.6	87	12.4





KAYLEE SMILER

GRADUATE | 5-8 | GUARD | HAMILTON, NEW ZEALAND | MELLVILLE HIGH SCHOOL

2022-23

Started 29 games while appearing in 31 of 33 total games in 2022-23 ... Scored 7.2 points per game on 44.7 percent shooting, going 46.7 percent from behind the arc to lead BYU ... Recorded 27 blocks and 22 steals during her junior campaign ...

2021-22

Played in 22 games ... Averaged 2.5 points, 1.1 rebounds and 1.0 assists in 12.2 minutes per game ... Shot 39.6 percent from the field ... Totaled 21 assists, including three against Pepperdine and LMU ... Made 10 of 32 from behind the arc

2020-21

Played in 24 games, averaging 16.3 minutes per contest ... Posted the second-highest 3-point percentage on the team (.392), knocking down 20 of her 51 attempts ... Averaged 3.1 points, 1.0 assists, 1.0 rebounds and 0.7 steals per game ... Ranked eighth in the WCC in assist/turnover ratio (1.6)

High School

Four-year letterwinner ... Three-time Team MVP 2015, 2016 and 2017 ... Named to Tournament Team in 2017 ... Team placed fourth at National Competition in 2017 ... Played on the Waikato U19 and U23 Club Team ... Team finished first at U19 National Competition in 2017 ... Team finished first at U23 National Competition ... Named to U19 Tournament Team in 2017 ... Played four different sports in high school

Personal

Daughter of Phillip and Loanna Smiler ... Has three brothers and a sister ... Played with her sister on Single A national championship team ... Served as student body president at Melville HS in 2017 ... Also plays piano and sax Loves Polynesian dancing ... Human Resource Management major, working on master's degree in biology

Instagram: [kaylee_smiler](#)
Twitter: [KayleeSmiler](#)
TikTok: [kaylee_smiler](#)

SEASON HIGHS

Points:	17	Idaho State (12/16/23)
Rebounds:	5 (x2)	at Utah (12/2/23)
Assists:	7 (x2)	Cincinnati (1/13/24)
Steals:	4 (x2)	at Missouri State (12/20/23)
Blocks:	4	Weber State (11/10/23)
Field Goals:	5 (x2)	at Houston (1/10/24)
3-Pointers:	4	at Houston (1/10/24)
Free Throws:	5 (x3)	Oklahoma (1/3/24)
Minutes:	39 (x2)	at TCU (12/30/23)

CAREER HIGHS

Points:	19	at Saint Mary's (1/18/20)
Rebounds:	6 (x3)	San Francisco (2/18/23)
Assists:	8	at LMU (1/12/23)
Steals:	4 (x3)	at Missouri State (12/20/23)
Blocks:	4 (x2)	Weber State (11/10/23)
Field Goals:	7 (x3)	Ball State (11/26/22)
3-Pointers:	4 (x3)	at Houston (1/10/24)
Free Throws:	6	Oklahoma (11/15/22)
Minutes:	40 (2x)	vs. Washington St. (11/18/22)

PRODUCTION TRACKER

	2023-24	Career
Had a double-double	– (0-0)	– (0-0)
Scored 10+ points	6 (4-2)	15 (8-7)
Scored 20+ points	– (0-0)	0 (0-0)
Led BYU in scoring	1 (0-1)	1
Led BYU in rebounds	– (0-0)	–
Led BYU in assists	7 (5-2)	7
Led BYU in steals	1 (0-1)	1
Led BYU in blocks	7 (4-3)	7
Made 5+ FGs	2 (1-1)	5 (3-2)
Made 3+ 3-pt FGs	4 (2-2)	7 (5-2)
Had 3+ assists	10 (7-3)	24 (16-8)
Had 5+ assists	7 (6-1)	7 (6-1)
Had 2+ blocks	5 (4-1)	13 (10-3)
Had 2+ steals	7 (4-3)	15 (11-4)

2023-24 GAME-BY-GAME

OPPONENT	DATE	MIN.	FG-FGA	PCT	3FG-FGA	PCT	FT-FTA	PCT	OFF	DEF	REB	AST	BLK	STL	PF	TO	PTS	AVG	
at Montana State	11/7	39	4-6	.667	3-3	1.000	3-4	.750	0	3	3	0	0	4	3	0	14	14.0	
Weber State	11/10	36	4-6	.667	2-3	.667	0-0	.000	1	5	6	5	4	0	2	2	10	12.0	
Utah Valley	11/14	30	0-7	.000	0-0	.000	0-0	.000	1	1	2	5	0	1	4	0	0	8.7	
vs. Wake Forest	11/18	32	3-3	1.000	3-3	1.000	1-2	.500	0	1	1	3	1	2	1	4	10	8.5	
vs. Saint Louis	11/21	36	2-5	.400	1-3	.333	0-0	.000	1	3	4	5	0	1	3	1	5	7.8	
LMU	11/25	33	3-5	.600	1-3	.333	1-2	.500	0	2	2	7	3	1	1	0	8	7.8	
at Wyoming	11/28	38	1-5	.200	0-2	.000	0-0	.000	0	0	0	2	1	2	2	1	2	7.0	
at Utah	12/2	36	1-1	1.000	1-1	1.000	1-2	.500	1	4	5	4	0	2	1	2	4	6.6	
Utah State	12/5	35	2-4	.500	2-3	.667	1-2	.500	0	3	3	3	1	2	5	3	7	6.7	
Boise State	12/9	34	3-6	.500	2-2	1.000	0-2	.000	0	2	2	5	2	2	3	3	8	4.1	
Idaho State	12/16	37	5-7	.714	2-4	.500	5-6	.833	0	3	2	3	2	3	0	4	3	17	7.7
at Missouri State	12/20	38	2-4	.500	1-1	1.000	0-0	.000	0	0	0	0	2	1	4	3	7	5	7.5
vs. Nevada	12/21																		7.5
DID NOT PLAY (INJURY)																			
at TCU	12/30	39	2-5	.400	1-2	.500	5-7	.714	0	0	0	5	1	0	3	4	9	7.6	
Oklahoma	1/3	36	2-6	.333	2-4	.500	5-6	.833	1	2	3	4	1	1	0	4	11	7.9	
Iowa State	1/6	33	3-9	.333	3-6	.500	0-0	.000	0	2	2	3	2	1	4	2	9	7.9	
at Houston	1/10	35	5-7	.714	4-5	.800	1-2	.500	0	1	1	2	0	0	4	3	15	8.4	
Cincinnati	1/13	37	2-2	1.000	1-1	1.000	4-6	.667	0	1	1	7	0	0	3	4	9	8.4	
at Oklahoma State	1/17	30	0-2	.000	0-0	.000	2-2	1.000	0	2	2	3	1	1	3	4	2	8.1	
Texas Tech	1/20	38	3-5	.600	2-3	.667	1-2	.500	0	4	4	3	1	2	2	2	9	9.1	
at Kansas State	1/27																		
at Kansas	1/31																		
West Virginia	2/3																		
Baylor	2/7																		
at Cincinnati	2/10																		
at UCF	2/13																		
Kansas	2/17																		
TCU	2/21																		
at Iowa State	2/25																		
Houston	2/28																		
at Texas	3/2																		
Big 12 1st Round	3/7																		
Big 12 2nd Round	3/8																		
Big 12 Quarterfinals	3/9																		
Big 12 Semifinals	3/11																		
Big 12 Championship	3/12																		

CAREER STATISTICS

YEAR	GP-GS	MPG	FG-FGA	PCT	3FG-A	PCT	FT-FTA	PCT	OFF-DEF-REB	R/GM	PF-D	A	A/GM	TO	BLK	B/GM	STL	S/GM	PTS	AVG
2019-2020	27-0	9.3	17-44	.386	11-28	.393	3-6	.500	9-35-44	1.6	23-0	21	0.8	17	3	0.1	7	0.3	48	1.8
2020-2021	24-0	16.3	26-66	.394	20-51	.392	2-2	1.000	3-21-24	1.0	30-0	25	1.0	26	7	0.3	16	0.7	74	3.1
2021-2022	22-0	12.2	19-48	.396	10-32	.313	6-8	.750	5-20-25	1.1	22-0	21	1.0	9	3	0.1	10	0.5	54	2.5
2022-2023	31-29	32.1	70-155	.452	45-96	.469	42-53	.768	12-46-58	1.9	82-4	64	2.1	47	28	0.9	24	0.8	227	7.3
2023-2024	19-19	35.4	47-95	.495	30-52	.577	30-45	.667	5-39-44	2.3	48-1	70	3.7	49	22	1.2	26	1.4	154	8.1
TOTAL	123-48	20.9	179-408	.439	116-259	.448	83-114	.728	34-161-195	1.6	205-5	201	1.6	138	63	0.5	83	0.7	557	4.5

BIG 12 CAREER STATISTICS

YEAR	GP-GS	MPG	FG-FGA	PCT	3FG-A	PCT	FT-FTA	PCT	OFF-DEF-REB	R/GM	PF-D	A	A/GM	TO	BLK	B/GM	STL	S/GM	PTS	AVG
2023-24	7-7	35.5	17-36	.472	12-21	.571	18-25	.720	1-12-13	1.9	16-0	27	3.9	23	6	0.9	5	0.7	64	9.1
TOTAL	7-7	35.5	17-36	.472	12-21	.571	18-25	.720	1-12-13	1.9	16-0	27	3.9	23	6	0.9	5	0.7	64	9.1



12



LAUREN GUSTIN

SENIOR | 6-1 | FORWARD | SALEM, UTAH | SALT LAKE CC/SALEM HIGH SCHOOL

2022-23
 Started all 33 games...led NCAA in rebounds per game (16.7)...led NCAA in defensive rebounds per game (11.7)...second in the NCAA in double-doubles (27)...third in the NCAA in minutes per game (38.3)...fourth in offensive rebounds per game (5.0)...broke single-season BYU rebounding record (552); Gustin's 552 rebounds is good for 3rd most in NCAA history... named West Coast Conference Co-Defensive Player of the Year...Preseason and Midseason Top 10 for Katrina McClain Award...Naismith Defensive Player of the Year Watch List...Three-time WCC Player of the Week (Dec. 5, Jan. 9, Feb. 20)...averaged 16.1 points per game, 16.7 rebounds, 2.0 assists

Named AP All-America Honorable Mention...Garnered All-WCC First Team honors...Named WCC Player of the Week on Jan. 18...Led the nation at one point in rebounds per game. Finished the season ranked sixth in the country in the category and first in the WCC with a 12.6 average. Ranked fifth nationally in defensive rebounds per game (9.1)...Tallied 27 points and 20 rebounds, both season-highs, versus Pepperdine on Feb. 4. Her 20 rebounds were the sixth most by a BYU women's basketball player in Marriott Center history and the most since Tina Gunn pulled down 23 boards vs. Utah State in 1980...Ranked 11th in the country in double-doubles with 15...On the team, ranked third in scoring (11.3 ppg) and second in steals (1.0 SPG)...Was the team's leading rebounder in 21 of 24 games played

2021-22
 All-WCC First Team...Finalist for Katrina McClain Award...Led WCC and No. 8 nationally in rebounding average (11.6)...14 double-doubles (No. 28 nationally)...Career-high 21 rebounds at Oklahoma (Dec. 10, 2021)...Led WCC in total rebounds (335) and No. 17 nationally...No. 4 in single-season history at BYU with 335 boards...Led WCC with 4.3 offensive rebounds per game...WCC Player of the Week (Dec. 27, 2021)...Scored in double figures 19 times...double-digit rebounds in 23 games...Shot 50.7 percent from the field (No. 7 in WCC)...No. 14 in career rebounds at BYU with 638

2019-2020
 Played one season averaging a double-double with 19.1 points and 13.1 rebounds per game...Named NJCAA All-America Honorable Mention

Personal
 Daughter of Scarlett and John Gustin...three brothers and one sister...Mom (Scarlett Overly) played basketball at BYU from 1987-1989 where she was a third-team All-American and all-conference honoree...Father played quarterback at Wyoming...Brother (Porter) plays for the Miami Dolphins after playing linebacker and defensive end at USC.

2020-21

2023-24 GAME-BY-GAME

OPPONENT	DATE	MIN.	FG-FGA	PCT	3FG-FGA	PCT	FT-FTA	PCT	OFF	DEF	REB	AST	BLK	STL	PF	TO	PTS	AVG
at Montana State	11/7	35	3-10	.300	0-0	.000	3-6	.500	4	7	11	0	0	1	4	2	9	9.0
Weber State	11/10	29	10-13	.769	0-0	.000	4-8	.500	1	11	12	1	0	0	2	2	24	16.5
Utah Valley	11/14	39	6-12	.500	0-0	.000	1-6	.167	11	10	21	6	1	0	1	6	13	15.3
vs. Wake Forest	11/18	29	6-12	.500	0-0	.000	1-2	.500	5	17	22	2	0	1	2	6	13	14.8
vs. Saint Louis	11/21	33	7-12	.583	0-0	.000	2-5	.400	1	12	13	2	0	1	4	2	16	15.0
LMU	11/25	35	6-8	.750	0-0	.000	3-6	.500	1	14	15	0	1	0	3	4	15	15.0
at Wyoming	11/28	39	11-18	.611	0-0	.000	2-2	1.000	2	6	8	4	0	0	2	3	24	16.3
at Utah	12/2	34	8-14	.571	0-1	.000	1-2	.500	4	10	14	3	1	1	5	4	17	16.4
Utah State	12/5	40	8-15	.533	0-1	.000	5-13	.385	6	15	21	2	0	0	4	5	21	16.9
Boise State	12/9	34	6-11	.545	0-0	.000	4-10	.400	7	11	18	2	0	0	2	6	16	16.8
Idaho State	12/16	44	8-19	.421	0-2	.000	2-6	.333	12	9	21	3	0	2	2	5	18	16.9
at Missouri State	12/20	40	5-10	.500	0-0	.000	1-2	.500	4	9	13	4	0	0	2	4	11	16.4
vs. Nevada	12/21	34	11-15	.733	0-0	.000	1-6	.166	3	10	13	1	0	0	2	2	23	16.9
at TCU	12/30	39	5-17	.294	0-1	.000	0-0	.000	6	10	16	0	0	1	2	0	10	16.4
Oklahoma	1/3	36	7-12	.583	0-0	.000	1-3	.333	8	12	20	0	0	0	4	1	15	16.3
Iowa State	1/6	38	7-17	.412	0-0	.000	0-3	.000	4	10	14	4	0	0	3	2	14	16.2
at Houston	1/10	40	7-12	.583	0-0	.000	0-0	.000	8	9	17	1	1	0	3	3	14	16.1
Cincinnati	1/13	30	4-8	.500	0-0	.000	3-4	.750	2	8	10	2	0	1	3	3	11	15.8
at Oklahoma State	1/17	34	4-9	.444	0-1	.000	2-7	.286	4	6	10	3	0	0	1	4	10	15.5
Texas Tech	1/20	36	8-17	.471	0-0	.000	1-2	.500	8	6	14	1	0	1	3	1	17	13.0
at Kansas State	1/27																	
at Kansas	1/31																	
West Virginia	2/3																	
Baylor	2/7																	
at Cincinnati	2/10																	
at UCF	2/13																	
Kansas	2/17																	
TCU	2/21																	
at Iowa State	2/25																	
Houston	2/28																	
at Texas	3/2																	
Big 12 1st Round	3/7																	
Big 12 2nd Round	3/8																	
Big 12 Quarterfinals	3/9																	
Big 12 Semifinals	3/11																	
Big 12 Championship	3/12																	

Instagram: [laurengustin0](#)
 Twitter: [laurengustin0](#)
 TikTok: [laurengustin0](#)

SEASON HIGHS	POINTS	REBOUNDS	ASSISTS	STEALS	BLOCKS	FIELD GOALS	3-POINTERS	FREE THROWS	MINUTES
Points:	24 (x2)	at Wyoming (11/28/23)							
Rebounds:	22	vs. Wake Forest (11/18/23)							
Assists:	6	Utah Valley (11/14/23)							
Steals:	2	Idaho State (12/16/23)							
Blocks:	1 (x4)	at Houston (1/10/24)							
Field Goals:	11 (2)	vs. Nevada (12/21/23)							
3-Pointers:	-								
Free Throws:	5	Utah State (12/5/23)							
Minutes:	44 (OT)	Idaho State (12/16/23)							

CAREER HIGHS	POINTS	REBOUNDS	ASSISTS	STEALS	BLOCKS	FIELD GOALS	3-POINTERS	FREE THROWS	MINUTES
Points:	30 (2x)	at Santa Clara (2/16/23)							
Rebounds:	27	San Francisco (3/4/23)							
Assists:	8	vs. Troy (11/19/22)							
Steals:	4	at Oklahoma (12/10/21)							
Blocks:	2 (4x)	San Diego (1/7/23)							
Field Goals:	14 (2x)	at Santa Clara (2/16/23)							
3-Pointers:	1 (3x)	San Francisco (1/19/23)							
Free Throws:	7	at Utah State (2/7/20)							
Minutes:	45	Pepperdine (2/9/23)							

PRODUCTION TRACKER	2023-24	Career
Had a double-double	18 (11-7)	74 (54-20)
Scored 10+ points	19 (11-8)	80 (56-24)
Scored 20+ points	3 (2-1)	16 (11-5)
Led BYU in scoring	9 (5-4)	9
Led BYU in rebounds	20 (12-8)	20
Led BYU in assists	3 (1-2)	3
Led BYU in steals	- (0-0)	- (0-0)
Led BYU in blocks	1 (0-1)	1 (0-1)
Had 3+ assists	7 (3-4)	27 (15-12)
Had 2+ blocks	- (0-0)	- (0-0)
Had 10+ rebounds	19 (12-7)	96 (64-32)
Had 15+ rebounds	9 (6-3)	40 (27-13)
Had 20+ rebounds	5 (4-1)	17 (12-5)
Had 24+ rebounds	- (0-0)	4 (3-1)

CAREER STATISTICS

YEAR	GP-GS	MPG	FG-FGA	PCT	3FG-A	PCT	FT-FTA	PCT	OFF-DEF-REB	R/GM	PF-D	A	A/GM	TO	BLK	B/GM	STL	S/GM	PTS	AVG
2020-2021	24-24	32.7	114-241	.473	0-3	.000	44-64	.688	85-218-303	12.6	53-1	48	2.0	54	6	0.3	23	1.0	272	11.3
2021-2022	29-29	29.1	141-278	.507	0-1	.000	29-60	.483	126-209-335	11.6	56-1	28	1.0	36	7	0.2	37	1.3	311	10.7
2022-2023	33-33	38.3	229-462	.496	3-15	.200	71-130	.546	165-387-552	16.7	87-2	66	2.0	93	16	0.5	23	0.7	532	16.1
2023-2024	20-20	35.8	137-261	.525	0-6	.000	37-93	.398	101-202-303	15.2	54-1	41	2.1	65	4	0.2	9	0.5	311	15.6
--	--	--	--	--	--	--	--	--	--	--	--	--	--	--	--	--	--	--	--	--
TOTAL	106-106	34.1	621-1242	.500	3-25	.120	181-347	.522	477-1016-1493	14.1	250-5	183	1.7	248	33	0.3	92	0.9	1426	13.5

BIG 12 CAREER STATISTICS

YEAR	GP-GS	MPG	FG-FGA	PCT	3FG-A	PCT	FT-FTA	PCT	OFF-DEF-REB	R/GM	PF-D	A	A/GM	TO	BLK	B/GM	STL	S/GM	PTS	AVG
2023-24	7-7	36.1	42-92	.457	0-2	.000	7-19	.368	40-61-101	14.4	19-0	11	1.6	14	1	0.2	3	0.4	91	13.0
TOTAL	7-7	36.1	42-92	.457	0-2	.000	7-19	.368	40-61-101	14.4	19-0	11	1.6	14	1	0.2	3	0.4	91	13.0



15



MCKINLEY WILLARDSON

FRESHMAN | 6-1 | FORWARD | CORONA, CALIFORNIA | SANTIAGO HIGH SCHOOL

High School
 Four-year starter and team captain at Santiago High School... California Division I All-State Honoree...Led her team to the 2023 California Division I State Championship...Scored 12.1 points while grabbing 8.9 rebounds per contest during her senior year...Citrus Belt Area Female Athlete of the Year... Holds her high school single-game scoring record with 48 points (as a sophomore)...Averaged 23 points, 12 rebounds and 3 blocks per game in the California State playoffs... Played for EYBL "Team Why Not," sponsored by Air Jordan ...4x All-Conference Scholar Athlete with a 4.0 GPA...Also recruited by St. Mary's, Portland State, San Jose St, Idaho State, Cal State Northridge, Utah Valley, Sacramento State, Cal State Monterey, Cal State Bakersfield and Cal Poly Pomona

Personal
 Daughter of Chad and Amber Willardson...Oldest of five children...Cousins Kristen Riley, Lauren Riley and Taylor Maughan played basketball at BYU...Earned the National Seal of Biliiteracy (Spanish) in 2023...Played volleyball and lacrosse in high school...Enjoys surfing, snow skiing, flying planes, painting, concerts and plays

Instagram: [mckinleyravy](#)
 LinkedIn: [McKinley Willardson](#)

SEASON HIGHS

Points:	2	Weber State (11/10/23)
Rebounds:	1	Weber State (11/10/23)
Assists:	-	
Steals:	-	
Blocks:	-	
Field Goals:	1	Weber State (11/10/23)
3-Pointers:	-	
Free Throws:	1	Oklahoma (1/3/24)
Minutes:	2	vs. Wake Forest (11/18/23)

CAREER HIGHS

Points:	2	Weber State (11/10/23)
Rebounds:	1	Weber State (11/10/23)
Assists:	-	
Steals:	-	
Blocks:	-	
Field Goals:	1	Weber State (11/10/23)
3-Pointers:	-	
Free Throws:	1	Oklahoma (1/3/24)
Minutes:	2	vs. Wake Forest (11/18/23)

PRODUCTION TRACKER

Had a double-double	- (0-0)	- (0-0)
Scored 10+ points	- (0-0)	- (0-0)
Scored 20+ points	- (0-0)	- (0-0)
Led BYU in scoring	- (0-0)	- (0-0)
Led BYU in rebounds	- (0-0)	- (0-0)
Led BYU in assists	- (0-0)	- (0-0)
Led BYU in steals	- (0-0)	- (0-0)
Led BYU in blocks	- (0-0)	- (0-0)
Made 5+ FGs	- (0-0)	- (0-0)
Made 3+ 3-pt FGs	- (0-0)	- (0-0)
Had 3+ assists	- (0-0)	- (0-0)
Had 3+ blocks	- (0-0)	- (0-0)
Had 5+ rebounds	- (0-0)	- (0-0)
Had 10+ rebounds	- (0-0)	- (0-0)

2023-24 GAME-BY-GAME

OPPONENT	DATE	MIN.	FG-FGA	PCT	3FG-FGA	PCT	FT-FTA	PCT	OFF	DEF	REB	AST	BLK	STL	PF	TO	PTS	AVG
at Montana State	11/7																	
Weber State	11/10	1	1-1	1.000	0-0	.000	0-0	.000	1	0	1	0	0	0	0	2	2	2.0
Utah Valley	11/14																	
vs. Wake Forest	11/18	2	0-0	.000	0-0	.000	0-0	.000	0	0	0	1	0	0	0	1	0	1.0
vs. Saint Louis	11/21																	
LMU	11/25																	
at Wyoming	11/28																	
at Utah	12/2																	
Utah State	12/5																	
Boise State	12/9	1	0-0	.000	0-0	.000	0-0	.000	0	0	0	0	0	0	0	0	0	0.7
Idaho State	12/16																	
at Missouri State	12/20																	
vs. Nevada	12/21																	
at TCU	12/30																	
Oklahoma	1/3	1	0-0	.000	0-0	.000	1-2	.500	0	0	0	0	0	0	0	1	0	0.8
Iowa State	1/6																	
at Houston	1/10																	
Cincinnati	1/13																	
at Oklahoma State	1/17	1	0-0	.000	0-0	.000	0-0	.000	0	0	0	0	0	0	1	0	0	0.6
Texas Tech	1/20																	
at Kansas State	1/27																	
at Kansas	1/31																	
West Virginia	2/3																	
Baylor	2/7																	
at Cincinnati	2/10																	
at UCF	2/13																	
Kansas	2/17																	
TCU	2/21																	
at Iowa State	2/25																	
Houston	2/28																	
at Texas	3/2																	
Big 12 1st Round	3/7																	
Big 12 2nd Round	3/8																	
Big 12 Quarterfinals	3/9																	
Big 12 Semifinals	3/11																	
Big 12 Championship	3/12																	

CAREER STATISTICS

YEAR	GP-GS	MPG	FG-FGA	PCT	3FG-A	PCT	FT-FTA	PCT	OFF-DEF-REB	R/GM	PF-D	A	A/GM	TO	BLK	B/GM	STL	S/GM	PTS	AVG
2023-2024	5-0	1.4	1-1	1.000	0-0	.000	1-2	.500	1-0-1	0.2	0-0	1	0.2	1	0	0.0	0	0.0	3	0.6
-	-	-	-	-	-	-	-	-	-	-	-	-	-	-	-	-	-	-	-	-
-	-	-	-	-	-	-	-	-	-	-	-	-	-	-	-	-	-	-	-	-
-	-	-	-	-	-	-	-	-	-	-	-	-	-	-	-	-	-	-	-	-
-	-	-	-	-	-	-	-	-	-	-	-	-	-	-	-	-	-	-	-	-
TOTAL	5-0	1.4	1-1	1.000	0-0	.000	1-2	.500	1-0-1	0.2	0-0	1	0.2	1	0	0.0	0	0.0	3	0.6

BIG 12 CAREER STATISTICS

YEAR	GP-GS	MPG	FG-FGA	PCT	3FG-A	PCT	FT-FTA	PCT	OFF-DEF-REB	R/GM	PF-D	A	A/GM	TO	BLK	B/GM	STL	S/GM	PTS	AVG
2023-24	2-0	1.2	0-0	.000	0-0	.000	1-2	.500	0-0-0	0.0	0-0	0	0.0	0	0	0.0	0	0.0	1	0.5
-	-	-	-	-	-	-	-	-	-	-	-	-	-	-	-	-	-	-	-	-
-	-	-	-	-	-	-	-	-	-	-	-	-	-	-	-	-	-	-	-	-
-	-	-	-	-	-	-	-	-	-	-	-	-	-	-	-	-	-	-	-	-
TOTAL	2-0	1.2	0-0	.000	0-0	.000	1-2	.500	0-0-0	0.0	0-0	0	0.0	0	0	0.0	0	0.0	1	0.5





MARINA MATA

FRESHMAN | 6-1 | FORWARD | BARBASTRO, SPAIN | INSTITUTO JOAQUIM BLUME EN BARCELONA

Before BYU
 Played for the U18 Spanish National Team in the U18 Women's European Championship where she helped Spain earn a bronze medal in the tournament while averaging 11.2 points, 6.5 rebounds and 0.8 assists.

Personal
 Daughter of Patricia y Miguel Ángel...Has a brother named Sergio...Played for the Spanish World Cup Team...Working on a degree in psychology

In Spain's win over Latvia in the opening round, Mata went 6-for-6 from the field to total 16 points, 9 rebounds, two assists and two blocks.

Instagram: [mariinamata](#)
 Twitter: [mariinamata](#)
 TikTok: [mariinamata](#)

2023-24 GAME-BY-GAME

OPPONENT	DATE	MIN.	FG-FGA	PCT	3FG-FGA	PCT	FT-FTA	PCT	OFF	DEF	REB	AST	BLK	STL	PF	TO	PTS	AVG
at Montana State	11/7																	
Weber State	11/10	8	0-1	.000	0-1	.000	0-0	.000	0	0	0	0	0	0	0	0	0	0.0
Utah Valley	11/14	1	0-0	.000	0-0	.000	0-0	.000	0	0	0	0	0	0	0	0	0	0.0
vs. Wake Forest	11/18	6	0-1	.000	0-0	.000	2-2	1.000	1	1	0	0	0	0	3	2	2	0.6
vs. Saint Louis	11/21	2	0-0	.000	0-0	.000	0-0	.000	0	0	0	0	0	0	1	1	0	0.5
LMU	11/25																	
at Wyoming	11/28																	
at Utah	12/2	1	0-0	.000	0-0	.000	0-0	.000	0	0	0	0	0	0	0	0	0	0.4
Utah State	12/5	1	0-0	.000	0-0	.000	0-0	.000	0	0	0	0	0	0	0	0	0	0.3
Boise State	12/9	2	0-0	.000	0-0	.000	0-0	.000	0	0	0	0	0	0	0	1	0	0.3
Idaho State	12/16																	
at Missouri State	12/20																	
vs. Nevada	12/21	1	0-0	.000	0-0	.000	0-0	.000	0	0	0	0	0	0	0	0	0	0.3
at TCU	12/30	1	0-0	.000	0-0	.000	0-0	.000	0	0	0	0	0	0	0	0	0	0.2
Oklahoma	1/3	1	0-0	.000	0-0	.000	0-0	.000	0	0	0	0	0	0	0	0	0	0.2
Iowa State	1/6																	
at Houston	1/10																	
Cincinnati	1/13																	
at Oklahoma State	1/17	3	0-0	.000	0-0	.000	0-0	.000	1	1	0	0	0	0	0	0	0	0.2
Texas Tech	1/20																	
at Kansas State	1/27																	
at Kansas	1/31																	
West Virginia	2/3																	
Baylor	2/7																	
at Cincinnati	2/10																	
at UCF	2/13																	
Kansas	2/17																	
TCU	2/21																	
at Iowa State	2/25																	
Houston	2/28																	
at Texas	3/2																	
Big 12 1st Round	3/7																	
Big 12 2nd Round	3/8																	
Big 12 Quarterfinals	3/9																	
Big 12 Semifinals	3/11																	
Big 12 Championship	3/12																	

SEASON HIGHS

Points:	2	vs. Wake Forest (11/18/23)
Rebounds:	1	vs. Wake Forest (11/18/23)
Assists:	-	
Steals:	-	
Blocks:	-	
Field Goals:	-	
3-Pointers:	-	
Free Throws:	2	vs. Wake Forest (11/18/23)
Minutes:	8	Weber State (11/10/23)

CAREER HIGHS

Points:	2	vs. Wake Forest (11/18/23)
Rebounds:	1	vs. Wake Forest (11/18/23)
Assists:	-	
Steals:	-	
Blocks:	-	
Field Goals:	-	
3-Pointers:	-	
Free Throws:	2	vs. Wake Forest (11/18/23)
Minutes:	8	Weber State (11/10/23)

PRODUCTION TRACKER

	2023-24	Career
Had a double-double	- (0-0)	- (0-0)
Scored 10+ points	- (0-0)	- (0-0)
Scored 20+ points	- (0-0)	- (0-0)
Led BYU in scoring	- (0-0)	- (0-0)
Led BYU in rebounds	- (0-0)	- (0-0)
Led BYU in assists	- (0-0)	- (0-0)
Led BYU in steals	- (0-0)	- (0-0)
Led BYU in blocks	- (0-0)	- (0-0)
Made 5+ FGs	- (0-0)	- (0-0)
Made 3+ 3-pt FGs	- (0-0)	- (0-0)
Had 3+ assists	- (0-0)	- (0-0)
Had 3+ blocks	- (0-0)	- (0-0)
Had 5+ rebounds	- (0-0)	- (0-0)
Had 10+ rebounds	- (0-0)	- (0-0)

CAREER STATISTICS

YEAR	GP-GS	MPG	FG-FGA	PCT	3FG-A	PCT	FT-FTA	PCT	OFF-DEF-REB	R/GM	PF-D	A	A/GM	TO	BLK	B/GM	STL	S/GM	PTS	AVG
2023-2024	11-0	2.3	0-2	.000	0-1	.000	2-2	1.000	0-2-2	0.2	4-0	0	0.0	4	0	0.0	0	0.0	2	0.2
-	-	-	-	-	-	-	-	-	-	-	-	-	-	-	-	-	-	-	-	-
-	-	-	-	-	-	-	-	-	-	-	-	-	-	-	-	-	-	-	-	-
-	-	-	-	-	-	-	-	-	-	-	-	-	-	-	-	-	-	-	-	-
-	-	-	-	-	-	-	-	-	-	-	-	-	-	-	-	-	-	-	-	-
TOTAL	11-0	2.3	0-2	.000	0-1	.000	2-2	1.000	0-2-2	0.2	4-0	0	0.0	4	0	0.0	0	0.0	2	0.2

BIG 12 CAREER STATISTICS

YEAR	GP-GS	MPG	FG-FGA	PCT	3FG-A	PCT	FT-FTA	PCT	OFF-DEF-REB	R/GM	PF-D	A	A/GM	TO	BLK	B/GM	STL	S/GM	PTS	AVG
2023-24	3-0	1.8	0-0	.000	0-0	.000	0-0	.000	0-1-1	0.3	0-0	0	0-0	0	0	0.0	0	0.0	0	0.0
-	-	-	-	-	-	-	-	-	-	-	-	-	-	-	-	-	-	-	-	-
-	-	-	-	-	-	-	-	-	-	-	-	-	-	-	-	-	-	-	-	-
-	-	-	-	-	-	-	-	-	-	-	-	-	-	-	-	-	-	-	-	-
TOTAL	3-0	1.8	0-0	.000	0-0	.000	0-0	.000	0-1-1	0.3	0-0	0	0-0	0	0	0.0	0	0.0	0	0.0



21



HEATHER HAMSON

JUNIOR | 6-3 | FORWARD | LINDON, UTAH | PLEASANT GROVE HIGH SCHOOL
2022-23

Hamson appeared in 21 games for the Cougars during the 2022-23 campaign and contributed 1.1 points on 53.3 percent shooting, 0.4 rebounds per game.

High School

Earned Utah 5A All-State selection in 2021 at Pleasant Grove High School...Named to the Utah 5A Academic All-State Team...Also earned All-State honors in volleyball where she led Pleasant Grove to the 2019 5A volleyball state championship

Personal

Daughter of David and Tresa...Mother, Tresa Spaulding Hamson, played basketball at BYU from 1983-1987. Heather's sisters Jennifer and Sara also suited up for the BYU women's team...Majoring in exercise science with the desire to go into athletic training



Instagram: [heather_hamson21](#)
Twitter: [heath_bar1312](#)

SEASON HIGHS

Points: 6 vs. Nevada (12/21/23)
Rebounds: --
Assists: 1 Weber State (11/10/23)
Steals: 1 Weber State (11/10/23)
Blocks: --
Field Goals: 3 vs. Nevada (12/21/23)
3-Pointers: --
Free Throws: 2 at Oklahoma St. (1/17/24)
Minutes: 9 vs. Nevada (12/21/23)

CAREER HIGHS

Points: 6 (x3) vs. Nevada (12/21/23)
Rebounds: 2 (2x) Pepperdine (3/3/23)
Assists: 1 (6x) LMU (2/11/23)
Steals: 1 Saint Mary's (12/31/22)
Blocks: 2 Saint Mary's (12/31/22)
Field Goals: 3 vs. Nevada (12/21/23)
3-Pointers: --
Free Throws: 4 at LMU (1/12/23)
Minutes: 14 at LMU (1/12/23)

PRODUCTION TRACKER

Had a double-double	-(0-0)	-(0-0)
Scored 10+ points	-(0-0)	-(0-0)
Scored 20+ points	-(0-0)	-(0-0)
Led BYU in scoring	-(0-0)	-(0-0)
Led BYU in rebounds	-(0-0)	-(0-0)
Led BYU in assists	-(0-0)	-(0-0)
Led BYU in steals	-(0-0)	-(0-0)
Led BYU in blocks	-(0-0)	-(0-0)
Made 5+ FGs	-(0-0)	-(0-0)
Made 3+ 3-pt FGs	-(0-0)	-(0-0)
Had 3+ assists	-(0-0)	-(0-0)
Had 3+ blocks	-(0-0)	-(0-0)
Had 5+ rebounds	-(0-0)	-(0-0)
Had 10+ rebounds	-(0-0)	-(0-0)

2023-24 GAME-BY-GAME

OPPONENT	DATE	MIN.	FG-FGA	PCT	3FG-FGA	PCT	FT-FTA	PCT	OFF	DEF	REB	AST	BLK	STL	PF	TO	PTS	AVG
at Montana State	11/7	1	0-0	.000	0-0	.000	0-0	.000	0	0	0	0	0	0	0	0	0	0.0
Weber State	11/10	6	1-2	.500	0-0	.000	1-3	.333	0	0	0	0	0	1	0	0	3	1.5
Utah Valley	11/14	1	0-0	.000	0-0	.000	0-0	.000	0	0	0	0	0	0	1	1	0	1.0
vs. Wake Forest	11/18	4	0-1	.000	0-0	.000	0-0	.000	0	3	3	0	1	0	1	0	0	0.8
vs. Saint Louis	11/21	2	0-0	.000	0-0	.000	0-0	.000	0	0	0	0	0	0	0	0	0	0.6
LMU	11/25	2	0-0	.000	0-0	.000	0-0	.000	0	0	0	0	0	0	1	0	0	0.5
at Wyoming	11/28																	DID NOT PLAY
at Utah	12/2	1	0-0	.000	0-0	.000	0-0	.000	0	0	0	0	0	0	0	0	0	0.4
Utah State	12/5																	DID NOT PLAY
Boise State	12/9	2	1-1	1.000	0-0	.000	0-0	.000	0	0	0	0	0	0	0	0	2	0.6
Idaho State	12/16																	DID NOT PLAY
at Missouri State	12/20																	DID NOT PLAY
vs. Nevada	12/21	9	3-3	1.000	0-0	.000	0-0	.000	0	0	0	0	0	0	1	0	6	1.2
at TCU	12/30	5	0-1	.000	0-0	.000	0-0	.000	0	0	0	0	0	0	1	0	0	1.1
Oklahoma	1/3																	DID NOT PLAY
Iowa State	1/6																	DID NOT PLAY
at Houston	1/10																	DID NOT PLAY
Cincinnati	1/13																	DID NOT PLAY
at Oklahoma State	1/17	2	0-0	.000	0-0	.000	2-2	1.000	2	1	3	0	0	0	0	2	2	1.2
Texas Tech	1/20																	DID NOT PLAY
at Kansas State	1/27																	DID NOT PLAY
at Kansas	1/31																	DID NOT PLAY
West Virginia	2/3																	DID NOT PLAY
Baylor	2/7																	DID NOT PLAY
at Cincinnati	2/10																	DID NOT PLAY
at UCF	2/13																	DID NOT PLAY
Kansas	2/17																	DID NOT PLAY
TCU	2/21																	DID NOT PLAY
at Iowa State	2/25																	DID NOT PLAY
Houston	2/28																	DID NOT PLAY
at Texas	3/2																	DID NOT PLAY
Big 12 1st Round	3/7																	DID NOT PLAY
Big 12 2nd Round	3/8																	DID NOT PLAY
Big 12 Quarterfinals	3/9																	DID NOT PLAY
Big 12 Semifinals	3/11																	DID NOT PLAY
Big 12 Championship	3/12																	DID NOT PLAY

CAREER STATISTICS

YEAR	GP-GS	MPG	FG-FGA	PCT	3FG-A	PCT	FT-FTA	PCT	OFF-DEF-REB	R/GM	PF-D	A	A/GM	TO	BLK	B/GM	STL	S/GM	PTS	AVG
2022-23	21-0	4.2	8-15	.533	0-0	.000	7-8	.875	4-5-9	0.4	12-0	6	0.3	8	2	0.1	1	0.1	23	1.1
2023-24	11-0	3.1	5-8	.625	0-0	.000	3-5	.600	2-4-6	0.5	3-0	1	0.1	5	1	0.1	1	0.1	13	1.2
--	--	--	--	--	--	--	--	--	--	--	--	--	--	--	--	--	--	--	--	--
--	--	--	--	--	--	--	--	--	--	--	--	--	--	--	--	--	--	--	--	--
TOTAL	32-0	3.8	13-23	.565	0-0	.000	10-13	.769	6-9-15	0.5	15-0	7	0.2	13	3	0.1	2	0.1	36	1.1

BIG 12 CAREER STATISTICS

YEAR	GP-GS	MPG	FG-FGA	PCT	3FG-A	PCT	FT-FTA	PCT	OFF-DEF-REB	R/GM	PF-D	A	A/GM	TO	BLK	B/GM	STL	S/GM	PTS	AVG
2023-24	2-0	3.5	0-1	.000	0-0	.000	2-2	1.000	2-1-3	1.5	0-0	0	0.0	3	0	0.0	0	0.0	2	1.0
TOTAL	2-0	3.5	0-1	.000	0-0	.000	2-2	1.000	2-1-3	1.5	0-0	0	0.0	3	0	0.0	0	0.0	2	1.0



24



ROSE BUBAKAR

JUNIOR | 6-0 | GUARD | FREDERICK, MARYLAND | FREDERICK HIGH SCHOOL
2022-23

Appeared in all 33 games, starting in 11 for the Cougars a year ago...Bubakar contributed 6.7 points per contest on a 44.6 percent clip...the sophomore also grabbed 3.0 rebounds, dished 1.0 assists and 0.6 assists.

Before BYU

Prepped at Frederick High School where she was a three-time all-state selection...Two-time state champion...Won two CMS titles...Three-time CMC divisional champ...Helped win three region titles

Personal

Parents are Caroline and Kabeya Bubakar... Undecided on major...Loves to dance and can play guitar and piano

2021-22

Played in 18 games...Averaged 6.6 minutes per game, scoring 2.2 points...Shot 34.1 percent from the field...Averaged 1.6 rebounds...Season-high 8 points against Utah State...Scored 6 points against Santa Clara with two 3-pointers...Season-high 4 rebounds against Pacific...Played a season-high 11 minutes against Pepperdine and had 3 points, 1 assist, 1 steal and 3 rebounds

2023-24 GAME-BY-GAME

OPPONENT	DATE	MIN.	FG-FGA	PCT	3FG-FGA	PCT	FT-FTA	PCT	OFF	DEF	REB	AST	BLK	STL	PF	TO	PTS	AVG
at Montana State	11/7	11	1-4	.250	0-2	.000	0-1	.000	0	3	3	0	0	1	1	1	2	2.0
Weber State	11/10	9	1-2	.500	1-2	.500	1-2	.500	1	2	3	2	0	0	1	2	4	3.0
Utah Valley	11/14	6	0-1	.000	0-0	.000	0-0	.000	0	0	0	0	0	0	0	2	0	2.0
vs. Wake Forest	11/18	20	1-4	.250	0-3	.000	0-0	.000	1	1	2	1	0	1	1	0	2	2.0
vs. Saint Louis	11/21	20	1-5	.200	0-4	.000	6-6	1.000	1	1	2	1	0	2	2	2	8	3.2
LMU	11/25	12	0-2	.000	0-1	.000	2-2	1.000	1	0	1	0	0	0	1	1	2	3.0
at Wyoming	11/28	5	0-1	.000	0-1	.000	0-0	.000	1	0	1	0	0	0	0	0	0	2.6
at Utah	12/2	4	0-1	.000	0-1	.000	0-0	.000	1	0	1	0	0	1	0	1	0	2.3
Utah State	12/5	4	0-0	.000	0-0	.000	0-0	.000	0	0	0	0	0	0	0	0	0	2.0
Boise State	12/9	16	1-5	.200	0-1	.000	0-0	.000	1	4	5	1	0	0	1	0	2	2.0
Idaho State	12/16	7	1-1	1.000	0-0	.000	0-0	.000	2	0	2	0	0	1	1	2	2	2.0
at Missouri State	12/20	10	1-2	.500	0-1	.000	0-0	.000	0	0	0	0	0	0	0	1	2	2.0
vs. Nevada	12/21	12	0-0	.000	0-0	.000	0-0	.000	0	3	3	1	0	1	0	1	0	1.8
at TCU	12/30	9	3-5	.600	1-2	.500	0-0	.000	0	1	1	3	0	0	2	0	7	2.2
Oklahoma	1/3	11	0-4	.000	0-2	.000	3-4	.750	0	2	2	0	0	1	1	0	3	2.3
Iowa State	1/6	17	5-8	.625	1-1	1.000	0-0	.000	1	0	1	2	0	0	0	0	11	2.8
at Houston	1/10	20	1-4	.250	0-0	.000	2-2	1.000	2	4	6	3	0	0	3	3	4	2.9
Cincinnati	1/13	8	1-1	1.000	0-0	.000	0-0	.000	0	0	1	0	0	0	0	0	2	2.8
at Oklahoma State	1/17	19	2-4	.500	0-0	.000	2-4	.500	0	1	1	0	0	1	2	1	6	3.0
Texas Tech	1/20	15	1-2	.500	1-1	1.000	0-0	.000	0	1	1	1	1	1	2	2	3	5.1
at Kansas State	1/27																	
at Kansas	1/31																	
West Virginia	2/3																	
Baylor	2/7																	
at Cincinnati	2/10																	
at UCF	2/13																	
Kansas	2/17																	
TCU	2/21																	
at Iowa State	2/25																	
Houston	2/28																	
at Texas	3/2																	
Big 12 1st Round	3/7																	
Big 12 2nd Round	3/8																	
Big 12 Quarterfinals	3/9																	
Big 12 Semifinals	3/11																	
Big 12 Championship	3/12																	

SEASON HIGHS

Points:	11	Iowa State (1/6/24)
Rebounds:	6	at Houston (1/10/24)
Assists:	3 (x2)	at Houston (1/10/24)
Steals:	2	vs. Saint Louis (11/21/23)
Blocks:	1	vs. Texas Tech (1/20/24)
Field Goals:	5	Iowa State (1/6/24)
3-Pointers:	1 (x3)	Iowa State (1/6/24)
Free Throws:	6	vs. Saint Louis (11/21/23)
Minutes:	20 (x2)	at Houston (1/10/24)

CAREER HIGHS

Points:	19	vs. Troy (11/19/22)
Rebounds:	8	vs. Washington State (11/18/22)
Assists:	4	San Diego (1/7/23)
Steals:	2 (x4)	vs. Saint Louis (11/21/23)
Blocks:	2	San Francisco (1/19/23)
Field Goals:	7	vs. Washington State (11/18/22)
3-Pointers:	2	LMU (2/11/23)
Free Throws:	6	vs. Troy (11/19/22)
Minutes:	35	at Boise State (12/1/22)

PRODUCTION TRACKER

Had a double-double	-(0-0)	-(0-0)
Scored 10+ points	1 (0-1)	9 (5-4)
Scored 20+ points	-(0-0)	-(0-0)
Led BYU in scoring	-(0-0)	-(0-0)
Led BYU in rebounds	-(0-0)	-(0-0)
Led BYU in assists	-(0-0)	-(0-0)
Led BYU in steals	-(0-0)	-(0-0)
Led BYU in blocks	-(0-0)	-(0-0)
Made 5+ FGs	1 (0-1)	8 (4-4)
Made 3+ 3-pt FGs	-(0-0)	-(0-0)
Had 3+ assists	1 (0-1)	5 (4-1)
Had 2+ steals	-(0-0)	3 (2-1)
Had 5+ rebounds	-(0-0)	6 (4-2)
Had 10+ rebounds	-(0-0)	-(0-0)

CAREER STATISTICS

YEAR	GP-GS	MPG	FG-FGA	PCT	3FG-A	PCT	FT-FTA	PCT	OFF-DEF-REB	R/GM	PF-D	A	A/GM	TO	BLK	B/GM	STL	S/GM	PTS	AVG
2021-2022	18-0	6.6	14-41	.341	4-17	.235	7-14	.500	10-18-28	1.6	6-0	4	0.2	4	2	0.1	3	0.2	39	2.2
2022-2023	33-11	20.8	82-184	.446	14-42	.333	42-59	.712	26-72-98	3.0	26-0	33	1.0	51	6	0.2	22	0.7	220	6.7
2023-2024	20-0	11.7	20-56	.357	4-22	.182	16-21	.762	12-23-35	1.8	18-0	17	0.9	19	1	0.1	9	0.5	60	3.0
TOTAL	71-11	14.6	116-281	.413	22-81	.272	65-94	.691	48-113-161	2.3	50-0	54	0.8	74	9	0.1	35	0.5	319	4.5

BIG 12 CAREER STATISTICS

YEAR	GP-GS	MPG	FG-FGA	PCT	3FG-A	PCT	FT-FTA	PCT	OFF-DEF-REB	R/GM	PF-D	A	A/GM	TO	BLK	B/GM	STL	S/GM	PTS	AVG
2023-24	7-0	14.0	13-28	.464	3-6	.500	7-10	.700	3-9-12	1.7	10-0	10	1.4	6	1	0.1	3	0.4	36	5.1
TOTAL	7-0	14.0	13-28	.464	3-6	.500	7-10	.700	3-9-12	1.7	10-0	10	1.4	6	1	0.1	3	0.4	36	5.1



25



EMMA CALVERT

JUNIOR | 6-5 | FORWARD | FARR WEST, UTAH | FREMONT HIGH SCHOOL

2022-23

Calvert appeared in all 33 games for the Cougars, starting 28 while averaging 6.9 points on 46.5 percent shooting, 35.5 percent from three-point land and a team-best 89.2 percent from the charity stripe...the sophomore also pulled down 3.8 rebounds, dished 1.5 assists and 1.0 blocks per contest.

2021-22

Played in 23 games...Averaged 4.7 points and 2.3 rebounds in 9.6 minutes per game...Shot 49.4 percent from the field Scored in double-figures twice (13 at Santa Clara, 10 vs. Utah State)...Season-high 13 points came in 8 minutes at Santa Clara...Hit two 3-pointers in a game twice (Utah State, Santa Clara)...Scored 9 against Boise State and 8 at Utah...Season-high five rebounds against Lipscomb and Utah State...Posted 17 blocks on the year, including a season-high 3 vs. Santa Clara at home...Had multiple blocks in five games

Before BYU

2021 Gatorade Player of the Year out of Fremont High School...A four-star ESPN recruit...Four-time all-state selection...In 2020, set the state record for field goal percentage and was named the 6A Deseret News MVP, an all-state selectin and named to all-tournament team...Two-time Deseret News MVP...USA Today All-Utah First Team in 2020 and second team in 2019...Four-time 6A all-tournament team...Helped lead Fremont to a state championship in 2018

Personal

Parents are Jon and Diane...Information Systems major in the Marriott School of Business...Also plays piano

Instagram: [emmcalvert25](#)
Twitter: [emmcalvert25](#)
TikTok: [emmcalvert25](#)

SEASON HIGHS

Points: 22 vs. Saint Louis (11/21/23)
Rebounds: 14 Boise State (12/9/23)
Assists: 4 vs. Saint Louis (11/21/23)
Steals: 2 (x2) at TCU (12/30/23)
Blocks: 5 Idaho State (12/16/23)
Field Goals: 8 Utah Valley (11/14/23)
3-Pointers: 3 at Wyoming (11/28/23)
Free Throws: 7 Utah State (12/5/23)
Minutes: 32 Utah State (12/5/23)

CAREER HIGHS

Points: 22 vs. Saint Louis (11/21/23)
Rebounds: 14 Boise State (12/9/23)
Assists: 5 Pepperdine (2/9/23)
Steals: 2 (x7) at TCU (12/30/23)
Blocks: 5 Idaho State (12/16/23)
Field Goals: 8 Utah Valley (11/14/23)
3-Pointers: 5 vs. San Francisco (3/4/23)
Free Throws: 5 (x2) vs. Saint Louis (11/21/23)
Minutes: 39 Pepperdine (2/9/23)

PRODUCTION TRACKER

Had a double-double 1 (1-0)
Scored 10+ points 6 (4-2)
Scored 20+ points 1 (1-0)
Led BYU in scoring 1 (1-0)
Led BYU in rebounds 1 (1-0)
Led BYU in assists - (0-0)
Led BYU in steals 2 (0-2)
Led BYU in blocks 13 (4-3)
Made 5+ FGs 4 (2-2)
Made 3+ 3-pt FGs 1 (0-1)
Had 3+ assists 3 (3-0)
Had 2+ blocks 9 (8-1)
Had 5+ rebounds 7 (6-1)
Had 10+ rebounds 2 (2-0)

2023-24	Career
1 (1-0)	1 (1-0)
6 (4-2)	17 (9-8)
1 (1-0)	1 (1-0)
1 (1-0)	1 (1-0)
1 (1-0)	1 (1-0)
- (0-0)	- (0-0)
2 (0-2)	2 (0-2)
13 (4-3)	13 (10-3)
4 (2-2)	9 (5-4)
1 (0-1)	2 (1-1)
3 (3-0)	9 (6-3)
9 (8-1)	24 (19-5)
7 (6-1)	20 (12-8)
2 (2-0)	2 (2-0)

2023-24 GAME-BY-GAME

OPPONENT	DATE	MIN.	FG-FGA	PCT	3FG-FGA	PCT	FT-FTA	PCT	OFF	DEF	REB	AST	BLK	STL	PF	TO	PTS	AVG
at Montana State	11/7	13	0-1	.000	0-1	.000	0-2	.000	0	3	3	2	1	0	3	0	0	0.0
Weber State	11/10	22	3-4	.750	1-1	1.000	0-0	.000	0	2	2	0	2	0	2	2	7	3.5
Utah Valley	11/14	21	4-6	.667	1-2	.500	0-0	.000	2	3	5	1	4	0	3	2	9	5.3
vs. Wake Forest	11/18	17	2-3	.667	0-0	.000	3-3	1.000	1	1	2	0	1	0	4	5	7	5.8
vs. Saint Louis	11/21	25	8-10	.800	1-1	1.000	5-9	.556	0	7	7	4	2	0	2	2	22	9.0
LMU	11/25	17	2-5	.400	0-3	.000	0-0	.000	0	3	3	0	2	0	2	0	4	8.2
at Wyoming	11/28	20	6-8	.750	3-5	.600	1-2	.500	1	0	1	1	2	1	2	1	16	9.3
at Utah	12/2	25	6-13	.462	0-3	.000	0-0	.000	2	2	4	1	1	1	2	2	12	9.6
Utah State	12/5	28	3-5	.600	1-3	.333	7-10	.700	2	6	8	1	1	1	4	1	14	10.1
Boise State	12/9	27	3-9	.333	0-2	.000	0-0	.000	2	12	14	3	3	2	5	3	6	9.7
Idaho State	12/16	32	4-10	.400	0-5	.000	3-4	.750	0	3	3	3	5	0	3	2	11	9.8
at Missouri State	12/20	19	3-5	.600	0-1	.000	0-0	.000	0	3	3	1	0	0	3	4	6	9.5
vs. Nevada	12/21	28	2-5	.400	1-3	.333	3-4	.750	1	8	9	1	3	0	4	2	8	9.4
at TCU	12/30	22	3-7	.439	2-3	.666	0-0	.000	0	5	5	1	0	2	4	1	8	9.3
Oklahoma	1/3	23	2-13	.154	2-10	.200	0-0	.000	0	0	0	0	0	1	1	1	6	9.1
Iowa State	1/6	22	4-6	.667	1-2	.500	0-0	.000	0	2	2	2	1	1	4	1	9	9.1
at Houston	1/10	7	1-2	.500	0-1	.000	0-0	.000	0	1	1	0	1	0	1	2	2	8.6
Cincinnati	1/13	35	5-9	.556	0-3	.000	1-2	.500	2	8	10	2	3	1	3	3	11	8.8
at Oklahoma State	1/17	13	2-6	.333	1-2	.500	0-0	.000	0	4	4	0	0	1	4	2	5	8.6
Texas Tech	1/20	26	3-7	.429	0-2	.000	0-0	.000	0	4	4	1	3	0	3	0	6	8.7
at Kansas State	1/27																	
at Kansas	1/31																	
West Virginia	2/3																	
Baylor	2/7																	
at Cincinnati	2/10																	
at UCF	2/13																	
Kansas	2/17																	
TCU	2/21																	
at Iowa State	2/25																	
Houston	2/28																	
at Texas	3/2																	
Big 12 1st Round	3/7																	
Big 12 2nd Round	3/8																	
Big 12 Quarterfinals	3/9																	
Big 12 Semifinals	3/11																	
Big 12 Championship	3/12																	

CAREER STATISTICS

YEAR	GP-GS	MPG	FG-FGA	PCT	3FG-A	PCT	FT-FTA	PCT	OFF-DEF-REB	R/GM	PF-D	A	A/GM	TO	BLK	B/GM	STL	S/GM	PTS	AVG
2021-2022	23-0	9.6	43-87	.494	8-32	.250	13-16	.813	20-33-53	2.3	37-1	13	0.6	21	17	0.7	5	0.2	107	4.7
2022-2023	33-28	21.0	86-185	.465	22-62	.355	33-37	.892	27-100-127	3.8	94-4	48	1.5	81	34	1.0	13	0.4	227	6.9
2023-2024	20-11	22.1	66-134	.493	14-53	.264	23-36	.639	13-77-90	4.5	60-1	24	1.2	36	35	1.8	11	0.6	169	8.5
--	--	--	--	--	--	--	--	--	--	--	--	--	--	--	--	--	--	--	--	--
--	--	--	--	--	--	--	--	--	--	--	--	--	--	--	--	--	--	--	--	--
TOTAL	76-39	17.8	195-406	.480	44-147	.299	69-89	.775	60-210-270	3.6	191-6	85	1.1	138	86	1.1	29	0.4	503	6.6

BIG 12 CAREER STATISTICS

YEAR	GP-GS	MPG	FG-FGA	PCT	3FG-A	PCT	FT-FTA	PCT	OFF-DEF-REB	R/GM	PF-D	A	A/GM	TO	BLK	B/GM	STL	S/GM	PTS	AVG
2023-24	7-7	21.4	20-50	.400	6-23	.261	1-2	.500	2-24-26	3.7	20-0	6	0.9	10	8	1.1	6	0.9	47	6.7
TOTAL	7-7	21.4	20-50	.400	6-23	.261	1-2	.500	2-24-26	3.7	20-0	6	0.9	10	8	1.1	6	0.9	47	6.7



30

LAUREN DAVENPORT

JUNIOR | 5-11 | GUARD | IDAHO FALLS, IDAHO | BOSTON UNIVERSITY

2021-22 & 2022-23 (Boston University)
 Appeared in 31 games, making 14 starts...Named the team's Most Improved Player after averaging 5.9 points in 19.9 minutes per game on 35.6 percent shooting, including 30.3 percent from three...Notched her first-career game in double digits with 12 points, seven rebounds, and five assists against Hartford (Nov. 19, 2022)...Drained two three-pointers for 10 points at Boston College (Dec. 4, 2022)...Recorded a career-high 16 points against American (Jan. 8, 2023)...Made five of six shots for 11 points at Army West Point (Jan. 15, 2023)...Scored 14 points in the Patriot League Quarterfinals against Loyola Maryland (March 6, 2023)...Registered 12 points and a team-high six boards in the Patriot League Championship game vs. Holy Cross (March 12, 2023)

High School
 Idaho 5A Defensive Player of the Year (2021)...Idaho 5A First Team All-Conference (2019, 2020, 2021)...Owns six school records at Thunder Ridge High School...Played volleyball in high school...Also plays piano, loves surfing and traveling

Personal
 Born in Idaho Falls, Idaho...Parents are David and Katie Davenport...Behavioral Health and Science major...Has two brothers and a sister (Cole, Connor and Paige)...Also recruited by Boise State, Gonzaga, Pepperdine, Utah and Wyoming

Instagram: [laur_davenport](#)

SEASON HIGHS

Points: 15 at Houston (1/10/24)
 Rebounds: 7 at Montana State (11/7/23)
 Assists: 3 (x2) vs. Nevada (12/21/23)
 Steals: 1 (x5) Cincinnati (1/13/24)
 Blocks: 2 (x4) Cincinnati (1/13/24)
 Field Goals: 7 at Houston (1/10/24)
 3-Pointers: 3 (x2) Cincinnati (1/13/24)
 Free Throws: 4 at Montana State (11/7/23)
 Minutes: 34 Utah Valley (11/14/23)

CAREER HIGHS

Points: 16 vs. American (1/8/23)
 Rebounds: 8 vs. Lehigh (1/28/23)
 Assists: 5 vs. Hartford (11/19/22)
 Steals: 2 (x3) at Holy Cross (3/1/23)
 Blocks: 2 (x8) Cincinnati (1/13/24)
 Field Goals: 7 at Houston (1/10/24)
 3-Pointers: 4 vs. Loyola Maryland (3/6/23)
 Free Throws: 5 vs. Lehigh (1/28/23)
 Minutes: 34 Utah Valley (11/14/23)

PRODUCTION TRACKER

Had a double-double	0	0
Scored 10+ points	5 (3-2)	13 (9-4)
Scored 20+ points	0	0
Led BYU in scoring	2 (0-2)	2 (0-2)
Led BYU in rebounds	0	0
Led BYU in assists	0	0
Led BYU in steals	2 (1-1)	2 (1-1)
Led BYU in blocks	2 (0-2)	2 (0-2)
Made 5+ FGs	1 (0-1)	6 (4-2)
Made 3+ 3-pt FGs	2 (1-1)	4 (2-2)
Made 5+ 3-pt FGs	0	0
Had 3+ assists	2 (2-0)	5 (5-0)
Had 2+ blocks	4 (3-1)	8
Had 5+ rebounds	3 (2-1)	12 (8-4)

2023-24 GAME-BY-GAME

OPPONENT	DATE	MIN.	FG-FGA	PCT	3FG-FGA	PCT	FT-FTA	PCT	OFF	DEF	REB	AST	BLK	STL	PF	TO	PTS	AVG
at Montana State	11/7	32	3-8	.375	2-4	.500	4-4	1.000	1	6	7	2	0	0	2	7	12	12.0
Weber State	11/10	24	1-3	.333	1-3	.333	0-0	.000	0	2	2	0	1	0	3	3	3	7.5
Utah Valley	11/14	34	2-9	.222	1-5	.200	0-0	.000	0	4	4	2	0	1	1	2	5	6.7
vs. Wake Forest	11/18	22	1-5	.200	1-2	.500	0-0	.000	0	3	3	0	3	0	1	0	3	5.8
vs. Saint Louis	11/21	16	1-3	.333	1-2	.500	0-0	.000	0	3	3	0	0	0	0	0	3	5.2
LMU	11/25	17	3-4	.750	0-1	.000	1-1	1.000	2	1	3	1	0	0	2	1	7	5.5
at Wyoming	11/28	13	0-2	.000	0-0	.000	0-0	.000	0	3	3	0	0	0	0	1	0	4.7
at Houston	12/2	15	2-6	.333	2-3	.667	0-0	.000	0	1	1	0	1	0	3	2	6	4.9
Utah State	12/5	23	1-3	.333	1-3	.333	0-0	.000	1	2	3	0	0	0	2	1	3	4.7
Boise State	12/9	21	2-8	.250	1-5	.200	3-4	.750	0	4	4	1	2	0	3	1	8	5.0
Idaho State	12/16	20	1-3	.333	1-3	.333	0-2	.000	0	2	2	1	0	1	1	1	3	4.8
at Missouri State	12/20	21	4-6	.667	3-4	.750	1-3	.333	0	3	3	1	0	0	3	3	12	5.4
vs. Nevada	12/21	33	4-9	.444	2-5	.400	0-0	.000	2	3	5	3	2	0	1	5	10	5.8
at TCU	12/30	14	2-5	.400	1-2	.500	0-0	.000	0	0	0	0	0	0	1	1	5	5.7
Oklahoma	1/3	21	3-13	.231	1-4	.250	0-0	.000	1	5	5	2	1	0	1	3	7	5.8
Iowa State	1/6	20	1-5	.200	0-3	.000	0-0	.000	0	4	4	1	0	0	1	1	2	5.6
at Houston	1/10	28	7-13	.538	1-4	.250	0-0	.000	1	3	4	0	2	0	1	2	15	6.1
Cincinnati	1/13	20	4-8	.500	3-4	.750	0-0	.000	0	0	0	1	2	0	1	3	11	6.4
at Oklahoma State	1/17	26	1-7	.143	0-4	.000	1-2	.500	0	1	1	0	0	0	2	3	3	6.2
Texas Tech	1/20	17	1-5	.200	1-2	.500	0-0	.000	0	3	3	2	0	0	2	2	3	6.6
at Kansas State	1/27																	
at Kansas	1/31																	
West Virginia	2/3																	
Baylor	2/7																	
at Cincinnati	2/10																	
at UCF	2/13																	
Kansas	2/17																	
TCU	2/21																	
at Iowa State	2/25																	
Houston	2/28																	
at Texas	3/2																	
Big 12 1st Round	3/7																	
Big 12 2nd Round	3/8																	
Big 12 Quarterfinals	3/9																	
Big 12 Semifinals	3/11																	
Big 12 Championship	3/12																	

CAREER STATISTICS

YEAR	GP-GS	MPG	FG-FGA	PCT	3FG-A	PCT	FT-FTA	PCT	OFF-DEF-REB	R/GM	PF-D	A	A/GM	TO	BLK	B/GM	STL	S/GM	PTS	AVG
2021-2022*	13-0	6.2	6-23	.261	2-12	.167	4-7	.571	5-13-18	1.4	9-0	4	0.3	7	2	0.2	1	0.1	18	1.4
2022-2023*	31-14	20.0	64-180	.356	20-66	.303	36-49	.735	14-100-114	3.7	31-0	38	1.2	34	15	0.5	16	0.5	184	5.9
2023-2024	20-9	22.0	44-125	.352	23-63	.365	10-16	.625	8-53-61	3.1	37-1	20	1.0	43	11	0.6	4	0.2	121	6.1
TOTAL	64-23	17.8	114-328	.348	45-141	.319	50-72	.694	27-166-193	3.0	77-1	62	1.0	84	28	0.4	21	0.3	323	5.0

*At Boston University

BIG 12 CAREER STATISTICS

YEAR	GP-GS	MPG	FG-FGA	PCT	3FG-A	PCT	FT-FTA	PCT	OFF-DEF-REB	R/GM	PF-D	A	A/GM	TO	BLK	B/GM	STL	S/GM	PTS	AVG
2022-23	7-0	20.9	19-56	.339	7-23	.304	1-2	.500	2-16-18	2.6	11-0	6	0.9	13	5	0.8	1	0.2	46	6.6
TOTAL	7-0	20.9	19-56	.339	7-23	.304	1-2	.500	2-16-18	2.6	11-0	6	0.9	13	5	0.8	1	0.2	46	6.6



SEASON BOX SCORE

2023-24 BYU Women's Basketball
Combined Team Statistics
All games



Game Records

Record	Overall	Home	Away	Neutral
ALL GAMES	12-8	8-2	1-6	3-0
CONFERENCE	2-5	2-2	0-3	0-0
NON-CONFERENCE	10-3	6-0	1-3	3-0

Score by Periods

Team	1st	2nd	3rd	4th	OT	TOT
BYU	315	328	347	370	9	1369
Opponents	321	301	329	345	6	1302

Team Box Score

No.	Player	Total			3-Point			F-Throw		Rebounds				Other								
		GP-GS	MIN	AVG	FG-FGA	FG%	3FG-3FGA	3FG%	FT-FTA	FT%	OFF	DEF	TOT	AVG	PF	DQ	A	TO	BLK	STL	PTS	AVG
12	GUSTIN, Lauren	20-20	716:43	35.8	137-261	.525	0-6	.000	37-93	.398	101	202	303	15.2	54	1	41	65	4	9	311	15.6
10	WOOLSTON, Kailey	20-20	699:36	35.0	94-197	.477	52-115	.452	36-44	.818	17	50	67	3.4	49	1	47	54	4	18	276	13.8
1	WHITING, Amari	20-20	609:48	30.5	71-178	.399	18-58	.310	57-87	.655	16	83	99	5.0	53	0	76	52	4	32	217	10.9
3	FALATEA, Nani	3-1	63:51	21.3	7-21	.333	2-6	.333	10-10	1.000	2	8	10	3.3	2	0	14	4	1	2	26	8.7
25	CALVERT, Emma	20-11	442:56	22.1	66-134	.493	14-53	.264	23-36	.639	13	77	90	4.5	60	1	24	36	35	11	169	8.5
11	SMILER, Kaylee	19-19	672:02	35.4	47-95	.495	30-52	.577	30-45	.667	5	39	44	2.3	48	1	70	49	22	26	154	8.1
30	DAVENPORT, Lauren	20-9	439:02	22.0	44-125	.352	23-63	.365	10-16	.625	8	53	61	3.1	37	1	20	43	11	4	121	6.1
24	BUBAKAR, Rose	20-0	234:43	11.7	20-56	.357	4-22	.182	16-21	.762	12	23	35	1.8	18	0	17	19	1	10	60	3.0
21	HAMSON, Heather	11-0	34:12	3.1	5-8	.625	0-0	.000	3-5	.600	2	4	6	0.5	3	0	1	5	1	1	13	1.2
4	MATAVAO, Ali'a	17-0	77:57	4.6	7-26	.269	0-5	.000	3-8	.375	5	7	12	0.7	16	0	4	10	1	1	17	1.0
15	WILLARDSON, McKinley	5-0	07:04	1.4	1-1	1.000	0-0	.000	1-2	.500	1	0	1	0.2	1	0	1	1	0	0	3	0.6
20	MATA, Marina	11-0	26:33	2.4	0-2	.000	0-1	.000	2-2	1.000	0	2	2	0.2	4	0	0	4	0	0	2	0.2
2	KREBS, Kylie	1-0	00:33	0.5	0-0	.000	0-0	.000	0-0	.000	0	0	0	0.0	0	0	0	0	0	0	0	0.0
Team											36	39	75					12				
Total		20	4025		499-1104	.452	143-381	.375	228-369	.618	218	587	805	40.3	345	5	315	354	84	114	1369	68.5
Opponents		20	4025		465-1212	.384	130-404	.322	242-329	.736	197	460	657	32.9	366	6	244	249	57	163	1302	65.1

Team Statistics

	BYU	OPP
Scoring	1369	1302
Points per game	68.5	65.1
Scoring margin	+3.4	-
Field goals-att	499-1104	465-1212
Field goal pct	.452	.384
3 point fg-att	143-381	130-404
3-point FG pct	.375	.322
3-pt FG made per game	7.2	6.5
Free throws-att	228-369	242-329
Free throw pct	.618	.736
F-Throws made per game	11.4	12.1
Rebounds	805	657
Rebounds per game	40.3	32.9
Rebounding margin	+7.4	-
Assists	315	244
Assists per game	15.8	12.2
Turnovers	354	249
Turnovers per game	17.7	12.5
Turnover margin	-5.3	-
Assist/turnover ratio	0.9	1.0
Steals	114	163
Steals per game	5.7	8.2
Blocks	84	57
Blocks per game	4.2	2.9
Winning streak	1	-
Home win streak	2	-
Attendance	22401	20681
Home games-Avg/Game	10-2240	7-2954
Neutral site-Avg/Game	-	3-126

Team Results

Date	Opponent	Score	Att.
11/07/2023	at Montana St.	W 68-60	5017
11/10/2023	Weber St.	W 77-49	5705
11/14/2023	Utah Valley	W 59-44	1690
11/18/2023	vs Wake Forest	W 67-44	157
11/21/2023	vs Saint Louis	W 87-66	220
11/25/2023	LMU (CA)	W 74-58	1529
11/28/2023	at Wyoming	L 74-86	2442
12/02/2023	at Utah	L 68-87	6182
12/05/2023	Utah St.	W 72-66	1565
12/09/2023	Boise St.	W 65-50	2722
12/16/2023	Idaho St.	Wot 79-76	1911
12/20/2023	at Missouri St.	L 55-56	1619
12/21/2023	vs Nevada	W 72-59	0
12/30/2023	at TCU	L 67-81	2572
01/03/2024	Oklahoma	L 63-75	1748
01/06/2024	Iowa St.	L 75-80	1872
01/10/2024	at Houston	L 69-79	805
01/13/2024	Cincinnati	W 68-58	1786
01/17/2024	at Oklahoma St.	L 50-82	2044
01/20/2024	Texas Tech	W 60-46	1873



CONFERENCE BOX SCORE



2023-24 BYU Women's Basketball
Combined Team Statistics
In Conference games

Game Records

Record	Overall	Home	Away	Neutral
ALL GAMES	2-5	2-2	0-3	0-0
CONFERENCE	2-5	2-2	0-3	0-0
NON-CONFERENCE	0-0	0-0	0-0	0-0

Score by Periods

Team	1st	2nd	3rd	4th	OT	TOT
BYU	87	113	120	132	0	452
Opponents	122	116	136	127	0	501

Team Box Score

No.	Player	Total			3-Point		F-Throw		Rebounds				PF DQ A TO BLK STL PTS				AVG					
		GP-GS	MIN	AVG	FG-FGA	FG%	3FG-3FGA	3FG%	FT-FTA	FT%	OFF	DEF	TOT	AVG	PF	DQ		A	TO	BLK	STL	PTS
12	GUSTIN, Lauren	7-7	252:32	36.1	42-92	.457	0-2	.000	7-19	.368	40	61	101	14.4	19	0	11	14	1	3	91	13.0
10	WOOLSTON, Kailey	7-7	245:30	35.1	30-74	.405	17-46	.370	10-12	.833	5	14	19	2.7	20	1	14	16	1	4	87	12.4
1	WHITING, Amari	7-7	227:29	32.5	24-61	.393	7-24	.292	17-28	.607	5	25	30	4.3	19	0	30	18	1	9	72	10.3
11	SMILER, Kaylee	7-7	248:18	35.5	17-36	.472	12-21	.571	18-25	.720	1	12	13	1.9	16	0	27	23	6	5	64	9.1
25	CALVERT, Emma	7-7	149:34	21.4	20-50	.400	6-23	.261	1-2	.500	2	24	26	3.7	20	0	6	10	8	6	47	6.7
30	DAVENPORT, Lauren	7-0	146:29	20.9	19-56	.339	7-23	.304	1-2	.500	2	16	18	2.6	11	0	6	13	5	1	46	6.6
24	BUBAKAR, Rose	7-0	98:13	14.0	13-28	.464	3-6	.500	7-10	.700	3	9	12	1.7	10	0	10	6	1	3	36	5.1
4	MATAVAO, Ali'a	5-0	17:06	3.4	3-9	.333	0-2	.000	0-0	.000	2	4	6	1.2	3	0	0	1	0	1	6	1.2
21	HAMSON, Heather	2-0	07:05	3.5	0-1	.000	0-0	.000	2-2	1.000	2	1	3	1.5	0	0	0	3	0	0	2	1.0
15	WILLARDSON, McKinley	2-0	02:24	1.2	0-0	.000	0-0	.000	1-2	.500	0	0	0	0.0	1	0	0	0	0	0	1	0.5
20	MATA, Marina	3-0	05:19	1.8	0-0	.000	0-0	.000	0-0	.000	0	1	1	0.3	0	0	0	0	0	0	0	0.0
Team											14	16	30					6				
Total		7	1400		168-407	.413	52-147	.354	64-102	.627	76	183	259	37.0	119	1	104	110	23	32	452	64.6
Opponents		7	1400		175-427	.410	51-148	.345	100-123	.813	77	185	262	37.4	117	0	97	84	19	56	501	71.6

Team Statistics

	BYU	OPP
Scoring	452	501
Points per game	64.6	71.6
Scoring margin	-7.0	-
Field goals-att	168-407	175-427
Field goal pct	.413	.410
3 point fg-att	52-147	51-148
3-point FG pct	.354	.345
3-pt FG made per game	7.4	7.3
Free throws-att	64-102	100-123
Free throw pct	.627	.813
F-Throws made per game	9.1	14.3
Rebounds	259	262
Rebounds per game	37.0	37.4
Rebounding margin	-0.4	-
Assists	104	97
Assists per game	14.9	13.9
Turnovers	110	84
Turnovers per game	15.7	12.0
Turnover margin	-3.7	-
Assist/turnover ratio	0.9	1.2
Steals	32	56
Steals per game	4.6	8.0
Blocks	23	19
Blocks per game	3.3	2.7
Winning streak	1	-
Home win streak	2	-
Attendance	7279	5421
Home games-Avg/Game	4-1820	3-1807
Neutral site-Avg/Game	-	0-0

Team Results

Date	Opponent		Score	Att.
12/30/2023	at TCU	L	67-81	2572
01/03/2024	Oklahoma	L	63-75	1748
01/06/2024	Iowa St.	L	75-80	1872
01/10/2024	at Houston	L	69-79	805
01/13/2024	Cincinnati	W	68-58	1786
01/17/2024	at Oklahoma St.	L	50-82	2044
01/20/2024	Texas Tech	W	60-46	1873



GAME 1: AT MONTANA STATE (W, 68-60)

BYU - 68		Record: 1-0																																																																																																																																																																										
<table border="1"> <thead> <tr> <th>NO. Name</th> <th>Min</th> <th>FG</th> <th>3P</th> <th>FT</th> <th>Rebounds</th> <th>Fouls</th> <th>TP</th> <th>AS</th> <th>TO</th> <th>ST</th> <th>Blocks</th> <th>+/-</th> </tr> <tr> <th></th> <th></th> <th>M/A</th> <th>M/A</th> <th>M/A</th> <th>OR DR TOT</th> <th>PF</th> <th>FD</th> <th></th> <th></th> <th></th> <th>BS BA</th> <th></th> </tr> </thead> <tbody> <tr><td>12 Lauren Gustin</td><td>F</td><td>35:36</td><td>3-10</td><td>0-0</td><td>3-6</td><td>4 7 11</td><td>4 6 9</td><td>0 2</td><td>1 0</td><td>3 3</td><td>0 3 3</td><td>-1</td></tr> <tr><td>1 Amari Whiting</td><td>G</td><td>29:29</td><td>5-9</td><td>0-2</td><td>8-11</td><td>0 7 7</td><td>2 7 18</td><td>5 7</td><td>3 0</td><td>1 0</td><td>1 9</td><td>-9</td></tr> <tr><td>10 Kaley Woolston</td><td>G</td><td>38:27</td><td>5-11</td><td>3-9</td><td>0 0</td><td>1 2 3</td><td>3 1 13</td><td>1 2</td><td>1 1</td><td>1 0</td><td>1 11</td><td>-9</td></tr> <tr><td>11 Kaylee Smiler</td><td>G</td><td>38:54</td><td>4-6</td><td>3-3</td><td>3-4</td><td>0 3 3</td><td>3 3 14</td><td>0 0</td><td>4 0</td><td>0 0</td><td>0 8</td><td>-8</td></tr> <tr><td>30 Lauren Davenport</td><td>G</td><td>32:29</td><td>3-8</td><td>2-4</td><td>4-4</td><td>1 6 7</td><td>2 3 12</td><td>2 7</td><td>0 0</td><td>0 0</td><td>0 4</td><td>-4</td></tr> <tr><td>25 Emma Calvert</td><td>13:26</td><td>0-1</td><td>0-1</td><td>0-2</td><td>0 3 3</td><td>1 2 0</td><td>2 0 0</td><td>0 0</td><td>0 0</td><td>0 0</td><td>0 3</td><td>-3</td></tr> <tr><td>24 Rose Bubakar</td><td>11:24</td><td>1-4</td><td>0-2</td><td>0-1</td><td>0 3 3</td><td>1 1 2</td><td>0 1 1</td><td>1 0</td><td>0 0</td><td>0 0</td><td>0 3</td><td>-3</td></tr> <tr><td>21 Heather Hamson</td><td>00:14</td><td>0-0</td><td>0-0</td><td>0-0</td><td>0 0 0</td><td>0 0 0</td><td>0 0 0</td><td>0 0</td><td>0 0</td><td>0 0</td><td>0 -1</td><td>-1</td></tr> <tr><td>4 Alfa Mataavao</td><td>00:01</td><td>0-0</td><td>0-0</td><td>0-0</td><td>0 0 0</td><td>0 0 0</td><td>0 0 0</td><td>0 0</td><td>0 0</td><td>0 0</td><td>0 0</td><td>0</td></tr> <tr><td>Team</td><td></td><td></td><td></td><td></td><td>2 4 6</td><td></td><td></td><td></td><td></td><td></td><td>0 3</td><td></td></tr> <tr><td>Totals</td><td></td><td>21:49</td><td>8:21</td><td>18:28</td><td>8 35 43</td><td>18 23 68</td><td>10 22</td><td>10 2</td><td>4 4</td><td>8</td><td></td><td></td></tr> </tbody> </table>		NO. Name	Min	FG	3P	FT	Rebounds	Fouls	TP	AS	TO	ST	Blocks	+/-			M/A	M/A	M/A	OR DR TOT	PF	FD				BS BA		12 Lauren Gustin	F	35:36	3-10	0-0	3-6	4 7 11	4 6 9	0 2	1 0	3 3	0 3 3	-1	1 Amari Whiting	G	29:29	5-9	0-2	8-11	0 7 7	2 7 18	5 7	3 0	1 0	1 9	-9	10 Kaley Woolston	G	38:27	5-11	3-9	0 0	1 2 3	3 1 13	1 2	1 1	1 0	1 11	-9	11 Kaylee Smiler	G	38:54	4-6	3-3	3-4	0 3 3	3 3 14	0 0	4 0	0 0	0 8	-8	30 Lauren Davenport	G	32:29	3-8	2-4	4-4	1 6 7	2 3 12	2 7	0 0	0 0	0 4	-4	25 Emma Calvert	13:26	0-1	0-1	0-2	0 3 3	1 2 0	2 0 0	0 0	0 0	0 0	0 3	-3	24 Rose Bubakar	11:24	1-4	0-2	0-1	0 3 3	1 1 2	0 1 1	1 0	0 0	0 0	0 3	-3	21 Heather Hamson	00:14	0-0	0-0	0-0	0 0 0	0 0 0	0 0 0	0 0	0 0	0 0	0 -1	-1	4 Alfa Mataavao	00:01	0-0	0-0	0-0	0 0 0	0 0 0	0 0 0	0 0	0 0	0 0	0 0	0	Team					2 4 6						0 3		Totals		21:49	8:21	18:28	8 35 43	18 23 68	10 22	10 2	4 4	8			<p>Official Basketball Box Score - Final BYU at Montana St. 11/07/23 Brock Breiden Fieldhouse, Bozeman, Mont. 2023-24 Women's Basketball</p> <p>Game Time: 11:00 AM Game Duration: 1:55 Attendance: 5,017</p> <p>Officials: Darren Kozesnik, Karen Lasuk, Alicia Iwakki</p>	
NO. Name	Min	FG	3P	FT	Rebounds	Fouls	TP	AS	TO	ST	Blocks	+/-																																																																																																																																																																
		M/A	M/A	M/A	OR DR TOT	PF	FD				BS BA																																																																																																																																																																	
12 Lauren Gustin	F	35:36	3-10	0-0	3-6	4 7 11	4 6 9	0 2	1 0	3 3	0 3 3	-1																																																																																																																																																																
1 Amari Whiting	G	29:29	5-9	0-2	8-11	0 7 7	2 7 18	5 7	3 0	1 0	1 9	-9																																																																																																																																																																
10 Kaley Woolston	G	38:27	5-11	3-9	0 0	1 2 3	3 1 13	1 2	1 1	1 0	1 11	-9																																																																																																																																																																
11 Kaylee Smiler	G	38:54	4-6	3-3	3-4	0 3 3	3 3 14	0 0	4 0	0 0	0 8	-8																																																																																																																																																																
30 Lauren Davenport	G	32:29	3-8	2-4	4-4	1 6 7	2 3 12	2 7	0 0	0 0	0 4	-4																																																																																																																																																																
25 Emma Calvert	13:26	0-1	0-1	0-2	0 3 3	1 2 0	2 0 0	0 0	0 0	0 0	0 3	-3																																																																																																																																																																
24 Rose Bubakar	11:24	1-4	0-2	0-1	0 3 3	1 1 2	0 1 1	1 0	0 0	0 0	0 3	-3																																																																																																																																																																
21 Heather Hamson	00:14	0-0	0-0	0-0	0 0 0	0 0 0	0 0 0	0 0	0 0	0 0	0 -1	-1																																																																																																																																																																
4 Alfa Mataavao	00:01	0-0	0-0	0-0	0 0 0	0 0 0	0 0 0	0 0	0 0	0 0	0 0	0																																																																																																																																																																
Team					2 4 6						0 3																																																																																																																																																																	
Totals		21:49	8:21	18:28	8 35 43	18 23 68	10 22	10 2	4 4	8																																																																																																																																																																		

Montana St. - 60		Record: 0-1																																																																																																																																																																																							
<table border="1"> <thead> <tr> <th>NO. Name</th> <th>Min</th> <th>FG</th> <th>3P</th> <th>FT</th> <th>Rebounds</th> <th>Fouls</th> <th>TP</th> <th>AS</th> <th>TO</th> <th>ST</th> <th>Blocks</th> <th>+/-</th> </tr> <tr> <th></th> <th></th> <th>M/A</th> <th>M/A</th> <th>M/A</th> <th>OR DR TOT</th> <th>PF</th> <th>FD</th> <th></th> <th></th> <th></th> <th>BS BA</th> <th></th> </tr> </thead> <tbody> <tr><td>11 Katelynn Limardo</td><td>F</td><td>25:18</td><td>2-7</td><td>1-3</td><td>5-6</td><td>2 4 6</td><td>4 5 10</td><td>1 2</td><td>0 0</td><td>0 0</td><td>0 -11</td><td>-11</td></tr> <tr><td>21 Lexi Deden</td><td>F</td><td>25:06</td><td>1-8</td><td>0-0</td><td>5-6</td><td>0 8 8</td><td>2 5 7</td><td>0 3</td><td>1 2</td><td>0 0</td><td>0 -15</td><td>-15</td></tr> <tr><td>32 Marah Dykstra</td><td>F</td><td>24:07</td><td>2-9</td><td>0-2</td><td>2-5</td><td>2 3 5</td><td>4 3 6</td><td>4 1</td><td>0 1</td><td>0 0</td><td>0 0</td><td>0</td></tr> <tr><td>0 Madison Hall</td><td>G</td><td>26:17</td><td>5-9</td><td>2-4</td><td>0-2</td><td>0 2 2</td><td>3 2 12</td><td>2 0</td><td>4 0</td><td>1 0</td><td>0 -16</td><td>-16</td></tr> <tr><td>2 Natalie Picton</td><td>G</td><td>33:16</td><td>0-4</td><td>0-1</td><td>2-2</td><td>1 0 1</td><td>3 2 2</td><td>3 0</td><td>5 0</td><td>0 1</td><td>0 -12</td><td>-12</td></tr> <tr><td>24 Taylor Janssen</td><td>21:06</td><td>1-6</td><td>1-4</td><td>0-0</td><td>0 5 5</td><td>3 3 0</td><td>2 0 1</td><td>0 0</td><td>0 0</td><td>0 3</td><td>-3</td><td>-3</td></tr> <tr><td>15 Isobel Buryan</td><td>24:13</td><td>7-12</td><td>1-3</td><td>0-0</td><td>1 0 1</td><td>1 1 15</td><td>2 2 3</td><td>0 0</td><td>0 2</td><td></td><td></td><td></td></tr> <tr><td>1 Malea Egan</td><td>11:43</td><td>2-3</td><td>1-1</td><td>0-0</td><td>1 3 4</td><td>0 5 0</td><td>3 0 0</td><td>0 0</td><td>0 5</td><td></td><td></td><td></td></tr> <tr><td>20 Brooke Berry</td><td>06:01</td><td>0-3</td><td>0-1</td><td>0-0</td><td>0 0 0</td><td>0 0 0</td><td>0 0 0</td><td>0 0</td><td>0 0</td><td>0 0</td><td>0 0</td><td>0</td></tr> <tr><td>13 Drea Grumfield</td><td>02:53</td><td>0-0</td><td>0-0</td><td>0-0</td><td>0 1 1</td><td>0 0 0</td><td>0 0 0</td><td>0 0</td><td>0 1</td><td>0 0</td><td>0 -1</td><td>-1</td></tr> <tr><td>Team</td><td></td><td></td><td></td><td></td><td>2 1 3</td><td></td><td></td><td></td><td></td><td></td><td>0 0</td><td></td></tr> <tr><td>Totals</td><td></td><td>20:61</td><td>6:19</td><td>14:21</td><td>9 27 36</td><td>23 18 60</td><td>14 12</td><td>13 4</td><td>2 1</td><td>8</td><td></td><td></td></tr> </tbody> </table>		NO. Name	Min	FG	3P	FT	Rebounds	Fouls	TP	AS	TO	ST	Blocks	+/-			M/A	M/A	M/A	OR DR TOT	PF	FD				BS BA		11 Katelynn Limardo	F	25:18	2-7	1-3	5-6	2 4 6	4 5 10	1 2	0 0	0 0	0 -11	-11	21 Lexi Deden	F	25:06	1-8	0-0	5-6	0 8 8	2 5 7	0 3	1 2	0 0	0 -15	-15	32 Marah Dykstra	F	24:07	2-9	0-2	2-5	2 3 5	4 3 6	4 1	0 1	0 0	0 0	0	0 Madison Hall	G	26:17	5-9	2-4	0-2	0 2 2	3 2 12	2 0	4 0	1 0	0 -16	-16	2 Natalie Picton	G	33:16	0-4	0-1	2-2	1 0 1	3 2 2	3 0	5 0	0 1	0 -12	-12	24 Taylor Janssen	21:06	1-6	1-4	0-0	0 5 5	3 3 0	2 0 1	0 0	0 0	0 3	-3	-3	15 Isobel Buryan	24:13	7-12	1-3	0-0	1 0 1	1 1 15	2 2 3	0 0	0 2				1 Malea Egan	11:43	2-3	1-1	0-0	1 3 4	0 5 0	3 0 0	0 0	0 5				20 Brooke Berry	06:01	0-3	0-1	0-0	0 0 0	0 0 0	0 0 0	0 0	0 0	0 0	0 0	0	13 Drea Grumfield	02:53	0-0	0-0	0-0	0 1 1	0 0 0	0 0 0	0 0	0 1	0 0	0 -1	-1	Team					2 1 3						0 0		Totals		20:61	6:19	14:21	9 27 36	23 18 60	14 12	13 4	2 1	8			<p>Shooting By Period</p> <p>1st FG% 5-16 31.3% 3PT% 1-3 33.3% FT% 8-10 80%</p> <p>2nd FG% 4-11 36.4% 3PT% 3-5 60.0% FT% 2-2 100%</p> <p>3rd FG% 8-18 44.4% 3PT% 2-6 33.3% FT% 0-0 0%</p> <p>4th FG% 3-16 18.8% 3PT% 0-5 0.0% FT% 4-7 57.1%</p> <p>GM FG% 20-61 32.8% 3PT% 6-19 31.6% FT% 14-21 66.7%</p> <p>Dead Ball Rebounds: 4/0</p>	
NO. Name	Min	FG	3P	FT	Rebounds	Fouls	TP	AS	TO	ST	Blocks	+/-																																																																																																																																																																													
		M/A	M/A	M/A	OR DR TOT	PF	FD				BS BA																																																																																																																																																																														
11 Katelynn Limardo	F	25:18	2-7	1-3	5-6	2 4 6	4 5 10	1 2	0 0	0 0	0 -11	-11																																																																																																																																																																													
21 Lexi Deden	F	25:06	1-8	0-0	5-6	0 8 8	2 5 7	0 3	1 2	0 0	0 -15	-15																																																																																																																																																																													
32 Marah Dykstra	F	24:07	2-9	0-2	2-5	2 3 5	4 3 6	4 1	0 1	0 0	0 0	0																																																																																																																																																																													
0 Madison Hall	G	26:17	5-9	2-4	0-2	0 2 2	3 2 12	2 0	4 0	1 0	0 -16	-16																																																																																																																																																																													
2 Natalie Picton	G	33:16	0-4	0-1	2-2	1 0 1	3 2 2	3 0	5 0	0 1	0 -12	-12																																																																																																																																																																													
24 Taylor Janssen	21:06	1-6	1-4	0-0	0 5 5	3 3 0	2 0 1	0 0	0 0	0 3	-3	-3																																																																																																																																																																													
15 Isobel Buryan	24:13	7-12	1-3	0-0	1 0 1	1 1 15	2 2 3	0 0	0 2																																																																																																																																																																																
1 Malea Egan	11:43	2-3	1-1	0-0	1 3 4	0 5 0	3 0 0	0 0	0 5																																																																																																																																																																																
20 Brooke Berry	06:01	0-3	0-1	0-0	0 0 0	0 0 0	0 0 0	0 0	0 0	0 0	0 0	0																																																																																																																																																																													
13 Drea Grumfield	02:53	0-0	0-0	0-0	0 1 1	0 0 0	0 0 0	0 0	0 1	0 0	0 -1	-1																																																																																																																																																																													
Team					2 1 3						0 0																																																																																																																																																																														
Totals		20:61	6:19	14:21	9 27 36	23 18 60	14 12	13 4	2 1	8																																																																																																																																																																															

BYU		MSU	
Biggest lead	11 (4 th 2:37)	14 (2 nd 9:40)	
Best Scoring Run	13 (4 th 3:13)	13 (1 st 2:50)	
Lead Changes	4		
Times Tied	4		
Time with Lead	13:25	24:41	

GAME 2: VS. WEBER STATE (W, 77-49)

Weber St. - 49		Record: 0-2																																																																																																																																																																																
<table border="1"> <thead> <tr> <th>NO. Name</th> <th>Min</th> <th>FG</th> <th>3P</th> <th>FT</th> <th>Rebounds</th> <th>Fouls</th> <th>TP</th> <th>AS</th> <th>TO</th> <th>ST</th> <th>Blocks</th> <th>+/-</th> </tr> <tr> <th></th> <th></th> <th>M/A</th> <th>M/A</th> <th>M/A</th> <th>OR DR TOT</th> <th>PF</th> <th>FD</th> <th></th> <th></th> <th></th> <th>BS BA</th> <th></th> </tr> </thead> <tbody> <tr><td>5 Jazlyn Matthews</td><td>F</td><td>36:11</td><td>4-10</td><td>3-5</td><td>0 0</td><td>0 3 3</td><td>3 1 11</td><td>3 1</td><td>1 0</td><td>1 0</td><td>1 -16</td><td>-16</td></tr> <tr><td>21 Daryn Hickok</td><td>F</td><td>25:30</td><td>2-10</td><td>1-1</td><td>3-4</td><td>1 1 2</td><td>3 3 8</td><td>1 2</td><td>0 0</td><td>0 0</td><td>0 -16</td><td>-16</td></tr> <tr><td>34 Sierra Davis</td><td>F</td><td>19:16</td><td>3-5</td><td>1-2</td><td>0-0</td><td>2 2 2</td><td>1 0 7</td><td>0 0</td><td>0 0</td><td>0 0</td><td>0 -2</td><td>-2</td></tr> <tr><td>3 Kendra Parra</td><td>G</td><td>29:15</td><td>4-9</td><td>0-3</td><td>3-4</td><td>0 1 1</td><td>3 3 11</td><td>3 3</td><td>1 0</td><td>2 -14</td><td>-14</td></tr> <tr><td>15 Kaija Lesane</td><td>G</td><td>16:33</td><td>1-3</td><td>0-0</td><td>0 0 0</td><td>0 0 0</td><td>1 1 2</td><td>1 2</td><td>2 0</td><td>0 -14</td><td>-14</td></tr> <tr><td>4 Ashton Adamson</td><td>18:03</td><td>1-4</td><td>0-3</td><td>0-0</td><td>0 2 2</td><td>2 2 0</td><td>2 0 0</td><td>0 0</td><td>0 0</td><td>0 -25</td><td>-25</td></tr> <tr><td>13 Amelia Raidaveta</td><td>14:57</td><td>0-1</td><td>0-0</td><td>0-0</td><td>0 3 3</td><td>2 0 0</td><td>0 0 0</td><td>0 0</td><td>2 1</td><td>0 -22</td><td>-22</td></tr> <tr><td>0 Laura Taylor</td><td>27:13</td><td>2-7</td><td>2-6</td><td>2-2</td><td>0 1 1</td><td>2 6 8</td><td>1 3 1</td><td>3 1</td><td>0 1</td><td>0 -20</td><td>-20</td></tr> <tr><td>11 Kennedy Eskelson</td><td>03:49</td><td>0-1</td><td>0-1</td><td>0-0</td><td>0 0 0</td><td>0 0 0</td><td>0 0 0</td><td>0 0</td><td>1 0</td><td>0 -7</td><td>-7</td></tr> <tr><td>10 Emri Lovell</td><td>09:13</td><td>0-2</td><td>0-1</td><td>0-0</td><td>1 1 2</td><td>0 1 0</td><td>0 0 0</td><td>0 1</td><td>0 0</td><td>0 -4</td><td>-4</td></tr> <tr><td>Team</td><td></td><td></td><td></td><td></td><td>1 3 4</td><td></td><td></td><td></td><td></td><td></td><td>0 1</td><td></td></tr> <tr><td>Totals</td><td></td><td>17:52</td><td>7:22</td><td>8:10</td><td>3 17 20</td><td>17 16</td><td>49 9</td><td>15 8</td><td>1 7</td><td>28</td><td></td><td></td></tr> </tbody> </table>		NO. Name	Min	FG	3P	FT	Rebounds	Fouls	TP	AS	TO	ST	Blocks	+/-			M/A	M/A	M/A	OR DR TOT	PF	FD				BS BA		5 Jazlyn Matthews	F	36:11	4-10	3-5	0 0	0 3 3	3 1 11	3 1	1 0	1 0	1 -16	-16	21 Daryn Hickok	F	25:30	2-10	1-1	3-4	1 1 2	3 3 8	1 2	0 0	0 0	0 -16	-16	34 Sierra Davis	F	19:16	3-5	1-2	0-0	2 2 2	1 0 7	0 0	0 0	0 0	0 -2	-2	3 Kendra Parra	G	29:15	4-9	0-3	3-4	0 1 1	3 3 11	3 3	1 0	2 -14	-14	15 Kaija Lesane	G	16:33	1-3	0-0	0 0 0	0 0 0	1 1 2	1 2	2 0	0 -14	-14	4 Ashton Adamson	18:03	1-4	0-3	0-0	0 2 2	2 2 0	2 0 0	0 0	0 0	0 -25	-25	13 Amelia Raidaveta	14:57	0-1	0-0	0-0	0 3 3	2 0 0	0 0 0	0 0	2 1	0 -22	-22	0 Laura Taylor	27:13	2-7	2-6	2-2	0 1 1	2 6 8	1 3 1	3 1	0 1	0 -20	-20	11 Kennedy Eskelson	03:49	0-1	0-1	0-0	0 0 0	0 0 0	0 0 0	0 0	1 0	0 -7	-7	10 Emri Lovell	09:13	0-2	0-1	0-0	1 1 2	0 1 0	0 0 0	0 1	0 0	0 -4	-4	Team					1 3 4						0 1		Totals		17:52	7:22	8:10	3 17 20	17 16	49 9	15 8	1 7	28			<p>Official Basketball Box Score - Final Weber St. at BYU 11/10/23 Marriott Center, Provo 2023-24 Women's Basketball</p> <p>Game Time: 11:00 AM Game Duration: 1:58 Attendance: 5,705</p> <p>Officials: Doug Knight, Corey Long, Erica Parker</p>	
NO. Name	Min	FG	3P	FT	Rebounds	Fouls	TP	AS	TO	ST	Blocks	+/-																																																																																																																																																																						
		M/A	M/A	M/A	OR DR TOT	PF	FD				BS BA																																																																																																																																																																							
5 Jazlyn Matthews	F	36:11	4-10	3-5	0 0	0 3 3	3 1 11	3 1	1 0	1 0	1 -16	-16																																																																																																																																																																						
21 Daryn Hickok	F	25:30	2-10	1-1	3-4	1 1 2	3 3 8	1 2	0 0	0 0	0 -16	-16																																																																																																																																																																						
34 Sierra Davis	F	19:16	3-5	1-2	0-0	2 2 2	1 0 7	0 0	0 0	0 0	0 -2	-2																																																																																																																																																																						
3 Kendra Parra	G	29:15	4-9	0-3	3-4	0 1 1	3 3 11	3 3	1 0	2 -14	-14																																																																																																																																																																							
15 Kaija Lesane	G	16:33	1-3	0-0	0 0 0	0 0 0	1 1 2	1 2	2 0	0 -14	-14																																																																																																																																																																							
4 Ashton Adamson	18:03	1-4	0-3	0-0	0 2 2	2 2 0	2 0 0	0 0	0 0	0 -25	-25																																																																																																																																																																							
13 Amelia Raidaveta	14:57	0-1	0-0	0-0	0 3 3	2 0 0	0 0 0	0 0	2 1	0 -22	-22																																																																																																																																																																							
0 Laura Taylor	27:13	2-7	2-6	2-2	0 1 1	2 6 8	1 3 1	3 1	0 1	0 -20	-20																																																																																																																																																																							
11 Kennedy Eskelson	03:49	0-1	0-1	0-0	0 0 0	0 0 0	0 0 0	0 0	1 0	0 -7	-7																																																																																																																																																																							
10 Emri Lovell	09:13	0-2	0-1	0-0	1 1 2	0 1 0	0 0 0	0 1	0 0	0 -4	-4																																																																																																																																																																							
Team					1 3 4						0 1																																																																																																																																																																							
Totals		17:52	7:22	8:10	3 17 20	17 16	49 9	15 8	1 7	28																																																																																																																																																																								

BYU - 77		Record: 2-0																																																																																																																																																																																																				
<table border="1"> <thead> <tr> <th>NO. Name</th> <th>Min</th> <th>FG</th> <th>3P</th> <th>FT</th> <th>Rebounds</th> <th>Fouls</th> <th>TP</th> <th>AS</th> <th>TO</th> <th>ST</th> <th>Blocks</th> <th>+/-</th> </tr> <tr> <th></th> <th></th> <th>M/A</th> <th>M/A</th> <th>M/A</th> <th>OR DR TOT</th> <th>PF</th> <th>FD</th> <th></th> <th></th> <th></th> <th>BS BA</th> <th></th> </tr> </thead> <tbody> <tr><td>12 Lauren Gustin</td><td>F</td><td>28:39</td><td>10-13</td><td>0-0</td><td>4-8</td><td>1 11 12</td><td>2 4 24</td><td>1 2</td><td>0 0</td><td>0 0</td><td>0 28</td><td>28</td></tr> <tr><td>1 Amari Whiting</td><td>G</td><td>23:31</td><td>3-8</td><td>0-1</td><td>2-4</td><td>2 3 5</td><td>3 4 8</td><td>4 4</td><td>1 3</td><td>0 0</td><td>0 26</td><td>26</td></tr> <tr><td>10 Kaley Woolston</td><td>G</td><td>31:41</td><td>5-8</td><td>3-5</td><td>3-4</td><td>0 2 2</td><td>1 4 16</td><td>2 2</td><td>3 1</td><td>0 0</td><td>0 14</td><td>14</td></tr> <tr><td>11 Kaylee Smiler</td><td>G</td><td>35:59</td><td>4-6</td><td>2-3</td><td>0-0</td><td>1 5 6</td><td>2 1 10</td><td>5 2</td><td>0 4</td><td>0 0</td><td>0 26</td><td>26</td></tr> <tr><td>30 Lauren Davenport</td><td>G</td><td>24:26</td><td>1-3</td><td>1-3</td><td>0-0</td><td>0 2 2</td><td>3 0 3</td><td>0 0</td><td>0 1</td><td>0 0</td><td>0 14</td><td>14</td></tr> <tr><td>25 Emma Calvert</td><td>21:38</td><td>3-4</td><td>1-1</td><td>0-0</td><td>0 2 2</td><td>2 0 7</td><td>0 2 0</td><td>2 0</td><td>2 0</td><td>0 1 0</td><td>0 3</td><td>3</td></tr> <tr><td>24 Rose Bubakar</td><td>09:22</td><td>1-2</td><td>1-2</td><td>1-2</td><td>1 2 3</td><td>1 1 4</td><td>2 1 0</td><td>2 0</td><td>0 0</td><td>0 0 9</td><td>9</td><td>9</td></tr> <tr><td>4 Alfa Mataavao</td><td>08:50</td><td>0-3</td><td>0-0</td><td>0-0</td><td>0 2 2</td><td>0 0 0</td><td>1 1 0</td><td>0 0</td><td>0 0</td><td>0 0 3</td><td>3</td><td>3</td></tr> <tr><td>20 Marina Mata</td><td>08:02</td><td>0-1</td><td>0-1</td><td>0-0</td><td>0 0 0</td><td>0 0 0</td><td>0 0 0</td><td>0 0</td><td>0 0</td><td>0 0 0</td><td>0 0</td><td>0</td></tr> <tr><td>21 Heather Hamson</td><td>06:27</td><td>1-2</td><td>0-0</td><td>1-3</td><td>0 0 0</td><td>0 0 0</td><td>0 3 3</td><td>1 0</td><td>0 0</td><td>0 0 -2</td><td>-2</td><td>-2</td></tr> <tr><td>15 McKinley Willardson</td><td>01:27</td><td>1-1</td><td>0-0</td><td>0-0</td><td>1 0 1</td><td>0 0 2</td><td>0 0 0</td><td>0 0</td><td>0 0</td><td>0 0 0</td><td>0 0</td><td>0</td></tr> <tr><td>Team</td><td></td><td></td><td></td><td></td><td>2 2 4</td><td></td><td></td><td></td><td></td><td></td><td>0 0</td><td></td></tr> <tr><td>Totals</td><td></td><td>29:51</td><td>8:16</td><td>11:21</td><td>8 31 39</td><td>16 17 77</td><td>16 16</td><td>16 5</td><td>7 1 28</td><td></td><td></td><td></td></tr> </tbody> </table>		NO. Name	Min	FG	3P	FT	Rebounds	Fouls	TP	AS	TO	ST	Blocks	+/-			M/A	M/A	M/A	OR DR TOT	PF	FD				BS BA		12 Lauren Gustin	F	28:39	10-13	0-0	4-8	1 11 12	2 4 24	1 2	0 0	0 0	0 28	28	1 Amari Whiting	G	23:31	3-8	0-1	2-4	2 3 5	3 4 8	4 4	1 3	0 0	0 26	26	10 Kaley Woolston	G	31:41	5-8	3-5	3-4	0 2 2	1 4 16	2 2	3 1	0 0	0 14	14	11 Kaylee Smiler	G	35:59	4-6	2-3	0-0	1 5 6	2 1 10	5 2	0 4	0 0	0 26	26	30 Lauren Davenport	G	24:26	1-3	1-3	0-0	0 2 2	3 0 3	0 0	0 1	0 0	0 14	14	25 Emma Calvert	21:38	3-4	1-1	0-0	0 2 2	2 0 7	0 2 0	2 0	2 0	0 1 0	0 3	3	24 Rose Bubakar	09:22	1-2	1-2	1-2	1 2 3	1 1 4	2 1 0	2 0	0 0	0 0 9	9	9	4 Alfa Mataavao	08:50	0-3	0-0	0-0	0 2 2	0 0 0	1 1 0	0 0	0 0	0 0 3	3	3	20 Marina Mata	08:02	0-1	0-1	0-0	0 0 0	0 0 0	0 0 0	0 0	0 0	0 0 0	0 0	0	21 Heather Hamson	06:27	1-2	0-0	1-3	0 0 0	0 0 0	0 3 3	1 0	0 0	0 0 -2	-2	-2	15 McKinley Willardson	01:27	1-1	0-0	0-0	1 0 1	0 0 2	0 0 0	0 0	0 0	0 0 0	0 0	0	Team					2 2 4						0 0		Totals		29:51	8:16	11:21	8 31 39	16 17 77	16 16	16 5	7 1 28				<p>Shooting By Period</p> <p>1st FG% 9-11 81.8% 3PT% 2-2 100.0% FT% 2-2 100.0%</p> <p>2nd FG% 8-15 53.3% 3PT% 4-6 66.7% FT% 3-4 75.0%</p> <p>3rd FG% 6-9 66.7% 3PT% 0-1 0.0% FT% 4-10 40.0%</p> <p>4th FG% 6-16 37.5% 3PT% 2-7 28.6% FT% 2-5 40.0%</p> <p>GM FG% 29-51 56.9% 3PT% 8-16 50.0% FT% 11-21 52.4%</p> <p>Dead Ball Rebounds: 7/1</p>	
NO. Name	Min	FG	3P	FT	Rebounds	Fouls	TP	AS	TO	ST	Blocks	+/-																																																																																																																																																																																										
		M/A	M/A	M/A	OR DR TOT	PF	FD				BS BA																																																																																																																																																																																											
12 Lauren Gustin	F	28:39	10-13	0-0	4-8	1 11 12	2 4 24	1 2	0 0	0 0	0 28	28																																																																																																																																																																																										
1 Amari Whiting	G	23:31	3-8	0-1	2-4	2 3 5	3 4 8	4 4	1 3	0 0	0 26	26																																																																																																																																																																																										
10 Kaley Woolston	G	31:41	5-8	3-5	3-4	0 2 2	1 4 16	2 2	3 1	0 0	0 14	14																																																																																																																																																																																										
11 Kaylee Smiler	G	35:59	4-6	2-3	0-0	1 5 6	2 1 10	5 2	0 4	0 0	0 26	26																																																																																																																																																																																										
30 Lauren Davenport	G	24:26	1-3	1-3	0-0	0 2 2	3 0 3	0 0	0 1	0 0	0 14	14																																																																																																																																																																																										
25 Emma Calvert	21:38	3-4	1-1	0-0	0 2 2	2 0 7	0 2 0	2 0	2 0	0 1 0	0 3	3																																																																																																																																																																																										
24 Rose Bubakar	09:22	1-2	1-2	1-2	1 2 3	1 1 4	2 1 0	2 0	0 0	0 0 9	9	9																																																																																																																																																																																										
4 Alfa Mataavao	08:50	0-3	0-0	0-0	0 2 2	0 0 0	1 1 0	0 0	0 0	0 0 3	3	3																																																																																																																																																																																										
20 Marina Mata	08:02	0-1	0-1	0-0	0 0 0	0 0 0	0 0 0	0 0	0 0	0 0 0	0 0	0																																																																																																																																																																																										
21 Heather Hamson	06:27	1-2	0-0	1-3	0 0 0	0 0 0	0 3 3	1 0	0 0	0 0 -2	-2	-2																																																																																																																																																																																										
15 McKinley Willardson	01:27	1-1	0-0	0-0	1 0 1	0 0 2	0 0 0	0 0	0 0	0 0 0	0 0	0																																																																																																																																																																																										
Team					2 2 4						0 0																																																																																																																																																																																											
Totals		29:51	8:16	11:21	8 31 39	16 17 77	16 16	16 5	7 1 28																																																																																																																																																																																													

Weber		BYU	
Biggest lead	0 (1 st 10:00)	33 (3 rd 2:30)	
Best Scoring Run	8 (4 th 4:57)	23 (2 nd 4:44)	
Lead Changes	0		
Times Tied	0		
Time with Lead	00:00	39:44	

GAME 3: VS. UTAH VALLEY (W, 59-44)

Utah Valley - 44		Record: 1-1																																																																																																																																																																																																				
<table border="1"> <thead> <tr> <th>NO. Name</th> <th>Min</th> <th>FG</th> <th>3P</th> <th>FT</th> <th>Rebounds</th> <th>Fouls</th> <th>TP</th> <th>AS</th> <th>TO</th> <th>ST</th> <th>Blocks</th> <th>+/-</th> </tr> <tr> <th></th> <th></th> <th>M/A</th> <th>M/A</th> <th>M/A</th> <th>OR DR TOT</th> <th>PF</th> <th>FD</th> <th></th> <th></th> <th></th> <th>BS BA</th> <th></th> </tr> </thead> <tbody> <tr><td>23 Liana Kaitu'u</td><td>F</td><td>13:04</td><td>3-7</td><td>0-0</td><td>0 0 0</td><td>4 3 6</td><td>0 1 0</td><td>1 0</td><td>1 0</td><td>1 -11</td><td>-11</td><td>-11</td></tr> <tr><td>3 Amanda Barcello</td><td>G</td><td>31:55</td><td>1-5</td><td>1-4</td><td>0-0</td><td>0 3 3</td><td>1 0 3</td><td>1 0</td><td>2 0</td><td>0 -9</td><td>-9</td><td>-9</td></tr> <tr><td>13 Ally Criddle</td><td>G</td><td>28:17</td><td>2-6</td><td>0-1</td><td>2-2</td><td>2 5 6</td><td>1 3 1</td><td>0 1</td><td>0 0</td><td>0 -19</td><td>-19</td><td>-19</td></tr> <tr><td>24 Kaylee Byron</td><td>G</td><td>16:03</td><td>2-4</td><td>0-0</td><td>0 2 2</td><td>2 1 4</td><td>0 2 0</td><td>0 0</td><td>0 0</td><td>0 -7</td><td>-7</td><td>-7</td></tr> <tr><td>25 Halle Nelson</td><td>G</td><td>26:35</td><td>1-7</td><td>0-3</td><td>0 0</td><td>1 3 4</td><td>2 0 2</td><td>0 1</td><td>1 0</td><td>1 -5</td><td>-5</td><td>-5</td></tr> <tr><td>10 Saige Gibb</td><td>10:58</td><td>1-3</td><td>1-2</td><td>1-2</td><td>0 0 0</td><td>0 2 4</td><td>0 0 0</td><td>0 0</td><td>0 0</td><td>0 -15</td><td>-15</td><td>-15</td></tr> <tr><td>3 Tessa Chaney</td><td>26:43</td><td>2-7</td><td>0-1</td><td>6-7</td><td>2 7 9</td><td>3 4 10</td><td>1 2 1</td><td>2 0</td><td>0 0</td><td>0 -6</td><td>-6</td><td>-6</td></tr> <tr><td>5 Jenna Dick</td><td>12:10</td><td>1-3</td><td>1-3</td><td>0-0</td><td>1 1 0</td><td>0 0 3</td><td>0 1 0</td><td>0 0</td><td>0 0</td><td>0 -4</td><td>-4</td><td>-4</td></tr> <tr><td>1 Kylee Mabry</td><td>15:06</td><td>3-6</td><td>0-1</td><td>0-0</td><td>2 2 1</td><td>0 6 0</td><td>0 2 1</td><td>0 0</td><td>0 0</td><td>0 -6</td><td>-6</td><td>-6</td></tr> <tr><td>12 Eleyana Tafisi</td><td>15:39</td><td>0-6</td><td>0-1</td><td>0-0</td><td>2 3 2</td><td>2 0 5</td><td>0 1 0</td><td>1 0</td><td>1 0</td><td>0 -3</td><td>-3</td><td>-3</td></tr> <tr><td>2 Elna Tausinga</td><td>03:31</td><td>0-2</td><td>0-1</td><td>0-0</td><td>0 0 0</td><td>0 0 0</td><td>0 0 0</td><td>0 0</td><td>0 0</td><td>0 -12</td><td>-12</td><td>-12</td></tr> <tr><td>Team</td><td></td><td></td><td></td><td></td><td>1 0 1</td><td></td><td></td><td></td><td></td><td></td><td>0 1</td><td></td></tr> <tr><td>Totals</td><td></td><td>16:56</td><td>3-17</td><td>9-12</td><td>5 22 27</td><td>17 17</td><td>44 8</td><td>11 7</td><td>5 5</td><td>15</td><td></td><td></td></tr> </tbody> </table>		NO. Name	Min	FG	3P	FT	Rebounds	Fouls	TP	AS	TO	ST	Blocks	+/-			M/A	M/A	M/A	OR DR TOT	PF	FD				BS BA		23 Liana Kaitu'u	F	13:04	3-7	0-0	0 0 0	4 3 6	0 1 0	1 0	1 0	1 -11	-11	-11	3 Amanda Barcello	G	31:55	1-5	1-4	0-0	0 3 3	1 0 3	1 0	2 0	0 -9	-9	-9	13 Ally Criddle	G	28:17	2-6	0-1	2-2	2 5 6	1 3 1	0 1	0 0	0 -19	-19	-19	24 Kaylee Byron	G	16:03	2-4	0-0	0 2 2	2 1 4	0 2 0	0 0	0 0	0 -7	-7	-7	25 Halle Nelson	G	26:35	1-7	0-3	0 0	1 3 4	2 0 2	0 1	1 0	1 -5	-5	-5	10 Saige Gibb	10:58	1-3	1-2	1-2	0 0 0	0 2 4	0 0 0	0 0	0 0	0 -15	-15	-15	3 Tessa Chaney	26:43	2-7	0-1	6-7	2 7 9	3 4 10	1 2 1	2 0	0 0	0 -6	-6	-6	5 Jenna Dick	12:10	1-3	1-3	0-0	1 1 0	0 0 3	0 1 0	0 0	0 0	0 -4	-4	-4	1 Kylee Mabry	15:06	3-6	0-1	0-0	2 2 1	0 6 0	0 2 1	0 0	0 0	0 -6	-6	-6	12 Eleyana Tafisi	15:39	0-6	0-1	0-0	2 3 2	2 0 5	0 1 0	1 0	1 0	0 -3	-3	-3	2 Elna Tausinga	03:31	0-2	0-1	0-0	0 0 0	0 0 0	0 0 0	0 0	0 0	0 -12	-12	-12	Team					1 0 1						0 1		Totals		16:56	3-17	9-12	5 22 27	17 17	44 8	11 7	5 5	15			<p>Official Basketball Box Score - Final Utah Valley at BYU 11/14/23 Marriott Center, Provo 2023-24 Women's Basketball</p> <p>Game Time: 7:00 PM Game Duration: 2:02 Attendance: 1,890</p> <p>Officials: Lisa Jones, Kyle Bacon, Nadi Carey</p>	
NO. Name	Min	FG	3P	FT	Rebounds	Fouls	TP	AS	TO	ST	Blocks	+/-																																																																																																																																																																																										
		M/A	M/A	M/A	OR DR TOT	PF	FD				BS BA																																																																																																																																																																																											
23 Liana Kaitu'u	F	13:04	3-7	0-0	0 0 0	4 3 6	0 1 0	1 0	1 0	1 -11	-11	-11																																																																																																																																																																																										
3 Amanda Barcello	G	31:55	1-5	1-4	0-0	0 3 3	1 0 3	1 0	2 0	0 -9	-9	-9																																																																																																																																																																																										
13 Ally Criddle	G	28:17	2-6	0-1	2-2	2 5 6	1 3 1	0 1	0 0	0 -19	-19	-19																																																																																																																																																																																										
24 Kaylee Byron	G	16:03	2-4	0-0	0 2 2	2 1 4	0 2 0	0 0	0 0	0 -7	-7	-7																																																																																																																																																																																										
25 Halle Nelson	G	26:35	1-7	0-3	0 0	1 3 4	2 0 2	0 1	1 0	1 -5	-5	-5																																																																																																																																																																																										
10 Saige Gibb	10:58	1-3	1-2	1-2	0 0 0	0 2 4	0 0 0	0 0	0 0	0 -15	-15	-15																																																																																																																																																																																										
3 Tessa Chaney	26:43	2-7	0-1	6-7	2 7 9	3 4 10	1 2 1	2 0	0 0	0 -6	-6	-6																																																																																																																																																																																										
5 Jenna Dick	12:10	1-3	1-3	0-0	1 1 0	0 0 3	0 1 0	0 0	0 0	0 -4	-4	-4																																																																																																																																																																																										
1 Kylee Mabry	15:06	3-6	0-1	0-0	2 2 1	0 6 0	0 2 1	0 0	0 0	0 -6	-6	-6																																																																																																																																																																																										
12 Eleyana Tafisi	15:39	0-6	0-1	0-0	2 3 2	2 0 5	0 1 0	1 0	1 0	0 -3	-3	-3																																																																																																																																																																																										
2 Elna Tausinga	03:31	0-2	0-1	0-0	0 0 0	0 0 0	0 0 0	0 0	0 0	0 -12	-12	-12																																																																																																																																																																																										
Team					1 0 1						0 1																																																																																																																																																																																											
Totals		16:56	3-17	9-12	5 22 27	17 17	44 8	11 7	5 5	15																																																																																																																																																																																												

BYU - 59		Record: 3-0																																																																																																																																																																																							
<table border="1"> <thead> <tr> <th>NO. Name</th> <th>Min</th> <th>FG</th> <th>3P</th> <th>FT</th> <th>Rebounds</th> <th>Fouls</th> <th>TP</th> <th>AS</th> <th>TO</th> <th>ST</th> <th>Blocks</th> <th>+/-</th> </tr> <tr> <th></th> <th></th> <th>M/A</th> <th>M/A</th> <th>M/A</th> <th>OR DR TOT</th> <th>PF</th> <th>FD</th> <th></th> <th></th> <th></th> <th>BS BA</th> <th></th> </tr> </thead> <tbody> <tr><td>12 Lauren Gustin</td><td>F</td><td>38:45</td><td>6-12</td><td>0-0</td><td>1-6</td><td>11 10 21</td><td>1 10 13</td><td>6 6</td><td>0 1</td><td>2 19</td><td>0 1 2</td><td>19</td></tr> <tr><td>1 Amari Whiting</td><td>G</td><td>31:16</td><td>5-13</td><td>1-3</td><td>2-3</td><td>1 8 9</td><td>2 13 2</td><td>1 2</td><td>0 1</td><td>1 15</td><td>0 1 15</td><td>15</td></tr> <tr><td>10 Kaley Woolston</td><td>G</td><td>34:41</td><td>7-11</td><td>4-7</td><td>1-2</td><td>1 9 10</td><td>2 2 19</td><td>1 6</td><td>1 0</td><td>1 13</td><td>0 1 13</td><td>13</td></tr> <tr><td>11 Kaylee Smiler</td><td>G</td><td>29:58</td><td>0-7</td><td>0-3</td><td>0-0</td><td>1 2 4</td><td>0 2 0</td><td>1 5</td><td>0 1</td><td>0 0 20</td><td>20</td><td>20</td></tr> <tr><td>30 Lauren Davenport</td><td>G</td><td>34:27</td><td>2-9</td><td>1-5</td><td>0-0</td><td>4 4 1</td><td>1 5 2</td><td>2 1</td><td>0 1</td><td>0 0 23</td><td>23</td><td>23</td></tr> <tr><td>24 Rose Bubakar</td><td>06:11</td><td>0-1</td><td>0-0</td><td>0-0</td><td>0 0 0</td><td>0 0 0</td><td>0 0 0</td><td>0 0</td><td>0 0</td><td>0 -8</td><td>-8</td><td>-8</td></tr> <tr><td>25 Emma Calvert</td><td>20:57</td><td>4-6</td><td>1-2</td><td>0-0</td><td>2 3 5</td><td>3 0 9</td><td>1 2 0</td><td>1 0</td><td>4 0 5</td><td>5</td><td>5</td><td>5</td></tr> <tr><td>4 Alfa Mataavao</td><td>01:15</td><td>0-0</td><td>0-0</td><td>0-0</td><td>0 0 0</td><td>0 0 0</td><td>0 0 0</td><td>0 0</td><td>0 0</td><td>0 -4</td><td>-4</td><td>-4</td></tr> <tr><td>20 Marina Mata</td><td>01:15</td><td>0-0</td><td>0-0</td><td>0-0</td><td>0 0 0</td><td>0 0 0</td><td>0 0 0</td><td>0 0</td><td>0 0</td><td>0 -4</td><td>-4</td><td>-4</td></tr> <tr><td>21 Heather Hamson</td><td>01:15</td><td>0-0</td><td>0-0</td><td>0-0</td><td>0 0 0</td><td>0 0 0</td><td>0 0 0</td><td>0 0</td><td>0 0</td><td>0 -4</td><td>-4</td><td>-4</td></tr> <tr><td>Team</td><td></td><td></td><td></td><td></td><td>2 4 4</td><td></td><td></td><td></td><td></td><td></td><td>0 0</td><td></td></tr> <tr><td>Totals</td><td></td><td>24:59</td><td>7:20</td><td>4:11</td><td>18 37 55</td><td>17 17</td><td>59 17</td><td>20 5</td><td>5 5</td><td>15</td><td></td><td></td></tr> </tbody> </table>		NO. Name	Min	FG	3P	FT	Rebounds	Fouls	TP	AS	TO	ST	Blocks	+/-			M/A	M/A	M/A	OR DR TOT	PF	FD				BS BA		12 Lauren Gustin	F	38:45	6-12	0-0	1-6	11 10 21	1 10 13	6 6	0 1	2 19	0 1 2	19	1 Amari Whiting	G	31:16	5-13	1-3	2-3	1 8 9	2 13 2	1 2	0 1	1 15	0 1 15	15	10 Kaley Woolston	G	34:41	7-11	4-7	1-2	1 9 10	2 2 19	1 6	1 0	1 13	0 1 13	13	11 Kaylee Smiler	G	29:58	0-7	0-3	0-0	1 2 4	0 2 0	1 5	0 1	0 0 20	20	20	30 Lauren Davenport	G	34:27	2-9	1-5	0-0	4 4 1	1 5 2	2 1	0 1	0 0 23	23	23	24 Rose Bubakar	06:11	0-1	0-0	0-0	0 0 0	0 0 0	0 0 0	0 0	0 0	0 -8	-8	-8	25 Emma Calvert	20:57	4-6	1-2	0-0	2 3 5	3 0 9	1 2 0	1 0	4 0 5	5	5	5	4 Alfa Mataavao	01:15	0-0	0-0	0-0	0 0 0	0 0 0	0 0 0	0 0	0 0	0 -4	-4	-4	20 Marina Mata	01:15	0-0	0-0	0-0	0 0 0	0 0 0	0 0 0	0 0	0 0	0 -4	-4	-4	21 Heather Hamson	01:15	0-0	0-0	0-0	0 0 0	0 0 0	0 0 0	0 0	0 0	0 -4	-4	-4	Team					2 4 4						0 0		Totals		24:59	7:20	4:11	18 37 55	17 17	59 17	20 5	5 5	15			<p>Shooting By Period</p> <p>1st FG% 6-14 42.9% 3PT% 3-5 60.0% FT% 1-2 50%</p> <p>2nd FG% 8-16 50.0% 3PT% 1-3 33.3% FT% 1-3 33.3%</p> <p>3rd FG% 5-16 31.3% 3PT% 3-7 42.9% FT% 1-2 50%</p> <p>4th FG% 5-13 38.5% 3PT% 0-5 0.0% FT% 1-4 25%</p> <p>GM FG% 24-59 40.7% 3PT% 7-20 35.0% FT% 4-11 36.4%</p> <p>Dead Ball Rebounds: 2/0</p>	
NO. Name	Min	FG	3P	FT	Rebounds	Fouls	TP	AS	TO	ST	Blocks	+/-																																																																																																																																																																													
		M/A	M/A	M/A	OR DR TOT	PF	FD				BS BA																																																																																																																																																																														
12 Lauren Gustin	F	38:45	6-12	0-0	1-6	11 10 21	1 10 13	6 6	0 1	2 19	0 1 2	19																																																																																																																																																																													
1 Amari Whiting	G	31:16	5-13	1-3	2-3	1 8 9	2 13 2	1 2	0 1	1 15	0 1 15	15																																																																																																																																																																													
10 Kaley Woolston	G	34:41	7-11	4-7	1-2	1 9 10	2 2 19	1 6	1 0	1 13	0 1 13	13																																																																																																																																																																													
11 Kaylee Smiler	G	29:58	0-7	0-3	0-0	1 2 4	0 2 0	1 5	0 1	0 0 20	20	20																																																																																																																																																																													
30 Lauren Davenport	G	34:27	2-9	1-5	0-0	4 4 1	1 5 2	2 1	0 1	0 0 23	23	23																																																																																																																																																																													
24 Rose Bubakar	06:11	0-1	0-0	0-0	0 0 0	0 0 0	0 0 0	0 0	0 0	0 -8	-8	-8																																																																																																																																																																													
25 Emma Calvert	20:57	4-6	1-2	0-0	2 3 5	3 0 9	1 2 0	1 0	4 0 5	5	5	5																																																																																																																																																																													
4 Alfa Mataavao	01:15	0-0	0-0	0-0	0 0 0	0 0 0	0 0 0	0 0	0 0	0 -4	-4	-4																																																																																																																																																																													
20 Marina Mata	01:15	0-0	0-0	0-0	0 0 0	0 0 0	0 0 0	0 0	0 0	0 -4	-4	-4																																																																																																																																																																													
21 Heather Hamson	01:15	0-0	0-0	0-0	0 0 0	0 0 0	0 0 0	0 0	0 0	0 -4	-4	-4																																																																																																																																																																													
Team					2 4 4						0 0																																																																																																																																																																														
Totals		24:59	7:20	4:11	18 37 55	17 17	59 17	20 5	5 5	15																																																																																																																																																																															

BYU		UVU	
Biggest lead	0 (1 st 10:00)	23 (4 th 4:46)	

GAME 5: VS. SAINT LOUIS (AT BYU HAWAII)

Official Basketball Box Score - Final
BYU at Saint Louis
 11/21/23 Cannon Activities Center, Laie
 2023-24 Women's Basketball

Game Time: 3:00 PM
 Game Duration: 3:55
 Attendance: 200

Officials: Rochelle Bennett, Steve Piercy, Courtney Donahue

BYU - 87 Record: 5-0

NO. Name	Min	FG			3P			FT			Rebounds		Fouls		TP	AS	TO	ST	Blocks		+/-
		M-A	M-A	M-A	M-A	M-A	M-A	OR	DR	PF	FD	BS	BA								
12 Lauren Gustin	F 32:40	7-12	0-0	2-5	1	12	13	4	5	16	2	2	1	0	1	0	1	0	0	24	
1 Amari Whiting	G 25:46	5-9	1-2	3-4	2	2	4	4	3	14	4	2	0	0	0	0	0	0	15		
10 Kayley Woolston	G 33:23	7-14	5-7	0-0	2	3	5	4	1	1	4	1	0	1	0	1	0	0	22		
11 Kaylee Smiler	G 35:43	2-5	1-3	0-0	1	3	4	3	1	5	1	5	1	1	0	0	0	0	25		
30 Lauren Davenport	G 16:09	1-3	1-2	0-0	0	3	3	5	0	3	0	0	0	0	0	0	0	0	6		
24 Rose Bubakar	19:32	1-5	0-4	6-6	1	1	2	2	3	8	1	2	2	0	0	0	0	0	4		
25 Emma Calvert	25:11	8-10	1-1	5-9	0	7	7	2	6	22	4	2	0	2	0	2	0	0	16		
4 Al'ia Mata'ava	07:55	0-2	0-1	0-0	0	0	0	2	0	0	1	2	0	0	0	0	0	0	1		
20 Marina Mata	01:51	0-0	0-0	0-0	0	0	0	1	0	0	0	1	0	0	0	0	0	0	0		
21 Heather Hamson	01:51	0-0	0-0	0-0	0	0	0	0	0	0	0	0	0	0	0	0	0	0	0		
Team					3	2	5	0	0	0	0	0	0	0	0	0	0	0	0		
Totals		31-60	9-20	16-24	10	33	43	27	19	87	18	16	5	2	2	2	2	2	21		

Technical Fouls: NONE

Shooting By Period
 1st FG% 8-16 50.0%
 3PT% 2-5 40.0%
 FT% 3-4 75.0%
 2nd FG% 6-14 42.9%
 3PT% 1-4 25.0%
 FT% 5-9 55.6%
 3rd FG% 9-17 52.9%
 3PT% 3-6 50.0%
 FT% 6-8 75.0%
 4th FG% 8-13 61.5%
 3PT% 3-5 60.0%
 FT% 2-3 66.7%
 GM FG% 31-60 51.7%
 3PT% 9-20 45.0%
 FT% 16-24 66.7%
 Dead Ball Rebounds: 2, 1

Saint Louis - 66 Record: 3-3

NO. Name	Min	FG			3P			FT			Rebounds		Fouls		TP	AS	TO	ST	Blocks		+/-
		M-A	M-A	M-A	M-A	M-A	M-A	OR	DR	PF	FD	BS	BA								
32 Peyton Kennedy	F 31:05	5-16	1-7	5-6	3	3	6	4	3	16	0	1	4	0	0	0	0	0	20		
25 Marcavia Shavers	C 10:60	1-2	0-0	2-2	1	2	3	5	2	4	0	0	0	0	0	0	0	0	0		
00 Kyla McMakin	G 39:01	3-14	0-1	6-10	1	0	1	3	10	12	0	0	1	0	0	0	0	0	15		
4 Kennedy Calhoun	G 36:21	1-4	0-1	0-0	0	2	2	2	1	2	5	3	1	0	0	0	0	0	20		
45 Brooklyn Gray	G 23:54	0-5	0-1	6-6	0	2	2	1	4	6	2	0	0	0	0	0	0	0	0		
12 Tierra Simon	29:08	4-7	2-3	0-0	3	13	16	2	2	10	1	1	1	2	1	0	0	0	13		
2 Camree Clegg	22:25	3-10	1-6	5-5	0	1	1	2	12	2	2	1	0	1	0	1	0	0	12		
22 Mia Nicastro	03:57	1-1	0-0	0-0	0	1	1	1	2	0	0	0	0	0	0	0	0	0	2		
15 Ashleigh Connor	01:35	0-1	0-0	2-2	0	0	0	0	1	2	0	0	0	0	0	0	0	0	3		
35 Briana Johns	01:35	0-0	0-0	0-0	0	0	0	0	1	0	0	0	0	0	0	0	0	0	0		
Team					2	0	2	0	0	0	0	0	0	0	0	0	0	0	0		
Totals		18-60	4-19	26-31	10	24	34	20	27	66	10	10	8	2	2	2	2	2	21		

Technical Fouls: Shavers 3rd, 3, 17

Shooting By Period
 1st FG% 4-19 21.1%
 3PT% 0-4 0.0%
 FT% 6-6 100%
 2nd FG% 5-12 41.7%
 3PT% 2-5 40.0%
 FT% 7-7 100%
 3rd FG% 6-11 54.5%
 3PT% 1-2 50.0%
 FT% 4-8 50%
 4th FG% 3-18 16.7%
 3PT% 1-8 12.5%
 FT% 9-10 90%
 GM FG% 18-60 30.0%
 3PT% 4-19 21.1%
 FT% 26-31 83.9%
 Dead Ball Rebounds: 3, 1

	BYU	SLU
Biggest lead	24 (4th 2:09)	2 (1st 9:48)
Best Scoring Run	8 (1st 7:09)	6 (2nd 7:08)
Lead Changes	1	
Times Tied		
Time with Lead	38:47	00:19

Points from Turnovers	BYU	SLU
Paint	10	8
Second Chance	14	2
Fast Breaks	12	8
Bench	30	26

Period by Period Scoring	BYU	SLU
1st	21	18
2nd	27	21
3rd	27	21
4th	21	87
TOT	14	19
TOT	17	66

GAME 6: VS. LMU

Official Basketball Box Score - Final
LMU (CA) at BYU
 11/25/23 Marriott Center, Provo
 2023-24 Women's Basketball

Game Time: 2:00 PM
 Game Duration: 1:47
 Attendance: 1,528

Officials: Tiffany Bird, Teresa Turner, Kyle Bacon

LMU (CA) - 58 Record: 1-4

NO. Name	Min	FG			3P			FT			Rebounds		Fouls		TP	AS	TO	ST	Blocks		+/-
		M-A	M-A	M-A	M-A	M-A	M-A	OR	DR	PF	FD	BS	BA								
10 Amaya Oliver	F 21:41	5-5	0-0	0-0	1	2	3	5	2	10	1	1	1	1	0	0	0	0	0	0	-4
35 Alexis Mark	F 17:16	3-6	0-1	1-2	1	2	3	1	3	7	0	0	0	0	1	0	0	0	0	0	-3
11 Soufia Inoussa	G 22:24	1-7	0-2	0-0	2	2	4	2	1	2	0	0	0	0	0	0	0	0	0	0	-11
14 Sydney Gandy	G 32:16	3-9	1-2	2-2	1	1	2	1	3	9	4	2	0	2	0	0	0	0	0	0	-8
17 Nicole Rodriguez	G 26:47	2-9	2-4	2-2	0	0	0	0	0	1	8	1	2	2	0	0	0	0	0	0	-8
0 Da'Ja Hamilton	20:42	0-6	0-1	0-0	1	0	1	1	1	0	2	2	1	0	0	2	0	0	0	0	-7
3 Ella Wedin	20:17	1-3	1-2	0-0	0	2	2	1	0	3	3	0	0	0	0	0	0	0	0	0	-12
4 Cynthia Zejeja	11:57	3-6	0-0	0-0	1	3	4	4	1	6	0	4	0	0	0	0	0	0	0	0	-14
5 Daylee Dunn	17:51	3-5	0-0	0-0	0	2	2	1	0	9	0	0	0	0	0	0	0	0	0	0	-14
55 Maya Hernandez	08:49	2-2	0-0	0-0	0	1	1	2	1	4	0	0	0	0	0	0	0	0	0	0	0
Team					2	2	4	0	0	0	0	0	0	0	0	0	0	0	0	0	
Totals		23-58	7-17	5-8	9	17	26	18	13	58	11	11	7	1	7	1	7	1	18		

Technical Fouls: NONE

Shooting By Period
 1st FG% 5-12 41.7%
 3PT% 3-5 60.0%
 FT% 0-0 0.0%
 2nd FG% 6-16 37.5%
 3PT% 3-9 33.3%
 FT% 2-2 100%
 3rd FG% 5-12 41.7%
 3PT% 0-0 0.0%
 FT% 2-4 50.0%
 4th FG% 7-18 38.9%
 3PT% 1-3 33.3%
 FT% 1-2 50%
 GM FG% 23-58 39.7%
 3PT% 7-17 41.2%
 FT% 5-8 62.5%
 Dead Ball Rebounds: 2, 0

BYU - 74 Record: 6-0

NO. Name	Min	FG			3P			FT			Rebounds		Fouls		TP	AS	TO	ST	Blocks		+/-
		M-A	M-A	M-A	M-A	M-A	M-A	OR	DR	PF	FD	BS	BA								
12 Lauren Gustin	F 34:49	6-8	0-0	3-6	1	14	15	3	6	15	0	4	0	1	0	0	0	0	0	0	16
1 Amari Whiting	G 29:57	2-5	1-1	2-5	1	0	1	3	3	7	1	2	1	0	0	1	0	0	0	0	11
10 Kayley Woolston	G 33:35	7-9	4-5	0-2	1	5	6	2	1	18	3	1	2	0	0	0	0	0	0	0	15
11 Kaylee Smiler	G 33:15	3-5	1-3	1-2	0	2	2	1	2	8	7	0	1	3	0	0	0	0	0	0	20
30 Lauren Davenport	G 16:36	3-4	0-1	1-1	2	1	3	2	1	7	1	1	0	0	0	0	0	0	0	0	-9
3 Nani Falatea	19:45	3-8	1-3	4-4	0	2	2	2	11	2	1	0	1	0	0	0	0	0	0	0	13
25 Emma Calvert	17:12	2-5	0-3	0-0	0	3	3	2	1	4	0	0	0	0	0	0	0	0	0	0	11
24 Rose Bubakar	11:57	0-2	0-1	2-2	1	0	1	0	2	2	1	1	0	0	0	0	0	0	0	0	10
4 Al'ia Mata'ava	01:57	1-1	0-0	0-0	0	0	0	0	0	2	0	1	0	0	0	0	0	0	0	0	-3
21 Heather Hamson	01:57	0-0	0-0	0-0	0	0	0	0	0	0	0	0	0	0	0	0	0	0	0	0	-3
Team					0	0	0	0	0	0	0	0	0	0	0	0	0	0	0	0	
Totals		27-47	7-17	13-22	6	27	33	13	18	74	15	12	4	7	1	16					

Technical Fouls: NONE

Shooting By Period
 1st FG% 4-19 21.1%
 3PT% 0-4 0.0%
 FT% 6-6 100%
 2nd FG% 5-12 41.7%
 3PT% 2-5 40.0%
 FT% 7-7 100%
 3rd FG% 6-11 54.5%
 3PT% 1-2 50.0%
 FT% 4-8 50%
 4th FG% 3-18 16.7%
 3PT% 1-8 12.5%
 FT% 9-10 90%
 GM FG% 18-60 30.0%
 3PT% 4-19 21.1%
 FT% 26-31 83.9%
 Dead Ball Rebounds: 3, 1

	LMU	BYU
Biggest lead	6 (1st 5:57)	19 (4th 4:59)
Best Scoring Run	6 (3rd 9:11)	12 (4th 9:48)
Lead Changes	5	
Times Tied	1	
Time with Lead	08:46	29:58

Points from Turnovers	LMU	BYU
Paint	9	17
Second Chance	30	32
Fast Breaks	6	7
Bench	22	19

Period by Period Scoring	LMU	BY
--------------------------	-----	----

GAME 9: VS. UTAH STATE

Official Basketball Box Score - Final
Utah St. at BYU
 12/05/23 Marriott Center, Provo
 2023-24 Women's Basketball

Game Time: 3:00 PM
 Game Duration: 2:36
 Attendance: 1,565

Officials: Kyle Bacon, Brian Woods, Nadi Carey

Utah St. - 66		Record: 3-5											
NO. Name	Min	FG	3P	FT	Rebounds	Fouls	TP	AS	TO	ST	Blocks	+/-	
		M-A	M-A	M-A	OR DR TOT	PF FD					BS BA		
23 Tiairra Hill-Brown	F	09:27	1-4	0-2	0 0 0	1 1	2	0	2	1	0	0	-12
0 Ivory Finley	G	31:06	3-8	2-2	2 3 4	0 4 4	5	2	10	1	2	1	0
4 Cheyenne Stubbs	G	36:22	5-13	3-6	8-12	0 3 3	4	8	21	2	3	2	0
11 Macy Smith	G	17:02	1-5	1-4	0-0	0 0 0	1 1	3	1	0	0	0	-13
24 Skye Miller	G	26:01	4-12	1-4	1-1	2 5 7	2	3	10	1	1	0	-17
33 Livia Knapp	F	24:55	0-1	0-0	0-0	2 2 2	3	0	0	0	0	0	-13
14 Lauren Crocker	F	06:52	1-1	0-0	0-0	1 2 3	2	1	2	1	2	0	6
11 Alyzee Verdian	F	15:11	3-5	0-0	1-2	2 1 3	2	4	7	0	2	1	0
1 Samiana Suguturaga	G	09:09	1-2	0-0	0 1 1	2 0 2	0	0	0	0	0	0	12
2 Isabella Tanedo	G	05:07	0-1	0-0	0 0 0	1 1 1	1	0	0	0	0	0	-3
25 Bridget Mullings	F	08:24	2-4	0-0	1-2	3 4 5	1	5	0	2	2	0	0
10 Taylia Stimpson	F	05:28	1-2	0-0	0 1 1	2 0 2	0	0	0	0	0	0	1
3 Ali Wetta	F	04:58	1-1	0-0	0 0 0	1 1 0	0	2	1	0	1	0	0
Team					1 3 4	0	0	0	0	0	0	0	
Totals		23-59	7-19	13-20	9 25 34	30 21	66	7	16	6	1	3	-6

Technical Fouls:Mullings 4th0:06

Shooting By Period
 1st FG% 2-10 20.0%
 3PT% 0-2 0.0%
 FT% 4-8 50.0%
 2nd FG% 8-14 57.1%
 3PT% 3-6 50.0%
 FT% 2-3 66.7%
 3rd FG% 6-18 33.3%
 3PT% 2-7 28.6%
 FT% 2-2 100%
 4th FG% 7-17 41.2%
 3PT% 2-4 50.0%
 FT% 5-7 71.4%
 GM FG% 23-59 38.0%
 3PT% 7-19 36.8%
 FT% 13-20 65.0%
 Dead Ball Rebounds: 4, 0

Official Basketball Box Score - Final
BYU at Utah St.
 12/05/23 Marriott Center, Provo
 2023-24 Women's Basketball

Game Time: 3:00 PM
 Game Duration: 2:36
 Attendance: 1,565

Officials: Kyle Bacon, Brian Woods, Nadi Carey

BYU - 72		Record: 7-3											
NO. Name	Min	FG	3P	FT	Rebounds	Fouls	TP	AS	TO	ST	Blocks	+/-	
		M-A	M-A	M-A	OR DR TOT	PF FD					BS BA		
12 Lauren Gustin	F	40:00	8-15	0-1	5-13	6 15 21	4 9	21	2	5	0	0	16
1 Amari Whiting	G	29:29	6-11	0-3	7-8	0 2 2	4	5	19	3	4	3	1
10 Kayley Woolston	G	34:46	3-11	1-4	1-2	2 2 4	2	2	8	5	4	3	0
11 Kayley Smiler	G	35:14	2-4	2-3	1-2	0 3 3	5	4	7	3	3	2	1
30 Lauren Davenport	G	22:57	1-3	1-3	0 0 0	2 2 0	3	0	1	0	0	0	0
25 Emma Calvert	F	27:52	3-5	1-3	7-10	2 6 8	4	8	14	1	1	1	0
24 Rose Bubakar	F	03:38	0-0	0-0	0-0	0 0 0	0	0	0	0	0	0	-9
4 Ali'a Mata'avao	F	04:57	0-2	0-1	0-0	0 0 0	1	0	0	0	0	0	0
20 Marina Mata	F	01:08	0-0	0-0	0-0	0 0 0	0	0	0	0	0	0	0
Team					0 0 0	0	0	0	0	0	0	0	0
Totals		23-51	5-18	21-35	11 30 41	22 29	72	14	20	9	3	1	6

Technical Fouls:Smiler 4th0:06

Shooting By Period
 1st FG% 9-18 50.0%
 3PT% 2-4 50.0%
 FT% 0-4 0.0%
 2nd FG% 6-13 46.2%
 3PT% 2-6 33.3%
 FT% 5-8 62.5%
 3rd FG% 3-11 27.3%
 3PT% 0-5 0.0%
 FT% 5-7 71.4%
 4th FG% 5-9 55.6%
 3PT% 1-3 33.3%
 FT% 11-16 68.8%
 GM FG% 23-51 45.1%
 3PT% 5-18 27.8%
 FT% 21-35 60.0%
 Dead Ball Rebounds: 6, 0

	ISU	BYU
Biggest lead	0 (1 st 10:00)	16 (3 rd 6:21)
Best Scoring Run	9 (3 rd 3:28)	10 (1 st 6:42)
Lead Changes	0	0
Times Tied	0	0
Time with Lead	00:00	39:42

Points from	ISU	BYU
Turnovers	14	23
Paint	32	28
Second Chance	6	3
Fast Breaks	8	19
Bench	20	14

Period by Period Scoring	ISU	BYU
1st	8	21
2nd	16	16
3rd	16	21
4th	16	66
TOT	56	20

GAME 10: VS. BOISE STATE

Official Basketball Box Score - Final
Boise St. at BYU
 12/09/23 Marriott Center, Provo
 2023-24 Women's Basketball

Game Time: 2:00 PM
 Game Duration: 1:51
 Attendance: 2,722

Officials: Cameron Inouye, Brian Garland, Corey Long

Boise St. - 50		Record: 7-3											
NO. Name	Min	FG	3P	FT	Rebounds	Fouls	TP	AS	TO	ST	Blocks	+/-	
		M-A	M-A	M-A	OR DR TOT	PF FD					BS BA		
22 Trista Hull	F	20:11	2-8	0-0	0-0	2 8 10	4	3	4	1	0	2	0
32 Natalia Pasco	F	23:44	3-5	0-1	2-2	0 0 0	1	1	8	2	1	0	0
33 Abby Muse	F	28:46	6-14	0-0	1-5	3 5 8	3	4	13	1	2	1	1
1 Mya Hansen	G	16:33	2-6	2-3	0-0	0 0 0	0	0	0	0	0	0	-10
12 Mary Kay Naro	G	28:58	0-8	0-2	0-0	1 2 3	2	2	0	0	1	0	-13
4 Dani Bayes	F	18:45	2-5	0-3	0-0	0 0 0	0	0	0	0	0	0	-9
15 Alyssa Christensen	F	08:31	1-1	1-1	0-0	1 1 1	1	0	3	1	2	0	0
23 Elobie Laitote	F	08:45	2-6	0-1	0-2	1 3 4	4	2	4	0	0	1	0
2 Linsey Lovrovich	F	15:45	2-6	0-2	1-4	2 0 2	1	3	5	0	0	0	0
0 Tatum Thompson	F	12:07	0-4	0-4	2-2	0 4 4	2	1	2	3	1	0	0
24 Jayda Clark	F	06:38	0-0	0-0	0-0	0 0 0	0	0	0	0	0	0	-7
11 Kaitlin Burgess	F	04:36	0-1	0-0	1-2	0 0 0	0	1	1	0	0	0	0
5 Allie Hueckman	F	04:03	0-1	0-1	0-0	0 0 0	1	0	0	0	0	0	0
21 Sydney McQuitor	F	01:40	0-1	0-0	0-0	0 0 0	0	0	0	0	0	0	0
30 Mackenzie Naro	F	00:58	0-0	0-0	0-0	0 0 0	0	0	0	0	0	0	0
Team					4 3 7	0	0	0	0	0	0	0	0
Totals		20-66	3-18	7-17	13 26 39	18 19	50	14	13	4	5	7	-15

Technical Fouls:NONE

Shooting By Period
 1st FG% 6-18 33.3%
 3PT% 1-2 50.0%
 FT% 0-0 0.0%
 2nd FG% 5-15 33.3%
 3PT% 0-5 0.0%
 FT% 3-5 60.0%
 3rd FG% 5-20 25.0%
 3PT% 1-8 12.5%
 FT% 0-2 0.0%
 4th FG% 4-13 30.8%
 3PT% 1-3 33.3%
 FT% 4-10 40%
 GM FG% 20-66 30.3%
 3PT% 3-18 16.7%
 FT% 7-17 41.2%
 Dead Ball Rebounds: 3, 0

Official Basketball Box Score - Final
BYU at Boise St.
 12/09/23 Marriott Center, Provo
 2023-24 Women's Basketball

Game Time: 2:00 PM
 Game Duration: 1:51
 Attendance: 2,722

Officials: Cameron Inouye, Brian Garland, Corey Long

BYU - 65		Record: 8-2											
NO. Name	Min	FG	3P	FT	Rebounds	Fouls	TP	AS	TO	ST	Blocks	+/-	
		M-A	M-A	M-A	OR DR TOT	PF FD					BS BA		
12 Lauren Gustin	F	33:42	6-11	0-0	4-10	7 11 18	2 9	16	2	6	0	0	2
25 Emma Calvert	F	27:02	3-9	0-2	0-0	2 12 14	5	1	6	3	3	2	3
1 Amari Whiting	G	29:39	1-6	0-4	3-4	0 4 4	2	2	5	4	3	1	0
10 Kayley Woolston	G	29:59	7-11	4-4	0-0	1 1 2	0	18	3	0	1	0	0
11 Kayley Smiler	G	34:01	3-6	2-2	0-2	2 2 2	3	2	8	5	3	2	0
30 Lauren Davenport	F	21:29	2-8	1-5	3-4	0 4 4	3	3	8	1	1	0	0
24 Rose Bubakar	F	18:25	1-5	0-1	0-0	1 4 5	1	2	2	1	0	0	1
4 Ali'a Mata'avao	F	02:53	0-0	0-0	0-0	0 0 0	0	0	0	0	0	0	0
20 Marina Mata	F	01:40	0-0	0-0	0-0	0 0 0	0	0	0	0	0	0	-1
21 Heather Hamson	F	01:40	1-1	0-0	0-0	0 0 0	0	0	0	0	0	0	0
15 McKinley Willardson	F	00:57	0-0	0-0	0-0	0 0 0	0	0	0	0	0	0	-3
2 Kylie Krebs	F	00:33	0-0	0-0	0-0	0 0 0	0	0	0	0	0	0	0
Team					2 2 4	0	0	0	0	0	0	0	0
Totals		24-57	7-18	10-22	12 40 52	18 19	65	19	17	6	7	5	15

Technical Fouls:NONE

Shooting By Period
 1st FG% 6-14 42.9%
 3PT% 1-1 100.0%
 FT% 2-2 100%
 2nd FG% 9-18 50.0%
 3PT% 3-7 42.9%
 FT% 1-2 50%
 3rd FG% 6-14 42.9%
 3PT% 2-5 40%
 FT% 2-6 33.3%
 4th FG% 3-11 27.3%
 3PT% 1-5 20.0%
 FT% 5-12 41.7%
 GM FG% 24-57 42.1%
 3PT% 7-18 38.9%
 FT% 10-22 45.5%
 Dead Ball Rebounds: 7, 0

	BSU	BYU
Biggest lead	3 (1 st 6:05)	18 (4 th 3:39)
Best Scoring Run	5 (3 rd 7:00)	7 (2 nd 9:21)
Lead Changes	3	0
Times Tied	2	0
Time with Lead	01:56	35:21

Points from	BSU	BYU
Turnovers	10	11
Paint	28	30
Second Chance	7	4
Fast Breaks	5	10
Bench	19	12

Period by Period Scoring	BSU	BYU
1st	13	13
2nd	13	11
3rd	11	13
4th	11	50
TOT	56	20

GAME 11: VS. IDAHO STATE

Official Basketball Box Score - Final
Idaho St. at BYU
 12/10/23 Marriott Center, Provo
 2023-24 Women's Basketball

Game Time: 2:00 PM
 Game Duration: 2:28
 Attendance: 1,911

Officials: Maj Forsberg, Teresa Turner, Nicole Leon

Idaho St. - 76		Record: 4-5											
NO. Name	Min	FG	3P	FT	Rebounds	Fouls	TP	AS	TO	ST	Blocks	+/-	
		M-A	M-A	M-A	OR DR TOT	PF FD					BS BA		
4 Laura Bello	F	36:23	0-7	0-0	1-4	1 3 4	4	2	1	1	1	1	2
1 Kacey Spink	G	42:23	6-12	1-1	2-4	3 3 6	4	2	15	1	3	1	0
5 Tasia Jordan	G	29:26	9-15	0-1	4-4	1 4 5	5	4					

GAME 17: AT HOUSTON

Official Basketball Box Score - Final
BYU at Houston
 01/10/24 Ferritt Center, Houston
 2023-24 Women's Basketball
 Game Time: 7:00 PM
 Game Duration: 2:01
 Attendance: 505
 Officials: Michael McConnell, Scott Yearbrough, Keynna Seaks

NO.	Name	Min	FG		3P		FT		Rebounds		Fouls		TP	AS	TO	ST	Blocks		+/-
			M-A	M-A	M-A	M-A	OR	DR	PF	FD	BS	BA							
12	Lauren Gustin	F	39:33	7-12	0-0	0-0	8	9	17	3	1	14	1	3	0	1	0	0	-12
25	Emma Calvert	F	06:46	1-2	0-1	0-0	0	1	1	1	0	2	0	2	0	1	0	0	5
1	Amari Whiting	G	36:08	5-8	2-3	3-4	0	1	1	3	5	15	6	6	0	0	0	0	-14
10	Kailey Woolston	G	33:17	0-6	0-4	4-4	0	4	4	5	5	4	1	3	1	0	0	0	-14
11	Kaylee Smiler	G	35:07	5-7	4-5	1-2	0	1	1	4	2	15	2	3	0	0	0	0	-8
24	Rose Bubakar	F	19:39	1-4	0-0	2-2	2	4	6	3	1	4	3	3	0	0	0	0	-10
30	Lauren Davenport	F	28:17	7-13	1-4	0-0	1	3	4	1	2	15	0	2	0	2	1	1	1
4	Alfa Mataavao	F	01:13	0-0	0-0	0-0	0	0	0	0	0	0	0	0	0	0	0	0	-2
Team							1	2	3	0	0	0	0	3	0	0	0	0	
Totals				26-52	7-17	10-12	12	25	37	20	16	69	13	25	1	4	1	10	

Shooting By Period
 1st FG% 5-11 45.5%
 3PT% 1-3 33.3%
 FT% 1-2 50%
 2nd FG% 6-10 60.0%
 3PT% 1-2 50.0%
 FT% 0-0 0%
 3rd FG% 5-12 41.7%
 3PT% 3-6 50.0%
 FT% 6-6 100%
 4th FG% 10-19 52.6%
 3PT% 2-6 33.3%
 FT% 3-4 75%
 GM FG% 26-52 50.0%
 3PT% 7-17 41.2%
 FT% 10-12 83.3%
 Dead Ball Rebounds: 1, 0
 Technical Fouls: NONE

Houston - 79
 Record: 10-5 (1-3)

NO.	Name	Min	FG		3P		FT		Rebounds		Fouls		TP	AS	TO	ST	Blocks		+/-
			M-A	M-A	M-A	M-A	OR	DR	PF	FD	BS	BA							
1	Bria Patterson	F	21:29	0-4	0-1	2-3	0	1	1	3	2	1	1	1	1	0	0	0	2
34	Kamryn Jones	F	33:17	3-7	1-2	1-2	2	2	4	2	2	8	2	2	8	1	0	0	16
42	Peyton McFarland	F	22:54	4-7	0-0	1-2	4	4	8	3	2	9	0	3	0	0	0	0	8
5	NYah Boyd	G	26:19	5-9	1-4	0-0	0	0	0	3	2	11	6	1	1	0	0	0	11
14	Laila Blair	G	30:36	4-10	1-3	11-12	0	0	0	2	6	20	0	3	0	0	1	3	
21	Maliyah Johnson	F	15:42	2-4	1-1	0-0	1	1	2	0	1	5	2	0	2	0	2	15	
2	Kenna Merchant	G	12:01	1-2	0-0	3-3	0	0	0	1	1	5	0	1	0	0	0	-4	
33	Logyn McNeil	G	16:01	0-2	0-0	3-4	1	2	3	1	2	3	0	1	0	0	0	9	
10	Brieny Onyeje	F	20:42	6-11	4-8	0-0	1	5	6	2	16	0	1	1	1	0	0	1	
24	Shaloxus Aaron	F	01:29	0-1	0-1	0-0	0	0	0	0	0	0	0	0	0	0	0	-2	
Team							1	0	1	0	0	0	0	0	0	0	0	0	
Totals				25-57	8-20	21-26	10	15	25	16	20	79	11	13	13	1	4	10	

Shooting By Period
 1st FG% 8-15 53.3%
 3PT% 3-6 50.0%
 FT% 2-2 100%
 2nd FG% 3-13 23.1%
 3PT% 1-5 20.0%
 FT% 6-6 100%
 3rd FG% 6-14 42.9%
 3PT% 1-4 25.0%
 FT% 4-5 80.0%
 4th FG% 8-15 53.3%
 3PT% 3-5 60.0%
 FT% 9-12 75%
 GM FG% 25-57 43.9%
 3PT% 8-20 40.0%
 FT% 21-26 80.8%
 Dead Ball Rebounds: 2, 0
 Technical Fouls: NONE

	BYU	HOU
Biggest lead	1 (1st 9:05)	15 (1st 2:11)
Best Scoring Run	14 (2nd 5:39)	11 (1st 5:28)
Lead Changes	2	
Times Tied	0	
Time with Lead	01:01	38:16

Points from	BYU	HOU
Turnovers	11	27
Paint	36	28
Second Chance	13	10
Fast Breaks	8	8
Bench	19	29

Period by Period Scoring	BYU	HOU
1st	12	13
2nd	13	19
3rd	19	25
4th	25	69

GAME 18: VS CINCINNATI

Official Basketball Box Score - Final
Cincinnati at BYU
 01/13/24 Marriott Center, Provo
 2023-24 Women's Basketball
 Game Time: 4:00 PM
 Game Duration: 2:02
 Attendance: 1,786
 Officials: Julie Krommerhook, Tiffany Bird, Infi Robinson

NO.	Name	Min	FG		3P		FT		Rebounds		Fouls		TP	AS	TO	ST	Blocks		+/-
			M-A	M-A	M-A	M-A	OR	DR	PF	FD	BS	BA							
20	Jillian Hayes	F	29:55	5-15	0-1	4-5	2	6	8	2	4	14	1	2	3	1	1	-4	
22	Malea Williams	F	28:15	5-7	4-6	1-2	0	7	7	1	1	15	1	0	1	0	0	-4	
3	Reagan Jackson	G	27:19	2-8	1-3	0-0	0	3	3	2	1	5	0	0	2	0	0	-9	
5	Braylyn Milton	G	34:38	3-9	2-4	2-2	0	1	1	2	1	10	4	2	0	0	1	-11	
34	Ariel Jackson	G	22:00	2-10	0-1	2-5	0	1	1	4	4	6	2	3	0	0	2	-2	
42	Clarissa Craig	F	17:52	1-5	0-0	0-0	2	1	3	4	0	2	1	1	0	1	2	-17	
10	Branna Byars	F	09:06	1-3	0-0	0-0	0	1	1	0	1	2	0	0	0	0	0	-2	
11	Ta'Zah Jenkins	F	13:30	0-1	0-0	2-2	1	0	1	2	2	1	2	1	2	1	0	-1	
6	Alcha Dia	F	11:17	1-1	0-0	0-0	0	0	0	1	2	2	0	2	0	0	0	-3	
1	Nia Clark	F	06:08	0-0	0-0	0-0	0	0	0	0	0	0	0	0	0	0	0	3	
Team							8	2	10	0	0	0	0	0	0	0	0	0	
Totals				20-59	7-15	11-16	13	23	36	18	16	58	10	12	7	2	6	10	

Shooting By Period
 1st FG% 5-17 29.4%
 3PT% 1-3 33.3%
 FT% 1-1 100%
 2nd FG% 5-13 38.5%
 3PT% 1-3 33.3%
 FT% 3-4 75%
 3rd FG% 6-13 46.2%
 3PT% 3-4 75.0%
 FT% 3-4 75%
 4th FG% 4-16 25.0%
 3PT% 2-5 40.0%
 FT% 4-7 57.1%
 GM FG% 20-59 33.9%
 3PT% 7-15 46.7%
 FT% 11-16 68.8%
 Dead Ball Rebounds: 3, 0
 Technical Fouls: NONE

BYU - 68
 Record: 11-7 (1-4)

NO.	Name	Min	FG		3P		FT		Rebounds		Fouls		TP	AS	TO	ST	Blocks		+/-
			M-A	M-A	M-A	M-A	OR	DR	PF	FD	BS	BA							
12	Lauren Gustin	F	29:50	4-8	0-0	3-4	2	8	10	3	4	11	2	3	1	0	1	-5	
25	Emma Calvert	F	35:23	5-9	0-3	1-2	2	8	6	4	4	11	2	3	1	3	0	12	
1	Amari Whiting	G	29:47	4-7	1-3	1-3	0	6	10	3	10	4	4	0	0	0	0	8	
10	Kailey Woolston	G	37:40	4-14	3-9	1-2	2	3	5	3	1	12	1	0	0	1	1	10	
11	Kaylee Smiler	G	37:11	2-2	1-1	4-6	0	1	1	0	5	9	7	4	0	0	0	9	
30	Lauren Davenport	F	19:44	4-8	3-4	0-0	0	0	0	0	3	0	1	1	1	1	2	3	
24	Rose Bubakar	F	08:03	1-1	0-0	0-0	0	0	0	0	0	2	1	0	0	0	0	0	
4	Alfa Mataavao	F	02:22	1-3	0-1	0-0	2	1	3	0	0	0	0	0	0	0	0	0	
Team							2	1	3	0	0	0	0	0	0	0	0	0	
Totals				25-52	8-21	10-17	10	28	38	16	18	68	18	15	3	6	2	10	

Shooting By Period
 1st FG% 6-13 46.2%
 3PT% 1-3 33.3%
 FT% 0-1 0%
 2nd FG% 4-17 23.5%
 3PT% 5-10 50.0%
 FT% 2-2 100%
 3rd FG% 4-10 40.0%
 3PT% 1-4 25.0%
 FT% 4-8 50%
 4th FG% 6-12 50.0%
 3PT% 1-4 25.0%
 FT% 4-6 66.7%
 GM FG% 25-52 48.1%
 3PT% 8-21 38.1%
 FT% 10-17 58.8%
 Dead Ball Rebounds: 1, 0
 Technical Fouls: NONE

	CINCI	BYU
Biggest lead	3 (1st 9:08)	14 (2nd 1:14)
Best Scoring Run	9 (2nd 7:53)	8 (2nd 1:14)
Lead Changes	5	
Times Tied	3	
Time with Lead	04:06	31:50

Points from	CINCI	BYU
Turnovers	14	20
Paint	20	32
Second Chance	5	9
Fast Breaks	1	6
Bench	8	15

Period by Period Scoring	CINCI	BYU
1st	12	14
2nd	18	14
3rd	14	58
4th	18	68

GAME 19: AT OKLAHOMA STATE

Official Basketball Box Score - Final
BYU at Oklahoma State
 01/17/24 Gallagher Day Arena, Stillwater
 2023-24 Women's Basketball
 Game Time: 6:30 PM
 Game Duration: 1:57
 Attendance: 2,044
 Officials: Maj Forsberg, Brian Garland, Demoya Pugh

NO.	Name	Min	FG		3P		FT		Rebounds		Fouls		TP	AS	TO	ST	Blocks		+/-
			M-A	M-A	M-A	M-A	OR	DR	PF	FD	BS	BA							
12	Lauren Gustin	F	33:37	4-9	0-1	2-7	4	6	10	1	5	10	3	4	0	0	0	-28	
25	Emma Calvert	F	13:26	2-6	1-2	0-0	0	4	4	0	5	0	2	1	0	0	0	-19	
1	Amari Whiting	G	28:12	3-9	1-5	2-5	1	4	5	2	9	0	1	2	1	1	-25		
10	Kailey Woolston	G	32:11	4-9	1-5	0-0	1	2	3	2	1	9	1	6	0	0	1	-34	
11	Kaylee Smiler	G	30:27	0-2	0-0	2-2	2	2	3	2	3	4	1	1	1	0	0	-25	
30	Lauren Davenport	F	25:35	1-7	0-4	1-2	0	1	1	2	3	3	0	3	0	0	0	-25	
24	Rose Bubakar	F	18:41	2-4	0-0	2-4	0	1	1	2	3	6	0	1	1	0	0	-4	
4	Al																		

GAME 21: AT KANSAS STATE

GAME 22: AT KANSAS

GAME 23: VS WEST VIRGINIA

GAME 24: VS BAYLOR



GAME 25: AT CINCINNATI

GAME 26: AT UCF

GAME 27: VS KANSAS

GAME 28: VS TCU



GAME 29: AT IOWA STATE

GAME 30: VS HOUSTON

GAME 31: AT TEXAS

GAME 32: VS. TBD (BIG 12 TOURNAMENT)



5 players scored in double figures 12/16/23 vs. Idaho State, Williams 26, George 11, Traore 11, Robinson 11, Saunders 10	Did not make a 3-point field goal 3/8/14 vs. Loyola Marymount, (0-12) W	Lost by 30-plus points 2/23/19 at Gonzaga (34) 68-102
6 players scored in double figures 1/20/21 vs. Central Methodist, Lohner 19, Baxter 13, George 11, Johnson 10, Knell 10	Opponent did not make a 3-point field goal 11/13/19 vs. Southern Utah (0-12) W	Lost by 25-plus points 12/1/20 vs. USC (26) 53-79
No players scored in double figures 2/21/05 at Air Force, 39-70 L	BYU had five or fewer turnovers 1/11/20 vs. Portland, 5 W	Played an overtime game 11/25/22 vs. Dayton, 79-75 W (OT)
One player recorded a double-double 12/10/22 vs. Creighton Fousseyni Traore, 11 points, 12 rebounds	BYU committed 25-plus turnovers 12/15/07 vs. Pepperdine, 29 W	Won in single overtime 11/25/22 vs. Dayton 79-75 (OT)
Two players recorded a double-double 2/20/20 vs. Santa Clara Yoeli Childs 22 points, 11 rebounds Jake Toolson 20 points, 10 rebounds	BYU committed 11 or less team fouls in a game 12/20/22 vs. Lindenwood, 11 W	Lost in overtime 12/1/21 at Utah Valley, 65-72 L (OT)
One player recorded a triple-double 3/16/16 vs. UAB Kyle Collinsworth, 19 points, 10 rebounds, 12 assists	BYU scored 90 points 12/20/22 vs. Lindenwood, 90-61 W	Played a double OT game 1/30/21 vs. Pacific, 95-87 W (2OT)
Two double-digit rebounders 12/1/21 at Utah Valley Caleb Lohner 11, Alex Barcello 11	BYU scored 100 points 11/29/22 vs. Westminster, 100-70 W	Played a triple OT game 1/23/14 at Portland, 114-110 L (3OT)
Six players had 5 or more rebounds 1/20/21 vs. Central Methodist, Lohner 19, Baxter 13, George 11, Johnson 10, Knell 10	BYU scored 110 points 2/11/16 at San Francisco, 114 W	Won 10-straight games 2010-11 (10)
Four players had 9 or more rebounds 12/30/06 vs. Seton Hall, Cummarid 12, Plaisted 9, Young 9, Ainge 9	BYU scored less than 50 points in a game 1/15/08 at UNLV, 41-70 L	Won 15-straight games 2009-10 (15)
Two players fouled out 12/3/22 vs. South Dakota Trey Stewart, Gideon George	Held opponent to less than 50 points in a game 12/29/22 at Pacific, 69-49 W	Lost 3-straight games 2018-19, vs. UNLV, @ San Diego State, @ Mississippi State
Three or more players fouled out 12/1/18 at Weber State Yoeli Childs, TJ Haws, Connnor Harding	BYU scored less than 40 points in a game 2/21/05 at Air Force, 39-70 L	Lost 4-straight games 2021-22, @ Santa Clara, @ Pacific, San Francisco, Gonzaga
A BYU player received a technical/flagrant foul 12/17/22 vs. Utah, Gideon George	Held opponents to less than 40 points in a game 12/22/21 vs. South Florida 54-39 W	Lost 5-straight games 2004-05, @ UNM, @ AFA, @ Utah, UNLV, vs. UNM [at MWC]
An opponent player received a technical/flagrant foul 12/31/22 vs. Portland, Chika Nduka	Shot 60% from the field 2/4/21 at Portland (.627) 42-67	Lost 9-straight games 1997-98
A BYU coach received a technical foul 12/1/21 at Utah Valley, Mark Pope	Opponent shot 60% from the field 1/13/22 at Gonzaga (.694) 43-62	Lost 10-straight games 1996-97 (21) - school record
An opponent coach received a technical foul 12/31/22 vs. Portland, Shantay Legans	Shot 70% from the field in a half 12/21/19 vs. Weber State (.800) 20-25	Played an NCAA tournament game 3/20/21 vs. UCLA - NCAA 1st Round, 62-73
A BYU player ejected from a game 2/29/20 at Pepperdine, Jake Toolson (left the bench)	Did not miss a 2-point FG attempt in a half 2/23/04 vs. Air Force, 13-13 inside the arc, (14-17, .824 overall)	Won an NCAA tournament game 3/13/12 vs. Iona - NCAA 1st Round, 78-72
An opponent player ejected from a game 1/23/20 at Pacific, Amari McCray (flagrant 2 fouls)	Shot less than 30% from the field 12/1/20 vs. USC (.275) 16-69	Won two NCAA tournament games 1980-81 Princeton 60-51, UCLA 78-55, Notre Dame 51-50, then lost to Virginia 60-74 2010-11 Wofford 74-66, Gonzaga 89-67
A coach ejected from the game 11/15/17 at Princeton Princeton coach Mitch Henderson (2 technical fouls)	Shot 100% from the free throw line 2/24/22 vs. Loyola Marymount (.6-6)	Won three NCAA tournament games 1980-81 Princeton 60-51, UCLA 78-55, Notre Dame 51-50, then lost to Virginia 60-74
AT LEAST two players scored 20+ points 1/30/21 vs. Pacific, Averette - 24, Barcell - 23	Shot 90% from the free throw line (min. 10 att.) 1/27/21 at Pepperdine (.947) 18-19	Played in the NIT 2021-22
Three players scored 20+ points 2/20/20 vs. Santa Clara, Haws 28, Childs 22, Toolson 20	Shot less than 50% from the free throw line 3/19/22 vs. Northern Iowa (.333) 2-6	Won an NIT game 3/19/22 Northern Iowa, 90-71
Four players scored 20+ points 1/13/79 vs. New Mexico, D. Ainge 27, Runia 25, Durrant 20, Taylor 20	Shot 60% on 3-pointers 12/18/21 at Weber State (.615), 16-26	Won two NIT games 2021-22 LBSU, 93-72, UNI 90-71
Two players scored 25+ points 1/23/20 at Pacific, Toolson 28, Childs 26	Shot 70% on 3-pointers 12/11/13 vs. Prairie View A&M (.714), 10-14	Won three NIT games 2015-16 Advanced to NIT semifinals [appearance vacated by the NCAA] 2012-13 Advanced to NIT semifinals 1965-66 NIT Champions 1950-51 NIT Champions
A player scored 30+ points 2/12/22 at Pepperdine, Alex Barcello 33	Opponent scored less than 20 points in the 1st half 11/16/21 vs. #12 Oregon, 18 (37-18, 81-49 W)	Won a conference tournament 2000-01
A player scored 40+ points 12/23/15 vs. New Mexico, Chase Fischer 41	Opponent scored less than 20 points in the 2nd half 12/22/21 vs. South Florida, 17 (23-17, 54-39) W	Won a regular season conference title 2010-11
A player attempted 20 or more field goals 12/11/21 vs. Creighton, Alex Barcello 20	BYU scored less than 20 points in the 1st half 3/9/19 vs. San Diego, 19 (BYU trailed 19-46)	Won a conference regular season outright 2007-08
A player had 5 or more steals 1/4/20 vs. Loyola Marymount, Jake Toolson 5	BYU scored less than 20 points in the 2nd half 1/15/00 vs. Utah, 19	Defeated a ranked team 12/10/22 vs. No. 21 Creighton (21/21), 83-80
A player had 5 or more blocks 2/27/21 vs. Saint Mary's, Matt Haarms 6	Opponent scored 50 or more points in a half 11/23/22 vs. USC, 51	Defeated a ranked team at home 2/20/20 vs. Gonzaga (2/2), 91-78
A player had double-digit assists 12/21/20 vs. Texas Southern, Alex Barcello 10	BYU scored 50 or more points in the first half 3/9/21 vs. Gonzaga, 53	Defeated a ranked team on the road 12/18/20 at San Diego State (18/20), 72-62
A player made double-digit free throws 11/9/21 vs. Cleveland State, Alex Barcello 13	BYU scored 50 or more points in the second half 12/20/22 vs. Lindenwood 51	Was ranked in the Top 25 AP Poll 12/6/21 Ranked 24th
A player shot 100% from the free throw line (min. 8 att.) 12/3/22 vs. South Dakota, Rudi Williams (8-8)	BYU scored 60 or more points in the first half 11/29/22 vs. Westminster, 63	Was ranked in the Top 25 Coaches Poll 12/6/21 Ranked 23rd
A player shot 100% from the floor (min. 5 att.) 2/3/22 San Francisco, Atiki Ally Atiki (5-5)	BYU scored 60 or more points in the second half 1/30/20 vs. Pepperdine, 61	Finished season ranked in the Top 25 polls 2019-20 16th (Coaches), 18th (AP)
A player shot 100% from threes (min. 3 att.) 12/20/22 vs. Lindenwood, Jaxson Robinson (4-4) Rudi Williams (3-3)	Won by 60 or more points (largest margin ever) 12/22/06 vs. Western Oregon (62) 102-40	
	Won by 50 or more points 2/20/16 vs. San Diego (58) 91-33	
	Won by 40 or more points 2/4/21 at Portland (45) 105-60	
	Won by 30 or more points 12/15/22 vs. Western Oregon (33) (97-64)	
	Won by 25 or more points 12/20/22 vs. Lindenwood (29) (90-61)	
	Lost by 35-plus points 11/22/04 vs. North Carolina (36) 86-50	

Individual Career Records

Points Scored

Rk	Name, Years	G	Pts	Avg
1	Tina Gunn Robison, 1976-80	101	2,759	27.3
2	Lexi Eaton Rydalch, 2011-16	142	2,535	17.9
3	Tresa Spaulding Hamson, 1983-87	110	2,309	20.9
4	Jackie Beene McBride, 1978-82	124	2,191	18.1
5	Erin Thorn, 1999-03	127	2,061	16.2
6	Paisley Harding, 2017-22	146	1,938	13.3
7	Cathy Nixon, 1984-88	127	1,771	16.1
8	Debbie Diamond, 1991-95	113	1,704	15.1
9	Cindy Battistone, 1981-85	114	1,644	14.4
10	Shaylee Gonzales, 2018-22	88	1,555	17.7
11	Lori Vreeken, 1980-84	115	1,552	13.5
12	Jennifer Hamson, 2010-14	122	1,437	11.8
13	Lisa Rathbun, 1988-92	112	1,431	13.4
14	Kari Gallup, 1994-98	110	1,426	12.7
15	Lauren Gustin, 2020-24	105	1,409	13.3
16	Mallory Gillespie-Carling, 2004-08	124	1,402	11.3
17	Jeanette Weston, 1978-82	124	1,401	11.1
18	Valerie Cravens, 1980-84	109	1,382	12.7
19	Thais Kidd, 1991-95	113	1,352	12.1
20	Mindy Nielson Bonham, 2007-11	125	1,322	11.1
21	Cassie Broadhead Devashrayee, 2014-18	124	1,316	10.6
22	Brenna Chase Drollinger, 2016-20	124	1,304	10.5
23	Haley Hall Steed, 2006-13	143	1,290	9.0
24	Ambrosia Anderson, 2002-06	120	1,285	10.7
25	Kim Beeston, 2009-14	143	1,241	8.7
26	Makenzi Morrison Pulsipher, 2013-17	126	1,240	9.8
27	Morgan Bailey, 2010-15	121	1,192	9.9
28	Danielle Cheesman, 2001-05	123	1,159	9.4
29	Behka Stafford, 1992-96	103	1,123	10.9
30	Kristen Riley, 2008-12	129	1,042	8.1
31	Kimberly Talbot, 1987-91	112	1,024	9.1
32	Scarlett Overly, 1987-89	54	1,022	18.9
33	Corriann Wood Fraughton, 2007-11	123	1,002	8.1

Active Leader: **Lauren Gustin - 1,335**

*3-point field goals were not recorded until the 1986-87 season

Scoring Average

Rk	Name, Years	G	Pts	Avg
1	Tina Gunn Robison, 1976-80	101	2,759	27.3
2	Tresa Spaulding Hamson, 1984-87	110	2,309	23.4
3	Scarlett Overly, 1988-89	54	1,022	18.9
4	Jackie Beene McBride, 1979-82	124	2,191	18.1
5	Lexi Eaton Rydalch, 2011-16	142	2,535	17.9
6	Shaylee Gonzales, 2018-22	88	1,555	17.7
7	Erin Thorn, 1999-03	127	2,061	16.2
8	Cathy Nixon, 1984-88	127	1,771	16.1
9	Debbie Diamond, 1991-95	113	1,704	15.1
10	Cindy Battistone, 1981-85	114	1,644	14.4
11	Lauren Gustin, 2020-24	101	1,360	13.5
12	Lori Vreeken, 1980-84	115	1,552	13.5
13	Lisa Rathbun, 1988-92	112	1,431	13.4
14	Paisley Johnson Harding, 2017-22	146	1,581	13.3
15	Kari Gallup, 1994-98	110	1,426	12.7
16	Valerie Cravens, 1980-84	109	1,381	12.7
17	Thais Kidd, 1992-95	113	1,352	12.1
18	Jennifer Hamson, 2010-14	122	1,437	11.8
19	Mallory Gillespie-Carling, 2004-08	124	1,402	11.3
20	Mindy Nielson Bonham, 2007-11	125	1,322	11.1
21	Jeanette Weston, 1978-82	124	1,401	11.1
22	Behka Stafford, 1992-96	103	1,123	10.9
23	Ambrosia Anderson, 2002-06	120	1,285	10.7
24	Cassie Broadhead Devashrayee, 2014-18	124	1,316	10.6
25	Brenna Chase Drollinger, 2016-20	124	1,304	10.5

*Minimum 50 Games Played

Active Leader: **Lauren Gustin - 13.5**

Field Goal Percentage (min. 300 made)

Rk	Name, Years	FG	FGA	Pct
1	Tresa Spaulding Hamson, 1984-87	968	1,589	60.9
2	Tina Gunn Robison, 1976-80	1,107	1,943	56.9
3	Jennifer Hamson, 2010-14	549	989	55.5
4	Scarlett Overly, 1987-82	459	839	54.7
5	Debbie Diamond, 1991-95	672	1,247	53.9
6	Jeanette Weston, 1978-82	536	1,054	50.9
7	Lauren Gustin, 2020-24	613	1,225	50.0
8	Lori Vreeken, 1980-84	652	1,339	48.7
9	Jackie Beene McBride, 1979-82	900	1,850	48.6
10	Cathy Nixon, 1984-88	730	1,505	48.5
11	Morgan Bailey, 2010-15	501	1,036	48.4
12	Valerie Cravens, 1980-84	547	1,166	47.0
13	Shaylee Gonzales, 2018-22	580	1,247	46.5
14	Kalani Purcell, 2015-17	322	700	46.0
15	Cindy Battistone, 1981-85	577	1,260	45.8

Active Leader: **Lauren Gustin - 50.2%**

3-Point Field Goals Made

Rk	Name, Years	3FG
1	Erin Thorn, 1999-03	391
2	Haley Hall Steed, 2006-13	262
3	Kim Beeston, 2009-14	250
4	Mallory Gillespie-Carling, 2004-08	249
5	Brenna Chase Drollinger, 2016-20	244
6	Lexi Eaton Rydalch, 2011-16	227
7	Paisley Johnson Harding, 2017-22	220
8	Kari Gallup, 1994-98	204

9	Makenzie Morrison Pulsipher, 2012-17	187
10	Behka Stafford, 1992-96	180
11	Thais Kidd, 1991-95	171
12	Coriann Wood Fraughton, 2007-11	133
13	Ambrosia Anderson, 2002-06	130
14	Tegan Graham, 2020-22	116
15	Shaylee Gonzales, 2018-22	114
16	Jasmine Foreman, 2007-2011	109
17	Cassie Broadhead Devashrayee, 2014-18	99

Active Leader: **Kaylee Smiler - 101**

3-Point Field Goals Percentage (min. 40 made)

Rk	Name, Years	3FG	3FGA	Pct
1	Erin Thorn, 1999-03	391	949	41.2
2	Haley Hall Steed, 2006-13	262	???	???
3	Kim Beeston, 2009-14	250	???	???
4	Mallory Gillespie-Carling, 2004-08	249	???	???
5	Brenna Chase Drollinger, 2016-20	244	???	???
6	Lexi Eaton Rydalch, 2011-16	227	???	???
7	Paisley Johnson Harding, 2017-22	220	622	35.4
8	Kari Gallup, 1994-98	204	???	???
9	Makenzie Morrison Pulsipher, 2012-17	187	???	???
10	Behka Stafford, 1992-96	180	???	???
11	Thais Kidd, 1991-95	171	466	36.7
12	Coriann Wood Fraughton, 2007-11	133	???	???
13	Ambrosia Anderson, 2002-06	130	???	???
14	Tegan Graham, 2020-22	116	???	???
15	Shaylee Gonzales, 2018-22	114	???	???

Active Leader: **Kaylee Smiler - 101 of 233 (43%)**

Rebounds

Rk	Name, Years	G	Reb	Avg
1	Tina Gunn Robison, 1976-80	101	1,482	14.7
2	Lauren Gustin, 2020-24	101	1,479	14.1
3	Tresa Spaulding Hamson, 1983-87	110	980	9.8
4	Jennifer Hamson, 2010-14	122	965	7.9
5	Debbie Diamond, 1991-95	113	869	7.7
6	Cindy Battistone, 1981-85	114	861	7.6
7	Sara Hamson, 2017-22	139	813	5.9
8	Lisa Rathbun, 1988-92	112	758	6.8
9	Morgan Bailey, 2010-15	121	754	6.1
10	Kalani Purcell, 2015-17	65	753	11.5
11	Kristen Riley, 2008-12	??	744	??
12	Danielle Cheesman, 2001-05	??	715	??
13	Lexi Eaton Rydalch, 2011-16	??	695	??
14	Ambrosia Anderson, 2002-06	??	673	??
15	Ambrosia Anderson, 2002-06	??	634	??
16	Coriann Wood Fraughton, 2007-11	??	619	??
17	Cathy Nixon, 1984-88	??	602	??

Active Leader: **Lauren Gustin - 14.1**

Field Goal Attempts

Rk	Name, Years	FGA
1	Tyler Haws, 2009-10, 12-15	1,916
2	Danny Ainge, 1977-81	1,875
3	Jimmer Fredette, 2007-11	1,843
4	Michael Smith, 1983-84, 86-89	1,749
5	Devin Durrant, 1978-80, 82-84	1,527
6	Yoeli Childs, 2016-20	1,491
7	Roland Minson, 1948-51	1,484
8	TJ Haws, 2016-20	1,417
9	Jeff Chatman, 1984-88	1,369
10	Joe Richey, 1950-53	1,332
11	Jonathan Tavernari, 2006-10	1,332
12	Kyle Collinsworth, 2010-11, 13-16	1,293
13	Fred Roberts, 1978-82	1,259
14	Mark Bigelow, 1998-99, 01-04	1,250
15	Mekell Wesley, 1997-01	1,227
16	Russell Larson, 1991-95	1,188
17	Brandon Davies, 2009-13	1,166
18	Kresimir Cosic, 1970-73	1,162
19	Jay Cheesman, 1973-77	1,152
20	Gary Earnest, 1958-61	1,114

Active, Career: Fousseyni Traore - 486

3-Point Field Goals Made

Rk	Name, Years	3FG
1	Jimmer Fredette, 2007-11	296
2	Jonathan Tavernari, 2006-10	265
3	TJ Haws, 2016-20	242
4	Jackson Emery, 2005-06, 08-11	230
5	Chase Fischer, 2014-16	215
6	Mark Bigelow, 1998-99, 01-04	213
7	Alex Barcello, 2019-22	194
8	Zac Seljaas, 2015-16, 17-20	171
9	Mike Rose, 2003-07	163
10	Tyler Haws, 2009-10, 12-15	162
11	Matt Carlino, 2011-14	157
12	Lee Cummand, 2005-09	153
13	Andy Toolson, 1984-85, 87-90	141
14	Nick Sanderson, 1991-93	129
15	Terrell Lyday, 1999-01	127

16	Mark Heslop, 1988-92	126
17	Michael Smith, 1983-84, 86-89	116
18	Randy Reid, 1992-96	114
19	Austin Ainge, 2003-07	113
20	Nathan Call, 1986-88, 90-92	110
	Elijah Bryant, 2016-18	110

Active, Career: Trevin Knell - 97

*Nick Emery (2015-17, 18-19) made 199 3-pointers. His statistics from 2015-17 were vacated by the NCAA Committee on Infractions.

3-Point Field Goal Attempts

Rk	Name, Years	3FGA
1	Jimmer Fredette, 2007-11	752
2	Jonathan Tavernari, 2006-10	698
3	TJ Haws, 2016-20	671
4	Jackson Emery, 2005-06, 08-11	601
5	Mark Bigelow, 1998-99, 01-04	559
6	Chase Fischer, 2014-16	553
7	Matt Carlino, 2011-14	468
8	Zac Seljaas, 2015-16, 17-20	433
9	Alex Barcello, 2019-22	429
10	Tyler Haws, 2009-10, 12-15	427
11	Mike Rose, 2003-07	381
12	Randy Reid, 1992-96	351
	Lee Cummand, 2005-09	355
14	Nick Sanderson, 1991-93	350
15	Andy Toolson, 1984-85, 87-90	323
16	Terrell Lyday, 1999-01	321
17	Elijah Bryant, 2016-18	295
18	Jimmy Balderson, 2001-02, 04-07	294
19	Brock Zylstra, 2009-13	288
20	Mark Heslop, 1988-92	283
	Anson Winder, 2011-15	283

Active, Career: Trevin Knell - 251

*Nick Emery (2015-17, 18-19) attempted 531 3-pointers. His statistics from 2015-17 were vacated by the NCAA Committee on Infractions.

3-Point Field Goal Percentage*

Rk	Name, Years	3FG	3FGA	Pct
1	Nathan Call, 1986-88, 90-92	110	241	45.6
2	Alex Barcello, 2019-2022	194	429	45.2
3	Mark Heslop, 1988-92	126	283	44.5
4	Andy Toolson, 1984-85, 87-90	141	323	43.7
5	Lee Cummand, 2005-09	153	355	43.1
6	Michael Smith, 1983-84, 86-89	116	270	43.0
7	Mike Rose, 2003-07	163	381	42.8
8	Spencer Johnson, 2020-present	95	225	42.2
9	Sam Burgess, 2004-05, 06-08	81	196	41.3
10	Zac Seljaas, 2015-16, 17-19	135	332	40.7
11	Skyler Halford, 2013-15	81	201	40.3
12	Austin Ainge, 2003-07	113	281	40.2
13	Terrell Lyday, 1999-01	127	321	39.6
14	Todd Christensen, 1995-96, 98-00	104	264	39.39
15	Jimmer Fredette, 2007-11	296	752	39.36
16	Chase Fischer, 2014-16	215	553	38.9
17	Michael Vranes, 1996-97, 98-00	78	201	38.8
18	Trevin Knell, 2019-present	97	251	38.6
19	Jackson Emery, 2005-06, 08-11	230	601	38.3
20	Mark Bigelow, 1998-99, 01-04	213	559	38.1

*Minimum 75 3FG Made

3



NANI FALATEA

JUNIOR | 5-9 | GUARD | SALT LAKE CITY, UTAH | EAST/HERRIMAN HIGH SCHOOL

2022-23

Started all 33 games for BYU during the 2022-23 campaign, averaging 35.0 minutes per game ... Averaged 15.3 points per game on 39.2 percent shooting ... Led the Cougars with 149 total assists, 4.5 assists per game ... Held the second-highest three-point percentage at 36.7 percent ... Was BYU's second-leading rebounder at 3.9 rebounds per game

High School

Attended East High School and Herriman High School ... Named GA MVP as a senior ... Three-time all-state first-team selection ... Named Adidas Gauntlet All-American as a junior ... Named 5A MVP sophomore season at East ... Won two state championships ... Four-time region champion ... Earned a place on the honor roll every season of high school ...

2021-22

Played in 28 games ... averaged 3.2 points, and 1.3 rebounds in 10.8 minutes per game ... shot 50 percent from the 3-point line (21 of 42) - BYU season record for minimum 40 attempts Shot 47.1 percent from the field (32-68) ... Scored a season-high 14 points against Utah State on 5 of 5 shooting, including 4 of 4 three-pointers ... totaled 19 steals, including a season-best three vs. West Virginia ... Posted 25 assists with a season-high 4 against LMU ... Had four rebounds twice (at Montana State, San Francisco) ... Scored 10 points against Pacific

Personal

Born in Salt Lake City, Utah ... Parents are Jamie and Charlie Falatea ... Second oldest of eight children ... Family Studies major

2023-24 GAME-BY-GAME

OPPONENT	DATE	MIN.	FG-FGA	PCT	3FG-FGA	PCT	FT-FTA	PCT	OFF	DEF	REB	AST	BLK	STL	PF	TO	PTS	AVG	
at Montana State	11/7																		
Weber State	11/10																		
Utah Valley	11/14																		
vs. Wake Forest	11/18																		
vs. Saint Louis	11/21																		
LMU (11/25/23)	11/25	19	3-8	.375	1-3	.333	4-4	1.000	0	2	2	2	1	0	0	1	11	11.0	
at Wyoming	11/28	22	3-4	.750	0-0	.000	4-4	1.000	1	4	5	7	0	1	2	2	10	10.5	
at Utah	12/2	23	1-9	.111	1-3	.333	2-2	1.000	1	2	3	5	0	1	0	1	5	8.7	
Utah State	12/5																		
Boise State	12/9																		
Idaho State	12/16																		
at Missouri State	12/20																		
vs. Nevada	12/21																		
at TCU	12/30																		
Oklahoma	1/3																		
Iowa State	1/6																		
at Houston	1/10																		
Cincinnati	1/13																		
at Oklahoma State	1/17																		
Texas Tech	1/20																		
at Kansas State	1/27																		
at Kansas	1/31																		
West Virginia	2/3																		
Baylor	2/7																		
at Cincinnati	2/10																		
at UCF	2/13																		
Kansas	2/17																		
TCU	2/21																		
at Iowa State	2/25																		
Houston	2/28																		
at Texas	3/2																		
Big 12 1st Round	3/7																		
Big 12 2nd Round	3/8																		
Big 12 Quarterfinals	3/9																		
Big 12 Semifinals	3/11																		
Big 12 Championship	3/12																		

Instagram: [nanifalatea](#)
Twitter: [nanifalatea](#)
TikTok: [nanifalatea3](#)

SEASON HIGHS

Points:	11	LMU (11/25/23)
Rebounds:	5	at Wyoming (11/28/23)
Assists:	7	at Wyoming (11/28/23)
Steals:	1 (x2)	at Utah (12/2/23)
Blocks:	1	LMU (11/25/23)
Field Goals:	3 (x2)	at Wyoming (11/28/23)
3-Pointers:	1 (x2)	at Utah (12/2/23)
Free Throws:	4 (x2)	at Wyoming (11/28/23)
Minutes:	23	at Utah (12/2/23)

CAREER HIGHS

Points:	27	at Pacific (1/28/23)
Rebounds:	9	at Colorado State (11/8/22)
Assists:	8	Monmouth (12/21/22)
Steals:	5	at Pacific (1/28/23)
Blocks:	3	Saint Mary's (12/31/23)
Field Goals:	10 (2x)	San Francisco (1/19/23)
3-Pointers:	6	at Pacific (1/28/23)
Free Throws:	11	at Santa Clara (2/16/23)
Minutes:	40 (4x)	vs. No. 18 Gonzaga (2/25/23)

PRODUCTION TRACKER

Had a double-double	0 (0-0)	0 (0-0)
Scored 10+ points	2 (1-1)	31 (18-13)
Scored 20+ points	0 (0-0)	7 (4-3)
Led BYU in scoring	0 (0-0)	0 (0-0)
Led BYU in rebounds	0 (0-0)	0 (0-0)
Led BYU in assists	2 (0-2)	2 (0-2)
Led BYU in blocks	0 (0-0)	0 (0-0)
Made 5+ FGs	0 (0-0)	21 (12-9)
Made 3+ 3-pt FGs	0 (0-0)	11 (7-4)
Had 3+ assists	2 (0-2)	30 (13-17)
Had 5+ assists	2 (0-2)	19 (12-7)
Had 7+ assists	1 (0-1)	7 (6-1)
Had 5+ rebounds	1 (0-1)	14 (8-6)

CAREER STATISTICS

YEAR	GP-GS	MPG	FG-FGA	PCT	3FG-A	PCT	FT-FTA	PCT	OFF-DEF-REB	R/GM	PF-D	A	A/GM	TO	BLK	B/GM	STL	S/GM	PTS	AVG
2021-2022	28-0	10.8	32-68	.471	21-42	.500	4-6	.667	3-34-37	1.3	37-0	25	0.9	21	3	0.1	19	0.7	89	3.2
2022-2023	33-33	34.8	190-485	.392	62-169	.367	62-79	.785	17-113-130	3.9	82-2	66	2.0	137	21	0.6	52	1.6	504	15.3
2023-2024	3-1	21.3	7-21	.333	2-6	.333	10-10	1.000	2-8-10	3.3	2-0	14	4.7	4	1	0.3	2	0.6	26	8.7
---	--	--	--	--	--	--	--	--	--	--	--	--	--	--	--	--	--	--	--	--
---	--	--	--	--	--	--	--	--	--	--	--	--	--	--	--	--	--	--	--	--
TOTAL	64-34	23.8	229-574	.399	85-217	.392	76-95	.800	22-155-177	2.8	121-2	188	2.9	162	25	0.4	73	1.1	619	9.7

BIG 12 CAREER STATISTICS

YEAR	GP-GS	MPG	FG-FGA	PCT	3FG-A	PCT	FT-FTA	PCT	OFF-DEF-REB	R/GM	PF-D	A	A/GM	TO	BLK	B/GM	STL	S/GM	PTS	AVG
2023-2024	--	--	--	--	--	--	--	--	--	--	--	--	--	--	--	--	--	--	--	--
---	--	--	--	--	--	--	--	--	--	--	--	--	--	--	--	--	--	--	--	--
---	--	--	--	--	--	--	--	--	--	--	--	--	--	--	--	--	--	--	--	--
---	--	--	--	--	--	--	--	--	--	--	--	--	--	--	--	--	--	--	--	--
TOTAL	0-0	0.0	0-0	.000	0-0	.000	0-0	.000	0-0-0	0.0	0-0	0	0.0	0	0	0.0	0	0.0	0	0.0

