



BYU COUGAR BASKETBALL



Game 22 || BYU at Kansas || Wed. Jan. 31, 2024 || 6:30 p.m. CT || Allen Fieldhouse || Lawrence, KS || Big 12 Now on ESPN+ || BYU Radio

2023-24 SCHEDULE

Overall: 12-9
Non-conference: 10-3 | Big 12: 2-6
Home: 8-2 | Away: 1-7 | Neutral: 3-0
Last 5: 2-3 | Last 10: 3-7 | Streak: L1

NOVEMBER

Tue. 7	at Montana St.	W, 68-60	ESPN+
Fri. 10	Weber State	W, 77-49	ESPN+
Tue. 14	Utah Valley	W, 59-44	ESPN+
Sat. 18	vs. Wake Forest!	W, 67-44	BYUTV
Tue. 21	vs. Saint Louis!	W, 87-66	BYUTV
Sat. 25	LMU	W, 74-58	ESPN+
Tue. 28	at Wyoming	L, 74-86	MW Net.

DECEMBER

Sat. 2	at Utah	L, 68-87	Pac-12 Net.
Tue. 5	Utah State	W, 72-66	ESPN+
Sat. 9	Boise State	W, 65-50	ESPN+
Sat. 16	Idaho State	W, 79-76 OT	ESPN+
Wed. 20	at Missouri State	L, 56-55	ESPN+
Thu. 21	vs. Nevada^	W, 72-59	BYU Radio
Sat. 30	at TCU*	L, 67-81	ESPN+

JANUARY

Wed. 3	Oklahoma*	L, 75-63	ESPN+
Sat. 6	Iowa State*	L, 75-80	ESPN+
Wed. 10	at Houston*	L, 69-79	ESPN+
Sat. 13	Cincinnati*	W, 68-58	ESPN+
Wed. 17	at Oklahoma State*	L, 50-82	ESPN+
Sat. 20	Texas Tech*	W, 60-48	ESPN+
Sat. 27	at Kansas State*	L, 65-67	ESPN+
Wed. 31	at Kansas*	6:30 p.m. CT	ESPN+

FEBRUARY

Sat. 3	West Virginia*	4 p.m. MT	ESPN+
Wed. 7	Baylor*	7 p.m. MT	ESPN+
Sat. 10	at Cincinnati*	12 p.m. ET	ESPN+
Tue. 13	at UCF*	6 p.m. ET	ESPN+
Sat. 17	Kansas*	4 p.m. MT	ESPN+
Wed. 21	TCU*	7 p.m. MT	ESPN+
Sat. 24	at Iowa State*	6 p.m. CT	ESPN+
Wed. 28	Houston*	7 p.m. MT	ESPN+

MARCH

Sat. 2	at Texas	8 p.m. CT	ESPN+
Thu. 7	Big 12 1st Round	TBD	ESPN+
Fri. 8	Big 12 2nd Round	TBD	ESPN+
Sat. 9	Big 12 Quarters	TBD	ESPN+
Mon. 10	Big 12 Semis	TBD	ESPN+
Tue. 11	Big 12 Champ.	TBD	ESPN+

* - Denotes Big 12 Game
! - North Shore Showcase at BYU Hawaii
^ - Played at Missouri State
All Times Local to Site and Subject to Change
Rankings Reflect the Newest AP Top 25 Poll

WHERE TO WATCH, LISTEN OR STREAM



Big 12 Now on ESPN+
Spencer Linton - PxP
Kristan Kozlowski - Analyst



byuradio.com
Jason Shepherd - PxP



@byuwbb



@BYUWBB



byucougathletics



byucougars.com

@byuwbb

BYU VS. KANSAS AT A GLANCE

TIPOFF

BYU looks to get back in the win column as the Cougars travel to Lawrence, Kansas, to take on the Kansas Jayhawks at 6:30 p.m. CT on Wednesday at Allen Fieldhouse.

Wednesday's game will be the first-ever meeting between BYU and Kansas in women's basketball. The second meeting this season will take place as the Cougars welcome the Jayhawks to the Marriott Center on Feb. 17 for an afternoon matinee.

"ONE WOMAN WRECKING CREW"

With her fourth of 14 rebounds against Texas Tech on Jan. 20, Lauren Gustin became the all-time leading rebounder in BYU women's basketball history. She finished the game with 1,493 rebounds and counting. The previous record of 1,482 was set by 1980 National Player of the Year and BYU hall of famer Tina Gunn Robison and has stood for 44 years.

Through 21 games, Gustin leads the nation in total rebounds (324), rebounding average (15.4), defensive rebounds per game (10.3) and double-doubles (19) and is 3rd in offensive rebounds per contest (5.1). Gustin also leads the Cougars in scoring at 15.6 points per contest on 52.5 percent shooting from the field. The senior also leads the Cougars in scoring at 16.0 points per game and minutes played at 36.0.

The senior also recorded the first 20-point, 20-rebound game against an AP Top 25 team this season with 25 points and 21 rebounds against No. 4 Kansas State on Saturday.

TURNOVER TROUBLE

Coach Whiting has made it clear that ball security is key to the Cougars' success, however, her squad averages 17.7 turnovers per game so far this season. BYU has turned the ball over more than its opponent in all but two games this season and holds a 22-23 record when posting a negative turnover margin under Whiting.

The Cougars turnover the rock 15.9 times per game and have given up 18.3 points off turnovers per game in conference play.

BEHIND THE FIRST QUARTER 8-BALL

BYU is 2-8 when trailing after the opening quarter this season. In their first eight Big 12 games, the Cougars have trailed after the first 10 minutes in six of eight contests by an average of 5.0 points, going 0-6 in such games.

In their six Big 12 losses, the Cougars have led for a total of 26:29 (3.3 min/game) with three wire-to-wire losses. In two wins, BYU has led for 68:51 (34.5 min/game).

COUGARS VS. JAYHAWKS



AT



12-9 (2-6 Big 12)
NR/NR
91
Amber Whiting - 2nd
28-26 (.519)
Gustin (16.0)
Gustin (15.4)
Whiting (3.8)

'23-24 Record
AP/Coaches Poll
NET Ranking
Head Coach
Record
Top Scorer
Top Rebounder
Top Assists

10-10 (3-6 Big 12)
NR/NR
50
Brandon Schneider - 26th
518-284 (.646)
Nichols (14.1)
Jackson (9.4)
Nichols (2.8)

SERIES HISTORY

Overall (Streak):	0-0 (-)
In Provo	0-0
In Lawrence	0-0
Neutral Site	0-0
Whiting vs. Kansas	0-0
Last Meeting	
Last BYU Win	
Last BYU Loss	

TALE OF THE TAPE

COUGS	Category	JAYHAWKS
68.3 ●	Scoring Offense	○ 67.4
65.2 ○	Scoring Defense	● 64.8
+3.1 ●	Scoring Margin	○ +2.6
.453 ●	Field Goal Percentage	○ .435
.383 ●	Field Goal Percentage Def.	○ .402
.377 ●	3PT Field Goal Percentage	○ .321
.325 ●	3PT Field Goal Percentage Def.	○ .331
7.0 ●	3-Pointers Per Game	○ 5.8
.617 ○	Free Throw Percentage	● .686
40.4 ●	Rebounds	○ 34.7
+7.7 ●	Rebounding Margin	○ -1.9
15.9 ●	Assists	○ 10.7
17.7 ○	Turnovers	● 13.7
-5.2 ○	Turnover Margin	● +1.2
5.7 ○	Steals	● 7.4
4.1 ●	Blocks	○ 3.5

A LOOK INTO THE LINEUP



#	Name	Pos.	Ht.	Year	Hometown	PPG	RPG	APG	FG%	3FG%	FT%
1	Amari Whiting	G	5-10	Fr.	Boise, Idaho	10.8	4.9	3.8	.400	.328	.663
10	Kailey Woolston	G	5-11	Fr.	Highland, Utah	13.8	3.3	2.4	.476	.454	.818
11	Kaylee Smiler	G	5-10	Sr.	Hamilton, New Zealand	8.2	2.3	3.7	.505	.585	.681
12	Lauren Gustin	F	6-1	Sr.	Salem, Utah	16.0	15.4	2.1	.525	.000	.400
25	Emma Calvert	F	6-4	Jr.	Farr West, Utah	8.5	4.5	1.2	.493	.264	.639

OFF THE BENCH

	Pos.	Ht.	Yr.	Hometown	PPG	RPG	APG	FG%	3FG%	FT%	
2	Kylie Krebs	G	5-7	Jr.	Peoria, Arizona	0.0	0.0	0.0	.000	.000	.000
4	Ali'a Mataavao	F	6-0	Fr.	Las Vegas, Nevada	0.9	0.7	0.2	.241	.000	.375
5	Arielle Mackey-Williams	G	5-9	Jr.	Ngati Porou, New Zealand	-	-	-	-	-	-
15	McKinley Willardson	F	6-1	Fr.	Corona, California	0.6	0.2	0.2	1.000	.000	.500
20	Marina Mata	F	6-1	Fr.	Barbastro, Spain	0.2	0.2	0.0	.000	.000	1.000
21	Heather Hamson	F	6-3	Jr.	London, Utah	1.2	0.5	0.1	.625	.000	.600
24	Rose Bubakar	F	6-0	Jr.	Frederick, Maryland	3.0	1.9	1.1	.362	.174	.762
30	Lauren Davenport	G	5-11	Jr.	Idaho Falls, Idaho	6.1	3.1	1.0	.352	.365	.625



byucougars.com



1 Amari Whiting
5-10 | Guard | FR
Boise, Idaho



2 Kylie Krebs
5-6 | Guard | JR
Oahu, Hawai'i



4 Ali'a Mataavao
6-0 | Forward | FR
Las Vegas, Nevada



5 Arielle Mackey-Williams
5-9 | Guard | JR
Ngati Porou, New Zealand



10 Kailey Woolston
5-11 | Guard | FR
Highland, Utah



11 Kaylee Smiler
5-8 | Guard | SR
Hamilton, New Zealand



12 Lauren Gustin
6-1 | Forward | SR
Salem, Utah



15 McKinley Willardson
6-10 | Forward | FR
Los Angeles, California



20 Marina Mata
6-4 | Forward | FR
Barbastro, Spain



21 Heather Hamson
6-3 | Forward | JR
Lindon, Utah



24 Rose Bubakar
6-0 | Forward | JR
Frederick, Maryland



25 Emma Calvert
6-4 | Forward | JR
Farr West, Utah




30 Lauren Davenport
5-11 | Guard | JR
Idaho Falls, Idaho



 **Amber Whiting**
Head Coach



 **Lee Cummar**
Assistant Coach



 **Morgan Bailey**
Assistant Coach



 **John Wardenburg**
Assistant Coach



 **Josh Edwards**
Director of Player Development




 **Alli Winters**
Director of Video and Strategy



 **Natalie Lainhart**
Director of Basketball Operations




 **Steven Arnold**
Strength and Conditioning Coach



 **Jeff Hurst**
Head Trainer



 **Austin Rustand**
Director of Communications

#	Name	Position	Height	Year	Experience*	Hometown (Previous/HS)
1	Amari Whiting	G	5-10	Fr.	HS	Burley, Idaho (Burley HS)
2	Kylie Krebs	G	5-6	So.	2nd	Oahu, Hawaii (Glendale CC)
4	Ali'a Matavao	F	6-0	Fr.	HS	Las Vegas, Nevada (Liberty HS)
5	Arielle Mackey-Williams	G	5-9	Jr.	3rd	Ngati Porou, New Zealand (Tai Wananga Ki Ruakura)
10	Kailey Woolston	G	5-11	Fr.	HS	Highland, Utah (Lone Peak HS)
11	Kaylee Smiler	G	5-8	Sr.	5th	Hamilton, New Zealand (Mellville HS)
12	Lauren Gustin	F	6-1	Sr.	4th	Salem, Utah (Salt Lake CC)
15	McKinley Willardson	F	5-11	Fr.	HS	Corona, CA (Santiago HS)
20	Marina Mata	F	6-2	Fr.	HS	Barbastro, Spain (Barbastro Basketball Club)
21	Heather Hamson	F	6-3	Jr.	4rd	Lindon, Utah (Pleasant Grove HS)
24	Rose Bubakar	F	6-0	Jr.	3rd	Frederick, Maryland (Frederick HS)
25	Emma Calvert	F	6-4	Jr.	3rd	Farr West, Utah (Fremont HS)
30	Lauren Davenport	G	5-11	Jr.	3rd	Idaho Falls, Idaho (Boston)

Head Coach: Amber Whiting (BYU, 2001)
 Assistant Coach: Lee Cumnard (BYU, 2009)
 Assistant Coach: Morgan Bailey (BYU, 2015)
 Assistant Coach: John Wardenburg (BYU, 1986)
 Director of Player Development: Josh Edwards (Saint Catherine's College, 2011)
 Director of Video and Strategy: Alli Winters (M.A. Gonzaga, 2021)
 Director of Basketball Operations: Natalie Lainhart
 Graduate Assistant: Hailey Higgs (BYU, 2023)
 Athletic Trainer: Jeff Hurst (Bond, 1995)
 Strength and Conditioning Coach: Steven Arnold (Bond, 2018)
 Director of Communications: Austin Rustand (BYU, 2023)
 * Years played at the college level

ROSTER BY CLASSIFICATION

SENIORS (2)

Lauren Gustin..... F
 Kaylee Smiler G

JUNIORS (6)

Rose Bubakar F
 Emma Calvert F
 Lauren Davenport..... G
 Heather Hamson..... F
 Arielle Mackey-Williams G

SOPHOMORES (1)

Kylie Krebs..... G

FRESHMAN (5)

Marina Mata F
 A'lia Matavao..... F
 Amari Whiting..... G
 McKinley Willardson..... F
 Kailey Woolston..... G

ROSTER BY POSITION

Guards (7)

Lauren Davenport..... G
 Kylie Krebs..... G
 Arielle Mackey-Williams G
 Kaylee Smiler G
 Amari Whiting..... G
 Kailey Woolston..... G

Forwards (6)

Rose Bubakar F
 Emma Calvert F
 Heather Hamson..... F
 Marina Mata F
 A'lia Matavao..... F
 McKinley Willardson..... F

PRONUNCIATION GUIDE

Rose Bubakar Rose boob-uh-car
 Marina Mata Marina Mott-uh
 Ali'a Matavao..... uh-LEE-uh mah-tuh-VOW
 Arielle Mackey-Williams AR-ee-EL Mack-ee - Williams
 Amari Whiting..... Ah-MAR-ee WHITE-ing
 Amber Whiting Amber WHITE-ing
 Lee Cumnard..... Lee kuh-MARD

ROSTER BY STATE/COUNTRY

Arizona (1)

Kylie Krebs..... Peoria

California (1)

McKinley Willardson..... Corona

Idaho (2)

Lauren Davenport..... Idaho Falls
 Amari Whiting..... Burley

Maryland (1)

Rose Bubakar Frederick

Nevada (1)

A'lia Matavao..... Las Vegas

New Zealand (2)

Arielle Mackey-Williams..... Ngati Porou
 Kaylee Smiler Hamilton

Spain (1)

Marina Mata Barbastro

Utah (5)

Emma Calvert Farr West
 Lauren Gustin..... Salem
 Heather Hamson..... Lindon
 Kailey Woolston..... Highland



BYU'S RECORD WHEN...

	2023-24	Whiting Era
Overall Record	12-9	28-26
Leading at Half	10-2	24-11
Trailing at Half	2-7	3-13
Tied at Half	0-0	0-1
Leading with 5:00 left (regulation)	11-0	27-0
Trailing or Tied with 5:00 left	1-9	1-25
In Overtime Games	1-0	1-1
BYU scores less than 60 points	1-3	1-12
BYU scores between 60-69	5-5	14-14
BYU scores between 70-79	5-2	12-2
BYU scores between 80-89	1-0	1-0
BYU scores between 90-99	0-0	0-0
BYU scores 100+ points	0-0	0-0
Opponent scores less than 60	8-1	22-5
Opponent scores between 60-69	3-1	4-8
Opponent scores between 70-79	1-2	2-7
Opponent scores between 80-89	0-5	0-6
Opponent scores between 90-99	0-0	0-0
Opponent scores 100+	0-0	0-0
Games decided by 3 points or less	1-2	1-4
Games decided by 4-9 points	2-1	5-7
Games decided by 10-19 points	6-5	15-12
Games decided by 20 or more points	3-1	7-3
BYU shot 40% or better	12-6	28-13
BYU shot 50% or better	4-5	11-3
Opponent shot 40% or better	1-6	4-18
Opponent shot 50% or better	0-3	0-5
BYU outshoots opponent	12-5	27-12
Opponent outshoots BYU	0-4	1-14
Teams shot equal FG percentage	0-0	0-0
BYU outrebounds opponent	11-5	26-14
Opponent outrebounds BYU	0-4	1-10
BYU, opponent tie in rebounds	1-0	1-1
BYU has a positive TO margin	1-1	5-2
BYU has a negative TO margin	11-8	22-24
BYU, opponent tie in TOs	0-0	1-0
One player in double figures	0-1	0-2
Two players in double figures	2-0	4-9
Three players in double figures	3-5	16-8
Four players in double figures	3-3	5-7
Five players in double figures	2-0	3-0
Six players in double figures	0-0	0-0
Coming off a win	7-5	15-12
Coming off a loss	4-4	11-13
Two-plus days between games	11-9	21-19
One day between games	0-0	5-6
Playing the next day	1-0	2-1
On Monday	0-0	0-3
On Tuesday	4-1	5-3
On Wednesday	0-4	2-4
On Thursday	1-0	7-1
On Friday	1-0	3-1
On Saturday	6-4	11-14
In November	6-1	8-6
In December	4-3	9-6
In January	2-5	7-7
In February	0-0	2-5
In March	0-0	2-2
vs. Ranked Opponents	0-3	0-8

MISCELLANEOUS STATS

BYU's all-time record	930-549 (.629)
BYU's all-time conference record	486-242 (.669)
BYU's all-time overtime record	24-20
Number of 100-point games in BYU history	56
Number of 100-point games in Whiting era	0
Average attendance at Marriott Center	2,343

@byuwbb

BYU VS. KANSAS: NOTES AND QUOTES

SHARING THE ROCK

The Cougars have assisted on 333 of 526 (.633) made field goals this season, 122 of 195 (.626) during conference play. BYU has had at least three or more players score in double figures in 16 of the first 21 contests.

THREE-POINT MARKSMAN

Kailey Woolston burst onto the scene earning Big 12 Freshman of the Week honors twice (Nov. 20 & 27) in the early weeks of the season. Woolston leads the conference and is **10th** nationally in 3-point percentage at 45.4 percent, **2nd** in the conference and **22nd** nationally in 3-point field goals made (54) and **2nd** in the conference, **41st** nationally in three-pointers per game (2.57).

FLOOR GENERAL

Coming off an ACL injury during her senior season at Timpview High School, Amari Whiting is averaging 10.8 points per game on 40 percent shooting, going 32.8 percent from downtown while grabbing 4.9 rebounds and leading the Cougars in assists at 3.8 per game.

DEFENSE + SCORING = WINS

Coach Whiting prides her team on their ability to defend. Her defense has held opponents to 65.2 points per game and 12 of its 21 opponents to 66 or less points and is 11-1 in such games.

MATCHUP BREAKDOWN



Last Meeting: N/A
Location: N/A

BYU only scored more than 65 points in 15 of 33 games last year and garnered a 12-3 record when doing so. The Cougars have exceeded the 65-point threshold in 16 of their first 21 games and hold a 10-6 record when scoring 65 or more.

LIGHTING IT UP FROM DEEP...AGAIN

The Cougars shot a blistering 47.5 percent from the floor and 38.9 percent from three in non-conference play, a top-10 mark in the country, and top-2 in the Big 12.

In the first six games of conference play, BYU struggled from downtown, shooting 34.6 percent dropping as low as seventh in the conference in three-point percentage.

Over the past two games, the Cougars have righted the ship, going 11-for-26 (.423) from behind the loop to jump into third at 35.8 percent during Big 12 play.

FAITH OVER FEAR

Coach Whiting spoke on the mantra of Faith over Fear saying, "That's me. I wear it every day, faith over fear, it's how I live my life. I feel like if you're prepared, and not just in basketball, but specifically in basketball when you go into a game you can't go into it fearful. You have to go into it fearless. The only way to get there is to make sure you've prepared and done everything up to that point."

LAST 3 MEETINGS

Date Score Result Location

*BYU AND KANSAS HAVE NEVER MET ON THE HARDWOOD

KANSAS: NOTES AND QUOTES

"PAY HEED, ALL THAT ENTER...BEWARE THE PHOG"

The Jayhawks are an impressive 8-1 at Phog Allen Fieldhouse this season and have won their last three home games.

On the season, Kansas averages 72.1 points per game at the Phog, but just 63.4 (-8.7) points on the road. The Jayhawks also shoot 45.7 percent at home compared to 41.9 (-3.8%) away from home; 36.2 percent from deep and 29.7 (-6.5%) on the road.

ONE-ON-ONE OFFENSE

Kansas has made 489 field goals this season, but has only assisted on 213 of them so far. The Jayhawks' leader in assists is S'Mya Nichols who averages just 2.8 per game.

STARTING-5 HEAVY

The five starters for the Jayhawks combine for 57.8 of 67.4 (.858) points per game while the bench contributes only 9.6 points per game. The Cougar starters score 57.1 of 68.3 (.836) points per game.

FRESHMAN PHENOM

Freshman guard S'Mya Nichols scored 15 points in the Jayhawks last game against Oklahoma to notch her eighth-straight game scoring in double figures. She also leads Kansas in scoring at 14.1 points on 46.1 percent shooting from the field.

The two-time Big 12 freshman of the week honoree also shoots 36.5 percent from behind the arc, grabs 3.1 rebounds per game and is the leaded in assists at 2.8.

LEADER ON THE BOARDS

Taiyanna Jackson is the leading rebounder and third-leading scorer for KU. The 6-foot-6 center scores 11.3 points and grabs 9.4 rebounds per game for the Jayhawks.

The 2023 WNIT Most valuable Player was a unanimous Preseason All-Big 12 Team selection and has recorded eight double-doubles on the year.



byucougars.com

●●● BYU WOMEN'S HOOPS

#1 Amari Whiting

Whiting comes to BYU as the 33rd-ranked recruit in the ESPN top 100 for the class of 2023. She was named the

Due to an ACL injury suffered in September 2022, Whiting missed her senior season and chose to graduate early to enroll at BYU in January 2023.

Amari is the daughter of head coach Amber Whiting making them the second parent-player combo to play at BYU, the first being former head coach Jeff Judkins and daughters Jamie (2006-10) and Jenna (2004-06).

Whiting originally committed to play at Oregon, but after coach Amber Whiting was hired at BYU she reopened her recruitment and committed to play for Amber at BYU. Because of the family dynamic, Amari never calls Coach Whiting mom while at practice or games. Instead, she always refers to her as Amber, Coach Whiting or Coach.

#2 Kylie Krebs

Krebs is a JUCO transfer who comes to BYU by way of Scottsdale Community College.

She comes off a season in which she averaged 5.2 points on 40.4 percent shooting, 3.6 rebounds and 0.8 assists.

#4 Ali'a Matavao

Matavao earned back-to-back Nevada Gatorade Player of the Year honors in 2022 and 2023. She was also named the 5A Player of the Year as well as selected to the Nevada 5A First Team All-Conference in 2022 and 2023.

The true freshman was named the Liberty High School Athlete of the Year in 2023 after competing in four sports; basketball, track and field, soccer and volleyball. She won state titles in the shot put and long jump, set the school record in the long jump, 4x100 and 4x200 relays and captained the basketball and volleyball teams all during the 2022-23 campaign.

#5 Arielle Mackey-Williams

Mackey-Williams was the third-leading scorer for BYU last season at 8.8 points on a 41.0 percent clip. She also averaged 1.9 rebounds and 2.2 assists per game during her sophomore campaign.

The rising junior also competed for the New Zealand Tall Ferns in the FIBA 3X3 Women's Series over the summer. She played in the Edmonton and Montreal stops and gained great experience leading up to the Cougars' first season as members of the Big 12 Conference.

#10 Kailey Woolston

Woolston was named the 2023 Utah Ms. Basketball after averaging 20.8 points, 7.9 rebounds, 2.1 assists, 1.8 steals and 0.4 blocks per game during her senior season.

The freshman set the all-time scoring mark at Lone Peak with 1,653 career points and holds three of the four highest scoring seasons in program history with 435 points during the 2020-21 season (sophomore), 452 in 2021-22 (junior) and 538 in 2022-23 (senior). She also secured the top 2 spots in total three-point field goals made in a season with 64 in 2021-22 and 78 in 2022-23 as well as the top spot for rebounds in a season with 209 during her senior campaign.

As a senior at Lone Peak High School, Woolston sustained an injury in her shooting wrist due to a rigorous practice

routine of shooting over 1,000 shots per day. During that season, she shot 52.2 percent from the field and 47.5 percent from three-point land en route to Gatorade Player of the Year honors.

#11 Kaylee Smiler

Smiler is a fifth-year senior and an unsung hero of this BYU squad. The graduate senior may not be as flashy or garner as many awards as some, but she is as reliable and tough as they come.

The New Zealand native often accepts the task of guarding the opposition's best player, and does so with tenacity and grit. She averaged nearly a steal and block per game a year ago while drawing multiple offensive fouls in crucial moments down the stretch in games.

Smiler cherishes her Maori heritage and participates in multiple clubs and groups on campus that strive to preserve and celebrate New Zealand's rich culture. More can be learned about her involvement in her episode of [Deep Blue](#).

In the Cougars' overtime win over Idaho State (Dec. 16), Smiler took an elbow to the side of her head late in the second quarter which created a two-inch laceration and lots of blood.

She was taken to the locker room where she received eight staples in the side of her head, was cleared by the team doctor to return to the game. She changed into a clean jersey and returned in the third quarter. Having only scored two points, both coming from the charity stripe, before the injury, Smiler returned to go 7-11 from the field making two threes, two rebounds, two assists and two steals in the win.

#12 Lauren Gustin

The Preseason All-Big 12 selection began her career at the University of Idaho but transferred to Salt Lake Community College before ever playing a game for the Vandals. Shortly before beginning her freshman season at SLCC, Gustin received a scholarship offer to attend BYU but decided to finish her season before transferring. After a successful stint at SLCC, she came to BYU and has started all 86 games she has appeared in. For more on her journey to BYU, check out her episode of [Deep Blue](#).

During the 2022-23 campaign, Lauren Gustin led all NCAA divisions, men's or women's, by grabbing 16.7 rebounds per contest. She finished second in total rebounds at 552 behind only LSU's Angel Reese who played in three more games. Her 552 rebounds bested the all-time BYU record of 462 set by BYU Hall of Famer and 1980 National Player of the Year Tina Gunn.

Gustin joined Gunn as the second player in Cougar history to record 1,000 points and 1,000 rebounds in a career. Gustin also recorded 27 double-doubles during her junior campaign, the second most in the country and matching Gunn's record of 27 double-doubles during the 1979-80 season in which she was named the National Player of the Year.

After graduating with her bachelor's degree this April, Gustin briefly entered the transfer portal this summer to explore her options as a graduate transfer before choosing to return to BYU for her final year of eligibility. She talked about her experience in the portal saying,

GAME STATS AND STORYLINES

"I'm more than happy with my decision. I think the whole experience was good for me and I don't regret going into the portal and seeing my options. Coming back to BYU has been such a great decision. My coaches and teammates have all been so great about everything and I couldn't be happier with my decision."

#15 McKinley Willardson

Willardson was a four-year starter and team captain at Santiago High School where she led her team to the 2023 California Division I State Championship. She scored 12.1 points while grabbing 8.9 rebounds per contest during her senior year while averaging 23 points, 12 rebounds and 3 blocks per game in the California State playoffs.

She holds the Santiago High School single-game scoring record with 48 points (as a sophomore) and was named the Citrus Belt Area Female Athlete of the Year in 2023.

#20 Marina Mata

Mata is a product of Barbaastro, Spain and is a product of Instituto Joaquim Blume en Barcelona

This past summer, Mata played for the Spanish national team in the FIBA U18 European Championship where she scored 11.2 points, grabbed 6.5 rebounds and dished 0.8 assists per contest.

#21 Heather Hamson

Heather Hamson is the third Hamson sister (Jennifer and Sara) to follow in their mother [Tresa Spaulding's](#) footsteps by donning a BYU jersey.

Tresa was a star for the Cougars from 1983-87, with [Jennifer Hamson](#) (2010-14) earning All-American honors in 2014 and [Sara](#) played from 2017-22. Tresa (494), Sara (472) and Jennifer (340) hold the top three spots in the all-time blocks for BYU with 1,306 blocks in all.

#24 Rose Bubakar

Bubakar is a rising junior who scored 6.7 points per game in 20.8 minutes per game a season ago. The Maryland native shot 44.6 percent from the field while pulling down 3.0 rebounds and dishing 1.0 assists per contest.

#25 Emma Calvert

Calvert was a staple in the BYU lineup last season as she started 28 of 33 games for the Cougars. She shot the highest percentage from three-point range of any BYU forward and led the team in blocks with 34.

The rising junior is enrolled in the Marriott School of Business and is in the middle of the dreaded "Junior Core" which consists of 24 intensive business credits. Most students take no other classes during the junior core, yet Calvert is playing a large role on a Big 12 basketball team while also maintaining a 3.71 GPA.

#30 Lauren Davenport

Davenport, a Boston University transfer, comes off a season where she played 20.0 minutes per game while scoring 5.9 points per game.

The rising junior chose to play for the Cougars in part because of BYU's closeness to her home in Idaho Falls, Idaho and her relationship with her younger brother who was diagnosed with Down Syndrome.

Davenport's brother Cole has been her best friend and inspiration throughout her basketball career.

	OVERALL	CONF.	AP	COACHES	NET	Q1	Q2	Q3	Q4	HOME	AWAY	NEUTRAL
	12-9	2-6	NR	NR	87	0-2	0-3	2-1	10-3	7-2	1-6	3-0
KANSAS	10-10	3-6	NR	NR	50	1-5	2-4	1-1	6-0	8-1	1-7	1-2

As of Jan. 29, 2024



NCAA/BIG 12 TEAM STATISTICAL RANKINGS (AS OF 1/29/24)			
2023-24 Stats	NCAA	Big 12	Stat
Assist/Turnover Ratio	136	9	0.90
Assists/Game	56	8	15.9
Bench Points/Game	294	10	13.5
Blocks Per Game	61	4	4.1
Field Goal Percentage	44	7	45.3
Field Goal Defense	93	5	38.3
Fouls Per Game	206	10	17.4
Free Throw Attempts/Game	111	8	18.05
Free Throw Percentage	340	14	61.7
Free Throws Made/Game	207	12	11.14
Rebound Margin	29	4	7.7
Rebounds/Game (Def.)	25	4	29.5
Rebounds/Game (Off.)	214	11	11.0
Rebounds/Game	50	6	40.43
Scoring Defense	207	10	65.2
Scoring Margin	166	11	3.1
Scoring Offense	132	11	68.3
Steals/Game	329	13	5.7
Three Point Attempts/Game	188	10	18.7
Three Point Percentage	15	2	37.7
Three Point Defense	249	13	32.5
Three Pointers/Game	97	7	7.0
Turnover Margin	336	13	-5.24
Turnovers Forced/Game	341	13	12.43
Turnovers/Game	263	13	17.7
Winning Percentage	148	9	57.1

2023-24 BIG 12 PRESEASON POLL/ALL-BIG 12 TEAM			
Team (First Place Votes)	Points		
1. Texas (12)	168		
2. Baylor (2)	148		
3. Kansas -	138		
4. K-State	133		
5. Oklahoma	121		
6. Iowa State	107		
7. Oklahoma State	99		
8. West Virginia	80		
9. TCU	77		
10. Texas Tech	63		
11. BYU	56		
12. Houston	45		
13. Cincinnati	22		
14. UCF	18		
Player	Yr.	Pos.	School
Sarah Andrews*	Sr.	G	Baylor*
Darianna Littlepage-Buggs	So.	G/F	Baylor
Emily Ryan	Sr.	G	Iowa State
Zakiyah Franklin	Sr.	G	Kansas
Taiyanna Jackson*	Sr.	C	Kansas
Gabby Gregory*	Sr.	G	Kansas State
Ayoka Lee	Sr.	C	Kansas State
Skylar Vann	Sr.	F	Oklahoma
DeYona Gaston	Sr.	F	Texas
Rori Harmon*	Jr.	G	Texas
JJ Quinerly	Jr.	G	West Virginia

*Unanimous Selection
Preseason Player of the Year

Career Div. I Record: 16-17 (2nd season)
 Assistant Coach: Lee Cumnard (BYU, 2009)
 Assistant Coach: Morgan Bailey (BYU, 2015)
 Assistant Coach: John Wardenburg (MBA, Southern Utah, 2021)
 Director of Basketball Operations: Natalie Lainhart

BYU History
 First Year of Basketball: 1972
 All-Time Record: 920-540 (.630)
 All-time Conference Record: 484-236 (.672)
 Winning Seasons: 42 of 51 (last 2021-22)
 Regular Season Conference Championships: 13 (last 2021-22)
 Postseason Appearances: 27
 Total NCAA Appearances: 12 (6-15)
 Last NCAA Appearance: 2022
 First Round: L vs. No. 11 seed Villanova (57-61)
 Total WNIT Appearances: 9 (10-8)
 Last WNIT Appearance: 2022
 First Round: Loss vs. Rice (67-71)

BIG 12 WEEKLY HONORS	
Big 12 Player of the Week	Big 12 Freshman of the Week
Nov. 13 - Madison Conner, TCU	Nov. 13 - Stailiee Heard, OSU
Nov. 20 - Ayoka Lee, Kansas State	Nov. 20 - Kailey Woolston, BYU
Nov. 27 - Sedona Prince, TCU	Nov. 27 - Kailey Woolston, BYU
Dec. 4 - Rori Harmon, Texas	Dec. 4 - Madison Booker, Texas
Dec. 11 - JJ Quinerly, West Virginia	Dec. 11 - S'Mya Nichols, Kansas
Dec. 18 - Harmon (UT)/Lee (KSU)	Dec. 18 - Audi Crooks, Iowa State
Dec. 26 - Sedona Prince, TCU	Dec. 26 - Stailiee Heard, Iowa State
Jan. 2 - Jada Walker, Baylor	Jan. 2 - Audi Crooks, Iowa State
Jan. 8 - Lee (KSU)/Booker (UT)	Jan. 8 - Addy Brown, Iowa State
Jan. 15 - S'Mya Nichols, Kansas	Jan. 15 - Audi Crooks, Iowa State
Jan. 22 - JJ Quinerly, West Virginia	Jan. 22 - Madison Booker, Texas
Jan. 29 - Skylar Vann, Oklahoma	Jan. 29 - Audi Crooks, Iowa State

University Information
 Location: Provo, Utah
 Elevation: 4,551 feet
 Enrollment: 34,737
 Founded: October 16, 1875
 Owned: The Church of Jesus Christ of Latter-day Saints
 Nickname: Cougars
 Mascot: Cosmo the Cougar
 Colors: Blue and White (Royal/Navy Blue)
 Arena (capacity): Marriott Center (18,987)
 Conference: Big 12 Conference
 BYU President: C. Shane Reese (BYU, 1994)
 Athletics Director: Tom Holmoe (BYU, 1983)
 Athletic Website: BYUCougars.com

BIG 12/NCAA INDIVIDUAL STATISTICAL RANKINGS (AS OF 1/29/24)				
2023-24 Stats	Top Player	NCAA	Big 12	Stat
Assist/Turnover Ratio	Amari Whiting	157	13	1.48
Assists/Game	Amari Whiting	145	8	3.8
Blocks/Game	Emma Calvert	59	4	1.67
Double Doubles	Lauren Gustin	1	1	19
Field Goal %	Lauren Gustin	61	6	52.5
Free Throw %	--	--	--	--
Minutes/Game	Lauren Gustin	22	2	36.03
Points/Game	Lauren Gustin	112	6	16.0
Rebounds	Lauren Gustin	1	1	324
Rebounds/Game (Def)	Lauren Gustin	1	1	10.3
Rebounds/Game (Off)	Lauren Gustin	3	1	5.1
Rebounds/Game	Lauren Gustin	1	1	15.4
Three Point %	Kailey Woolston	11	1	45.4
Three Pointers Made	Kailey Woolston	22	2	54
Three Pointers/Game	Kailey Woolston	41	2	2.57

2023-24 Preview
 Lettermen Returning/Lost: 6/5
 Newcomers: 7
 Starters Returning/Lost: 4/1
 Returning Scoring: 71.9% (1,511 of 2,102)
 Returning Rebounding: 72.4% (905 of 1,250)
 Returning Assists: 60.9% (286 of 470)
 Returning Blocks: 71.1% (86 of 121)
 Returning Steals: 71.7% (129 of 180)
 Returning Minutes: 72.4% (4,695 of 6,625)

BYU Coaching Staff
 Head Coach: Amber Whiting
 Alma Mater: BYU (2001)
 Record at School: 16-17 (2nd year)

Media Information
 Radio Station: BYU Sports Network
 BYU Radio 107.9 FM, BYURadio.org and BYU Radio App
 Play-by-Play Announcer: Jason Shepherd

Media Relations
 Women's Basketball Contact: Austin Rustand
 Cell Phone: 520-989-1799
 Email: austin_rustand@byu.edu

BIG 12 STANDINGS (AS OF 1/29/24)										
	Big 12	Pct.	Home	Away	Overall	Pct.	Home	Road	Neutral	Streak
Kansas State	9-0	1.000	5-0	3-0	20-1	.952	12-0	5-0	3-1	W14
Oklahoma	7-1	.857	4-0	3-1	13-6	.684	8-2	5-1	0-3	W4
West Virginia	6-2	.750	3-1	3-1	17-2	.895	10-1	4-1	3-0	W4
Texas	6-3	.667	3-2	3-1	19-3	.864	11-2	5-1	3-0	W1
Iowa State	6-2	.667	3-0	2-3	12-7	.632	9-1	3-4	0-2	L3
Baylor	5-3	.625	3-1	2-2	16-3	.842	10-1	3-2	3-0	W1
Texas Tech	5-4	.556	4-1	1-3	16-6	.727	13-1	1-3	2-2	W2
Oklahoma State	4-5	.444	2-3	2-2	11-9	.550	8-3	3-3	0-3	L3
Kansas	3-6	.333	3-1	0-5	10-10	.500	8-1	1-7	1-2	L1
BYU	2-6	.250	2-2	0-4	12-9	.571	8-2	1-7	3-0	L1
Cincinnati	2-6	.250	2-2	0-4	10-9	.526	7-3	2-4	1-2	L1
TCU	2-7	.222	2-1	0-4	15-5	.750	13-1	0-4	2-0	L1
Houston	2-7	.222	2-2	0-5	11-9	.550	9-3	2-6	0-0	L4
UCF	1-7	.125	1-3	0-4	10-8	.556	7-4	0-4	3-0	W1



AP TOP 25 POLL (1/29/24)

No.	Team (First Place)	Ovr.	Pts.	Prev.
1.	South Carolina (35)	19-0	875	1
2.	Kansas State	20-1	819	4
3.	Iowa	19-2	795	5
4.	Stanford	19-2	769	6
5.	NC State	18-2	739	7
6.	Colorado	17-3	677	3
7.	UCLA	16-3	637	2
8.	Ohio State	17-3	596	12
9.	LSU	18-3	595	9
10.	Indiana	17-2	477	14
11.	UConn	17-4	460	8
12.	Texas	19-3	452	10
13.	Baylor	16-3	441	13
14.	Notre Dame	15-4	408	15
15.	USC	14-4	393	11
16.	Louisville	18-3	331	18
17.	Virginia Tech	16-4	328	19
18.	Oregon State	17-3	323	25
19.	Gonzaga	20-2	320	17
20.	Utah	15-6	296	16
21.	Syracuse	17-3	176	22
22.	Creighton	16-3	160	21
23.	West Virginia	17-2	132	24
24.	North Caroline	15-6	75	21
25.	Princeton	15-3	28	NR

RECEIVING VOTES: UNLV 21, Washington St 15, Fairfield 13, Marquette 7, Florida St. 6, **Oklahoma 6**, Mississippi 2, Penn St. 1, Washington 1, Mississippi St. 1.

USA TODAY COACHES POLL (1/23/24)

No.	Team (First Place)	Ovr.	Pts.	Prev.
1.	South Carolina (32)	17-0	800	1
2.	Kansas State	19-1	724	7
3.	Colorado	16-2	678	3
4.	UCLA	15-2	673	5
5.	Stanford	17-2	657	8
5.	Iowa	18-2	657	2
7.	N. Carolina State	16-2	560	5
8.	Connecticut	16-3	556	10
9.	LSU	18-2	551	9
10.	Southern Cal	13-3	533	4
11.	Texas	18-2	497	11
12.	Ohio State	15-3	464	15
13.	Indiana	16-2	393	16
14.	Utah	14-5	379	20
15.	Baylor	15-3	339	13
16.	Louisville	16-3	322	12
17.	Gonzaga	18-2	309	17
18.	Notre Dame	14-3	296	19
19.	Virginia Tech	14-4	233	14
20.	Creighton	14-3	184	21
21.	North Carolina	14-5	171	24
22.	Syracuse	16-2	145	25
23.	West Virginia	16-2	76	NR
24.	Florida State	14-6	59	18
25.	Oregon State	15-3	36	NR

RECEIVING VOTES: Marquette 31; Princeton 29; Miami (Fla.) 16; UNLV 14; Ball State 6; Tennessee 3; Vanderbilt 3; Iowa St. 2; Auburn 1; Fairfield 1; Michigan St. 1; Richmond St. 1.

BYU VS. RANKED OPPONENTS (SINCE THE 2000-2001 SEASON)

Vs	Overall	Home	Away	Neutral	Last Meeting	Last Win
#1	0-2	0-1	0-0	0-1	L, 51-70 vs. UConn (3/29/14) NCAA Tournament Sweet 16	_____
#2	0-1	0-0	0-1	0-0	L, 34-80 at UConn (11/27/07)	_____
#3	0-0	0-0	0-0	0-0		
#4	0-2	0-0	0-1	0-1	L, 65-67 at Kansas State (1/27/24)	_____
#5	0-0	0-0	0-0	0-0		
#6	0-2	0-0	0-1	0-1	L, 54-69 at Duke (11/13/10)	
#7	0-2	0-0	0-1	0-1	L, 63-72 at Stanford (3/25/19) NCAA Tournament 2nd Round	_____
#8	0-2	0-1	0-0	0-1	L, 53-86 vs. Louisville (3/21/15) NCAA Tournament 1st Round	_____
#9	0-1	0-1	0-0	0-0	L, 70-82 – Washington (12/22/16)	_____
#10	1-0	0-0	1-0	0-0	W, 75-69 at Iowa State (2/18/2002)	Same
#11	1-1	0-0	1-0	0-1	L, 46-52 vs. Arizona (3/24/21) NCAA Tournament 2nd Round	55-52 at Stanford (11/13/06)
#12	3-2	1-0	0-2	2-0	L, 68-87 at Utah (12/2/23)	82-68 vs. Gonzaga (3/12/19) WCC Championship
#13	3-0	1-0	1-0	1-0	W, 66-64 at Gonzaga (2/16/19)	Same
#14	0-1	0-0	0-0	0-1	L, 42-43 vs. Gonzaga (3/9/21) WCC Championship Game	_____
#15	2-1	1-1	0-0	1-0	W, 56-42 – Wyoming (2/2/08)	Same
#16	3-4	2-2	0-1	1-1	L, 64-79 vs. Gonzaga (3/6/23) WCC Tournament Semi-Final	61-56 – Gonzaga (2/18/21)
#17	1-3	0-1	0-1	1-1	W, 61-54 vs. Florida State (11/25/21)	Same
#18	0-3	0-1	0-1	0-1	L, 51-58 vs. Gonzaga (2/25/23)	_____
#19	1-4	1-0	0-2	0-2	L, 56-63 at Gonzaga (2/2/21)	70-40 – Gonzaga (2/9/12)
#20	1-0	1-0	0-0	0-0	W, 62-52 vs. Gonzaga (2/15/14)	Same
#21	1-2	0-0	0-2	1-0	W, 69-66 vs. Rutgers (3/22/21) NCAA Tournament 1st Round	Same
#22	2-1	0-0	1-1	1-0	W, 58-57 vs. West Virginia (11/27/21)	Same
#23	0-5	0-3	0-2	0-0	L, 67-81 at TCU (12/30/23)	_____
#24	1-3	0-0	0-2	1-1	L, 45-70 at California (12/16/17)	90-52 vs. Florida (3/12/19) WCC Championship
#25	0-3	0-2	0-0	0-1	L, 57-61 – New Mexico (1/17/09)	_____
Total	20-44	7-13	4-17	9-14	L, 67-81 at TCU (12/30/23)	W, 58-57 vs. West Virginia (11/27/21)

at Opponent (Away) – Opponent (Home) vs. Opponent (Neutral Site)



2022-23 SCORING BY QUARTER (BYU-OPPONENT)																		
Opponent	1Q	FG%	+/-	2Q	FG%	+/-	3Q	FG%	+/-	4Q	FG%	+/-	OT	FG%	+/-	Final	FG%	+/-
at Montana State	8-19	25.0-31.3	-6.3	17-13	36.4-36.4	0.0	24-18	56.3-44.4	+11.9	19-10	50.0-18.8	+31.2	--	--	--	68-60	42.9-32.8	+10.1
Weber State	22-8	81.8-27.3	+54.5	23-6	53.3-16.7	+36.6	16-20	66.7-33.3	+33.4	16-15	37.5-30.8	+6.7	--	--	--	77-49	56.9-32.7	+24.2
Utah Valley	16-13	42.9-35.7	+7.2	18-8	50.0-33.3	+16.7	14-11	31.3-23.1	+8.2	11-12	38.5-23.5	+15.0	--	--	--	59-44	40.7-28.6	+12.1
vs. Wake Forest!	16-5	50.0-12.5	+37.5	17-10	70.0-23.1	+46.9	14-8	35.7-22.2	+13.5	20-21	42.9-46.7	-3.8	--	--	--	67-44	48.0-25.8	+22.2
vs. Saint Louis!	21-14	50.0-21.1	+28.9	18-19	42.9-41.7	+1.2	27-17	52.9-54.5	-1.6	21-16	61.5-16.7	+44.8	--	--	--	87-66	51.7-30.0	+21.7
LMU	17-13	60.0-41.7	+18.3	18-17	63.6-37.5	+26.1	19-12	46.7-41.7	+5.0	20-16	60.0-38.9	+21.1	--	--	--	74-58	57.4-39.7	+17.7
at Wyoming	19-28	50.0-60.0	-10.0	9-13	30.8-42.9	-12.1	19-14	63.6-50.0	+13.6	27-31	68.8-57.1	+11.7	--	--	--	74-86	53.8-53.2	+0.6
at Utah	17-27	41.2-56.3	-15.1	15-25	42.9-52.9	-10.0	19-18	47.1-53.8	-6.7	17-17	43.8-50.0	-6.2	--	--	--	68-87	43.8-53.4	-9.6
Utah State	20-8	50.0-20.0	+30.0	19-21	46.2-57.1	-10.9	22-21	27.3-41.2	-13.9	22-21	55.6-41.2	+14.4	--	--	--	72-66	45.1-39.0	+6.1
Boise State	15-13	42.9-33.3	+9.6	22-13	50.0-33.3	+16.7	16-11	42.9-25.0	+17.9	12-13	27.3-30.8	13.1	--	--	--	65-50	42.1-30.3	+11.8
Idaho State	22-19	46.7-42.1	+4.6	12-18	25.0-42.1	-17.1	13-20	38.5-61.5	-23.0	23-13	57.1-25.0	+32.1	9-6	33.3-14.3	+19.0	79-76	41.7-40.0	+1.7
at Missouri State	21-16	57.1-40.0	+17.1	9-16	30.0-45.5	-15.5	16-16	62.5-54.5	+8.0	9-8	28.6-25.0	+3.6	--	--	--	55-56	43.5-39.6	+3.9
vs. Nevada^	14-16	60.0-46.7	+13.3	18-6	44.4-13.3	+31.1	19-12	58.3-27.8	+30.5	21-25	54.5-50.0	+4.5	--	--	--	72-59	52.9-35.3	+17.6
at TCU*	13-22	36.4-53.3	-16.9	18-17	43.8-50.0	-6.2	12-24	26.3-62.5	-36.2	24-18	50.0-37.5	+12.5	--	--	--	67-81	38.7-50.0	-11.3
Oklahoma*	8-18	15.0-36.8	-21.8	15-22	31.3-56.3	-25.0	23-18	41.2-38.1	+3.1	17-17	31.3-37.5	+5.0	--	--	--	63-75	29.0-38.7	-9.7
Iowa State*	16-20	50.0-46.7	+3.3	17-10	57.1-31.3	+25.8	18-25	43.8-47.1	-3.3	24-25	47.6-57.1	-9.5	--	--	--	75-80	49.2-45.2	+4.0
at Houston*	12-21	45.5-53.3	-7.8	13-13	60.0-23.1	+36.9	19-17	41.7-42.9	-1.2	25-28	52.6-53.3	-0.7	--	--	--	69-79	50.0-43.9	+6.1
Cincinnati*	13-12	46.2-29.4	+16.8	25-14	52.9-38.5	+14.4	13-18	40.0-46.2	-6.2	17-14	50.0-25.0	+25.0	--	--	--	68-58	48.1-33.9	+14.2
at Oklahoma State*	8-18	23.1-50.0	-26.9	14-27	60.0-58.8	+1.2	18-20	40.0-46.7	-6.7	10-17	21.4-23.1	-1.7	--	--	--	50-82	34.6-45.8	-11.2
Texas Tech*	17-11	40.0-26.7	+13.3	11-13	38.5-25.0	+13.5	17-14	46.7-38.5	+8.2	15-8	41.7-16.7	+25	--	--	--	60-46	41.8-26.9	+14.9
at Kansas State*	11-16	31.3-33.3	-2.0	15-7	46.2-12.5	+33.7	19-25	61.5-64.3	-2.8	20-19	50.0-38.5	+11.5	--	--	--	65-67	46.6-36.1	+10.5
at Kansas*																		
West Virginia*																		
Baylor*																		
at Cincinnati*																		
at UCF*																		
Kansas*																		
TCU*																		
at Iowa State*																		
Houston*																		
at Texas*																		
Big 12 Tournament																		
Big 12 Tournament																		
Big 12 Tournament																		
Averages	15.5-16.0	45.0-38.0	+7.0	16.3-14.7	46.4-36.7	+9.7	18.0-17.1	46.2-43.8	+2.5	18.6-17.3	46.2-34.9	+11.4	9.0-6.0	33.3-14.3	+19.0	68.3-65.2	45.6-38.1	+7.5

! North Shore Classic * Big 12 Games ^Played at Missouri State

2022-23 OFFENSIVE TRENDS (BYU-OPPONENT)													
Opponent	Points Off TO		Points/Paint		2nd Chance Points		Fastbreak Points		Bench Points		Big Run	Big Lead	
at Montana State	14	18	18	26	8	6	9	6	2	23	13	11	
Weber State	22	12	40	16	7	0	13	2	16	10	23	33	
Utah Valley	13	10	32	22	13	2	2	2	9	23	7	7	
vs. Wake Forest!	15	17	26	24	16	9	4	6	16	19	13	27	
vs. Saint Louis!	10	8	28	10	14	2	12	8	30	26	8	24	
LMU	17	9	32	30	7	6	7	3	19	22	12	19	
at Wyoming	9	13	38	48	4	20	13	2	24	31	8	2	
at Utah	11	14	40	26	9	6	3	10	18	11	9	0	
Utah State	23	14	28	32	3	6	19	8	14	20	10	16	
Boise State	11	10	30	28	4	7	10	5	12	19	7	18	
Idaho State	21	24	34	26	15	16	15	7	7	29	18	6	
at Missouri State	14	28	24	30	9	10	1	2	14	20	10	8	
vs. Nevada^	12	12	36	30	14	10	6	12	8	15	13	21	
at TCU*	5	12	20	38	5	10	7	12	12	0	10	0	
Oklahoma*	7	18	20	36	14	20	11	14	11	29	10	0	
Iowa State*	17	8	42	24	13	21	6	6	13	16	8	8	
at Houston*	11	27	36	28	13	10	8	8	19	29	14	1	
Cincinnati*	20	14	32	20	9	5	6	1	15	8	8	14	
at Oklahoma State*	17	38	26	42	8	7	8	20	15	2	6	0	
Texas Tech*	11	12	28	18	15	11	5	2	6	25	9	15	
at Kansas State*	6	17	42	22	12	9	6	9	2	8	11	5	
at Kansas*													
West Virginia													
Baylor													
at Cincinnati*													
at UCF*													
Kansas*													
TCU*													
at Iowa State*													
Houston													
at Texas													
Big 12 Tournament													
Big 12 Tournament													
Big 12 Tournament													
Per Game/Total	13.6 (286)	16.0 (335)	31.0 (652)	27.4 (576)	10.1 (212)	9.2 (193)	7.7 (161)	6.9 (144)	13.4 (282)	18.3 (385)	23	33	
Lead/Trailing/Tied Record	Lead: 8 (7-1) Trail: 12 (4-8) Tied: 1 (1-0)	Lead: 14 (0-4) Trail: 7 (2-5) Tied: 0 (0-0)	Lead: 12 (8-4) Trail: 8 (3-5) Tied: 0 (0-0)	Lead: 9 (9-0) Trail: 8 (2-5) Tied: 4 (1-3)	Lead: 6 (3-3) Trail: 15 (9-6) Tied: 0 (0-0)								



A LOOK INTO THE STARTING 5					
Opponent	(1)	(2)	(3)	(4)	(5)
at Montana State	1. Whiting	10. Woolston	11. Smiler	30. Davenport	12. Gustin
Weber State	1. Whiting	10. Woolston	11. Smiler	30. Davenport	12. Gustin
Utah Valley	1. Whiting	10. Woolston	11. Smiler	30. Davenport	12. Gustin
vs. Wake Forest!	1. Whiting	10. Woolston	11. Smiler	30. Davenport	12. Gustin
vs. Saint Louis!	1. Whiting	10. Woolston	11. Smiler	30. Davenport	12. Gustin
LMU	1. Whiting	10. Woolston	11. Smiler	30. Davenport	12. Gustin
at Wyoming	1. Whiting	10. Woolston	11. Smiler	30. Davenport	12. Gustin
at Utah	1. Whiting	3. Falatea	10. Woolston	11. Smiler	12. Gustin
Utah State	1. Whiting	10. Woolston	11. Smiler	30. Davenport	12. Gustin
Boise State	1. Whiting	10. Woolston	11. Smiler	12. Gustin	25. Calvert
Idaho State	1. Whiting	10. Woolston	11. Smiler	12. Gustin	25. Calvert
at Missouri State	1. Whiting	10. Woolston	11. Smiler	12. Gustin	25. Calvert
vs. Nevada^	1. Whiting	10. Woolston	30. Davenport	12. Gustin	25. Calvert
at TCU*	1. Whiting	10. Woolston	11. Smiler	12. Gustin	25. Calvert
Oklahoma*	1. Whiting	10. Woolston	11. Smiler	12. Gustin	25. Calvert
Iowa State*	1. Whiting	10. Woolston	11. Smiler	12. Gustin	25. Calvert
at Houston*	1. Whiting	10. Woolston	11. Smiler	12. Gustin	25. Calvert
Cincinnati*	1. Whiting	10. Woolston	11. Smiler	12. Gustin	25. Calvert
at Oklahoma State*	1. Whiting	10. Woolston	11. Smiler	12. Gustin	25. Calvert
Texas Tech*	1. Whiting	10. Woolston	11. Smiler	12. Gustin	25. Calvert
at Kansas State*	1. Whiting	10. Woolston	11. Smiler	12. Gustin	25. Calvert
at Kansas*					
West Virginia*					
Baylor*					
at Cincinnati*					
at UCF*					
Kansas*					
TCU*					
at Iowa State*					
Houston*					
at Texas*					
Big 12 Tournament					
Big 12 Tournament					
Big 12 Tournament					
Win-Loss Record	(1)	(2)	(3)	(4)	(5)
3-7	1. Whiting	10. Woolston	11. Smiler	12. Gustin	25. Calvert
8-1	1. Whiting	10. Woolston	11. Smiler	30. Davenport	12. Gustin
1-0	1. Whiting	10. Woolston	30. Davenport	12. Gustin	25. Calvert
0-1	1. Whiting	3. Falatea	10. Woolston	11. Smiler	12. Gustin

DOUBLE-DOUBLE TRACKER					
Player	Season	Career	Last	Pts	Reb.
Lauren Gustin	19	75	at Kansas State (1/27/24)	25	21
Emma Calvert	1	1	Cincinnati (1/13/24)	11	10
Amari Whiting	1	1	Idaho State (12/16/23)	14	12
Kailey Woolston	1	1	Utah Valley (11/14/23)	19	10
BYU Total	22	78	at Kansas State (1/27/24)	25	21

*Includes double-doubles at previous NCAA Division I schools

GAMES PLAYED/STARTED				
Player	Season		Career	
	GP	GS	GP	GS
11. Kaylee Smiler	20 (11-9)	20 (11-9)	124	49
12. Lauren Gustin	21 (12-9)	21 (12-9)	107	107
25. Emma Calvert	21 (12-9)	12 (5-7)	77	40
24. Rose Bubakar	21 (12-9)	0 (0-0)	72	11
30. Lauren Davenport	20 (12-8)	9 (8-1)	64*	23*
5. Arielle Mackey-Williams	0 (0-0)	0 (0-0)	52	24
21. Heather Hamson	12 (9-3)	0 (0-0)	32	0
1. Amari Whiting	21 (12-9)	21 (12-9)	21 (12-9)	21 (12-9)
10. Kailey Woolston	21 (12-9)	21 (12-9)	21 (12-9)	21 (12-9)
4. Ali'a Matavao	18 (11-7)	0 (0-0)	18 (11-7)	0
20. Marina Mata	11 (8-3)	0 (0-0)	11 (8-3)	0
15. McKinley Willardson	5 (3-2)	0 (0-0)	5 (3-2)	0
2. Kylie Krebs	1 (1-0)	0 (0-0)	1 (1-0)	0

*Includes games played and starts at previous NCAA Division I schools





AMBER WHITING

HIGHLIGHTS

- Won 2022 state championship at Burley High School (Idaho)
- 2022 4A Idaho Statesman Coach of the Year
- Conference Coach of the Year
- Back-to-back region titles in 2021 and 2022
- 70-37 record in four seasons at Burley High School

Shoe Circuit for the Natalie Williams Basketball Academy.

Whiting was the director of Utah Hard Knox, one of the most successful AAU programs in Utah, consistently producing Division I talent for both men's and women's programs across the state.

A standout at Snow College, Whiting was the team MVP for two straight years and was an All-America honorable mention in 1999 as a member of the SWAC All-Tournament team. She led team in scoring and assists and was honored as the Female Athlete of the Year in 1997 at Fremont High School.

Whiting was an All-Region Team selection in back-to-back season with the Badgers. Following her two-year career with Snow College, Whiting went on to play one season at Weber State where she averaged 5.0 points per game before transferring to BYU for the 2000-01 season.

Whiting graduated from BYU with a degree and teaching credential in history in 2001 with a minor in psychology. She went on to earn a master's degree in professional learning communities from Grand Canyon University.

She is married to former NJCAA All-American men's player Trent Whiting, who played at Snow College and Utah before finishing his collegiate career at BYU in 2001 where he averaged 14.2 points per game and was an all-conference selection. Trent played professionally overseas in Italy for 12 years.

Whiting, from Ogden, Utah, is the seventh head coach of BYU women's basketball since becoming an NCAA program in 1972. The 2023-24 season will be Whiting's second season at the helm of the program that posted a 16-17 record in her first season.

Whiting served as the head coach of the Burley High School girls team in Idaho from 2018-2022 where she won the 2022 state championship, just the third in school history. She was named the 4A Idaho Statesman Coach of the Year, the conference coach of the year and helped the Bobcats to back-to-back region titles.

While at Burley, Whiting took a program with just five wins in her first year to improvement every season including three consecutive 20-win seasons, culminating in a 25-1 campaign and title run in 2021-22. Whiting's record as a head coach at Burley was 70-37 over four seasons.

In addition to coaching at the high school level, Whiting was also the head coach for the Adidas 17U 3SSB Select Team for the Spring/Summer

WHITING'S SECOND CAMPAIGN

EDUCATION

- BYU (2001, B.A. in Elementary Education)
- Grand Canyon (Professional Learning Communities)
- Newport High School in Bellevue, Wash. (1991)

COACHING EXPERIENCE

- BYU Head Coach (2022-present)
- Burley High School Head Coach (2018-22)
- Utah Hard Knox – Director
- Adidas 17U 3SSB Select Team - Natalie Williams Basketball Academy

PLAYING CAREER

Played two seasons at Snow College (1997-99)

- Team MVP for two-straight seasons
- 1999 All-American Honorable Mention
- 1999 SWAC All-Tournament Team
- Led the Badgers in scoring and assists
- 1998 and 1998 All-Region Team selection

Played one season at Weber State (1999-2000)

- Averaged 5.0 points per game
- Played one season at BYU (2000-01)

WHITING'S HEAD COACHING RECORD

Season	School	Overall	Pct.	Home	Pct.	Away	Pct.	Neutral	Pct.	Conf.	Pct.	Conf. Tourney	WNIT	NCAA
2022-23	BYU	16-17	.485	7-9	.438	6-6	.500	3-2	.600	9-9	.500	2-1	0-1	--
2023-24	BYU	12-9	.571	8-2	.778	1-7	.125	3-0	1.000	2-6	.250	---	---	--
CAREER	BYU	28-26	.519	15-11	.577	7-13	.350	6-2	.750	11-15	.423	2-1	0-1	--



WHITING VS. ALL OPPONENTS

Opponent	Overall	Last Meeting	Score	Next Meeting
Ball State	0-1	Nov. 26, 2022	L, 61-56	
Baylor	---	---	---	Feb. 7, 2024
Boise State	2-0	Dec. 9, 2023	W, 65-50	
Carroll College	1-0	Nov. 23, 2022	W, 71-47	
Cincinnati	1-0	Jan. 13, 2024	W, 68-58	Feb. 10, 2024
Colorado State	0-1	Nov. 8, 2022	L, 82-62	
Gonzaga	0-3	Mar. 6, 2023	L, 79-64	
Houston	0-1	Jan. 10, 2024	L, 69-79	Feb. 28, 2024
Idaho State	1-0	Dec. 16, 2023	W, 79-76 OT	
Iowa State	0-1	Jan. 6, 2024	L, 75-80	Feb. 24, 2024
Kansas	---	---	---	Jan. 31, 2024
Kansas State	0-1	Jan. 27, 2024	L, 65-67	
LMU	3-0	Nov. 25, 2023	W, 74-58	
Missouri State	0-1	Dec. 20, 2023	L, 55-56	
Montana State	1-1	Nov. 7, 2023	W, 68-60	
Monmouth	1-0	Dec. 21, 2022	W, 70-50	
Oklahoma	0-2	Jan. 17, 2024	L, 75-63	
Oklahoma State	---	Jan. 17, 2024	L, 50-82	
Nevada	---	Dec. 21, 2023	W, 72-59	
Pacific	1-1	Jan. 28, 2023	L, 79-66	
Pepperdine	2-1	Mar. 3, 2023	W, 74-59	
Portland	0-2	Feb. 27, 2023	L, 61-49	
Rice	0-1	Mar. 17, 2023	L, 71-67	
Saint Louis	1-0	Nov. 21, 2023	W, 87-66	
Saint Mary's	2-0	Jan. 26, 2023	W, 74-59	
San Diego	1-1	Feb. 4, 2023	L, 52-49	
San Francisco	2-1	Mar. 4, 2023	W, 66-56	
Santa Clara	1-1	Feb. 16, 2023	W, 78-72	
TCU	0-1	Dec. 30, 2023	L, 67-81	Feb. 21, 2024
Texas	---	---	---	Mar. 2, 2024
Texas Tech	1-0	Jan. 20, 2024	W, 60-48	Jan. 20, 2024
Troy	0-1	Nov. 19, 2022	L, 68-62	
UCF	---	---	---	Feb. 13, 2024
Utah	0-2	Dec. 2, 2023	L, 68-87	
Utah State	1-0	Dec. 5, 2023	W, 72-66	
Utah Valley	1-0	Nov. 14, 2023	W, 59-44	
Wake Forest	1-0	Nov. 18, 2023	W, 67-44	
Washington State	1-0	Nov. 18, 2022	W, 65-56	
Weber State	1-0	Nov. 10, 2023	W, 77-49	
West Virginia	---	---	---	Feb. 3, 2024
Westminster	1-0	Oct. 27, 2022	W, 72-51 (Exh.)	
Wyoming	0-1	Nov. 28, 2023	L, 74-86	



WHITING VS. RANKED OPPONENTS

Rank	Opponent	Score	Date
4	at Kansas State	L, 65-67	Jan. 27, 2024
12	at Utah	L, 68-87	Dec. 2, 2023
15	Utah	L, 76-59	Dec. 10, 2022
16	vs. Gonzaga (WCC Tourn.)	L, 79-64	Mar. 6, 2023
16	Oklahoma	L, 77-66	Nov. 15, 2022
18	Gonzaga	L, 58-51	Feb. 25, 2023
23	at TCU	L, 67-81	Dec. 30, 2023
23	at Gonzaga	L, 67-58	Dec. 17, 2023

No. 1-5	No. 6-10	No. 11-15	No. 16-20	No. 21-25	Overall
0-1	0-0	0-3	0-3	0-2	0-7

WHITING VS. ALL CONFERENCES

ACC	1-0	Missouri Valley	0-1
American Athletic	0-1	Mountain West	6-2
Atlantic 10	1-0	Non D-1	1-0
Atlantic Sun	0-0	Ohio Valley	0-0
Big 12	2-7	Pac-12	1-2
Big East	0-0	SEC	0-0
Big Sky	3-1	Southland	0-0
Big West	0-0	Summit	0-0
Colonial Athletic	1-0	Sun Belt	0-1
Conference USA	0-0	SWAC	0-0
Horizon	0-0	WAC	1-0
MAC	0-1	West Coast	12-10

Career Record	Overall	Home	Road	Neutral
	28-26	15-11	7-13	6-2

The couple has two children, Jace and Amari. Jace plays basketball at Boise State where he averaged 15.8 minutes, shot 41.6 percent from the field while averaging 3.1 points, 1.7 rebounds and 1.3 assists.. Amari missed her senior season because of injury, but will be entering her freshman year at BYU as a member of Whiting's 2023-24 squad. "I am super excited about the opportunity to be the head coach at BYU," Whiting said. "I've been in basketball my whole life playing, coaching and developing players, and I am looking forward to doing it again at this level. Coach Judkins established a great tradition of winning and a strong culture with some incredible players. I can't wait to get on board and continue that legacy and surround myself with a great staff. I am ready to get to work."



1



AMARI WHITING

FRESHMAN | 5-10 | GUARD | BURLEY, IDAHO | BURLEY HIGH SCHOOL

High School
2022 Idaho Gatorade Player of the Year ... 4A All-Idaho Player of the Year (2021 & 2022) ... GB7 Conference Player of the Year (2021 & 2022) ... Times News Player of the Year (2020, 2021, 2022) ... 2022 4A Idaho State Champions ... 2022 SBlive Idaho Player of the Year ... 2022 IdahoSports 4A Tournament Player of the Year ... 2020 GB10 All-Conference First Team ... 2x WBCA Player of the Week ... 4x SBlive ID Player of the Week ... IHSAA Athlete of the Week ... 4.0 High School GPA ... High Honors Society ...

Personal
Born in Burley, Idaho ... Daughter of Trent and Amber Whiting ... Older brother Jace plays basketball at Boise State University ... Father Trent (2000-01) and mother Amber (2000-01) played basketball at BYU ... Also recruited by Oregon, Arizona, Stanford, UCLA, Utah ... Committed to Oregon in 2021, but flipped her commitment to BYU during the summer of 2022

Instagram: [amari.whiting](#)
Twitter: [amari_whiting](#)
TikTok: [amariwhiting](#)

SEASON HIGHS

Points:	19	Utah State (12/5/23)
Rebounds:	12	Idaho State (12/16/23)
Assists:	9	Iowa State (1/6/24)
Steals:	4 (x2)	Iowa State (1/6/24)
Blocks:	1 (x5)	at Kansas State (1/27/24)
Field Goals:	6	Utah State (12/5/23)
3-Pointers:	2 (x5)	at Kansas State (1/27/24)
Free Throws:	8	at Montana State (11/7/23)
Minutes:	39 (OT)	Idaho State (12/16/23)

CAREER HIGHS

Points:	19	Utah State (12/5/23)
Rebounds:	12	Idaho State (12/16/23)
Assists:	9	Iowa State (1/6/24)
Steals:	4 (x2)	Iowa State (1/6/24)
Blocks:	1 (x5)	at Kansas State (1/27/24)
Field Goals:	6	Utah State (12/5/23)
3-Pointers:	2 (x5)	at Kansas State (1/27/24)
Free Throws:	8	at Montana State (11/7/23)
Minutes:	39 (OT)	Idaho State (12/16/23)

PRODUCTION TRACKER

Had a double-double	1 (1-0)	1 (1-0)
Scored 10+ points	12 (7-5)	12 (7-5)
Scored 20+ points	-(0-0)	-(0-0)
Led BYU in scoring	2 (1-1)	2 (1-1)
Led BYU in rebounds	-(0-0)	-(0-0)
Led BYU in assists	7 (3-4)	7 (3-4)
Led BYU in steals	3 (0-3)	3 (0-3)
Led BYU in blocks	3 (1-2)	3 (1-2)
Made 5+ FGs	6 (4-2)	6 (4-2)
Made 3+ 3-pt FGs	-(0-0)	-(0-0)
Had 3+ assists	14 (6-8)	14 (6-8)
Had 5+ assists	6 (2-4)	6 (2-4)
Had 3+ steals	6 (5-1)	6 (5-1)
Had 5+ rebounds	7 (4-3)	7 (4-3)

2023-24 GAME-BY-GAME

OPPONENT	DATE	MIN.	FG-FGA	PCT	3FG-A	PCT	FT-FTA	PCT	OFF	DEF	REB	AST	BLK	STL	PF	TO	PTS	AVG
at Montana State	11/7	29	5-9	.556	0-2	.000	8-11	.727	0	7	7	5	0	3	2	7	18	18.0
Weber State	11/10	24	3-8	.375	0-1	.000	2-4	.500	2	3	5	4	0	3	3	1	8	13.0
Utah Valley	11/14	31	5-13	.385	1-3	.333	2-3	.666	1	8	9	2	0	2	3	1	13	13.0
vs. Wake Forest	11/18	25	3-10	.300	1-1	1.000	0-0	.000	2	2	4	3	0	2	2	7	11.5	
vs. Saint Louis	11/21	26	5-9	.556	1-2	.500	3-4	.750	2	2	4	4	0	0	4	2	14	12.0
LMU	11/25	30	2-5	.400	1-1	1.000	2-5	.400	1	0	1	1	0	1	3	2	7	11.2
at Wyoming	11/28	32	4-8	.500	2-3	.667	4-4	1.000	0	3	3	4	1	1	2	0	14	11.6
at Utah	12/2	27	3-10	.300	1-2	.500	0-0	.000	1	4	5	5	0	0	1	1	7	11.0
Utah State	12/5	29	6-11	.545	0-3	.000	7-8	.875	0	2	2	3	1	3	4	4	19	11.9
Boise State	12/9	30	1-6	.167	0-4	.000	3-4	.750	0	4	4	4	0	1	2	3	5	11.2
Idaho State	12/16	39	3-10	.300	1-3	.333	7-12	.583	1	11	12	6	1	4	1	3	14	11.5
at Missouri State	12/20	31	3-11	.272	1-5	.200	1-2	.500	0	5	5	3	0	1	4	3	8	11.2
vs. Nevada	12/21	29	4-7	.571	2-4	.500	1-2	.500	1	7	8	2	0	1	3	5	11	11.2
at TCU	12/30	34	3-8	.375	2-6	.333	5-6	.833	0	5	5	6	0	1	3	0	13	11.3
Oklahoma	1/3	35	2-10	.200	1-4	.250	1-1	1.000	2	3	5	3	0	0	3	2	6	10.9
Iowa State	1/6	33	5-9	.555	0-2	.000	2-3	.667	0	2	2	9	0	4	3	3	12	11.0
at Houston	1/10	36	5-8	.625	2-3	.667	3-4	.750	0	1	1	6	0	0	3	6	15	11.2
Cincinnati	1/13	30	4-7	.571	1-3	.333	1-3	.333	0	6	6	4	0	0	4	4	10	11.2
at Oklahoma State	1/17	28	3-9	.333	1-2	.200	2-5	.400	1	4	5	0	1	2	2	1	9	11.1
Texas Tech	1/20	31	2-10	.200	0-1	.000	3-6	.500	2	4	6	2	0	2	1	2	7	10.9
at Kansas State	1/27	34	3-7	.429	2-3	.667	2-2	1.000	0	4	4	4	1	2	4	2	10	10.8
at Kansas																		1/31
West Virginia																		2/3
Baylor																		2/7
at Cincinnati																		2/10
at UCF																		2/13
Kansas																		2/17
TCU																		2/21
at Iowa State																		2/25
Houston																		2/28
at Texas																		3/2
Big 12 1st Round																		3/7
Big 12 2nd Round																		3/8
Big 12 Quarterfinals																		3/9
Big 12 Semifinals																		3/11
Big 12 Championship																		3/12

CAREER STATISTICS																				
YEAR	GP-GS	MPG	FG-FGA	PCT	3FG-A	PCT	FT-FTA	PCT	OFF-DEF-REB	R/GM	PF-D	A	A/GM	TO	BLK	B/GM	STL	S/GM	PTS	AVG
2023-2024	21-21	30.7	74-185	.400	20-61	.328	59-89	.663	16-87-103	4.9	57-0	80	3.8	54	5	0.2	34	1.6	227	10.8
---	---	---	---	---	---	---	---	---	---	---	---	---	---	---	---	---	---	---	---	---
---	---	---	---	---	---	---	---	---	---	---	---	---	---	---	---	---	---	---	---	---
---	---	---	---	---	---	---	---	---	---	---	---	---	---	---	---	---	---	---	---	---
---	---	---	---	---	---	---	---	---	---	---	---	---	---	---	---	---	---	---	---	---
TOTAL	21-21	30.7	74-185	.400	20-61	.328	59-89	.663	16-87-103	4.9	57-0	80	3.8	54	5	0.2	34	1.6	227	10.8

BIG 12 CAREER STATISTICS																				
YEAR	GP-GS	MPG	FG-FGA	PCT	3FG-A	PCT	FT-FTA	PCT	OFF-DEF-REB	R/GM	PF-D	A	A/GM	TO	BLK	B/GM	STL	S/GM	PTS	AVG
2023-24	8-8	32.7	27-68	.397	9-27	.333	19-30	.633	5-29-34	4.3	23-0	34	4.3	20	2	0.3	11	1.4	82	10.3
---	---	---	---	---	---	---	---	---	---	---	---	---	---	---	---	---	---	---	---	---
---	---	---	---	---	---	---	---	---	---	---	---	---	---	---	---	---	---	---	---	---
TOTAL	8-8	32.7	27-68	.397	9-27	.333	19-30	.633	5-29-34	4.3	23-0	34	4.3	20	2	0.3	11	1.4	82	10.3



2



KYLIE KREBS

JUNIOR | 5-7 | GUARD | OAHU, HAWAII | GLENDALE COMMUNITY COLLEGE
2022-23 (Glendale Community College)

2021-22 (Glendale Community College)

Before BYU

Two-year honor roll honoree at Glendale Community College...6A All-District First Team...6A Desert Valley All-Region Second Team...Grew up on the North Shore of Oahu, Hawaii where she was a competitive surfer

Personal

Born in Peoria, Arizona...Daughter of Kenny and Katharine Krebs...Brothers Brock and Kason played football for BYU, Kaulin and Kameron played football for Cal Berkeley, Kelsea played water polo for Arizona State and Kallee played rugby for Arizona State...Majoring in business

Instagram: N/A
Twitter: [_kykrebbs](#)
TikTok: N/A

SEASON HIGHS

Points:	--
Rebounds:	--
Assists:	--
Steals:	--
Blocks:	--
Field Goals:	--
3-Pointers:	--
Free Throws:	--
Minutes:	1 Boise State (12/9/23)

CAREER HIGHS

Points:	--
Rebounds:	--
Assists:	--
Steals:	--
Blocks:	--
Field Goals:	--
3-Pointers:	--
Free Throws:	--
Minutes:	1 Boise State (12/9/23)

PRODUCTION TRACKER

Had a double-double	-(0-0)	-(0-0)
Scored 10+ points	-(0-0)	-(0-0)
Scored 20+ points	-(0-0)	-(0-0)
Led BYU in scoring	-(0-0)	-(0-0)
Led BYU in rebounds	-(0-0)	-(0-0)
Led BYU in assists	-(0-0)	-(0-0)
Led BYU in steals	-(0-0)	-(0-0)
Led BYU in blocks	-(0-0)	-(0-0)
Made 5+ FGs	-(0-0)	-(0-0)
Made 3+ 3-pt FGs	-(0-0)	-(0-0)
Had 3+ assists	-(0-0)	-(0-0)
Had 3+ blocks	-(0-0)	-(0-0)
Had 5+ rebounds	-(0-0)	-(0-0)
Had 10+ rebounds	-(0-0)	-(0-0)

2023-24 GAME-BY-GAME

OPPONENT	DATE	MIN.	FG-FGA	PCT	3FG-FGA	PCT	FT-FTA	PCT	OFF	DEF	REB	AST	BLK	STL	PF	TO	PTS	AVG
at Montana State	11/7																	
Weber State	11/10																	
Utah Valley	11/14																	
vs. Wake Forest	11/18																	
vs. Saint Louis	11/21																	
LMU	11/25																	
at Wyoming	11/28																	
at Utah	12/2																	
Utah State	12/5																	
Boise State	12/9	1	0-0	.000	0-0	.000	0-0	.000	0	0	0	0	0	0	0	0	0	0.0
Idaho State	12/16																	
at Missouri State	12/20																	
vs. Nevada	12/21																	
at TCU	12/30																	
Oklahoma	1/3																	
Iowa State	1/6																	
at Houston	1/10																	
Cincinnati	1/13																	
at Oklahoma State	1/17																	
Texas Tech	1/20																	
at Kansas State	1/27																	
at Kansas																		
West Virginia	2/3																	
Baylor	2/7																	
at Cincinnati	2/10																	
at UCF	2/13																	
Kansas	2/17																	
TCU	2/21																	
at Iowa State	2/25																	
Houston	2/28																	
at Texas	3/2																	
Big 12 1st Round	3/7																	
Big 12 2nd Round	3/8																	
Big 12 Quarterfinals	3/9																	
Big 12 Semifinals	3/11																	
Big 12 Championship	3/12																	

CAREER STATISTICS

YEAR	GP-GS	MPG	FG-FGA	PCT	3FG-A	PCT	FT-FTA	PCT	OFF-DEF-REB	R/GM	PF-D	A	A/GM	TO	BLK	B/GM	STL	S/GM	PTS	AVG
2023-2024	1-0	0.5	0-0	.000	0-0	.000	0-0	.000	0-0-0	0.0	0-0	0	0.0	0	0	0.0	0	0.0	0	0.0
--	--	--	--	--	--	--	--	--	--	--	--	--	--	--	--	--	--	--	--	--
--	--	--	--	--	--	--	--	--	--	--	--	--	--	--	--	--	--	--	--	--
--	--	--	--	--	--	--	--	--	--	--	--	--	--	--	--	--	--	--	--	--
TOTAL	1-0	0.5	0-0	.000	0-0	.000	0-0	.000	0-0-0	0.0	0-0	0	0.0	0	0	0.0	0	0.0	0	0.0

BIG 12 CAREER STATISTICS

YEAR	GP-GS	MPG	FG-FGA	PCT	3FG-A	PCT	FT-FTA	PCT	OFF-DEF-REB	AVG	PF-D	A	AVG	TO	BLK	AVG	STL	AVG	PTS	AVG
2023-24	--	--	--	--	--	--	--	--	--	--	--	--	--	--	--	--	--	--	--	--
TOTAL	0-0	0.0	0-0	.000	0-0	.000	0-0	.000	0-0-0	0.0	0-0	0	0.0	0	0	0.0	0	0.0	0	0.0



4

ALI'A MATAVAO

FRESHMAN | 6-0 | FORWARD | LAS VEGAS, NEVADA | LIBERTY HIGH SCHOOL



High School

2023 Nevada Gatorade Player of the Year ... 2022 Nevada Gatorade PoY ... Nevada 5A PoY (2022 & 2023) ... Nevada 5A First Team All-Conference (2022 & 2023) ... Liberty High School Athlete of the Year (2023) ... Nevada Las Vegas Sun Super Seven (2022 & 2023) ... Max Preps First Team ... Captain of basketball and volleyball teams ... 2023 State Shot Put Champion ... 2023 State Long Jump Champion ... NIAA Championship team points leader ... Holds school records in long jump, 4x100 and 4x200 team relays ... Heavily recruited soccer forward ... Four-sport varsity athlete at Liberty High School (basketball, soccer, track/field, volleyball)

Personal

Born in Las Vegas, Nevada ... Parents are Newel and Leslie Matao ... Second of five children: Moliki, Myla, Kingston and Isley ... Her father, Newel played football at Ricks College (1996) and Northern State University (2001) ... Her brother, Moliki currently plays football at UCLA ... Also recruited by Cal State Fullerton, Hawaii, Niagara, Portland State, San Diego State, UNLV, Washington and Wisconsin



Instagram: [aliamatavao](#)
Twitter: [Aliamatavao](#)
TikTok: [allianii](#)

SEASON HIGHS

Points:	5	vs. Wake Forest (11/18/23)
Rebounds:	2 (x2)	at Oklahoma St. (1/17/24)
Assists:	2	vs. Nevada (12/21/23)
Steals:	1 (x2)	at Kansas State (1/27/24)
Blocks:	1	vs. Nevada (12/21/23)
Field Goals:	2	at Oklahoma St. (1/17/24)
3-Pointers:	-	
Free Throws:	3	vs. Wake Forest (11/18/23)
Minutes:	17	vs. Nevada (12/21/23)

CAREER HIGHS

Points:	5	vs. Wake Forest (11/18/23)
Rebounds:	2 (x2)	at Oklahoma St. (1/17/24)
Assists:	2	vs. Nevada (12/21/23)
Steals:	1 (x2)	at Kansas State (1/27/24)
Blocks:	1	vs. Nevada (12/21/23)
Field Goals:	2	at Oklahoma St. (1/17/24)
3-Pointers:	-	
Free Throws:	3	vs. Wake Forest (11/18/23)
Minutes:	17	vs. Nevada (12/21/23)

PRODUCTION TRACKER

Had a double-double	- (0-0)	- (0-0)
Scored 10+ points	- (0-0)	- (0-0)
Scored 20+ points	- (0-0)	- (0-0)
Led BYU in scoring	- (0-0)	- (0-0)
Led BYU in rebounds	- (0-0)	- (0-0)
Led BYU in assists	- (0-0)	- (0-0)
Led BYU in steals	- (0-0)	- (0-0)
Led BYU in blocks	- (0-0)	- (0-0)
Made 5+ FGs	- (0-0)	- (0-0)
Made 3+ 3-pt FGs	- (0-0)	- (0-0)
Had 3+ assists	- (0-0)	- (0-0)
Had 3+ blocks	- (0-0)	- (0-0)
Had 5+ rebounds	- (0-0)	- (0-0)
Had 10+ rebounds	- (0-0)	- (0-0)

2023-24 GAME-BY-GAME

OPPONENT	DATE	MIN.	FG-FGA	PCT	3FG-FGA	PCT	FT-FTA	PCT	OFF	DEF	REB	AST	BLK	STL	PF	TO	PTS	AVG
at Montana State	11/7	1	0-0	.000	0-0	.000	0-0	.000	0	0	0	0	0	0	0	0	0	0.0
Weber State	11/10	9	0-3	.000	0-0	.000	0-0	.000	0	2	2	1	0	0	2	1	0	0.0
Utah Valley	11/14	1	0-0	.000	0-0	.000	0-0	.000	0	0	0	0	0	0	1	0	0	0.0
vs. Wake Forest	11/18	11	1-1	1.000	0-0	.000	3-6	.500	1	0	1	0	0	0	2	1	5	1.3
vs. Saint Louis	11/21	8	0-2	.000	0-1	.000	0-0	.000	0	0	0	1	0	0	2	2	0	1.0
LMU	11/25	2	1-1	1.000	0-0	.000	0-0	.000	0	0	0	0	0	0	0	1	2	1.2
at Wyoming	11/28																	DID NOT PLAY
at Utah	12/2	1	0-0	.000	0-0	.000	0-0	.000	0	0	0	0	0	0	0	0	0	1.0
Utah State	12/5	5	0-2	.000	0-1	.000	0-0	.000	0	0	0	0	0	0	1	1	0	0.9
Boise State	12/9	3	0-0	.000	0-0	.000	0-0	.000	0	0	0	0	0	0	0	0	0	0.0
Idaho State	12/16	2	1-1	1.000	0-0	.000	0-0	.000	0	0	0	0	0	0	1	0	2	0.9
at Missouri State	12/20	2	0-1	.000	0-0	.000	0-0	.000	0	0	0	0	0	0	1	1	0	0.8
vs. Nevada	12/21	17	1-6	.167	0-1	.000	0-0	.000	2	1	3	2	1	0	3	2	2	0.9
at TCU	12/30	1	0-0	.000	0-0	.000	0-0	.000	0	1	1	0	0	0	0	0	0	0.8
Oklahoma	1/3	1	0-0	.000	0-0	.000	0-0	.000	0	0	0	0	0	0	0	0	0	0.8
Iowa State	1/6																	DID NOT PLAY
at Houston	1/10	1	0-0	.000	0-0	.000	0-0	.000	0	0	0	0	0	0	0	0	0	0.7
Cincinnati	1/13	2	1-3	.333	0-1	.000	0-0	.000	2	1	3	0	0	0	0	0	2	0.8
at Oklahoma State	1/17	11	2-6	.333	0-1	.000	0-0	.000	0	2	2	0	0	1	3	1	4	1.0
Texas Tech	1/20																	DID NOT PLAY
at Kansas State	1/27	9	0-3	.000	0-1	.000	0-0	.000	0	1	1	0	0	1	2	2	0	0.9
at Kansas																		1/31
West Virginia																		2/3
Baylor																		2/7
at Cincinnati																		2/10
at UCF																		2/13
Kansas																		2/17
TCU																		2/21
at Iowa State																		2/25
Houston																		2/28
at Texas																		3/2
Big 12 1st Round																		3/7
Big 12 2nd Round																		3/8
Big 12 Quarterfinals																		3/9
Big 12 Semifinals																		3/11
Big 12 Championship																		3/12

CAREER STATISTICS

YEAR	GP-GS	MPG	FG-FGA	PCT	3FG-A	PCT	FT-FTA	PCT	OFF-DEF-REB	R/GM	PF-D	A	A/GM	TO	BLK	B/GM	STL	S/GM	PTS	AVG
2023-2024	18-0	4.8	7-29	.241	0-6	.000	3-8	.375	5-8-13	0.7	18-0	4	0.2	12	1	0.1	2	0.1	17	0.9
-	-	-	-	-	-	-	-	-	-	-	-	-	-	-	-	-	-	-	-	-
-	-	-	-	-	-	-	-	-	-	-	-	-	-	-	-	-	-	-	-	-
-	-	-	-	-	-	-	-	-	-	-	-	-	-	-	-	-	-	-	-	-
-	-	-	-	-	-	-	-	-	-	-	-	-	-	-	-	-	-	-	-	-
TOTAL	18-0	4.8	7-29	.241	0-6	.000	3-8	.375	5-8-13	0.7	18-0	4	0.2	12	1	0.1	2	0.1	17	0.9

BIG 12 CAREER STATISTICS

YEAR	GP-GS	MPG	FG-FGA	PCT	3FG-A	PCT	FT-FTA	PCT	OFF-DEF-REB	R/GM	PF-D	A	A/GM	TO	BLK	B/GM	STL	S/GM	PTS	AVG
2023-24	6-0	4.3	3-12	.250	0-3	.000	0-0	.000	2-5-7	1.2	5-0	0	0.0	3	0	0.0	2	0.3	6	1.0
-	-	-	-	-	-	-	-	-	-	-	-	-	-	-	-	-	-	-	-	-
-	-	-	-	-	-	-	-	-	-	-	-	-	-	-	-	-	-	-	-	-
TOTAL	6-0	4.3	3-12	.250	0-3	.000	0-0	.000	2-5-7	1.2	5-0	0	0.0	3	0	0.0	2	0.3	6	1.0



5



ARIELLE MACKEY-WILLIAMS

JUNIOR | 5-9 | GUARD | NGATI POROU, NEW ZEALAND | TAI WANANGA KI RUAKURA
2023-24

Mackey-Williams will miss the 2023-24 season with a knee injury sustained over the summer.

High School

Prepped at Tai Wananga Ki Ruakura in New Zealand ... Won 2021 New Zealand Maori Women's National Tournament ... Selected to 2021 New Zealand Tall Ferns camp ... Won 2020 New Zealand 3x3 Women's national basketball tournament with Auckland Dream ... Selected to Junior Tall Ferns New Zealand Women's Team ... Captained the U17 New Zealand U-17 team and named to the All-State 5 team ... 2019 WNBL Melbourne Boomers Development Squad ... 2018 NZ Under 18 3x3 Asia Cup Tournament, finish second to China and selected as the youngest player on the All-Tournament team at age 15 ...

2022-23

Was the third-leading scorer for the Cougars at 8.8 points per game on 41.0 percent shooting ... Started 24 of 32 games in 2022-23 while averaging 30.3 minutes per game Dished out 2.1 assists per game

Personal

Parents are Dawn Lavery and Joe Mackey ... Youngest of four children ... Majoring in sports media and journalism

2021-22

Played in 20 games ... Averaged 2.2 points per game in 7.7 minutes ... Season-high 9 points at Montana State ... Scored 7 points at Pacific ... Was a perfect 8 of 8 from the free-throw line ... Had 18 assists on the season, including 4 against Boise State and 4 at LMU ... Posted 3 rebounds against Boise State and Pepperdine ...

2023-24 GAME-BY-GAME

OPPONENT	DATE	MIN.	FG-FGA	PCT	3FG-FGA	PCT	FT-FTA	PCT	OFF	DEF	REB	AST	BLK	STL	PF	TO	PTS	AVG	
at Montana State	11/7																		DID NOT PLAY (INJURY)
Weber State	11/10																		DID NOT PLAY (INJURY)
Utah Valley	11/14																		DID NOT PLAY (INJURY)
vs. Wake Forest	11/18																		DID NOT PLAY (INJURY)
vs. Saint Louis	11/21																		DID NOT PLAY (INJURY)
LMU	11/25																		DID NOT PLAY (INJURY)
at Wyoming	11/28																		DID NOT PLAY (INJURY)
at Utah	12/2																		DID NOT PLAY (INJURY)
Utah State	12/5																		DID NOT PLAY (INJURY)
Boise State	12/9																		DID NOT PLAY (INJURY)
Idaho State	12/16																		DID NOT PLAY (INJURY)
at Missouri State	12/20																		DID NOT PLAY (INJURY)
vs. Nevada	12/21																		DID NOT PLAY (INJURY)
at TCU	12/30																		DID NOT PLAY (INJURY)
Oklahoma	1/3																		DID NOT PLAY (INJURY)
Iowa State	1/6																		DID NOT PLAY (INJURY)
at Houston	1/10																		DID NOT PLAY (INJURY)
Cincinnati	1/13																		DID NOT PLAY (INJURY)
at Oklahoma State	1/17																		DID NOT PLAY (INJURY)
Texas Tech	1/20																		
at Kansas State	1/27																		
at Kansas	1/31																		
West Virginia	2/3																		
Baylor	2/7																		
at Cincinnati	2/10																		
at UCF	2/13																		
Kansas	2/17																		
TCU	2/21																		
at Iowa State	2/25																		
Houston	2/28																		
at Texas	3/2																		
Big 12 1st Round	3/7																		
Big 12 2nd Round	3/8																		
Big 12 Quarterfinals	3/9																		
Big 12 Semifinals	3/11																		
Big 12 Championship	3/12																		

Instagram: [ariellemackey](#)
Twitter: [ariellemackey](#)
TikTok: [ariellemackey](#)

SEASON HIGHS

Points:	--
Rebounds:	--
Assists:	--
Steals:	--
Blocks:	--
Field Goals:	--
3-Pointers:	--
Free Throws:	--
Minutes:	--

CAREER HIGHS

Points:	18	at Colorado State (11/8/2022)
Rebounds:	5 (2x)	LMU (2/11/23)
Assists:	6 (2x)	at Pacific (1/28/23)
Steals:	3 (4x)	vs. Gonzaga
Blocks:	0	
Field Goals:	6	at San Francisco (2/18/2023)
3-Pointers:	4	at San Francisco (3/4/23)
Free Throws:	6	at Boise State (12/1/22)
Minutes:	42	Pepperdine (2/9/23)

PRODUCTION TRACKER

	2023-24	Career
Had a double-double	-(0-0)	-(0-0)
Scored 10+ points	-(0-0)	0 (0-0)
Scored 20+ points	-(0-0)	0 (0-0)
Led BYU in scoring	-(0-0)	-(0-0)
Led BYU in rebounds	-(0-0)	-(0-0)
Led BYU in assists	-(0-0)	-(0-0)
Led BYU in blocks	-(0-0)	-(0-0)
Led BYU in steals	-(0-0)	-(0-0)
Made 5+ FGs	-(0-0)	-(0-0)
Made 3+ 3-pt FGs	-(0-0)	-(0-0)
Had 3+ assists	-(0-0)	-(0-0)
Had 5+ assists	-(0-0)	-(0-0)
Had 7+ assists	-(0-0)	-(0-0)
Had 5+ rebounds	-(0-0)	-(0-0)

CAREER STATISTICS

YEAR	GP-GS	MPG	FG-FGA	PCT	3FG-A	PCT	FT-FTA	PCT	OFF-DEF-REB	R/GM	PF-D	A	A/GM	TO	BLK	B/GM	STL	S/GM	PTS	AVG
2021-2022	20-0	7.7	15-49	.306	5-21	.238	8-8	1.000	6-12-18	0.9	14-0	18	0.9	16	0	0.0	4	0.2	43	2.2
2022-2023	32-24	30.3	96-234	.410	40-110	.364	50-58	.862	21-40-61	1.9	67-3	69	2.2	73	0	0.0	24	0.8	282	8.8
--	--	--	--	--	--	--	--	--	--	--	--	--	--	--	--	--	--	--	--	--
--	--	--	--	--	--	--	--	--	--	--	--	--	--	--	--	--	--	--	--	--
TOTAL	52-24	21.6	111-283	.392	45-131	.344	58-66	.879	27-52-79	1.5	81-3	87	1.7	89	0	0.0	28	0.5	325	6.3

BIG 12 CAREER STATISTICS

YEAR	GP-GS	MPG	FG-FGA	PCT	3FG-A	PCT	FT-FTA	PCT	OFF-DEF-REB	R/GM	PF-D	A	A/GM	TO	BLK	B/GM	STL	S/GM	PTS	AVG
2023-24	--	--	--	--	--	--	--	--	--	--	--	--	--	--	--	--	--	--	--	--
TOTAL	0-0	0.0	0-0	.000	0-0	.000	0-0	.000	0-0-0	0.0	0-0	0	0.0	0	0	0.0	0	0.0	0	0.0



10

KAILEY WOOLSTON

FRESHMAN | 5-11 | GUARD | HIGHLAND, UTAH | LONE PEAK HIGH SCHOOL

2023-24

Named Big 12 Freshman of the Week (Nov. 20 & Nov. 27), the first Big 12 basketball weekly honors earned by a BYU Cougar, man or woman.

High School

2023 Utah Gatorade Player of the Year ... 2023 Utah Miss Basketball ... 2023 Max Preps All-American ... 2023 Ball is Life All-American ... 2023 SB Live All-American ... 2023 National State Champions Invitational Most Valuable Player ... 2023 Utah 6A State Champion ... 2023 National State Champions Invitational Runner-up ... 2022 Utah 6A Most Valuable Player
2022 Utah 6A State Champion ... 4x Utah 6A Region 4 Champions (2020, 2021, 2022, 2023) ... 3x Utah 6A Region 4 Most Valuable Player (2021, 2022, 2023) ... 4x Utah 6A All-State First Team Selection ... 2023 Academic All-State

Personal

Born in Highland, Utah ... Daughter of Spencer and Megan Woolston ... Her father, Spencer, played football at Snow College (1995 & 1998) and her mother, Megan played basketball at Southern Utah (1998-2002) ... Also recruited by Iowa, Marquette, Oklahoma State, Utah, Wake Forest



Instagram: [kailewv_basketball](#)
Twitter: [KaileyWoolston](#)

2023-24 GAME-BY-GAME

OPPONENT	DATE	MIN.	FG-FGA	PCT	3FG-FGA	PCT	FT-FTA	PCT	OFF	DEF	REB	AST	BLK	STL	PF	TO	PTS	AVG
at Montana State	11/7	38	5-11	.455	3-9	.333	0-0	0.000	1	2	3	1	1	1	3	2	13	13.0
Weber State	11/10	32	5-8	.625	3-5	.600	3-4	.750	0	2	2	2	0	1	1	3	16	14.5
Utah Valley	11/14	35	7-11	.636	4-7	.571	1-2	500	1	9	10	1	0	1	2	6	19	16.0
vs. Wake Forest	11/18	33	7-10	.700	4-6	.667	0-0	0.000	0	6	6	1	0	0	2	2	18	16.5
vs. Saint Louis	11/21	33	7-14	.500	5-7	.714	0-0	0.000	2	3	5	1	0	1	4	4	19	17.0
LMU	11/25	34	7-9	.778	4-5	.800	0-2	0.000	1	5	6	3	0	2	2	1	18	17.2
at Wyoming	11/28	31	3-6	.500	1-2	.500	1-2	500	1	2	3	0	1	0	2	2	8	15.9
at Utah	12/2	33	7-10	.700	1-2	.500	2-2	1.000	0	1	1	1	0	2	2	2	17	16.0
Utah State	12/5	35	3-11	.272	1-4	.250	1-2	500	2	2	4	5	0	3	2	4	8	15.1
Boise State	12/9	30	7-11	.636	4-4	1.000	0-0	0.000	0	1	1	3	0	1	2	0	18	15.4
Idaho State	12/16	44	2-9	.222	2-8	.250	6-6	1.000	1	0	1	6	0	2	3	4	12	15.1
at Missouri State	12/20	39	2-7	.286	1-5	.200	6-6	1.000	3	1	4	3	0	0	2	2	11	14.8
vs. Nevada	12/21	36	2-6	.333	2-5	.400	6-6	1.000	0	2	2	6	1	0	2	6	12	14.5
at TCU	12/30	37	6-14	.429	3-8	.375	0-0	0.000	1	0	1	4	0	1	3	0	15	14.6
Oklahoma	1/3	34	4-11	.364	4-9	.444	2-2	1.000	0	1	1	4	0	1	3	4	14	14.5
Iowa State	1/6	38	7-11	.636	4-6	.667	0-0	0.000	0	1	1	1	0	0	2	1	18	14.8
at Houston	1/10	33	0-6	.000	0-0	.000	4-4	1.000	0	4	4	1	0	1	5	3	4	14.1
Cincinnati	1/13	38	4-14	.286	3-9	.333	1-2	500	2	3	5	1	1	0	3	0	12	14.0
at Oklahoma State	1/17	32	4-9	.444	1-5	.200	0-0	0.000	1	2	3	0	0	0	2	6	9	13.7
Texas Tech	1/20	33	5-9	.556	2-5	.400	3-4	.750	1	3	4	2	0	1	2	2	15	13.8
at Kansas State	1/27	32	6-13	.462	2-4	.500	0-0	0.000	1	2	3	3	0	0	4	3	14	13.8
at Kansas																	1/31	
West Virginia																	2/3	
Baylor																	2/7	
at Cincinnati																	2/10	
at UCF																	2/13	
Kansas																	2/17	
TCU																	2/21	
at Iowa State																	2/25	
Houston																	2/28	
at Texas																	3/2	
BBig 12 1st Round																	3/7	
Big 12 2nd Round																	3/8	
Big 12 Quarterfinals																	3/9	
Big 12 Semifinals																	3/11	
Big 12 Championship																	3/12	

2023-24	Career
Had a double-double	1 (1-0)
Scored 10+ points	17 (11-6)
Scored 20+ points	-(0-0)
Led BYU in scoring	8 (5-3)
Led BYU in rebounds	-(0-0)
Led BYU in assists	4 (3-1)
Led BYU in steals	1 (0-1)
Led BYU in blocks	1 (1-0)
Made 5+ FGs	11 (7-4)
Made 7+ FGs	7 (5-2)
Made 3+ 3-pt FGs	11 (8-3)
Made 5+ 3-pt FGs	2 (2-0)
Had 3+ assists	9 (5-4)
Had 5+ rebounds	5 (5-0)

CAREER STATISTICS

YEAR	GP-GS	MPG	FG-FGA	PCT	3FG-A	PCT	FT-FTA	PCT	OFF-DEF-REB	R/GM	PF-D	A	A/GM	TO	BLK	B/GM	STL	S/GM	PTS	AVG
2023-2024	21-21	34.9	100-210	.476	54-119	.454	36-44	.818	18-52-70	3.3	53-1	50	2.4	57	4	0.2	18	0.9	290	13.8
-	-	-	-	-	-	-	-	-	-	-	-	-	-	-	-	-	-	-	-	-
-	-	-	-	-	-	-	-	-	-	-	-	-	-	-	-	-	-	-	-	-
-	-	-	-	-	-	-	-	-	-	-	-	-	-	-	-	-	-	-	-	-
-	-	-	-	-	-	-	-	-	-	-	-	-	-	-	-	-	-	-	-	-
TOTAL	21-21	34.9	100-210	.476	54-119	.454	36-44	.818	18-52-70	3.3	53-1	50	2.4	57	4	0.2	18	0.9	290	13.8

BIG 12 CAREER STATISTICS

YEAR	GP-GS	MPG	FG-FGA	PCT	3FG-A	PCT	FT-FTA	PCT	OFF-DEF-REB	R/GM	PF-D	A	A/GM	TO	BLK	B/GM	STL	S/GM	PTS	AVG
2023-24	8-8	34.7	36-87	.414	19-50	.380	10-12	.833	6-16-22	2.8	24-1	17	2.1	19	1	0.1	4	0.5	101	12.6
-	-	-	-	-	-	-	-	-	-	-	-	-	-	-	-	-	-	-	-	-
-	-	-	-	-	-	-	-	-	-	-	-	-	-	-	-	-	-	-	-	-
-	-	-	-	-	-	-	-	-	-	-	-	-	-	-	-	-	-	-	-	-
TOTAL	8-8	34.7	36-87	.414	19-50	.380	10-12	.833	6-16-22	2.8	24-1	17	2.1	19	1	0.1	4	0.5	101	12.6



KAYLEE SMILER

GRADUATE | 5-8 | GUARD | HAMILTON, NEW ZEALAND | MELLVILLE HIGH SCHOOL

2022-23
Started 29 games while appearing in 31 of 33 total games in 2022-23 ... Scored 7.2 points per game on 44.7 percent shooting, going 46.7 percent from behind the arc to lead BYU ... Recorded 27 blocks and 22 steals during her junior campaign ...

2021-22
Played in 22 games ... Averaged 2.5 points, 1.1 rebounds and 1.0 assists in 12.2 minutes per game ... Shot 39.6 percent from the field ... Totaled 21 assists, including three against Pepperdine and LMU ... Made 10 of 32 from behind the arc

2020-21
Played in 24 games, averaging 16.3 minutes per contest ... Posted the second-highest 3-point percentage on the team (.392), knocking down 20 of her 51 attempts ... Averaged 3.1 points, 1.0 assists, 1.0 rebounds and 0.7 steals per game ... Ranked eighth in the WCC in assist/turnover ratio (1.6)

High School

Four-year letterwinner ... Three-time Team MVP 2015, 2016 and 2017 ... Named to Tournament Team in 2017 ... Team placed fourth at National Competition in 2017 ... Played on the Waikato U19 and U23 Club Team ... Team finished first at U19 National Competition in 2017 ... Team finished first at U23 National Competition ... Named to U19 Tournament Team in 2017 ... Played four different sports in high school

Personal

Daughter of Phillip and Loanna Smiler ... Has three brothers and a sister ... Played with her sister on Single A national championship team ... Served as student body president at Melville HS in 2017 ... Also plays piano and sax
Loves Polynesian dancing ... Human Resource Management major, working on master's degree in biology



Instagram: [kaylee_smiler](#)

Twitter: [KayleeSmiler](#)

TikTok: [kaylee_smiler](#)

2023-24 GAME-BY-GAME

OPPONENT	DATE	MIN.	FG-FGA	PCT	3FG-FGA	PCT	FT-FTA	PCT	OFF	DEF	REB	AST	BLK	STL	PF	TO	PTS	AVG
at Montana State	11/7	39	4-6	.667	3-3	1.000	3-4	.750	0	3	3	0	0	4	3	0	14	14.0
Weber State	11/10	36	4-6	.667	2-3	.667	0-0	.000	1	5	6	5	4	0	2	2	10	12.0
Utah Valley	11/14	30	0-7	.000	0-0	.000	0-0	.000	1	1	2	5	0	1	4	0	0	8.7
vs. Wake Forest	11/18	32	3-3	1.000	3-3	1.000	1-2	500	0	1	1	3	1	2	1	4	10	8.5
vs. Saint Louis	11/21	36	2-5	.400	1-3	.333	0-0	.000	1	3	4	5	0	1	3	1	5	7.8
LMU	11/25	33	3-5	.600	1-3	.333	1-2	500	0	2	2	7	3	1	1	0	8	7.8
at Wyoming	11/28	38	1-5	.200	0-2	.000	0-0	.000	0	0	0	2	1	2	2	1	2	7.0
at Utah	12/2	36	1-1	1.000	1-1	1.000	1-2	500	1	4	5	4	0	2	1	2	4	6.6
Utah State	12/5	35	2-4	.500	2-3	.667	1-2	500	0	3	3	3	1	2	5	3	7	6.7
Boise State	12/9	34	3-6	.500	2-2	1.000	0-2	.000	0	2	2	5	2	2	3	3	8	4.1
Idaho State	12/16	37	5-7	.714	2-4	.500	5-6	.833	0	3	2	3	0	4	3	4	17	7.7
at Missouri State	12/20	38	2-4	.500	1-1	1.000	0-0	.000	0	0	0	0	2	1	4	3	7	5.5
vs. Nevada	12/21																	7.5
at TCU	12/30/23																	DID NOT PLAY (INJURY)
at TCU	12/30	39	2-5	.400	1-2	.500	5-7	.714	0	0	5	1	0	3	4	9	7.6	7.5
Oklahoma	1/3	36	2-6	.333	2-4	.500	5-6	.833	1	2	3	4	1	1	0	4	11	7.9
Iowa State	1/6	33	3-9	.333	3-6	.500	0-0	.000	0	2	2	3	2	1	4	2	9	7.9
at Houston	1/10	35	5-7	.714	4-5	.800	1-2	500	0	1	1	2	0	0	4	3	15	8.4
Cincinnati	1/13	37	2-2	1.000	1-1	1.000	4-6	.667	0	1	1	7	0	0	3	4	9	8.4
at Oklahoma State	1/17	30	0-2	.000	0-0	.000	2-2	1.000	0	2	2	3	1	1	3	4	2	8.1
Texas Tech	1/20	38	3-5	.600	2-3	.667	1-2	500	0	4	4	3	1	2	2	2	9	8.1
at Kansas State	1/27	37	3-4	.750	1-1	1.000	2-2	1.000	1	1	2	4	1	2	3	3	9	8.2

SEASON HIGHS

Points: 17 Idaho State (12/16/23)
Rebounds: 5 (x2) at Utah (12/2/23)
Assists: 7 (x2) Cincinnati (1/13/24)
Steals: 4 (x2) at Missouri State (12/20/23)
Blocks: 4 Weber State (11/10/23)
Field Goals: 5 (x2) at Houston (1/10/24)
3-Pointers: 4 at Houston (1/10/24)
Free Throws: 5 (x3) Oklahoma (1/3/24)
Minutes: 39 (x2) at TCU (12/30/23)

CAREER HIGHS

Points: 19 at Saint Mary's (1/18/20)
Rebounds: 6 (x3) San Francisco (2/18/23)
Assists: 8 at LMU (1/12/23)
Steals: 4 (x3) at Missouri State (12/20/23)
Blocks: 4 (x2) Weber State (11/10/23)
Field Goals: 7 (x3) Ball State (11/26/22)
3-Pointers: 4 (x3) at Houston (1/10/24)
Free Throws: 6 Oklahoma (11/15/22)
Minutes: 40 (2x) vs. Washington St. (11/18/22)

PRODUCTION TRACKER

Had a double-double	2023-24	Career
Scored 10+ points	6 (4-2)	15 (8-7)
Scored 20+ points	0 (0-0)	0 (0-0)
Led BYU in scoring	1 (0-1)	1
Led BYU in rebounds	0 (0-0)	0
Led BYU in assists	7 (5-2)	7
Led BYU in steals	2 (0-2)	2
Led BYU in blocks	8 (4-4)	8
Made 5+ FGs	2 (1-1)	5 (3-2)
Made 3+ 3-pt FGs	4 (2-2)	7 (5-2)
Had 3+ assists	11 (7-4)	25 (16-9)
Had 5+ assists	7 (6-1)	7 (6-1)
Had 2+ blocks	5 (4-1)	13 (10-3)
Had 2+ steals	8 (4-4)	16 (11-5)

CAREER STATISTICS

YEAR	GP-GS	MPG	FG-FGA	PCT	3FG-A	PCT	FT-FTA	PCT	OFF-DEF-REB	R/GM	PF-D	A	A/GM	TO	BLK	B/GM	STL	S/GM	PTS	AVG
2019-2020	27-0	9.3	17-44	.386	11-28	.393	3-6	.500	9-35-44	1.6	23-0	21	0.8	17	3	0.1	7	0.3	48	1.8
2020-2021	24-0	16.3	26-66	.394	20-51	.392	2-2	1.000	3-21-24	1.0	30-0	25	1.0	26	7	0.3	16	0.7	74	3.1
2021-2022	22-0	12.2	19-48	.396	10-32	.313	6-8	.750	5-20-25	1.1	22-0	21	1.0	9	3	0.1	10	0.5	54	2.5
2022-2023	31-29	32.1	70-155	.452	45-96	.469	42-53	.768	12-46-58	1.9	82-4	64	2.1	47	28	0.9	24	0.8	227	7.3
2023-2024	20-20	35.5	50-99	.505	31-53	.585	32-47	.681	6-40-46	2.3	51-1	74	3.7	52	23	1.2	28	1.4	163	8.2
TOTAL	124-49	21.1	182-412	.442	117-260	.450	85-116	.733	35-162-197	1.6	208-5	205	1.7	141	64	0.5	85	0.7	566	4.6

BIG 12 CAREER STATISTICS

YEAR	GP-GS	MPG	FG-FGA	PCT	3FG-A	PCT	FT-FTA	PCT	OFF-DEF-REB	R/GM	PF-D	A	A/GM	TO	BLK	B/GM	STL	S/GM	PTS	AVG
2023-24	8-8	35.7	20-40	.500	13-22	.591	20-27	.741	2-13-15	1.9	19-0	31	3.9	26	7	0.9	7	0.9	73	9.1
TOTAL	8-8	35.7	20-40	.500	13-22	.591	20-27	.741	2-13-15	1.9	19-0	31	3.9	26	7	0.9	7	0.9	73	9.1



12



LAUREN GUSTIN

SENIOR | 6-1 | FORWARD | SALEM, UTAH | SALT LAKE CC/SALEM HIGH SCHOOL

2022-23
 Started all 33 games...led NCAA in rebounds per game (16.7)...led NCAA in defensive rebounds per game (11.7)...second in the NCAA in double-doubles (27)...third in the NCAA in minutes per game (38.3)...fourth in offensive rebounds per game (5.0)...broke single-season BYU rebounding record (552); Gustin's 552 rebounds is good for 3rd most in NCAA history... named West Coast Conference Co-Defensive Player of the Year...Preseason and Midseason Top 10 for Katrina McClain Award...Naismith Defensive Player of the Year Watch List...Three-time WCC Player of the Week (Dec. 5, Jan. 9, Feb. 20)...averaged 16.1 points per game, 16.7 rebounds, 2.0 assists

Named AP All-America Honorable Mention...Garnered All-WCC First Team honors...Named WCC Player of the Week on Jan. 18...Led the nation at one point in rebounds per game. Finished the season ranked sixth in the country in the category and first in the WCC with a 12.6 average. Ranked fifth nationally in defensive rebounds per game (9.1)...Tallied 27 points and 20 rebounds, both season-highs, versus Pepperdine on Feb. 4. Her 20 rebounds were the sixth most by a BYU women's basketball player in Marriott Center history and the most since Tina Gunn pulled down 23 boards vs. Utah State in 1980...Ranked 11th in the country in double-doubles with 15...On the team, ranked third in scoring (11.3 ppg) and second in steals (1.0 SPG)...Was the team's leading rebounder in 21 of 24 games played

2021-22
 All-WCC First Team...Finalist for Katrina McClain Award...Led WCC and No. 8 nationally in rebounding average (11.6)...14 double-doubles (No. 28 nationally)...Career-high 21 rebounds at Oklahoma (Dec. 10, 2021)...Led WCC in total rebounds (335) and No. 17 nationally...No. 4 in single-season history at BYU with 335 boards...Led WCC with 4.3 offensive rebounds per game...WCC Player of the Week (Dec. 27, 2021)...Scored in double figures 19 times...double-digit rebounds in 23 games...Shot 50.7 percent from the field (No. 7 in WCC)...No. 14 in career rebounds at BYU with 638

2019-2020
 Played one season averaging a double-double with 19.1 points and 13.1 rebounds per game...Named NJCAA All-America Honorable Mention

Personal
 Daughter of Scarlett and John Gustin...three brothers and one sister...Mom (Scarlett Overly) played basketball at BYU from 1987-1989 where she was a third-team All-American and all-conference honoree...Father played quarterback at Wyoming...Brother (Porter) plays for the Miami Dolphins after playing linebacker and defensive end at USC.

Instagram: [laurengustin9](#)
 Twitter: [laurengus10](#)
 TikTok: [laurengustin8](#)

SEASON HIGHS	
Points:	25 at Kansas State (1/27/24)
Rebounds:	22 vs. Wake Forest (11/18/23)
Assists:	6 Utah Valley (11/14/23)
Steals:	2 Idaho State (12/16/23)
Blocks:	1 (x4) at Houston (1/10/24)
Field Goals:	12 at Kansas State (1/27/24)
3-Pointers:	-
Free Throws:	5 Utah State (12/5/23)
Minutes:	44 (OT) Idaho State (12/16/23)
CAREER HIGHS	
Points:	30 (2x) at Santa Clara (2/16/23)
Rebounds:	27 San Francisco (3/4/23)
Assists:	8 vs. Troy (11/19/22)
Steals:	4 at Oklahoma (12/10/21)
Blocks:	2 (4x) San Diego (1/7/23)
Field Goals:	14 (2x) at Santa Clara (2/16/23)
3-Pointers:	1 (3x) San Francisco (1/19/23)
Free Throws:	7 at Utah State (2/7/20)
Minutes:	45 Pepperdine (2/9/23)

PRODUCTION TRACKER	
Had a double-double	19 (11-8)
Scored 10+ points	20 (11-9)
Scored 20+ points	4 (2-2)
Led BYU in scoring	10 (5-5)
Led BYU in rebounds	21 (12-9)
Led BYU in assists	3 (1-2)
Led BYU in steals	- (0-0)
Led BYU in blocks	1 (0-1)
Had 3+ assists	7 (3-4)
Had 2+ blocks	- (0-0)
Had 10+ rebounds	20 (12-8)
Had 15+ rebounds	10 (6-4)
Had 20+ rebounds	6 (4-2)
Had 24+ rebounds	- (0-0)

CAREER STATISTICS

YEAR	GP-GS	MPG	FG-FGA	PCT	3FG-A	PCT	FT-FTA	PCT	OFF-DEF-REB	R/GM	PF-D	A	A/GM	TO	BLK	B/GM	STL	S/GM	PTS	AVG
2020-2021	24-24	32.7	114-241	.473	0-3	.000	44-64	.688	85-218-303	12.6	53-1	48	2.0	54	6	0.3	23	1.0	272	11.3
2021-2022	29-29	29.1	141-278	.507	0-1	.000	29-60	.483	126-209-335	11.6	56-1	28	1.0	36	7	0.2	37	1.3	311	10.7
2022-2023	33-33	38.3	229-462	.496	3-15	.200	71-130	.546	165-387-552	16.7	87-2	66	2.0	93	16	0.5	23	0.7	532	16.1
2023-2024	21-21	36.0	149-284	.525	0-6	.000	38-95	.400	107-217-324	15.4	58-1	43	2.1	68	4	0.2	9	0.4	336	16.0
TOTAL	107-107	34.1	633-1265	.500	3-25	.120	182-349	.521	483-1031-1514	14.1	254-5	185	1.7	251	33	0.3	92	0.9	1451	13.6

BIG 12 CAREER STATISTICS

YEAR	GP-GS	MPG	FG-FGA	PCT	3FG-A	PCT	FT-FTA	PCT	OFF-DEF-REB	R/GM	PF-D	A	A/GM	TO	BLK	B/GM	STL	S/GM	PTS	AVG
2023-24	8-8	36.6	54-115	.470	0-2	.000	8-21	.381	46-76-122	15.3	23-0	13	1.6	17	1	0.1	3	0.4	116	14.5
TOTAL	8-8	36.6	54-115	.470	0-2	.000	8-21	.381	46-76-122	15.3	23-0	13	1.6	17	1	0.1	3	0.4	116	14.5



15



MCKINLEY WILLARDSON

FRESHMAN | 6-1 | FORWARD | CORONA, CALIFORNIA | SANTIAGO HIGH SCHOOL

High School

Four-year starter and team captain at Santiago High School... California Division I All-State Honoree...Led her team to the 2023 California Division I State Championship...Scored 12.1 points while grabbing 8.9 rebounds per contest during her senior year...Citrus Belt Area Female Athlete of the Year... Holds her high school single-game scoring record with 48 points (as a sophomore)...Averaged 23 points, 12 rebounds and 3 blocks per game in the California State playoffs... Played for EYBL "Team Why Not," sponsored by Air Jordan ...4x All-Conference Scholar Athlete with a 4.0 GPA...Also recruited by St. Mary's, Portland State, San Jose St, Idaho State, Cal State Northridge, Utah Valley, Sacramento State, Cal State Monterey, Cal State Bakersfield and Cal Poly Pomona

Personal

Daughter of Chad and Amber Willardson...Oldest of five children...Cousins Kristen Riley, Lauren Riley and Taylor Maughan played basketball at BYU...Earned the National Seal of Biliiteracy (Spanish) in 2023...Played volleyball and lacrosse in high school...Enjoys surfing, snow skiing, flying planes, painting, concerts and plays



Instagram: [mckinleyravy](#)
LinkedIn: [McKinley Willardson](#)

SEASON HIGHS

Points:	2	Weber State (11/10/23)
Rebounds:	1	Weber State (11/10/23)
Assists:	-	
Steals:	-	
Blocks:	-	
Field Goals:	1	Weber State (11/10/23)
3-Pointers:	-	
Free Throws:	1	Oklahoma (1/3/24)
Minutes:	2	vs. Wake Forest (11/18/23)

CAREER HIGHS

Points:	2	Weber State (11/10/23)
Rebounds:	1	Weber State (11/10/23)
Assists:	-	
Steals:	-	
Blocks:	-	
Field Goals:	1	Weber State (11/10/23)
3-Pointers:	-	
Free Throws:	1	Oklahoma (1/3/24)
Minutes:	2	vs. Wake Forest (11/18/23)

PRODUCTION TRACKER

Had a double-double	- (0-0)	- (0-0)
Scored 10+ points	- (0-0)	- (0-0)
Scored 20+ points	- (0-0)	- (0-0)
Led BYU in scoring	- (0-0)	- (0-0)
Led BYU in rebounds	- (0-0)	- (0-0)
Led BYU in assists	- (0-0)	- (0-0)
Led BYU in steals	- (0-0)	- (0-0)
Led BYU in blocks	- (0-0)	- (0-0)
Made 5+ FGs	- (0-0)	- (0-0)
Made 3+ 3-pt FGs	- (0-0)	- (0-0)
Had 3+ assists	- (0-0)	- (0-0)
Had 3+ blocks	- (0-0)	- (0-0)
Had 5+ rebounds	- (0-0)	- (0-0)
Had 10+ rebounds	- (0-0)	- (0-0)

2023-24 GAME-BY-GAME

OPPONENT	DATE	MIN.	FG-FGA	PCT	3FG-FGA	PCT	FT-FTA	PCT	OFF	DEF	REB	AST	BLK	STL	PF	TO	PTS	AVG
at Montana State	11/7																	
Weber State	11/10	1	1-1	1.000	0-0	.000	0-0	.000	1	0	1	0	0	0	0	2	2	0.6
Utah Valley	11/14																	
vs. Wake Forest	11/18	2	0-0	.000	0-0	.000	0-0	.000	0	0	0	1	0	0	0	0	0	0.0
vs. Saint Louis	11/21																	
LMU	11/25																	
at Wyoming	11/28																	
at Utah	12/2																	
Utah State	12/5																	
Boise State	12/9	1	0-0	.000	0-0	.000	0-0	.000	0	0	0	0	0	0	0	0	0	0.0
Idaho State	12/16																	
at Missouri State	12/20																	
vs. Nevada	12/21																	
at TCU	12/30																	
Oklahoma	1/3	1	0-0	.000	0-0	.000	1-2	.500	0	0	0	0	0	0	0	1	0	0.8
Iowa State	1/6																	
at Houston	1/10																	
Cincinnati	1/13																	
at Oklahoma State	1/17	1	0-0	.000	0-0	.000	0-0	.000	0	0	0	0	0	0	1	0	0	0.6
Texas Tech	1/20																	
at Kansas State	1/27																	
at Kansas																		
West Virginia																		
Baylor																		
at Cincinnati																		
at UCF																		
Kansas																		
TCU																		
at Iowa State																		
Houston																		
at Texas																		
Big 12 1st Round																		
Big 12 2nd Round																		
Big 12 Quarterfinals																		
Big 12 Semifinals																		
Big 12 Championship																		

CAREER STATISTICS

YEAR	GP-GS	MPG	FG-FGA	PCT	3FG-A	PCT	FT-FTA	PCT	OFF-DEF-REB	R/GM	PF-D	A	A/GM	TO	BLK	B/GM	STL	S/GM	PTS	AVG
2023-2024	5-0	1.4	1-1	1.000	0-0	.000	1-2	.500	1-0-1	0.2	0-0	1	0.2	1	0	0.0	0	0.0	3	0.6
-	-	-	-	-	-	-	-	-	-	-	-	-	-	-	-	-	-	-	-	-
-	-	-	-	-	-	-	-	-	-	-	-	-	-	-	-	-	-	-	-	-
-	-	-	-	-	-	-	-	-	-	-	-	-	-	-	-	-	-	-	-	-
-	-	-	-	-	-	-	-	-	-	-	-	-	-	-	-	-	-	-	-	-
TOTAL	5-0	1.4	1-1	1.000	0-0	.000	1-2	.500	1-0-1	0.2	0-0	1	0.2	1	0	0.0	0	0.0	3	0.6

BIG 12 CAREER STATISTICS

YEAR	GP-GS	MPG	FG-FGA	PCT	3FG-A	PCT	FT-FTA	PCT	OFF-DEF-REB	R/GM	PF-D	A	A/GM	TO	BLK	B/GM	STL	S/GM	PTS	AVG
2023-24	2-0	1.2	0-0	.000	0-0	.000	1-2	.500	0-0-0	0.0	0-0	0	0.0	0	0	0.0	0	0.0	1	0.5
-	-	-	-	-	-	-	-	-	-	-	-	-	-	-	-	-	-	-	-	-
-	-	-	-	-	-	-	-	-	-	-	-	-	-	-	-	-	-	-	-	-
-	-	-	-	-	-	-	-	-	-	-	-	-	-	-	-	-	-	-	-	-
TOTAL	2-0	1.2	0-0	.000	0-0	.000	1-2	.500	0-0-0	0.0	0-0	0	0.0	0	0	0.0	0	0.0	1	0.5





MARINA MATA

FRESHMAN | 6-1 | FORWARD | BARBASTRO, SPAIN | INSTITUTO JOAQUIM BLUME EN BARCELONA

Before BYU
 Played for the U18 Spanish National Team in the U18 Women's European Championship where she helped Spain earn a bronze medal in the tournament while averaging 11.2 points, 6.5 rebounds and 0.8 assists.

Personal
 Daughter of Patricia y Miguel Ángel...Has a brother named Sergio...Played for the Spanish World Cup Team...Working on a degree in psychology

In Spain's win over Latvia in the opening round, Mata went 6-for-6 from the field to total 16 points, 9 rebounds, two assists and two blocks.

Instagram: [mariinamata](#)
 Twitter: [mariinamata](#)
 TikTok: [mariinamata](#)

SEASON HIGHS

Points:	2	vs. Wake Forest (11/18/23)
Rebounds:	1	vs. Wake Forest (11/18/23)
Assists:	-	
Steals:	-	
Blocks:	-	
Field Goals:	-	
3-Pointers:	-	
Free Throws:	2	vs. Wake Forest (11/18/23)
Minutes:	8	Weber State (11/10/23)

CAREER HIGHS

Points:	2	vs. Wake Forest (11/18/23)
Rebounds:	1	vs. Wake Forest (11/18/23)
Assists:	-	
Steals:	-	
Blocks:	-	
Field Goals:	-	
3-Pointers:	-	
Free Throws:	2	vs. Wake Forest (11/18/23)
Minutes:	8	Weber State (11/10/23)

PRODUCTION TRACKER

	2023-24	Career
Had a double-double	-(0-0)	-(0-0)
Scored 10+ points	-(0-0)	-(0-0)
Scored 20+ points	-(0-0)	-(0-0)
Led BYU in scoring	-(0-0)	-(0-0)
Led BYU in rebounds	-(0-0)	-(0-0)
Led BYU in assists	-(0-0)	-(0-0)
Led BYU in steals	-(0-0)	-(0-0)
Led BYU in blocks	-(0-0)	-(0-0)
Made 5+ FGs	-(0-0)	-(0-0)
Made 3+ 3-pt FGs	-(0-0)	-(0-0)
Had 3+ assists	-(0-0)	-(0-0)
Had 3+ blocks	-(0-0)	-(0-0)
Had 5+ rebounds	-(0-0)	-(0-0)
Had 10+ rebounds	-(0-0)	-(0-0)

2023-24 GAME-BY-GAME

OPPONENT	DATE	MIN.	FG-FGA	PCT	3FG-FGA	PCT	FT-FTA	PCT	OFF	DEF	REB	AST	BLK	STL	PF	TO	PTS	AVG
at Montana State	11/7																	
Weber State	11/10	8	0-1	.000	0-1	.000	0-0	.000	0	0	0	0	0	0	0	0	0	0.0
Utah Valley	11/14	1	0-0	.000	0-0	.000	0-0	.000	0	0	0	0	0	0	0	0	0	0.0
vs. Wake Forest	11/18	6	0-1	.000	0-0	.000	2-2	1.000	0	1	1	0	0	0	3	2	2	0.6
vs. Saint Louis	11/21	2	0-0	.000	0-0	.000	0-0	.000	0	0	0	0	0	0	1	1	0	0.5
LMU	11/25																	
at Wyoming	11/28																	
at Utah	12/2	1	0-0	.000	0-0	.000	0-0	.000	0	0	0	0	0	0	0	0	0	0.4
Utah State	12/5	1	0-0	.000	0-0	.000	0-0	.000	0	0	0	0	0	0	0	0	0	0.3
Boise State	12/9	2	0-0	.000	0-0	.000	0-0	.000	0	0	0	0	0	0	0	1	0	0.3
Idaho State	12/16																	
at Missouri State	12/20																	
vs. Nevada	12/21	1	0-0	.000	0-0	.000	0-0	.000	0	0	0	0	0	0	0	0	0	0.3
at TCU	12/30	1	0-0	.000	0-0	.000	0-0	.000	0	0	0	0	0	0	0	0	0	0.2
Oklahoma	1/3	1	0-0	.000	0-0	.000	0-0	.000	0	0	0	0	0	0	0	0	0	0.2
Iowa State	1/6																	
at Houston	1/10																	
Cincinnati	1/13																	
at Oklahoma State	1/17	3	0-0	.000	0-0	.000	0-0	.000	0	1	1	0	0	0	0	0	0	0.2
Texas Tech	1/20																	
at Kansas State	1/27																	
at Kansas																		
West Virginia		2/3																
Baylor		2/7																
at Cincinnati		2/10																
at UCF		2/13																
Kansas		2/17																
TCU		2/21																
at Iowa State		2/25																
Houston		2/28																
at Texas		3/2																
Big 12 1st Round		3/7																
Big 12 2nd Round		3/8																
Big 12 Quarterfinals		3/9																
Big 12 Semifinals		3/11																
Big 12 Championship		3/12																

CAREER STATISTICS

YEAR	GP-GS	MPG	FG-FGA	PCT	3FG-A	PCT	FT-FTA	PCT	OFF-DEF-REB	R/GM	PF-D	A	A/GM	TO	BLK	B/GM	STL	S/GM	PTS	AVG
2023-2024	11-0	2.3	0-2	.000	0-1	.000	2-2	1.000	0-2-2	0.2	4-0	0	0.0	4	0	0.0	0	0.0	2	0.2
-	-	-	-	-	-	-	-	-	-	-	-	-	-	-	-	-	-	-	-	-
-	-	-	-	-	-	-	-	-	-	-	-	-	-	-	-	-	-	-	-	-
-	-	-	-	-	-	-	-	-	-	-	-	-	-	-	-	-	-	-	-	-
-	-	-	-	-	-	-	-	-	-	-	-	-	-	-	-	-	-	-	-	-
TOTAL	11-0	2.3	0-2	.000	0-1	.000	2-2	1.000	0-2-2	0.2	4-0	0	0.0	4	0	0.0	0	0.0	2	0.2

BIG 12 CAREER STATISTICS

YEAR	GP-GS	MPG	FG-FGA	PCT	3FG-A	PCT	FT-FTA	PCT	OFF-DEF-REB	R/GM	PF-D	A	A/GM	TO	BLK	B/GM	STL	S/GM	PTS	AVG
2023-24	3-0	1.8	0-0	.000	0-0	.000	0-0	.000	0-1-1	0.3	0-0	0	0-0	0	0	0.0	0	0.0	0	0.0
-	-	-	-	-	-	-	-	-	-	-	-	-	-	-	-	-	-	-	-	-
-	-	-	-	-	-	-	-	-	-	-	-	-	-	-	-	-	-	-	-	-
-	-	-	-	-	-	-	-	-	-	-	-	-	-	-	-	-	-	-	-	-
TOTAL	3-0	1.8	0-0	.000	0-0	.000	0-0	.000	0-1-1	0.3	0-0	0	0-0	0	0	0.0	0	0.0	0	0.0



21



HEATHER HAMSON

JUNIOR | 6-3 | FORWARD | LINDON, UTAH | PLEASANT GROVE HIGH SCHOOL

2022-23

Hamson appeared in 21 games for the Cougars during the 2022-23 campaign and contributed 1.1 points on 53.3 percent shooting, 0.4 rebounds per game.

High School

Earned Utah 5A All-State selection in 2021 at Pleasant Grove High School...Named to the Utah 5A Academic All-State Team...Also earned All-State honors in volleyball where she led Pleasant Grove to the 2019 5A volleyball state championship

Personal

Daughter of David and Tresa...Mother, Tresa Spaulding Hamson, played basketball at BYU from 1983-1987. Heather's sisters Jennifer and Sara also suited up for the BYU women's team...Majoring in exercise science with the desire to go into athletic training

2023-24 GAME-BY-GAME

OPPONENT	DATE	MIN.	FG-FGA	PCT	3FG-FGA	PCT	FT-FTA	PCT	OFF	DEF	REB	AST	BLK	STL	PF	TO	PTS	AVG
at Montana State	11/7	1	0-0	.000	0-0	.000	0-0	.000	0	0	0	0	0	0	0	0	0	0.0
Weber State	11/10	6	1-2	.500	0-0	.000	1-3	.333	0	0	0	0	0	1	0	0	3	1.5
Utah Valley	11/14	1	0-0	.000	0-0	.000	0-0	.000	0	0	0	0	0	0	1	1	0	1.0
vs. Wake Forest	11/18	4	0-1	.000	0-0	.000	0-0	.000	0	3	3	0	1	0	1	0	0	0.8
vs. Saint Louis	11/21	2	0-0	.000	0-0	.000	0-0	.000	0	0	0	0	0	0	0	0	0	0.6
Weber State (11/10/23)																		
LMU	11/25	2	0-0	.000	0-0	.000	0-0	.000	0	0	0	0	0	0	0	1	0	0.5
at Wyoming	11/28																	
DID NOT PLAY																		
at Utah	12/2	1	0-0	.000	0-0	.000	0-0	.000	0	0	0	0	0	0	0	0	0	0.4
Utah State	12/5																	
DID NOT PLAY																		
Boise State	12/9	2	1-1	1.000	0-0	.000	0-0	.000	0	0	0	0	0	0	0	0	2	0.6
Idaho State	12/16																	
DID NOT PLAY																		
at Missouri State	12/20																	
DID NOT PLAY																		
vs. Nevada	12/21	9	3-3	1.000	0-0	.000	0-0	.000	0	0	0	0	0	0	1	0	6	1.2
at TCU	12/30	5	0-1	.000	0-0	.000	0-0	.000	0	0	0	0	0	0	0	1	0	1.1
Oklahoma	1/3																	
DID NOT PLAY																		
Iowa State	1/6																	
DID NOT PLAY																		
at Houston	1/10																	
DID NOT PLAY																		
Cincinnati	1/13																	
DID NOT PLAY																		
at Oklahoma State	1/17	2	0-0	.000	0-0	.000	2-2	1.000	2	1	3	0	0	0	0	2	2	1.2
Texas Tech	1/20																	
DID NOT PLAY																		
at Kansas State	1/27																	
DID NOT PLAY																		
at Kansas	1/31																	
DID NOT PLAY																		
West Virginia	2/3																	
Baylor	2/7																	
at Cincinnati	2/10																	
at UCF	2/13																	
Kansas	2/17																	
TCU	2/21																	
at Iowa State	2/25																	
Houston	2/28																	
at Texas	3/2																	
Big 12 1st Round	3/7																	
Big 12 2nd Round	3/8																	
Big 12 Quarterfinals	3/9																	
Big 12 Semifinals	3/11																	
Big 12 Championship	3/12																	

SEASON HIGHS

Points:	6	vs. Nevada (12/21/23)
Rebounds:	-	
Assists:	1	Weber State (11/10/23)
Steals:	1	Weber State (11/10/23)
Blocks:	-	
Field Goals:	3	vs. Nevada (12/21/23)
3-Pointers:	-	
Free Throws:	2	at Oklahoma St. (1/17/24)
Minutes:	9	vs. Nevada (12/21/23)

CAREER HIGHS

Points:	6 (x3)	vs. Nevada (12/21/23)
Rebounds:	2 (2x)	Pepperdine (3/3/23)
Assists:	1 (6x)	LMU (2/11/23)
Steals:	1	Saint Mary's (12/31/22)
Blocks:	2	Saint Mary's (12/31/22)
Field Goals:	3	vs. Nevada (12/21/23)
3-Pointers:	-	
Free Throws:	4	at LMU (1/12/23)
Minutes:	14	at LMU (1/12/23)

PRODUCTION TRACKER

Had a double-double	- (0-0)	- (0-0)
Scored 10+ points	- (0-0)	- (0-0)
Scored 20+ points	- (0-0)	- (0-0)
Led BYU in scoring	- (0-0)	- (0-0)
Led BYU in rebounds	- (0-0)	- (0-0)
Led BYU in assists	- (0-0)	- (0-0)
Led BYU in steals	- (0-0)	- (0-0)
Led BYU in blocks	- (0-0)	- (0-0)
Made 5+ FGs	- (0-0)	- (0-0)
Made 3+ 3-pt FGs	- (0-0)	- (0-0)
Had 3+ assists	- (0-0)	- (0-0)
Had 3+ blocks	- (0-0)	- (0-0)
Had 5+ rebounds	- (0-0)	- (0-0)
Had 10+ rebounds	- (0-0)	- (0-0)

CAREER STATISTICS

YEAR	GP-GS	MPG	FG-FGA	PCT	3FG-A	PCT	FT-FTA	PCT	OFF-DEF-REB	R/GM	PF-D	A	A/GM	TO	BLK	B/GM	STL	S/GM	PTS	AVG
2022-23	21-0	4.2	8-15	.533	0-0	.000	7-8	.875	4-5-9	0.4	12-0	6	0.3	8	2	0.1	1	0.1	23	1.1
2023-24	11-0	3.1	5-8	.625	0-0	.000	3-5	.600	2-4-6	0.5	3-0	1	0.1	5	1	0.1	1	0.1	13	1.2
--	--	--	--	--	--	--	--	--	--	--	--	--	--	--	--	--	--	--	--	--
--	--	--	--	--	--	--	--	--	--	--	--	--	--	--	--	--	--	--	--	--
TOTAL	32-0	3.8	13-23	.565	0-0	.000	10-13	.769	6-9-15	0.5	15-0	7	0.2	13	3	0.1	2	0.1	36	1.1

BIG 12 CAREER STATISTICS

YEAR	GP-GS	MPG	FG-FGA	PCT	3FG-A	PCT	FT-FTA	PCT	OFF-DEF-REB	R/GM	PF-D	A	A/GM	TO	BLK	B/GM	STL	S/GM	PTS	AVG
2023-24	2-0	3.5	0-1	.000	0-0	.000	2-2	1.000	2-1-3	1.5	0-0	0	0.0	3	0	0.0	0	0.0	2	1.0
TOTAL	2-0	3.5	0-1	.000	0-0	.000	2-2	1.000	2-1-3	1.5	0-0	0	0.0	3	0	0.0	0	0.0	2	1.0



24



ROSE BUBAKAR

JUNIOR | 6-0 | GUARD | FREDERICK, MARYLAND | FREDERICK HIGH SCHOOL

2022-23
Appeared in all 33 games, starting in 11 for the Cougars a year ago...Bubakar contributed 6.7 points per contest on a 44.6 percent clip...the sophomore also grabbed 3.0 rebounds, dished 1.0 assists and 0.6 assists.

Before BYU
Prepped at Frederick High School where she was a three-time all-state selection...Two-time state champion...Won two CMS titles...Three-time CMC divisional champ...Helped win three region titles

Personal
Parents are Caroline and Kabeya Bubakar... Undecided on major...Loves to dance and can play guitar and piano

2021-22
Played in 18 games...Averaged 6.6 minutes per game, scoring 2.2 points...Shot 34.1 percent from the field...Averaged 1.6 rebounds...Season-high 8 points against Utah State...Scored 6 points against Santa Clara with two 3-pointers...Season-high 4 rebounds against Pacific...Played a season-high 11 minutes against Pepperdine and had 3 points, 1 assist, 1 steal and 3 rebounds

Instagram: @roseball24
Twitter: @roseball24
TikTok: @roseball24

SEASON HIGHS

Points: 11 vs. Iowa State (1/6/24)
Rebounds: 6 at Houston (1/10/24)
Assists: 5 at Kansas State (1/27/24)
Steals: 2 vs. Saint Louis (11/21/23)
Blocks: 1 vs. Texas Tech (1/20/24)
Field Goals: 5 Iowa State (1/6/24)
3-Pointers: 1 (x3) Iowa State (1/6/24)
Free Throws: 6 vs. Saint Louis (11/21/23)
Minutes: 20 (x2) at Houston (1/10/24)

CAREER HIGHS

Points: 19 vs. Troy (11/19/22)
Rebounds: 8 vs. Washington State (11/18/22)
Assists: 5 at Kansas State (1/27/24)
Steals: 2 (x4) vs. Saint Louis (11/21/23)
Blocks: 2 San Francisco (1/19/23)
Field Goals: 7 vs. Washington State (11/18/22)
3-Pointers: 2 LMU (2/11/23)
Free Throws: 6 vs. Troy (11/19/22)
Minutes: 35 at Boise State (12/1/22)

PRODUCTION TRACKER

Had a double-double - (0-0)
Scored 10+ points 1 (0-1)
Scored 20+ points - (0-0)
Led BYU in scoring - (0-0)
Led BYU in rebounds - (0-0)
Led BYU in assists 1 (0-1)
Led BYU in steals - (0-0)
Led BYU in blocks - (0-0)
Made 5+ FGs 1 (0-1)
Made 3+ 3-pt FGs - (0-0)
Had 3+ assists 2 (0-2)
Had 2+ steals - (0-0)
Had 5+ rebounds 1 (0-1)
Had 10+ rebounds - (0-0)

2023-24 GAME-BY-GAME

Table with 20 columns: OPPONENT, DATE, MIN, FG-FGA, PCT, 3FG-FGA, PCT, FT-FTA, PCT, OFF, DEF, REB, AST, BLK, STL, PF, TO, PTS, AVG. Rows include games against Montana State, Weber State, Utah Valley, Wake Forest, Saint Louis, LMU, Wyoming, Utah, Utah State, Boise State, Idaho State, Missouri State, Nevada, TCU, Oklahoma, Iowa State, Houston, Cincinnati, Oklahoma State, Texas Tech, Kansas State, West Virginia, Baylor, Cincinnati, UCF, Kansas, TCU, Iowa State, Houston, Texas, Big 12 1st Round, Big 12 2nd Round, Big 12 Quarterfinals, Big 12 Semifinals, Big 12 Championship.

CAREER STATISTICS

Table with 20 columns: YEAR, GP-GS, MPG, FG-FGA, PCT, 3FG-A, PCT, FT-FTA, PCT, OFF-DEF-REB, R/GM, PF-D, A, A/GM, TO, BLK, B/GM, STL, S/GM, PTS, AVG. Includes a TOTAL row.

BIG 12 CAREER STATISTICS

Table with 20 columns: YEAR, GP-GS, MPG, FG-FGA, PCT, 3FG-A, PCT, FT-FTA, PCT, OFF-DEF-REB, R/GM, PF-D, A, A/GM, TO, BLK, B/GM, STL, S/GM, PTS, AVG. Includes a TOTAL row.



25



EMMA CALVERT

JUNIOR | 6-5 | FORWARD | FARR WEST, UTAH | FREMONT HIGH SCHOOL

2022-23

Calvert appeared in all 33 games for the Cougars, starting 28 while averaging 6.9 points on 46.5 percent shooting, 35.5 percent from three-point land and a team-best 89.2 percent from the charity stripe...the sophomore also pulled down 3.8 rebounds, dished 1.5 assists and 1.0 blocks per contest.

2021-22

Played in 23 games...Averaged 4.7 points and 2.3 rebounds in 9.6 minutes per game...Shot 49.4 percent from the field Scored in double-figures twice (13 at Santa Clara, 10 vs. Utah State)...Season-high 13 points came in 8 minutes at Santa Clara...Hit two 3-pointers in a game twice (Utah State, Santa Clara)...Scored 9 against Boise State and 8 at Utah...Season-high five rebounds against Lipscomb and Utah State...Posted 17 blocks on the year, including a season-high 3 vs. Santa Clara at home...Had multiple blocks in five games

Before BYU

2021 Gatorade Player of the Year out of Fremont High School...A four-star ESPN recruit...Four-time all-state selection...In 2020, set the state record for field goal percentage and was named the 6A Deseret News MVP, an all-state selectin and named to all-tournament team...Two-time Deseret News MVP...USA Today All-Utah First Team in 2020 and second team in 2019...Four-time 6A all-tournament team...Helped lead Fremont to a state championship in 2018

Personal

Parents are Jon and Diane...Information Systems major in the Marriott School of Business...Also plays piano

Instagram: [emmascalvert25](#)
Twitter: [emmascalvert25](#)
TikTok: [emmascalvert25](#)

SEASON HIGHS

Points: 22 vs. Saint Louis (11/21/23)
Rebounds: 14 Boise State (12/9/23)
Assists: 4 vs. Saint Louis (11/21/23)
Steals: 2 (x2) at TCU (12/30/23)
Blocks: 5 Idaho State (12/16/23)
Field Goals: 8 Utah Valley (11/14/23)
3-Pointers: 3 at Wyoming (11/28/23)
Free Throws: 7 Utah State (12/5/23)
Minutes: 33 at Kansas State (1/27/24)

CAREER HIGHS

Points: 22 vs. Saint Louis (11/21/23)
Rebounds: 14 Boise State (12/9/23)
Assists: 5 Pepperdine (2/9/23)
Steals: 2 (x7) at TCU (12/30/23)
Blocks: 5 Idaho State (12/16/23)
Field Goals: 8 Utah Valley (11/14/23)
3-Pointers: 5 vs. San Francisco (3/4/23)
Free Throws: 5 (x2) vs. Saint Louis (11/21/23)
Minutes: 39 Pepperdine (2/9/23)

PRODUCTION TRACKER

Had a double-double	1 (1-0)	1 (1-0)
Scored 10+ points	6 (4-2)	17 (9-8)
Scored 20+ points	1 (1-0)	1 (1-0)
Led BYU in scoring	1 (1-0)	1 (1-0)
Led BYU in rebounds	1 (1-0)	1 (1-0)
Led BYU in assists	- (0-0)	- (0-0)
Led BYU in steals	2 (0-2)	2 (0-2)
Led BYU in blocks	13 (4-3)	13 (10-3)
Made 5+ FGs	4 (2-2)	9 (5-4)
Made 3+ 3-pt FGs	1 (0-1)	2 (1-1)
Had 3+ assists	3 (3-0)	9 (6-3)
Had 2+ blocks	9 (8-1)	24 (19-5)
Had 5+ rebounds	7 (6-1)	20 (12-8)
Had 10+ rebounds	2 (2-0)	2 (2-0)

2023-24 GAME-BY-GAME

OPPONENT	DATE	MIN	FG-FGA	PCT	3FG-FGA	PCT	FT-FTA	PCT	OFF	DEF	REB	AST	BLK	STL	PF	TO	PTS	AVG
at Montana State	11/7	13	0-1	.000	0-1	.000	0-2	.000	0	3	3	2	1	0	3	0	0	0.0
Weber State	11/10	22	3-4	.750	1-1	1.000	0-0	.000	0	2	2	0	2	0	2	2	7	3.5
Utah Valley	11/14	21	4-6	.667	1-2	.500	0-0	.000	2	3	5	1	4	0	3	2	9	5.3
vs. Wake Forest	11/18	17	2-3	.667	0-0	.000	3-3	1.000	1	1	2	0	1	0	4	5	7	5.8
vs. Saint Louis	11/21	25	8-10	.800	1-1	1.000	5-9	.556	0	7	7	4	2	0	2	2	22	9.0
LMU	11/25	17	2-5	.400	0-3	.000	0-0	.000	0	3	0	0	2	0	2	0	4	8.2
at Wyoming	11/28	20	6-8	.750	3-5	.600	1-2	.500	1	0	1	1	2	1	2	1	16	9.3
Utah Valley	12/2	25	6-13	.462	0-3	.000	0-0	.000	2	2	4	1	1	1	2	2	12	9.6
at Wyoming	12/5	28	3-5	.600	1-3	.333	7-10	.700	2	6	8	1	1	1	4	1	14	10.1
Utah State	12/9	27	3-9	.333	0-2	.000	0-0	.000	2	12	14	3	3	2	5	3	6	9.7
Boise State	12/9	27	3-9	.333	0-2	.000	0-0	.000	2	12	14	3	3	2	5	3	6	9.7
Idaho State	12/16	32	4-10	.400	0-5	.000	3-4	.750	0	3	3	3	5	0	3	2	11	9.8
at Missouri State	12/20	19	3-5	.600	0-1	.000	0-0	.000	0	3	3	1	0	0	3	4	6	9.5
vs. Nevada	12/21	28	2-5	.400	1-3	.333	3-4	.750	1	8	9	1	3	0	4	2	8	9.4
at TCU	12/30	22	3-7	.439	2-3	.666	0-0	.000	0	5	5	1	0	2	4	1	8	9.3
Oklahoma	1/3	23	2-13	.154	2-10	.200	0-0	.000	0	0	0	0	0	0	1	1	6	9.1
Iowa State	1/6	22	4-6	.667	1-2	.500	0-0	.000	0	2	2	2	1	1	4	1	9	9.1
at Houston	1/10	7	1-2	.500	0-1	.000	0-0	.000	0	1	1	0	1	0	1	2	2	8.6
Cincinnati	1/13	35	5-9	.556	0-3	.000	1-2	.500	2	8	10	2	3	1	3	3	11	8.8
at Oklahoma State	1/17	13	2-6	.333	1-2	.500	0-0	.000	0	4	4	0	0	1	4	2	5	8.6
Texas Tech	1/20	26	3-7	.429	0-2	.000	0-0	.000	0	4	4	1	3	0	3	0	6	8.5
at Kansas State	1/27	33	2-6	.333	0-2	.000	1-4	.250	0	4	4	0	0	1	2	3	5	8.3
at Kansas	1/31																	
West Virginia	2/3																	
Baylor	2/7																	
at Cincinnati	2/10																	
at UCF	2/13																	
Kansas	2/17																	
TCU	2/21																	
at Iowa State	2/25																	
Houston	2/28																	
at Texas	3/2																	
Big 12 1st Round	3/7																	
Big 12 2nd Round	3/8																	
Big 12 Quarterfinals	3/9																	
Big 12 Semifinals	3/11																	
Big 12 Championship	3/12																	

CAREER STATISTICS

YEAR	GP-GS	MPG	FG-FGA	PCT	3FG-A	PCT	FT-FTA	PCT	OFF-DEF-REB	R/GM	PF-D	A	A/GM	TO	BLK	B/GM	STL	S/GM	PTS	AVG
2021-2022	23-0	9.6	43-87	.494	8-32	.250	13-16	.813	20-33-53	2.3	37-1	13	0.6	21	17	0.7	5	0.2	107	4.7
2022-2023	33-28	21.0	86-185	.465	22-62	.355	33-37	.892	27-100-127	3.8	94-4	48	1.5	81	34	1.0	13	0.4	227	6.9
2023-2024	21-12	22.6	68-140	.486	14-55	.255	24-40	.600	13-81-94	4.5	62-1	24	1.1	39	35	1.7	12	0.6	174	8.3
---	---	---	---	---	---	---	---	---	---	---	---	---	---	---	---	---	---	---	---	---
---	---	---	---	---	---	---	---	---	---	---	---	---	---	---	---	---	---	---	---	---
TOTAL	77-40	18.0	197-412	.478	44-149	.295	70-93	.753	60-214-274	3.6	193-6	85	1.1	141	86	1.1	30	0.4	508	6.6

BIG 12 CAREER STATISTICS

YEAR	GP-GS	MPG	FG-FGA	PCT	3FG-A	PCT	FT-FTA	PCT	OFF-DEF-REB	R/GM	PF-D	A	A/GM	TO	BLK	B/GM	STL	S/GM	PTS	AVG
2023-24	8-8	22.8	22-56	.393	6-25	.240	2-6	.333	2-28-30	3.7	3-8	6	0.8	13	1.6	1.0	7	0.8	52	6.5
TOTAL	8-8	22.8	22-56	.393	6-25	.240	2-6	.333	2-28-30	3.7	3-8	6	0.8	13	1.6	1.0	7	0.8	52	6.5



30

LAUREN DAVENPORT

JUNIOR | 5-11 | GUARD | IDAHO FALLS, IDAHO | BOSTON UNIVERSITY



2021-22 & 2022-23 (Boston University)
 Appeared in 31 games, making 14 starts...Named the team's Most Improved Player after averaging 5.9 points in 19.9 minutes per game on 35.6 percent shooting, including 30.3 percent from three...Notched her first-career game in double digits with 12 points, seven rebounds, and five assists against Hartford (Nov. 19, 2022)...Drained two three-pointers for 10 points at Boston College (Dec. 4, 2022)...Recorded a career-high 16 points against American (Jan. 8, 2023)...Made five of six shots for 11 points at Army West Point (Jan. 15, 2023)...Scored 14 points in the Patriot League Quarterfinals against Loyola Maryland (March 6, 2023)...Registered 12 points and a team-high six boards in the Patriot League Championship game vs. Holy Cross (March 12, 2023)

High School
 Idaho 5A Defensive Player of the Year (2021)...Idaho 5A First Team All-Conference (2019, 2020, 2021)...Owns six school records at Thunder Ridge High School...Played volleyball in high school...Also plays piano, loves surfing and traveling

Personal
 Born in Idaho Falls, Idaho...Parents are David and Katie Davenport...Behavioral Health and Science major...Has two brothers and a sister (Cole, Connor and Paige)...Also recruited by Boise State, Gonzaga, Pepperdine, Utah and Wyoming

Instagram: [laur_davenport](#)

SEASON HIGHS

Points:	15	at Houston (1/10/24)
Rebounds:	7	at Montana State (11/7/23)
Assists:	3 (x2)	vs. Nevada (12/21/23)
Steals:	1 (x5)	Cincinnati (1/13/24)
Blocks:	2 (x4)	Cincinnati (1/13/24)
Field Goals:	7	at Houston (1/10/24)
3-Pointers:	3 (x2)	Cincinnati (1/13/24)
Free Throws:	4	at Montana State (11/7/23)
Minutes:	34	Utah Valley (11/14/23)

CAREER HIGHS

Points:	16	vs. American (1/8/23)
Rebounds:	8	vs. Lehigh (1/28/23)
Assists:	5	vs. Hartford (11/19/22)
Steals:	2 (x3)	at Holy Cross (3/1/23)
Blocks:	2 (x8)	Cincinnati (1/13/24)
Field Goals:	7	at Houston (1/10/24)
3-Pointers:	4	vs. Loyola Maryland (3/6/23)
Free Throws:	5	vs. Lehigh (1/28/23)
Minutes:	34	Utah Valley (11/14/23)

PRODUCTION TRACKER

Had a double-double	2023-24 (0-0)	Career (0-0)
Scored 10+ points	5 (3-2)	13 (9-4)
Scored 20+ points	(0-0)	(0-0)
Led BYU in scoring	2 (0-2)	2 (0-2)
Led BYU in rebounds	(0-0)	(0-0)
Led BYU in assists	(0-0)	(0-0)
Led BYU in steals	2 (1-1)	2 (1-1)
Led BYU in blocks	2 (0-2)	2 (0-2)
Made 5+ FGs	1 (0-1)	6 (4-2)
Made 3+ 3-pt FGs	2 (1-1)	4 (2-2)
Made 5+ 3-pt FGs	(0-0)	(0-0)
Had 3+ assists	2 (2-0)	5 (5-0)
Had 2+ blocks	4 (3-1)	8
Had 5+ rebounds	3 (2-1)	12 (8-4)

2023-24 GAME-BY-GAME

OPPONENT	DATE	MIN.	FG-FGA	PCT	3FG-FGA	PCT	FT-FTA	PCT	OFF	DEF	REB	AST	BLK	STL	PF	TO	PTS	AVG
at Montana State	11/7	32	3-8	.375	2-4	.500	4-4	1.000	1	6	7	2	0	0	2	7	12	12.0
Weber State	11/10	24	1-3	.333	1-3	.333	0-0	.000	0	2	2	0	1	0	3	3	3	7.5
Utah Valley	11/14	34	2-9	.222	1-5	.200	0-0	.000	0	4	4	2	0	1	1	2	5	6.7
vs. Wake Forest	11/18	22	1-5	.200	1-2	.500	0-0	.000	0	3	3	3	0	1	0	3	3	5.8
vs. Saint Louis	11/21	16	1-3	.333	1-2	.500	0-0	.000	0	3	3	0	0	0	0	0	3	5.2
LMU	11/25	17	3-4	.750	0-1	.000	1-1	1.000	2	1	3	1	0	0	2	1	7	5.5
at Wyoming	11/28	13	0-2	.000	0-0	.000	0-0	.000	0	3	3	0	0	0	0	1	0	4.7
at Utah	12/2	15	2-6	.333	2-3	.667	0-0	.000	0	1	1	0	1	0	3	2	6	4.9
Utah State	12/5	23	1-3	.333	1-3	.333	0-0	.000	1	2	3	0	0	0	2	1	3	4.7
Boise State	12/9	21	2-8	.250	1-5	.200	3-4	.750	0	4	4	1	2	0	3	1	8	5.0
Idaho State	12/16	20	1-3	.333	1-3	.333	0-2	.000	0	2	2	1	0	1	1	1	3	4.8
at Missouri State	12/20	21	4-6	.667	3-4	.750	1-3	.333	0	3	3	1	0	0	3	3	12	5.4
vs. Nevada	12/21	33	4-9	.444	2-5	.400	0-0	.000	2	3	5	3	2	0	1	5	10	5.8
at TCU	12/30	14	2-5	.400	1-2	.500	0-0	.000	0	0	0	0	0	0	1	1	5	5.7
Oklahoma	1/3	21	3-13	.231	1-4	.250	0-0	.000	1	5	5	2	1	0	1	3	7	5.8
Iowa State	1/6	20	1-5	.200	0-3	.000	0-0	.000	0	4	4	1	0	0	1	1	2	5.6
at Houston	1/10	28	7-13	.538	1-4	.250	0-0	.000	1	3	4	0	2	0	1	2	15	6.1
Cincinnati	1/13	20	4-8	.500	3-4	.750	0-0	.000	0	0	0	1	2	1	3	1	11	6.4
at Oklahoma State	1/17	26	1-7	.143	0-4	.000	1-2	.500	0	1	1	0	0	0	2	3	3	6.2
Texas Tech	1/20	17	1-5	.200	1-2	.500	0-0	.000	0	3	3	2	0	0	2	2	3	6.6
at Kansas State	1/27																	DID NOT PLAY
at Kansas																		1/31
West Virginia																		2/3
Baylor																		2/7
at Cincinnati																		2/10
at UCF																		2/13
Kansas																		2/17
TCU																		2/21
at Iowa State																		2/25
Houston																		2/28
at Texas																		3/2
Big 12 1st Round																		3/7
Big 12 2nd Round																		3/8
Big 12 Quarterfinals																		3/9
Big 12 Semifinals																		3/11
Big 12 Championship																		3/12

CAREER STATISTICS

YEAR	GP-GS	MPG	FG-FGA	PCT	3FG-A	PCT	FT-FTA	PCT	OFF-DEF-REB	R/GM	PF-D	A	A/GM	TO	BLK	B/GM	STL	S/GM	PTS	AVG
2021-2022*	13-0	6.2	6-23	.261	2-12	.167	4-7	.571	5-13-18	1.4	9-0	4	0.3	7	2	0.2	1	0.1	18	1.4
2022-2023*	31-14	20.0	64-180	.356	20-66	.303	36-49	.735	14-100-114	3.7	31-0	38	1.2	34	15	0.5	16	0.5	184	5.9
2023-2024	20-9	22.0	44-125	.352	23-63	.365	10-16	.625	8-53-61	3.1	37-1	20	1.0	43	11	0.6	4	0.2	121	6.1
--	--	--	--	--	--	--	--	--	--	--	--	--	--	--	--	--	--	--	--	--
TOTAL	64-23	17.8	114-328	.348	45-141	.319	50-72	.694	27-166-193	3.0	77-1	62	1.0	84	28	0.4	21	0.3	323	5.0

*At Boston University

BIG 12 CAREER STATISTICS

YEAR	GP-GS	MPG	FG-FGA	PCT	3FG-A	PCT	FT-FTA	PCT	OFF-DEF-REB	R/GM	PF-D	A	A/GM	TO	BLK	B/GM	STL	S/GM	PTS	AVG
2022-23	7-0	20.9	19-56	.339	7-23	.304	1-2	.500	2-16-18	2.6	11-0	6	0.9	13	5	0.8	1	0.2	46	6.6
TOTAL	7-0	20.9	19-56	.339	7-23	.304	1-2	.500	2-16-18	2.6	11-0	6	0.9	13	5	0.8	1	0.2	46	6.6



SEASON BOX SCORE

2023-24 BYU Women's Basketball
Combined Team Statistics
All games



Game Records

Record	Overall	Home	Away	Neutral
ALL GAMES	12-9	8-2	1-7	3-0
CONFERENCE	2-6	2-2	0-4	0-0
NON-CONFERENCE	10-3	6-0	1-3	3-0

Score by Periods

Team	1st	2nd	3rd	4th	OT	TOT
BYU	326	343	366	390	9	1434
Opponents	337	308	354	364	6	1369

Team Box Score

No.	Player	Total			3-Point			F-Throw		Rebounds				Other				PTS	AVG			
		GP-GS	MIN	AVG	FG-FGA	FG%	3FG-3FGA	3FG%	FT-FTA	FT%	OFF	DEF	TOT	AVG	PF	DQ	A			TO	BLK	STL
12	GUSTIN, Lauren	21-21	756:43	36.0	149-284	.525	0-6	.000	38-95	.400	107	217	324	15.4	58	1	43	68	4	9	336	16.0
10	WOOLSTON, Kailey	21-21	731:58	34.9	100-210	.476	54-119	.454	36-44	.818	18	52	70	3.3	53	1	50	57	4	18	290	13.8
1	WHITING, Amari	21-21	644:15	30.7	74-185	.400	20-61	.328	59-89	.663	16	87	103	4.9	57	0	80	54	5	34	227	10.8
3	FALATEA, Nani	3-1	63:51	21.3	7-21	.333	2-6	.333	10-10	1.000	2	8	10	3.3	2	0	14	4	1	2	26	8.7
25	CALVERT, Emma	21-12	475:24	22.6	68-140	.486	14-55	.255	24-40	.600	13	81	94	4.5	62	1	24	39	35	12	174	8.3
11	SMILER, Kaylee	20-20	709:01	35.5	50-99	.505	31-53	.585	32-47	.681	6	40	46	2.3	51	1	74	52	23	28	163	8.2
30	DAVENPORT, Lauren	20-9	439:02	22.0	44-125	.352	23-63	.365	10-16	.625	8	53	61	3.1	37	1	20	43	11	4	121	6.1
24	BUBAKAR, Rose	21-0	249:33	11.9	21-58	.362	4-23	.174	16-21	.762	13	26	39	1.9	19	0	22	20	1	10	62	3.0
21	HAMSON, Heather	11-0	34:12	3.1	5-8	.625	0-0	.000	3-5	.600	2	4	6	0.5	3	0	1	5	1	1	13	1.2
4	MATAVAO, Ali'a	18-0	86:51	4.8	7-29	.241	0-6	.000	3-8	.375	5	8	13	0.7	18	0	4	12	1	2	17	0.9
15	WILLARDSON, McKinley	5-0	07:04	1.4	1-1	1.000	0-0	.000	1-2	.500	1	0	1	0.2	1	0	1	1	0	0	3	0.6
20	MATA, Marina	11-0	26:33	2.4	0-2	.000	0-1	.000	2-2	1.000	0	2	2	0.2	4	0	0	4	0	0	2	0.2
2	KREBS, Kylie	1-0	00:33	0.5	0-0	.000	0-0	.000	0-0	.000	0	0	0	0.0	0	0	0	0	0	0	0	0.0
Team											39	41	80					12				
Total		21	4225		526-1162	.453	148-393	.377	234-379	.617	230	619	849	40.4	365	5	333	371	86	120	1434	68.3
Opponents		21	4225		487-1273	.383	140-431	.325	255-352	.724	209	479	688	32.8	377	6	263	261	60	174	1369	65.2

Team Statistics

	BYU	OPP
Scoring	1434	1369
Points per game	68.3	65.2
Scoring margin	+3.1	-
Field goals-att	526-1162	487-1273
Field goal pct	.453	.383
3 point fg-att	148-393	140-431
3-point FG pct	.377	.325
3-pt FG made per game	7.0	6.7
Free throws-att	234-379	255-352
Free throw pct	.617	.724
F-Throws made per game	11.1	12.1
Rebounds	849	688
Rebounds per game	40.4	32.8
Rebounding margin	+7.7	-
Assists	333	263
Assists per game	15.9	12.5
Turnovers	371	261
Turnovers per game	17.7	12.4
Turnover margin	-5.2	-
Assist/turnover ratio	0.9	1.0
Steals	120	174
Steals per game	5.7	8.3
Blocks	86	60
Blocks per game	4.1	2.9
Winning streak	0	-
Home win streak	2	-
Attendance	22401	28861
Home games-Avg/Game	10-2240	8-3608
Neutral site-Avg/Game	-	3-684

Team Results

Date	Opponent	Score	Att.
11/07/2023	at Montana St.	W 68-60	5017
11/10/2023	Weber St.	W 77-49	5705
11/14/2023	Utah Valley	W 59-44	1690
11/18/2023	vs Wake Forest	W 67-44	157
11/21/2023	vs Saint Louis	W 87-66	220
11/25/2023	LMU (CA)	W 74-58	1529
11/28/2023	at Wyoming	L 74-86	2442
12/02/2023	at Utah	L 68-87	6182
12/05/2023	Utah St.	W 72-66	1565
12/09/2023	Boise St.	W 65-50	2722
12/16/2023	Idaho St.	Wot 79-76	1911
12/20/2023	at Missouri St.	L 55-56	1619
12/21/2023	vs Nevada	W 72-59	1674
12/30/2023	at TCU	L 67-81	2572
01/03/2024	Oklahoma	L 63-75	1748
01/06/2024	Iowa St.	L 75-80	1872
01/10/2024	at Houston	L 69-79	805
01/13/2024	Cincinnati	W 68-58	1786
01/17/2024	at Oklahoma St.	L 50-82	2044
01/20/2024	Texas Tech	W 60-46	1873
01/27/2024	at Kansas St.	L 65-67	8180



CONFERENCE BOX SCORE



2023-24 BYU Women's Basketball
Combined Team Statistics
In Conference games

Game Records

Record	Overall	Home	Away	Neutral
ALL GAMES	2-6	2-2	0-4	0-0
CONFERENCE	2-6	2-2	0-4	0-0
NON-CONFERENCE	0-0	0-0	0-0	0-0

Score by Periods

Team	1st	2nd	3rd	4th	OT	TOT
BYU	98	128	139	152	0	517
Opponents	138	123	161	146	0	568

Team Box Score

No.	Player	Total			3-Point		F-Throw		Rebounds				PF	DQ	A	TO	BLK	STL	PTS	AVG		
		GP-GS	MIN	AVG	FG-FGA	FG%	3FG-3FGA	3FG%	FT-FTA	FT%	OFF	DEF									TOT	AVG
12	GUSTIN, Lauren	8-8	292:32	36.6	54-115	.470	0-2	.000	8-21	.381	46	76	122	15.3	23	0	13	17	1	3	116	14.5
10	WOOLSTON, Kailey	8-8	277:52	34.7	36-87	.414	19-50	.380	10-12	.833	6	16	22	2.8	24	1	17	19	1	4	101	12.6
1	WHITING, Amari	8-8	261:56	32.7	27-68	.397	9-27	.333	19-30	.633	5	29	34	4.3	23	0	34	20	2	11	82	10.3
11	SMILER, Kaylee	8-8	285:17	35.7	20-40	.500	13-22	.591	20-27	.741	2	13	15	1.9	19	0	31	26	7	7	73	9.1
30	DAVENPORT, Lauren	7-0	146:29	20.9	19-56	.339	7-23	.304	1-2	.500	2	16	18	2.6	11	0	6	13	5	1	46	6.6
25	CALVERT, Emma	8-8	182:03	22.8	22-56	.393	6-25	.240	2-6	.333	2	28	30	3.8	22	0	6	13	8	7	52	6.5
24	BUBAKAR, Rose	8-0	113:02	14.1	14-30	.467	3-7	.429	7-10	.700	4	12	16	2.0	11	0	15	7	1	3	38	4.8
4	MATAVAO, Ali'a	6-0	26:00	4.3	3-12	.250	0-3	.000	0-0	.000	2	5	7	1.2	5	0	0	3	0	2	6	1.0
21	HAMSON, Heather	2-0	07:05	3.5	0-1	.000	0-0	.000	2-2	1.000	2	1	3	1.5	0	0	0	3	0	0	2	1.0
15	WILLARDSON, McKinley	2-0	02:24	1.2	0-0	.000	0-0	.000	1-2	.500	0	0	0	0.0	1	0	0	0	0	0	1	0.5
20	MATA, Marina	3-0	05:19	1.8	0-0	.000	0-0	.000	0-0	.000	0	1	1	0.3	0	0	0	0	0	0	0	0.0
Team											17	18	35				6					
Total		8	1600		195-465	.419	57-159	.358	70-112	.625	88	215	303	37.9	139	1	122	127	25	38	517	64.6
Opponents		8	1600		197-488	.404	61-175	.349	113-146	.774	89	204	293	36.6	128	0	116	96	22	67	568	71.0

Team Statistics

	BYU	OPP
Scoring	517	568
Points per game	64.6	71.0
Scoring margin	-6.4	-
Field goals-att	195-465	197-488
Field goal pct	.419	.404
3 point fg-att	57-159	61-175
3-point FG pct	.358	.349
3-pt FG made per game	7.1	7.6
Free throws-att	70-112	113-146
Free throw pct	.625	.774
F-Throws made per game	8.8	14.1
Rebounds	303	293
Rebounds per game	37.9	36.6
Rebounding margin	+1.3	-
Assists	122	116
Assists per game	15.3	14.5
Turnovers	127	96
Turnovers per game	15.9	12.0
Turnover margin	-3.9	-
Assist/turnover ratio	1.0	1.2
Steals	38	67
Steals per game	4.8	8.4
Blocks	25	22
Blocks per game	3.1	2.8
Winning streak	0	-
Home win streak	2	-
Attendance	7279	13601
Home games-Avg/Game	4-1820	4-3400
Neutral site-Avg/Game	-	0-0

Team Results

Date	Opponent	Score	Att.
12/30/2023	at TCU	L 67-81	2572
01/03/2024	Oklahoma	L 63-75	1748
01/06/2024	Iowa St.	L 75-80	1872
01/10/2024	at Houston	L 69-79	805
01/13/2024	Cincinnati	W 68-58	1786
01/17/2024	at Oklahoma St.	L 50-82	2044
01/20/2024	Texas Tech	W 60-46	1873
01/27/2024	at Kansas St.	L 65-67	8180



GAME 1: AT MONTANA STATE (W, 68-60)

Official Basketball Box Score - Final. Game Time: 11:00 AM. Game Duration: 1:55. Attendance: 5,017. BYU at Montana St. 11/07/23 Brak Bredon Fieldhouse, Bozeman, Mont. 2023-24 Women's Basketball. Officials: Darren Kzesznic, Karen Lasuk, Alicia Iwakki.

GAME 2: VS. WEBER STATE (W, 77-49)

Official Basketball Box Score - Final. Game Time: 11:00 AM. Game Duration: 1:58. Attendance: 5,705. Weber St. at BYU. 11/10/23 Marriott Center, Provo. 2023-24 Women's Basketball. Officials: Doug Knight, Corey Long, Erica Parker.

Montana St. - 60. Record: 0-1. Shooting By Period: 1st FG% 5-16 31.3%, 2nd FG% 4-11 36.4%, 3rd FG% 2-10 20.0%, 4th FG% 3-16 18.8%. Technical Fouls: NONE. Dead Ball Rebounds: 4/0.

BYU - 77. Record: 2-0. Shooting By Period: 1st FG% 9-11 81.8%, 2nd FG% 2-2 100.0%, 3rd FG% 1-3 33.3%, 4th FG% 6-16 37.5%. Technical Fouls: NONE. Dead Ball Rebounds: 7/1.

Biggest lead: 11 (4th 2:37), 14 (2nd 0:40). Best Scoring Run: 13 (4th 3:13), 13 (1st 2:50). Time with Lead: 13:25, 24:41.

Biggest lead: 0 (1st 10:00), 33 (3rd 2:30). Best Scoring Run: 8 (4th 4:57), 23 (2nd 4:44). Time with Lead: 00:00, 39:44.

GAME 3: VS. UTAH VALLEY (W, 59-44)

Official Basketball Box Score - Final. Game Time: 7:00 PM. Game Duration: 2:02. Attendance: 1,890. Utah Valley at BYU. 11/14/23 Marriott Center, Provo. 2023-24 Women's Basketball. Officials: Lisa Jones, Kyle Bacon, Nadi Carey.

GAME 4: VS. WAKE FOREST (AT BYU HAWAII)

Official Basketball Box Score - Final. Game Time: 4:30 PM. Game Duration: 1:43. Wake Forest at BYU. 11/18/23 Cannon Activities Center, Lale. 2023-24 Women's Basketball. Officials: Rochete Bennett, Steve Percy, Courtney Donahue.

BYU - 59. Record: 3-0. Shooting By Period: 1st FG% 6-14 42.9%, 2nd FG% 3-5 60.0%, 3rd FG% 3-13 23.1%, 4th FG% 5-13 38.5%. Technical Fouls: NONE. Dead Ball Rebounds: 2/0.

BYU - 67. Record: 4-0. Shooting By Period: 1st FG% 6-12 50.0%, 2nd FG% 3-4 75.0%, 3rd FG% 7-10 70.0%, 4th FG% 6-14 42.9%. Technical Fouls: NONE. Dead Ball Rebounds: 3/0.

Biggest lead: 0 (1st 10:00), 23 (4th 4:46). Best Scoring Run: 7 (4th 0:02), 7 (2nd 6:28). Time with Lead: 00:00, 37:58.

Biggest lead: 1 (1st 7:00), 27 (4th 6:05). Best Scoring Run: 8 (3rd 8:09), 13 (1st 1:37). Time with Lead: 00:19, 37:23.



GAME 5: VS. SAINT LOUIS (AT BYU HAWAII)

Official Basketball Box Score - Final
BYU at Saint Louis
Game Time: 3:00 PM
Game Duration: 3:55
Attendance: 200
Record: 5-0
BYU - 87, Saint Louis - 66

GAME 6: VS. LMU

Official Basketball Box Score - Final
LMU (CA) at BYU
Game Time: 2:00 PM
Game Duration: 1:47
Attendance: 1,523
Record: 1-4
LMU (CA) - 58, BYU - 74

Technical Fouls:NONE
Dead Ball Rebounds:2,1
Biggest lead: 24 (4th 2:09)
Best Scoring Run: 6 (1st 7:09)
Points from Turnovers: 10
Period by Period Scoring: 21 18 27 21 87

Technical Fouls:NONE
Dead Ball Rebounds:6,0
Biggest lead: 6 (1st 5:57)
Best Scoring Run: 6 (3rd 9:11)
Points from Turnovers: 9
Period by Period Scoring: 13 17 12 16 58

GAME 7: AT WYOMING

Official Basketball Box Score - Final
BYU at Wyoming
Game Time: 6:30 PM
Game Duration: 1:46
Attendance: 2,442
Record: 6-1
BYU - 74, Wyoming - 86

GAME 8: AT UTAH

Official Basketball Box Score - Final
BYU at Utah
Game Time: 7:00 PM
Game Duration: 1:41
Attendance: 6,182
Record: 6-2
BYU - 68, Utah - 87

Technical Fouls:NONE
Dead Ball Rebounds:1,0
Biggest lead: 2 (1st 9:30)
Best Scoring Run: 8 (3rd 9:01)
Points from Turnovers: 9
Period by Period Scoring: 19 9 19 27 74

Technical Fouls:NONE
Dead Ball Rebounds:2,0
Biggest lead: 0 (1st 10:00)
Best Scoring Run: 9 (3rd 4:04)
Points from Turnovers: 11
Period by Period Scoring: 17 15 19 17 68



GAME 9: VS. UTAH STATE



Official Basketball Box Score - Final
Utah St. at BYU
 12/05/23 Marriott Center, Provo
 2023-24 Women's Basketball

Game Time: 3:00 PM
 Game Duration: 2:36
 Attendance: 1,565

Officials: Kyle Bacon, Brian Woods, Nadi Carey

NO. Name	Min	FG		3P		FT		Rebounds		Fouls		TP	AS	TO	ST	Blocks			+/-
		M-A	M-A	M-A	M-A	OR	DR	PF	FD	BS	BA					BA			
23 Tiairra Hill-Brown	09:27	1-4	0-2	0-0	0-0	0-0	1-2	0	2	1	1	0	0	1	0	0	0	0	-12
0 Ivory Finley	03:06	3-8	2-2	2-3	0-0	4-4	5-2	10	1	2	1	2	1	0	0	0	0	0	10
4 Cheyenne Stubbs	06:22	5-13	3-6	8-12	0-0	3-3	4-8	21	2	3	2	0	1	0	0	0	0	0	-11
11 Macy Smith	17:02	1-5	1-4	0-0	0-0	1-1	1-3	1	1	1	0	0	0	0	0	0	0	0	-13
24 Skye Miller	26:01	4-12	1-4	1-1	2-5	7	2	3	10	1	1	0	0	0	0	0	0	0	-17
33 Livia Knapp	24:55	0-1	0-1	0-0	0-0	2-2	3-0	0	0	0	0	0	0	0	0	0	0	0	-9
14 Lauren Crocker	06:52	1-1	0-0	0-0	1-2	3	2	1	2	1	2	1	0	0	1	0	0	6	
11 Alyzee Verdian	15:11	3-5	0-0	1-2	2	1	3	2	4	7	0	2	1	0	0	0	0	0	-4
1 Samiana Suguturaga	09:09	1-2	0-0	0-0	1-1	2	2	0	0	0	0	0	0	0	0	0	0	0	12
2 Isabella Tanedo	05:07	0-1	0-0	0-0	1-1	1	1	0	0	0	0	0	0	0	0	0	0	0	-3
25 Bridget Mullings	08:24	2-4	0-0	1-2	3-4	4	5	1	5	0	2	0	0	0	0	0	0	0	-3
10 Taylia Stimpson	05:28	1-2	0-0	0-0	1-1	2	2	0	0	0	0	0	0	0	0	0	0	0	1
3 Ali Wetta	04:58	1-1	0-0	0-0	0-0	1-1	0-0	2	1	0	2	1	0	0	0	0	0	0	1
Team						1-3	4												
Totals		23-59	7-19	13-20		9-25	34		30	21	66	7	16	6	1	3	6		

Technical Fouls: Mullings 4th 0:06

Shooting By Period	
1 st FG%	2-10 20.0%
3PT%	0-2 0.0%
FT%	4-8 50%
2 nd FG%	8-14 57.1%
3PT%	3-6 50.0%
FT%	2-3 66.7%
3 rd FG%	6-18 33.3%
3PT%	2-7 28.6%
FT%	2-2 100%
4 th FG%	7-17 41.2%
3PT%	2-4 50.0%
FT%	5-7 71.4%
GM FG%	23-59 38.0%
3PT%	7-19 36.8%
FT%	13-20 65.0%

Dead Ball Rebounds: 4, 0

BYU - 72		Record: 7-3																	
NO. Name	Min	FG		3P		FT		Rebounds		Fouls		TP	AS	TO	ST	Blocks			+/-
12 Lauren Gustin	40:00	8-15	0-1	5-13	6	15	21	4	9	21	2					5	0	0	
1 Amari Whiting	09:29	6-11	0-3	7-8	0	2	2	4	5	19	3	4	3	1	0	0	0	0	16
10 Kayley Woolston	03:46	3-11	1-4	1-2	2	2	4	2	8	5	4	3	0	0	0	0	0	0	9
11 Kayley Smiler	05:14	2-4	2-3	1-2	0	3	5	4	7	3	3	2	1	0	0	0	0	0	7
30 Lauren Davenport	22:57	1-3	1-3	0-0	1	2	3	2	0	3	0	1	0	0	0	0	0	0	0
25 Emma Calvert	27:52	3-5	1-3	7-10	2	6	8	4	8	14	1	1	1	1	0	0	0	0	-7
24 Rose Bubakar	03:38	0-0	0-0	0-0	0-0	0-0	0-0	0-0	0-0	0-0	0-0	0-0	0-0	0-0	0-0	0-0	0-0	0-0	-9
4 Al'ia Mataava	04:57	0-2	0-1	0-0	0-0	0-0	0-0	0-0	0-0	0-0	0-0	0-0	0-0	0-0	0-0	0-0	0-0	0-0	1
20 Marina Mata	01:08	0-0	0-0	0-0	0-0	0-0	0-0	0-0	0-0	0-0	0-0	0-0	0-0	0-0	0-0	0-0	0-0	0-0	3
Team																			
Totals		23-51	5-18	21-35	11	30	41		22	29	72	14	20	9	3	1	6		

Technical Fouls: Smiler 4th 0:06

Shooting By Period	
1 st FG%	9-18 50.0%
3PT%	2-4 50.0%
FT%	0-4 0%
2 nd FG%	6-13 46.2%
3PT%	2-6 33.3%
FT%	5-8 62.5%
3 rd FG%	3-11 27.3%
3PT%	0-5 0%
FT%	5-7 71.4%
4 th FG%	5-9 55.6%
3PT%	1-3 33.3%
FT%	11-16 68.8%
GM FG%	23-51 45.1%
3PT%	5-18 27.8%
FT%	21-35 60.0%

Dead Ball Rebounds: 6, 0

Biggest lead	ISU	BYU	Points from Turnovers	ISU	BYU	Paint	ISU	BYU	Period by Period Scoring
	0 (1 st 10:00)	16 (3 rd 6:21)		14	23				
Best Scoring Run	9 (3 rd 3:28)	10 (1 st 6:42)		32	28				
Lead Changes	0	0	Second Chance	6	3				
Times Tied	0	0	Fast Breaks	8	19				
Time with Lead	00:00	39:42	Bench	20	14				

GAME 10: VS. BOISE STATE



Official Basketball Box Score - Final
Boise St. at BYU
 12/09/23 Marriott Center, Provo
 2023-24 Women's Basketball

Game Time: 2:00 PM
 Game Duration: 1:51
 Attendance: 2,722

Officials: Cameron Inouye, Brian Garland, Corey Long

NO. Name	Min	FG		3P		FT		Rebounds		Fouls		TP	AS	TO	ST	Blocks			+/-
		M-A	M-A	M-A	M-A	OR	DR	PF	FD	BS	BA					BA			
22 Trista Hull	20:11	2-8	0-0	0-0	2	8	10	4	3	4	1	0	1	0	2	0	0	0	-3
32 Natalia Pasco	03:44	3-5	0-1	2-2	0	0	0	1	1	8	2	1	0	0	0	0	0	0	-10
33 Abby Muse	06:46	6-14	0-0	1-5	3	5	8	3	4	13	1	2	1	1	4	0	0	0	-15
1 Mya Hansen	16:33	2-6	2-3	0-0	0	0	0	0	0	0	0	0	0	0	0	0	0	0	0
12 Mary Kay Naro	08:58	0-8	0-2	0-0	1	2	3	2	2	0	0	0	1	0	1	2	0	0	-13
4 Dani Bayes	18:45	2-5	0-3	0-0	0	0	0	0	0	0	0	0	0	0	0	0	0	0	-9
15 Alyssa Christensen	08:31	1-1	1-1	0-0	0	1	1	0	3	0	1	2	0	0	0	0	0	0	-3
23 Ecobé Lalotte	08:45	2-6	0-1	0-2	1	3	4	2	4	0	0	0	1	1	0	0	0	0	-3
2 Liney Lovrovich	15:45	2-6	0-2	1-4	2	0	2	1	3	5	0	0	0	0	0	0	0	0	-14
0 Talum Thompson	12:07	0-4	0-4	2-2	0	4	4	2	1	2	3	0	1	0	0	0	0	0	-7
24 Jayda Clark	06:38	0-0	0-0	0-0	0	0	0	0	0	0	0	0	0	0	0	0	0	0	-3
11 Kaitlin Burgess	04:36	0-1	0-0	1-2	0	0	0	0	0	1	1	0	0	0	0	0	0	0	0
5 Allie Hueckman	04:03	0-1	0-1	0-0	0	0	0	0	0	0	0	0	0	0	0	0	0	0	0
21 Sydney McQuitor	01:40	0-1	0-0	0-0	0	0	0	0	0	0	0	0	0	0	0	0	0	0	0
30 Mackenzie Naro	00:58	0-0	0-0	0-0	0	0	0	0	0	0	0	0	0	0	0	0	0	0	0
Team						4-3	7												
Totals		20-66	3-18	7-17	13	26	39		18	50	14	13	4	5	7	15			

Technical Fouls: NONE

BYU - 65		Record: 8-2																	
NO. Name	Min	FG		3P		FT		Rebounds		Fouls		TP	AS	TO	ST	Blocks			+/-
12 Lauren Gustin	33:42	6-11	0-0	4-10	7	11	18	2	9	16	2					6	0	0	
25 Emma Calvert	07:02	3-9	0-2	0-0	2	12	14	5	1	6	3	3	2	3	1	0	0	0	16
1 Amari Whiting	09:29	1-6	0-4	3-4	0	4	2	2	5	4	3	1	0	0	0	0	0	0	0
10 Kayley Woolston	02:59	7-11	4-4	0-0	0	1	2	0	18	3	0	1	0	1	0	0	0	0	23
11 Kayley Smiler	04:01	3-6	2-2	0-2	0	2	2	3	2	8	1	3	2	2	0	0	0	0	10
30 Lauren Davenport	21:29	2-8	1-5	3-4	0	4	4	3	8	5	1	1	0	0	0	0	0	0	-10
24 Rose Bubakar	18:25	1-5	0-1	0-0	1	4	5	1	2	2	0	0	0	0	0	0	0	0	4
4 Al'ia Mataava	02:53	0-0	0-0	0-2	0	0	0	0	0	0	0	0	0	0	0	0	0	0	-1
20 Marina Mata	01:40	0-0	0-0	0-0	0	0	0	0	0	0	0	0	0	0	0	0	0	0	-1
21 Heather Hanson	01:40	1-1	0-0	0-0	0	0	0	0	0	0	2	0	0	0	0	0	0	0	-1
15 McKinley Willardson	00:57	0-0	0-0	0-0	0	0	0	0	0	0	0	0	0	0	0	0	0	0	-3
2 Kylie Krebs	00:33	0-0	0-0	0-0	0	0													

GAME 13: VS. NEVADA (AT MISSOURI STATE)

Nevada at BYU - Final
Record: 6-7
Official Basketball Box Score - Final
Nevada at BYU
12/21/23 Great Southern Bank Arena, Springfield
2023-24 Women's Basketball
OFFICIALS: Missy Brooks, Jessica Fortner, Ty Bills
Game Time: 12:00 PM
Game Duration: 1:51

BYU - 72
Record: 10-3
Shooting By Period
1st FG% 6-10 60.0%
2nd FG% 8-18 44.4%
3rd FG% 7-12 58.3%
4th FG% 6-11 54.5%
GM FG% 27-51 52.9%
3PT% 7-18 38.9%
FT% 11-18 61.1%
Dead Ball Rebounds: 5.0

Biggest lead: 4 (1st 1:00)
Best Scoring Run: 9 (1st 1:00)
Lead Changes: 2
Times Tied: 2
Time with Lead: 02:20

GAME 14: AT TCU

BYU at TCU - Final
Record: 10-4 (0-1)
Official Basketball Box Score - Final
BYU at TCU
12/30/23 Ed and Rae Scholmaier Arena, Fort Worth
2023-24 Women's Basketball
OFFICIALS: Brian Garland, In'Firi Robinson, Zac Brout
Game Time: 4:00 PM
Game Duration: 1:37
Attendance: 2,572

TCU - 81
Record: 14-0 (1-0)
Shooting By Period
1st FG% 10-20 50.0%
2nd FG% 7-10 70.0%
3rd FG% 8-18 44.4%
4th FG% 0-0 0%
GM FG% 27-51 52.9%
3PT% 7-18 38.9%
FT% 11-18 61.1%
Dead Ball Rebounds: 3.1

Biggest lead: 10 (4th 5:35)
Best Scoring Run: 10 (4th 5:35)
Lead Changes: 0
Times Tied: 1
Time with Lead: 00:00

GAME 15: VS OKLAHOMA

Oklahoma at BYU - Final
Record: 8-5 (2-0)
Official Basketball Box Score - Final
Oklahoma at BYU
01/02/24 Marriott Center, Provo
2023-24 Women's Basketball
OFFICIALS: Roy Gubeyan, Tiffany Bird, Kyle Bacon
Game Time: 7:00 PM
Game Duration: 2:03
Attendance: 1,748

BYU - 63
Record: 10-5 (0-2)
Shooting By Period
1st FG% 3-20 15.0%
2nd FG% 5-16 31.3%
3rd FG% 7-17 41.2%
4th FG% 5-16 31.3%
GM FG% 20-69 29.0%
3PT% 10-33 30.3%
FT% 13-18 72.2%
Dead Ball Rebounds: 2.0

Biggest lead: 21 (3rd 9:15)
Best Scoring Run: 7 (1st 7:02)
Lead Changes: 0
Times Tied: 0
Time with Lead: 39:36

GAME 16: VS IOWA STATE

Iowa St. at BYU - Final
Record: 10-4 (3-0)
Official Basketball Box Score - Final
Iowa St. at BYU
01/06/24 Marriott Center, Provo
2023-24 Women's Basketball
OFFICIALS: Maj Forberg, Brian Entrerine, Kim Hobbs
Game Time: 4:00 PM
Game Duration: 1:57
Attendance: 1,872

BYU - 75
Record: 10-6 (0-3)
Shooting By Period
1st FG% 7-14 50.0%
2nd FG% 8-23 34.8%
3rd FG% 5-11 45.5%
4th FG% 5-10 50.0%
GM FG% 25-64 39.1%
3PT% 10-33 30.3%
FT% 13-18 72.2%
Dead Ball Rebounds: 2.0

Biggest lead: 10 (4th 3:58)
Best Scoring Run: 11 (2nd 8:53)
Lead Changes: 6
Times Tied: 8
Time with Lead: 18:56



GAME 17: AT HOUSTON

Official Basketball Box Score - Final
BYU at Houston
Game Time: 7:00 PM
Game Duration: 2:01
Attendance: 505
BYU - 69
Record: 10-7 (0-4)
Shooting By Period
1st FG% 5-11 45.5%
3PT% 1-3 33.3%
2nd FG% 6-10 60.0%
3PT% 1-2 50.0%
3rd FG% 5-12 41.7%
4th FG% 8-15 53.3%

Houston - 79
Record: 10-5 (1-3)
Shooting By Period
1st FG% 8-15 53.3%
3PT% 3-6 50.0%
2nd FG% 3-13 23.1%
3PT% 1-5 20.0%
3rd FG% 6-14 42.9%
4th FG% 8-15 53.3%

Biggest lead 1 (1st 9:05) 15 (1st 2:11)
Best Scoring Run 14 (2nd 5:39) 11 (1st 5:28)
Lead Changes 2
Times Tied 0
Time with Lead 01:01 38:16

GAME 18: VS CINCINNATI

Official Basketball Box Score - Final
Cincinnati at BYU
Game Time: 4:00 PM
Game Duration: 2:02
Attendance: 1,786
Cincinnati - 58
Record: 9-7 (1-4)
Shooting By Period
1st FG% 5-17 29.4%
3PT% 1-3 33.3%
2nd FG% 5-13 38.5%
3PT% 1-3 33.3%
3rd FG% 6-13 46.2%
4th FG% 4-16 25.0%

BYU - 68
Record: 11-7 (1-4)
Shooting By Period
1st FG% 4-8 50.0%
3PT% 1-2 50.0%
2nd FG% 4-7 57.1%
3PT% 1-3 33.3%
3rd FG% 4-8 50.0%
4th FG% 8-21 38.1%

Biggest lead 3 (1st 9:08) 14 (2nd 1:14)
Best Scoring Run 9 (2nd 7:53) 8 (2nd 1:14)
Lead Changes 5
Times Tied 3
Time with Lead 04:06 31:50

GAME 19: AT OKLAHOMA STATE

Official Basketball Box Score - Final
BYU at Oklahoma State
Game Time: 6:30 PM
Game Duration: 1:57
Attendance: 2,044
BYU - 50
Record: 11-8 (1-5)
Shooting By Period
1st FG% 3-13 23.1%
3PT% 0-5 0.0%
2nd FG% 6-10 60.0%
3PT% 1-2 50.0%
3rd FG% 6-15 40.0%
4th FG% 3-14 21.4%

Oklahoma St. - 82
Record: 11-6 (4-2)
Shooting By Period
1st FG% 7-14 50.0%
3PT% 1-5 20.0%
2nd FG% 10-17 58.8%
3PT% 3-5 60.0%
3rd FG% 3-13 23.1%
4th FG% 7-15 46.7%

Biggest lead 0 (1st 10:00) 34 (4th 2:15)
Best Scoring Run 6 (2nd 6:19) 13 (3rd 8:54)
Lead Changes 0
Times Tied 0
Time with Lead 00:00 38:54

GAME 20: VS TEXAS TECH

Official Basketball Box Score - Final
Texas Tech at BYU
Game Time: 7:00 PM
Game Duration: 1:52
Attendance: 1,872
Texas Tech - 46
Record: 14-2 (5-4)
Shooting By Period
1st FG% 4-12 33.3%
3PT% 0-5 0.0%
2nd FG% 8-14 57.1%
3PT% 1-3 33.3%
3rd FG% 5-10 50.0%
4th FG% 3-10 30.0%

BYU - 90
Record: 12-2 (5-1)
Shooting By Period
1st FG% 5-17 29.4%
3PT% 0-5 0.0%
2nd FG% 10-17 58.8%
3PT% 3-5 60.0%
3rd FG% 3-13 23.1%
4th FG% 7-15 46.7%

Biggest lead 5 (1st 8:02) 15 (1st 2:30)
Best Scoring Run 12 (1st 8:02) 14 (1st 3:26)
Lead Changes 3
Times Tied 0
Time with Lead 01:08 37:51



GAME 21: AT KANSAS STATE

GAME 22: AT KANSAS



Official Basketball Box Score - Final
BYU at Kansas St.
 01/27/24 Bramlage Coliseum, Manhattan
 2023-24 Women's Basketball
 Game Time: 4:00 PM
 Game Duration: 1:57
 Attendance: 4,190

Officials: Kevin Pethel, Scott Yarbrough, Ashlee Goode

BYU - 65 Record: 12-9 (2-6)

NO. Name	Min	FG		3P		FT		Rebounds		Fouls		TP	AS	TO	ST	Blocks		+/-
		M-A	M-A	M-A	M-A	OR	DR	TOT	PF	FD	BS					BA		
12 Lauren Gustin	F	40:00	12-23	0-0	1-2	6	15	21	4	4	4	25	2	3	0	0	0	-2
25 Emma Calvert	F	32:28	2-6	0-2	1-4	0	4	4	2	2	5	0	3	1	0	1	1	1
1 Amari Whiting	G	34:27	3-7	2-3	2-2	0	4	4	4	1	10	4	2	2	1	1	-3	
10 Kailey Woolston	G	32:22	6-13	2-4	0-0	1	2	3	4	0	14	3	3	0	0	1	-4	
11 Kaylee Smiler	G	36:59	3-4	1-1	2-2	1	1	2	3	3	9	4	3	2	1	0	-3	
24 Rose Bubakar		14:50	1-2	0-1	0-0	1	3	4	1	1	2	5	1	0	0	0	4	
4 Aïra Matavao		08:54	0-3	0-1	0-0	0	1	1	2	0	0	0	2	1	0	0	-3	
Team						3	2	5			0							
Totals		27:58	5-12	6-10	12	32	44	20	11	65	18	17	6	2	3	-2		

Shooting By Period

1 st FG%	5-16	31.3%
3PT%	1-3	33.3%
FT%	0-0	0%
2 nd FG%	6-13	46.2%
3PT%	1-4	25.0%
FT%	2-2	100%
3 rd FG%	8-13	61.5%
3PT%	2-3	66.7%
FT%	1-2	50%
4 th FG%	8-16	50.0%
3PT%	1-2	50.0%
FT%	3-6	50%
GM FG%	27-58	46.6%
3PT%	5-12	41.7%
FT%	6-10	60.0%

Dead Ball Rebounds: 3, 1

Technical Fouls: NONE

Kansas St. - 67 Record: 20-1 (9-0)

NO. Name	Min	FG		3P		FT		Rebounds		Fouls		TP	AS	TO	ST	Blocks		+/-
		M-A	M-A	M-A	M-A	OR	DR	TOT	PF	FD	BS					BA		
30 Gisela Sanchez	F	23:22	7-12	3-5	1-1	3	0	3	1	1	18	2	4	1	0	0	-3	
3 Jaelyn Glenn	G	37:53	3-7	3-6	0-0	1	2	3	3	0	9	3	1	1	0	0	4	
4 Serena Sundell	G	37:42	3-9	1-2	7-12	2	5	7	0	7	14	8	0	4	0	1	1	
5 Brylee Glenn	G	21:12	3-8	0-3	2-4	2	2	4	1	4	8	1	1	0	0	0	0	
12 Gabby Gregory	G	32:02	3-14	2-9	2-4	0	0	0	2	6	10	1	1	0	0	0	-4	
11 Taryn Sides		02:18	0-1	0-0	0-0	0	0	0	0	0	0	0	1	0	0	0	1	
21 Eliza Maupin		21:20	1-3	0-0	0-0	1	2	3	4	1	2	1	3	3	0	0	11	
1 Zyanna Walker		24:11	2-7	1-2	1-2	2	5	7	0	1	6	3	0	2	3	1	0	
Team						1	3	4			0							
Totals		22:61	10-27	13-23	12	19	31	11	20	67	19	12	11	3	2	2		

Shooting By Period

1 st FG%	6-18	33.3%
3PT%	2-6	33.3%
FT%	2-3	66.7%
2 nd FG%	2-16	12.5%
3PT%	2-9	22.2%
FT%	1-2	50%
3 rd FG%	9-14	64.3%
3PT%	3-6	50.0%
FT%	4-8	50%
4 th FG%	5-13	38.5%
3PT%	3-6	50.0%
FT%	6-10	60%
GM FG%	22-61	36.1%
3PT%	10-27	37.0%
FT%	13-23	56.5%

Dead Ball Rebounds: 4, 1

Technical Fouls: NONE

	BYU	KState
Biggest lead	5 (2 nd 3:41)	6 (2 nd 7:29)
Best Scoring Run	11 (2 nd 3:41)	7 (1 st 2:04)
Lead Changes	8	
Times Tied	12	
Time with Lead	10:29	22:14

Points from	BYU	KState
Turnovers	6	17
Paint	42	22
Second Chance	12	9
Fast Breaks	6	9
Bench	2	8

Period by Period Scoring					
	1st	2nd	3rd	4th	TOT
BYU	11	15	19	20	65
KState	16	7	25	19	67

GAME 23: VS WEST VIRGINIA

GAME 24: VS BAYLOR

