



BYU MEN'S BASKETBALL

30 NCAA TOURNAMENT APPEARANCES | 1 ELITE EIGHT | 27 ALL-AMERICANS | 2 NAISMITH AWARD WINNERS | 2 NAISMITH HALL OF FAME INDUCTEES

GAME 21 // WEST VIRGINIA

Date: February 3, 2024
 Time: 6 p.m. ET
 Location: Morgantown, West Virginia
 Venue: WVU Coliseum
 Television: Big 12 Now on ESPN+
 Talent: Mark Neely, Tim Welsh
 Radio: BYU Sports Network
 Talent: Greg Wrubell, Mark Durrant
 BYU Radio Sirius XM 143
 KSL 102.7/1160 AM

TIPOFF

No. 22 BYU travels to the East Coast for the second time this season when the Cougars take on West Virginia in Morgantown for the first time 1947. Tip is scheduled for 6 p.m. ET.

Saturday's game will be broadcast on Big 12 Now on ESPN+ with Mark Neely and Tim Welsh on the call. It will also be broadcast live on BYU Radio Sirius XM 143, KSL 102.7/1160 AM and BYURadio.org/BYU Radio app with Greg Wrubell and Mark Durrant.

COUNTRY ROADS, TAKE ME HOME

BYU and West Virginia will face off in Morgantown for the first time in 76 years, one month and 22 days when they meet on the hardwood on Saturday. In their last meeting on December 8, 1947 at Mountaineer Field House, Doug Richards scored a game-high 29 points as the Mountaineers defeated the Cougars by 17, 68-51. Jay Cheesman came up a point short of a double-double finishing with nine points and 10 rebounds.

Harry S. Truman was the President of the United States and Ballerina by Vaughn Monroe was the No. 1 song in the United States. Forever Amber directed by Otto Preminger and John M. Stahl was the top movie and guitarist, organist and vocalist of the The Allman Brothers Band, Gregg Allman was born on that day.

BACK ON THE RIGHT FOOT

BYU got back into the win column on Saturday with a 84-72 victory over Texas in front of a sold-out Marriott Center in the Longhorns first trip to Provo since November 29, 1974. Five players scored in double figures with Noah Waterman and Jaxson Robinson leading the way with 17 apiece.

The Cougars shot 64.0 percent from the floor in the victory, marking the first time in almost three years (February 12, 2022 at Pepperdine) that they shot over 60.0 percent for an entire game. They also scored 40 points in the paint (eighth time with 40+ in the paint this season) while taking a season low 17 3-point attempts, making seven which is tied for a season low with their loss to Utah back in December.

FIRST TIME FOR EVERYTHING

BYU did something on Monday that had never happened in program history as the Cougars were ranked No. 22 in the AP Poll. Prior to the latest poll, BYU had never been ranked No. 1, No. 2, No. 4 or No. 22 in the 75 years that the rankings have existed.

The Cougars are 208-79 all-time ranked including a 9-5 record this season. They have been in the AP Poll in 10 consecutive weeks, the fourth-longest streak in program history and longest since their run to the Sweet 16 in 2010-11.

GIVE 'EM THE GREEN LIGHT

BYU ranks second in the nation in 3-pointers per game as the Cougars have made 10 or more triples 16 times this season including a season-high 16 in their 101-59 win over Bellarmine on December 22. BYU has made 242 3-pointers through 20 games this season which are the ninth-most in a single season in program history. With 21 attempts on Saturday, they would enter the Top 8 in most attempts in a season.



| 15-5 | Overall | 8-13 |
|------------------|--------------|--------------|
| 3-4 (Big 12) | Conference | 3-5 (Big 12) |
| 22nd | AP Poll | NR |
| 21st | Coaches Poll | NR |
| 9th | KenPom | 132nd |
| 6th | NET | 143rd |
| Mark Pope | Head Coach | Josh Eilert |
| 5th (9th) | Experience | 1st |
| 102-46 (179-102) | Record | 8-13 |

| 13.9 (Jaxson Robinson) | Top Scorer | (RaeQuan Battle) 15.7 |
|------------------------|-----------------------------------|-----------------------|
| 6.2 (Noah Waterman) | Top Rebounder | (Jesse Edwards) 8.4 |
| 4.6 (Dallin Hall) | Top Assists | (Kerr Kriisa) 4.7 |
| 84.4 | Scoring Offense | 68.3 |
| 65.7 | Scoring Defense | 72.2 |
| +18.7 | Scoring Margin | -3.9 |
| .479 | Field Goal Percentage | .415 |
| .407 | Field Goal Percentage Defense | .427 |
| .364 | 3PT Field Goal Percentage | .333 |
| .298 | 3PT Field Goal Percentage Defense | .331 |
| 12.1 | 3-Pointers Per Game | 6.9 |
| .736 | Free Throw Percentage | .719 |
| 41.5 | Rebounds Per Game | 34.5 |
| 12.5 | Offensive Rebounds Per Game | 9.4 |
| 29.0 | Defensive Rebounds Per Game | 25.1 |
| +9.2 | Rebound Margin | -2.1 |
| 20.2 | Assists Per Game | 12.7 |
| 11.2 | Turnovers | 12.0 |
| +0.8 | Turnover Margin | -1.1 |
| 6.5 | Steals Per Game | 4.6 |
| 2.9 | Blocks Per Game | 3.7 |

ON THIS DAY IN BYU HISTORY

Mike Rose scored 27 points off the bench to lead BYU to a 90-63 victory over No. 25 UNLV at the Marriott Center on February 3, 2007.

The Cougars shot 57.6 percent from the floor and 68.2 percent from 3-point range. Rose was 8-of-10 from 3-point range as the Cougars connected on 15 3-pointers in the win over the Runnin' Rebels, the 10th most in a single game in program history. Austin Ainge and Trent Plaisted also scored in double figures in the win.

SCHEDULE/RESULTS

OVERALL: 15-5 | BIG 12: 3-4 | STREAK: W1
 HOME: 11-2 | AWAY: 1-3 | NEUTRAL: 3-0

NOVEMBER

| | | | |
|---------|------------------------|--------|-----------|
| Mon. 6 | Houston Christian | 7 p.m. | W, 110-63 |
| Fri. 10 | #17 San Diego State | 7 p.m. | W, 74-65 |
| Wed. 15 | Southeastern Louisiana | 7 p.m. | W, 105-48 |
| Sat. 18 | Morgan State | 7 p.m. | W, 93-50 |
| Thu. 23 | vs. Arizona State! | 9 p.m. | W, 77-49 |
| Fri. 24 | vs. NC State! | 7 p.m. | W, 95-86 |

DECEMBER

| | | | |
|---------|-------------------|--------|-----------|
| Fri. 1 | vs. Fresno State@ | 7 p.m. | W, 85-56 |
| Tue. 5 | Evansville | 7 p.m. | W, 96-55 |
| Sat. 9 | at Utah | 5 p.m. | L, 69-73 |
| Wed. 13 | Denver | 7 p.m. | W, 90-74 |
| Sat. 16 | Georgia State | 7 p.m. | W, 86-54 |
| Fri. 22 | Bellarmine | 7 p.m. | W, 101-59 |
| Sat. 30 | Wyoming | 4 p.m. | W, 94-68 |

JANUARY

| | | | |
|---------|--------------------|--------|----------|
| Sat. 6 | Cincinnati* | 8 p.m. | L, 60-71 |
| Tue. 9 | at #14 Baylor* | 8 p.m. | L, 72-81 |
| Sat. 13 | at UCF* | 4 p.m. | W, 63-58 |
| Tue. 16 | #24 Iowa State* | 7 p.m. | W, 87-72 |
| Sat. 20 | at #25 Texas Tech* | 5 p.m. | L, 78-85 |
| Tue. 23 | #4 Houston* | 7 p.m. | L, 68-75 |
| Sat. 27 | Texas* | Noon | W, 84-72 |

FEBRUARY

| | | | |
|---------|--------------------|--------|---------|
| Sat. 3 | at West Virginia* | 6 p.m. | ESPN+ |
| Tue. 6 | at #23 Oklahoma* | 7 p.m. | ESPN+ |
| Sat. 10 | Kansas State* | 8 p.m. | ESPN2/U |
| Tue. 13 | UCF* | 7 p.m. | ESPN+ |
| Sat. 17 | at Oklahoma State* | 1 p.m. | ESPN+ |
| Tue. 20 | #18 Baylor* | 7 p.m. | ESPN/2 |
| Sat. 24 | at Kansas State* | 1 p.m. | ESPN+ |
| Tue. 27 | at #8 Kansas* | 7 p.m. | ESPN+ |

MARCH

| | | | |
|---------------|----------------------|--------|-------|
| Sat. 2 | #25 TCU* | 7 p.m. | ESPN+ |
| Wed. 6 | at #12 Iowa State* | 7 p.m. | ESPN+ |
| Sat. 9 | Oklahoma State* | 7 p.m. | ESPN+ |
| Tu.-Sa. 12-16 | Big 12 Championship@ | | |

* Denotes Big 12 Game
 ! Vegas Showdown (Las Vegas, Nev.)
 ^ Played at Delta Center (Salt Lake City, Utah)
 @ Played at T-Mobile Center (Kansas City, Mo.)


All Times Local to Site and Subject to Change
 Rankings Reflect the Newest AP Top 25 Poll
 Home Games played at the Marriott Center

BYU ATHLETIC COMMUNICATIONS

Director of Communications/MBB Contact: Tyson Jex
 Email: tyson_jex@byu.edu
 Cell: 801-648-4922



PROBABLE STARTERS



| | Pos. | Ht. | Yr. | Hometown | PPG | RPG | APG | FG% | 3FG% | FT% | |
|----|-----------------|-----|------|----------|---------------------|------|-----|-----|------|------|------|
| 0 | Noah Waterman | F | 6-11 | Sr. | Savannah, New York | 11.2 | 6.2 | 0.9 | .468 | .493 | .818 |
| 2 | Jaxson Robinson | G | 6-7 | Sr. | Ada, Oklahoma | 13.9 | 2.4 | 1.7 | .442 | .362 | .864 |
| 20 | Spencer Johnson | G | 6-5 | Sr. | American Fork, Utah | 11.0 | 5.6 | 3.7 | .431 | .310 | .804 |
| 30 | Dallin Hall | G | 6-4 | So. | Plain City, Utah | 9.1 | 3.3 | 4.6 | .471 | .380 | .613 |
| 50 | Aly Khalifa | C | 6-11 | Jr. | Alexandria, Egypt | 5.8 | 4.4 | 4.3 | .442 | .320 | .500 |

OFF THE BENCH

| | Pos. | Ht. | Yr. | Hometown | PPG | RPG | APG | FG% | 3FG% | FT% | |
|----|------------------|-----|-----|----------|--------------------------|------|-----|-----|------|------|------|
| 1 | Trey Stewart | G | 6-2 | Jr. | American Fork, Utah | 3.4 | 2.6 | 1.7 | .417 | .286 | .625 |
| 4 | Atiki Ally Atiki | F | 6-9 | Jr. | Mwanza, Tanzania | 4.5 | 3.5 | 0.4 | .607 | .000 | .529 |
| 12 | Townsend Tripple | F | 6-8 | Fr. | Meridian, Idaho | 1.6 | 1.0 | 0.1 | .500 | .143 | .900 |
| 15 | Richie Saunders | G | 6-5 | So. | Riverton, Utah | 10.2 | 4.3 | 1.3 | .549 | .321 | .732 |
| 21 | Trevin Knell | G | 6-5 | R-Jr. | North Salt Lake, Utah | 11.9 | 3.9 | 1.5 | .494 | .350 | .710 |
| 23 | Marcus Adams Jr. | F | 6-8 | Fr. | Torrance, California | 2.0 | 2.0 | 1.0 | .167 | .000 | .000 |
| 25 | Dawson Baker | G | 6-4 | Jr. | Coto De Caza, California | 5.0 | 0.8 | 1.5 | .563 | .500 | .000 |
| 45 | Fousseyni Traore | F | 6-6 | Jr. | Bamako, Mali | 8.4 | 4.3 | 1.3 | .645 | .667 | .826 |

BYU'S RECORD WHEN...

| | 2023-24 | Under Pope | Streak |
|--|---------|------------|--------|
| Against Non-conference opponents..... | 12-1 | 60-21 | W4 |
| Against Big 12 opponents..... | 3-4 | 4-5 | W1 |
| At Home..... | 2-2 | 2-2 | W1 |
| On Road..... | 1-2 | 2-2 | L1 |
| At Neutral Sites..... | 0-0 | 0-1 | L1 |
| vs. AP Top-25 team..... | 2-2 | 6-15 | L1 |
| vs. AP Top-15 team..... | 0-1 | 2-10 | L4 |
| vs. AP Top 10 team..... | 0-0 | 1-8 | L6 |
| vs. AP Top 5 team..... | 0-1 | 1-8 | L6 |
| Leading at Half..... | 14-3 | 84-13 | W1 |
| Trailing at Half..... | 1-2 | 15-31 | L2 |
| Tied at Half..... | 0-0 | 3-2 | L1 |
| Leading with 5:00 left (regulation)..... | 15-0 | 95-8 | W18 |
| Trailing or Tied with 5:00 left..... | 0-5 | 7-38 | L13 |
| In Overtime Games..... | 0-0 | 4-4 | W2 |
| BYU scores less than 60 points..... | 0-0 | 2-7 | L5 |
| BYU scores between 60-69..... | 1-3 | 16-15 | L1 |
| BYU scores between 70-79..... | 2-2 | 26-18 | L2 |
| BYU scores between 80-89..... | 3-0 | 29-5 | W5 |
| BYU scores between 90-99..... | 5-0 | 21-1 | W19 |
| BYU scores 100+ points..... | 3-0 | 7-0 | W7 |
| Opponent scores less than 60..... | 8-0 | 33-2 | W8 |
| Opponent scores between 60-69..... | 3-0 | 34-4 | W7 |
| Opponent scores between 70-79..... | 2-3 | 27-21 | L1 |
| Opponent scores between 80-89..... | 2-2 | 8-14 | W1 |
| Opponent scores between 90-99..... | 0-0 | 0-3 | L3 |
| Opponent scores 100+..... | 0-0 | 0-2 | L2 |
| Games decided by 3 points or less..... | 0-0 | 8-10 | L2 |
| Games decided by 4-9 points..... | 3-4 | 21-21 | L2 |
| Games decided by 10-19 points..... | 3-1 | 34-11 | W2 |
| Games decided by 20 or more points..... | 9-0 | 37-4 | W19 |
| BYU shot 50% or better..... | 8-0 | 50-5 | W11 |
| Opponent shot 50% or better..... | 0-0 | 11-14 | L4 |
| BYU outshoots opponent..... | 14-2 | 90-16 | W1 |
| Opponent outshoots BYU..... | 1-3 | 12-30 | L3 |
| Teams shot equal FG percentage..... | 0-0 | 0-0 | |
| BYU outrebounds opponent..... | 14-3 | 77-20 | W1 |
| Opponent outrebounds BYU..... | 1-2 | 23-22 | L1 |
| BYU, opponent tie in rebounds..... | 0-0 | 2-4 | W1 |
| BYU has a positive TO margin..... | 9-2 | 51-14 | W1 |
| BYU has a negative TO margin..... | 6-3 | 46-30 | W1 |
| BYU, opponent tie in TOs..... | 0-0 | 5-2 | W1 |
| One player in double figures..... | 1-0 | 3-0 | W3 |
| Two players in double figures..... | 0-2 | 13-13 | L3 |
| Three players in double figures..... | 2-1 | 22-16 | L1 |
| Four players in double figures..... | 5-1 | 38-14 | L1 |
| Five players in double figures..... | 6-1 | 18-3 | W2 |
| Six players in double figures..... | 1-0 | 7-0 | W7 |
| Coming off a win..... | 11-3 | 68-33 | L1 |
| Coming off a loss..... | 3-2 | 29-13 | W1 |
| Two-plus days between games..... | 14-5 | 74-33 | W1 |
| One day between games..... | 0-0 | 23-8 | L5 |
| Playing the next day..... | 1-0 | 6-5 | W3 |
| All games on TV..... | 3-3 | 81-41 | W1 |
| ESPN..... | 0-0 | 2-7 | L5 |
| ESPN2..... | 3-2 | 14-15 | W1 |
| ESPNU..... | 0-0 | 9-3 | W1 |
| ESPN3..... | 0-0 | 0-1 | L1 |
| ESPN+..... | 12-2 | 15-2 | L1 |
| CBS..... | 0-0 | 0-1 | L1 |
| CBS Sports Network..... | 0-0 | 17-6 | L2 |
| Pac-12 Network..... | 0-1 | 1-2 | L1 |
| FS1..... | 0-0 | 1-1 | W1 |
| On Days that end in 'Y'..... | 15-5 | 102-46 | W1 |
| Monday..... | 1-0 | 5-3 | W1 |
| Tuesday..... | 1-2 | 7-5 | L1 |
| Wednesday..... | 2-0 | 13-8 | W3 |
| Thursday..... | 1-0 | 21-12 | W1 |
| Friday..... | 4-0 | 10-1 | W6 |
| Saturday..... | 5-3 | 45-17 | W1 |
| In November..... | 6-0 | 26-6 | W8 |
| In December..... | 6-1 | 30-9 | W4 |
| In January..... | 3-4 | 20-17 | W1 |
| In February..... | 0-0 | 20-8 | W1 |
| In March..... | 0-0 | 6-6 | L1 |
| In April..... | 0-0 | 0-0 | |

THE HOME OF COUGAR BASKETBALL

The Marriott Center is one of the best home court advantages in all of college basketball, with the Cougars ranking the Top 25 in attendance 45 times including three seasons at No. 1. Through five game, BYU ranks seventh in the nation in total attendance and 11th in average attendance with 15,034 fans per game.

In 2023-24, BYU is one of two schools in the Big 12 and 16 schools in the NCAA Division I men's basketball to average over 14,000 fans per game as the Cougars draw 15,034 fans per contest. Only the Jayhawks of Kansas draw more fans at home games (16,300) than the Cougars do.

| School | Games Played | Total Attendance | Average Attendance |
|------------|--------------|------------------|--------------------|
| Kansas | 11 | 179,300 | 16,300 |
| BYU | 13 | 195,438 | 15,034 |
| Iowa State | 13 | 178,285 | 13,892 |
| Texas Tech | 11 | 131,204 | 11,928 |
| Texas | 13 | 139,079 | 10,698 |

ROC, PAPER, SCISSORS. WE WIN.

BYU's student section, "The ROC", has played a significant impact on opposing teams free throw shooting percentage under fifth-year head coach Mark Pope. In three seasons with fans in the stands and shooting into The ROC, opposing teams are shooting 64.7 percent from the charity stripe in the second half which is 5.6 percent lower than the first half.

| Year | 1st Half | | 2nd Half | | Total | |
|---------------------|----------------|-------------|----------------|-------------|-----------------|-------------|
| | FTA-FTM | Percentage | FTA-FTM | Percentage | FTA-FTM | Percentage |
| 2023-24 | 46-69 | 66.7 | 91-134 | 67.9 | 137-203 | 67.5 |
| 2022-23 | 71-103 | 72.0 | 121-182 | 66.5 | 192-285 | 67.4 |
| 2021-22 | 81-118 | 72.0 | 105-171 | 61.4 | 190-289 | 65.7 |
| 2020-21* | 55-76 | 72.4 | 92-139 | 66.2 | 157-228 | 68.9 |
| 2019-20 | 68-96 | 69.8 | 107-165 | 64.8 | 174-261 | 66.7 |
| Total | 324-462 | 70.1 | 516-791 | 65.2 | 850-1266 | 67.1 |
| Total w/fans | 269-386 | 69.7 | 424-652 | 65.0 | 693-1038 | 66.8 |

*no fans allowed due to COVID-19 pandemic

COUGARS TRAVEL TO ITALY AND CROATIA

BYU spent time in Northern Italy and Croatia during August as part of its foreign trip that every NCAA program is allowed to take every four years. While in Europe, the Cougars mixed business with pleasure visiting Milan, Venice, Lake Como and Trieste in Italy before enjoying the coast of Croatia in Split and Dubrovnik. They also made a stop in Zadar, Croatia to spend time with family of BYU great Kresimir Cosic and play against his former club, KK Zadar.

On the court, BYU played four games with three of those games coming within a span of 72 hours in three different cities. They opened the tour with wins over Orange 1 Basketball Bassano and Pallacanestro Trieste, which included a 26-point performance from Jaxson Robinson. After suffering a setback to Cosic's beloved Zadar, the Cougs ended the trip with a 84-78 victory over a KK Split squad that featured former Loyola Marymount guard Cam Shelton.

GO FORTH AND SERVE

Nine players have served two-year missions for the Church of Jesus Christ of Latter-day Saints including Townsend Tripple, who returned from Argentina this past summer. Hall, Saunders and Stewart were all called to serve out of the country but labored stateside due to the COVID-19 pandemic. Knell, Baker, Johnson also invested two years of their lives teaching and serving throughout the world.

| Player | Years of Missionary Service | Mission(s) |
|------------------|-----------------------------|--|
| Townsend Tripple | 2021-23 | Scottsdale, Arizona/Cordoba, Argentina |
| Richie Saunders | 2020-22 | Seattle, Washington |
| Dallin Hall | 2020-22 | Fresno, California |
| Tanner Hayhurst | 2020-22 | Baton Rouge, Louisiana |
| Trey Stewart | 2019-21 | Leeds, England/Kennewick, Washington |
| Jared McGregor | 2019-21 | Spokane, Washington |
| Dawson Baker | 2018-20 | Micronesia, Guam |
| Trevin Knell | 2017-19 | Montevideo, Uruguay |
| Spencer Johnson | 2016-18 | Milan, Italy |

HEAR THE WEDDING BELLS

Sophomore Richie Saunders got married in September to former BYU women's basketball player Sierra Johnson bringing BYU's total of married players to four. He joins Spencer Johnson (Isy), Tredyn (Aliyah) and Trevin Knell (Tatum) who have tied the knot during their time in Provo. Atiki Ally Atiki also got engaged in the fall.

WHAT ARE THE CHANCES

BYU is one of two men's basketball programs in the nation to have multiple players on its roster that have had multiple siblings (male or female) to play basketball at the Division I level. Dawson Baker's older brothers Dusty (Weber State) and Davis Baker (Southern Utah) had successful collegiate careers while Spencer Johnson's younger siblings, Isaac and Gracie, both play at Utah State.

DUNK ON CANCER

The BYU Dunk on Cancer is one of the best fundraisers on BYU's campus. With the support of Simmons Center Board member Lee Anne Pope, her husband Coach Mark Pope, and the BYU Men's Basketball team, each team dunk raises money for BYU student cancer research. Over the past four season, BYU has helped raise over a million dollars.

DEADLY DEPTH

BYU is one of three schools in the nation to have nine players with a career-high of 20 or more points against NCAA Division I competition after Richie Saunders scored 20 points in the win over Georgia State. TCU and New Mexico are the other schools on the list.

DYNAMIC DUO

BYU's Greg Wrubell and Mark Durrant are in the midst of their 27th season calling men's basketball games, the fifth-longest tenured duo in NCAA Division I men's basketball only trailing Wichita State's Mike Kennedy and Dave Dahl, Providence's John Rooke and Joe Hassett, Baylor's John Morris and Pat Nunley and LeMoynne's Chris Garanozio and Don Familo.



QUICK FACTS

University Information

Location: Provo, Utah 84602
 Elevation: 4,553 feet
 Enrollment: 34,340
 Founded: October 16, 1875
 Owned: The Church of Jesus Christ of Latter Day Saints
 Nickname: Cougars
 Mascot: Cosmo the Cougar
 Colors: Blue and White
 Arena (capacity): Marriott Center (17,978)
 Conference: Big 12
 BYU President: C. Shane Reese (BYU, 1994)
 Athletics Director: Tom Holmoe (BYU, 1983)
 Athletic Website: BYUcougars.com

2023-24 Preview

Lettermen Returning/Lost: 10/4
 Newcomers: 3
 Starters Returning/Lost: 4/1
 Returning Scoring: 68.3% (1,755 of 2,568)
 Returning Rebounding: 76.7% (975 of 1,271)
 Returning Assists: 72.1% (361 of 501)
 Returning Blocks: 80.6% (108 of 134)
 Returning Steals: 73.4% (185 of 252)
 Returning Minutes: 74.3% (5,070 of 6,825)

BYU Coaching Staff

Head Coach: Mark Pope
 Alma Mater (year): Kentucky (1996)
 Record at School (years): 102-46 (5th season)
 Career Division I Record (years): 179-102 (9th season)
 Assistant Coach: Cody Fueger (Utah, 2006)
 Assistant Coach: Nick Robinson (Stanford, 2005)
 Assistant Coach: Kahil Fennell (Redlands, 2004)
 Assistant Coach: Collin Terry (Utah Valley, 2006)
 Director of Basketball Operations: Nate Austin (BYU, 2016)

BYU History

First Year of Basketball: 1903
 All-Time On-Court Record: 1,930-1142 (627)
 All-Time Adjusted Record: 1,883-1141 (622)
 Winning Seasons: 96/94 (last 2022-23)
 Regular Season Conference Championships: 29 (last 2010-11)
 Postseason Appearances (record): 45/43 (33-44/30-42)*
 Total NCAA Appearances (record): 30 (15-33)
 Last NCAA Appearance: 2021
 First Round: L vs. No. 11 seed UCLA
 Total NIT Appearances (Record): 15/13 20-13/17-11)*
 Last NIT Appearance: 2022
 Quarterfinal: L vs. No. 3 Washington State, 77-58
 *On court record/official adjusted record

Media Relations

Men's Basketball Contact: Tyson Jex
 Cell Phone: 801-648-4922
 Email: Tyson_jex@byu.edu

Media Information

Radio Station: BYU Sports Network
 BYU Radio – Sirius XM 1439/89.1 FM HDS
 KSL 102.7 FM and 1160 AM
 Play-by-Play Announcer: Greg Wrubell
 Beat Writers:
 Darnell Dickson, Daily Herald
 Jay Drew, Deseret News
 Kevin Reynolds, Salt Lake Tribune
 Mitch Harper, KSL Sports

BIG 12 STANDINGS

| School | Big 12 | Pct. | Home | Away | Overall | Pct. | Home | Road | Neutral |
|----------------|------------|-------------|------------|------------|-------------|-------------|-------------|------------|------------|
| Houston | 6-2 | .750 | 4-0 | 2-2 | 19-2 | .905 | 12-0 | 3-2 | 4-0 |
| Iowa State | 5-2 | .714 | 4-0 | 1-2 | 16-4 | .789 | 13-0 | 2-2 | 1-2 |
| Texas Tech | 5-2 | .714 | 3-0 | 2-2 | 16-4 | .800 | 11-0 | 2-3 | 3-1 |
| Kansas | 5-3 | .625 | 4-0 | 1-3 | 17-4 | .810 | 11-0 | 2-3 | 4-1 |
| TCU | 5-3 | .625 | 3-1 | 2-2 | 16-5 | .762 | 10-1 | 4-2 | 2-2 |
| Baylor | 4-3 | .571 | 2-1 | 2-2 | 15-5 | .750 | 10-1 | 2-2 | 3-1 |
| Oklahoma | 4-4 | .500 | 2-2 | 2-2 | 16-5 | .762 | 11-2 | 2-2 | 3-1 |
| Kansas State | 4-4 | .500 | 3-1 | 1-3 | 14-7 | .667 | 11-2 | 2-3 | 2-2 |
| BYU | 3-4 | .429 | 2-2 | 1-2 | 15-5 | .750 | 11-2 | 1-3 | 3-0 |
| Cincinnati | 3-5 | .375 | 2-2 | 1-3 | 14-7 | .667 | 12-2 | 2-4 | 0-1 |
| Texas | 3-5 | .375 | 1-3 | 2-2 | 14-7 | .667 | 10-3 | 2-3 | 2-1 |
| UCF | 3-5 | .375 | 2-2 | 1-3 | 12-8 | .600 | 9-4 | 1-4 | 2-0 |
| West Virginia | 3-5 | .375 | 3-1 | 0-4 | 8-13 | .381 | 8-5 | 0-4 | 0-4 |
| Oklahoma State | 1-7 | .125 | 1-3 | 0-4 | 9-12 | .429 | 8-5 | 0-5 | 1-2 |

*as of February 1, 2024

Player(s) of the Week

| Date | Player | School |
|---------|---------------------------|--------------------------|
| Nov. 13 | Ja'Kobe Walter | Baylor |
| Nov. 20 | Hunter Dickinson | Kansas |
| Nov. 27 | Kevin McCullar Jr. | Kansas |
| Dec. 4 | Emanuel Miller | TCU |
| Dec. 11 | Arthur Kaluma | Kansas State |
| Dec. 18 | Micah Peavy | TCU |
| Dec. 28 | RaeQuan Battle | West Virginia |
| Jan. 2 | Pop Isaacs/RaeQuan Battle | Texas Tech/West Virginia |
| Jan. 8 | Hunter Dickinson | Kansas |
| Jan. 15 | Emanuel Miller | TCU |
| Jan. 22 | Jamal Shead | Houston |
| Jan. 29 | Emanuel Miller | TCU |
| Feb. 5 | | |
| Feb. 12 | | |
| Feb. 19 | | |
| Feb. 26 | | |
| March 4 | | |

Newcomer(s) of the Week

| Date | Player | School |
|---------|----------------------------|---------------|
| Nov. 13 | Hunter Dickinson | Kansas |
| Nov. 20 | Hunter Dickinson | Kansas |
| Nov. 27 | RayJ Dennis/Jaylin Sellers | Baylor/UCF |
| Dec. 4 | Chance McMillian | Texas Tech |
| Dec. 11 | Keshon Gilbert | Iowa State |
| Dec. 18 | Max Abmas | Texas |
| Dec. 28 | RaeQuan Battle | West Virginia |
| Jan. 2 | Keshon Gilbert | Iowa State |
| Jan. 8 | Hunter Dickinson | Kansas |
| Jan. 15 | Max Abmas | Texas |
| Jan. 22 | Arthur Kaluma | Kansas State |
| Jan. 29 | Chance McMillian | TCU |
| Feb. 5 | | |
| Feb. 12 | | |
| Feb. 19 | | |
| Feb. 26 | | |
| March 4 | | |

TEAM NATIONAL RANKINGS

| | National Rank | Big 12 Rank | Value | National Leader | Value |
|-------------------------------|---------------|-------------|-------|------------------------|-------|
| Assist-to-Turnover Ratio | 7 | 1 | 1.80 | Iowa | 1.89 |
| Assists Per Game | 2 | 2 | 20.2 | Kansas | 20.7 |
| Bench Points Per Game | 8 | 1 | 33.15 | Cornell | 39.17 |
| Blocks Per Game | 249 | 13 | 2.9 | App State | 7.0 |
| Effective FG Percentage | 9 | 1 | .573 | Indiana State | .613 |
| Fastbreak Points | 17 | 2 | 15.25 | TCU | 21.05 |
| Field Goal Percentage | 36 | 6 | 47.9 | Wright State | 53.6 |
| Field Goal Percentage Defense | 48 | 7 | 40.7 | Houston | 35.5 |
| Fouls Per Game | 210 | 12 | 17.2 | Creighton | 11.1 |
| Free Throw Attempts Per Game | 346 | 14 | 13.8 | Winthrop | 27.6 |
| Free Throw Percentage | 93 | 4 | 73.6 | Villanova | 82.1 |
| Free Throws Made Per Game | 338 | 14 | 10.2 | High Point | 21.2 |
| Rebound Margin | 13 | 2 | 9.2 | Arizona | 12.0 |
| Defensive Rebounds Per Game | 15 | 1 | 28.95 | UT Martin | 31.33 |
| Offensive Rebounds Per Game | 49 | 5 | 12.50 | Texas A&M | 18.65 |
| Rebounds Per Game | 11 | 2 | 41.45 | Florida | 44.90 |
| Scoring Defense | 40 | 4 | 65.7 | Houston | 52.9 |
| Scoring Margin | 4 | 3 | 18.6 | Houston | 21.2 |
| Scoring Offense | 18 | 2 | 84.4 | Alabama | 89.4 |
| Steals Per Game | 194 | 10 | 6.4 | UTEP | 11.9 |
| 3-Point Attempts Per Game | 2 | 1 | 33.2 | North Florida | 34.0 |
| 3-Point Percentage | 60 | 4 | 36.4 | Indiana State | 40.7 |
| 3-Point Percentage Defense | 25 | 3 | 29.8 | North Carolina Central | 26.0 |
| 3-Pointers Per Game | 2 | 1 | 12.1 | North Florida | 12.3 |
| Turnover Margin | 149 | 8 | 0.8 | Purdue Fort Wayne | 7.3 |
| Turnovers Forced Per Game | 204 | 12 | 12.00 | UTEP | 19.38 |
| Turnovers Per Game | 104 | 4 | 11.2 | Richmond | 8.6 |
| Winning Percentage | 42 | 7 | 75.0 | Purdue | 90.9 |

INDIVIDUAL NATIONAL RANKINGS

| | BYU Player | National Rank | Conference Rank | Value |
|-----------------------------|-----------------|---------------|-----------------|-------|
| Assist-to-Turnover Ratio | Aly Khalifa | 9 | 1 | 3.48 |
| | Spencer Johnson | 61 | 6 | 2.55 |
| | Dallin Hall | 76 | 7 | 2.42 |
| Assists | Dallin Hall | 81 | 9 | 92 |
| Assists Per Game | Dallin Hall | 79 | 8 | 4.6 |
| Field Goal Percentage | Jaxson Robinson | 258 | 8 | 44.2 |
| Rebounds Per Game | Noah Waterman | 311 | 11 | 6.2 |
| Defensive Rebounds Per Game | Noah Waterman | 249 | 8 | 4.6 |
| 3-Point Makes | Trevin Knell | 113 | 5 | 50 |
| | Jaxson Robinson | 150 | 6 | 47 |
| 3-Point Attempts | Jaxson Robinson | 122 | 5 | 130 |
| 3-Point Percentage | Trevin Knell | 7 | 1 | 45.0 |
| 3-Pointers Per Game | Trevin Knell | 74 | 3 | 2.63 |
| | Jaxson Robinson | 113 | 6 | 2.47 |

*as of February 1, 2024



TOP 25 POLLS

AP TOP 25 (JANUARY 29, 2024)

| No. | Team | Ovr. | Points | Prev. |
|-----|--------------------|-------------|-------------|-----------|
| 1 | UConn (48) | 18-2 | 1559 | 1 |
| 2 | Purdue (14) | 19-2 | 1517 | 2 |
| 3 | North Carolina | 17-3 | 1441 | 3 |
| 4 | Houston (1) | 18-2 | 1396 | 4 |
| 5 | Tennessee | 15-4 | 1328 | 5 |
| 6 | Wisconsin | 16-4 | 1135 | 13 |
| 7 | Duke | 15-4 | 1066 | 12 |
| 8 | Kansas | 16-4 | 1051 | 7 |
| 9 | Marquette | 15-5 | 1025 | 14 |
| 10 | Kentucky | 15-4 | 1018 | 6 |
| 11 | Arizona | 15-5 | 915 | 9 |
| 12 | Iowa State | 16-4 | 869 | 23 |
| 13 | Creighton | 16-5 | 741 | 17 |
| 14 | Illinois | 15-5 | 717 | 10 |
| 15 | Texas Tech | 16-3 | 713 | 20 |
| 16 | Auburn | 16-4 | 631 | 8 |
| 17 | Utah State | 18-2 | 596 | 18 |
| 18 | Baylor | 14-5 | 404 | 15 |
| 19 | New Mexico | 18-3 | 287 | 25 |
| 20 | Florida Atlantic | 17-4 | 321 | 22 |
| 21 | Dayton | 16-3 | 294 | 16 |
| 22 | BYU | 15-5 | 283 | 21 |
| 23 | Oklahoma | 15-5 | 247 | 11 |
| 24 | Alabama | 14-6 | 240 | RV |
| 25 | TCU | 15-5 | 215 | RV |

RECEIVING VOTES: South Carolina, San Diego State, Memphis, Northwestern, Ole Miss, Texas, Colorado State, Saint Mary's, Indiana State, Boise State, Richmond, Gonzaga, Virginia, McNeese State, App State

USA TODAY COACHES POLL (JANUARY 29, 2024)

| No. | Team | Ovr. | Points | Prev. |
|-----|--------------------|-------------|------------|-----------|
| 1 | UConn (1) | 18-2 | 766 | 1 |
| 2 | Purdue (8) | 19-2 | 746 | 2 |
| 3 | North Carolina | 17-3 | 710 | 3 |
| 4 | Houston (1) | 18-2 | 680 | 4 |
| 5 | Tennessee | 15-4 | 658 | 5 |
| 6 | Wisconsin | 16-4 | 593 | 10 |
| 7 | Duke | 15-4 | 512 | 12 |
| 8 | Kentucky | 15-4 | 510 | 6 |
| 9 | Kansas | 16-4 | 503 | 8 |
| 10 | Marquette | 15-5 | 454 | 15 |
| 11 | Iowa State | 16-4 | 408 | 18 |
| 12 | Arizona | 15-5 | 405 | 9 |
| 13 | Creighton | 16-5 | 367 | 16 |
| 14 | Illinois | 15-5 | 359 | 11 |
| 15 | Texas Tech | 16-3 | 340 | 21 |
| 16 | Auburn | 16-4 | 331 | 6 |
| 17 | Utah State | 18-2 | 258 | 20 |
| 18 | Baylor | 14-5 | 188 | 14 |
| 19 | Dayton | 16-3 | 166 | 17 |
| 20 | New Mexico | 18-3 | 162 | 25 |
| 21 | BYU | 15-5 | 159 | 19 |
| 22 | Alabama | 14-6 | 127 | RV |
| 23 | Florida Atlantic | 17-4 | 122 | 24 |
| 24 | Oklahoma | 15-5 | 106 | 13 |
| 25 | TCU | 15-5 | 99 | RV |

RECEIVING VOTES: San Diego State, Ole Miss, South Carolina, Gonzaga, Memphis, Northwestern, Colorado State, Indiana State, Texas, Grand Canyon, Saint Mary's, Virginia, McNeese State, App State, Seton Hall, Cornell, Princeton

LAST TIME BYU WON AS TOP 25

| Home | Away | Neutral |
|--------------------------|----------|----------|
| #1: ... | ... | ... |
| #2: ... | ... | ... |
| #3: ... Wyoming | 3/5/11 | (0-1) |
| #4: ... | ... | ... |
| #5: ... | ... | (0-2) |
| #6: ... | ... | ... |
| #7: ... Colorado State | 2/23/11 | 2/26/11 |
| #8: ... UNLV | 2/5/11 | 2/2/11 |
| #9: ... San Diego State | 1/16/11 | 1/22/11 |
| #10: ... UTEP | 2/5/72 | 2/11/72 |
| #11: ... Utah | 2/19/72 | 1/11/11 |
| #12: ... TCU | 2/2/10 | 12/4/21 |
| #13: ... San Diego State | 2/24/10 | 1/23/10 |
| #14: ... Wyoming | 12/30/23 | 3/6/10 |
| #15: ... Air Force | 1/8/11 | 1/5/11 |
| #16: ... Fresno Pacific | 1/11/11 | 12/30/10 |
| #17: ... Bellarmine | 12/22/23 | 2/29/20 |
| #18: ... Georgia State | 12/16/23 | 1/13/24 |
| #19: ... UTEP | 2/1/92 | (0-3) |
| #20: ... Iowa State | 3/16/24 | ... |
| #21: ... Texas | 1/27/24 | 12/1/10 |
| #22: ... | ... | ... |
| #23: ... | ... | (0-2) |
| #24: ... Gonzaga | 2/2/12 | ... |
| #25: ... Saint Mary's | 2/4/16 | 1/14/16 |

BYU IN THE POLLS

| Ranking in AP Poll | | | | | | | | | | Last Win |
|--------------------|---------------|---------------|--------------|--------------|---|--|--|--|--|-------------|
| As | Overall | Home | Away | Neutral | Last Meeting | | | | | |
| As #1 | 0-0 | 0-0 | 0-0 | 0-0 | -- | | | | | -- |
| As #2 | 0-0 | 0-0 | 0-0 | 0-0 | -- | | | | | -- |
| As #3 | 3-2 | 3-1 | 0-1 | 0-0 | W, 102-78 vs. Wyoming (3/5/11) | | | | | Same |
| As #4 | 0-0 | 0-0 | 0-0 | 0-0 | -- | | | | | -- |
| As #5 | 0-2 | 0-0 | 0-2 | 0-0 | L, 86-80 at Wake Forest (12/22/55) | | | | | -- |
| As #6 | 4-1 | 0-0 | 1-1 | 3-0 | W, 82-79 vs. Cincinnati (12/18/71) | | | | | Same |
| As #7 | 11-6 | 5-0 | 6-6 | 0-0 | W, 80-67 at #6 San Diego State (2/26/11) | | | | | Same |
| As #8 | 12-3 | 8-0 | 1-0 | 3-3 | L, 72-54 vs. #7 San Diego State (3/12/11) | 87-76 vs. New Mexico (3/11/11) | | | | Same |
| As #9 | 5-3 | 4-2 | 1-1 | 0-0 | L, 86-77 at New Mexico (1/29/11) | 71-58 vs. #4 San Diego State (1/26/11) | | | | Same |
| As #10 | 9-2 | 6-0 | 1-1 | 2-1 | L, 83-74 vs. #15 Florida (3/24/11) | 89-67 vs. Gonzaga (3/19/11) | | | | Same |
| As #11 | 9-4 | 2-0 | 3-2 | 4-2 | W, 104-79 at Utah (1/11/11) | | | | | Same |
| As #12 | 12-7 | 7-3 | 6-4 | 0-1 | L, 60-71 vs. Cincinnati (1/6/24) | W, 74-68 at Missouri State (12/4/21) | | | | Same |
| As #13 | 8-1 | 5-1 | 3-0 | 0-0 | L, 83-81 vs. New Mexico (2/27/10) | 82-68 vs. San Diego State (2/24/10) | | | | Same |
| As #14 | 13-3 | 4-0 | 6-1 | 3-3 | W, 94-68 vs. Wyoming (12/30/23) | | | | | Same |
| As #15 | 13-9 | 9-4 | 4-5 | 0-0 | W, 76-66 vs. Air Force (1/8/11) | | | | | Same |
| As #16 | 9-2 | 3-0 | 3-0 | 3-2 | W, 93-57 vs. Fresno Pacific (1/1/11) | | | | | Same |
| As #17 | 12-2 | 10-1 | 1-0 | 1-1 | W, 101-59 vs. Bellarmine (12/22/23) | | | | | Same |
| As #18 | 23-5 | 14-1 | 6-4 | 3-0 | W, 63-58 at UCF (1/13/24) | | | | | Same |
| As #19 | 17-3 | 10-0 | 5-1 | 2-2 | W, 85-56 vs. Fresno State (12/1/23) | | | | | Same |
| As #20 | 11-8 | 4-1 | 4-3 | 3-4 | W, 87-72 vs. #24 Iowa State (1/16/24) | | | | | Same |
| As #21 | 7-3 | 3-1 | 3-2 | 1-0 | W, 84-72 vs. Texas (1/27/24) | | | | | Same |
| As #22 | 0-0 | 0-0 | 0-0 | 0-0 | -- | | | | | -- |
| As #23 | 12-2 | 7-0 | 1-2 | 4-0 | W, 91-78 vs. #2 Gonzaga (2/22/20) | | | | | Same |
| As #24 | 4-3 | 2-0 | 0-1 | 2-2 | L, 83-72 vs. Creighton (12/11/21) | 82-71 vs. Utah State (12/8/21) | | | | Same |
| As #25 | 7-4 | 4-0 | 1-0 | 2-4 | W, 83-77 at UTEP (1/9/10) | | | | | Same |
| Total | 208-79 | 111-16 | 60-38 | 37-26 | W, 84-72 vs. Texas (1/27/24) | | | | | Same |

BYU VERSUS THE POLLS

| Ranking in the AP Poll | | | | | | | | | | Last Win |
|------------------------|---------------|--------------|--------------|--------------|--|-------------------------------------|--|--|--|--|
| Vs | Overall | Home | Away | Neutral | Last Meeting | | | | | |
| Vs #1 | 1-9 | 0-2 | 1-2 | 0-5 | L, 88-78 vs. Gonzaga (3/9/21) | 79-71 at Gonzaga (2/25/17) | | | | Same |
| Vs #2 | 3-12 | 2-3 | 1-8 | 0-1 | L, 90-57 vs. Gonzaga | 91-78 vs. Gonzaga (2/22/20) | | | | Same |
| Vs #3 | 2-6 | 1-3 | 1-2 | 0-1 | W, 73-70 at Gonzaga (2/28/15) | | | | | Same |
| Vs #4 | 1-8 | 1-2 | 0-2 | 0-4 | L, 68-75 vs. Houston (1/23/24) | 71-58 vs. San Diego State (1/26/11) | | | | Same |
| Vs #5 | 1-11 | 1-4 | 0-5 | 0-2 | L, 82-69 at UCLA (11/15/06) | 76-74 vs. Utah (2/11/55) | | | | Same |
| Vs #6 | 2-7 | 0-4 | 1-1 | 1-2 | L, 75-54 vs. Gonzaga (3/6/18) | 80-67 at San Diego State (2/26/11) | | | | Same |
| Vs #7 | 3-11 | 1-1 | 0-4 | 2-6 | L, 86-70 at Nevada (11/6/18) | 84-75 vs. Washington (12/22/84) | | | | Same |
| Vs #8 | 2-7 | 1-2 | 0-3 | 1-2 | L, 75-74 vs. Gonzaga (1/12/23) | 51-49 vs. Utah (3/9/91) | | | | Same |
| Vs #9 | 3-9 | 2-2 | 0-4 | 1-3 | L, 68-61 vs. Michigan State (12/8/07) | 95-76 vs. Utah (3/7/81) | | | | Same |
| Vs #10 | 5-5 | 1-3 | 2-2 | 2-0 | L, 96-85 vs. Utah (3/2/96) | 78-53 vs. UCLA (3/14/81) | | | | Same |
| Vs #11 | 1-7 | 0-2 | 0-2 | 1-3 | L, 78-74 vs. Arizona (11/28/98) | 102-93 vs. Villanova (12/29/70) | | | | Same |
| Vs #12 | 3-8 | 0-1 | 1-4 | 2-3 | W, 81-49 vs. Oregon (11/16/21) | | | | | Same |
| Vs #13 | 5-7 | 3-1 | 0-4 | 2-2 | L, 65-61 vs. Utah (12/10/14) | 61-52 vs. Air Force (1/27/07) | | | | Same |
| Vs #14 | 1-7 | 1-4 | 0-3 | 0-0 | L, 72-81 at Baylor (1/9/24) | 93-73 vs. Pittsburgh (12/23/86) | | | | Same |
| Vs #15 | 3-5 | 3-1 | 0-2 | 0-2 | L, 92-87 vs. San Diego State (11/24/14) | 72-69 vs. UTEP (2/15/86) | | | | Same |
| Vs #16 | 4-7 | 1-1 | 2-4 | 1-2 | L, 69-76 vs. Saint Mary's (3/6/23) | 83-62 at New Mexico (2/26/98) | | | | Same |
| Vs #17 | 3-5 | 2-2 | 0-2 | 1-1 | W, 74-65 vs. San Diego State (11/20/23) | | | | | Same |
| Vs #18 | 6-3 | 4-1 | 1-1 | 1-1 | W, 72-62 at San Diego State (12/18/21) | | | | | Same |
| Vs #19 | 4-5 | 3-0 | 0-4 | 1-1 | L, 75-82 at San Diego State (11/11/22) | 69-59 vs. Oklahoma State (11/23/94) | | | | Same |
| Vs #20 | 3-7 | 2-3 | 0-0 | 1-4 | W, 85-72 vs. Saint Mary's (3/5/18) | | | | | Same |
| Vs #21 | 1-6 | 0-3 | 0-3 | 1-0 | W, 83-80 vs. Gonzaga (12/10/22) | | | | | Same |
| Vs #22 | 0-2 | 0-2 | 0-0 | 0-0 | L, 56-57 vs. Saint Mary's (1/28/23) | | | | | -- |
| Vs #23 | 0-3 | 0-0 | 0-3 | 0-0 | L, 76-72 at New Mexico (1/27/10) | | | | | -- |
| Vs #24 | 2-1 | 2-1 | 0-0 | 0-0 | W, 87-72 vs. Iowa State (1/16/24) | | | | | Same |
| Vs #25 | 7-5 | 3-1 | 3-2 | 1-2 | W, 70-59 vs. Saint Mary's (2/4/16) | | | | | Same |
| Total | 66-163 | 34-49 | 13-67 | 19-47 | L, 68-75 vs. #4 Houston (1/23/24) | | | | | W, 87-72 vs. #24 Iowa State (1/16/24) |

LAST TIME BYU WON VS TOP 25

| Home | Away | Neutral | |
|--------------------------|----------|--------------------------|----------|
| #1: ... | (0-2) | Gonzaga 2/25/17 | (0-5) |
| #2: ... Gonzaga | 2/22/20 | UCLA 11/27/81 | (0-1) |
| #3: ... | (0-4) | Gonzaga 2/28/15 | (0-1) |
| #4: ... San Diego State | 1/26/11 | ... | (0-4) |
| #5: ... Utah | 2/11/55 | ... | (0-2) |
| #6: ... | (0-4) | San Diego State 2/26/11 | 11/23/07 |
| #7: ... Washington | 12/22/84 | ... | 3/19/81 |
| #8: ... UTEP | 3/1/84 | ... | 3/9/91 |
| #9: ... Utah | 3/7/81 | ... | 12/21/92 |
| #10: ... Utah | 1/31/49 | Wyoming 1/8/51 | 3/14/81 |
| #11: ... | (0-2) | ... | 12/29/70 |
| #12: ... | (0-1) | Wyoming 1/15/88 | 11/16/21 |
| #13: ... Air Force | 1/27/07 | ... | 12/22/01 |
| #14: ... Pittsburgh | 12/23/86 | ... | ... |
| #15: ... UTEP | 2/15/86 | ... | (0-2) |
| #16: ... Notre Dame | 1/13/86 | New Mexico 2/26/98 | 3/16/57 |
| #17: ... San Diego State | 11/10/23 | ... | 12/19/80 |
| #18: ... Wyoming | 2/1/88 | San Diego State 12/18/20 | 12/7/72 |
| #19: ... UTEP | 2/1/92 | ... | 11/23/94 |
| #20: ... Arizona State | 1/25/74 | ... | 3/6/18 |
| #21: ... | (0-3) | ... | 12/10/22 |
| #22: ... | (0-2) | ... | ... |
| #23: ... | (0-2) | ... | (0-1) |
| #24: ... Iowa State | 1/16/24 | ... | ... |
| #25: ... Saint Mary's | 2/4/16 | Gonzaga 1/14/16 | 12/6/03 |



2023-24 SCORING BY HALF (BYU-OPPONENT)

| Opponent | 1st Half | Margin | FG% | 2nd Half | Margin | FG% | OT | Margin | FG% | Final | Margin | FG% |
|------------------------|----------------|-------------|------------------|----------------|-------------|------------------|----------|----------|----------|------------------|-------------|------------------|
| Houston Christian | 56-18 | +38 | 46.3-25.0 | 54-45 | +9 | 48.8-59.4 | - | - | - | 110-63 | +47 | 47.6-43.3 |
| San Diego State | 33-28 | +5 | 37.1-41.7 | 41-37 | +4 | 50.0-47.1 | - | - | - | 74-65 | +9 | 42.6-44.8 |
| Southeastern Louisiana | 52-17 | +35 | 48.6-20.0 | 53-31 | +22 | 52.8-35.5 | - | - | - | 105-48 | +57 | 50.7-28.6 |
| Morgan State | 42-29 | +13 | 60.7-36.4 | 51-21 | +30 | 51.6-33.3 | - | - | - | 93-50 | +43 | 55.9-34.9 |
| vs. Arizona State | 32-17 | +15 | 31.4-28.6 | 45-32 | +13 | 51.6-37.9 | - | - | - | 77-49 | +28 | 40.9-33.3 |
| vs. NC State | 38-43 | -5 | 43.3-43.8 | 57-43 | +14 | 70.0-50.0 | - | - | - | 95-86 | +9 | 56.7-46.9 |
| vs. Fresno State | 36-23 | +13 | 45.5-47.6 | 49-33 | +16 | 52.8-46.2 | - | - | - | 85-56 | +29 | 49.3-46.8 |
| Evansville | 47-25 | +22 | 50.0-32.4 | 49-30 | +19 | 56.7-34.4 | - | - | - | 96-55 | +41 | 52.9-33.3 |
| at Utah | 31-45 | -14 | 36.4-56.7 | 38-28 | +10 | 36.8-40.7 | - | - | - | 69-73 | -4 | 36.6-49.1 |
| Denver | 45-25 | +20 | 48.6-33.3 | 46-49 | -3 | 51.5-51.4 | - | - | - | 90-74 | +16 | 50.0-42.6 |
| Georgia State | 39-26 | +13 | 43.8-42.9 | 47-28 | +19 | 47.4-30.8 | - | - | - | 86-54 | +32 | 45.7-37.0 |
| Bellarmine | 42-28 | +14 | 48.5-36.7 | 59-31 | +28 | 66.7-52.2 | - | - | - | 101-59 | +42 | 58.0-43.4 |
| Wyoming | 44-33 | +11 | 50.0-42.9 | 50-35 | +15 | 56.8-37.1 | - | - | - | 94-68 | +26 | 53.4-39.7 |
| Cincinnati | 31-24 | +7 | 36.7-28.0 | 29-47 | -18 | 29.4-55.2 | - | - | - | 60-71 | -11 | 32.8-42.6 |
| at Baylor | 39-33 | +6 | 51.9-35.5 | 33-48 | -15 | 46.2-51.9 | - | - | - | 72-81 | -9 | 49.1-43.1 |
| at UCF | 26-24 | +2 | 38.5-25.8 | 37-34 | +3 | 42.3-33.3 | - | - | - | 63-58 | +5 | 40.4-29.3 |
| Iowa State | 39-35 | +4 | 38.7-53.6 | 48-37 | +11 | 57.7-35.5 | - | - | - | 87-72 | +15 | 47.7-44.1 |
| at Texas Tech | 48-32 | +16 | 54.5-35.3 | 30-53 | -23 | 35.1-63.0 | - | - | - | 78-85 | -7 | 44.3-47.5 |
| Houston | 34-41 | -7 | 48.3-50.0 | 34-34 | 0 | 36.7-31.0 | - | - | - | 68-75 | -7 | 42.4-40.7 |
| Texas | 44-41 | +3 | 65.5-51.5 | 40-31 | +9 | 62.5-35.7 | - | - | - | 84-72 | +12 | 64.0-44.3 |
| at West Virginia | - | - | - | - | - | - | - | - | - | - | - | - |
| at Oklahoma | - | - | - | - | - | - | - | - | - | - | - | - |
| Kansas State | - | - | - | - | - | - | - | - | - | - | - | - |
| UCF | - | - | - | - | - | - | - | - | - | - | - | - |
| at Oklahoma State | - | - | - | - | - | - | - | - | - | - | - | - |
| Baylor | - | - | - | - | - | - | - | - | - | - | - | - |
| at Kansas State | - | - | - | - | - | - | - | - | - | - | - | - |
| at Kansas | - | - | - | - | - | - | - | - | - | - | - | - |
| TCU | - | - | - | - | - | - | - | - | - | - | - | - |
| at Iowa State | - | - | - | - | - | - | - | - | - | - | - | - |
| Oklahoma State | - | - | - | - | - | - | - | - | - | - | - | - |
| TOTALS | 798-587 | +211 | 46.0-38.4 | 889-727 | +162 | 49.8-44.3 | - | - | - | 1698-1303 | +395 | 47.9-40.7 |

2023-24 SUPERLATIVES (BYU-OPPONENT)

| Opponent | In the Paint | | Off Turnovers | | Second Chance | | Fast Break | | Starters | | Bench | | Big Run | | Big Lead | |
|------------------------|-----------------------|------------|-----------------------|------------|-----------------------|------------|---------------------|------------|-----------------------|------------|-----------------------|------------|------------|-----------|-----------|-----------|
| | BYU | Opp. | BYU | Opp. | BYU | Opp. | BYU | Opp. | BYU | Opp. | BYU | Opp. | BYU | Opp. | BYU | Opp. |
| Houston Christian | 50 | 38 | 18 | 7 | 28 | 2 | 22 | 3 | 71 | 57 | 39 | 6 | 10 | 5 | 48 | 0 |
| San Diego State | 26 | 22 | 11 | 10 | 6 | 8 | 17 | 8 | 32 | 56 | 42 | 9 | 10 | 7 | 11 | 7 |
| Southeastern Louisiana | 32 | 22 | 23 | 2 | 17 | 11 | 17 | 0 | 59 | 33 | 46 | 15 | 21 | 7 | 58 | 0 |
| Morgan State | 42 | 30 | 24 | 10 | 14 | 11 | 32 | 4 | 49 | 27 | 44 | 23 | 20 | 7 | 43 | 0 |
| vs. Arizona State | 26 | 24 | 11 | 5 | 20 | 3 | 15 | 8 | 51 | 29 | 26 | 20 | 9 | 5 | 29 | 4 |
| vs. NC State | 38 | 30 | 8 | 13 | 14 | 7 | 15 | 21 | 54 | 75 | 41 | 11 | 11 | 9 | 14 | 12 |
| vs. Fresno State | 40 | 32 | 36 | 7 | 15 | 4 | 19 | 7 | 43 | 34 | 42 | 22 | 11 | 4 | 32 | 2 |
| Evansville | 40 | 26 | 15 | 10 | 15 | 8 | 12 | 10 | 50 | 39 | 46 | 16 | 17 | 7 | 47 | 1 |
| at Utah | 38 | 34 | 20 | 15 | 20 | 6 | 2 | 5 | 35 | 53 | 34 | 20 | 5 | 10 | 1 | 16 |
| Denver | 40 | 44 | 10 | 8 | 16 | 9 | 15 | 9 | 45 | 55 | 45 | 19 | 9 | 6 | 27 | 0 |
| Georgia State | 24 | 24 | 15 | 5 | 6 | 8 | 21 | 11 | 51 | 39 | 35 | 15 | 9 | 9 | 34 | 0 |
| Bellarmine | 40 | 28 | 28 | 3 | 8 | 2 | 26 | 3 | 55 | 46 | 46 | 13 | 10 | 5 | 42 | 5 |
| Wyoming | 40 | 34 | 16 | 12 | 22 | 11 | 17 | 4 | 53 | 61 | 41 | 7 | 18 | 5 | 31 | 1 |
| Cincinnati | 12 | 30 | 19 | 17 | 5 | 14 | 16 | 13 | 50 | 44 | 10 | 27 | 11 | 10 | 10 | 11 |
| at Baylor | 34 | 22 | 4 | 18 | 5 | 6 | 8 | 11 | 46 | 62 | 26 | 19 | 6 | 10 | 9 | 11 |
| at UCF | 22 | 22 | 8 | 12 | 12 | 9 | 5 | 9 | 46 | 57 | 17 | 1 | 9 | 8 | 13 | 4 |
| Iowa State | 26 | 34 | 17 | 10 | 10 | 15 | 21 | 8 | 74 | 52 | 13 | 20 | 10 | 9 | 24 | 3 |
| at Texas Tech | 32 | 32 | 4 | 22 | 18 | 7 | 2 | 12 | 61 | 69 | 17 | 16 | 10 | 9 | 17 | 7 |
| Houston | 28 | 22 | 7 | 17 | 7 | 15 | 13 | 7 | 44 | 59 | 24 | 16 | 9 | 11 | 5 | 12 |
| Texas | 40 | 26 | 12 | 17 | 9 | 14 | 10 | 7 | 55 | 50 | 29 | 22 | 10 | 6 | 17 | 7 |
| at West Virginia | - | - | - | - | - | - | - | - | - | - | - | - | - | - | - | - |
| at Oklahoma | - | - | - | - | - | - | - | - | - | - | - | - | - | - | - | - |
| Kansas State | - | - | - | - | - | - | - | - | - | - | - | - | - | - | - | - |
| UCF | - | - | - | - | - | - | - | - | - | - | - | - | - | - | - | - |
| at Oklahoma State | - | - | - | - | - | - | - | - | - | - | - | - | - | - | - | - |
| Baylor | - | - | - | - | - | - | - | - | - | - | - | - | - | - | - | - |
| at Kansas State | - | - | - | - | - | - | - | - | - | - | - | - | - | - | - | - |
| at Kansas | - | - | - | - | - | - | - | - | - | - | - | - | - | - | - | - |
| TCU | - | - | - | - | - | - | - | - | - | - | - | - | - | - | - | - |
| at Iowa State | - | - | - | - | - | - | - | - | - | - | - | - | - | - | - | - |
| Oklahoma State | - | - | - | - | - | - | - | - | - | - | - | - | - | - | - | - |
| TOTALS | 670 | 576 | 306 | 220 | 267 | 170 | 311 | 154 | 1025 | 997 | 663 | 317 | 102 | 57 | 48 | 11 |
| RECORD (W/L/T) | (11-3/2-1/2-1) | | (12-2/3-3/0-0) | | (11-2/4-3/0-0) | | (13-2-3/0-0) | | (10-1/5-4/0-0) | | (14-4/1-1/0-0) | | | | | |

*Superlatives in Bold



2023-24 BYU STARTING LINEUPS

| Opponent | (1) | (2) | (3) | (4) | (5) |
|-------------------|---------|---------|----------|----------|---------|
| Houston Christian | Stewart | Johnson | Knell | Waterman | Traore |
| San Diego State | Stewart | Johnson | Knell | Waterman | Traore |
| Southeastern La. | Stewart | Johnson | Knell | Waterman | Traore |
| Morgan State | Stewart | Johnson | Knell | Waterman | Traore |
| vs. Arizona State | Hall | Johnson | Knell | Waterman | Traore |
| vs. NC State | Hall | Johnson | Knell | Waterman | Traore |
| vs. Fresno State | Hall | Johnson | Knell | Waterman | Khalifa |
| Evansville | Hall | Johnson | Knell | Waterman | Khalifa |
| at Utah | Hall | Johnson | Knell | Waterman | Khalifa |
| Denver | Hall | Johnson | Knell | Waterman | Khalifa |
| Georgia State | Hall | Johnson | Knell | Waterman | Khalifa |
| Bellarmine | Hall | Johnson | Knell | Waterman | Khalifa |
| Wyoming | Hall | Johnson | Knell | Waterman | Khalifa |
| Cincinnati | Hall | Johnson | Knell | Waterman | Khalifa |
| at Baylor | Hall | Johnson | Knell | Waterman | Khalifa |
| at UCF | Hall | Johnson | Knell | Waterman | Khalifa |
| Iowa State | Hall | Johnson | Robinson | Waterman | Khalifa |
| at Texas Tech | Hall | Johnson | Robinson | Saunders | Khalifa |
| Houston | Hall | Johnson | Robinson | Waterman | Khalifa |
| Texas | Hall | Johnson | Robinson | Waterman | Khalifa |
| at West Virginia | | | | | |
| at Oklahoma | | | | | |
| Kansas State | | | | | |
| UCF | | | | | |
| at Oklahoma State | | | | | |
| Baylor | | | | | |
| at Kansas State | | | | | |
| at Kansas | | | | | |
| TCU | | | | | |
| at Iowa State | | | | | |
| Oklahoma State | | | | | |

GAMES PLAYED/STARTED

| Player | Games Played | | Games Started | |
|--------------------|--------------|-------------|---------------|-------------|
| | Season | Career | Season | Career |
| Marcus Adams Jr. | 1 (1-0) | 1 (1-0) | 0 (0-0) | 0 (0-0) |
| Atiki Ally Atiki | 17 (13-4) | 81 (52-29) | 0 (0-0) | 4 (3-1) |
| Dawson Baker | 4 (3-1) | 83 (55-28)* | 0 (0-0) | 71 (49-22)* |
| Tredyn Christensen | 0 (0-0) | 9 (6-3) | 0 (0-0) | 0 (0-0) |
| Dallin Hall | 20 (15-5) | 54 (34-20) | 16 (11-5) | 37 (22-15) |
| Tanner Hayhurst | 11 (11-0) | 11 (11-0) | 0 (0-0) | 0 (0-0) |
| Spencer Johnson | 20 (15-5) | 106 (70-36) | 20 (15-5) | 42 (25-17) |
| Aly Khalifa | 17 (12-5) | 83 (52-31) | 14 (9-5) | 78 (48-30)* |
| Trevin Knell | 19 (14-5) | 100 (73-27) | 16 (13-3) | 40 (29-11) |
| Jared McGregor | 11 (11-0) | 17 (16-1) | 0 (0-0) | 0 (0-0) |
| Jaxson Robinson | 19 (14-5) | 82 (50-32)* | 4 (2-2) | 41 (22-19)* |
| Richie Saunders | 20 (15-5) | 54 (34-20) | 1 (0-1) | 3 (0-3) |
| Trey Stewart | 15 (12-3) | 53 (35-18) | 4 (4-0) | 4 (4-0) |
| Fousseyni Traore | 12 (8-4) | 78 (48-30) | 6 (6-0) | 60 (37-23) |
| Townsend Tripple | 14 (12-2) | 14 (12-2) | 0 (0-0) | 0 (0-0) |
| Noah Waterman | 19 (15-4) | 95 (56-39)* | 19 (15-4) | 56 (35-21)* |

*Includes games played at previous NCAA Division I schools

WIN-LOSS RECORD

| Win-Loss Record | (1) | (2) | (3) | (4) | (5) |
|-----------------|---------|---------|----------|----------|---------|
| 7-3 | Hall | Johnson | Knell | Waterman | Khalifa |
| 4-0 | Stewart | Johnson | Knell | Waterman | Traore |
| 2-0 | Hall | Johnson | Knell | Waterman | Traore |
| 2-1 | Hall | Johnson | Robinson | Waterman | Khalifa |
| 0-1 | Hall | Johnson | Robinson | Saunders | Khalifa |

LATE GAME FREE THROWS

| Player | Last Game | 5:00 - 2:00 | | 1:59-0:00/Overtime | | | Career Total |
|--------------------|------------|-------------|--------------|--------------------|-------------|--------------|--------------|
| | | Season | Career | Last Game | Season | Career | |
| Noah Waterman | 0-0 (.000) | 2-2 (1.000) | 7-10 (.700) | 0-0 (.000) | 0-0 (.000) | 11-19 (.579) | 18-29 (.621) |
| Trey Stewart | 0-0 (.000) | 0-1 (.000) | 0-1 (.000) | 0-0 (.000) | 0-0 (.000) | 2-3 (.667) | 2-4 (.500) |
| Jaxson Robinson | 0-0 (.000) | 2-3 (.667) | 3-5 (.600) | 0-0 (.000) | 6-7 (.857) | 10-13 (.769) | 13-18 (.722) |
| Atiki Ally Atiki | 0-0 (.000) | 3-4 (.750) | 12-17 (.706) | 0-0 (.000) | 0-0 (.000) | 1-5 (.200) | 13-22 (.591) |
| Tredyn Christensen | 0-0 (.000) | 0-0 (.000) | 2-2 (1.000) | 0-0 (.000) | 0-0 (.000) | 0-0 (.000) | 2-2 (1.000) |
| Townsend Tripple | 0-0 (.000) | 0-0 (.000) | 0-0 (.000) | 0-0 (.000) | 7-8 (.875) | 7-8 (.875) | 7-8 (.875) |
| Richie Saunders | 0-0 (.000) | 2-3 (.667) | 2-3 (.667) | 0-0 (.000) | 6-6 (1.000) | 8-8 (1.000) | 10-11 (.909) |
| Spencer Johnson | 0-0 (.000) | 7-9 (.778) | 15-18 (.833) | 2-2 (1.000) | 3-6 (.500) | 12-31 (.387) | 27-39 (.692) |
| Trevin Knell | 0-0 (.000) | 0-2 (.000) | 7-11 (.636) | 0-0 (.000) | 0-0 (.000) | 2-2 (1.000) | 9-13 (.692) |
| Marcus Adams Jr. | 0-0 (.000) | 0-0 (.000) | 0-0 (.000) | 0-0 (.000) | 0-0 (.000) | 0-0 (.000) | 0-0 (.000) |
| Tanner Hayhurst | 0-0 (.000) | 0-0 (.000) | 0-0 (.000) | 0-0 (.000) | 0-0 (.000) | 0-0 (.000) | 0-0 (.000) |
| Dawson Baker | 0-0 (.000) | 0-0 (.000) | 31-41 (.756) | 0-0 (.000) | 0-0 (.000) | 31-35 (.886) | 62-76 (.816) |
| Dallin Hall | 0-0 (.000) | 6-8 (.750) | 12-20 (.600) | 2-2 (1.000) | 7-10 (.700) | 22-30 (.733) | 34-50 (.680) |
| Fousseyni Traore | 0-0 (.000) | 1-2 (.500) | 17-24 (.708) | 2-2 (1.000) | 4-6 (.667) | 17-22 (.773) | 34-46 (.739) |
| Aly Khalifa | 0-0 (.000) | 0-1 (.000) | 2-4 (.500) | 0-0 (.000) | 2-3 (.667) | 4-10 (.400) | 6-14 (.428) |
| Jared McGregor | 0-0 (.000) | 0-0 (.000) | 0-0 (.000) | 0-0 (.000) | 0-0 (.000) | 0-0 (.000) | 0-0 (.000) |

LATE GAME SHOOTING

| Player | Last Game | 5:00 - 2:00 | | 1:59-0:00/Overtime | | | Career Total |
|--------------------|------------|-------------|--------------|--------------------|-------------|--------------|---------------|
| | | Season | Career | Last Game | Season | Career | |
| Noah Waterman | 0-1 (.000) | 6-8 (.750) | 12-31 (.387) | 0-1 (.000) | 1-4 (.250) | 9-18 (.500) | 21-49 (.429) |
| Trey Stewart | 0-0 (.000) | 3-6 (.500) | 4-14 (.286) | 0-0 (.000) | 0-2 (.000) | 2-6 (.333) | 6-20 (.300) |
| Jaxson Robinson | 0-0 (.000) | 8-15 (.533) | 15-42 (.357) | 0-1 (.000) | 0-6 (.000) | 9-28 (.321) | 24-69 (.348) |
| Atiki Ally Atiki | 0-0 (.000) | 4-7 (.571) | 14-20 (.700) | 0-0 (.000) | 2-4 (.500) | 6-11 (.545) | 20-31 (.645) |
| Tredyn Christensen | 0-0 (.000) | 0-0 (.000) | 0-2 (.000) | 0-0 (.000) | 0-0 (.000) | 1-2 (.500) | 1-4 (.250) |
| Townsend Tripple | 0-0 (.000) | 1-2 (.500) | 1-2 (.500) | 0-0 (.000) | 4-7 (.571) | 4-7 (.571) | 6-9 (.667) |
| Richie Saunders | 0-1 (.000) | 4-8 (.500) | 5-13 (.385) | 0-0 (.000) | 5-15 (.333) | 9-20 (.450) | 14-33 (.424) |
| Spencer Johnson | 0-0 (.000) | 1-5 (.200) | 22-35 (.629) | 0-0 (.000) | 3-4 (.750) | 16-24 (.667) | 38-59 (.644) |
| Trevin Knell | 0-0 (.000) | 2-10 (.200) | 15-38 (.395) | 0-0 (.000) | 1-5 (.200) | 4-16 (.250) | 19-54 (.352) |
| Marcus Adams Jr. | 0-0 (.000) | 1-3 (.333) | 1-3 (.333) | 0-0 (.000) | 0-2 (.000) | 0-2 (.000) | 1-5 (.200) |
| Tanner Hayhurst | 0-0 (.000) | 0-1 (.000) | 0-1 (.000) | 0-0 (.000) | 1-4 (.250) | 1-4 (.250) | 1-5 (.200) |
| Dawson Baker | 0-0 (.000) | 2-3 (.667) | 34-70 (.486) | 0-0 (.000) | 0-0 (.000) | 22-51 (.431) | 56-121 (.463) |
| Dallin Hall | 0-0 (.000) | 8-12 (.667) | 16-31 (.516) | 0-0 (.000) | 3-6 (.500) | 9-24 (.375) | 25-55 (.455) |
| Fousseyni Traore | 1-2 (.500) | 3-5 (.600) | 19-36 (.528) | 0-0 (.000) | 0-1 (.000) | 11-16 (.688) | 30-52 (.577) |
| Aly Khalifa | 0-0 (.000) | 3-4 (.750) | 18-36 (.500) | 0-0 (.000) | 0-1 (.000) | 11-26 (.423) | 29-62 (.468) |
| Jared McGregor | 0-0 (.000) | 0-1 (.000) | 0-1 (.000) | 0-0 (.000) | 2-5 (.400) | 4-9 (.444) | 5-10 (.500) |

*Includes games played at previous NCAA Division I schools



MARK POPE



BYU HIGHLIGHTS

- One of four coaches in program history to win 20 or more games in first three seasons as head coach joining G. Ott Romney, Roger Reid and Dave Rose.
- Has gone 59-11 (.843) at the Marriott Center in five seasons as the head coach including winning 10 or more games in each of his first four seasons in Provo.
- Tied for third-fastest coach to reach 100 wins in program history (144) with the Cougars first-ever Big 12 win over UCF on January 13, 2024.
- Led Cougars to a No. 6 seed in the NCAA Tournament in 2021, their first trip to the Big Dance since 2015.
- Named USBWA District VII Coach of the Year after first season in Provo and leading the Cougars to a 24-8 record before the season was canceled due to COVID-19.
- His 24 wins in his first season are a program record and his .750 win percentage is second best behind Floyd Miler going 17-3 (.850) in 1941-42.
- Cougars ranked first in the nation in 3-point percentage in 2020, marking just the second time in program history that BYU ranked first nationally in any offensive statistic.

EDUCATION

Kentucky (1996, B.A. in English)
Completed two years of medical school at Columbia (N.Y.)
Newport High School in Bellevue, Wash. (1991)

COACHING EXPERIENCE

BYU Head Coach (2019-present)
Utah Valley Head Coach (2015-19)
BYU Assistant Coach (2011-15)
Wake Forest Assistant Coach (2010-11)
Georgia Director of Basketball Operations (2009-10)

PLAYING CAREER

Played two seasons at Washington (1991-93)
PAC-10 All-Academic honors as a sophomore
Played two seasons at Kentucky (1994-96)
Team captain of 1996 National Championship team
Drafted in second round of 1996 Draft by Indiana Pacers
Played in NBA for Milwaukee Bucks, New York Knicks
and Denver Nuggets

Mark Pope enters his fifth season as the head coach of BYU men's basketball having led the Cougars to a pair of postseason appearances during his tenure in Provo.

Pope is 87-41 including a 50-10 record at the Marriott Center since being named the 19th head coach in program history on April 10, 2019. He is one of four coaches in program history to win 20 or more games in their first three seasons at the helm.

BYU went 19-15 in its final season in the West Coast Conference with Fousseyni Traore, Spencer Johnson and Dallin Hall earning all-league accolades.

One of the Cougars 12 wins at the Marriott Center came against Utah on December 17, 2022, 75-66, where Rudi Williams scored a game-high 26 points off the bench. They also defeated No. 21 Creighton, 83-80, in the Jack Jones Hoopfest in Las Vegas with Williams once again leading them in scoring off the bench.

Led by Traore, BYU ranked 23rd in rebound margin and 61st in defensive rebounds per game. The sophomore, who ranked 22nd nationally in field goal

percentage, earned All-WCC second team honors after leading the team in scoring and rebounding.

In 2021-22, he led the Cougars to a 24-11 record and No. 2 seed in the NIT, where they made a run to the quarterfinals with wins over Long Beach State and Northern Iowa. In a win over San Diego on January 20, 2022, Pope became the fastest coach in program history to win 60 games.

In his second season in Provo, BYU returned to the NCAA Tournament for the first time since 2015 led by AP All-American Alex Barcello. The Cougars finished the season at 20-7 and earned a No. 6 seed, their highest seed in March Madness since 2011.

The Cougars possessed one of the top offenses in the nation in 2019-20 as they were 24-8 including a 14-1 record at home before the NCAA Tournament was canceled due to the COVID-19 pandemic. In his first season in Provo, BYU defeated No. 2 Gonzaga 91-78 on Senior Night to go along with wins over UCLA and Virginia Tech at the Maui Invitational.

They led the nation in 3-point field goal percentage, shooting 42.2 percent from beyond the arc while ranking in the Top 10 nationally in five other categories.

In four years at Utah Valley, Pope's Wolverine teams made improvements each season, going from 12 wins in 2015-16 to 25 victories in 2018-19. He also led Utah Valley to three-straight postseason appearances (2017, 2018, 2019) and back-to-back 20-win seasons (2017-18, 2018-19) — both are Wolverine records.

The 2018-19 season was highlighted by a then program-record 25 wins and an 11-4 non-conference record, the best non-league record in UVU history. His team finished 14-1 at home and owned a 22-game home win streak — also a Wolverine record and the second-longest streak in the country at the time.

POPE'S HEAD COACHING RECORD

| Season | School | Overall | Pct. | Home | Pct. | Away | Pct. | Neutral | Pct. | Conf. | Pct. | Conf. Tourney | Postseason |
|---------|---------------|----------------|-------------|---------------|-------------|--------------|-------------|--------------|-------------|--------------|-------------|---------------|------------|
| 2015-16 | Utah Valley | 12-18 | .400 | 7-8 | .467 | 5-9 | .357 | 0-1 | .000 | 6-8 | .429 | 0-1 | N/A |
| 2016-17 | Utah Valley | 17-17 | .500 | 8-5 | .615 | 8-11 | .421 | 1-1 | .500 | 6-8 | .429 | 1-1 | 2-1 CBI |
| 2017-18 | Utah Valley | 23-11 | .676 | 16-1 | .941 | 6-9 | .400 | 1-1 | .500 | 10-4 | .714 | 1-1 | 1-1 CBI |
| 2018-19 | Utah Valley | 25-10 | .714 | 14-1 | .933 | 8-8 | .500 | 3-1 | .750 | 12-4 | .750 | 1-1 | 1-1 CBI |
| 2019-20 | BYU | 24-8 | .750 | 14-1 | .933 | 6-5 | .545 | 4-2 | .667 | 13-3 | .813 | 0-1 | 0-0* |
| 2020-21 | BYU | 20-7 | .741 | 10-2 | .846 | 7-2 | .727 | 3-3 | .500 | 10-3 | .769 | 1-1 | 0-1 NCAA |
| 2021-22 | BYU | 24-11 | .686 | 14-3 | .824 | 6-5 | .545 | 4-3 | .571 | 9-6 | .600 | 1-1 | 2-1 NIT |
| 2022-23 | BYU | 19-15 | .559 | 12-4 | .750 | 2-7 | .222 | 5-4 | .556 | 7-9 | .438 | 2-1 | N/A |
| 2023-24 | BYU | 15-5 | .750 | 11-2 | .846 | 1-3 | .350 | 3-0 | 1.000 | 3-4 | .429 | 0-0 | N/A |
| | at BYU | 102-46 | .689 | 61-12 | .836 | 22-22 | .500 | 19-12 | .613 | 42-25 | .627 | 4-4 | 2-2 |
| | Total | 179-102 | .637 | 106-27 | .797 | 49-59 | .454 | 24-16 | .600 | 76-49 | .608 | 7-8 | 6-5 |

* NCAA Tournament canceled due to COVID-19 pandemic



POPE VS. ALL OPPONENTS

| Opponent | Overall | at UVU | at BYU | Last Meeting |
|-----------------------|---------|--------|--------|--------------|
| Antelope Valley | 2-0 | 2-0 | 0-0 | 1/2/16 |
| Arizona | 0-1 | 0-1 | 0-0 | 12/6/18 |
| Arizona State | 1-0 | 0-0 | 1-0 | 11/23/23 |
| Baylor | 0-1 | 0-0 | 0-1 | 1/9/24 |
| Bellarmine | 1-0 | 0-0 | 1-0 | 12/22/23 |
| Benedictine | 1-0 | 1-0 | 0-0 | 11/19/16 |
| Bethesda | 1-0 | 1-0 | 0-0 | 12/14/17 |
| Boise State | 0-1 | 0-0 | 0-1 | 11/20/19 |
| Butler | 0-1 | 0-0 | 0-1 | 11/24/22 |
| BYU | 1-3 | 1-3 | -- | 11/9/18 |
| Cal Baptist | 2-0 | 2-0 | 0-0 | 3/2/19 |
| Cal State Bakersfield | 4-6 | 4-6 | 0-0 | 3/9/19 |
| Cal State Fullerton | 2-1 | 1-1 | 1-0 | 11/5/19 |
| Central Methodist | 1-0 | 0-0 | 1-0 | 11/20/21 |
| Cleveland State | 1-0 | 0-0 | 1-0 | 11/9/21 |
| Chicago State | 7-1 | 7-1 | 0-0 | 2/21/19 |
| Cincinnati | 0-1 | 0-0 | 0-1 | 1/6/24 |
| Creighton | 1-1 | 0-0 | 1-1 | 12/10/22 |
| CSUN | 1-0 | 1-0 | 0-0 | 3/19/19 |
| Dayton | 1-0 | 0-0 | 1-0 | 11/25/22 |
| Denver | 3-1 | 2-1 | 1-0 | 12/13/23 |
| Duke | 0-1 | 0-1 | 0-0 | 11/11/17 |
| Eastern Oregon | 1-0 | 1-0 | 0-0 | 11/20/17 |
| Eastern Washington | 1-0 | 1-0 | 0-0 | 3/13/18 |
| Fresno State | 2-0 | 1-0 | 1-0 | 12/1/23 |
| Evansville | 1-0 | 0-0 | 1-0 | 12/5/23 |
| Grand Canyon | 1-9 | 1-9 | 0-0 | 3/15/19 |
| Georgia Southern | 1-0 | 1-0 | 0-0 | 3/15/17 |
| Georgia State | 1-0 | 0-0 | 1-0 | 12/16/23 |
| Gonzaga | 1-9 | 0-1 | 1-8 | 2/11/23 |
| Great Falls | 1-0 | 1-0 | 0-0 | 11/14/15 |
| Hartford | 1-0 | 1-0 | 0-0 | 11/19/18 |
| Hawaii | 0-1 | 0-1 | 0-0 | 12/17/17 |
| Houston | 1-0 | 0-0 | 1-1 | 1/23/24 |
| Houston Christian | 1-0 | 0-0 | 1-0 | 11/6/23 |
| Idaho State | 5-0 | 4-0 | 1-0 | 11/7/22 |
| Iowa State | 1-0 | 0-0 | 1-0 | 1/16/24 |
| Kansas | 0-1 | 0-0 | 0-1 | 11/26/19 |
| Kansas City | 7-3 | 7-3 | 0-0 | 3/14/19 |
| Kentucky | 0-1 | 0-1 | 0-0 | 11/10/17 |
| Liberty | 1-0 | 0-0 | 1-0 | 12/25/21 |
| Lindenwood | 1-0 | 0-0 | 1-0 | 12/20/22 |
| Long Beach State | 2-0 | 1-0 | 1-0 | 3/16/22 |
| Louisville | 0-1 | 0-1 | 0-0 | 12/23/15 |
| Loyola Marymount | 8-1 | 0-0 | 8-1 | 3/4/23 |
| Missouri State | 2-0 | 0-0 | 2-0 | 11/16/22 |
| Montana State | 0-1 | 0-1 | 0-0 | 12/1/15 |
| Montana Tech | 3-0 | 2-0 | 1-0 | 11/30/19 |
| Morgan State | 1-0 | 0-0 | 1-0 | 11/18/23 |
| Nevada | 1-0 | 0-0 | 1-0 | 12/10/19 |
| New Mexico State | 1-6 | 1-6 | 0-0 | 2/14/19 |
| New Orleans | 1-0 | 0-0 | 1-0 | 11/26/20 |
| NC State | 1-0 | 0-0 | 1-0 | 11/24/23 |
| Nicholls | 1-0 | 0-0 | 1-0 | 11/19/22 |
| North Dakota | 2-0 | 2-0 | 0-0 | 11/24/18 |
| Northern Arizona | 1-0 | 1-0 | 0-0 | 12/8/18 |
| Northern Iowa | 1-0 | 0-0 | 1-0 | 3/19/22 |
| Oral Roberts | 1-0 | 0-0 | 1-0 | 12/28/21 |

| Opponent | Overall | at UVU | at BYU | Last Meeting |
|------------------------|---------|--------|--------|--------------|
| Oregon | 1-0 | 0-0 | 1-0 | 11/16/21 |
| Pacific | 6-1 | 0-0 | 6-1 | 2/4/23 |
| Pepperdine | 7-2 | 0-0 | 7-2 | 2/9/23 |
| Portland | 7-0 | 0-0 | 7-0 | 3/3/23 |
| Rice | 1-0 | 1-0 | 0-0 | 3/20/17 |
| Saint Mary's | 4-8 | 0-2 | 4-6 | 3/6/23 |
| Sam Houston State | 2-0 | 2-0 | 0-0 | 12/22/18 |
| San Diego | 4-0 | 0-0 | 4-0 | 1/7/23 |
| San Diego Christian | 1-0 | 1-0 | 0-0 | 1/2/16 |
| San Diego State | 3-2 | 0-0 | 3-2 | 11/10/23 |
| San Francisco | 5-5 | 0-1 | 5-4 | 2/25/23 |
| Santa Clara | 1-3 | 0-0 | 1-3 | 2/16/23 |
| Seattle | 5-4 | 5-4 | 0-0 | 2/26/19 |
| South Dakota | 0-1 | 0-0 | 0-1 | 12/3/22 |
| South Florida | 1-1 | 0-1 | 1-0 | 12/22/21 |
| Southeastern Louisiana | 1-0 | 0-0 | 1-0 | 11/15/23 |
| Southern Utah | 1-1 | 0-1 | 1-0 | 11/13/19 |
| St. John's | 1-0 | 0-0 | 1-0 | 12/2/20 |
| Texas | 1-0 | 0-0 | 1-0 | 1/27/24 |
| Texas Southern | 2-0 | 0-0 | 2-0 | 11/24/21 |
| Texas Tech | 0-1 | 0-0 | 0-1 | 1/20/24 |
| UC Davis | 1-2 | 1-2 | 0-0 | 11/18/17 |
| UC Riverside | 2-0 | 2-0 | 0-0 | 12/28/17 |
| UCF | 1-0 | 0-0 | 1-0 | 1/13/24 |
| UCLA | 1-1 | 0-0 | 1-1 | 3/20/21 |
| UNC Wilmington | 0-1 | 0-1 | 0-0 | 12/22/15 |
| UNLV | 1-0 | 0-0 | 1-0 | 12/7/19 |
| USC | 0-2 | 0-0 | 0-2 | 11/23/22 |
| Utah | 3-3 | 0-1 | 3-2 | 12/9/23 |
| Utah State | 3-3 | 0-3 | 3-0 | 12/8/21 |
| Utah Tech | 1-0 | 1-0 | 0-0 | 11/1/17 |
| Utah Valley | 1-2 | -- | 1-2 | 12/7/22 |
| UTRGV | 8-0 | 8-0 | 0-0 | 2/16/19 |
| UTSA | 3-1 | 3-1 | 0-0 | 12/2/17 |
| Vanderbilt | 0-1 | 0-0 | 0-1 | 12/23/21 |
| Virginia Tech | 1-0 | 0-0 | 1-0 | 11/27/19 |
| Washington State | 0-2 | 0-1 | 0-1 | 3/23/22 |
| Weber State | 7-1 | 3-1 | 4-0 | 12/22/22 |
| Western Colorado | 2-0 | 2-0 | 0-0 | 11/28/18 |
| Western Oregon | 1-0 | 0-0 | 1-0 | 12/15/22 |
| Westminster | 4-0 | 1-0 | 3-0 | 11/29/22 |
| Wyoming | 1-1 | 0-1 | 1-0 | 12/30/23 |

POPE VS. ALL CONFERENCES

| | | | |
|-------------------|------|-----------------|-------|
| ACC | 2-2 | Missouri Valley | 4-0 |
| American Athletic | 4-2 | Mountain West | 11-7 |
| Atlantic 10 | 1-0 | Non D-1 | 18-0 |
| Atlantic Sun | 2-0 | Ohio Valley | 1-0 |
| Big 12 | 5-8 | Pac-12 | 6-9 |
| Big East | 2-2 | SEC | 0-2 |
| Big Sky | 14-2 | Southland | 14-5 |
| Big West | 8-4 | Summit | 11-4 |
| CAA | 0-1 | Sun Belt | 2-0 |
| C-USA | 3-0 | SWAC | 2-0 |
| Horizon | 1-0 | WAC | 30-29 |
| MEAC | 1-0 | West Coast | 43-29 |

In addition to the team success, Pope coached the Western Athletic Conference Player of the Year and Freshman of the Year.

Pope's 2017-18 campaign finished with a 23-11 record, including the best home mark in school history of 16-1. The season began with what was known as the #Toughest24 as Pope and the Wolverines opened on the road at No. 4 Kentucky and No. 1 Duke on consecutive nights. That season ended with a trip to the quarterfinals of the College Basketball Invitational.

In 2016-17, Pope led Utah Valley to 17 wins and a trip to the CBI. The Wolverines won a pair of road games — the school's first-ever postseason victories — to reach the semifinals of the CBI.

While on Dave Rose's staff at BYU from 2011-15, Pope helped the Cougars to four-straight 20-win seasons and four-straight postseason appearances — including three bids to the NCAA Tournament and trip to the semifinals of the 2013 NIT. Prior to coaching at BYU, Pope was director of basketball operations for Mark Fox at Georgia in 2009-10 and an assistant under Jeff Bzdelik at Wake Forest in 2010-11.

A 6-foot-10 post player, Pope helped Kentucky claim the 1996 NCAA National Championship and enjoyed a nine-year professional career that included seven seasons in the NBA and two in Turkey. Pope was drafted in the second round of the 1996 NBA Draft by the Indiana Pacers. Following the draft, Pope played his first season as a professional in Turkey for Efes Pilsen. He then played two seasons for the Indiana Pacers under head coach Larry Bird and helped the Pacers to the 1998 Eastern Conference Finals.

In 1999-00, Pope split time between the La Crosse Bobcats of the CBA and Ulkerspor in Turkey. He returned to the NBA the next season, playing for the Milwaukee Bucks under head coach George Karl. In 2000-01, he started 45 games and helped the Bucks reach the Eastern Conference Finals. After two seasons with the Bucks, Pope spent the 2002-03 season on injured reserve with the New York Knicks. He concluded his NBA career playing two seasons with the Denver Nuggets from 2003-05.

Pope began his collegiate career playing at Washington. As a freshman in 1991-92, he earned Pac-10 Freshman of the Year honors after setting a Washington freshman single-season record with 8.1

rebounds per game. He earned All-Academic honors from the Pac-10 as a sophomore in 1992-93.

Following his sophomore season, Pope transferred to Kentucky where he played for Rick Pitino. After redshirting in 1993-94, Pope helped the Wildcats win back-to-back SEC titles, advance to the NCAA Elite Eight in 1995 and win the NCAA National Championship in 1996. He averaged 7.6 points and 5.2 rebounds and was a team captain during Kentucky's championship season. Pope earned Academic All-SEC honors in 1995 and graduated from Kentucky with a degree in English in 1996.

Before joining the basketball staff at Georgia, Pope completed two years of medical school at Columbia University in New York. He did much of his pre-med course work while playing in the NBA. Pope and his wife Lee Anne have four daughters: Ella, Avery, Layla and Shay. Lee Anne worked at ESPN before serving as David Letterman's personal assistant for four years.



2023-24 BYU MEN'S BASKETBALL ROSTER

Numerical Roster

| No. | Name | Pos. | Ht. | Wt. | Yr. | Exp | Hometown (Previous School) |
|-----|--------------------|------|------|-----|-----|-----|--|
| 0 | Noah Waterman | F | 6-11 | 220 | Sr. | 1L | Savannah, N.Y. (Detroit Mercy) |
| 1 | Trey Stewart | G | 6-2 | 188 | Jr. | 2L | American Fork, Utah (American Fork HS) |
| 2 | Jaxson Robinson | G | 6-7 | 190 | Sr. | 1L | Ada, Okla. (Arkansas) |
| 4 | Atiki Ally Atiki | F | 6-10 | 220 | Jr. | 2L | Mwanza, Tanzania (London Basketball Academy) |
| 10 | Tredyn Christensen | F | 6-7 | 230 | Sr. | 1L | Eagle Mountain, Utah (Chaminade) |
| 12 | Townsend Tripple | G | 6-8 | 212 | Fr. | RS | Meridian, Idaho (Rocky Mountain HS) |
| 15 | Richie Saunders | G | 6-5 | 200 | So. | 1L | Riverton, Utah (Wasatch Academy) |
| 20 | Spencer Johnson | G | 6-5 | 195 | Sr. | 3L | American Fork, Utah (Salt Lake CC) |
| 21 | Trevin Knell | G | 6-5 | 186 | Jr. | 2L | North Salt Lake, Utah (Woods Cross HS) |
| 23 | Marcus Adams Jr. | F | 6-8 | 220 | Fr. | TR | Torrance, Calif. (Nathaniel Narbonne HS) |
| 24 | Tanner Hayhurst | G | 6-6 | 204 | Fr. | RS | Eagle, Idaho (Eagle HS) |
| 25 | Dawson Baker | G | 6-4 | 190 | Jr. | TR | Coto De Caza, Calif. (UC Irvine) |
| 30 | Dallin Hall | G | 6-4 | 196 | So. | 1L | Plain City, Utah (Fremont HS) |
| 45 | Fousseyni Traore | F | 6-6 | 240 | Jr. | 2L | Bamako, Mali (Wasatch Academy) |
| 50 | Aly Khalifa | C | 6-11 | 270 | Jr. | TR | Alexandria, Egypt (Charlotte) |
| 51 | Jared McGregor | G | 6-3 | 193 | So. | 1L | Saratoga Springs, Utah (Westlake HS) |

Alphabetical Roster

| No. | Name | Pos. | Ht. | Wt. | Yr. | Exp | Hometown (Previous School) |
|-----|--------------------|------|------|-----|-----|-----|--|
| 23 | Marcus Adams Jr. | F | 6-8 | 220 | Fr. | TR | Torrance, Calif. (Nathaniel Narbonne HS) |
| 4 | Atiki Ally Atiki | F | 6-10 | 220 | Jr. | 2L | Mwanza, Tanzania (London Basketball Academy) |
| 25 | Dawson Baker | G | 6-4 | 190 | Jr. | TR | Coto De Caza, Calif. (UC Irvine) |
| 30 | Dallin Hall | G | 6-4 | 196 | So. | 1L | Plain City, Utah (Fremont HS) |
| 24 | Tanner Hayhurst | G | 6-6 | 204 | Fr. | RS | Eagle, Idaho (Eagle HS) |
| 10 | Tredyn Christensen | F | 6-7 | 230 | Sr. | 1L | Eagle Mountain, Utah (Chaminade) |
| 20 | Spencer Johnson | G | 6-5 | 195 | Sr. | 3L | American Fork, Utah (Salt Lake CC) |
| 50 | Aly Khalifa | C | 6-11 | 270 | Jr. | TR | Alexandria, Egypt (Charlotte) |
| 21 | Trevin Knell | G | 6-5 | 186 | Jr. | 2L | North Salt Lake, Utah (Woods Cross HS) |
| 51 | Jared McGregor | G | 6-3 | 193 | So. | 1L | Saratoga Springs, Utah (Westlake HS) |
| 2 | Jaxson Robinson | G | 6-7 | 190 | Sr. | 1L | Ada, Okla. (Arkansas) |
| 15 | Richie Saunders | G | 6-5 | 200 | So. | 1L | Riverton, Utah (Wasatch Academy) |
| 1 | Trey Stewart | G | 6-2 | 188 | Jr. | 2L | American Fork, Utah (American Fork HS) |
| 45 | Fousseyni Traore | F | 6-6 | 240 | Jr. | 2L | Bamako, Mali (Wasatch Academy) |
| 12 | Townsend Tripple | G | 6-8 | 212 | Fr. | RS | Meridian, Idaho (Rocky Mountain HS) |
| 0 | Noah Waterman | F | 6-11 | 220 | Sr. | 1L | Savannah, N.Y. (Detroit Mercy) |

Coaching Staff

| Name | Position (Year at BYU) | Alma Mater (Year) |
|----------------------|--|--|
| Mark Pope | Head Coach (5th) | Kentucky (1996) |
| Cody Fueger | Assistant Coach (5th) | Utah (2006) |
| Nick Robinson | Assistant Coach (5th) | Stanford (2005) |
| Kahil Fennell | Assistant Coach (2nd) | Redlands (2004) |
| Collin Terry | Assistant Coach (1st) | Utah Valley (2006) |
| Nate Austin | Dir. of Basketball Operations (1st) | BYU (2016) |
| Keegan Brown | Dir. of Video/Analytics Strategy (4th) | BYU (2017) |
| Robert Ramos | Athletic Trainer (21st) | BYU (1995) |
| Michael Davie | Dir. of Strength & Conditioning/Sports Science (1st) | Queensland University of Technology (2005) |
| Carsen Williams | Graduate Assistant (2nd) | BYU (2020) |
| Leander Ridgeway Jr. | Graduate Assistant (1st) | Asbury (2021) |
| Matthew Santoro | Graduate Assistant (1st) | Pittsburgh (2022) |
| Melvin Goins II | Graduate Assistant (1st) | Tennessee (2011) |

Pronunciation Guide

| | |
|--------------------|----------------------------|
| Atiki Ally Atiki | ah-tee-KEY ali ah-teek-KEY |
| Tredyn Christensen | TRAY-din |
| Cody Fueger | FEE-ger |
| Aly Khalifa | ALI kuh-LEAF-uh |
| Trevin Knell | Nell |
| Robert Ramos | RAY-mos |
| Richie Saunders | SAW-n-ders |
| Fousseyni Traore | fou-SEN-ee try-OR-ay |



GEOGRAPHIC BREAKDOWN

Egypt

Aly Khalifa

California

Marcus Adams Jr.
Dawson Baker

Idaho

Tanner Hayhurst
Townsend Tripple

Mali

Fousseyni Traore

New York

Noah Waterman

Oklahoma

Aly Khalifa

Tanzania

Atiki Ally Atiki

Utah

Tredyn Christensen
Dallin Hall
Spencer Johnson
Trevin Knell
Jared McGregor
Richie Saunders
Trey Stewart

CLASS BREAKDOWN

Freshman

Marcus Adams Jr.
Tanner Hayhurst*
Townsend Tripple

Sophomore

Dallin Hall
Jared McGregor
Richie Saunders

Junior

Atiki Ally Atiki
Dawson Baker
Aly Khalifa
Trevin Knell*
Trey Stewart
Fousseyni Traore

Senior

Tredyn Christensen
Spencer Johnson
Jaxson Robinson
Noah Waterman

*Redshirt






#0 Noah Waterman
6-11 | Forward | Senior
Savannah, New York



#1 Trey Stewart
6-2 | Guard | Junior
American Fork, Utah



#2 Jaxson Robinson
6-6 | Guard | Senior
Ada, Oklahoma



#4 Atiki Ally Atiki
6-10 | Forward | Junior
Mwanza, Tanzania



#10 Tredyn Christensen
6-6 | Forward | Senior
Eagle Mountain, Utah




#12 Townsend Tripple
6-8 | Forward | Freshman
Meridian, Idaho



#15 Richie Saunders
6-6 | Guard | Sophomore
Riverton, Utah



#20 Spencer Johnson
6-5 | Guard | Senior
American Fork, Utah



#21 Trevin Knell
6-5 | Guard | R-Junior
North Salt Lake, Utah



#23 Marcus Adams Jr.
6-8 | Forward | Freshman
Torrance, California



#24 Tanner Hayhurst
6-6 | Guard | R-Freshman
Eagle, Idaho



#25 Dawson Baker
6-4 | Guard | Junior
Coto De Caza, California



#30 Dallin Hall
6-4 | Guard | Sophomore
Plain City, Utah



#45 Fousseyni Traore
6-6 | Forward | Junior
Bamako, Mali




#50 Aly Khalifa
6-11 | Center | Junior
Alexandria, Egypt



#51 Jared McGregor
6-3 | Guard | Sophomore
Saratoga Springs, Utah



Mark Pope
Head Coach



Cody Fueger
Assistant Coach



Nick Robinson
Assistant Coach



Kahil Fennell
Assistant Coach



Collin Terry
Assistant Coach





NOAH WATERMAN

SENIOR | 6-11 | FORWARD | SAVANNAH, NEW YORK | DETROIT MERCY

2023-24

BYU is 26-7 when he starts... ranks 233rd in active 3-point field goals made (151)... MVP of Vegas Showdown after leading Cougars to first MTE title since 2010... scored a career-high 24 points in win over Arizona State at Vegas Showdown... connected on a career-high six 3-pointers against Sun Devils... five or more rebounds 13 times this season... BYU is 11-1 when he scored in double figures... did not play at Texas Tech...

2022-23

Averaged 4.6 points per game, shooting 36.6 percent from the field, 32.3 percent from three and 54.3 percent from the free throw line... scored in double figures six times including a season-high 15 in win over Missouri State... went 5-of-6 from behind the arc against the Bears... made multiple 3-pointers in 8 games... pulled down a career-high eight rebounds in wins over No. 21 Creighton and Weber State...

Before BYU

Appeared in 44 games during stops at Detroit Mercy and Niagara... played in 36 games including 29 starts during his two seasons at Detroit Mercy... averaged 9.6 points per game... shot 52.8 percent from three in his first season in Detroit... scored in double figures 17 times... played in seven games as a true freshman at Niagara before suffering a season ending injury... prepped at Finger Lakes Christian School in Seneca Falls, N.Y... MVP of Empire State Christian Athletic League in 2017 and 2018... Averaged 33.9 points, 12.6 rebounds, 5.3 assists and 3.9 blocks per game as a senior...

Personal

Son of Kim Waterman... has five older brothers, two older sisters and a younger sister...

SEASON HIGHS

| | | |
|--------------|--------|------------------------------|
| Points: | 24 | vs. Arizona State (11/23/23) |
| Rebounds: | 14 | Denver (12/13/23) |
| Assists: | 3 (2x) | Iowa State (1/16/24) |
| Steals: | 2 | Houston (1/23/24) |
| Blocks: | 3 | Denver (12/13/23) |
| Field Goals: | 9 | vs. Arizona State (11/23/23) |
| 3-Pointers: | 6 | vs. Arizona State (11/23/23) |
| Free Throws: | 7 (2x) | Iowa State (1/16/24) |
| Minutes: | 34 | Iowa State (1/16/24) |

CAREER HIGHS

| | | |
|--------------|---------|------------------------------|
| Points: | 24 | vs. Arizona State (11/23/23) |
| Rebounds: | 14 | Denver (12/13/23) |
| Assists: | 4 | Western Oregon (12/15/22) |
| Steals: | 2 (10x) | Houston (1/23/24) |
| Blocks: | 3 (3x) | Denver (12/13/23) |
| Field Goals: | 9 | vs. Arizona State (11/23/23) |
| 3-Pointers: | 6 | vs. Arizona State (11/23/23) |
| Free Throws: | 7 (2x) | Iowa State (1/16/24) |
| Minutes: | 38 (2x) | Fort Wayne (01/26/22) |

PRODUCTION TRACKER

| | 2023-24 | Career |
|---------------------|-----------|------------|
| Had a double-double | 1 (1-0) | 1 (1-0) |
| Scored 10+ points | 12 (11-1) | 38 (26-12) |
| Scored 20+ points | 2 (2-0) | 3 (3-0) |
| Led BYU in scoring | 4 (3-1) | 5 (4-1) |
| Led BYU in rebounds | 6 (4-2) | 9 (6-3) |
| Led BYU in assists | -- | -- |
| Led BYU in blocks | 3 (3-0) | 8 (7-1) |
| Made 3+ 3-pt FGs | 8 (7-1) | 24 (19-5) |
| Had 5+ 3-pt FGs | 2 (2-0) | 6 (5-1) |
| Had 3+ assists | 1 (1-0) | 5 (3-2) |
| Had 3+ blocks | 1 (1-0) | 3 (3-0) |
| Had 5+ rebounds | 13 (11-2) | 41 (28-13) |
| Had 10+ rebounds | 1 (1-0) | 1 (1-0) |

2023-24 GAME-BY-GAME

| OPPONENT | DATE | MIN. | FG-FGA | PCT | 3FG-FGA | PCT | FT-FTA | PCT | OFF | DEF | REB | AST | BLK | STL | PF | TO | PTS | AVG |
|------------------------|-------|------------|---------------|-------------|---------------|-------------|--------------|-------------|-----------|-----------|------------|-----------|----------|----------|-----------|-----------|------------|-------------|
| Houston Christian | 11/6 | 22 | 5-9 | .556 | 3-6 | .500 | 3-4 | .750 | 4 | 4 | 8 | 1 | 0 | 1 | 1 | 0 | 16 | 16.0 |
| San Diego State | 11/10 | 18 | 0-3 | .000 | 0-1 | .000 | 0-0 | .000 | 1 | 4 | 5 | 1 | 0 | 0 | 5 | 1 | 0 | 8.0 |
| Southeastern Louisiana | 11/15 | 18 | 1-7 | .143 | 1-5 | .200 | 2-2 | 1.000 | 2 | 5 | 7 | 3 | 0 | 0 | 2 | 0 | 5 | 7.0 |
| Morgan State | 11/18 | 21 | 3-6 | .500 | 2-4 | .500 | 7-8 | .875 | 5 | 3 | 8 | 0 | 2 | 0 | 2 | 0 | 15 | 9.0 |
| vs. Arizona State | 11/23 | 25 | 9-14 | .643 | 6-9 | .667 | 0-0 | .000 | 1 | 6 | 7 | 1 | 0 | 0 | 1 | 0 | 24 | 12.0 |
| vs. NC State | 11/24 | 28 | 6-9 | .667 | 2-5 | .400 | 1-3 | .333 | 0 | 6 | 6 | 1 | 0 | 0 | 3 | 2 | 15 | 12.5 |
| vs. Fresno State | 12/1 | 22 | 1-4 | .250 | 1-3 | .333 | 0-0 | .000 | 2 | 3 | 5 | 1 | 0 | 1 | 1 | 1 | 3 | 11.1 |
| Evansville | 12/5 | 22 | 4-9 | .444 | 2-5 | .400 | 2-2 | 1.000 | 2 | 6 | 8 | 1 | 0 | 0 | 0 | 0 | 12 | 11.3 |
| at Utah | 12/9 | 21 | 0-7 | .000 | 0-6 | .000 | 0-0 | .000 | 0 | 3 | 3 | 1 | 0 | 0 | 1 | 0 | 0 | 10.0 |
| Denver | 12/13 | 26 | 8-11 | .727 | 2-5 | .400 | 2-2 | 1.000 | 4 | 10 | 14 | 1 | 3 | 0 | 2 | 0 | 20 | 11.0 |
| Georgia State | 12/16 | 24 | 4-7 | .571 | 3-5 | .600 | 2-3 | .667 | 0 | 6 | 6 | 0 | 0 | 1 | 0 | 0 | 13 | 11.2 |
| Bellarmine | 12/22 | 26 | 5-9 | .556 | 3-6 | .500 | 0-0 | .000 | 0 | 1 | 1 | 1 | 0 | 0 | 0 | 1 | 13 | 11.3 |
| Wyoming | 12/30 | 28 | 6-11 | .545 | 5-10 | .500 | 0-0 | .000 | 0 | 8 | 8 | 1 | 0 | 0 | 0 | 1 | 17 | 11.8 |
| Cincinnati | 1/6 | 29 | 3-12 | .250 | 1-9 | .111 | 0-0 | .000 | 2 | 6 | 8 | 1 | 0 | 0 | 1 | 1 | 7 | 11.4 |
| at Baylor | 1/9 | 22 | 0-1 | .000 | 0-1 | .000 | 0-0 | .000 | 1 | 5 | 6 | 0 | 0 | 1 | 2 | 0 | 0 | 10.7 |
| at UCF | 1/13 | 23 | 0-3 | .000 | 0-3 | .000 | 0-0 | .000 | 0 | 7 | 7 | 0 | 1 | 1 | 3 | 1 | 0 | 10.0 |
| Iowa State | 1/16 | 34 | 4-12 | .333 | 3-8 | .375 | 7-8 | .875 | 3 | 1 | 4 | 3 | 1 | 0 | 3 | 1 | 18 | 10.5 |
| at Texas Tech | 1/20 | | | | | | | | | | | | | | | | | |
| Houston | 1/23 | 28 | 6-9 | .667 | 4-7 | .571 | 1-1 | 1.000 | 1 | 2 | 3 | 1 | 0 | 2 | 3 | 0 | 17 | 10.8 |
| Texas | 1/27 | 33 | 7-11 | .636 | 3-6 | .500 | 0-0 | .000 | 1 | 2 | 3 | 0 | 0 | 0 | 1 | 1 | 17 | 11.2 |
| at West Virginia | 2/3 | | | | | | | | | | | | | | | | | |
| at Oklahoma | 2/6 | | | | | | | | | | | | | | | | | |
| Kansas State | 2/10 | | | | | | | | | | | | | | | | | |
| UCF | 2/13 | | | | | | | | | | | | | | | | | |
| at Oklahoma State | 2/17 | | | | | | | | | | | | | | | | | |
| Baylor | 2/20 | | | | | | | | | | | | | | | | | |
| at Kansas State | 2/24 | | | | | | | | | | | | | | | | | |
| at Kansas | 2/27 | | | | | | | | | | | | | | | | | |
| TCU | 3/2 | | | | | | | | | | | | | | | | | |
| at Iowa State | 3/6 | | | | | | | | | | | | | | | | | |
| Oklahoma State | 3/9 | | | | | | | | | | | | | | | | | |
| TOTAL | | 471 | 72-154 | .468 | 41-104 | .394 | 27-33 | .818 | 29 | 88 | 117 | 18 | 7 | 7 | 31 | 10 | 212 | 11.2 |



CAREER STATISTICS

| YEAR | GP-GS | MPG | FG-FGA | PCT | 3FG-A | PCT | FT-FTA | PCT | OFF-DEF-REB | AVG | PF-D | A | AVG | TO | BLK | AVG | STL | AVG | PTS | AVG |
|----------------|--------------|-------------|----------------|-------------|----------------|-------------|---------------|-------------|-------------------|------------|--------------|-----------|------------|-----------|-----------|------------|-----------|------------|------------|------------|
| 2019-20* | 7-5 | 22.3 | 17-35 | .486 | 6-14 | .429 | 9-18 | .500 | 4-19-23 | 3.3 | 13-0 | 6 | 0.9 | 11 | 3 | 0.4 | 1 | 0.1 | 49 | 7.0 |
| 2020-21# | 15-12 | 27.4 | 61-110 | .555 | 38-72 | .528 | 18-28 | .643 | 17-50-67 | 4.5 | 39-1 | 14 | 0.9 | 16 | 10 | 0.7 | 8 | 0.5 | 178 | 11.9 |
| 2021-22# | 21-17 | 25.2 | 57-133 | .429 | 39-96 | .375 | 18-24 | .750 | 22-63-85 | 4.0 | 41-1 | 10 | 0.5 | 18 | 14 | 0.7 | 16 | 0.8 | 168 | 8.0 |
| 2022-23 | 33-14 | 17.0 | 52-142 | .366 | 30-93 | .323 | 19-25 | .543 | 18-75-93 | 2.8 | 70-0 | 25 | 0.8 | 36 | 13 | 0.4 | 16 | 0.5 | 153 | 4.6 |
| 2023-24 | 19-19 | 24.8 | 72-154 | .468 | 41-104 | .394 | 27-33 | .818 | 29-88-117 | 6.2 | 31-1 | 18 | 0.9 | 10 | 7 | 0.4 | 7 | 0.4 | 212 | 11.2 |
| TOTAL! | 52-33 | 19.8 | 124-296 | .419 | 71-197 | .360 | 46-68 | .676 | 47-163-210 | 4.0 | 101-1 | 43 | 0.8 | 46 | 20 | 0.4 | 23 | 0.4 | 365 | 7.0 |
| TOTAL ^ | 95-67 | 22.4 | 259-574 | .451 | 151-379 | .398 | 91-138 | .659 | 90-295-385 | 4.1 | 194-3 | 73 | 0.8 | 91 | 47 | 0.5 | 48 | 0.5 | 760 | 8.0 |

* Niagara #Detroit Mercy #BYU Only ^ Niagara, Detroit Mercy and BYU





TREY STEWART

JUNIOR | 6-2 | GUARD | AMERICAN FORK, UTAH | AMERICAN FORK HS

2023-24

Got first career start in season opener against Houston Christian... 35th different player to start a game under Pope... scored a career-high 10 points against HCU... hit at least one 3-pointer in six games this season... has a season-high four assists three times...

2022-23

WCC All-Academic Honorable Mention... 12th in the WCC in assist-turn-over-ratio... had a career-high eight assists in win over Western Oregon... career-high nine points against Santa Clara... made first career 3-pointer and free throw against the San Diego State...

2021-22

Appeared in 11 games, playing a total of 26 minutes... scored a season-high two points against Oregon and Washington State... played a season-high five minutes in NIT first round win over Long Beach State...

Before BYU

Graduated from American Fork... first team all-state as a senior after averaging 14.8 points per game... served a mission for the Church of Jesus Christ of Latter Day Saints in Leeds, England and Kennewick, Washington...

Personal

Founder of Default Happiness, a clothing company focused on promotion a happy and healthy mindset in athletes by wearing the source of their game while they game... put together his own fashion show in the fall... signed former BYU and current Minnesota Vikings quarterback Jaren Hall to a NIL deal producing his own clothing line called 'kindness counts'... sister, Sophie, played soccer at Utah Tech...

2023-24 GAME-BY-GAME

| OPPONENT | DATE | MIN. | FG-FGA | PCT | 3FG-FGA | PCT | FT-FTA | PCT | OFF | DEF | REB | AST | BLK | STL | PF | TO | PTS | AVG |
|------------------------|-------|------------|--------------|-------------|-------------|-------------|------------|-------------|----------|-----------|-----------|-----------|----------|----------|-----------|-----------|-----------|------------|
| Houston Christian | 11/6 | 20 | 4-7 | .571 | 0-2 | .000 | 2-3 | .667 | 0 | 3 | 3 | 4 | 0 | 1 | 3 | 1 | 10 | 10.0 |
| San Diego State | 11/10 | 15 | 1-4 | .250 | 1-3 | .333 | 0-0 | .000 | 1 | 1 | 2 | 0 | 0 | 0 | 2 | 3 | 3 | 6.5 |
| Southeastern Louisiana | 11/15 | 20 | 3-8 | .375 | 1-3 | .333 | 0-0 | .000 | 2 | 3 | 5 | 1 | 2 | 0 | 0 | 1 | 7 | 6.7 |
| Morgan State | 11/18 | 14 | 1-1 | 1.000 | 0-0 | .000 | 0-0 | .000 | 1 | 1 | 2 | 0 | 0 | 1 | 1 | 2 | 2 | 5.5 |
| vs. Arizona State | 11/23 | 13 | 1-4 | .250 | 1-2 | .500 | 2-3 | .667 | 0 | 2 | 2 | 1 | 0 | 0 | 2 | 0 | 5 | 5.4 |
| vs. NC State | 11/24 | 11 | 2-3 | .667 | 1-2 | .500 | 0-0 | .000 | 1 | 3 | 4 | 2 | 0 | 0 | 2 | 2 | 5 | 5.3 |
| vs. Fresno State | 12/1 | 14 | 1-5 | .200 | 0-1 | .000 | 0-0 | .000 | 2 | 1 | 3 | 2 | 0 | 2 | 1 | 1 | 2 | 4.9 |
| Evansville | 12/5 | 17 | 2-4 | .500 | 0-2 | .000 | 0-0 | .000 | 0 | 2 | 2 | 4 | 0 | 1 | 1 | 2 | 4 | 4.8 |
| at Utah | 12/9 | 11 | 1-4 | .250 | 0-1 | .000 | 0-0 | .000 | 1 | 3 | 4 | 1 | 0 | 0 | 2 | 0 | 2 | 4.4 |
| Denver | 12/13 | 11 | 1-2 | .500 | 0-0 | .000 | 0-0 | .000 | 0 | 1 | 1 | 2 | 0 | 3 | 0 | 1 | 2 | 4.2 |
| Georgia State | 12/16 | 11 | 2-3 | .667 | 1-2 | .500 | 0-0 | .000 | 0 | 0 | 0 | 4 | 0 | 0 | 2 | 1 | 5 | 4.3 |
| Bellarmine | 12/22 | 16 | 0-1 | .000 | 0-1 | .000 | 0-0 | .000 | 1 | 5 | 6 | 3 | 2 | 1 | 0 | 0 | 0 | 3.9 |
| Wyoming | 12/30 | 10 | 1-2 | .500 | 1-2 | .500 | 1-2 | .500 | 0 | 5 | 5 | 1 | 2 | 0 | 0 | 0 | 4 | 3.9 |
| Cincinnati | 1/6 | 4 | 0-0 | .000 | 0-0 | .000 | 0-0 | .000 | 0 | 0 | 0 | 1 | 0 | 0 | 2 | 4 | 0 | 3.6 |
| at Baylor | 1/9 | 1 | 0-0 | .000 | 0-0 | .000 | 0-0 | .000 | 0 | 0 | 0 | 0 | 0 | 0 | 0 | 0 | 0 | 3.4 |
| at UCF | 1/13 | | | | | | | | | | | | | | | | | |
| Iowa State | 1/16 | | | | | | | | | | | | | | | | | |
| at Texas Tech | 1/20 | | | | | | | | | | | | | | | | | |
| Houston | 1/23 | | | | | | | | | | | | | | | | | |
| Texas | 1/27 | | | | | | | | | | | | | | | | | |
| at West Virginia | 2/3 | | | | | | | | | | | | | | | | | |
| at Oklahoma | 2/6 | | | | | | | | | | | | | | | | | |
| Kansas State | 2/10 | | | | | | | | | | | | | | | | | |
| UCF | 2/13 | | | | | | | | | | | | | | | | | |
| at Oklahoma State | 2/17 | | | | | | | | | | | | | | | | | |
| Baylor | 2/20 | | | | | | | | | | | | | | | | | |
| at Kansas State | 2/24 | | | | | | | | | | | | | | | | | |
| at Kansas | 2/27 | | | | | | | | | | | | | | | | | |
| TCU | 3/2 | | | | | | | | | | | | | | | | | |
| at Iowa State | 3/6 | | | | | | | | | | | | | | | | | |
| Oklahoma State | 3/9 | | | | | | | | | | | | | | | | | |
| TOTAL | | 188 | 20-48 | .417 | 6-21 | .286 | 5-8 | .625 | 9 | 30 | 39 | 26 | 6 | 9 | 18 | 18 | 51 | 3.4 |

SEASON HIGHS

| | | |
|--------------|---------|-----------------------------------|
| Points: | 10 | Houston Christian (11/06/23) |
| Rebounds: | 6 | Bellarmine (12/22/23) |
| Assists: | 4 (3x) | Georgia State (12/16/23) |
| Steals: | 3 | Denver (12/13/23) |
| Blocks: | 2 (3x) | Wyoming (12/30/23) |
| Field Goals: | 4 | Houston Christian (11/06/23) |
| 3-Pointers: | 1 (6x) | Wyoming (12/30/23) |
| Free Throws: | 2 (2x) | vs. Arizona State (11/23/23) |
| Minutes: | 20 (2x) | Southeastern Louisiana (11/15/23) |

CAREER HIGHS

| | | |
|--------------|---------|------------------------------|
| Points: | 10 | Houston Christian (11/06/23) |
| Rebounds: | 6 | Bellarmine (12/22/23) |
| Assists: | 8 | Western Oregon (12/15/22) |
| Steals: | 4 | vs. Westminster (11/29/22) |
| Blocks: | 2 (5x) | Wyoming (12/30/23) |
| Field Goals: | 4 | Santa Clara (2/16/23) |
| 3-Pointers: | 1 (10x) | Wyoming (12/30/23) |
| Free Throws: | 2 (3x) | vs. Arizona State (11/23/23) |
| Minutes: | 23 | vs. Westminster (11/29/22) |

PRODUCTION TRACKER

| | 2023-24 | Career |
|---------------------|---------|---------|
| Had a double-double | -- | -- |
| Scored 10+ points | 1 (1-0) | 1 (1-0) |
| Scored 20+ points | -- | -- |
| Led BYU in scoring | -- | -- |
| Led BYU in rebounds | -- | -- |
| Led BYU in assists | -- | 1 (1-0) |
| Led BYU in steals | 2 (2-0) | 4 (4-0) |
| Made 3+ 3-pt FGs | -- | -- |
| Had 3+ assists | 4 (4-0) | 6 (6-0) |
| Had 5+ assists | -- | 1 (1-0) |
| Had 3+ steals | 1 (1-0) | 3 (3-0) |
| Had 5+ rebounds | 3 (3-0) | 3 (3-0) |
| Had 10+ rebounds | -- | -- |



CAREER STATISTICS

| YEAR | GP-GS | MPG | FG-FGA | PCT | 3FG-A | PCT | FT-FTA | PCT | OFF-DEF-REB | AVG | PF-D | A | AVG | TO | BLK | AVG | STL | AVG | PTS | AVG |
|--------------|-------------|------------|---------------|-------------|--------------|-------------|--------------|-------------|-----------------|------------|-------------|-----------|------------|-----------|-----------|------------|-----------|------------|-----------|------------|
| 2021-22 | 11-0 | 2.6 | 2-9 | .222 | 0-3 | .000 | 0-0 | .000 | 2-5-7 | 0.6 | 5-0 | 2 | 0.2 | 2 | 1 | 0.1 | 3 | 0.3 | 4 | 0.4 |
| 2022-23 | 27-0 | 10.2 | 16-64 | .250 | 4-34 | .118 | 5-10 | .500 | 10-22-32 | 1.2 | 42-1 | 28 | 1.0 | 14 | 6 | 0.2 | 22 | 0.8 | 41 | 1.5 |
| 2023-24 | 15-4 | 12.6 | 20-48 | .417 | 6-21 | .286 | 5-8 | .625 | 9-30-39 | 2.6 | 18-0 | 26 | 1.7 | 18 | 6 | 0.4 | 9 | 0.6 | 51 | 3.4 |
| TOTAL | 53-4 | 9.3 | 38-121 | .314 | 10-58 | .172 | 10-18 | .556 | 21-57-78 | 1.5 | 65-1 | 56 | 1.1 | 34 | 13 | 0.2 | 34 | 0.6 | 96 | 1.8 |





JAXSON ROBINSON

SENIOR | 6-7 | GUARD | ADA, OKLAHOMA | ARKANSAS

2023-24
Big 12 Student-Athlete of the Month (December)... Has scored in double figures in 13 of the 18 games he has come off the bench as a Cougar... made first start of the season in win over No. 24 Iowa State... **scored a career-high 28 points in win over Denver**... tied for **ninth-most points by a reserve**... **knocked down 8 3-pointers, tied for the most by a reserve in program history**... **one of two Cougars to score 20+ off the bench in consecutive games since 2010-11**... ranks 336th among active NCAA DI players in 3-pointers made (130)... **19th most 3-point attempts in program history**...

2022-23
Made a 3-pointer in 15 consecutive games, tied for 13th longest streak in a single season in program history... **178 3-point attempts are the 14th most in a single season in program history**...one of three players in program history to go 5-of-5 from 3-point range in first half of a game... scored in double figures 16 times including a pair of 17-point performances against Pacific and No. 8 Gonzaga... shot 38.6 percent from 3-point range... hit 3 or more triples in nine games...

Before BYU
 Appeared in 16 games including four starts for Arkansas in 2021-22... averaged 3.4 points per game, shooting 38% from the field and 33% from 3-point range... scored a then career-high 14 points in a win over Elon... appeared in 14 games for Texas A&M as a true freshman... made first collegiate start against Auburn... scored six points in 19 minutes of action against the Tigers... prepped at Ada High School in Ada, Okla... Four-star recruit by 247Sports, ESPN and Rivals... Top 50 recruit before reclassifying to 2020 class... Averaged 15.4 points and 5.6 rebounds during his junior season at AHS... Played AAU ball for Team Griffin...

Personal
 Has over 75,000 followers on TikTok... mom, Brandi Robinson-McWilliams, was an All-American at Southeastern Oklahoma State...

SEASON HIGHS

| | | |
|--------------|--------|-------------------------|
| Points: | 28 | Denver (12/13/23) |
| Rebounds: | 6 | Morgan State (11/18/23) |
| Assists: | 4 (3x) | Houston (1/23/24) |
| Steals: | 4 | Wyoming (12/30/23) |
| Blocks: | 3 | Texas (1/27/24) |
| Field Goals: | 10 | Denver (12/13/23) |
| 3-Pointers: | 8 | Denver (12/13/23) |
| Free Throws: | 6 | vs. NC State (11/24/23) |
| Minutes: | 36 | Texas (1/27/24) |

CAREER HIGHS

| | | |
|--------------|---------|-------------------------------|
| Points: | 28 | Denver (12/13/23) |
| Rebounds: | 8 | vs. Loyola Marymount (3/5/23) |
| Assists: | 6 | at San Diego (1/7/23) |
| Steals: | 4 | Wyoming (12/30/23) |
| Blocks: | 3 | Texas (1/27/24) |
| Field Goals: | 10 | Denver (12/13/23) |
| 3-Pointers: | 8 | Denver (12/13/23) |
| Free Throws: | 6 | vs. NC State (11/24/23) |
| Minutes: | 36 (3x) | Texas (1/27/24) |

PRODUCTION TRACKER

| | 2023-24 | Career |
|---------------------|-----------|-----------|
| Had a double-double | -- | -- |
| Scored 10+ points | 14 (11-3) | 32 (23-9) |
| Scored 20+ points | 3 (3-0) | 3 (3-0) |
| Led BYU in scoring | 7 (6-1) | 9 (8-1) |
| Led BYU in rebounds | -- | 2 (1-1) |
| Led BYU in assists | -- | 5 (4-1) |
| Led BYU in steals | 5 (3-2) | 8 (6-2) |
| Made 3+ 3-pt FGs | 8 (7-1) | 20 (15-5) |
| Made 5+ 3-pt FGS | 2 (2-0) | 4 (3-1) |
| Had 3+ assists | 4 (2-2) | 16 (10-6) |
| Had 5+ assists | -- | 2 (2-0) |
| Had 3+ steals | 2 (2-0) | 4 (4-0) |
| Had 5+ rebounds | 1 (1-0) | 8 (5-3) |



2023-24 GAME-BY-GAME

| OPPONENT | DATE | MIN. | FG-FGA | PCT | 3FG-FGA | PCT | FT-FTA | PCT | OFF | DEF | REB | AST | BLK | STL | PF | TO | PTS | AVG |
|------------------------|-------|------------|---------------|-------------|---------------|-------------|--------------|-------------|----------|-----------|-----------|-----------|----------|-----------|-----------|-----------|------------|-------------|
| Houston Christian | 11/6 | 20 | 5-12 | .417 | 3-7 | .429 | 0-0 | .000 | 1 | 0 | 1 | 1 | 0 | 0 | 1 | 1 | 13 | 13.0 |
| San Diego State | 11/10 | 17 | 5-10 | .500 | 2-5 | .400 | 0-0 | .000 | 0 | 4 | 1 | 1 | 1 | 1 | 1 | 1 | 12 | 12.5 |
| Southeastern Louisiana | 11/15 | 22 | 6-13 | .457 | 3-8 | .375 | 2-2 | 1.000 | 0 | 4 | 4 | 1 | 0 | 1 | 4 | 0 | 17 | 14.0 |
| Morgan State | 11/18 | 27 | 7-13 | .538 | 2-7 | .286 | 3-3 | 1.000 | 1 | 5 | 6 | 2 | 1 | 1 | 0 | 0 | 19 | 15.3 |
| vs. Arizona State | 11/23 | 19 | 3-10 | .300 | 2-6 | .333 | 0-0 | .000 | 0 | 2 | 2 | 0 | 0 | 1 | 0 | 1 | 8 | 13.8 |
| vs. NC State | 11/24 | 29 | 7-14 | .500 | 3-7 | .429 | 6-6 | 1.000 | 0 | 4 | 4 | 3 | 1 | 0 | 2 | 2 | 23 | 15.3 |
| vs. Fresno State | 12/1 | 25 | 9-17 | .529 | 6-8 | .750 | 0-0 | .000 | 0 | 2 | 2 | 2 | 0 | 3 | 2 | 2 | 24 | 16.6 |
| Evansville | 12/5 | 22 | 7-13 | .538 | 4-9 | .444 | 1-1 | 1.000 | 0 | 3 | 3 | 2 | 0 | 1 | 2 | 1 | 19 | 16.9 |
| at Utah | 12/9 | 27 | 7-13 | .538 | 3-8 | .375 | 0-1 | .000 | 0 | 1 | 1 | 0 | 0 | 0 | 2 | 2 | 17 | 16.9 |
| Denver | 12/13 | 28 | 10-19 | .526 | 8-16 | .500 | 0-0 | .000 | 1 | 1 | 2 | 4 | 2 | 1 | 1 | 4 | 28 | 18.0 |
| Georgia State | 12/16 | 7 | 1-3 | .333 | 0-2 | .000 | 0-0 | .000 | 0 | 2 | 2 | 0 | 0 | 0 | 0 | 0 | 2 | 16.5 |
| Bellarmine | 12/22 | | | | | | | | | | | | | | | | | |
| Wyoming | 12/30 | 28 | 5-14 | .357 | 0-4 | .000 | 0-0 | .000 | 1 | 2 | 3 | 2 | 0 | 4 | 1 | 1 | 10 | 16.0 |
| Cincinnati | 1/6 | 27 | 2-7 | .286 | 1-5 | .200 | 0-0 | .000 | 0 | 2 | 2 | 1 | 0 | 1 | 2 | 1 | 5 | 15.2 |
| at Baylor | 1/9 | 32 | 3-12 | .250 | 1-6 | .167 | 3-3 | 1.000 | 0 | 2 | 2 | 2 | 0 | 1 | 1 | 2 | 10 | 14.8 |
| at UCF | 1/13 | 21 | 3-7 | .429 | 1-2 | .500 | 0-1 | .000 | 0 | 0 | 0 | 1 | 0 | 0 | 1 | 2 | 7 | 14.3 |
| Iowa State | 1/16 | 31 | 4-10 | .400 | 3-8 | .375 | 4-4 | 1.000 | 1 | 1 | 2 | 1 | 0 | 1 | 4 | 3 | 15 | 14.3 |
| at Texas Tech | 1/20 | 32 | 3-12 | .250 | 2-10 | .200 | 0-0 | .000 | 1 | 0 | 1 | 4 | 0 | 0 | 3 | 2 | 8 | 13.9 |
| Houston | 1/23 | 31 | 4-14 | .286 | 2-10 | .200 | 0-0 | .000 | 2 | 1 | 3 | 4 | 0 | 2 | 0 | 2 | 10 | 13.7 |
| Texas | 1/27 | 36 | 8-11 | .727 | 1-2 | .500 | 0-1 | .000 | 0 | 2 | 2 | 1 | 3 | 0 | 3 | 2 | 17 | 13.9 |
| at West Virginia | 2/3 | | | | | | | | | | | | | | | | | |
| at Oklahoma | 2/6 | | | | | | | | | | | | | | | | | |
| Kansas State | 2/10 | | | | | | | | | | | | | | | | | |
| UCF | 2/13 | | | | | | | | | | | | | | | | | |
| at Oklahoma State | 2/17 | | | | | | | | | | | | | | | | | |
| Baylor | 2/20 | | | | | | | | | | | | | | | | | |
| at Kansas State | 2/24 | | | | | | | | | | | | | | | | | |
| at Kansas | 2/27 | | | | | | | | | | | | | | | | | |
| TCU | 3/2 | | | | | | | | | | | | | | | | | |
| at Iowa State | 3/6 | | | | | | | | | | | | | | | | | |
| Oklahoma State | 3/9 | | | | | | | | | | | | | | | | | |
| TOTAL | | 484 | 99-224 | .442 | 47-130 | .362 | 19-22 | .864 | 8 | 38 | 46 | 32 | 8 | 18 | 30 | 29 | 264 | 13.9 |

CAREER STATISTICS

| YEAR | GP-GS | MPG | FG-FGA | PCT | 3FG-A | PCT | FT-FTA | PCT | OFF-DEF-REB | AVG | PF-D | A | AVG | TO | BLK | AVG | STL | AVG | PTS | AVG |
|----------------|--------------|-------------|----------------|-------------|----------------|-------------|--------------|-------------|-------------------|------------|--------------|------------|------------|-----------|-----------|------------|-----------|------------|------------|-------------|
| 2020-21* | 14-4 | 9.7 | 11-31 | .355 | 8-28 | .268 | 0-1 | .000 | 4-11-15 | 1.1 | 10-0 | 4 | 0.3 | 5 | 1 | 0.1 | 3 | 0.2 | 30 | 2.1 |
| 2021-22# | 16-4 | 10.2 | 19-50 | .380 | 14-43 | .326 | 3-3 | 1.000 | 5-15-20 | 1.3 | 11-0 | 7 | 0.4 | 6 | 4 | 0.3 | 1 | 0.1 | 55 | 3.4 |
| 2022-23 | 33-30 | 28.1 | 102-264 | .386 | 61-178 | .343 | 17-25 | .680 | 12-85-97 | 2.9 | 53-1 | 61 | 1.8 | 48 | 17 | 0.5 | 26 | 0.8 | 282 | 8.5 |
| 2023-24 | 19-4 | 25.4 | 99-224 | .442 | 47-130 | .362 | 19-22 | .864 | 8-38-46 | 2.4 | 30-0 | 32 | 1.7 | 29 | 8 | 0.4 | 18 | 0.9 | 264 | 13.9 |
| TOTAL! | 52-34 | 27.1 | 201-488 | .412 | 108-308 | .351 | 36-47 | .766 | 20-123-143 | 2.8 | 83-1 | 93 | 1.8 | 77 | 25 | 0.5 | 44 | 0.8 | 546 | 10.5 |
| TOTAL + | 82-42 | 20.9 | 231-569 | .406 | 130-379 | .343 | 39-51 | .765 | 29-149-178 | 2.2 | 104-1 | 104 | 1.3 | 88 | 30 | 0.4 | 48 | 0.6 | 631 | 7.7 |

* Texas A&M #Arkansas +Texas A&M, Arkansas and BYU ! BYU Only





ATI KI ALLY ATI KI

JUNIOR | 6-10 | FORWARD | MWANZA, TANZANIA | LONDON BASKETBALL ACADEMY

2023-24

Ranks 14th in blocks per game in program history... 20th most blocks in program history (71)... season-high nine rebounds in win over Arizona State... career-high 14 points in win over Wyoming... career-high seven made field goals... scored 12 points in win over Bellarmine going 6-of-6 from the floor, first time a Cougar shot 100.0 percent from the floor since February 3, 2022... 4-2 when he leads BYU in blocks...

Before BYU

Prepped at London Basketball Academy in London, Ontario...

Personal

Pronounced a-TEEK-ee ah-LEE a-TEEK-ee... Son of Ally and Khadija... Speaks swahili... **returned to Tanzania in the summer of 2023, hosting basketball clinics...**

2022-23

Ranked 3rd in WCC in blocks per game (1.1)... team-high 35 blocks... scored career-high 12 points in win over San Diego... career-high 11 rebounds in wins over Missouri State and Western Oregon...

2021-22

Appeared in 32 games including three starts as a true freshman... four blocks are 10th most by a freshman in program history... **ranked 10th in WCC in blocks per game...** scored a career-high 10 points on Feb. 3 against San Francisco... also went 5-of-5 from the field against the Dons, third-most shots without a make by a freshman...

2023-24 GAME-BY-GAME

| OPPONENT | DATE | MIN. | FG-FGA | PCT | 3FG-FGA | PCT | FT-FTA | PCT | OFF | DEF | REB | AST | BLK | STL | PF | TO | PTS | AVG |
|------------------------|-------|------------|--------------|-------------|------------|-------------|-------------|-------------|-----------|-----------|-----------|----------|-----------|----------|-----------|-----------|-----------|------------|
| Houston Christian | 11/6 | 8 | 2-4 | .500 | 0-1 | .000 | 2-2 | 1.000 | 3 | 4 | 7 | 0 | 0 | 1 | 2 | 0 | 6 | 6.0 |
| San Diego State | 11/10 | 5 | 0-0 | .000 | 0-0 | .000 | 0-0 | .000 | 0 | 0 | 0 | 0 | 0 | 1 | 1 | 0 | 0 | 3.0 |
| Southeastern Louisiana | 11/15 | 19 | 3-5 | .600 | 0-1 | .000 | 1-3 | .333 | 2 | 6 | 8 | 3 | 2 | 1 | 4 | 1 | 7 | 4.3 |
| Morgan State | 11/18 | 13 | 2-3 | .667 | 0-0 | .000 | 1-2 | .500 | 0 | 2 | 2 | 0 | 0 | 0 | 3 | 0 | 5 | 4.5 |
| vs. Arizona State | 11/23 | 15 | 1-3 | .333 | 0-0 | .000 | 0-0 | .000 | 5 | 4 | 9 | 0 | 0 | 1 | 3 | 1 | 2 | 4.0 |
| vs. NC State | 11/24 | | | | | | | | | | | | | | | | | |
| vs. Fresno State | 12/1 | 10 | 1-1 | 1.000 | 0-0 | .000 | 0-0 | .000 | 1 | 2 | 3 | 1 | 1 | 0 | 4 | 1 | 2 | 3.7 |
| Evansville | 12/5 | 25 | 5-9 | .556 | 0-0 | .000 | 1-4 | .250 | 1 | 1 | 2 | 0 | 2 | 0 | 2 | 1 | 11 | 4.7 |
| at Utah | 12/9 | 10 | 1-1 | 1.000 | 0-0 | .000 | 0-0 | .000 | 0 | 0 | 0 | 1 | 0 | 0 | 4 | 0 | 2 | 4.4 |
| Denver | 12/13 | 18 | 2-4 | .500 | 0-0 | .000 | 1-1 | 1.000 | 1 | 3 | 4 | 2 | 0 | 0 | 5 | 1 | 5 | 4.4 |
| Georgia State | 12/16 | 17 | 1-4 | .250 | 0-0 | .000 | 0-0 | .000 | 2 | 5 | 7 | 0 | 0 | 0 | 0 | 0 | 2 | 4.2 |
| Bellarmine | 12/22 | 17 | 6-6 | 1.000 | 0-0 | .000 | 0-0 | .000 | 0 | 4 | 4 | 0 | 3 | 0 | 4 | 1 | 12 | 4.9 |
| Wyoming | 12/30 | 18 | 7-10 | .700 | 0-0 | .000 | 0-0 | .000 | 3 | 5 | 8 | 0 | 1 | 1 | 0 | 0 | 14 | 5.7 |
| Cincinnati | 1/6 | 11 | 0-0 | .000 | 0-0 | .000 | 2-2 | 1.000 | 1 | 0 | 1 | 0 | 1 | 1 | 3 | 2 | 2 | 5.4 |
| at Baylor | 1/9 | 11 | 2-2 | 1.000 | 0-0 | .000 | 0-0 | .000 | 1 | 1 | 2 | 0 | 1 | 0 | 3 | 2 | 4 | 5.3 |
| at UCF | 1/13 | 7 | 0-2 | .000 | 0-0 | .000 | 0-0 | .000 | 0 | 0 | 0 | 0 | 0 | 0 | 5 | 0 | 0 | 4.9 |
| Iowa State | 1/16 | 8 | 0-1 | .000 | 0-0 | .000 | 1-2 | .500 | 1 | 1 | 2 | 0 | 1 | 1 | 4 | 2 | 1 | 4.7 |
| at Texas Tech | 1/20 | | | | | | | | | | | | | | | | | |
| Houston | 1/23 | 9 | 1-1 | 1.000 | 0-0 | .000 | 0-1 | .000 | 0 | 1 | 1 | 0 | 0 | 0 | 1 | 1 | 2 | 4.5 |
| Texas | 1/27 | | | | | | | | | | | | | | | | | |
| at West Virginia | 2/3 | | | | | | | | | | | | | | | | | |
| at Oklahoma | 2/6 | | | | | | | | | | | | | | | | | |
| Kansas State | 2/10 | | | | | | | | | | | | | | | | | |
| UCF | 2/13 | | | | | | | | | | | | | | | | | |
| at Oklahoma State | 2/17 | | | | | | | | | | | | | | | | | |
| Baylor | 2/20 | | | | | | | | | | | | | | | | | |
| at Kansas State | 2/24 | | | | | | | | | | | | | | | | | |
| at Kansas | 2/27 | | | | | | | | | | | | | | | | | |
| TCU | 3/2 | | | | | | | | | | | | | | | | | |
| at Iowa State | 3/6 | | | | | | | | | | | | | | | | | |
| Oklahoma State | 3/9 | | | | | | | | | | | | | | | | | |
| TOTAL | | 221 | 34-56 | .607 | 0-2 | .000 | 9-17 | .529 | 21 | 39 | 60 | 7 | 12 | 7 | 48 | 14 | 77 | 4.5 |

SEASON HIGHS

| | | |
|--------------|--------|-----------------------------------|
| Points: | 14 | Wyoming (12/30/23) |
| Rebounds: | 9 | vs. Arizona State (11/23/23) |
| Assists: | 3 | Southeastern Louisiana (11/15/23) |
| Steals: | 1 (7x) | Iowa State (1/6/24) |
| Blocks: | 3 | Bellarmine (12/22/23) |
| Field Goals: | 7 | Wyoming (12/30/23) |
| 3-Pointers: | -- | -- |
| Free Throws: | 2 (2x) | Cincinnati (1/6/24) |
| Minutes: | 25 | Evansville (12/5/23) |

CAREER HIGHS

| | | |
|--------------|---------|-----------------------------------|
| Points: | 14 | Wyoming (12/30/23) |
| Rebounds: | 11 (2x) | Western Oregon (12/15/22) |
| Assists: | 3 | Southeastern Louisiana (11/15/23) |
| Steals: | 3 | at Pepperdine (2/9/23) |
| Blocks: | 4 | San Francisco (2/3/22) |
| Field Goals: | 7 | Wyoming (12/30/23) |
| 3-Pointers: | -- | -- |
| Free Throws: | 5 | Pepperdine (1/14/23) |
| Minutes: | 26 | at Pepperdine (02/12/22) |

PRODUCTION TRACKER

| | 2023-24 | Career |
|---------------------|---------|------------|
| Had a double-double | -- | -- |
| Scored 10+ points | 3 (3-0) | 7 (6-1) |
| Scored 20+ points | -- | -- |
| Led BYU in scoring | -- | -- |
| Led BYU in rebounds | 4 (4-0) | 8 (8-0) |
| Led BYU in assists | -- | -- |
| Led BYU in blocks | 7 (5-2) | 31 (17-14) |
| Made 5+ FGs | 3 (3-0) | 4 (3-1) |
| Had 3+ assists | -- | -- |
| Had 3+ blocks | 1 (1-0) | 7 (6-1) |
| Had 5+ blocks | -- | -- |
| Had 5+ rebounds | 5 (5-0) | 20 (17-3) |
| Had 10+ rebounds | -- | 2 (2-0) |



CAREER STATISTICS

| YEAR | GP-GS | MPG | FG-FGA | PCT | 3FG-A | PCT | FT-FTA | PCT | OFF-DEF-REB | AVG | PF-D | A | AVG | TO | BLK | AVG | STL | AVG | PTS | AVG |
|--------------|-------------|-------------|----------------|-------------|------------|-------------|--------------|-------------|--------------------|------------|--------------|-----------|------------|-----------|-----------|------------|-----------|------------|------------|------------|
| 2021-22 | 32-3 | 10.7 | 44-76 | .579 | 0-0 | .000 | 9-19 | .474 | 39-55-94 | 2.9 | 67-2 | 9 | 0.3 | 21 | 24 | 0.8 | 1 | 0.1 | 97 | 3.0 |
| 2022-23 | 33-1 | 14.5 | 45-88 | .511 | 0-2 | .000 | 35-51 | .686 | 48-70-118 | 3.6 | 78-2 | 17 | 0.5 | 41 | 35 | 1.1 | 12 | 0.4 | 125 | 3.8 |
| 2023-24 | 17-0 | 13.0 | 34-56 | .607 | 0-2 | .000 | 9-17 | .529 | 21-39-60 | 3.5 | 48-2 | 7 | 0.4 | 14 | 12 | 0.7 | 7 | 0.4 | 77 | 4.5 |
| TOTAL | 82-4 | 12.7 | 123-220 | .559 | 0-4 | .000 | 53-87 | .609 | 108-164-272 | 3.3 | 193-6 | 33 | 0.4 | 76 | 71 | 0.9 | 20 | 0.2 | 299 | 3.6 |





TREDYN CHRISTENSEN

SENIOR | 6-7 | FORWARD | EAGLE MOUNTAIN, UTAH | CHAMINADE

2022-23

Played a career-high nine minutes against No. 16 Gonzaga... Played seven minutes in BYU's setback to No. 22 Saint Mary's... Finished with two points and a rebound...

Before BYU

Spent one season at Chaminade (NCAA Division II) appearing 26 games... scored in double figures four times... spent two seasons at Snow College... appeared in 53 games... NJCAA all-academic third team honors... prepped at Westlake High School in Saratoga Springs... first team all-state accolades as a senior...

Personal

Son of Mandy and Martin Christensen... married to Aliyah (Willis) Christensen... son, Kydn Kobe Christensen, born on May 3 ,2023... father-in-law, Jamal Willis, played running back for the Cougars and San Francisco 49ers... avid collector of sneakers...

10

SEASON HIGHS

| | | |
|--------------|----|----|
| Points: | -- | -- |
| Rebounds: | -- | -- |
| Assists: | -- | -- |
| Steals: | -- | -- |
| Blocks: | -- | -- |
| Field Goals: | -- | -- |
| 3-Pointers: | -- | -- |
| Free Throws: | -- | -- |
| Minutes: | -- | -- |

CAREER HIGHS*

| | | |
|--------------|---------|--------------------------|
| Points: | 12 (2x) | Hawaii Pacific (2/11/22) |
| Rebounds: | 10 | at Point Loma (1/29/22) |
| Assists: | 6 | Dominican (1/15/22) |
| Steals: | 3 | at Point Loma (1/29/22) |
| Blocks: | 2 | at Point Loma (1/29/22) |
| Field Goals: | 6 (2x) | Hawaii Pacific (2/11/22) |
| 3-Pointers: | 1 (4x) | at Point Loma (1/29/22) |
| Free Throws: | 4 | vs. Oregon (11/22/21) |
| Minutes: | 33 | at Point Loma (1/29/22) |

PRODUCTION TRACKER*

| | 2023-24 | Career |
|---------------------|---------|----------|
| Had a double-double | -- | -- |
| Scored 10+ points | -- | 4 (0-4) |
| Scored 20+ points | -- | -- |
| Led BYU in scoring | -- | -- |
| Led BYU in rebounds | -- | -- |
| Led BYU in assists | -- | -- |
| Led BYU in blocks | -- | -- |
| Made 3+ 3-pt FGs | -- | -- |
| Had 3+ assists | -- | 11 (3-8) |
| Had 5+ assists | -- | 2 (1-1) |
| Had 3+ steals | -- | 1 (0-1) |
| Had 5+ rebounds | -- | 13 (6-7) |
| Had 10+ rebounds | -- | 1 (0-1) |

2023-24 GAME-BY-GAME

| OPPONENT | DATE | MIN. | FG-FGA | PCT | 3FG-FGA | PCT | FT-FTA | PCT | OFF | DEF | REB | AST | BLK | STL | PF | TO | PTS | AVG |
|------------------------|-------|----------|------------|-------------|------------|-------------|------------|-------------|----------|----------|----------|----------|----------|----------|----------|----------|----------|------------|
| Houston Christian | 11/6 | | | | | | | | | | | | | | | | | |
| San Diego State | 11/10 | | | | | | | | | | | | | | | | | |
| Southeastern Louisiana | 11/15 | | | | | | | | | | | | | | | | | |
| Morgan State | 11/18 | | | | | | | | | | | | | | | | | |
| vs. Arizona State | 11/23 | | | | | | | | | | | | | | | | | |
| vs. NC State | 11/24 | | | | | | | | | | | | | | | | | |
| vs. Fresno State | 12/1 | | | | | | | | | | | | | | | | | |
| Evansville | 12/5 | | | | | | | | | | | | | | | | | |
| at Utah | 12/9 | | | | | | | | | | | | | | | | | |
| Denver | 12/13 | | | | | | | | | | | | | | | | | |
| Georgia State | 12/16 | | | | | | | | | | | | | | | | | |
| Bellarmine | 12/22 | | | | | | | | | | | | | | | | | |
| Wyoming | 12/30 | | | | | | | | | | | | | | | | | |
| Cincinnati | 1/6 | | | | | | | | | | | | | | | | | |
| at Baylor | 1/9 | | | | | | | | | | | | | | | | | |
| at UCF | 1/13 | | | | | | | | | | | | | | | | | |
| Iowa State | 1/16 | | | | | | | | | | | | | | | | | |
| at Texas Tech | 1/20 | | | | | | | | | | | | | | | | | |
| Houston | 1/23 | | | | | | | | | | | | | | | | | |
| Texas | 1/27 | | | | | | | | | | | | | | | | | |
| at West Virginia | 2/3 | | | | | | | | | | | | | | | | | |
| at Oklahoma | 2/6 | | | | | | | | | | | | | | | | | |
| Kansas State | 2/10 | | | | | | | | | | | | | | | | | |
| UCF | 2/13 | | | | | | | | | | | | | | | | | |
| at Oklahoma State | 2/17 | | | | | | | | | | | | | | | | | |
| Baylor | 2/20 | | | | | | | | | | | | | | | | | |
| at Kansas State | 2/24 | | | | | | | | | | | | | | | | | |
| at Kansas | 2/27 | | | | | | | | | | | | | | | | | |
| TCU | 3/2 | | | | | | | | | | | | | | | | | |
| at Iowa State | 3/6 | | | | | | | | | | | | | | | | | |
| Oklahoma State | 3/9 | | | | | | | | | | | | | | | | | |
| TOTAL | | 0 | 0-0 | .000 | 0-0 | .000 | 0-0 | .000 | 0 | 0 | 0 | 0 | 0 | 0 | 0 | 0 | 0 | 0.0 |

* Division I & II stats only



CAREER STATISTICS

| YEAR | GP-GS | MPG | FG-FGA | PCT | 3FG-A | PCT | FT-FTA | PCT | OFF-DEF-REB | AVG | PF-D | A | AVG | TO | BLK | AVG | STL | AVG | PTS | AVG |
|----------------|--------------|-------------|----------------|-------------|--------------|-------------|---------------|-------------|--------------------|------------|--------------|------------|------------|------------|-----------|------------|-----------|------------|------------|------------|
| 2019-20* | 31-12 | 22.3 | 121-203 | .596 | 1-14 | .071 | 41-81 | .506 | 60-74-134 | 4.3 | 58-2 | 77 | 2.5 | 46 | 10 | 0.3 | 28 | 0.9 | 284 | 9.2 |
| 2020-21* | 22-22 | 27.7 | 105-178 | .590 | 8-28 | .286 | 29-68 | .426 | 41-84-125 | 5.7 | 41-0 | 75 | 3.4 | 48 | 9 | 0.4 | 38 | 1.7 | 247 | 11.2 |
| 2021-22# | 26-12 | 22.5 | 64-133 | .481 | 4-18 | .222 | 13-25 | .520 | 44-66-110 | 4.2 | 42-0 | 60 | 2.3 | 54 | 9 | 0.3 | 22 | 0.8 | 145 | 5.6 |
| 2022-23 | 9-0 | 4.0 | 3-6 | .500 | 0-0 | .000 | 5-7 | .714 | 2-8-10 | 1.1 | 6-0 | 2 | 0.2 | 3 | 0 | 0.0 | 0 | 0.0 | 11 | 1.2 |
| 2023-24 | 0-0 | 0.0 | 0-0 | .000 | 0-0 | .000 | 0-0 | .000 | 0-0-0 | 0.0 | 0-0 | 0 | 0.0 | 0 | 0 | 0.0 | 0 | 0.0 | 0 | 0.0 |
| TOTAL! | 9-0 | 4.1 | 3-6 | .500 | 0-0 | .000 | 5-7 | .714 | 2-8-10 | 1.1 | 6-0 | 2 | 0.2 | 3 | 0 | 0.0 | 0 | 0.0 | 11 | 1.2 |
| TOTAL ^ | 88-46 | 21.8 | 293-520 | .563 | 13-60 | .217 | 88-181 | .488 | 147-232-379 | 4.3 | 147-2 | 214 | 2.4 | 151 | 28 | 0.3 | 88 | 1.0 | 687 | 7.8 |

* Snow College #Chaminade ! BYU Only ^ Snow College, Chaminade and BYU





TOWNSEND TRIPPLE

REDSHIRT FRESHMAN | 6-8 | FORWARD | MERIDIAN, IDAHO | ROCKY MOUNTAIN HS

2023-24

Appeared in 14 of 20 games for the Cougars... shooting 90.0 percent from the free throw line... made collegiate debut against Houston Christian... scored a career-high six points in win over Bellarmine... **shooting 100.0 percent (5-of-5) from inside the arc this season...** played a career-high eight minutes at Texas Tech... connected on first career 3-pointer against Red Raiders...

Personal

Nickname is "Tripp"... son of Wendy and Trent Tripple... has two sisters, Tayzlie and Tennessee... dad played football at Air Force... sister, Tayzlie, plays rugby at BYU... grandpa, Tony Tripple, played football at BYU... plays the piano... learning the guitar...

2020-21

Did not see action on the court during his first season in Provo...

Before BYU

Played at Rocky Mountain High School for Dane Roy... averaged 15 points, 5.1 rebounds and 1.3 blocks as a senior... first team all-state... second-team all-state honors as a junior... invited to first-ever NCAA College Basketball Academy...

12

SEASON HIGHS

| | | |
|--------------|--------|-----------------------------------|
| Points: | 6 | Bellarmine (12/22/23) |
| Rebounds: | 3 (2x) | Bellarmine (12/22/23) |
| Assists: | 1 | vs. Arizona State (11/23/23) |
| Steals: | 1 (3x) | Georgia State (12/16/23) |
| Blocks: | -- | -- |
| Field Goals: | 3 | Bellarmine (12/22/23) |
| 3-Pointers: | 1 | at Texas Tech (1/20/24) |
| Free Throws: | 3 | Southeastern Louisiana (11/15/23) |
| Minutes: | 8 | at Texas Tech (1/20/24) |

CAREER HIGHS

| | | |
|--------------|--------|-----------------------------------|
| Points: | 6 | Bellarmine (12/22/23) |
| Rebounds: | 3 (2x) | Bellarmine (12/22/23) |
| Assists: | 1 | vs. Arizona State (11/23/23) |
| Steals: | 1 (3x) | Georgia State (12/16/23) |
| Blocks: | -- | -- |
| Field Goals: | 3 | Bellarmine (12/22/23) |
| 3-Pointers: | 1 | at Texas Tech (1/20/24) |
| Free Throws: | 3 | Southeastern Louisiana (11/15/23) |
| Minutes: | 8 | at Texas Tech (1/20/24) |

PRODUCTION TRACKER

| | 2023-24 | Career |
|---------------------|---------|--------|
| Had a double-double | -- | -- |
| Scored 10+ points | -- | -- |
| Scored 20+ points | -- | -- |
| Led BYU in scoring | -- | -- |
| Led BYU in rebounds | -- | -- |
| Led BYU in assists | -- | -- |
| Led BYU in blocks | -- | -- |
| Made 3+ 3-pt FGs | -- | -- |
| Had 5+ 3-pt FGs | -- | -- |
| Had 3+ assists | -- | -- |
| Had 3+ steals | -- | -- |
| Had 5+ rebounds | -- | -- |
| Had 10+ rebounds | -- | -- |

2023-24 GAME-BY-GAME

| OPPONENT | DATE | MIN. | FG-FGA | PCT | 3FG-FGA | PCT | FT-FTA | PCT | OFF | DEF | REB | AST | BLK | STL | PF | TO | PTS | AVG |
|------------------------|-------|-----------|-------------|-------------|------------|-------------|-------------|-------------|----------|----------|-----------|----------|----------|----------|----------|----------|-----------|------------|
| Houston Christian | 11/6 | 5 | 0-0 | .000 | 0-0 | .000 | 2-2 | 1.000 | 1 | 1 | 2 | 0 | 0 | 1 | 0 | 0 | 2 | 2.0 |
| San Diego State | 11/10 | | | | | | | | | | | | | | | | | |
| Southeastern Louisiana | 11/15 | 3 | 0-1 | .000 | 0-1 | .000 | 3-4 | .750 | 0 | 0 | 0 | 0 | 0 | 0 | 1 | 0 | 3 | 2.5 |
| Morgan State | 11/18 | 2 | 0-0 | .000 | 0-0 | .000 | 0-0 | .000 | 0 | 0 | 0 | 0 | 0 | 0 | 0 | 0 | 0 | 1.7 |
| vs. Arizona State | 11/23 | 4 | 1-2 | .500 | 0-1 | .000 | 0-0 | .000 | 1 | 2 | 3 | 1 | 0 | 1 | 2 | 1 | 2 | 1.8 |
| vs. NC State | 11/24 | 5 | 0-1 | .000 | 0-1 | .000 | 2-2 | 1.000 | 0 | 0 | 0 | 0 | 0 | 0 | 0 | 0 | 2 | 1.8 |
| vs. Fresno State | 12/1 | 3 | 1-2 | .500 | 0-1 | .000 | 0-0 | .000 | 0 | 1 | 1 | 0 | 0 | 0 | 0 | 0 | 2 | 1.8 |
| Evansville | 12/5 | 4 | 0-0 | .000 | 0-0 | .000 | 0-0 | .000 | 0 | 0 | 0 | 0 | 0 | 0 | 0 | 0 | 0 | 1.6 |
| at Utah | 12/9 | 1 | 0-0 | .000 | 0-0 | .000 | 0-0 | .000 | 1 | 0 | 1 | 0 | 0 | 0 | 0 | 1 | 0 | 1.4 |
| Denver | 12/13 | 3 | 0-0 | .000 | 0-0 | .000 | 2-2 | 1.000 | 0 | 0 | 0 | 0 | 0 | 0 | 0 | 0 | 2 | 1.4 |
| Georgia State | 12/16 | 3 | 0-1 | .000 | 0-1 | .000 | 0-0 | .000 | 0 | 0 | 0 | 0 | 0 | 1 | 0 | 0 | 0 | 1.3 |
| Bellarmine | 12/22 | 3 | 3-3 | 1.000 | 0-0 | .000 | 0-0 | .000 | 3 | 0 | 3 | 0 | 0 | 0 | 0 | 0 | 6 | 1.7 |
| Wyoming | 12/30 | 3 | 0-0 | .000 | 0-0 | .000 | 0-0 | .000 | 0 | 2 | 2 | 0 | 0 | 0 | 0 | 1 | 0 | 1.6 |
| Cincinnati | 1/6 | | | | | | | | | | | | | | | | | |
| at Baylor | 1/9 | | | | | | | | | | | | | | | | | |
| at UCF | 1/13 | | | | | | | | | | | | | | | | | |
| Iowa State | 1/16 | 1 | 0-0 | .000 | 0-0 | .000 | 0-0 | .000 | 0 | 0 | 0 | 0 | 0 | 0 | 0 | 0 | 0 | 1.5 |
| at Texas Tech | 1/20 | 8 | 1-2 | .500 | 1-2 | .500 | 0-0 | .000 | 2 | 0 | 2 | 0 | 0 | 0 | 0 | 0 | 3 | 1.6 |
| Houston | 1/23 | | | | | | | | | | | | | | | | | |
| Texas | 1/27 | | | | | | | | | | | | | | | | | |
| at West Virginia | 2/3 | | | | | | | | | | | | | | | | | |
| at Oklahoma | 2/6 | | | | | | | | | | | | | | | | | |
| Kansas State | 2/10 | | | | | | | | | | | | | | | | | |
| UCF | 2/13 | | | | | | | | | | | | | | | | | |
| at Oklahoma State | 2/17 | | | | | | | | | | | | | | | | | |
| Baylor | 2/20 | | | | | | | | | | | | | | | | | |
| at Kansas State | 2/24 | | | | | | | | | | | | | | | | | |
| at Kansas | 2/27 | | | | | | | | | | | | | | | | | |
| TCU | 3/2 | | | | | | | | | | | | | | | | | |
| at Iowa State | 3/6 | | | | | | | | | | | | | | | | | |
| Oklahoma State | 3/9 | | | | | | | | | | | | | | | | | |
| TOTAL | | 49 | 6-12 | .500 | 1-7 | .143 | 9-10 | .900 | 8 | 6 | 14 | 1 | 0 | 3 | 3 | 3 | 22 | 1.6 |



CAREER STATISTICS

| YEAR | GP-GS | MPG | FG-FGA | PCT | 3FG-A | PCT | FT-FTA | PCT | OFF-DEF-REB | AVG | PF-D | A | AVG | TO | BLK | AVG | STL | AVG | PTS | AVG |
|--------------|-------------|------------|-------------|-------------|------------|-------------|-------------|-------------|---------------|------------|------------|----------|------------|----------|----------|------------|----------|------------|-----------|------------|
| 2023-24 | 14-0 | 3.5 | 6-12 | .500 | 1-7 | .143 | 9-10 | .900 | 8-6-14 | 1.0 | 3-0 | 1 | 0.1 | 3 | 0 | 0.0 | 3 | 0.2 | 22 | 1.6 |
| TOTAL | 14-0 | 3.5 | 6-12 | .500 | 1-7 | .143 | 9-10 | .900 | 8-6-14 | 1.0 | 3-0 | 1 | 0.1 | 3 | 0 | 0.0 | 3 | 0.2 | 22 | 1.6 |





RICHIE SAUNDERS

SOPHOMORE | 6-5 | GUARD | RIVERTON, UTAH | WASATCH ACADEMY

2023-24

Scored a career-high 20 points in win over Georgia State... career-best eight 8-of-14 from the floor against Panthers... made multiple 3-pointers four times... went a career-best 6-of-6 from the charity stripe against San Diego State, all coming in the final two minutes of regulation... scored in double figures eight times... BYU is 6-3 when he has five or more rebounds... shooting 88.0 percent at the rim this season (Hoop-Math)...

2022-23

One of four players on the team to appear in all 34 games for the Cougars... averaged 5.5 points per game, shooting 45.3 percent from the field and 33.3 percent from three... scored in doubles six times including career-high 18 points in win over Portland in WCC Tournament... made multiple 3-pointers eight times... career-high nine rebounds in win over Nicholls... career-high five offensive rebounds against the Pilots... averaged 10.7 points, 4.0 rebounds and 1.7 assists per game during WCC Tournament... ranked fourth on the team in offensive rebounds (24)...

Before BYU

Served a mission for the Church of Jesus Christ of Latter-Day Saints in Seattle, Washington... played final two seasons at Wasatch Academy along with current teammate Fousseyni Traore... three-star recruit by 247Sports and Rivals... ranked as No. 25 shooting guard in Class of 2020 by 247Sports Composite... averaged 14.6 points and 5.3 rebounds per game as a senior... Utah 6A First Team All-State as a sophomore at Riverton High School...

Personal

Son of Lisa and Rich Saunders... has four older sisters... married former BYU women's basketball player Sierra Johnson on September 1st... father played basketball at UC Davis... taught himself to be a woodworker/wood turner... learning and speaks four languages (english, malagasy, spanish, french)...

SEASON HIGHS

| | | |
|--------------|--------|----------------------------|
| Points: | 20 | Georgia State (12/16/23) |
| Rebounds: | 7 (2x) | Evansville (12/5/23) |
| Assists: | 4 (2x) | Morgan State (11/18/23) |
| Steals: | 3 | Morgan State (11/18/23) |
| Blocks: | 1 (5x) | at Baylor (1/9/24) |
| Field Goals: | 8 | Georgia State (12/16/23) |
| 3-Pointers: | 2 (6x) | Texas (1/27/24) |
| Free Throws: | 6 | San Diego State (11/10/23) |
| Minutes: | 33 | at Texas Tech (1/20/24) |

CAREER HIGHS

| | | |
|--------------|--------|----------------------------|
| Points: | 20 | Georgia State (12/16/23) |
| Rebounds: | 9 | Nicholls (11/19/22) |
| Assists: | 4 (2x) | Morgan State (11/18/23) |
| Steals: | 3 | at San Francisco (1/21/23) |
| Blocks: | 2 | vs. Dayton (11/25/22) |
| Field Goals: | 8 | Georgia State (12/16/23) |
| 3-Pointers: | 3 (2x) | vs. Portland (3/3/23) |
| Free Throws: | 6 | San Diego State (11/10/23) |
| Minutes: | 28 | Saint Mary's (1/28/23) |

PRODUCTION TRACKER

| | 2023-24 | Career |
|---------------------|---------|-----------|
| Had a double-double | -- | -- |
| Scored 10+ points | 9 (7-2) | 15 (12-3) |
| Scored 20+ points | 1 (1-0) | 1 (1-0) |
| Led BYU in scoring | 2 (2-0) | 3 (3-0) |
| Led BYU in rebounds | 1 (0-1) | 3 (0-3) |
| Led BYU in assists | -- | 1 (1-0) |
| Led BYU in steals | 6 (4-2) | 10 (6-4) |
| Made 3+ 3-pt FGs | -- | 2 (2-0) |
| Had 5+ 3-pt FGs | -- | -- |
| Had 3+ assists | 6 (6-0) | 10 (10-0) |
| Had 3+ steals | -- | -- |
| Had 5+ rebounds | 9 (6-3) | 16 (12-4) |
| Had 10+ rebounds | -- | -- |

2023-24 GAME-BY-GAME

| OPPONENT | DATE | MIN. | FG-FGA | PCT | 3FG-FGA | PCT | FT-FTA | PCT | OFF | DEF | REB | AST | BLK | STL | PF | TO | PTS | AVG |
|------------------------|-------|------------|---------------|-------------|--------------|-------------|--------------|-------------|-----------|-----------|-----------|-----------|----------|-----------|-----------|----------|------------|-------------|
| Houston Christian | 11/6 | 23 | 3-9 | .333 | 1-4 | .250 | 2-2 | 1.000 | 1 | 5 | 6 | 3 | 0 | 1 | 0 | 0 | 9 | 9.0 |
| San Diego State | 11/10 | 22 | 3-4 | .750 | 0-1 | .000 | 6-6 | 1.000 | 0 | 3 | 3 | 1 | 0 | 1 | 1 | 0 | 12 | 10.5 |
| Southeastern Louisiana | 11/15 | 24 | 4-6 | .667 | 1-2 | .500 | 0-0 | .000 | 2 | 5 | 7 | 4 | 1 | 0 | 1 | 0 | 9 | 10.0 |
| Morgan State | 11/18 | 17 | 4-5 | .800 | 2-3 | .667 | 2-2 | 1.000 | 0 | 4 | 4 | 4 | 0 | 3 | 2 | 1 | 12 | 10.5 |
| vs. Arizona State | 11/23 | 22 | 4-8 | .500 | 0-3 | .000 | 1-2 | .500 | 2 | 3 | 5 | 0 | 0 | 0 | 1 | 1 | 9 | 10.2 |
| vs. NC State | 11/24 | 14 | 2-4 | .500 | 2-4 | .500 | 0-0 | .000 | 1 | 0 | 1 | 0 | 0 | 0 | 1 | 1 | 6 | 9.5 |
| vs. Fresno State | 12/1 | 21 | 5-10 | .500 | 0-2 | .000 | 2-2 | 1.000 | 1 | 2 | 3 | 3 | 0 | 2 | 1 | 0 | 12 | 9.9 |
| Evansville | 12/5 | 18 | 3-5 | .600 | 1-3 | .333 | 2-5 | .400 | 2 | 5 | 7 | 1 | 1 | 2 | 3 | 1 | 9 | 9.8 |
| at Utah | 12/9 | 22 | 5-9 | .556 | 2-4 | .500 | 1-3 | .333 | 3 | 3 | 6 | 0 | 1 | 2 | 2 | 1 | 13 | 10.1 |
| Denver | 12/13 | 19 | 4-7 | .571 | 0-1 | .000 | 0-0 | .000 | 1 | 1 | 2 | 0 | 0 | 1 | 3 | 2 | 8 | 9.9 |
| Georgia State | 12/16 | 24 | 8-14 | .571 | 2-5 | .400 | 2-3 | .667 | 4 | 2 | 6 | 0 | 0 | 1 | 3 | 0 | 20 | 10.8 |
| Bellarmine | 12/22 | 23 | 6-10 | .600 | 1-4 | .250 | 1-1 | 1.000 | 3 | 3 | 6 | 3 | 0 | 1 | 1 | 1 | 14 | 11.1 |
| Wyoming | 12/30 | 15 | 4-6 | .667 | 1-3 | .333 | 0-0 | .000 | 1 | 1 | 2 | 3 | 0 | 0 | 4 | 0 | 9 | 10.9 |
| Cincinnati | 1/6 | 13 | 1-5 | .200 | 0-2 | .000 | 0-1 | .000 | 2 | 2 | 4 | 0 | 1 | 1 | 2 | 0 | 2 | 10.3 |
| at Baylor | 1/9 | 18 | 3-3 | 1.000 | 0-0 | .000 | 0-0 | .000 | 1 | 4 | 5 | 1 | 1 | 1 | 3 | 1 | 6 | 10.0 |
| at UCF | 1/13 | 22 | 2-6 | .333 | 0-2 | .000 | 4-4 | 1.000 | 2 | 2 | 4 | 1 | 0 | 0 | 2 | 0 | 8 | 9.9 |
| Iowa State | 1/16 | 25 | 4-9 | .444 | 0-3 | .000 | 4-5 | .800 | 1 | 1 | 2 | 0 | 0 | 2 | 3 | 0 | 12 | 10.0 |
| at Texas Tech | 1/20 | 33 | 6-9 | .667 | 2-2 | 1.000 | 2-3 | .667 | 2 | 2 | 4 | 1 | 0 | 1 | 1 | 0 | 16 | 10.3 |
| Houston | 1/23 | 22 | 3-6 | .500 | 1-4 | .250 | 0-0 | .000 | 2 | 4 | 6 | 1 | 0 | 0 | 2 | 0 | 7 | 10.2 |
| Texas | 1/27 | 21 | 4-7 | .571 | 2-4 | .500 | 1-2 | .500 | 1 | 2 | 3 | 0 | 0 | 0 | 1 | 0 | 11 | 10.2 |
| at West Virginia | 2/3 | | | | | | | | | | | | | | | | | |
| at Oklahoma | 2/6 | | | | | | | | | | | | | | | | | |
| Kansas State | 2/10 | | | | | | | | | | | | | | | | | |
| UCF | 2/13 | | | | | | | | | | | | | | | | | |
| at Oklahoma State | 2/17 | | | | | | | | | | | | | | | | | |
| Baylor | 2/20 | | | | | | | | | | | | | | | | | |
| at Kansas State | 2/24 | | | | | | | | | | | | | | | | | |
| at Kansas | 2/27 | | | | | | | | | | | | | | | | | |
| TCU | 3/2 | | | | | | | | | | | | | | | | | |
| at Iowa State | 3/6 | | | | | | | | | | | | | | | | | |
| Oklahoma State | 3/9 | | | | | | | | | | | | | | | | | |
| TOTAL | | 418 | 78-142 | .549 | 18-56 | .321 | 30-41 | .732 | 32 | 54 | 86 | 26 | 5 | 19 | 38 | 9 | 204 | 10.2 |



CAREER STATISTICS

| YEAR | GP-GS | MPG | FG-FGA | PCT | 3FG-A | PCT | FT-FTA | PCT | OFF-DEF-REB | AVG | PF-D | A | AVG | TO | BLK | AVG | STL | AVG | PTS | AVG |
|--------------|-------------|-------------|----------------|-------------|---------------|-------------|--------------|-------------|-------------------|------------|--------------|-----------|------------|-----------|-----------|------------|-----------|------------|------------|------------|
| 2022-23 | 34-2 | 15.9 | 68-148 | .453 | 26-78 | .333 | 26-38 | .684 | 24-57-81 | 2.4 | 65-1 | 28 | 0.8 | 24 | 9 | 0.3 | 20 | 0.6 | 186 | 5.5 |
| 2023-24 | 20-1 | 20.9 | 78-142 | .549 | 18-56 | .321 | 30-41 | .732 | 32-54-86 | 4.3 | 38-0 | 26 | 1.3 | 9 | 5 | 0.3 | 19 | 0.9 | 204 | 10.2 |
| TOTAL | 54-3 | 17.7 | 145-290 | .500 | 44-124 | .328 | 56-79 | .709 | 56-111-167 | 3.1 | 103-1 | 54 | 1.0 | 33 | 14 | 0.3 | 39 | 0.7 | 390 | 7.2 |





SPENCER JOHNSON

SENIOR | 6-5 | GUARD | AMERICAN FORK, UTAH | SALT LAKE COMMUNITY COLLEGE

2023-24
 16th in program history in 3-point field goal percentage... back-to-back double-doubles against Utah and Denver... career-high 74 assists... ranks 61st in the nation in assist-to-turnover ratio... BYU is 10-0 when he has three or more assists... BYU is 11-2 when he has five or more rebounds... scored a career-high 28 points in win over Iowa State... 10-of-16 from the floor...

2022-23
 West Coast Conference All-Conference Honorable Mention... led WCC in steals per game and 3-point field goal percentage in conference play... made his first career start as a Cougar in the season opener against Idaho State making game-winning 3-pointer with 11.6 seconds left in game... scored in double figures 15 times including career-high 18 against USC and Gonzaga... team-high 41 steals... shot a team best 46.1 percent from 3-point range...

2021-22
 Appeared in 34 games, all off the bench... averaged 5.8 points per game... posted a season-high of 15 points against Utah Valley... scored in double figures nine times... made a season-high three 3-pointers in wins over Weber State and Missouri State...

2020-21
 Came off the bench in all 27 games... scored in double figures five times... posted a season high of 16 points in win over Utah... played a season-high 33 minutes in WCC semifinal against Pepperdine...

Before BYU
 Averaged 13.2 points and 4.9 rebounds pregame during one season at Salt Lake Community College... served a mission for the Church of Jesus Christ of Latter-day Saints to Italy... prepped career at American Fork High School... Salt Lake Tribune and Deseret News 5A All-State performer as a senior...

Personal
 Younger brother, Isaac, and sister, Gracie, plays at Utah State... married his wife, Isy, in the Summer of 2021... couple is expecting their first child at the end of February...

SEASON HIGHS

| | | |
|--------------|---------|-------------------------|
| Points: | 28 | Iowa State (1/16/24) |
| Rebounds: | 11 | at Utah (12/9/23) |
| Assists: | 8 | Morgan State (11/18/23) |
| Steals: | 3 (2x) | at Texas Tech (1/20/24) |
| Blocks: | 1 (2x) | Denver (12/13/23) |
| Field Goals: | 10 | Iowa State (1/16/24) |
| 3-Pointers: | 4 | Iowa State (1/16/24) |
| Free Throws: | 5 | at UCF (1/13/24) |
| Minutes: | 35 (2x) | at Texas Tech (1/20/24) |

CAREER HIGHS

| | | |
|--------------|--------|--------------------------|
| Points: | 28 | Iowa State (1/16/24) |
| Rebounds: | 11 | at Utah (12/9/23) |
| Assists: | 8 | Morgan State (11/18/23) |
| Steals: | 5 | Gonzaga (1/12/23) |
| Blocks: | 2 | vs. Creighton (12/11/21) |
| Field Goals: | 10 | Iowa State (1/16/24) |
| 3-Pointers: | 4 (3x) | Iowa State (1/16/24) |
| Free Throws: | 6 | vs. USC (11/23/22) |
| Minutes: | 36 | Gonzaga (1/12/23) |

PRODUCTION TRACKER

| | 2023-24 | Career |
|---------------------|-----------|------------|
| Had a double-double | 2 (1-1) | 2 (1-1) |
| Scored 10+ points | 12 (10-2) | 41 (25-16) |
| Scored 20+ points | 3 (3-0) | 3 (3-0) |
| Led BYU in scoring | 4 (3-1) | 11 (4-7) |
| Led BYU in rebounds | 4 (3-1) | 7 (3-4) |
| Led BYU in assists | 8 (8-0) | 12 (10-2) |
| Led BYU in steals | 6 (3-3) | 34 (18-16) |
| Made 3+ 3-pt FGs | 2 (2-0) | 12 (7-5) |
| Had 5+ 3-pt FGs | -- | -- |
| Had 3+ assists | 10 (10-0) | 22 (19-3) |
| Had 3+ steals | 2 (1-1) | 9 (4-5) |
| Had 5+ rebounds | 13 (11-2) | 28 (19-9) |
| Had 10+ rebounds | 2 (1-1) | 2 (1-1) |



2023-24 GAME-BY-GAME

| OPPONENT | DATE | MIN. | FG-FGA | PCT | 3FG-FGA | PCT | FT-FTA | PCT | OFF | DEF | REB | AST | BLK | STL | PF | TO | PTS | AVG |
|------------------------|-------|------------|---------------|-------------|--------------|-------------|--------------|-------------|-----------|-----------|------------|-----------|----------|-----------|-----------|-----------|------------|-------------|
| Houston Christian | 11/6 | 29 | 8-16 | .500 | 2-9 | .222 | 2-2 | 1.000 | 1 | 4 | 5 | 7 | 0 | 0 | 0 | 0 | 20 | 20.0 |
| San Diego State | 11/10 | 33 | 4-11 | .364 | 2-5 | .400 | 0-2 | .000 | 1 | 6 | 7 | 2 | 0 | 0 | 2 | 2 | 10 | 15.0 |
| Southeastern Louisiana | 11/15 | 24 | 3-8 | .375 | 1-3 | .333 | 4-4 | 1.000 | 1 | 4 | 5 | 6 | 0 | 0 | 1 | 1 | 11 | 13.7 |
| Morgan State | 11/18 | 21 | 2-7 | .286 | 1-6 | .167 | 2-2 | 1.000 | 1 | 3 | 4 | 8 | 0 | 1 | 2 | 3 | 7 | 12.0 |
| vs. Arizona State | 11/23 | 26 | 2-8 | .250 | 2-5 | .400 | 0-0 | .000 | 1 | 5 | 6 | 4 | 0 | 1 | 2 | 2 | 6 | 10.8 |
| vs. NC State | 11/24 | 26 | 5-8 | .625 | 1-3 | .333 | 0-1 | .000 | 2 | 3 | 5 | 6 | 0 | 0 | 1 | 2 | 11 | 10.8 |
| vs. Fresno State | 12/1 | 26 | 9-12 | .750 | 1-4 | .250 | 3-3 | 1.000 | 2 | 3 | 5 | 5 | 0 | 2 | 0 | 1 | 22 | 12.4 |
| Evansville | 12/5 | 17 | 2-5 | .400 | 0-2 | .000 | 4-4 | 1.000 | 1 | 2 | 3 | 2 | 1 | 0 | 3 | 0 | 8 | 11.9 |
| at Utah | 12/9 | 25 | 4-12 | .333 | 1-3 | .333 | 1-2 | .500 | 5 | 6 | 11 | 0 | 0 | 2 | 0 | 1 | 10 | 11.7 |
| Denver | 12/13 | 28 | 3-8 | .375 | 1-5 | .200 | 4-4 | 1.000 | 2 | 8 | 10 | 6 | 1 | 1 | 2 | 0 | 11 | 11.6 |
| Georgia State | 12/16 | 24 | 3-10 | .300 | 1-5 | .200 | 1-1 | 1.000 | 0 | 4 | 4 | 7 | 0 | 1 | 1 | 2 | 8 | 11.3 |
| Bellarmine | 12/22 | 28 | 4-7 | .571 | 3-5 | .600 | 3-4 | .750 | 1 | 7 | 8 | 7 | 0 | 3 | 1 | 3 | 14 | 11.5 |
| Wyoming | 12/30 | 21 | 1-6 | .167 | 1-3 | .333 | 0-0 | .000 | 1 | 1 | 2 | 2 | 0 | 1 | 2 | 2 | 3 | 10.8 |
| Cincinnati | 1/6 | 23 | 3-9 | .333 | 0-3 | .000 | 0-0 | .000 | 0 | 3 | 3 | 2 | 0 | 2 | 1 | 0 | 6 | 10.5 |
| at Baylor | 1/9 | 30 | 5-13 | .385 | 3-6 | .500 | 2-2 | 1.000 | 1 | 3 | 4 | 0 | 0 | 0 | 0 | 1 | 15 | 10.8 |
| at UCF | 1/13 | 30 | 3-6 | .500 | 1-1 | 1.000 | 5-7 | .714 | 1 | 4 | 5 | 2 | 0 | 1 | 3 | 0 | 12 | 10.9 |
| Iowa State | 1/16 | 35 | 10-16 | .625 | 4-9 | .444 | 4-5 | .800 | 5 | 4 | 9 | 5 | 0 | 1 | 1 | 1 | 28 | 11.9 |
| at Texas Tech | 1/20 | 35 | 2-9 | .222 | 0-5 | .000 | 0-0 | .000 | 2 | 4 | 6 | 0 | 0 | 3 | 2 | 2 | 4 | 11.4 |
| Houston | 1/23 | 18 | 1-3 | .333 | 1-3 | .333 | 0-1 | .000 | 1 | 1 | 2 | 0 | 0 | 0 | 1 | 3 | 3 | 11.0 |
| Texas | 1/27 | 27 | 4-7 | .571 | 1-2 | .500 | 2-2 | 1.000 | 2 | 6 | 8 | 2 | 0 | 1 | 2 | 3 | 11 | 11.0 |
| at West Virginia | 2/3 | | | | | | | | | | | | | | | | | |
| at Oklahoma | 2/6 | | | | | | | | | | | | | | | | | |
| Kansas State | 2/10 | | | | | | | | | | | | | | | | | |
| UCF | 2/13 | | | | | | | | | | | | | | | | | |
| at Oklahoma State | 2/17 | | | | | | | | | | | | | | | | | |
| Baylor | 2/20 | | | | | | | | | | | | | | | | | |
| at Kansas State | 2/24 | | | | | | | | | | | | | | | | | |
| at Kansas | 2/27 | | | | | | | | | | | | | | | | | |
| TCU | 3/2 | | | | | | | | | | | | | | | | | |
| at Iowa State | 3/6 | | | | | | | | | | | | | | | | | |
| Oklahoma State | 3/9 | | | | | | | | | | | | | | | | | |
| TOTAL | | 526 | 78-181 | .431 | 27-87 | .310 | 37-46 | .804 | 31 | 81 | 112 | 74 | 2 | 20 | 27 | 29 | 220 | 11.0 |

CAREER STATISTICS

| YEAR | GP-GS | MPG | FG-FGA | PCT | 3FG-A | PCT | FT-FTA | PCT | OFF-DEF-REB | AVG | PF-D | A | AVG | TO | BLK | AVG | STL | AVG | PTS | AVG |
|----------------|---------------|-------------|----------------|-------------|----------------|-------------|----------------|-------------|--------------------|------------|--------------|------------|------------|------------|-----------|------------|------------|------------|-------------|------------|
| 2019-20* | 33-32 | 25.1 | 146-298 | .490 | 46-124 | .371 | 99-139 | .712 | 48-115-163 | 4.9 | 58-0 | 43 | 1.3 | 66 | 12 | 0.4 | 45 | 1.4 | 437 | 13.2 |
| 2020-21 | 27-0 | 17.4 | 50-109 | .459 | 24-59 | .407 | 15-22 | .682 | 10-52-62 | 2.3 | 40-0 | 25 | 0.9 | 27 | 2 | 0.1 | 12 | 0.4 | 139 | 5.1 |
| 2021-22 | 34-0 | 19.9 | 71-157 | .452 | 30-77 | .390 | 26-39 | .667 | 26-73-99 | 2.9 | 68-1 | 33 | 0.9 | 29 | 6 | 0.2 | 22 | 0.6 | 198 | 5.8 |
| 2022-23 | 25-22 | 29.0 | 100-197 | .508 | 41-89 | .461 | 37-49 | .755 | 8-83-91 | 3.6 | 62-0 | 44 | 1.8 | 38 | 3 | 0.1 | 41 | 1.6 | 278 | 11.1 |
| 2023-24 | 20-20 | 26.3 | 78-181 | .431 | 27-87 | .310 | 37-46 | .804 | 31-81-112 | 5.6 | 27-0 | 74 | 3.7 | 29 | 2 | 0.1 | 20 | 1.0 | 220 | 11.0 |
| TOTAL# | 106-42 | 22.6 | 299-644 | .464 | 122-312 | .391 | 115-156 | .737 | 75-289-364 | 3.4 | 197-1 | 176 | 1.7 | 123 | 13 | 0.1 | 95 | 0.9 | 835 | 7.9 |
| TOTAL ^ | 139-74 | 23.2 | 445-942 | .472 | 168-436 | .385 | 214-295 | .725 | 123-404-527 | 3.8 | 255-1 | 219 | 1.6 | 189 | 25 | 0.2 | 140 | 1.0 | 1272 | 9.2 |

* Salt Lake Community College #BYU Only ^ BYU and Salt Lake Community College





TREVIN KNELL

REDSHIRT JUNIOR | 6-5 | GUARD | NORTH SALT LAKE, UTAH | WOODS CROSS HS

2023-24

10th in program history in winning percentage... 10th in 3-point field goal percentage... 13th most 3-point makes in program history... 12th most 3-point attempts in program history... scored a career-high 27 points in Big 12 opener against Cincinnati... connected on nine 3-pointers, tied for the 2nd most in a game in program history... tied for the most triples at the Marriott Center... 10th most three 3-point performances in program history (22)... BYU is 9-2 when hitting three or more 3-pointers...

2022-23

Redshirted due to shoulder injury... NABC Honor Court...

2021-22

Appeared in all 35 games including 18 starts... averaged 6.4 points per game... scored in double figures 10 times including a season-high 15 against Liberty, LMU and Northern Iowa... tied a career-high with five 3-pointers against UNI... WCC All-Academic Team

2020-21

Played in all 27 games including six starts... ranked second on the team in 3-pointers made and 3-point percentage... scored in double figures six times... shot 50.0 percent from 3-point percentage in WCC play... WCC All-Academic Team...

2019-20

Appeared in 19 games... season-high nine points in win over Montana Tech... hit a pair of 3-pointers in the first half against Virginia Tech in Maui...

Before BYU

Served a mission for the Church of Jesus Christ of Latter-Day Saints in Uruguay... prepped at Woods Cross High School... named First Team All-State by Deseret News and Salt Lake Tribune as a senior... no. 2 recruit in Utah in the Class of 2017...

Personal

Son of Vicki and Richard Knell... has three older sisters and one younger brother... married his wife, Tatum, in August 2021...

SEASON HIGHS

| | | |
|--------------|--------|-----------------------------------|
| Points: | 27 | Cincinnati (1/6/24) |
| Rebounds: | 7 | Evansville (12/5/23) |
| Assists: | 5 | Evansville (12/5/23) |
| Steals: | 2 (2x) | Southeastern Louisiana (11/15/23) |
| Blocks: | 1 (3x) | at UCF (1/13/24) |
| Field Goals: | 9 | Cincinnati (1/6/24) |
| 3-Pointers: | 9 | Cincinnati (1/6/24) |
| Free Throws: | 4 | at Utah (12/9/23) |
| Minutes: | 34 | at UCF (1/13/24) |

CAREER HIGHS

| | | |
|--------------|--------|----------------------------|
| Points: | 27 | Cincinnati (1/6/24) |
| Rebounds: | 7 | Evansville (12/5/23) |
| Assists: | 5 | Evansville (12/5/23) |
| Steals: | 2 (5x) | San Diego State (11/10/23) |
| Blocks: | 1 (6x) | at UCF (1/13/24) |
| Field Goals: | 9 | Cincinnati (1/6/24) |
| 3-Pointers: | 9 | Cincinnati (1/6/24) |
| Free Throws: | 4 (3x) | at Utah (12/9/23) |
| Minutes: | 34 | at UCF (1/13/24) |

PRODUCTION TRACKER

| | 2023-24 | Career |
|---------------------|----------|-----------|
| Had a double-double | -- | -- |
| Scored 10+ points | 12 (9-3) | 28 (23-5) |
| Scored 20+ points | 1 (0-1) | 2 (0-2) |
| Led BYU in scoring | 4 (2-2) | 6 (3-3) |
| Led BYU in rebounds | 2 (1-1) | 2 (1-1) |
| Led BYU in assists | -- | 1 (1-0) |
| Led BYU in blocks | -- | 8 (7-1) |
| Made 3+ 3-pt FGs | 11 (9-2) | 22 (18-4) |
| Had 5+ 3-pt FGs | 2 (1-1) | 4 (2-2) |
| Had 3+ assists | 4 (4-0) | 8 (8-0) |
| Had 3+ steals | -- | -- |
| Had 5+ rebounds | 8 (7-1) | 12 (11-1) |
| Had 10+ rebounds | -- | -- |



2023-24 GAME-BY-GAME

| OPPONENT | DATE | MIN. | FG-FGA | PCT | 3FG-FGA | PCT | FT-FTA | PCT | OFF | DEF | REB | AST | BLK | STL | PF | TO | PTS | AVG |
|------------------------|-------|------------|---------------|-------------|---------------|-------------|--------------|-------------|-----------|-----------|-----------|-----------|----------|-----------|-----------|-----------|------------|-------------|
| Houston Christian | 11/6 | 22 | 6-12 | .500 | 5-9 | .556 | 2-3 | .667 | 1 | 4 | 5 | 1 | 0 | 1 | 3 | 1 | 19 | 19.0 |
| San Diego State | 11/10 | 30 | 2-7 | .286 | 1-4 | .250 | 2-3 | .667 | 0 | 4 | 1 | 0 | 0 | 2 | 2 | 0 | 7 | 13.0 |
| Southeastern Louisiana | 11/15 | 27 | 7-12 | .583 | 4-8 | .500 | 0-1 | .000 | 1 | 2 | 3 | 3 | 0 | 2 | 1 | 1 | 18 | 14.7 |
| Morgan State | 11/18 | 29 | 3-6 | .500 | 1-4 | .250 | 1-1 | 1.000 | 0 | 5 | 5 | 4 | 1 | 0 | 2 | 4 | 8 | 13.0 |
| vs. Arizona State | 11/23 | 22 | 3-6 | .500 | 3-5 | .600 | 0-0 | .000 | 0 | 2 | 2 | 3 | 0 | 0 | 2 | 2 | 9 | 12.2 |
| vs. NC State | 11/24 | 24 | 4-9 | .444 | 3-7 | .429 | 2-2 | 1.000 | 1 | 4 | 5 | 1 | 0 | 1 | 3 | 1 | 13 | 12.3 |
| vs. Fresno State | 12/1 | 25 | 4-8 | .500 | 2-6 | .333 | 0-0 | .000 | 0 | 6 | 6 | 1 | 0 | 1 | 2 | 1 | 10 | 12.0 |
| Evansville | 12/5 | 28 | 5-9 | .556 | 3-5 | .600 | 0-0 | .000 | 1 | 6 | 7 | 5 | 0 | 0 | 2 | 0 | 13 | 12.1 |
| at Utah | 12/9 | 27 | 3-8 | .375 | 0-4 | .000 | 4-6 | .667 | 0 | 3 | 3 | 2 | 0 | 1 | 3 | 2 | 10 | 11.9 |
| Denver | 12/13 | 17 | 0-5 | .000 | 0-5 | .000 | 1-2 | .500 | 0 | 2 | 2 | 0 | 1 | 0 | 2 | 0 | 1 | 10.8 |
| Georgia State | 12/16 | 26 | 5-9 | .556 | 3-5 | .600 | 2-2 | 1.000 | 1 | 2 | 3 | 1 | 0 | 1 | 3 | 0 | 15 | 11.2 |
| Bellarmine | 12/22 | 15 | 5-7 | .714 | 3-5 | .600 | 1-1 | 1.000 | 1 | 1 | 2 | 1 | 0 | 0 | 2 | 0 | 14 | 11.4 |
| Wyoming | 12/30 | 22 | 7-10 | .700 | 3-5 | .600 | 0-0 | .000 | 2 | 3 | 5 | 2 | 0 | 1 | 4 | 1 | 17 | 11.8 |
| Cincinnati | 1/6 | 29 | 9-16 | .563 | 9-14 | .643 | 0-2 | .000 | 3 | 1 | 4 | 1 | 0 | 1 | 1 | 2 | 27 | 12.9 |
| at Baylor | 1/9 | 31 | 5-8 | .625 | 3-5 | .600 | 2-3 | .667 | 0 | 4 | 4 | 1 | 0 | 0 | 4 | 1 | 15 | 13.1 |
| at UCF | 1/13 | 34 | 5-12 | .417 | 4-9 | .444 | 0-0 | .000 | 0 | 6 | 6 | 1 | 1 | 0 | 2 | 0 | 14 | 13.1 |
| Iowa State | 1/16 | | | | | | | | | | | | | | | | | |
| at Texas Tech | 1/20 | 17 | 2-4 | .500 | 2-4 | .500 | 0-0 | .000 | 0 | 2 | 2 | 0 | 0 | 0 | 3 | 0 | 6 | 12.7 |
| Houston | 1/23 | 29 | 2-8 | .250 | 1-7 | .143 | 3-3 | 1.000 | 0 | 6 | 6 | 2 | 0 | 1 | 5 | 0 | 8 | 12.4 |
| Texas | 1/27 | 13 | 0-0 | .000 | 0-0 | .000 | 2-2 | 1.000 | 0 | 1 | 1 | 0 | 0 | 0 | 2 | 2 | 2 | 11.9 |
| at West Virginia | 2/3 | | | | | | | | | | | | | | | | | |
| at Oklahoma | 2/6 | | | | | | | | | | | | | | | | | |
| Kansas State | 2/10 | | | | | | | | | | | | | | | | | |
| UCF | 2/13 | | | | | | | | | | | | | | | | | |
| at Oklahoma State | 2/17 | | | | | | | | | | | | | | | | | |
| Baylor | 2/20 | | | | | | | | | | | | | | | | | |
| at Kansas State | 2/24 | | | | | | | | | | | | | | | | | |
| at Kansas | 2/27 | | | | | | | | | | | | | | | | | |
| TCU | 3/2 | | | | | | | | | | | | | | | | | |
| at Iowa State | 3/6 | | | | | | | | | | | | | | | | | |
| Oklahoma State | 3/9 | | | | | | | | | | | | | | | | | |
| TOTAL | | 469 | 77-156 | .494 | 50-111 | .450 | 22-31 | .710 | 11 | 64 | 75 | 29 | 3 | 12 | 48 | 15 | 226 | 11.9 |

CAREER STATISTICS

| YEAR | GP-GS | MPG | FG-FGA | PCT | 3FG-A | PCT | FT-FTA | PCT | OFF-DEF-REB | AVG | PF-D | A | AVG | TO | BLK | AVG | STL | AVG | PTS | AVG |
|--------------|---------------|-------------|----------------|-------------|----------------|-------------|--------------|-------------|-------------------|------------|--------------|-----------|------------|-----------|----------|------------|-----------|------------|------------|------------|
| 2019-20 | 19-0 | 5.7 | 11-33 | .333 | 7-26 | .269 | 0-0 | .000 | 0-12-12 | 0.6 | 11-0 | 3 | 0.2 | 1 | 1 | 0.1 | 2 | 0.1 | 29 | 1.5 |
| 2020-21 | 27-6 | 16.5 | 56-120 | .467 | 43-95 | .453 | 11-19 | .579 | 4-51-55 | 2.0 | 46-0 | 25 | 0.9 | 15 | 1 | 0.1 | 9 | 0.3 | 166 | 6.1 |
| 2021-22 | 35-18 | 19.5 | 80-197 | .406 | 47-130 | .362 | 16-23 | .696 | 7-55-62 | 1.8 | 55-0 | 34 | 0.9 | 25 | 1 | 0.1 | 9 | 0.2 | 223 | 6.4 |
| 2023-24 | 19-16 | 24.7 | 77-156 | .494 | 50-111 | .450 | 22-31 | .710 | 11-64-75 | 3.9 | 48-1 | 29 | 1.5 | 15 | 3 | 0.1 | 12 | 0.6 | 226 | 11.9 |
| TOTAL | 100-40 | 17.0 | 224-506 | .443 | 147-362 | .406 | 49-73 | .671 | 22-182-204 | 2.0 | 160-1 | 91 | 0.9 | 56 | 6 | 0.1 | 32 | 0.3 | 644 | 6.4 |





MARCUS ADAMS JR.

FRESHMAN | 6-8 | FORWARD | TORRANCE, CALIFORNIA | NATHANIEL HARBONNE HS

2023-24

Made collegiate debut in win over Bellarmine... scored two points in eight minutes of action... went 1-of-6 from the floor... had two rebounds and one assist...

BEFORE BYU

Originally signed with Kansas and Gonzaga before transferring to BYU... reclassified to Class of 2023... four-star recruit... 49th player in class according to 247Sports.com... averaged 28.8 points, 6.8 rebounds and 5.0 assists per game in final season at Nathaniel Harbonne High School... John R. Wooden High School Player of the Year for the L.A. City Section Open Division... scored over 40 points three times including a 50-point, 21-rebound performance...

PERSONAL

Son of Delfina and Marcus Adams... has one sibling... father played at UNLV... appearing in six games during the 1977-78 season...

2023-24 GAME-BY-GAME

| SEASON HIGHS | Points: | 2 | Bellarmine (12/22/23) | CAREER HIGHS | Points: | 2 | Bellarmine (12/22/23) | 2023-24 GAME-BY-GAME | | | | | | | | | | | | | | | | | | | |
|--------------|-----------|-----------------------|-----------------------|--------------|-----------------------|------------------------|-----------------------|----------------------|-------------|------------|-------------|------------|-------------|----------|----------|----------|----------|----------|----------|----------|----------|----------|----------|----------|------------|-----|--|
| | Rebounds: | 2 | Bellarmine (12/22/23) | | Rebounds: | 2 | Bellarmine (12/22/23) | OPPONENT | DATE | MIN. | FG-FGA | PCT | 3FG-FGA | PCT | FT-FTA | PCT | OFF | DEF | REB | AST | BLK | STL | PF | TO | PTS | AVG | |
| Assists: | 1 | Bellarmine (12/22/23) | Assists: | 1 | Bellarmine (12/22/23) | Houston Christian | 11/6 | | | | | | | | | | | | | | | | | | | | |
| Steals: | -- | -- | Steals: | -- | -- | San Diego State | 11/10 | | | | | | | | | | | | | | | | | | | | |
| Blocks: | -- | -- | Blocks: | -- | -- | Southeastern Louisiana | 11/15 | | | | | | | | | | | | | | | | | | | | |
| Field Goals: | 1 | Bellarmine (12/22/23) | Field Goals: | 1 | Bellarmine (12/22/23) | Morgan State | 11/18 | | | | | | | | | | | | | | | | | | | | |
| 3-Pointers: | -- | -- | 3-Pointers: | -- | -- | vs. Arizona State | 11/23 | | | | | | | | | | | | | | | | | | | | |
| Free Throws: | -- | -- | Free Throws: | -- | -- | vs. NC State | 11/24 | | | | | | | | | | | | | | | | | | | | |
| Minutes: | 8 | Bellarmine (12/22/23) | Minutes: | 8 | Bellarmine (12/22/23) | vs. Fresno State | 12/1 | | | | | | | | | | | | | | | | | | | | |
| | | | | | | Evansville | 12/5 | | | | | | | | | | | | | | | | | | | | |
| | | | | | | at Utah | 12/9 | | | | | | | | | | | | | | | | | | | | |
| | | | | | | Denver | 12/13 | | | | | | | | | | | | | | | | | | | | |
| | | | | | | Georgia State | 12/16 | | | | | | | | | | | | | | | | | | | | |
| | | | | | | Bellarmine | 12/22 | 8 | 1-6 | .167 | 0-3 | .000 | 0-0 | .000 | 0 | 2 | 2 | 1 | 0 | 0 | 2 | 0 | 2 | 2 | 2.0 | | |
| | | | | | | Wyoming | 12/30 | | | | | | | | | | | | | | | | | | | | |
| | | | | | | Cincinnati | 1/6 | | | | | | | | | | | | | | | | | | | | |
| | | | | | | at Baylor | 1/9 | | | | | | | | | | | | | | | | | | | | |
| | | | | | | at UCF | 1/13 | | | | | | | | | | | | | | | | | | | | |
| | | | | | | Iowa State | 1/16 | | | | | | | | | | | | | | | | | | | | |
| | | | | | | at Texas Tech | 1/20 | | | | | | | | | | | | | | | | | | | | |
| | | | | | | Houston | 1/23 | | | | | | | | | | | | | | | | | | | | |
| | | | | | | Texas | 1/27 | | | | | | | | | | | | | | | | | | | | |
| | | | | | | at West Virginia | 2/3 | | | | | | | | | | | | | | | | | | | | |
| | | | | | | at Oklahoma | 2/6 | | | | | | | | | | | | | | | | | | | | |
| | | | | | | Kansas State | 2/10 | | | | | | | | | | | | | | | | | | | | |
| | | | | | | UCF | 2/13 | | | | | | | | | | | | | | | | | | | | |
| | | | | | | at Oklahoma State | 2/17 | | | | | | | | | | | | | | | | | | | | |
| | | | | | | Baylor | 2/20 | | | | | | | | | | | | | | | | | | | | |
| | | | | | | at Kansas State | 2/24 | | | | | | | | | | | | | | | | | | | | |
| | | | | | | at Kansas | 2/27 | | | | | | | | | | | | | | | | | | | | |
| | | | | | | TCU | 3/2 | | | | | | | | | | | | | | | | | | | | |
| | | | | | | at Iowa State | 3/6 | | | | | | | | | | | | | | | | | | | | |
| | | | | | | Oklahoma State | 3/9 | | | | | | | | | | | | | | | | | | | | |
| | | | | | | TOTAL | 8 | 1-6 | .167 | 0-3 | .000 | 0-0 | .000 | 0 | 2 | 2 | 1 | 0 | 0 | 2 | 0 | 2 | 0 | 2 | 2.0 | | |

| PRODUCTION TRACKER | 2023-24 | Career |
|---------------------|---------------------|--------|
| | Had a double-double | -- |
| Scored 10+ points | -- | -- |
| Scored 20+ points | -- | -- |
| Led BYU in scoring | -- | -- |
| Led BYU in rebounds | -- | -- |
| Led BYU in assists | -- | -- |
| Led BYU in blocks | -- | -- |
| Made 3+ 3-pt FGs | -- | -- |
| Had 5+ 3-pt FGs | -- | -- |
| Had 3+ assists | -- | -- |
| Had 3+ steals | -- | -- |
| Had 5+ rebounds | -- | -- |
| Had 10+ rebounds | -- | -- |



| CAREER STATISTICS | | | | | | | | | | | | | | | | | | | | |
|-------------------|------------|------------|------------|-------------|------------|-------------|------------|-------------|--------------|------------|------------|----------|------------|----------|----------|------------|----------|------------|----------|------------|
| YEAR | GP-GS | MPG | FG-FGA | PCT | 3FG-A | PCT | FT-FTA | PCT | OFF-DEF-REB | AVG | PF-D | A | AVG | TO | BLK | AVG | STL | AVG | PTS | AVG |
| 2023-24 | 1-0 | 7.8 | 1-6 | 1.67 | 0-3 | .000 | 0-0 | .000 | 0-2-2 | 2.0 | 2-0 | 1 | 1.0 | 0 | 0 | 0.0 | 0 | 0.0 | 2 | 2.0 |
| TOTAL | 1-0 | 7.8 | 1-6 | .167 | 0-3 | .000 | 0-0 | .000 | 0-2-2 | 2.0 | 2-0 | 1 | 1.0 | 0 | 0 | 0.0 | 0 | 0.0 | 2 | 2.0 |





TANNER HAYHURST

REDSHIRT FRESHMAN | 6-6 | GUARD | EAGLE, IDAHO | EAGLE HS

2023-24

Made collegiate debut in season opener against Houston Christian... played career-high four minutes in win over Southeastern Louisiana... scored first points in win over Bellarmine... all four rebounds have come on offensive glass...

2022-23

Redshirted first season in Provo... played two minutes in exhibition win over Ottawa (Ariz.)...

Before BYU

Served a mission for the Church of Jesus Christ of Latter-Day Saints in Baton Rouge, Louisiana... prepped at Eagle High School in Eagle, Idaho... all-state honors as a senior... led Idaho 5A classification in scoring as a junior... four-year letterwinner... played AAU with Hayward Tar Heels and Oakland Soldiers...

Personal

Father played basketball at Weber State... was also the dentist for the Idaho Stampede of the NBA G-League for over 10 years... brother, Austin, played at Salt Lake Community College... sister, Kate, is committed to play volleyball at Kansas... Eagle Scout...

24

SEASON HIGHS

| | | |
|--------------|--------|-----------------------|
| Points: | 2 | Bellarmine (12/22/23) |
| Rebounds: | 2 | Evansville (12/5/23) |
| Assists: | 1 (2x) | Bellarmine (12/22/23) |
| Steals: | -- | -- |
| Blocks: | -- | -- |
| Field Goals: | 1 | Bellarmine (12/22/23) |
| 3-Pointers: | -- | -- |
| Free Throws: | -- | -- |
| Minutes: | 4 (2x) | Evansville (12/5/23) |

CAREER HIGHS

| | | |
|--------------|--------|-----------------------|
| Points: | 2 | Bellarmine (12/22/23) |
| Rebounds: | 2 | Evansville (12/5/23) |
| Assists: | 1 (2x) | Bellarmine (12/22/23) |
| Steals: | -- | -- |
| Blocks: | -- | -- |
| Field Goals: | 1 | Bellarmine (12/22/23) |
| 3-Pointers: | -- | -- |
| Free Throws: | -- | -- |
| Minutes: | 4 (2x) | Evansville (12/5/23) |

PRODUCTION TRACKER

| | 2023-24 | Career |
|---------------------|---------|--------|
| Had a double-double | -- | -- |
| Scored 10+ points | -- | -- |
| Scored 20+ points | -- | -- |
| Led BYU in scoring | -- | -- |
| Led BYU in rebounds | -- | -- |
| Led BYU in assists | -- | -- |
| Led BYU in blocks | -- | -- |
| Made 3+ 3-pt FGs | -- | -- |
| Had 5+ 3-pt FGs | -- | -- |
| Had 3+ assists | -- | -- |
| Had 3+ steals | -- | -- |
| Had 5+ rebounds | -- | -- |
| Had 10+ rebounds | -- | -- |

2023-24 GAME-BY-GAME

| OPPONENT | DATE | MIN. | FG-FGA | PCT | 3FG-FGA | PCT | FT-FTA | PCT | OFF | DEF | REB | AST | BLK | STL | PF | TO | PTS | AVG |
|------------------------|-------|-----------|------------|-------------|------------|-------------|------------|-------------|----------|----------|----------|----------|----------|----------|----------|----------|----------|------------|
| Houston Christian | 11/6 | 3 | 0-2 | .000 | 0-1 | .000 | 0-0 | .000 | 1 | 0 | 1 | 0 | 0 | 0 | 2 | 2 | 0 | 0.0 |
| San Diego State | 11/10 | | | | | | | | | | | | | | | | | |
| Southeastern Louisiana | 11/15 | 4 | 0-0 | .000 | 0-0 | .000 | 0-0 | .000 | 0 | 0 | 0 | 0 | 0 | 0 | 1 | 0 | 0 | 0.0 |
| Morgan State | 11/18 | 3 | 0-0 | .000 | 0-0 | .000 | 0-0 | .000 | 0 | 0 | 0 | 0 | 0 | 0 | 0 | 0 | 0 | 0.0 |
| vs. Arizona State | 11/23 | 2 | 0-1 | .000 | 0-0 | .000 | 0-0 | .000 | 0 | 0 | 0 | 0 | 0 | 0 | 0 | 0 | 0 | 0.0 |
| vs. NC State | 11/24 | | | | | | | | | | | | | | | | | |
| vs. Fresno State | 12/1 | 2 | 0-0 | .000 | 0-0 | .000 | 0-0 | .000 | 0 | 0 | 0 | 0 | 0 | 0 | 0 | 0 | 0 | 0.0 |
| Evansville | 12/5 | 4 | 0-2 | .000 | 0-0 | .000 | 0-0 | .000 | 2 | 0 | 2 | 1 | 0 | 0 | 0 | 1 | 0 | 0.0 |
| at Utah | 12/9 | | | | | | | | | | | | | | | | | |
| Denver | 12/13 | 2 | 0-0 | .000 | 0-0 | .000 | 0-0 | .000 | 0 | 0 | 0 | 0 | 0 | 0 | 0 | 0 | 0 | 0.0 |
| Georgia State | 12/16 | 3 | 0-0 | .000 | 0-0 | .000 | 0-0 | .000 | 0 | 0 | 0 | 0 | 0 | 0 | 0 | 0 | 0 | 0.0 |
| Bellarmine | 12/22 | 3 | 1-1 | 1.000 | 0-0 | .000 | 0-0 | .000 | 1 | 0 | 1 | 1 | 0 | 0 | 0 | 0 | 2 | 0.2 |
| Wyoming | 12/30 | 1 | 0-0 | .000 | 0-0 | .000 | 0-0 | .000 | 0 | 0 | 0 | 0 | 0 | 0 | 0 | 0 | 0 | 0.2 |
| Cincinnati | 1/6 | | | | | | | | | | | | | | | | | |
| at Baylor | 1/9 | | | | | | | | | | | | | | | | | |
| at UCF | 1/13 | | | | | | | | | | | | | | | | | |
| Iowa State | 1/16 | 1 | 0-0 | .000 | 0-0 | .000 | 0-0 | .000 | 0 | 0 | 0 | 0 | 0 | 0 | 0 | 0 | 0 | 0.2 |
| at Texas Tech | 1/20 | | | | | | | | | | | | | | | | | |
| Houston | 1/23 | | | | | | | | | | | | | | | | | |
| Texas | 1/27 | | | | | | | | | | | | | | | | | |
| at West Virginia | 2/3 | | | | | | | | | | | | | | | | | |
| at Oklahoma | 2/6 | | | | | | | | | | | | | | | | | |
| Kansas State | 2/10 | | | | | | | | | | | | | | | | | |
| UCF | 2/13 | | | | | | | | | | | | | | | | | |
| at Oklahoma State | 2/17 | | | | | | | | | | | | | | | | | |
| Baylor | 2/20 | | | | | | | | | | | | | | | | | |
| at Kansas State | 2/24 | | | | | | | | | | | | | | | | | |
| at Kansas | 2/27 | | | | | | | | | | | | | | | | | |
| TCU | 3/2 | | | | | | | | | | | | | | | | | |
| at Iowa State | 3/6 | | | | | | | | | | | | | | | | | |
| Oklahoma State | 3/9 | | | | | | | | | | | | | | | | | |
| TOTAL | | 27 | 1-6 | .167 | 0-1 | .000 | 0-0 | .000 | 4 | 0 | 4 | 2 | 0 | 0 | 3 | 3 | 2 | 0.2 |



CAREER STATISTICS

| YEAR | GP-GS | MPG | FG-FGA | PCT | 3FG-A | PCT | FT-FTA | PCT | OFF-DEF-REB | AVG | PF-D | A | AVG | TO | BLK | AVG | STL | AVG | PTS | AVG |
|--------------|-------------|------------|------------|-------------|------------|-------------|------------|-------------|--------------|------------|------------|----------|------------|----------|----------|------------|----------|------------|----------|------------|
| 2023-24 | 11-0 | 2.5 | 1-6 | .167 | 0-1 | .000 | 0-0 | .000 | 4-0-4 | 0.4 | 3-0 | 2 | 0.2 | 3 | 0 | 0.0 | 0 | 0.0 | 2 | 0.2 |
| TOTAL | 11-0 | 2.5 | 1-6 | .167 | 0-1 | .000 | 0-0 | .000 | 4-0-4 | 0.4 | 3-0 | 2 | 0.2 | 3 | 0 | 0.0 | 0 | 0.0 | 2 | 0.2 |





DAWSON BAKER

JUNIOR | 6-4 | GUARD | COTO DE CAZA, CALIFORNIA | UC IRVINE

2023-24

Ranks 356th in points among active Division I men's basketball players with 1,037... made his season debut in win over Georgia State... scored season-high 10 points in win over Bellarmine... went 2-of-4 from 3-point range... dished out a season-high three assists... **will miss the rest of the season due to foot injury...**

Before BYU

Played three seasons at UC Irvine... two-time all-Big West performer... 2020-21 Big West Freshman of the Year... scored over 1,000 points in 79 appearances for the Anteaters... scored in double figures 55 times including career-high 33 points against UC San Diego... recorded only career double-double against Hawaii on Jan. 19, 2023... served a two-year mission for the Church of Jesus Christ of Latter-Day Saints in Micronesia, Guam... graduated from Capistrano Valley High School in 2018... CIF 2AA Player of the Year...

Personal

Son of David and Carise Baker... has six siblings... brothers, Dusty and Davis, played collegiately at Weber State and Southern Utah... speaks chuukese... above average at ping pong...

25

SEASON HIGHS

| | | |
|--------------|--------|-----------------------|
| Points: | 10 | Bellarmine (12/22/23) |
| Rebounds: | 1 (3x) | Wyoming (12/30/23) |
| Assists: | 3 | Bellarmine (12/22/23) |
| Steals: | 1 (3x) | Wyoming (12/30/23) |
| Blocks: | -- | -- |
| Field Goals: | 4 | Bellarmine (12/22/23) |
| 3-Pointers: | 2 | Bellarmine (12/22/23) |
| Free Throws: | -- | -- |
| Minutes: | 18 | Bellarmine (12/22/23) |

CAREER HIGHS

| | | |
|--------------|---------|--------------------------------|
| Points: | 33 | UC San Diego (02/23/23) |
| Rebounds: | 10 | Hawaii (01/19/23) |
| Assists: | 6 | vs. Pepperdine (11/25/20) |
| Steals: | 4 (2x) | at Long Beach State (02/04/23) |
| Blocks: | 1 (8x) | UC Riverside (02/11/23) |
| Field Goals: | 10 | UC San Diego (02/23/23) |
| 3-Pointers: | 4 (2x) | Pepperdine (11/20/21) |
| Free Throws: | 10 (2x) | UC San Diego (02/23/23) |
| Minutes: | 36 | at Long Beach State (02/04/23) |

PRODUCTION TRACKER

| | 2023-24 | Career |
|---------------------|---------|------------|
| Had a double-double | -- | 1 (1-0) |
| Scored 10+ points | 1 (1-0) | 56 (35-21) |
| Scored 20+ points | -- | 8 (5-3) |
| Led BYU in scoring | -- | -- |
| Led BYU in rebounds | -- | -- |
| Led BYU in assists | -- | -- |
| Led BYU in blocks | -- | -- |
| Made 3+ 3-pt FGs | -- | 10 (6-4) |
| Had 5+ 3-pt FGs | -- | -- |
| Had 3+ assists | 1 (1-0) | 12 (9-3) |
| Had 5+ assists | -- | 1 (0-1) |
| Had 3+ steals | -- | 5 (2-3) |
| Had 10+ rebounds | -- | 1 (1-0) |



2023-24 GAME-BY-GAME

| OPPONENT | DATE | MIN. | FG-FGA | PCT | 3FG-FGA | PCT | FT-FTA | PCT | OFF | DEF | REB | AST | BLK | STL | PF | TO | PTS | AVG |
|------------------------|-------|-----------|-------------|-------------|------------|-------------|------------|-------------|----------|----------|----------|----------|----------|----------|----------|----------|-----------|------------|
| Houston Christian | 11/6 | | | | | | | | | | | | | | | | | |
| San Diego State | 11/10 | | | | | | | | | | | | | | | | | |
| Southeastern Louisiana | 11/15 | | | | | | | | | | | | | | | | | |
| Morgan State | 11/18 | | | | | | | | | | | | | | | | | |
| vs. Arizona State | 11/23 | | | | | | | | | | | | | | | | | |
| vs. NC State | 11/24 | | | | | | | | | | | | | | | | | |
| vs. Fresno State | 12/1 | | | | | | | | | | | | | | | | | |
| Evansville | 12/5 | | | | | | | | | | | | | | | | | |
| at Utah | 12/9 | | | | | | | | | | | | | | | | | |
| Denver | 12/13 | | | | | | | | | | | | | | | | | |
| Georgia State | 12/16 | 9 | 3-5 | .600 | 0-0 | .000 | 0-0 | .000 | 1 | 0 | 1 | 1 | 0 | 1 | 2 | 0 | 6 | 6.0 |
| Bellarmine | 12/22 | 18 | 4-7 | .571 | 2-4 | .500 | 0-0 | .000 | 0 | 1 | 1 | 3 | 0 | 1 | 1 | 1 | 10 | 8.0 |
| Wyoming | 12/30 | 11 | 2-4 | .500 | 0-0 | .000 | 0-0 | .000 | 0 | 1 | 1 | 2 | 0 | 1 | 0 | 1 | 4 | 6.7 |
| Cincinnati | 1/6 | 3 | 0-0 | .000 | 0-0 | .000 | 0-0 | .000 | 0 | 0 | 0 | 0 | 0 | 0 | 0 | 1 | 0 | 5.0 |
| at Baylor | 1/9 | | | | | | | | | | | | | | | | | |
| at UCF | 1/13 | | | | | | | | | | | | | | | | | |
| Iowa State | 1/16 | | | | | | | | | | | | | | | | | |
| at Texas Tech | 1/20 | | | | | | | | | | | | | | | | | |
| Houston | 1/23 | | | | | | | | | | | | | | | | | |
| Texas | 1/27 | | | | | | | | | | | | | | | | | |
| at West Virginia | 2/3 | | | | | | | | | | | | | | | | | |
| at Oklahoma | 2/6 | | | | | | | | | | | | | | | | | |
| Kansas State | 2/10 | | | | | | | | | | | | | | | | | |
| UCF | 2/13 | | | | | | | | | | | | | | | | | |
| at Oklahoma State | 2/17 | | | | | | | | | | | | | | | | | |
| Baylor | 2/20 | | | | | | | | | | | | | | | | | |
| at Kansas State | 2/24 | | | | | | | | | | | | | | | | | |
| at Kansas | 2/27 | | | | | | | | | | | | | | | | | |
| TCU | 3/2 | | | | | | | | | | | | | | | | | |
| at Iowa State | 3/6 | | | | | | | | | | | | | | | | | |
| Oklahoma State | 3/9 | | | | | | | | | | | | | | | | | |
| TOTAL | | 40 | 9-16 | .563 | 2-4 | .500 | 0-0 | .000 | 1 | 2 | 3 | 6 | 0 | 3 | 3 | 3 | 20 | 5.0 |

CAREER STATISTICS

| YEAR | GP-GS | MPG | FG-FGA | PCT | 3FG-A | PCT | FT-FTA | PCT | OFF-DEF-REB | AVG | PF-D | A | AVG | TO | BLK | AVG | STL | AVG | PTS | AVG |
|---------------|--------------|-------------|----------------|-------------|---------------|-------------|----------------|-------------|-------------------|------------|--------------|------------|------------|------------|----------|------------|-----------|------------|-------------|-------------|
| 2020-21* | 25-17 | 23.6 | 101-206 | .490 | 21-53 | .396 | 44-56 | .786 | 16-42-58 | 2.3 | 30-0 | 33 | 1.3 | 32 | 3 | 0.1 | 24 | 0.9 | 267 | 10.7 |
| 2021-22* | 19-19 | 26.7 | 77-184 | .418 | 19-56 | .339 | 40-51 | .784 | 8-36-44 | 2.3 | 30-0 | 22 | 1.2 | 36 | 3 | 0.2 | 13 | 0.7 | 213 | 11.2 |
| 2022-23* | 35-35 | 27.2 | 188-403 | .467 | 48-130 | .369 | 113-142 | .796 | 18-93-111 | 3.2 | 60-1 | 43 | 1.2 | 57 | 2 | 0.1 | 28 | 0.8 | 537 | 15.3 |
| 2023-24 | 4-0 | 10.1 | 9-16 | .563 | 2-4 | .500 | 0-0 | .000 | 1-2-3 | 0.8 | 3-0 | 6 | 1.5 | 3 | 0 | 0.0 | 3 | 0.8 | 20 | 5.0 |
| TOTAL! | 83-71 | 25.2 | 375-809 | .464 | 90-243 | .370 | 197-249 | .791 | 43-173-216 | 2.6 | 123-1 | 104 | 1.3 | 128 | 8 | 0.1 | 68 | 0.8 | 1037 | 12.5 |

* UC Irvine ! UC Irvine and BYU





DALLIN HALL

SOPHOMORE | 6-4 | GUARD | PLAIN CITY, UTAH | FREMONT HS

2023-24

Ranks NINTH in program history in assists per game... ranks in EIGHT career assist-to-turnover ratio... scored a team-high 18 points in BYU's win over No. 17 San Diego State... made a career-high four 3-pointers twice... multiple assists in every game this season... career-high three offensive rebounds in win over Arizona State... season-high eight assists in win over No. 24 Iowa State... went 4-of-4 from the floor and 3-of-3 from 3-point range...

2022-23

WCC All-Freshman Team... 3rd in assist-to-ratio among freshman in program history... 6th most assists in program history by a freshman... first freshman to lead Cougars in assists since Matt Carlino in 2011-12... 18th most assists in the nation among freshman... scored a career-high 23 points against No. 22 Saint Mary's... career-high nine assists and zero turnovers in win over Lindenwood... scored final four points in Cougs win over No. 21 Creighton including game-winning putback with less than 12 seconds left in regulation... recorded first career game-winner against Missouri State...

Before BYU

Served a two-year mission for the Church of Jesus Christ of Latter Day Saints in Fresno, Calif... prepped at Fremont High School... three-star recruit by 247Sports... rated as No. 67 Point Guard in Class of 2020 by 247Sports Composite... averaged 22.9 points, 7.8 rebounds and 6.8 assists per game as a senior... all-area MVP and first-team all-state as a junior...

Personal

Son of Ken and Nicole Hall... mom was a high jumper at Weber State... dad played basketball at Salt Lake Community College... brother, Hayden plays football at Weber State... fan of Lord of the Rings and Star Wars... went viral last season for impression of Korg from Thor Ragnarok...

SEASON HIGHS

| | | |
|--------------|---------|------------------------------|
| Points: | 18 | San Diego State (11/10/23) |
| Rebounds: | 7 | at Texas Tech (1/20/24) |
| Assists: | 8 | Iowa State (1/16/24) |
| Steals: | 2 (3x) | Iowa State (1/16/24) |
| Blocks: | -- | -- |
| Field Goals: | 6 | San Diego State (11/10/23) |
| 3-Pointers: | 4 (3x) | at Texas Tech (1/20/24) |
| Free Throws: | 4 | vs. Arizona State (11/23/23) |
| Minutes: | 35 (2x) | Iowa State (1/16/24) |

CAREER HIGHS

| | | |
|--------------|---------|--------------------------|
| Points: | 23 | Saint Mary's (1/28/23) |
| Rebounds: | 7 | at Texas Tech (1/20/24) |
| Assists: | 9 | Lindenwood (12/20/22) |
| Steals: | 3 | at Santa Clara (1/19/23) |
| Blocks: | 1 (2x) | Saint Mary's (1/28/23) |
| Field Goals: | 9 | Saint Mary's (1/28/23) |
| 3-Pointers: | 4 (3x) | at Texas Tech (1/20/24) |
| Free Throws: | 5 (2x) | Pepperdine (1/14/23) |
| Minutes: | 35 (2x) | Iowa State (1/16/24) |

PRODUCTION TRACKER

| | 2023-24 | Career |
|---------------------|-----------|------------|
| Had a double-double | -- | -- |
| Scored 10+ points | 9 (5-4) | 17 (8-9) |
| Scored 20+ points | -- | 1 (0-1) |
| Led BYU in scoring | 1 (1-0) | 2 (1-1) |
| Led BYU in rebounds | -- | -- |
| Led BYU in assists | 6 (4-2) | 22 (13-9) |
| Led BYU in steals | 6 (5-1) | 9 (7-2) |
| Made 3+ 3-pt FGs | 2 (2-0) | 4 (4-0) |
| Had 5+ 3-pt FGs | -- | -- |
| Had 3+ assists | 17 (13-4) | 39 (27-12) |
| Had 5+ assists | 10 (8-2) | 16 (13-3) |
| Had 3+ steals | -- | 1 (0-1) |
| Had 5+ rebounds | 4 (3-1) | 6 (4-2) |

2023-24 GAME-BY-GAME

| OPPONENT | DATE | MIN. | FG-FGA | PCT | 3FG-FGA | PCT | FT-FTA | PCT | OFF | DEF | REB | AST | BLK | STL | PF | TO | PTS | AVG |
|------------------------|-------|------------|---------------|-------------|--------------|-------------|--------------|-------------|-----------|-----------|-----------|-----------|----------|-----------|-----------|-----------|------------|------------|
| Houston Christian | 11/6 | 14 | 3-4 | .750 | 0-1 | .000 | 0-0 | .000 | 0 | 2 | 2 | 4 | 0 | 0 | 3 | 2 | 6 | 6.0 |
| San Diego State | 11/10 | 25 | 6-13 | .462 | 4-8 | .500 | 2-3 | .667 | 0 | 2 | 2 | 0 | 1 | 2 | 4 | 18 | 12.0 | |
| Southeastern Louisiana | 11/15 | 18 | 3-5 | .600 | 1-2 | .50 | 0-0 | .000 | 1 | 2 | 3 | 6 | 0 | 1 | 1 | 0 | 7 | 10.3 |
| Morgan State | 11/18 | 24 | 3-7 | .429 | 2-5 | .400 | 0-0 | .000 | 0 | 3 | 3 | 5 | 0 | 1 | 0 | 1 | 8 | 9.8 |
| vs. Arizona State | 11/23 | 27 | 1-5 | .200 | 0-2 | .000 | 4-5 | .800 | 3 | 1 | 4 | 4 | 0 | 1 | 1 | 2 | 6 | 9.0 |
| vs. NC State | 11/24 | 26 | 5-6 | .833 | 2-2 | 1.000 | 1-2 | .500 | 0 | 3 | 3 | 2 | 0 | 0 | 2 | 2 | 13 | 9.7 |
| vs. Fresno State | 12/1 | 26 | 2-6 | .333 | 1-3 | .333 | 1-4 | .250 | 1 | 0 | 1 | 3 | 0 | 2 | 2 | 0 | 6 | 9.1 |
| Evansville | 12/5 | 25 | 4-6 | .667 | 2-3 | .667 | 0-1 | .000 | 0 | 6 | 6 | 7 | 0 | 1 | 0 | 1 | 10 | 9.3 |
| at Utah | 12/9 | 28 | 4-12 | .333 | 1-3 | .333 | 2-3 | .667 | 1 | 1 | 2 | 2 | 0 | 1 | 4 | 1 | 11 | 9.4 |
| Denver | 12/13 | 29 | 4-8 | .500 | 1-5 | .200 | 0-0 | .000 | 1 | 2 | 3 | 4 | 0 | 0 | 0 | 4 | 9 | 9.4 |
| Georgia State | 12/16 | 26 | 4-8 | .500 | 4-8 | .500 | 0-2 | .000 | 2 | 2 | 4 | 6 | 0 | 2 | 0 | 0 | 12 | 9.6 |
| Bellarmine | 12/22 | 24 | 2-5 | .400 | 1-4 | .250 | 0-0 | .000 | 0 | 1 | 1 | 5 | 0 | 1 | 1 | 2 | 5 | 9.3 |
| Wyoming | 12/30 | 26 | 3-5 | .600 | 1-2 | .500 | 0-0 | .000 | 0 | 0 | 0 | 6 | 0 | 1 | 4 | 0 | 7 | 9.1 |
| Cincinnati | 1/6 | 33 | 3-13 | .231 | 2-12 | .167 | 2-3 | .667 | 1 | 3 | 4 | 3 | 0 | 1 | 4 | 2 | 10 | 9.1 |
| at Baylor | 1/9 | 27 | 5-9 | .556 | 1-3 | .333 | 2-2 | 1.000 | 0 | 4 | 4 | 4 | 0 | 1 | 5 | 4 | 13 | 9.4 |
| at UCF | 1/13 | 31 | 1-3 | .333 | 0-1 | .000 | 1-2 | .500 | 1 | 4 | 5 | 6 | 0 | 1 | 3 | 3 | 3 | 9.0 |
| Iowa State | 1/16 | 35 | 4-4 | 1.000 | 3-3 | 1.000 | 0-0 | .000 | 1 | 4 | 5 | 8 | 0 | 2 | 1 | 3 | 11 | 9.1 |
| at Texas Tech | 1/20 | 34 | 4-9 | .444 | 4-8 | .500 | 0-0 | .000 | 2 | 5 | 7 | 6 | 0 | 0 | 5 | 3 | 12 | 9.3 |
| Houston | 1/23 | 32 | 3-10 | .300 | 0-4 | .000 | 0-0 | .000 | 1 | 3 | 4 | 5 | 0 | 0 | 4 | 1 | 6 | 9.1 |
| Texas | 1/27 | 31 | 2-2 | 1.000 | 0-0 | .000 | 4-4 | 1.000 | 1 | 2 | 3 | 4 | 0 | 1 | 3 | 1 | 8 | 9.1 |
| at West Virginia | 2/3 | | | | | | | | | | | | | | | | | |
| at Oklahoma | 2/6 | | | | | | | | | | | | | | | | | |
| Kansas State | 2/10 | | | | | | | | | | | | | | | | | |
| UCF | 2/13 | | | | | | | | | | | | | | | | | |
| at Oklahoma State | 2/17 | | | | | | | | | | | | | | | | | |
| Baylor | 2/20 | | | | | | | | | | | | | | | | | |
| at Kansas State | 2/24 | | | | | | | | | | | | | | | | | |
| at Kansas | 2/27 | | | | | | | | | | | | | | | | | |
| TCU | 3/2 | | | | | | | | | | | | | | | | | |
| at Iowa State | 3/6 | | | | | | | | | | | | | | | | | |
| Oklahoma State | 3/9 | | | | | | | | | | | | | | | | | |
| TOTAL | | 546 | 66-140 | .471 | 30-79 | .380 | 19-31 | .613 | 16 | 50 | 66 | 92 | 0 | 18 | 45 | 38 | 181 | 9.1 |



CAREER STATISTICS

| YEAR | GP-GS | MPG | FG-FGA | PCT | 3FG-A | PCT | FT-FTA | PCT | OFF-DEF-REB | AVG | PF-D | A | AVG | TO | BLK | AVG | STL | AVG | PTS | AVG |
|--------------|--------------|-------------|----------------|-------------|---------------|-------------|---------------|-------------|-------------------|------------|--------------|------------|------------|-----------|----------|------------|-----------|------------|------------|-------------|
| 2022-23 | 34-21 | 20.6 | 84-204 | .412 | 36-98 | .367 | 44-70 | .629 | 15-50-65 | 1.9 | 75-2 | 108 | 3.2 | 56 | 2 | 0.1 | 24 | 0.7 | 248 | 7.3 |
| 2023-24 | 20-16 | 27.3 | 66-140 | .471 | 30-79 | .380 | 19-31 | .613 | 16-50-66 | 3.3 | 45-2 | 92 | 4.6 | 38 | 0 | 0.0 | 18 | 0.9 | 181 | 9.1 |
| TOTAL | 54-37 | 23.1 | 150-244 | .436 | 66-177 | .373 | 63-101 | .624 | 31-100-131 | 2.4 | 120-3 | 200 | 3.7 | 94 | 2 | 0.1 | 42 | 0.8 | 429 | 7.9s |





FOUSSEYNI TRAORE

JUNIOR | 6-6 | FORWARD | BAMAKO, MALI | WASATCH ACADEMY

2023-24

Ranked 99th in The Almanac's Top 100 players for 2023-24... all-time leader in field goal percentage... all-time leader in field goal percentage in conference play... 4-0 when he scores in double figures... 2-0 when he has three or more assists...

2022-23

WCC All-Academic... CSC Academic All-District... WCC All-Second Team... first underclassmen to lead Cougars in scoring and rebounding in same season since Eric Mika in 2016-17... averaged 12.9 points and 7.8 rebounds per game, shooting 60.7 percent and 75.8 percent from the free throw line... one of two players in program history to shoot over 60.0 percent from the field in a single season (min. 100 FG made)... ranked 22nd in the nation in field goal percentage... 15 point, 11 rebound double-double in season opener against Idaho State... seven offensive rebounds tied for most offensive boards in a season opener in program history...

2021-22

WCC All-Freshman Team... 4-time WCC Freshman of the Week... Hawaiian Airlines Diamond Head Classic All-Tournament Team... appeared in 33 games including 21 starts... broke BYU freshman record in total rebounds and offensive rebounds... second-most double-doubles by a freshman in program history... recorded a 25-point, 19 rebound performance on Senior Night against Pepperdine...

Before BYU

Prepped at Wasatch Academy... represented Mali at 2021 FIBA U19 Basketball World Cup... had a 7-point, 10 rebound performance against the United States... Was part of Mali team that won the 2017 FIBA U16 African Championship...

Personal

Son of Lamine and Kadiatou... speaks french and Bambara... Master fisherman... Loves watching movies, especially the Mission Impossible franchise... Founder of Fouss Foundation... currently in process of raising money for indoor basketball court in Bamako, Mali...

SEASON HIGHS

| | | |
|--------------|--------|-----------------------------------|
| Points: | 18 | Southeastern Louisiana (11/15/23) |
| Rebounds: | 9 (2x) | vs. Arizona State (11/23/23) |
| Assists: | 5 (2x) | vs. Arizona State (11/23/23) |
| Steals: | 2 | Southeastern Louisiana (11/15/23) |
| Blocks: | 2 | Texas (1/27/24) |
| Field Goals: | 6 (2x) | Texas (1/27/24) |
| 3-Pointers: | 2 | Southeastern Louisiana (11/15/23) |
| Free Throws: | 4 (2x) | Texas (1/27/24) |
| Minutes: | 30 | San Diego State (11/10/23) |

CAREER HIGHS

| | | |
|--------------|--------|-----------------------------------|
| Points: | 25 | Pepperdine (2/26/22) |
| Rebounds: | 19 | Pepperdine (2/26/22) |
| Assists: | 5 (2x) | vs. Arizona State (11/23/23) |
| Steals: | 3 (2x) | Gonzaga (1/12/23) |
| Blocks: | 4 | at Loyola Marymount (2/10/22) |
| Field Goals: | 9 | Pepperdine (2/26/22) |
| 3-Pointers: | 2 | Southeastern Louisiana (11/15/23) |
| Free Throws: | 8 (2x) | Portland (12/31/22) |
| Minutes: | 37 | at Loyola Marymount (2/10/22) |

PRODUCTION TRACKER

| | 2023-24 | Career |
|---------------------|---------|------------|
| Had a double-double | -- | 18 (13-5) |
| Scored 10+ points | 4 (4-0) | 44 (30-14) |
| Scored 20+ points | -- | 3 (2-1) |
| Led BYU in scoring | 1 (1-0) | 19 (12-7) |
| Led BYU in rebounds | 4 (3-1) | 42 (27-15) |
| Led BYU in assists | 1 (1-0) | 4 (1-3) |
| Led BYU in blocks | 1 (1-0) | 29 (17-12) |
| Led BYU in steals | 3 (3-0) | 10 (6-4) |
| Had 3+ blocks | -- | 7 (6-1) |
| Had 3+ assists | 2 (2-0) | 11 (10-1) |
| Had 3+ steals | -- | 2 (1-1) |
| Had 10+ rebounds | -- | 21 (15-6) |
| Had 15+ rebounds | -- | 4 (3-1) |

2023-24 GAME-BY-GAME

| OPPONENT | DATE | MIN. | FG-FGA | PCT | 3FG-FGA | PCT | FT-FTA | PCT | OFF | DEF | REB | AST | BLK | STL | PF | TO | PTS | AVG |
|------------------------|-------|------------|--------------|-------------|------------|-------------|--------------|-------------|-----------|-----------|-----------|-----------|----------|----------|-----------|-----------|------------|------------|
| Houston Christian | 11/6 | 16 | 3-6 | .500 | 0-1 | .000 | 0-0 | .000 | 2 | 7 | 9 | 2 | 1 | 1 | 2 | 2 | 6 | 6.0 |
| San Diego State | 11/10 | 30 | 5-9 | .556 | 0-0 | .000 | 2-2 | 1.000 | 4 | 4 | 8 | 4 | 1 | 0 | 1 | 2 | 12 | 9.0 |
| Southeastern Louisiana | 11/15 | 17 | 6-7 | .857 | 2-2 | 1.000 | 4-4 | 1.000 | 1 | 2 | 3 | 1 | 0 | 2 | 4 | 1 | 18 | 12.0 |
| Morgan State | 11/18 | 27 | 8-11 | .727 | 0-0 | .000 | 1-1 | 1.000 | 1 | 3 | 4 | 0 | 1 | 1 | 0 | 2 | 17 | 13.3 |
| vs. Arizona State | 11/23 | 25 | 2-5 | .400 | 0-0 | .000 | 2-2 | 1.000 | 4 | 5 | 9 | 5 | 0 | 1 | 2 | 3 | 6 | 11.8 |
| vs. NC State | 11/24 | 6 | 1-1 | 1.000 | 0-0 | .000 | 0-0 | .000 | 0 | 0 | 0 | 0 | 0 | 1 | 1 | 0 | 2 | 10.2 |
| vs. Fresno State | 12/1 | | | | | | | | | | | | | | | | | |
| Evansville | 12/5 | | | | | | | | | | | | | | | | | |
| at Utah | 12/9 | | | | | | | | | | | | | | | | | |
| Denver | 12/13 | | | | | | | | | | | | | | | | | |
| Georgia State | 12/16 | | | | | | | | | | | | | | | | | |
| Bellarmine | 12/22 | | | | | | | | | | | | | | | | | |
| Wyoming | 12/30 | | | | | | | | | | | | | | | | | |
| Cincinnati | 1/6 | 8 | 0-1 | .000 | 0-0 | .000 | 1-2 | .500 | 1 | 1 | 2 | 1 | 0 | 1 | 2 | 2 | 1 | 8.9 |
| at Baylor | 1/9 | 10 | 2-2 | 1.000 | 0-0 | .000 | 2-4 | .500 | 0 | 1 | 1 | 1 | 0 | 0 | 2 | 1 | 6 | 8.5 |
| at UCF | 1/13 | 7 | 1-1 | 1.000 | 0-0 | .000 | 0-0 | .000 | 0 | 1 | 1 | 0 | 1 | 0 | 2 | 3 | 2 | 7.8 |
| Iowa State | 1/16 | | | | | | | | | | | | | | | | | |
| at Texas Tech | 1/20 | 12 | 4-8 | .500 | 0-0 | .000 | 0-0 | .000 | 3 | 5 | 8 | 1 | 0 | 0 | 1 | 4 | 8 | 7.8 |
| Houston | 1/23 | 10 | 2-4 | .500 | 0-0 | .000 | 3-4 | .750 | 0 | 0 | 0 | 0 | 0 | 1 | 2 | 1 | 7 | 7.7 |
| Texas | 1/27 | 17 | 6-7 | .857 | 0-0 | .000 | 4-4 | 1.000 | 1 | 5 | 6 | 1 | 2 | 0 | 2 | 3 | 16 | 8.4 |
| at West Virginia | 2/3 | | | | | | | | | | | | | | | | | |
| at Oklahoma | 2/6 | | | | | | | | | | | | | | | | | |
| Kansas State | 2/10 | | | | | | | | | | | | | | | | | |
| UCF | 2/13 | | | | | | | | | | | | | | | | | |
| at Oklahoma State | 2/17 | | | | | | | | | | | | | | | | | |
| Baylor | 2/20 | | | | | | | | | | | | | | | | | |
| at Kansas State | 2/24 | | | | | | | | | | | | | | | | | |
| at Kansas | 2/27 | | | | | | | | | | | | | | | | | |
| TCU | 3/2 | | | | | | | | | | | | | | | | | |
| at Iowa State | 3/6 | | | | | | | | | | | | | | | | | |
| Oklahoma State | 3/9 | | | | | | | | | | | | | | | | | |
| TOTAL | | 186 | 40-62 | .645 | 2-3 | .667 | 19-23 | .826 | 17 | 34 | 51 | 16 | 6 | 8 | 21 | 24 | 101 | 8.4 |



CAREER STATISTICS

| YEAR | GP-GS | MPG | FG-FGA | PCT | 3FG-A | PCT | FT-FTA | PCT | OFF-DEF-REB | AVG | PF-D | A | AVG | TO | BLK | AVG | STL | AVG | PTS | AVG |
|--------------|--------------|-------------|----------------|-------------|-------------|-------------|----------------|-------------|--------------------|------------|--------------|-----------|------------|------------|-----------|------------|-----------|------------|------------|-------------|
| 2021-22 | 33-21 | 23.6 | 126-214 | .589 | 1-8 | .125 | 64-86 | .744 | 93-187-280 | 8.5 | 61-0 | 30 | 0.9 | 49 | 42 | 1.3 | 17 | 0.5 | 317 | 9.6 |
| 2022-23 | 33-33 | 24.8 | 165-272 | .607 | 1-1 | 1.000 | 94-124 | .758 | 92-167-259 | 7.8 | 63-1 | 48 | 1.5 | 73 | 23 | 0.7 | 24 | 0.7 | 425 | 12.9 |
| 2023-24 | 12-6 | 15.5 | 40-62 | .645 | 2-3 | .667 | 19-23 | .826 | 17-34-51 | 4.3 | 21-0 | 16 | 1.3 | 24 | 6 | 0.5 | 8 | 0.7 | 101 | 8.4 |
| TOTAL | 78-60 | 22.9 | 331-548 | .604 | 4-12 | .333 | 177-233 | .760 | 202-388-590 | 7.6 | 145-1 | 94 | 1.2 | 146 | 71 | 0.9 | 49 | 0.6 | 843 | 10.8 |





ALY KHALIFA

JUNIOR | 6-11 | CENTER | ALEXANDRIA, EGYPT | CHARLOTTE

2023-24

Ranks FIRST in the BIG 12 and 9th nation in assist-to-turnover ratio... 73 turnovers to only 21 turnovers this season... season-high 21 points at No. 25 Texas Tech... played a season-high 28 minutes in back-to-back games...connected on season-high three 3-pointer in wins over Bellarmine and UCF... pulled down a season-high nine rebounds against No. 24 Iowa State... season-high eights assists in wins over Wyoming and Texas...

Before BYU

Spent three seasons at Charlotte... all-CUSA honorable mention as a sophomore in 2022-23... CUSA Player of the Week (Feb. 2)... averaged 11.7 points per game... led team with 6.3 rebounds per game... CUSA Freshman of the Year in 2021-22... CUSA All-Freshman Team... 6-time CUSA Freshman of the Week... started in 30 of CLT's 31 games... CUSA leading 2.1 assist/turnover ratio... Redshirted the 2020-21 season... Prepped at NBA Global Academy at Basketball Australia Centre of Excellence in Canberra, Australia... played alongside current NBA players Josh Giddey, Benedict Mathurin and Dyson Daniels... played for the U17 Egyptian national team...

Personal

Full name is Aly Abdelrahman Khalifa... son of Samya Moawad and Abdelrahman Aly... has one sister, Nesma Khalifa... his sister played for Cincinnati, appearing in 34 games including two starts... began collegiate career at Tallahassee Community College... speaks two languages... has lived in three different countries...

50

SEASON HIGHS

| | | |
|--------------|---------|-------------------------|
| Points: | 21 | at Texas Tech (1/20/24) |
| Rebounds: | 9 | vs. NC State (11/24/23) |
| Assists: | 8 | Wyoming (12/30/23) |
| Steals: | 2 | Cincinnati (1/6/24) |
| Blocks: | 2 | at UCF (1/13/24) |
| Field Goals: | 9 | at Texas Tech (1/20/24) |
| 3-Pointers: | 3 (2x) | at UCF (1/13/24) |
| Free Throws: | 2 (2x) | at UCF (1/13/24) |
| Minutes: | 28 (2x) | at Texas Tech (1/20/24) |

CAREER HIGHS

| | | |
|--------------|---------|--------------------------------|
| Points: | 27 | at UTSA (03/02/23) |
| Rebounds: | 16 | at Davidson (11/29/22) |
| Assists: | 10 | Marshall (02/05/22) |
| Steals: | 2 (8x) | Cincinnati (1/6/24) |
| Blocks: | 4 | vs. Drexel (11/23/21) |
| Field Goals: | 10 | at Western Kentucky (01/21/23) |
| 3-Pointers: | 6 | Western Kentucky (02/16/23) |
| Free Throws: | 7 | Monmouth (11/09/21) |
| Minutes: | 37 (2x) | vs. UAB (03/04/23) |

PRODUCTION TRACKER

| | 2023-24 | Career |
|---------------------|---------|------------|
| Had a double-double | -- | 4 (3-1) |
| Scored 10+ points | 2 (1-1) | 32 (20-12) |
| Scored 20+ points | 1 (0-1) | 6 (3-3) |
| Led BYU in scoring | 2 (1-1) | 2 (1-1) |
| Led BYU in rebounds | 1 (1-0) | 1 (1-0) |
| Led BYU in assists | 5 (2-3) | 5 (2-3) |
| Led BYU in blocks | 3 (3-0) | 3 (3-0) |
| Made 3+ 3-pt FGs | 2 (2-0) | 9 (6-3) |
| Had 5+ 3-pt FGs | -- | 1 (1-0) |
| Had 3+ blocks | -- | 2 (1-1) |
| Had 5+ assists | 6 (3-3) | 18 (12-6) |
| Had 10+ assists | -- | 1 (1-0) |
| Had 10+ rebounds | -- | 4 (3-1) |

2023-24 GAME-BY-GAME

| OPPONENT | DATE | MIN. | FG-FGA | PCT | 3FG-FGA | PCT | FT-FTA | PCT | OFF | DEF | REB | AST | BLK | STL | PF | TO | PTS | AVG | | |
|------------------------|-------|------------|--------------|-------------|--------------|-------------|-------------|-------------|-----------|-----------|-----------|-----------|----------|----------|-----------|-----------|-----------|------------|--|--|
| Houston Christian | 11/6 | 16 | 1-3 | .333 | 1-2 | .500 | 0-0 | .000 | 4 | 3 | 7 | 4 | 0 | 0 | 0 | 3 | 3.0 | | | |
| San Diego State | 11/10 | 5 | 0-0 | .000 | 0-0 | .000 | 0-0 | .000 | 0 | 0 | 0 | 0 | 0 | 0 | 0 | 0 | 0 | 1.5 | | |
| Southeastern Louisiana | 11/15 | | | | | | | | | | | | | | | | | | | |
| Morgan State | 11/18 | | | | | | | | | | | | | | | | | | | |
| vs. Arizona State | 11/23 | | | | | | | | | | | | | | | | | | | |
| vs. NC State | 11/24 | 27 | 2-5 | .400 | 0-3 | .000 | 1-4 | .250 | 2 | 7 | 9 | 5 | 0 | 1 | 3 | 2 | 5 | 2.7 | | |
| vs. Fresno State | 12/1 | 24 | 1-4 | .250 | 0-1 | .000 | 0-0 | .000 | 1 | 1 | 2 | 5 | 1 | 0 | 1 | 0 | 2 | 2.5 | | |
| Evansville | 12/5 | 14 | 3-5 | .600 | 1-2 | .500 | 0-0 | .000 | 2 | 1 | 3 | 3 | 1 | 0 | 2 | 0 | 7 | 3.4 | | |
| at Utah | 12/9 | 26 | 1-5 | .200 | 0-1 | .000 | 2-3 | .667 | 4 | 1 | 5 | 6 | 0 | 0 | 2 | 0 | 4 | 3.5 | | |
| Denver | 12/13 | 16 | 2-3 | .667 | 0-0 | .000 | 0-0 | .000 | 0 | 3 | 3 | 3 | 0 | 0 | 0 | 0 | 4 | 3.6 | | |
| Georgia State | 12/16 | 23 | 1-5 | .200 | 1-4 | .250 | 0-0 | .000 | 0 | 4 | 4 | 4 | 1 | 1 | 2 | 0 | 3 | 3.5 | | |
| Bellarmine | 12/22 | 16 | 3-5 | .600 | 3-5 | .600 | 0-0 | .000 | 1 | 3 | 4 | 4 | 0 | 0 | 1 | 0 | 9 | 4.1 | | |
| Wyoming | 12/30 | 16 | 3-5 | .600 | 2-3 | .667 | 1-2 | .500 | 3 | 2 | 5 | 8 | 0 | 0 | 2 | 1 | 9 | 4.6 | | |
| Cincinnati | 1/6 | 18 | 0-1 | .000 | 0-1 | .000 | 0-0 | .000 | 0 | 4 | 4 | 6 | 1 | 2 | 1 | 3 | 0 | 4.2 | | |
| at Baylor | 1/9 | 19 | 1-3 | .333 | 1-3 | .333 | 0-0 | .000 | 0 | 0 | 0 | 6 | 0 | 0 | 3 | 2 | 3 | 4.1 | | |
| at UCF | 1/13 | 26 | 6-12 | .500 | 3-8 | .375 | 2-3 | .667 | 0 | 4 | 4 | 1 | 2 | 0 | 1 | 4 | 17 | 5.1 | | |
| Iowa State | 1/16 | 28 | 1-4 | .250 | 0-3 | .000 | 0-0 | .000 | 0 | 9 | 9 | 4 | 1 | 0 | 2 | 1 | 2 | 4.9 | | |
| at Texas Tech | 1/20 | 28 | 9-17 | .529 | 2-8 | .250 | 1-2 | .500 | 1 | 6 | 7 | 3 | 0 | 0 | 1 | 1 | 21 | 5.9 | | |
| Houston | 1/23 | 21 | 3-4 | .750 | 2-3 | .667 | 0-0 | .000 | 3 | 2 | 5 | 3 | 0 | 0 | 0 | 5 | 8 | 6.1 | | |
| Texas | 1/27 | 21 | 1-5 | .200 | 0-3 | .000 | 0-0 | .000 | 1 | 3 | 4 | 8 | 2 | 1 | 1 | 2 | 2 | 5.8 | | |
| at West Virginia | 2/3 | | | | | | | | | | | | | | | | | | | |
| at Oklahoma | 2/6 | | | | | | | | | | | | | | | | | | | |
| Kansas State | 2/10 | | | | | | | | | | | | | | | | | | | |
| UCF | 2/13 | | | | | | | | | | | | | | | | | | | |
| at Oklahoma State | 2/17 | | | | | | | | | | | | | | | | | | | |
| Baylor | 2/20 | | | | | | | | | | | | | | | | | | | |
| at Kansas State | 2/24 | | | | | | | | | | | | | | | | | | | |
| at Kansas | 2/27 | | | | | | | | | | | | | | | | | | | |
| TCU | 3/2 | | | | | | | | | | | | | | | | | | | |
| at Iowa State | 3/6 | | | | | | | | | | | | | | | | | | | |
| Oklahoma State | 3/9 | | | | | | | | | | | | | | | | | | | |
| TOTAL | | 347 | 38-86 | .442 | 16-50 | .320 | 7-14 | .500 | 22 | 53 | 75 | 73 | 9 | 5 | 25 | 21 | 99 | 5.8 | | |



CAREER STATISTICS

| YEAR | GP-GS | MPG | FG-FGA | PCT | 3FG-A | PCT | FT-FTA | PCT | OFF-DEF-REB | AVG | PF-D | A | AVG | TO | BLK | AVG | STL | AVG | PTS | AVG |
|---------------|--------------|-------------|----------------|-------------|---------------|-------------|---------------|-------------|--------------------|------------|--------------|------------|------------|------------|-----------|------------|-----------|------------|------------|------------|
| 2021-22* | 31-30 | 24.2 | 90-191 | .471 | 20-57 | .351 | 37-51 | .725 | 45-84-129 | 4.2 | 92-4 | 107 | 3.5 | 55 | 24 | 0.8 | 17 | 0.5 | 237 | 7.6 |
| 2022-23* | 34-34 | 28.6 | 159-311 | .511 | 48-126 | .381 | 32-43 | .744 | 58-156-214 | 6.3 | 69-0 | 93 | 2.7 | 55 | 22 | 0.6 | 22 | 0.6 | 398 | 11.7 |
| 2023-24 | 17-14 | 20.4 | 38-86 | .442 | 16-50 | .320 | 7-14 | .500 | 22-53-75 | 4.4 | 25-0 | 73 | 4.3 | 21 | 9 | 0.5 | 5 | 0.3 | 99 | 5.8 |
| TOTAL! | 82-78 | 25.2 | 287-588 | .488 | 84-233 | .361 | 76-108 | .704 | 125-293-418 | 5.1 | 186-4 | 273 | 3.3 | 131 | 55 | 0.7 | 44 | 0.5 | 734 | 9.0 |

* Charlotte ! Charlotte and BYU





JARED MCGREGOR

SOPHOMORE | 6-3 | GUARD | SARATOGA SPRINGS, UTAH | WESTLAKE HS

2023-24

Played in a career-high 10 games... connected on first 3-pointer of the season in win over Southeastern Louisiana... also made 3-pointer in win over Evansville...

2022-23

Made collegiate debut against Westminster.... Scored a career-high 6 points in win over Western Oregon... Went 2-of-2 from 3-point range...

Before BYU

Served a mission for the Church of Jesus Christ of Latter-Day Saints in Spokane, Wash... Prepped at Westlake High School... Averaged 12.2 points per game as a senior... Made 76 3-pointers, most in Utah 6A... Played AAU basketball for Utah Mountain Stars...

Personal

Son of Kathy and the late Mark McGregor... Father, Mark, was an All-American swimmer at BYU... Served a mission for the Church of Jesus Christ of Latter-Day Saints in Spokane, Wash... Has traveled to China (2x), Australia and Mali for basketball...

51

SEASON HIGHS

| | | |
|--------------|--------|-----------------------------------|
| Points: | 3 (2x) | Evansville (12/5/23) |
| Rebounds: | 2 | Southeastern Louisiana (11/15/23) |
| Assists: | -- | Morgan State (11/18/23) |
| Steals: | 1 | -- |
| Blocks: | -- | -- |
| Field Goals: | 1 (2x) | Evansville (12/5/23) |
| 3-Pointers: | 1 (2x) | Evansville (12/5/23) |
| Free Throws: | -- | -- |
| Minutes: | 3 (2x) | Bellarmine (12/22/23) |

CAREER HIGHS

| | | |
|--------------|--------|-----------------------------------|
| Points: | 6 | Western Oregon (12/15/22) |
| Rebounds: | 2 | Southeastern Louisiana (11/15/23) |
| Assists: | 1 | Morgan State (11/18/23) |
| Steals: | -- | -- |
| Blocks: | -- | -- |
| Field Goals: | 2 | Western Oregon (12/15/22) |
| 3-Pointers: | 2 | Western Oregon (12/15/22) |
| Free Throws: | -- | -- |
| Minutes: | 3 (2x) | Bellarmine (12/22/23) |

PRODUCTION TRACKER

| | 2023-24 | Career |
|---------------------|---------|--------|
| Had a double-double | -- | -- |
| Scored 10+ points | -- | -- |
| Scored 20+ points | -- | -- |
| Led BYU in scoring | -- | -- |
| Led BYU in rebounds | -- | -- |
| Led BYU in assists | -- | -- |
| Led BYU in steals | -- | -- |
| Made 3+ 3-pt FGs | -- | -- |
| Had 5+ 3-pt FGs | -- | -- |
| Had 3+ assists | -- | -- |
| Had 3+ steals | -- | -- |
| Had 5+ rebounds | -- | -- |
| Had 10+ rebounds | -- | -- |

2023-24 GAME-BY-GAME

| OPPONENT | DATE | MIN. | FG-FGA | PCT | 3FG-FGA | PCT | FT-FTA | PCT | OFF | DEF | REB | AST | BLK | STL | PF | TO | PTS | AVG |
|------------------------|-------|-----------|------------|-------------|------------|-------------|------------|-------------|----------|----------|----------|----------|----------|----------|----------|----------|----------|------------|
| Houston Christian | 11/6 | 1 | 0-0 | .000 | 0-0 | .000 | 0-0 | .000 | 0 | 0 | 0 | 0 | 0 | 0 | 0 | 0 | 0 | 0.0 |
| San Diego State | 11/10 | | | | | | | | | | | | | | | | | |
| Southeastern Louisiana | 11/15 | 2 | 1-1 | 1.000 | 1-1 | 1.000 | 0-0 | .000 | 1 | 1 | 2 | 0 | 0 | 0 | 0 | 0 | 3 | 1.5 |
| Morgan State | 11/18 | 2 | 0-0 | .000 | 0-0 | .000 | 0-0 | .000 | 0 | 0 | 0 | 1 | 0 | 0 | 0 | 0 | 0 | 1.0 |
| vs. Arizona State | 11/23 | 1 | 0-0 | .000 | 0-0 | .000 | 0-0 | .000 | 0 | 0 | 0 | 0 | 0 | 0 | 0 | 0 | 0 | 0.8 |
| vs. NC State | 11/24 | | | | | | | | | | | | | | | | | |
| vs. Fresno State | 12/1 | 2 | 0-0 | .000 | 0-0 | .000 | 0-0 | .000 | 0 | 0 | 0 | 0 | 0 | 0 | 0 | 0 | 0 | 0.6 |
| Evansville | 12/5 | 2 | 1-1 | 1.000 | 1-1 | 1.000 | 0-0 | .000 | 0 | 0 | 0 | 0 | 0 | 0 | 0 | 0 | 3 | 1.0 |
| at Utah | 12/9 | | | | | | | | | | | | | | | | | |
| Denver | 12/13 | 2 | 0-1 | .000 | 0-0 | .000 | 0-0 | .000 | 0 | 0 | 0 | 0 | 0 | 0 | 0 | 0 | 0 | 0.9 |
| Georgia State | 12/16 | 3 | 0-1 | .000 | 0-1 | .000 | 0-0 | .000 | 0 | 1 | 1 | 0 | 0 | 0 | 0 | 1 | 0 | 0.8 |
| Bellarmine | 12/22 | 3 | 0-2 | .000 | 0-2 | .000 | 0-0 | .000 | 0 | 0 | 0 | 0 | 0 | 0 | 0 | 0 | 0 | 0.7 |
| Wyoming | 12/30 | 1 | 0-0 | .000 | 0-0 | .000 | 0-0 | .000 | 0 | 0 | 0 | 0 | 0 | 0 | 0 | 1 | 0 | 0.6 |
| Cincinnati | 1/6 | | | | | | | | | | | | | | | | | |
| at Baylor | 1/9 | | | | | | | | | | | | | | | | | |
| at UCF | 1/13 | | | | | | | | | | | | | | | | | |
| Iowa State | 1/16 | 1 | 0-1 | .000 | 0-1 | .000 | 0-0 | .000 | 0 | 0 | 0 | 0 | 0 | 0 | 1 | 0 | 0 | 0.5 |
| at Texas Tech | 1/20 | | | | | | | | | | | | | | | | | |
| Houston | 1/23 | | | | | | | | | | | | | | | | | |
| Texas | 1/27 | | | | | | | | | | | | | | | | | |
| at West Virginia | 2/3 | | | | | | | | | | | | | | | | | |
| at Oklahoma | 2/6 | | | | | | | | | | | | | | | | | |
| Kansas State | 2/10 | | | | | | | | | | | | | | | | | |
| UCF | 2/13 | | | | | | | | | | | | | | | | | |
| at Oklahoma State | 2/17 | | | | | | | | | | | | | | | | | |
| Baylor | 2/20 | | | | | | | | | | | | | | | | | |
| at Kansas State | 2/24 | | | | | | | | | | | | | | | | | |
| at Kansas | 2/27 | | | | | | | | | | | | | | | | | |
| TCU | 3/2 | | | | | | | | | | | | | | | | | |
| at Iowa State | 3/6 | | | | | | | | | | | | | | | | | |
| Oklahoma State | 3/9 | | | | | | | | | | | | | | | | | |
| TOTAL | | 19 | 2-7 | .286 | 2-6 | .333 | 0-0 | .000 | 1 | 2 | 3 | 1 | 0 | 0 | 2 | 2 | 6 | 0.5 |



CAREER STATISTICS

| YEAR | GP-GS | MPG | FG-FGA | PCT | 3FG-A | PCT | FT-FTA | PCT | OFF-DEF-REB | AVG | PF-D | A | AVG | TO | BLK | AVG | STL | AVG | PTS | AVG |
|--------------|-------------|------------|-------------|-------------|------------|-------------|------------|-------------|--------------|------------|------------|----------|------------|----------|----------|------------|----------|------------|-----------|------------|
| 2022-23 | 6-0 | 1.3 | 2-4 | .500 | 2-3 | .667 | 0-0 | .000 | 0-0-0 | 0.0 | 2-0 | 0 | 0.0 | 0 | 0 | 0.0 | 0 | 0.0 | 6 | 1.0 |
| 2023-24 | 11-0 | 1.8 | 2-7 | .286 | 2-6 | .333 | 0-0 | .000 | 1-2-3 | 0.3 | 2-0 | 1 | 0.1 | 2 | 0 | 0.0 | 0 | 0.0 | 6 | 0.5 |
| TOTAL | 17-0 | 1.6 | 4-11 | .364 | 4-9 | .444 | 0-0 | .000 | 1-2-3 | 0.2 | 4-0 | 1 | 0.1 | 2 | 0 | 0.0 | 0 | 0.0 | 12 | 0.7 |



GAME 20 / #21 BYU 84, TEXAS 72
MARRIOTT CENTER / PROVO, UTAH

| Texas - 72 | | | | | | | | | | | | | Record: 14-6 (3-4) | | | | | | | | |
|---------------|------------------|---------|-------|------|-------|-------|-------|-----|----------|----|-------|----|--------------------|----|-----|---------------------|------------------|----------------------|--------------------------|-----------------|--------------|
| NO. | Name | Min | FG | | 3P | | FT | | Rebounds | | Fouls | TP | AS | TO | ST | Blocks | | +/- | Shooting By Period | | |
| | | | M-A | M-A | M-A | M-A | OR | DR | TOT | PF | FD | | | | | BS | BA | | 1st FG% | 3PT% | FT% |
| 1 | Dylan Disu | F 27:11 | 8-16 | 1-2 | 2-6 | 2-5 | 7 | 4-5 | 19 | 2 | 1 | 1 | 1 | 1 | 1 | 2 | 0 | 0 | 1st FG%: 17-33 51.5% | 3PT%: 5-9 55.6% | FT%: 2-4 50% |
| 23 | Dillon Mitchell | F 28:24 | 2-4 | 0-0 | 2-4 | 0-5 | 5 | 1-2 | 6 | 3 | 0 | 1 | 0 | 0 | 0 | 0 | -7 | 2nd FG%: 10-28 35.7% | 3PT%: 3-13 23.1% | FT%: 8-12 66.7% | |
| 3 | Max Abmas | G 37:13 | 4-12 | 2-7 | 2-2 | 0-0 | 0 | 4-3 | 12 | 2 | 2 | 1 | 0 | 1 | -14 | GM FG%: 27-61 44.3% | 3PT%: 8-22 36.4% | FT%: 10-16 62.5% | Dead Ball Rebounds: 4, 0 | | |
| 4 | Tyrese Hunter | G 36:36 | 4-7 | 2-4 | 0-0 | 1-2 | 3 | 3-1 | 10 | 6 | 2 | 2 | 0 | 1 | -3 | | | | | | |
| 9 | Ithiel Horton | G 12:38 | 1-3 | 1-2 | 0-0 | 0-0 | 0 | 0-1 | 3 | 2 | 0 | 0 | 0 | 0 | -9 | | | | | | |
| 2 | Chendall Weaver | 25:13 | 5-9 | 1-1 | 4-4 | 5-0 | 5 | 2-3 | 15 | 0 | 0 | 2 | 0 | 2 | -15 | | | | | | |
| 30 | Brock Cunningham | 20:13 | 2-7 | 1-6 | 0-0 | 1-0 | 1 | 1-0 | 5 | 2 | 1 | 1 | 1 | 0 | 2 | | | | | | |
| 5 | Kadin Shadrick | 09:57 | 1-2 | 0-0 | 0-0 | 0-0 | 0 | 0-0 | 2 | 0 | 0 | 0 | 0 | 0 | -12 | | | | | | |
| 0 | Chris Johnson | 00:49 | 0-0 | 0-0 | 0-0 | 0-0 | 0 | 0-0 | 0 | 0 | 0 | 0 | 0 | 0 | 0 | | | | | | |
| 21 | Zerik Ornyema | 01:46 | 0-1 | 0-0 | 0-0 | 0-0 | 0 | 1-0 | 0 | 0 | 1 | 0 | 0 | 1 | -2 | | | | | | |
| Team | | | | | | | 3-0-3 | | | | 0 | | 0 | | | | | | | | |
| Totals | | | 27-61 | 8-22 | 10-16 | 12-12 | 24 | 16 | 15 | 72 | 17 | 7 | 8 | 2 | 7 | -12 | | | | | |

| BYU - 84 | | | | | | | | | | | | | Record: 15-5 (3-4) | | | | | | | | |
|---------------|------------------|---------|-------|------|-------|------|-------|-----|----------|----|-------|----|--------------------|----|----|----------------------|------------------|------------------|--------------------------|------|-----|
| NO. | Name | Min | FG | | 3P | | FT | | Rebounds | | Fouls | TP | AS | TO | ST | Blocks | | +/- | Shooting By Period | | |
| | | | M-A | M-A | M-A | M-A | OR | DR | TOT | PF | FD | | | | | BS | BA | | 1st FG% | 3PT% | FT% |
| 0 | Noah Waterman | F 33:00 | 7-11 | 3-6 | 0-0 | 1-2 | 3 | 1-0 | 17 | 0 | 1 | 0 | 0 | 1 | 5 | 1st FG%: 17-26 65.4% | 3PT%: 3-8 37.5% | FT%: 7-9 77.8% | | | |
| 50 | Aly Khalifa | C 21:17 | 1-5 | 0-3 | 0-0 | 1-3 | 4 | 1-0 | 2 | 8 | 2 | 1 | 2 | 0 | -3 | 2nd FG%: 15-24 62.5% | 3PT%: 4-9 44.4% | FT%: 6-6 100% | | | |
| 2 | Jaxson Robinson | G 35:59 | 8-11 | 1-2 | 0-1 | 0-2 | 2 | 3-2 | 17 | 1 | 2 | 0 | 3 | 0 | 9 | GM FG%: 32-50 64.0% | 3PT%: 7-17 41.2% | FT%: 13-15 86.7% | Dead Ball Rebounds: 0, 0 | | |
| 20 | Spencer Johnson | G 27:06 | 4-7 | 1-2 | 2-2 | 2-6 | 8 | 2-4 | 11 | 2 | 3 | 1 | 0 | 0 | 9 | | | | | | |
| 30 | Dalrin Hall | G 31:28 | 2-2 | 0-0 | 4-4 | 1-2 | 3 | 3-5 | 8 | 4 | 1 | 1 | 0 | 0 | 16 | | | | | | |
| 21 | Trevin Knell | 12:53 | 0-0 | 0-0 | 2-2 | 0-1 | 1 | 2-1 | 2 | 0 | 2 | 0 | 0 | 0 | 4 | | | | | | |
| 45 | Fousseyni Traore | 17:12 | 6-7 | 0-0 | 4-4 | 1-5 | 6 | 2-3 | 16 | 1 | 3 | 0 | 2 | 0 | 13 | | | | | | |
| 15 | Richie Saunders | 21:05 | 4-7 | 2-4 | 1-2 | 1-2 | 3 | 1-1 | 11 | 0 | 0 | 0 | 0 | 1 | 7 | | | | | | |
| Team | | | | | | | 1-1-2 | | | | 0 | | 2 | | | | | | | | |
| Totals | | | 32-50 | 7-17 | 13-15 | 8-24 | 32 | 15 | 16 | 84 | 16 | 16 | 3 | 7 | 2 | -12 | | | | | |

| | BYU LEADERS | TEXAS LEADERS |
|-----------|------------------------|---------------------|
| Scoring | Waterman/Robinson (17) | Disu (19) |
| Rebounds | Johnson (8) | Disu (7) |
| Assists | Khalifa (8) | Hunter (6) |
| Steals | Three Players (1) | Hunter/Weaver (2) |
| Blocks | Robinson (3) | Disu/Cunningham (1) |
| Turnovers | Johnson/Traore (3) | Abmas/Hunte (2) |
| +/- | Hall (+16) | Cunningham (+2) |





2023-24 BYU Men's Basketball
Combined Team Statistics
All games

Game Records

| Record | Overall | Home | Away | Neutral |
|----------------|---------|------|------|---------|
| ALL GAMES | 15-5 | 11-2 | 1-3 | 3-0 |
| CONFERENCE | 3-4 | 2-2 | 1-2 | 0-0 |
| NON-CONFERENCE | 12-1 | 9-0 | 0-1 | 3-0 |

Score by Periods

| Team | 1st | 2nd | OT | TOT |
|-----------|-----|-----|----|------|
| BYU | 798 | 889 | 0 | 1687 |
| Opponents | 587 | 727 | 0 | 1314 |

Team Box Score

| No. | Player | | | | Total | | 3-Point | | F-Throw | | Rebounds | | | | | | | | | | | |
|------------------|-------------------|-----------|-------------|------|-----------------|-------------|----------------|-------------|----------------|-------------|------------|------------|------------|-------------|------------|----------|------------|------------|-----------|------------|-------------|-------------|
| | | GP-GS | MIN | AVG | FG-FGA | FG% | 3FG-3FGA | 3FG% | FT-FTA | FT% | OFF | DEF | TOT | AVG | PF | DQ | A | TO | BLK | STL | PTS | AVG |
| 2 | ROBINSON, Jaxson | 19-4 | 483:30 | 25.4 | 99-224 | .442 | 47-130 | .362 | 19-22 | .864 | 8 | 38 | 46 | 2.4 | 30 | 0 | 32 | 29 | 8 | 18 | 264 | 13.9 |
| 21 | KNELL, Trevin | 19-16 | 469:11 | 24.7 | 77-156 | .494 | 50-111 | .450 | 22-31 | .710 | 11 | 64 | 75 | 3.9 | 48 | 1 | 29 | 15 | 3 | 12 | 226 | 11.9 |
| 0 | WATERMAN, Noah | 19-19 | 470:44 | 24.8 | 72-154 | .468 | 41-104 | .394 | 27-33 | .818 | 29 | 88 | 117 | 6.2 | 31 | 1 | 18 | 10 | 7 | 7 | 212 | 11.2 |
| 20 | JOHNSON, Spencer | 20-20 | 526:21 | 26.3 | 78-181 | .431 | 27-87 | .310 | 37-46 | .804 | 31 | 81 | 112 | 5.6 | 27 | 0 | 74 | 29 | 2 | 20 | 220 | 11.0 |
| 15 | SAUNDERS, Richie | 20-1 | 417:41 | 20.9 | 78-142 | .549 | 18-56 | .321 | 30-41 | .732 | 32 | 54 | 86 | 4.3 | 38 | 0 | 26 | 9 | 5 | 19 | 204 | 10.2 |
| 30 | HALL, Dallin | 20-16 | 546:25 | 27.3 | 66-140 | .471 | 30-79 | .380 | 19-31 | .613 | 16 | 50 | 66 | 3.3 | 45 | 2 | 92 | 38 | 0 | 18 | 181 | 9.1 |
| 45 | TRAORE, Fousseyni | 12-6 | 185:49 | 15.5 | 40-62 | .645 | 2-3 | .667 | 19-23 | .826 | 17 | 34 | 51 | 4.3 | 21 | 0 | 16 | 24 | 6 | 8 | 101 | 8.4 |
| 50 | KHALIFA, Aly | 17-14 | 346:51 | 20.4 | 38-86 | .442 | 16-50 | .320 | 7-14 | .500 | 22 | 53 | 75 | 4.4 | 25 | 0 | 73 | 21 | 9 | 5 | 99 | 5.8 |
| 25 | BAKER, Dawson | 4-0 | 40:26 | 10.1 | 9-16 | .563 | 2-4 | .500 | 0-0 | .000 | 1 | 2 | 3 | 0.8 | 3 | 0 | 6 | 3 | 0 | 3 | 20 | 5.0 |
| 4 | ALLY ATIKI, Atiki | 17-0 | 221:01 | 13.0 | 34-56 | .607 | 0-2 | .000 | 9-17 | .529 | 21 | 39 | 60 | 3.5 | 48 | 2 | 7 | 14 | 12 | 7 | 77 | 4.5 |
| 1 | STEWART, Trey | 15-4 | 188:17 | 12.6 | 20-48 | .417 | 6-21 | .286 | 5-8 | .625 | 9 | 30 | 39 | 2.6 | 18 | 0 | 26 | 18 | 6 | 9 | 51 | 3.4 |
| 23 | ADAMS JR., Marcus | 1-0 | 07:49 | 7.8 | 1-6 | .167 | 0-3 | .000 | 0-0 | .000 | 0 | 2 | 2 | 2.0 | 2 | 0 | 1 | 0 | 0 | 0 | 2 | 2.0 |
| 12 | TRIPPLE, Townsend | 14-0 | 48:58 | 3.5 | 6-12 | .500 | 1-7 | .143 | 9-10 | .900 | 8 | 6 | 14 | 1.0 | 3 | 0 | 1 | 3 | 0 | 3 | 22 | 1.6 |
| 51 | MCGREGOR, Jared | 11-0 | 19:29 | 1.8 | 2-7 | .286 | 2-6 | .333 | 0-0 | .000 | 1 | 2 | 3 | 0.3 | 2 | 0 | 1 | 2 | 0 | 0 | 6 | 0.5 |
| 24 | HAYHURST, Tanner | 11-0 | 27:27 | 2.5 | 1-6 | .167 | 0-1 | .000 | 0-0 | .000 | 4 | 0 | 4 | 0.4 | 3 | 0 | 2 | 3 | 0 | 0 | 2 | 0.2 |
| Team | | | | | | | | | | | 40 | 36 | 76 | | | | 6 | | | | | |
| Total | | 20 | 4000 | | 621-1296 | .479 | 242-664 | .364 | 203-276 | .736 | 250 | 579 | 829 | 41.5 | 344 | 6 | 404 | 224 | 58 | 129 | 1687 | 84.4 |
| Opponents | | 20 | 4000 | | 479-1176 | .407 | 118-396 | .298 | 238-344 | .692 | 181 | 464 | 645 | 32.3 | 285 | 3 | 233 | 240 | 39 | 125 | 1314 | 65.7 |

Team Statistics

| | BYU | OPP |
|------------------------|-----------------|-----------------|
| Scoring | 1687 | 1314 |
| Points per game | 84.4 | 65.7 |
| Scoring margin | +18.7 | - |
| Field goals-att | 621-1296 | 479-1176 |
| Field goal pct | .479 | .407 |
| 3 point fg-att | 242-664 | 118-396 |
| 3-point FG pct | .364 | .298 |
| 3-pt FG made per game | 12.1 | 5.9 |
| Free throws-att | 203-276 | 238-344 |
| Free throw pct | .736 | .692 |
| F-Throws made per game | 10.2 | 11.9 |
| Rebounds | 829 | 645 |
| Rebounds per game | 41.5 | 32.3 |
| Rebounding margin | +9.2 | - |
| Assists | 404 | 233 |
| Assists per game | 20.2 | 11.7 |
| Turnovers | 224 | 240 |
| Turnovers per game | 11.2 | 12.0 |
| Turnover margin | +0.8 | - |
| Assist/turnover ratio | 1.8 | 1.0 |
| Steals | 129 | 125 |
| Steals per game | 6.5 | 6.3 |
| Blocks | 58 | 39 |
| Blocks per game | 2.9 | 2.0 |
| Winning streak | 1 | - |
| Home win streak | 1 | - |
| Attendance | 195438 | 47383 |
| Home games-Avg/Game | 13-15034 | 4-11846 |
| Neutral site-Avg/Game | - | 3-5410 |

Team Results

| Date | Opponent | | Score | Att. |
|------------|-------------------|---|--------|-------|
| 11/06/2023 | Houston Christian | W | 110-63 | 13130 |
| 11/10/2023 | San Diego St. | W | 74-65 | 15689 |
| 11/15/2023 | Southeastern La. | W | 105-48 | 13116 |
| 11/18/2023 | Morgan St. | W | 93-50 | 13736 |
| 11/23/2023 | vs Arizona St. | W | 77-49 | 2223 |
| 11/24/2023 | vs NC State | W | 95-86 | 2647 |
| 12/01/2023 | vs Fresno St. | W | 85-56 | 11360 |
| 12/05/2023 | Evansville | W | 96-55 | 13291 |
| 12/09/2023 | at Utah | L | 69-73 | 15648 |
| 12/13/2023 | Denver | W | 90-74 | 13349 |
| 12/16/2023 | Georgia St. | W | 86-54 | 13819 |
| 12/22/2023 | Bellarmine | W | 101-59 | 14429 |
| 12/30/2023 | Wyoming | W | 94-68 | 17978 |
| 01/06/2024 | Cincinnati | L | 60-71 | 16879 |
| 01/09/2024 | at Baylor | L | 72-81 | 7500 |
| 01/13/2024 | at UCF | W | 63-58 | 9137 |
| 01/16/2024 | Iowa St. | W | 87-72 | 15491 |
| 01/20/2024 | at Texas Tech | L | 78-85 | 15098 |
| 01/23/2024 | Houston | L | 68-75 | 16553 |
| 01/27/2024 | Texas | W | 84-72 | 17978 |





2023-24 BYU Men's Basketball
Combined Team Statistics
In Conference games

Game Records

| Record | Overall | Home | Away | Neutral |
|----------------|---------|------|------|---------|
| ALL GAMES | 3-4 | 2-2 | 1-2 | 0-0 |
| CONFERENCE | 3-4 | 2-2 | 1-2 | 0-0 |
| NON-CONFERENCE | 0-0 | 0-0 | 0-0 | 0-0 |

Score by Periods

| Team | 1st | 2nd | OT | TOT |
|-----------|-----|-----|----|-----|
| BYU | 261 | 251 | 0 | 512 |
| Opponents | 230 | 284 | 0 | 514 |

Team Box Score

| No. | Player | | | | Total | | 3-Point | | F-Throw | | Rebounds | | | | | | | | | | | |
|------------------|-------------------|----------|-------------|------|----------------|-------------|---------------|-------------|----------------|-------------|-----------|------------|------------|-------------|------------|----------|------------|-----------|-----------|-----------|------------|-------------|
| | | GP-GS | MIN | AVG | FG-FGA | FG% | 3FG-3FGA | 3FG% | FT-FTA | FT% | OFF | DEF | TOT | AVG | PF | DQ | A | TO | BLK | STL | PTS | AVG |
| 21 | KNELL, Trevin | 6-3 | 152:57 | 25.5 | 23-48 | .479 | 19-39 | .487 | 7-10 | .700 | 3 | 20 | 23 | 3.8 | 17 | 1 | 5 | 5 | 1 | 2 | 72 | 12.0 |
| 20 | JOHNSON, Spencer | 7-7 | 198:29 | 28.4 | 28-63 | .444 | 10-29 | .345 | 13-17 | .765 | 12 | 25 | 37 | 5.3 | 10 | 0 | 11 | 10 | 0 | 8 | 79 | 11.3 |
| 2 | ROBINSON, Jaxson | 7-4 | 210:28 | 30.1 | 27-73 | .370 | 11-43 | .256 | 7-9 | .778 | 4 | 8 | 12 | 1.7 | 14 | 0 | 14 | 14 | 3 | 5 | 72 | 10.3 |
| 0 | WATERMAN, Noah | 6-6 | 168:35 | 28.1 | 20-48 | .417 | 11-34 | .324 | 8-9 | .889 | 8 | 23 | 31 | 5.2 | 13 | 0 | 5 | 4 | 2 | 4 | 59 | 9.8 |
| 30 | HALL, Dallin | 7-7 | 224:01 | 32.0 | 22-50 | .440 | 10-31 | .323 | 9-11 | .818 | 7 | 25 | 32 | 4.6 | 25 | 2 | 36 | 17 | 0 | 6 | 63 | 9.0 |
| 15 | SAUNDERS, Richie | 7-1 | 154:07 | 22.0 | 23-45 | .511 | 5-17 | .294 | 11-15 | .733 | 11 | 17 | 28 | 4.0 | 14 | 0 | 4 | 1 | 2 | 5 | 62 | 8.9 |
| 50 | KHALIFA, Aly | 7-7 | 162:19 | 23.2 | 21-46 | .457 | 8-29 | .276 | 3-5 | .600 | 5 | 28 | 33 | 4.7 | 9 | 0 | 31 | 18 | 6 | 3 | 53 | 7.6 |
| 45 | TRAORE, Fousseyni | 6-0 | 64:43 | 10.8 | 15-23 | .652 | 0-0 | .000 | 10-14 | .714 | 5 | 13 | 18 | 3.0 | 11 | 0 | 4 | 14 | 3 | 2 | 40 | 6.7 |
| 4 | ALLY ATIKI, Atiki | 5-0 | 45:15 | 9.1 | 3-6 | .500 | 0-0 | .000 | 3-5 | .600 | 3 | 3 | 6 | 1.2 | 16 | 1 | 0 | 7 | 3 | 2 | 9 | 1.8 |
| 12 | TRIPPLE, Townsend | 2-0 | 09:18 | 4.7 | 1-2 | .500 | 1-2 | .500 | 0-0 | .000 | 2 | 0 | 2 | 1.0 | 0 | 0 | 0 | 0 | 0 | 0 | 3 | 1.5 |
| 1 | STEWART, Trey | 2-0 | 04:24 | 2.2 | 0-0 | .000 | 0-0 | .000 | 0-0 | .000 | 0 | 0 | 0 | 0.0 | 2 | 0 | 1 | 4 | 0 | 0 | 0 | 0.0 |
| 24 | HAYHURST, Tanner | 1-0 | 01:20 | 1.3 | 0-0 | .000 | 0-0 | .000 | 0-0 | .000 | 0 | 0 | 0 | 0.0 | 0 | 0 | 0 | 0 | 0 | 0 | 0 | 0.0 |
| 25 | BAKER, Dawson | 1-0 | 02:43 | 2.7 | 0-0 | .000 | 0-0 | .000 | 0-0 | .000 | 0 | 0 | 0 | 0.0 | 0 | 0 | 0 | 1 | 0 | 0 | 0 | 0.0 |
| 51 | MCGREGOR, Jared | 1-0 | 01:20 | 1.3 | 0-1 | .000 | 0-1 | .000 | 0-0 | .000 | 0 | 0 | 0 | 0.0 | 1 | 0 | 0 | 0 | 0 | 0 | 0 | 0.0 |
| Team | | | | | | | | | | | 9 | 21 | 30 | | | | | 2 | | | | |
| Total | | 7 | 1400 | | 183-405 | .452 | 75-225 | .333 | 71-95 | .747 | 69 | 183 | 252 | 36.0 | 132 | 4 | 111 | 97 | 20 | 37 | 512 | 73.1 |
| Opponents | | 7 | 1400 | | 171-410 | .417 | 51-135 | .378 | 121-168 | .720 | 83 | 165 | 248 | 35.4 | 101 | 1 | 84 | 70 | 17 | 50 | 514 | 73.4 |

Team Statistics

| | BYU | OPP |
|------------------------|----------------|----------------|
| Scoring | 512 | 514 |
| Points per game | 73.1 | 73.4 |
| Scoring margin | -0.3 | - |
| Field goals-att | 183-405 | 171-410 |
| Field goal pct | .452 | .417 |
| 3 point fg-att | 75-225 | 51-135 |
| 3-point FG pct | .333 | .378 |
| 3-pt FG made per game | 10.7 | 7.3 |
| Free throws-att | 71-95 | 121-168 |
| Free throw pct | .747 | .720 |
| F-Throws made per game | 10.1 | 17.3 |
| Rebounds | 252 | 248 |
| Rebounds per game | 36.0 | 35.4 |
| Rebounding margin | +0.6 | - |
| Assists | 111 | 84 |
| Assists per game | 15.9 | 12.0 |
| Turnovers | 97 | 70 |
| Turnovers per game | 13.9 | 10.0 |
| Turnover margin | -3.9 | - |
| Assist/turnover ratio | 1.1 | 1.2 |
| Steals | 37 | 50 |
| Steals per game | 5.3 | 7.1 |
| Blocks | 20 | 17 |
| Blocks per game | 2.9 | 2.4 |
| Winning streak | 1 | - |
| Home win streak | 1 | - |
| Attendance | 66901 | 31735 |
| Home games-Avg/Game | 4-16725 | 3-10578 |
| Neutral site-Avg/Game | - | 0-0 |

Team Results

| Date | Opponent | | Score | Att. |
|------------|---------------|---|-------|-------|
| 01/06/2024 | Cincinnati | L | 60-71 | 16879 |
| 01/09/2024 | at Baylor | L | 72-81 | 7500 |
| 01/13/2024 | at UCF | W | 63-58 | 9137 |
| 01/16/2024 | Iowa St. | W | 87-72 | 15491 |
| 01/20/2024 | at Texas Tech | L | 78-85 | 15098 |
| 01/23/2024 | Houston | L | 68-75 | 16553 |
| 01/27/2024 | Texas | W | 84-72 | 17978 |





2023-24 BYU Men's Basketball
Combined Team Statistics
Home games

Game Records

| Record | Overall | Home | Away | Neutral |
|----------------|---------|------|------|---------|
| ALL GAMES | 11-2 | 11-2 | 0-0 | 0-0 |
| CONFERENCE | 2-2 | 2-2 | 0-0 | 0-0 |
| NON-CONFERENCE | 9-0 | 9-0 | 0-0 | 0-0 |

Score by Periods

| Team | 1st | 2nd | OT | TOT |
|-----------|-----|-----|----|------|
| BYU | 548 | 600 | 0 | 1148 |
| Opponents | 370 | 456 | 0 | 826 |

Team Box Score

| No. | Player | | | | Total | | 3-Point | | F-Throw | | Rebounds | | | | | | | | | | | |
|------------------|-------------------|-----------|-------------|------|----------------|-------------|----------------|-------------|----------------|-------------|------------|------------|------------|-------------|------------|----------|------------|------------|-----------|-----------|-------------|-------------|
| | | GP-GS | MIN | AVG | FG-FGA | FG% | 3FG-3FGA | 3FG% | FT-FTA | FT% | OFF | DEF | TOT | AVG | PF | DQ | A | TO | BLK | STL | PTS | AVG |
| 2 | ROBINSON, Jaxson | 12-3 | 297:16 | 24.8 | 64-139 | .460 | 29-83 | .349 | 10-11 | .909 | 7 | 27 | 34 | 2.8 | 19 | 0 | 20 | 16 | 7 | 13 | 167 | 13.9 |
| 0 | WATERMAN, Noah | 13-13 | 330:29 | 25.4 | 56-116 | .483 | 32-77 | .416 | 26-30 | .867 | 25 | 58 | 83 | 6.4 | 20 | 1 | 14 | 6 | 6 | 4 | 170 | 13.1 |
| 21 | KNELL, Trevin | 12-10 | 288:20 | 24.0 | 51-101 | .505 | 33-71 | .465 | 14-20 | .700 | 10 | 37 | 47 | 3.9 | 29 | 1 | 21 | 8 | 2 | 9 | 149 | 12.4 |
| 45 | TRAORE, Fousseyni | 7-4 | 125:34 | 17.9 | 30-45 | .667 | 2-3 | .667 | 15-17 | .882 | 10 | 22 | 32 | 4.6 | 13 | 0 | 9 | 13 | 5 | 6 | 77 | 11.0 |
| 20 | JOHNSON, Spencer | 13-13 | 328:02 | 25.2 | 48-113 | .425 | 18-60 | .300 | 26-31 | .839 | 17 | 53 | 70 | 5.4 | 19 | 0 | 57 | 20 | 2 | 11 | 140 | 10.8 |
| 15 | SAUNDERS, Richie | 13-0 | 265:21 | 20.4 | 51-93 | .548 | 12-39 | .308 | 20-27 | .741 | 20 | 38 | 58 | 4.5 | 26 | 0 | 20 | 5 | 3 | 13 | 134 | 10.3 |
| 30 | HALL, Dallin | 13-9 | 343:26 | 26.4 | 44-90 | .489 | 21-57 | .368 | 8-13 | .615 | 8 | 32 | 40 | 3.1 | 23 | 0 | 65 | 21 | 0 | 12 | 117 | 9.0 |
| 4 | ALLY ATIKI, Atiki | 12-0 | 168:56 | 14.1 | 29-47 | .617 | 0-2 | .000 | 9-17 | .529 | 14 | 32 | 46 | 3.8 | 29 | 1 | 5 | 10 | 10 | 6 | 67 | 5.6 |
| 25 | BAKER, Dawson | 4-0 | 40:26 | 10.1 | 9-16 | .563 | 2-4 | .500 | 0-0 | .000 | 1 | 2 | 3 | 0.8 | 3 | 0 | 6 | 3 | 0 | 3 | 20 | 5.0 |
| 50 | KHALIFA, Aly | 11-9 | 196:16 | 17.8 | 18-40 | .450 | 10-26 | .385 | 1-2 | .500 | 14 | 34 | 48 | 4.4 | 14 | 0 | 47 | 12 | 6 | 4 | 47 | 4.3 |
| 1 | STEWART, Trey | 10-4 | 139:14 | 13.9 | 15-32 | .469 | 4-15 | .267 | 3-5 | .600 | 5 | 21 | 26 | 2.6 | 11 | 0 | 20 | 15 | 6 | 7 | 37 | 3.7 |
| 23 | ADAMS JR., Marcus | 1-0 | 07:49 | 7.8 | 1-6 | .167 | 0-3 | .000 | 0-0 | .000 | 0 | 2 | 2 | 2.0 | 2 | 0 | 1 | 0 | 0 | 0 | 2 | 2.0 |
| 12 | TRIPPLE, Townsend | 9-0 | 27:35 | 3.1 | 3-5 | .600 | 0-2 | .000 | 7-8 | .875 | 4 | 3 | 7 | 0.8 | 1 | 0 | 0 | 1 | 0 | 2 | 13 | 1.4 |
| 51 | MCGREGOR, Jared | 9-0 | 17:24 | 1.9 | 2-7 | .286 | 2-6 | .333 | 0-0 | .000 | 1 | 2 | 3 | 0.3 | 2 | 0 | 1 | 2 | 0 | 0 | 6 | 0.7 |
| 24 | HAYHURST, Tanner | 9-0 | 23:53 | 2.7 | 1-5 | .200 | 0-1 | .000 | 0-0 | .000 | 4 | 0 | 4 | 0.4 | 3 | 0 | 2 | 3 | 0 | 0 | 2 | 0.2 |
| Team | | | | | | | | | | | 27 | 19 | 46 | | | | | 4 | | | | |
| Total | | 13 | 2600 | | 422-855 | .494 | 165-449 | .367 | 139-181 | .768 | 167 | 382 | 549 | 42.2 | 214 | 3 | 288 | 139 | 47 | 90 | 1148 | 88.3 |
| Opponents | | 13 | 2600 | | 309-774 | .399 | 71-252 | .282 | 137-203 | .675 | 123 | 288 | 411 | 31.6 | 182 | 1 | 150 | 165 | 26 | 77 | 826 | 63.5 |

Team Statistics

| | BYU | OPP |
|------------------------|----------------|----------------|
| Scoring | 1148 | 826 |
| Points per game | 88.3 | 63.5 |
| Scoring margin | +24.8 | - |
| Field goals-att | 422-855 | 309-774 |
| Field goal pct | .494 | .399 |
| 3 point fg-att | 165-449 | 71-252 |
| 3-point FG pct | .367 | .282 |
| 3-pt FG made per game | 12.7 | 5.5 |
| Free throws-att | 139-181 | 137-203 |
| Free throw pct | .768 | .675 |
| F-Throws made per game | 10.7 | 10.5 |
| Rebounds | 549 | 411 |
| Rebounds per game | 42.2 | 31.6 |
| Rebounding margin | +10.6 | - |
| Assists | 288 | 150 |
| Assists per game | 22.2 | 11.5 |
| Turnovers | 139 | 165 |
| Turnovers per game | 10.7 | 12.7 |
| Turnover margin | +2.0 | - |
| Assist/turnover ratio | 2.1 | 0.9 |
| Steals | 90 | 77 |
| Steals per game | 6.9 | 5.9 |
| Blocks | 47 | 26 |
| Blocks per game | 3.6 | 2.0 |
| Winning streak | 1 | - |
| Home win streak | 1 | - |
| Attendance | 195438 | 0 |
| Home games-Avg/Game | 13-15034 | 0-0 |
| Neutral site-Avg/Game | - | 0-0 |

Team Results

| Date | Opponent | | Score | Att. |
|------------|-------------------|---|--------|-------|
| 11/06/2023 | Houston Christian | W | 110-63 | 13130 |
| 11/10/2023 | San Diego St. | W | 74-65 | 15689 |
| 11/15/2023 | Southeastern La. | W | 105-48 | 13116 |
| 11/18/2023 | Morgan St. | W | 93-50 | 13736 |
| 12/05/2023 | Evansville | W | 96-55 | 13291 |
| 12/13/2023 | Denver | W | 90-74 | 13349 |
| 12/16/2023 | Georgia St. | W | 86-54 | 13819 |
| 12/22/2023 | Bellarmino | W | 101-59 | 14429 |
| 12/30/2023 | Wyoming | W | 94-68 | 17978 |
| 01/06/2024 | Cincinnati | L | 60-71 | 16879 |
| 01/16/2024 | Iowa St. | W | 87-72 | 15491 |
| 01/23/2024 | Houston | L | 68-75 | 16553 |
| 01/27/2024 | Texas | W | 84-72 | 17978 |





2023-24 BYU Men's Basketball
Combined Team Statistics
Away games

Game Records

| Record | Overall | Home | Away | Neutral |
|----------------|---------|------|------|---------|
| ALL GAMES | 1-2 | 0-0 | 1-2 | 0-0 |
| CONFERENCE | 1-1 | 0-0 | 1-1 | 0-0 |
| NON-CONFERENCE | 0-1 | 0-0 | 0-1 | 0-0 |

Score by Periods

| Team | 1st | 2nd | OT | TOT |
|-----------|-----|-----|----|-----|
| BYU | 96 | 108 | 0 | 204 |
| Opponents | 102 | 110 | 0 | 212 |

Team Box Score

| No. | Player | Total | | | 3-Point | | F-Throw | | Rebounds | | | | Other Stats | | | | | | | | | |
|------------------|-------------------|----------|------------|------|---------------|-------------|--------------|-------------|--------------|-------------|-----------|-----------|-------------|-------------|-----------|----------|-----------|-----------|-----------|-----------|------------|-------------|
| | | GP-GS | MIN | AVG | FG-FGA | FG% | 3FG-3FGA | 3FG% | FT-FTA | FT% | OFF | DEF | TOT | AVG | PF | DQ | A | TO | BLK | STL | PTS | AVG |
| 21 | KNELL, Trevin | 3-3 | 91:43 | 30.6 | 13-28 | .464 | 7-18 | .389 | 6-9 | .667 | 0 | 13 | 13 | 4.3 | 9 | 0 | 4 | 3 | 1 | 1 | 39 | 13.0 |
| 20 | JOHNSON, Spencer | 3-3 | 84:39 | 28.2 | 12-31 | .387 | 5-10 | .500 | 8-11 | .727 | 7 | 13 | 20 | 6.7 | 3 | 0 | 2 | 2 | 0 | 3 | 37 | 12.3 |
| 2 | ROBINSON, Jaxson | 3-0 | 80:00 | 26.7 | 13-32 | .406 | 5-16 | .313 | 3-5 | .600 | 0 | 3 | 3 | 1.0 | 4 | 0 | 3 | 6 | 0 | 1 | 34 | 11.3 |
| 30 | HALL, Dallin | 3-3 | 86:59 | 29.0 | 10-24 | .417 | 2-7 | .286 | 5-7 | .714 | 2 | 9 | 11 | 3.7 | 12 | 1 | 12 | 8 | 0 | 3 | 27 | 9.0 |
| 15 | SAUNDERS, Richie | 3-0 | 62:02 | 20.7 | 10-18 | .556 | 2-6 | .333 | 5-7 | .714 | 6 | 9 | 15 | 5.0 | 7 | 0 | 2 | 2 | 2 | 3 | 27 | 9.0 |
| 50 | KHALIFA, Aly | 3-3 | 71:43 | 23.9 | 8-20 | .400 | 4-12 | .333 | 4-6 | .667 | 4 | 5 | 9 | 3.0 | 6 | 0 | 13 | 6 | 2 | 0 | 24 | 8.0 |
| 45 | TRAORE, Fousseyni | 2-0 | 16:60 | 8.5 | 3-3 | 1.000 | 0-0 | .000 | 2-4 | .500 | 0 | 2 | 2 | 1.0 | 4 | 0 | 1 | 4 | 1 | 0 | 8 | 4.0 |
| 4 | ALLY ATIKI, Atiki | 3-0 | 27:41 | 9.2 | 3-5 | .600 | 0-0 | .000 | 0-0 | .000 | 1 | 1 | 2 | 0.7 | 12 | 1 | 1 | 2 | 1 | 0 | 6 | 2.0 |
| 1 | STEWART, Trey | 2-0 | 11:22 | 5.7 | 1-4 | .250 | 0-1 | .000 | 0-0 | .000 | 1 | 3 | 4 | 2.0 | 2 | 0 | 1 | 0 | 0 | 0 | 2 | 1.0 |
| 0 | WATERMAN, Noah | 3-3 | 65:30 | 21.8 | 0-11 | .000 | 0-10 | .000 | 0-0 | .000 | 1 | 15 | 16 | 5.3 | 6 | 0 | 1 | 1 | 1 | 2 | 0 | 0.0 |
| 12 | TRIPPLE, Townsend | 1-0 | 01:21 | 1.4 | 0-0 | .000 | 0-0 | .000 | 0-0 | .000 | 1 | 0 | 1 | 1.0 | 0 | 0 | 0 | 1 | 0 | 0 | 0 | 0.0 |
| Team | | | | | | | | | | | 6 | 12 | 18 | | | | | | | | | |
| Total | | 3 | 600 | | 73-176 | .415 | 25-80 | .313 | 33-49 | .673 | 29 | 85 | 114 | 38.0 | 65 | 2 | 40 | 35 | 8 | 13 | 204 | 68.0 |
| Opponents | | 3 | 600 | | 70-173 | .405 | 21-67 | .313 | 51-74 | .689 | 33 | 80 | 113 | 37.7 | 49 | 1 | 35 | 29 | 11 | 19 | 212 | 70.7 |

Team Statistics

| | BYU | OPP |
|------------------------|---------------|---------------|
| Scoring | 204 | 212 |
| Points per game | 68.0 | 70.7 |
| Scoring margin | -2.7 | - |
| Field goals-att | 73-176 | 70-173 |
| Field goal pct | .415 | .405 |
| 3 point fg-att | 25-80 | 21-67 |
| 3-point FG pct | .313 | .313 |
| 3-pt FG made per game | 8.3 | 7.0 |
| Free throws-att | 33-49 | 51-74 |
| Free throw pct | .673 | .689 |
| F-Throws made per game | 11.0 | 17.0 |
| Rebounds | 114 | 113 |
| Rebounds per game | 38.0 | 37.7 |
| Rebounding margin | +0.3 | - |
| Assists | 40 | 35 |
| Assists per game | 13.3 | 11.7 |
| Turnovers | 35 | 29 |
| Turnovers per game | 11.7 | 9.7 |
| Turnover margin | -2.0 | - |
| Assist/turnover ratio | 1.1 | 1.2 |
| Steals | 13 | 19 |
| Steals per game | 4.3 | 6.3 |
| Blocks | 8 | 11 |
| Blocks per game | 2.7 | 3.7 |
| Winning streak | 1 | - |
| Home win streak | 0 | - |
| Attendance | 0 | 32285 |
| Home games-Avg/Game | 0-0 | 3-10762 |
| Neutral site-Avg/Game | - | 0-0 |

Team Results

| Date | Opponent | | Score | Att. |
|------------|-----------|---|-------|-------|
| 12/09/2023 | at Utah | L | 69-73 | 15648 |
| 01/09/2024 | at Baylor | L | 72-81 | 7500 |
| 01/13/2024 | at UCF | W | 63-58 | 9137 |





2023-24 BYU Men's Basketball
Combined Team Statistics
Neutral games

Game Records

| Record | Overall | Home | Away | Neutral |
|----------------|---------|------|------|---------|
| ALL GAMES | 3-0 | 0-0 | 0-0 | 3-0 |
| CONFERENCE | 0-0 | 0-0 | 0-0 | 0-0 |
| NON-CONFERENCE | 3-0 | 0-0 | 0-0 | 3-0 |

Score by Periods

| Team | 1st | 2nd | OT | TOT |
|-----------|-----|-----|----|-----|
| BYU | 106 | 151 | 0 | 257 |
| Opponents | 83 | 108 | 0 | 191 |

Team Box Score

| No. | Player | GP-GS | | | Total | | 3-Point | | F-Throw | | Rebounds | | | | PF DQ A TO BLK STL | | | | PTS | | AVG | | | |
|------------------|-------------------|----------|----|------------|-------|---------------|-------------|--------------|-------------|--------------|-------------|-----------|-----------|------------|--------------------|-----------|----------|-----------|-----------|----------|-----------|------------|-------------|-----|
| | | GP | GS | MIN | AVG | FG | FGA | FG% | 3FG | 3FGA | 3FG% | FT | FTA | FT% | OFF | DEF | TOT | AVG | PF | DQ | | A | TO | BLK |
| 2 | ROBINSON, Jaxson | 3-0 | | 73:59 | 24.7 | 19-41 | .463 | 11-21 | .524 | 6-6 | 1.000 | 0 | 8 | 8 | 2.7 | 4 | 0 | 5 | 5 | 1 | 4 | 55 | 18.3 | |
| 0 | WATERMAN, Noah | 3-3 | | 74:45 | 24.9 | 16-27 | .593 | 9-17 | .529 | 1-3 | .333 | 3 | 15 | 18 | 6.0 | 5 | 0 | 3 | 3 | 0 | 1 | 42 | 14.0 | |
| 20 | JOHNSON, Spencer | 3-3 | | 78:21 | 26.1 | 16-28 | .571 | 4-12 | .333 | 3-4 | .750 | 5 | 11 | 16 | 5.3 | 3 | 0 | 15 | 5 | 0 | 3 | 39 | 13.0 | |
| 21 | KNELL, Trevin | 3-3 | | 71:41 | 23.9 | 11-23 | .478 | 8-18 | .444 | 2-2 | 1.000 | 1 | 12 | 13 | 4.3 | 7 | 0 | 4 | 4 | 0 | 2 | 32 | 10.7 | |
| 15 | SAUNDERS, Richie | 3-0 | | 56:58 | 19.0 | 11-22 | .500 | 2-9 | .222 | 3-4 | .750 | 4 | 5 | 9 | 3.0 | 4 | 0 | 3 | 2 | 0 | 2 | 27 | 9.0 | |
| 30 | HALL, Dallin | 3-3 | | 82:19 | 27.4 | 8-17 | .471 | 3-7 | .429 | 6-11 | .545 | 4 | 4 | 8 | 2.7 | 5 | 0 | 9 | 6 | 0 | 3 | 25 | 8.3 | |
| 45 | TRAORE, Fousseyni | 2-2 | | 30:58 | 15.5 | 3-6 | .500 | 0-0 | .000 | 2-2 | 1.000 | 4 | 5 | 9 | 4.5 | 3 | 0 | 5 | 3 | 0 | 2 | 8 | 4.0 | |
| 1 | STEWART, Trey | 3-0 | | 37:41 | 12.6 | 4-12 | .333 | 2-5 | .400 | 2-3 | .667 | 3 | 6 | 9 | 3.0 | 5 | 0 | 5 | 3 | 0 | 2 | 12 | 4.0 | |
| 50 | KHALIFA, Aly | 2-1 | | 51:10 | 25.6 | 3-9 | .333 | 0-4 | .000 | 1-4 | .250 | 3 | 8 | 11 | 5.5 | 4 | 0 | 10 | 2 | 1 | 1 | 7 | 3.5 | |
| 4 | ALLY ATIKI, Atiki | 2-0 | | 24:25 | 12.2 | 2-4 | .500 | 0-0 | .000 | 0-0 | .000 | 6 | 6 | 12 | 6.0 | 7 | 0 | 1 | 2 | 1 | 1 | 4 | 2.0 | |
| 12 | TRIPPLE, Townsend | 3-0 | | 12:04 | 4.0 | 2-5 | .400 | 0-3 | .000 | 2-2 | 1.000 | 1 | 3 | 4 | 1.3 | 2 | 0 | 1 | 1 | 0 | 1 | 6 | 2.0 | |
| 24 | HAYHURST, Tanner | 2-0 | | 03:34 | 1.8 | 0-1 | .000 | 0-0 | .000 | 0-0 | .000 | 0 | 0 | 0 | 0.0 | 0 | 0 | 0 | 0 | 0 | 0 | 0 | 0.0 | |
| 51 | MCGREGOR, Jared | 2-0 | | 02:05 | 1.0 | 0-0 | .000 | 0-0 | .000 | 0-0 | .000 | 0 | 0 | 0 | 0.0 | 0 | 0 | 0 | 0 | 0 | 0 | 0 | 0.0 | |
| Team | | | | | | | | | | | | 4 | 3 | 7 | | | | | | | 2 | | | |
| Total | | 3 | | 600 | | 95-195 | .487 | 39-96 | .406 | 28-41 | .683 | 38 | 86 | 124 | 41.3 | 49 | 0 | 61 | 38 | 3 | 22 | 257 | 85.7 | |
| Opponents | | 3 | | 600 | | 71-168 | .423 | 16-57 | .281 | 33-49 | .673 | 18 | 71 | 89 | 29.7 | 45 | 1 | 32 | 40 | 0 | 21 | 191 | 63.7 | |

Team Statistics

| | BYU | OPP |
|------------------------|---------------|---------------|
| Scoring | 257 | 191 |
| Points per game | 85.7 | 63.7 |
| Scoring margin | +22.0 | - |
| Field goals-att | 95-195 | 71-168 |
| Field goal pct | .487 | .423 |
| 3 point fg-att | 39-96 | 16-57 |
| 3-point FG pct | .406 | .281 |
| 3-pt FG made per game | 13.0 | 5.3 |
| Free throws-att | 28-41 | 33-49 |
| Free throw pct | .683 | .673 |
| F-Throws made per game | 9.3 | 11.0 |
| Rebounds | 124 | 89 |
| Rebounds per game | 41.3 | 29.7 |
| Rebounding margin | +11.7 | - |
| Assists | 61 | 32 |
| Assists per game | 20.3 | 10.7 |
| Turnovers | 38 | 40 |
| Turnovers per game | 12.7 | 13.3 |
| Turnover margin | +0.7 | - |
| Assist/turnover ratio | 1.6 | 0.8 |
| Steals | 22 | 21 |
| Steals per game | 7.3 | 7.0 |
| Blocks | 3 | 0 |
| Blocks per game | 1.0 | 0.0 |
| Winning streak | 3 | - |
| Home win streak | 0 | - |
| Attendance | 0 | 0 |
| Home games-Avg/Game | 0-0 | 0-0 |
| Neutral site-Avg/Game | - | 3-5410 |

Team Results

| Date | Opponent | | Score | Att. |
|------------|----------------|---|-------|-------|
| 11/23/2023 | vs Arizona St. | W | 77-49 | 2223 |
| 11/24/2023 | vs NC State | W | 95-86 | 2647 |
| 12/01/2023 | vs Fresno St. | W | 85-56 | 11360 |



0



NOAH WATERMAN
Forward | 6-11 | Senior
Savannah, New York
Finger Lakes Christian School/Niagara/Detroit Mercy

| | PTS | REB | AST | FG% | 3FG% | FT% | MIN |
|--------|------|-----|-----|------|------|------|------|
| SEA | 11.2 | 6.2 | 0.9 | .468 | .394 | .818 | 24.8 |
| WVU | 0.0 | 0.0 | 0.0 | .000 | .000 | .000 | 0.0 |
| BIG 12 | 9.8 | 5.2 | 0.8 | .417 | .324 | .889 | 28.1 |
| CAR | 8.0 | 4.1 | 0.8 | .451 | .398 | .659 | 22.4 |

LAST GAME vs. Texas (January 27, 2024)

| PTS | REB | AST | STL | BLK | MIN |
|-----|-----|-----|-----|-----|-----|
| 17 | 3 | 0 | 0 | 0 | 33 |

Cougars are 27-6 when Waterman is in the starting lineup... Vegas Showdown MVP... Cougars are 12-1 when he has five or more rebounds this season... 12-1 when he scores in double figures... scored a career-high 24 points in win over Arizona State... also connected on career-high 6 3-pointers... first career double-double in win over Denver (20p/14r)... scored in double figures 36 times during his career... made five 3-pointers in six games... shot 52.8 percent from 3-point range at Detroit Mercy in 2020-21... mother, Kim, saw him play in college for the first time in BYU's win over Pepperdine on January 14, 2023...

1



TREY STEWART
Guard | 6-2 | Junior
American Fork, Utah
American Fork High School

| | PTS | REB | AST | FG% | 3FG% | FT% | MIN |
|--------|-----|-----|-----|------|------|------|------|
| SEA | 3.4 | 2.6 | 1.7 | .417 | .286 | .625 | 12.6 |
| WVU | 0.0 | 0.0 | 0.0 | .000 | .000 | .000 | 0.0 |
| BIG 12 | 0.0 | 0.0 | 0.5 | .000 | .000 | .000 | 2.2 |
| CAR | 1.8 | 1.5 | 1.1 | .314 | .177 | .556 | 9.3 |

LAST GAME at #14 Baylor (January 9, 2024)

| PTS | REB | AST | STL | BLK | MIN |
|-----|-----|-----|-----|-----|-----|
| 0 | 0 | 0 | 0 | 0 | 1 |

WCC All-Academic Honorable Mention... scored a career-high 10 points in season opener against Houston Christian... 35th different player to start a game under Coach Pope... owner of Default Happiness, a clothing company focused on bringing awareness to mental health... put on his own fashion show in the fall with current player Dallin Hall and Atiki Ally Atiki serving as models... ranked 12th in the WCC in assist-to-turnover ratio in 2022-23... recorded eight assists, no turnovers in win over Western Oregon on Dec. 15, 2023...

2



JAXSON ROBINSON
Guard | 6-7 | Senior
Ada, Oklahoma
Ada High School / Texas A&M / Arkansas

Jackson

| | PTS | REB | AST | FG% | 3FG% | FT% | MIN |
|--------|------|-----|-----|------|------|------|------|
| SEA | 13.9 | 2.4 | 1.7 | .442 | .362 | .864 | 25.4 |
| WVU | 0.0 | 0.0 | 0.0 | .000 | .000 | .000 | 0.0 |
| BIG 12 | 10.3 | 1.7 | 2.0 | .370 | .256 | .778 | 30.1 |
| CAR | 7.7 | 2.2 | 1.3 | .406 | .343 | .765 | 20.9 |

LAST GAME vs. Texas (January 27, 2024)

| PTS | REB | AST | STL | BLK | MIN |
|-----|-----|-----|-----|-----|-----|
| 17 | 2 | 1 | 0 | 3 | 36 |

7-foot-1 wingspan... Big 12 Student-Athlete of the Month (December)... has scored in double figures in 13 of 18 appearances off the bench as a Cougar... scored in double figures in a career-best five straight games earlier this season... scored career-high 28 points in win over Denver... made eight 3-pointers against DU, tied for the most by a reserve in a single game in program history... 16 3-point attempts are also a program record... one of three players in program history to go 5-of-5 from 3-point range in a first half... mom, Brandi Robinson-McWilliams, was an All-American at Southeastern Oklahoma State...

4



ATIKI ALLY ATIKI
Forward | 6-10 | Junior
Mwanza, Tanzania
London Basketball Academy

a-TEEK-ee ALI a-TEEK-ee

| | PTS | REB | BLK | FG% | 3FG% | FT% | MIN |
|--------|-----|-----|-----|------|------|------|------|
| SEA | 4.5 | 3.5 | 0.7 | .607 | .000 | .529 | 13.0 |
| WVU | 0.0 | 0.0 | 0.0 | .000 | .000 | .000 | 0.0 |
| BIG 12 | 1.8 | 1.2 | 0.6 | .500 | .000 | .600 | 9.1 |
| CAR | 3.7 | 3.3 | 0.9 | .557 | .000 | .609 | 12.7 |

LAST GAME vs. #4 Houston (January 23, 2024)

| PTS | REB | AST | STL | BLK | MIN |
|-----|-----|-----|-----|-----|-----|
| 2 | 1 | 0 | 0 | 0 | 9 |

7-foot-3 wingspan... 14th in program history in blocks per game... 20th in career blocks (71)... scored in double figures SEVEN times including a career-high 14 in win over Wyoming on December 30, 2023... ranked third in the WCC in blocks per game as a sophomore... led Cougars in blocks 31 times... shot 100.0 percent from the floor (min. 5 att) twice in his career... pulled down five offensive rebounds twice... career-high seven defensive rebounds at Santa Clara on Jan. 19, 2023... career-high 11 rebounds, last coming against Western Oregon on Dec. 15, 2022...

10



TREDYN CHRISTENSEN
Guard | 6-6 | Senior
Eagle Mountain, Utah
Westlake High School/Snow College/Chaminade

tre-DIN

| | PTS | REB | AST | FG% | 3FG% | FT% | MIN |
|--------|-----|-----|-----|------|------|------|-----|
| SEA | 0.0 | 0.0 | 0.0 | .000 | .000 | .000 | 0.0 |
| WVU | 0.0 | 0.0 | 0.0 | .000 | .000 | .000 | 0.0 |
| BIG 12 | 0.0 | 0.0 | 0.0 | .000 | .000 | .000 | 0.0 |
| CAR | 1.2 | 1.1 | 0.2 | .500 | .000 | .714 | 4.0 |

LAST GAME vs. Portland (March 3, 2023)

| PTS | REB | AST | STL | BLK | MIN |
|-----|-----|-----|-----|-----|-----|
| 3 | 1 | 0 | 0 | 0 | 3 |

Fifth-year senior... spent time at Chaminade (NCAA DI) and Snow College before transferring to BYU... appeared in nine games in his first season in Provo as a walk-on including meaningful minutes against Gonzaga and Saint Mary's... married to Aliyah Christensen... son, Kydn Kobe Christensen, born on May 3, 2023... Father-in-law, Jamaal Willis, played running back for the Cougars from 1991-94... avid collector of sneakers...

12



TOWNSEND TRIPPLE
Forward | 6-8 | Freshman
Eagle, Idaho
Eagle High School

| | PTS | REB | AST | FG% | 3FG% | FT% | MIN |
|--------|-----|-----|-----|------|------|------|-----|
| SEA | 1.6 | 1.0 | 0.1 | .500 | .143 | .900 | 3.5 |
| WVU | 0.0 | 0.0 | 0.0 | .000 | .000 | .000 | 0.0 |
| BIG 12 | 1.5 | 1.0 | 0.0 | .500 | .500 | .000 | 4.7 |
| CAR | 1.6 | 1.0 | 0.1 | .500 | .143 | .900 | 3.5 |

LAST GAME at #25 Texas Tech (January 20, 2024)

| PTS | REB | AST | STL | BLK | MIN |
|-----|-----|-----|-----|-----|-----|
| 3 | 2 | 0 | 0 | 0 | 8 |

Made collegiate debut in season opener against Houston Christian... has appeared in 14 of 20 games this season... scored a career-high six points in win over Bellarmine... returned from two-year mission for the Church of Jesus Christ of Latter-Day Saints in Cordoba, Argentina during the summer... wore No. 24 as a true freshman in 2020-21... did not appear in a game... graduated from Rocky Mountain High School... averaged 15 points, 6.1 rebounds and 1.3 blocks as a senior... first team all-state... four-time All Academic... Eagle Scout... father, Trent, played football at Air Force... grandpa, Tony Tripple, played football at BYU...

15



RICHIE SAUNDERS
Guard | 6-6 | Sophomore
Riverton, Utah
Wasatch Academy

saw-N-ders

| | PTS | REB | AST | FG% | 3FG% | FT% | MIN |
|--------|------|-----|-----|------|------|------|------|
| SEA | 10.2 | 4.3 | 1.3 | .549 | .321 | .732 | 20.9 |
| WVU | 0.0 | 0.0 | 0.0 | .000 | .000 | .000 | 0.0 |
| BIG 12 | 8.9 | 4.0 | 0.6 | .511 | .294 | .733 | 22.0 |
| CAR | 7.2 | 3.1 | 1.0 | .500 | .328 | .709 | 17.7 |

LAST GAME vs. Texas (January 27, 2024)

| PTS | REB | AST | STL | BLK | MIN |
|-----|-----|-----|-----|-----|-----|
| 11 | 3 | 0 | 0 | 0 | 21 |

Career-high 20 points in win over Georgia State... scored in double figures 15 times, nine of those coming this season... one of four players to appear in all 34 games for the Cougars in 2022-23... made first career start against Utah Valley on Dec. 7, 2022... scored 18 in BYU's comeback against Portland in the WCC Tournament... career-high nine rebounds in win over Nicholls on Nov. 19, 2022... married to former BYU women's basketball player Sierra Johnson... Prepped at Wasatch Academy with current teammate Foussayni Traore... learning and speaks four languages (English, malagasy, spanish, french)...

20



SPENCER JOHNSON
Guard | 6-5 | Senior
American Fork, Utah
American Fork High School/Weber State/Salt Lake Community College

| | PTS | REB | AST | FG% | 3FG% | FT% | MIN |
|--------|------|-----|-----|------|------|------|------|
| SEA | 11.0 | 5.6 | 3.7 | .431 | .310 | .804 | 26.3 |
| WVU | 0.0 | 0.0 | 0.0 | .000 | .000 | .000 | 0.0 |
| BIG 12 | 11.3 | 5.3 | 1.6 | .444 | .345 | .765 | 28.4 |
| CAR | 7.9 | 3.4 | 1.7 | .464 | .391 | .737 | 22.6 |

LAST GAME vs. Texas (January 27, 2024)

| PTS | REB | AST | STL | BLK | MIN |
|-----|-----|-----|-----|-----|-----|
| 11 | 8 | 2 | 1 | 0 | 27 |

Scored career-high 28 points in win over No. 24 Iowa State... back-to-back double-doubles against Utah and Denver... BYU is 10-0 when he has three or more assists... ranks 16th in program history in career 3-point percentage... ranks 10th in conference career 3-point percentage... scored in double figures 41 times, 12 of those coming in 2023-24... made first career collegiate start in win over Idaho State in season opener in 2022-23... career-high five steals against Gonzaga... married to Isabella Yates Johnson... couple is expecting first child in February... father-in-law played basketball at BYU... has real estate license...

21



TREVIN KNELL
Guard | 6-5 | Redshirt Junior
North Salt Lake, Utah
Woods Cross High School

truh-VIN NELL

| | PTS | REB | AST | FG% | 3FG% | FT% | MIN |
|--------|------|-----|-----|------|------|------|------|
| SEA | 11.9 | 3.9 | 1.5 | .494 | .450 | .710 | 24.7 |
| WVU | 0.0 | 0.0 | 0.0 | .000 | .000 | .000 | 0.0 |
| BIG 12 | 12.0 | 3.8 | 0.8 | .479 | .487 | .700 | 25.5 |
| CAR | 6.4 | 2.0 | 0.9 | .443 | .406 | .671 | 17.0 |

LAST GAME vs. Texas (January 27, 2024)

| PTS | REB | AST | STL | BLK | MIN |
|-----|-----|-----|-----|-----|-----|
| 2 | 1 | 0 | 0 | 0 | 13 |

Redshirt Junior... two-time WCC All-Academic... NABC Honor Court... ranks SEVENTH in the nation in 3-point field %, career-high 29 points in Big 12 opener against Cincinnati... went 9-of-14 from 3-point range... tied for the second-most in a single game in program history... tied for most 3-pointers in a game at the Marriott Center... 10th in program history in winning percentage... 10th in program history in 3-point field percentage... 13th most made 3-pointers made in program history... missed 2022-23 season due to shoulder injury suffered during summer workouts... served two-year mission in Uruguay... married to Tatum Knell, who owns a bridal boutique...



* Only includes stats/career highs from games played at NCAA Division I level

23



MARCUS ADAMS JR. Forward | 6-8 | Freshman Torrance, California Nathaniel Narbonne High School/Kansas/Gonzaga

Table with 8 columns: PTS, REB, AST, FG%, 3FG%, FT%, MIN. Rows for SEA, WVU, BIG 12, CAR, and LAST GAME vs. Bellarmine.

Made collegiate debut in win over Bellarmine... scored two points in eight minutes of action... transferred to BYU after signing with Kansas and Gonzaga during the summer...

24



TANNER HAYHURST Guard | 6-5 | Redshirt Freshman Eagle, Idaho Eagle High School

Table with 8 columns: PTS, REB, AST, FG%, 3FG%, FT%, MIN. Rows for SEA, WVU, BIG 12, CAR, and LAST GAME vs. #24 Iowa State.

Made collegiate debut against Houston Christian... scored first collegiate points in win over Bellarmine... redshirted the 2022-23 season...

25



DAWSON BAKER Guard | 6-4 | Junior Coto De Caza, California Capistrano Valley High School/UC Irvine

Table with 8 columns: PTS, REB, AST, FG%, 3FG%, FT%, MIN. Rows for SEA, WVU, BIG 12, CAR, and LAST GAME vs. Cincinnati.

Will miss remainder of the season due to foot injury... 356th leading scoring among active NCAA Division I players... scored over 1,000 points during three-year career at UC Irvine...

30



DALLIN HALL Guard | 6-4 | Sophomore Plain City, Utah Fremont High School

Table with 8 columns: PTS, REB, AST, FG%, 3FG%, FT%, MIN. Rows for SEA, WVU, BIG 12, CAR, and LAST GAME vs. Texas.

Ranks NINTH in program history in assists per game... ranks EIGHTH in assist-to-turnover ratio... Scored in double figures 16 times including career-high 23 against Saint Mary's...

45



FOUSSEYNI TRAORE Forward | 6-6 | Junior Bamako, Mali Wasatch Academy

Table with 8 columns: PTS, REB, AST, FG%, 3FG%, FT%, MIN. Rows for SEA, WVU, BIG 12, CAR, and LAST GAME vs. Texas.

7-foot-2 wingspan... Karl Malone Power Forward of the Year Watchlist... WCC 2nd team all-conference... WCC all-academic...

50



ALY KHALIFA Center | 6-11 | Junior Alexandria, Egypt NBA Global Academy / Charlotte

Table with 8 columns: PTS, REB, AST, FG%, 3FG%, FT%, MIN. Rows for SEA, WVU, BIG 12, CAR, and LAST GAME vs. Texas.

Ranked as the 36th best transfer by SportsGrid... Ranks FIRST in the Big 12 and 9th in the nation in turnover-to-assist... 73 assists and 20 turnovers this season...

51



JARED MCGREGOR Guard | 6-3 | Sophomore Saratoga Springs, Utah Westlake High School

Table with 8 columns: PTS, REB, AST, FG%, 3FG%, FT%, MIN. Rows for SEA, WVU, BIG 12, CAR, and LAST GAME vs. #24 Iowa State.

2-of-6 from 3-point range this season... appeared in career-high 10 games in 2023-24... made first collegiate 3-pointer in BYU's win over Western Oregon...

HC



MARK POPE 5th Season at BYU (9th overall) Bellevue, Washington Kentucky, 1996

Table with 7 columns: GAMES, W, L, HOME, AWAY, NEUTRAL. Rows for BYU, WVU, BIG 12, CAR and a text block about his coaching history.

ASSISTANT COACHES



Cody Fueger, Nick Robinson, Kahlil Fennell, Collin Terry



* Only includes stats/career highs from games played at NCAA Division I level